



39 BOWL APPEARANCES | 11 CONFERENCE CHAMPIONSHIPS | 587 ALL-TIME VICTORIES | #WRECKEM

# TEXAS TECH RED RAIDERS

2022 GAME NOTES

GAME  
13



OLE MISS  
Dec. 28, 2022



8 p.m. CT  
NRG Stadium  
Capacity: 70,000  
Houston, Texas

## 2022 SCHEDULE/RESULTS

Overall: 7-5 | Big 12: 5-4 | H: 6-1 | A: 1-4 | N: 0-0

### SEPTEMBER • (3-1)

3	MURRAY STATE	W, 63-10	Big 12 Now
10	#25 HOUSTON	W, 33-30 <sup>2-OT</sup>	FS1
17	at #16/12 N.C. State	L, 14-27	ESPN2
24	#22/19 TEXAS*	W, 37-34 <sup>OT</sup>	ESPN

### OCTOBER • (1-3)

1	at #25 Kansas State*	L, 28-37	Big 12 Now
8	at #7 Oklahoma State*	L, 31-41	FS1
22	WEST VIRGINIA*	W, 48-10	FS1
29	BAYLOR*	L, 17-45	ESPN2

### NOVEMBER • (3-1)

5	at #7 TCU*	L, 24-34	FOX
12	KANSAS*	W, 43-28	Big 12 Now
19	at Iowa State*	W, 14-10	FS1
26	OKLAHOMA*	W, 51-48 <sup>OT</sup>	FS1

### DECEMBER • (0-0)

28	vs. Ole Miss	8 p.m.	ESPN
----	--------------	--------	------

## TV: ESPN

- Play-by-Play: Roy Philpott
- Analyst: Andre Ware
- Sideline Reporter: Paul Carcatera



## RADIO: TEXAS TECH SPORTS NETWORK

- Play-by-Play: Brian Jensen
- Analyst: John Harris
- Sideline Reporter: Chris Level
- SiriusXM: Channel 134 or 199
- Mobile App: Varsity Network (Texas Tech)



## NATIONAL RADIO: ESPN RADIO

- Play-by-Play: Marc Kestecher
- Analyst: Kelly Stouffer
- Sideline Reporter: Ian Fitzsimmons



## SOCIAL MEDIA: #WreckEm

- Twitter: @TexasTechFB
- Instagram: @TexasTech\_FB

## TEXAS TECH COACHING STAFF

### SIDELINE

- **Joey McGuire**, Head Coach (First Season)
- **Zach Kittley**, Offensive Coordinator/QBs (First Season)
- **Kenny Perry**, Assoc. H.C./Special Teams/RBs (First Season)
- **C.J. Ah You**, Outside Linebackers (First Season)
- **Josh Bookbinder**, Inside Linebackers (First Season)
- **Zarnell Fitch**, Defensive Line (First Season)
- **Stephen Hamby**, Offensive Line (First Season)
- **Emmett Jones**, Passing Game Coordinator/WRs (First Season)
- **Marcel Yates**, Passing Game Coordinator/DBs (First Season)

### PRESSBOX

- **Tim DeRuyter**, Defensive Coordinator (First Season)
- **Josh Cochran**, Tight Ends (First Season)

## TEXAS TECH

Record	7-5 Overall; 5-4 Big 12
Rankings	AP: NR   Coaches: NR   CFP: NR
Last Game	Def. Oklahoma, 51-48 <sup>OT</sup>
Streak	Won 3
Head Coach	Joey McGuire
Career Record	7-5 (1st Season)
Record at Texas Tech	Same
Record vs. Ole Miss	First Meeting

## OLE MISS

Record	8-4 Overall; 4-4 SEC
Rankings	AP: RV   Coaches: RV   CFP: NR
Last Game	Lost to Mississippi State, 24-22
Streak	Lost 3
Head Coach	Lane Kiffin
Career Record	84-46 (11th Season)
Record at Ole Miss	23-12 (3rd Season)
Record vs. Texas Tech	First Meeting

## SATURDAY STORYLINES



### RED RAIDERS SET FOR 40TH BOWL GAME

- Texas Tech will take part in its 40th bowl appearance in program history Dec. 28 when the Red Raiders face Ole Miss in the TaxAct Texas Bowl hosted at NRG Stadium in Houston. This is the fifth time in program history the Red Raiders have participated in the Texas Bowl and the sixth time for a bowl game in the city of Houston.
- The Red Raiders will have plenty of support backing them in Houston as Texas Tech quickly sold out of its allotment of 6,000 tickets for the game. The city is home to several prominent Red Raiders, including Tony Bradford Jr., Adrian Frye, Dennis Wilburn, Mason Tharp and Trey Wolff.



### TECH, OLE MISS FAMILIAR BOWL FOES

- There is not a more-familiar bowl opponent for the Red Raiders historically than Ole Miss as the Texas Bowl will mark the fourth time the two schools have met in the postseason. The Rebels are one of only four schools in program history Texas Tech has faced multiple times in its now 40 all-time bowl appearances.
- The Red Raiders will be facing a school from the state of Mississippi in a bowl for a second-straight season as Texas Tech previously routed Mississippi State, 34-7, to close the 2021 campaign to improve to 15-23-1 all-time in bowl games.



### BUILDING OFF SUCCESSFUL DEBUT YEAR

- Texas Tech will look to build off a successful first season under Joey McGuire in the Texas Bowl as the Red Raiders will be searching for their first eight-win season since 2013. Texas Tech is one of only two power-five programs in the state of Texas returning to a bowl in consecutive years.
- The Red Raiders wrapped Big 12 play at 5-4 record, marking their most wins against conference opponents since 2009 and the first time Texas Tech has defeated both Texas and Oklahoma in the same season. The successful debut made McGuire the first head coach since David McWilliams in 1986 to post an above-.500 conference record.

## RED RAIDERS BY THE NUMBERS

2

Texas Tech enters bowl season as one of only two programs nationally to rank in the top 10 of the FBS for both red zone offense (8th) and red zone defense (9th), joining top-ranked Georgia.

27

Number of college graduates who will appear on Texas Tech's roster for the TaxAct Texas Bowl, which includes seven Red Raiders who have already obtained their master's degree from the university.

1,000

Texas Tech is only the second FBS program since 1996 to have three different quarterbacks throw for at least 1,000 yards in a season, joining Oklahoma State from the 2012 campaign.

## MEDIA INFORMATION

## INTERVIEW REQUESTS

Please direct all interview requests for head coach Joey McGuire, members of the Texas Tech coaching staff and student-athletes to Matt Dowdy and Matt Burkholder. Contacting student-athletes or coaches directly through text message or social media is strictly prohibited and could result in loss of credentials for Texas Tech home events.

## VIDEO HIGHLIGHTS/NEWS CONFERENCE

Video from news conferences and games will be available to the media via YouTube. Broadcast quality video footage (game highlights, post-practice interviews, post-game interviews, etc) are available by request through the athletics communications office.

## PHOTO REQUESTS

Please submit your requests to Chris Duarte.

## USE OF TEXAS TECH PHOTOGRAPHY

The use of Texas Tech photos is prohibited without prior approval from the athletics communications office. Texas Tech does not grant permission for use of its photos for social media content purposes. Texas Tech will provide courtesy headshots and action shots upon requests for editorial purposes.

## COLLEGEPRESSBOX.COM

Collegepressbox is the official media website for Division I football. Access and download game notes, quotes, statistics, media guides, headshots, logos and more for all FBS schools, conferences, postseason games, awards and the College Football Playoff. For access, please register for an account at collegepressbox.com/register.

## WWW.TEXASTECH.COM

This is the official website of Texas Tech Athletics. Texas Tech football releases as well as a wide variety of athletics department information can be found on the web. Weekly game notes, news and statistical information can be found here throughout the football season.

## LIVE STREAMING

Live video streaming of any Texas Tech Athletics event, including news conferences, on ANY social media platform is strictly prohibited without prior approval from the athletics communications office. Texas Tech will **NOT** allow live streaming of any practice during its trip to the Texas Bowl.

## USE OF AUDIO/VIDEO

Any media entity collecting any sort of "video or audio materials" (film, traditional video or audio, digital video or audio, photos, etc.) from Texas Tech University Athletics game events or press conference/media events may use that material only for traditional television newscasts, web-based or print coverage, or other electronic transmission as approved by the University in writing, with a limitation of up to three (3) minutes in length from any single event. Such media entity may not offer any live video, audio or other coverage of the event without the advance, written permission of Texas Tech University Athletics. This policy includes all games, matches and events involving any of Texas Tech's athletic programs. It includes all media events -- press conferences, pre/post-practice interviews and pre/post-game interviews. An exception would be a one-on-one interview arranged through the Texas Tech Athletics Communications office with a Texas Tech, coach, athlete or administrator.



## MEDIA INFORMATION FOR TEXAS BOWL



**MATT DOWDY**  
Assistant A.D.  
806-928-5190  
matthew.dowdy@ttu.edu



**MATT BURKHOLDER**  
Associate Director  
559-862-3771  
matt.burkholder@ttu.edu



**CHRIS DUARTE**  
Assistant Director  
954-937-3254  
chris.duarte@ttu.edu



## TAXACT TEXAS BOWL CONTACT

Omar Majzoub  
Director of Communications  
omar.majzoub@houstontextans.com

## TEXAS TECH TEAM HEADQUARTERS

The Westin Galleria Houston  
5060 W. Alabama St.  
Houston, Texas 77056

## OLE MISS COMMUNICATIONS CONTACTS

Brad Sheffield (Director of Communications)  
brads@olemiss.edu / 662-915-7522  
Kyle Campbell (Associate A.D. for Brand Strategy)  
kyle@olemiss.edu / 662-915-7544

## TEXAS TECH PRACTICE SITE

Rice Stadium  
6100 Main St.  
Houston, Texas 77005



## TEXAS TECH TAXACT TEXAS BOWL SCHEDULE

## SATURDAY, DECEMBER 24

Texas Tech Arrives in Houston	1:30 p.m.	The Westin Galleria	B-Roll/No Access
Texas Tech Practice	3:45 p.m.	Rice Stadium	B-Roll for first 20 minutes
Post-Practice Media	5:45 p.m.	Rice Stadium	Media Interviews

## SUNDAY, DECEMBER 25

Texas Tech Practice	12:20 p.m.	Rice Stadium	B-Roll for first 20 minutes
Post-Practice Media	2:20 p.m.	Rice Stadium	Media Interviews

## MONDAY, DECEMBER 26

Texas Tech Practice	11:20 a.m.	Rice Stadium	Closed/No Access
Texas Tech Bowl Event/Depelchin Family Field Day	12:20-1:20 p.m.	Rice Stadium	B-Roll Footage/Media Interviews
<i>Post-event interviews scheduled: Joey McGuire, Tony Bradford Jr.</i>			
Texas Tech Bowl Event/Rodeo Bowl	7:15 p.m.	NRG Arena	B-Roll Footage/No Access

## TUESDAY, DECEMBER 27

Texas Tech Head Coach Press Conference	11:45 a.m.	Hilton Americas	Media Interviews
Texas Tech Luncheon	12 p.m.	Hilton Americas	B-Roll Footage
<i>Participants scheduled: Joey McGuire, Myles Price, Jaylon Hutchings, Kosi Eldridge, SaRoderick Thompson</i>			
Pep Rally/Kickoff Concert (spirit groups only)	8:30 p.m.	The Rustic	-

## WEDNESDAY, DECEMBER 28

Pregame Tailgate Party	4 p.m.	NRG Stadium	-
Texas Tech vs. Ole Miss	8:05 p.m.	NRG Stadium	Media Access
Postgame Press Conference	TBD	NRG Stadium/Tour Theater	Media Access

## THURSDAY, DECEMBER 29

Texas Tech Returns to Lubbock	Morning	-	-
<i>Schedule is subject to change</i>			

## TEAM NOTEBOOK

### RED RAIDERS, REBELS MEET FOR SEVENTH TIME

- Texas Tech and Ole Miss will face each other for the seventh time in history at the TaxAct Texas Bowl as the Rebels control a 4-2 all-time record versus the Red Raiders, including a perfect 3-0 mark in bowl games. The two schools previously met in the 1986 and 1998 Independence Bowls as well as the 2009 Cotton Bowl.
- Texas Tech's two victories all-time in the series versus the Rebels came in a home-and-home agreement during the 2002-03 seasons. The Red Raiders topped Ole Miss, 42-28, behind 270 passing yards and two touchdowns from **Kliff Kingsbury** to defeat a Rebels team quarterbacked by **Eli Manning** at the time in Lubbock. **B.J. Symons** followed a year later with 661 passing yards - a Texas Tech and Big 12 record at the time - and six touchdowns to lead the Red Raiders past Manning and the Rebels again in Oxford.
- This will be a rematch of the 2018 AdvoCare Texas Kickoff that started the 2018 season at NRG Stadium in Houston. The Rebels topped the Red Raiders that afternoon, 47-27, to improve to 4-0 in neutral-site games between the two schools.
- **Adrian Frye** is the only Red Raider remaining on the roster who participated in the 2018 contest against Ole Miss. Frye, who was making his collegiate debut versus the Rebels as only a true freshman, went on to earn Freshman All-America accolades that season by the FWAA as well as All-Big 12 first team honors.

### TEXAS TECH-OLE MISS CONNECTIONS

- Texas Tech offensive coordinator **Zach Kittley** will be more than familiar with his counterpart from Ole Miss in co-defensive coordinator **Maurice Crum** as the two spent the 2021 season together at Western Kentucky. Kittley was the Hilltoppers' offensive coordinator that season with Crum as defensive coordinator for a Western Kentucky program that finished 9-5 overall with a win in the Boca Raton Bowl.
- Texas Tech offensive line coach **Stephen Hamby** was also a member of that Western Kentucky staff in 2021 as he worked three seasons total with Crum from 2019-21. Hamby was also a player of Texas Tech's 2009 team that faced Ole Miss in the Cotton Bowl.
- The bowl will place two of the youngest offensive coordinators in the country against each other in Kittley (31 years old) against **Charlie Weis Jr.** (29 years old). Weis was the youngest offensive coordinator in the country heading into the 2022 season followed by Tommy Rees of Notre Dame (30 years old) and then Kittley.
- Texas Tech associate head coach **Kenny Perry** spent one season on the same SMU staff as Ole Miss defensive line coach **Randall Joyner**. Perry was a special teams analyst for the Mustangs in 2020, while Joyner was closing a three-year run as SMU's defensive line coach.
- The Rebels also have a Red Raider on their staff in offensive analyst **Seth Doege**, who still ranks fourth all-time in Texas Tech history with 8,646 passing yards, 69 touchdowns, 1,187 attempts and 819 completions over his four-year career from 2019-12. Doege, a native of Wolfforth just outside of Lubbock, is in his first season as an analyst for Ole Miss.

### TEXAS TECH ALL-TIME VERSUS THE SEC

- Texas Tech will be facing an opponent from the Southeastern Conference in a bowl for a second-consecutive season after routing Mississippi State, 34-7, a year ago in the AutoZone Liberty Bowl. It will be only the 13th time the Red Raiders have faced an SEC opponent since becoming a Big 12 Conference member in 1996.
- The Red Raiders are 7-17-2 all-time against members of the SEC, excluding former Big 12 Conference members Missouri and Texas A&M, who both departed the league following the 2011 season. Missouri faced the Red Raiders only one time as non-conference foes - a 41-14 rout for Texas Tech early in the 1995 season - before joining the Big 12 prior to the 1996 campaign. Texas A&M and Texas Tech, meanwhile, were longtime Southwest Conference and Big 12 rivals from 1960 up until the Aggies departed for the Big 12 in 2011.
- The Red Raiders are 4-8 against SEC members since joining the Big 12 with two of those three victories coming against Ole Miss. Texas Tech swept a home-and-home agreement with the Rebels during the 2002 and 2003 seasons and then topped Arkansas in Fayetteville early in the 2015 campaign as well as Mississippi State in the 2021 AutoZone Liberty Bowl.
- This will be the 11th time in history where the Red Raiders have faced an SEC opponent in a bowl as Texas Tech is 3-6-1 all-time in those games. In addition to its win over Mississippi State, Texas Tech topped No. 17 Auburn in the 1953 Gator Bowl and No. 20 Tennessee in the 1973 Gator Bowl.

### STATISTICAL MATCHUP: TEXAS TECH vs. OLE MISS

CATEGORY	TECH	NCAA	BIG 12	UM	NCAA	SEC
Scoring Offense	33.6	31st	4th	34.2	27th	4th
Total Offense	459.5	23rd	3rd	491.2	8th	3rd
Rushing Offense	152.5	67th	8th	261.6	3rd	1st
Passing Offense	307.0	13th	1st	229.7	66th	8th
Passing Efficiency	128.9	86th	7th	142.6	43rd	8th
Time of Possession	29:17	78th	6th	26:23	126th	13th
Scoring Defense	29.5	96th	7th	24.2	50th	7th
Total Defense	414.5	101st	7th	379.8	69th	8th
Rushing Defense	166.4	90th	7th	161.8	82nd	8th
Passing Defense	248.1	97th	6th	218.0	57th	9th
Passing Efficiency Defense	138.4	95th	8th	134.3	82nd	10th
QB Sacks Per Game	2.4	42nd	1st	2.8	28th	3rd
Tackles for Loss	6.9	20th	4th	6.2	50th	5th
Net Punting	40.0	37th	4th	39.3	46th	6th
Punt Returns	6.9	77th	7th	6.9	74th	10th
Kickoff Returns	22.0	29th	4th	18.8	92nd	10th
Turnover Margin	-9	121st	10th	+1	62nd	4th

### RED RAIDERS VERSUS THE SEC

Below is a listing of Texas Tech's contests versus SEC opponents as Big 12 members (since 1996).

Year	Opponent	Result
1996	at Georgia	L, 12-15
1997	at #5 Tennessee	L, 17-52
1998	vs. Ole Miss (Independ. Bowl)	L, 18-35
2002	Ole Miss	W, 42-28
2003	at Ole Miss	W, 49-45
2005	vs. #13 Alabama (Cotton Bowl)	L, 10-13
2008	vs. Ole Miss (Cotton Bowl)	L, 34-47
2014	Arkansas	L, 28-49
2015	at Arkansas	W, 35-24
2015	vs. #22 LSU (Texas Bowl)	L, 27-56
2018	vs. Ole Miss (Houston)	L, 27-47
2021	vs. Miss. State (Liberty Bowl)	W, 34-7

Below is a breaking of Texas Tech's all-time record against SEC opponents in its history.

Year	Record
Alabama	0-1
Auburn	1-0
Georgia	0-3
LSU	0-3
Missouri	3-6
Ole Miss	2-4
Mississippi State	3-4-1
Tennessee	1-1
Texas A&M	32-37-1
Vanderbilt	0-0-1

## SERIES HISTORY



### OLE MISS (2-4)

Date	Loc.	W/L	TTU	UM	Att.
Dec. 20, 1986*	N	L	17	20	46,369
Dec. 31, 1998*	N	L	18	35	46,862
Sept. 14, 2002	H	W	42	28	40,228
Sept. 27, 2003	A	W	49	45	55,649
Jan. 2, 2009*	N	L	34	47	88,175
Sept. 1, 2018*	N	L	27	47	40,333

### KEY:

\* represents Independence Bowl (Shreveport, La.)

\* represents Cotton Bowl (Cotton Bowl, Dallas)

# represents AdvoCare Texas Kickoff (NRG Stadium, Houston)

## THE LAST MEETING...



### OLE MISS 47, TEXAS TECH 27

Date: Sept. 1, 2018

Location: Houston, Texas | Attendance: 40,333

**Recap:** Texas Tech suffered its first season-opening loss since 2002 when the Red Raiders faced Ole Miss last to start the 2018 season at the Texas Kickoff in NRG Stadium. Ole Miss led 24-7 after one quarter and never looked back as Texas Tech was unable to cut the deficit to any lower than 10 points from there.

**RUSHING:** Ole Miss-S. Phillips 16-204; Jordan Ta'amu 6-7; Isaiah Woullard 4-2; Tylan Knight 1-minus 1; TEAM 1-minus 2. Texas Tech-Ward, Da'Leon 17-90; King, Tre 13-31; Bowman, Alan 3-19; Carter, McLane 3-13; Carter, KeSean 1-10; Bowman, De'Quan 1-4; TEAM 1-minus 3.

**PASSING:** Ole Miss-Jordan Ta'amu 22-32-0-336. Texas Tech-Bowman, Alan 29-49-0-273; Carter, McLane 4-7-0-49.

**RECEIVING:** Ole Miss-A.J. Brown 7-93; Da'Markus Lodge 6-96; D.K. Metcalf 4-81; Braylon Sanders 4-60; Dawson Knox 1-6. Texas Tech-Wesley, Antoine 6-65; Vasher, T.J. 4-66; High, Ja'Deion 4-62; Carter, KeSean 4-35; King, Tre 4-23; Austin, Zach 3-27; Rigdon, Dalton 2-19; Ward, Da'Leon 2-5; Felton, Dem. 1-8; Collins, Seth 1-7; Ezukanma, Erik 1-4; Henry, Ta'Zawn 1-1.

### SCORING SUMMARY

QTR	Time	Team	Scoring Play
1st	14:27	OM	Metcalf, D. 58 yd pass from Ta'amu, J.
	10:32	TTU	Ward, D. 15 yd run
	10:17	OM	Jones, J. 94 yd kickoff return
	04:30	OM	Logan, L. 24 yd field goal
	01:08	OM	Phillips, S. 39 yd run
2nd	12:17	TTU	Hatfield, C. 25 yd field goal
	06:41	OM	Logan, L. 29 yd field goal
	01:57	TTU	High, J. 14 yd pass from Bowman, A.
	00:37	OM	Logan, L. 39 yd field goal
3rd	07:57	TTU	Hatfield, C. 41 yd field goal
	07:07	OM	Phillips, S. 65 yd run (Logan, L. kick)
	05:30	TTU	Ward, D. 9 yd run (Hatfield, C. kick)
4th	14:33	OM	Brown, A. 34 yd pass from Ta'amu, J.
	04:09	OM	Logan, L. 23 yd field goal

## ON THIS DATE...



## TEXAS TECH 34, MINNESOTA 31

Date: Dec. 28, 2012 (Meineke Car Care Bowl)

Location: Houston, Texas | Attendance: 50,386

**Recap:** Texas Tech's bowl game will come on Dec. 28 for a second-straight season and the fifth time in history as the Red Raiders are 3-0-1 on the date. In addition to last season's win over Mississippi State in the AutoZone Liberty Bowl, the Red Raiders also recorded a memorable win over No. 20 Duke in the 1989 All-American Bowl hosted at Legion Field in Birmingham, Alabama as well as Minnesota in the 2012 Meineke Car Care Bowl.

Seth Doege (pictured above), who is now a member of the Ole Miss staff, threw for 271 yards and a touchdown and rushed for one other to earn MVP honors following a thrilling finish that saw the Red Raiders score their final 10 points with under two minutes remaining. Doege found Eric Ward on a 35-yard scoring strike to tie the game at 31-31 with 1:10 remaining before getting the ball back only 27 seconds later on D.J. Johnson's second interception of the game. Ryan Bustin drilled a 28-yard field goal as time expired.

The Red Raiders were led that evening by interim head coach Chris Thomsen following the departure of Tommy Tuberville. The Red Raider staff also featured the likes of offensive coordinator Sonny Cumbie, who would later serve as Texas Tech's interim head coach for its 2021 victory over Mississippi State in the Liberty Bowl.

## TEXAS TECH ALL-TIME ON DEC. 28

Year	Opponent	Result
2021	vs. Mississippi State (Liberty Bowl)	W, 34-7
2012	vs. Minnesota (Meineke Car Care)	W, 34-31
1989	vs. #20 Duke (All-American Bowl)	W, 49-21
1974	vs. Vanderbilt (Peach Bowl)	T, 6-6

## SERIES LEADERS vs. OLE MISS

## 300-YARD PASSING GAMES

B.J. Symons	661 yards (2003)
Graham Harrell	364 yards (2008)

## TOP RUSHING PERFORMANCES

Ervin Farris	99 yards (1986)
Da'Leon Ward	90 yards (2018)
Ricky Williams	85 yards (1998)

## 100-YARD RECEIVING GAMES

Carlos Francis	184 yards (2003)
Wes Welker	131 yards (2003)
Mickey eters	114 yards (2003)

## RECEPTIONS

Wes Welker	10 receptions (2003)
Eric Morris	10 receptions (2009)
Carlos Francis	9 receptions (2003)
Travis Price	9 receptions (1986)

## TACKLES

Brad Hastings	15 tackles (1986)
Kris Kocurek	11 tackles (1998)
Leonard Jones	10 tackles (1986)

## RED RAIDERS AND THE CITY OF HOUSTON

■ The Texas Bowl was a welcome selection for many members of Texas Tech's roster as there are 14 Red Raiders who hail from the Houston area. That list includes regulars such as defensive back **Adrian Frye** (Houston), linebacker **Tyrique Matthews** (Houston), place kicker **Trey Wolff** (Spring), offensive lineman **Dennis Wilburn** (Humble), tight end **Mason Tharp** (Klein) and defensive lineman **Tony Bradford Jr.** (Houston).

■ This will be Texas Tech's 10th trip to the city of Houston since joining the Big 12 Conference in 1996 as the Red Raiders are 5-4 in those games. It will be the Red Raiders' fifth visit to the city in an eight-year span. Texas Tech will soon become a steady traveler to the city as the University of Houston will become a Big 12 member starting in July 2023.

■ For offensive coordinator **Zach Kittley**, he returns to the city of Houston where he spent three seasons in a similar role at Houston Christian (previously Houston Baptist). Kittley was the Huskies' offensive coordinator from 2018-20, his first full-time role after serving as a graduate assistant and student assistant at Texas Tech for the previous five seasons under head coach **Kliff Kingsbury**. While there, Kittley mentored future NFL Draft selection and the NCAA single-season passing leader **Bailey Zappe** before the two later went to Western Kentucky together.

■ Texas Tech associate head coach **Kenny Perry** is a graduate of the University of Houston where he was a four-year letterwinner from 1988-91 as a defensive back. He began his coaching career with the Cougars shortly after as a graduate assistant for his alma mater during the 1992-94 seasons.

## TEXAS TECH ALL-TIME IN BOWL GAMES

■ The Red Raiders advanced to a bowl game for the 40th time in school history after closing the regular season with three-consecutive wins over the likes of Kansas, Iowa State and Oklahoma. Texas Tech ranks tied for 21st among NCAA FBS teams with its Texas Bowl opponent Ole Miss as well as BYU and Notre Dame for the most bowl appearances in history.

■ Among Big 12 programs, Texas Tech is now in sole possession of third place in all-time bowl appearances, trailing only Texas (58) and Oklahoma (55). The Red Raiders will enter the 2023 football season tied for third place with incoming Big 12 member BYU for the most all-time bowl appearances.

■ Texas Tech is 15-23-1 all-time in bowl games with wins in 10 of its last 14 contests. The Red Raiders are making consecutive bowl appearances for the first time since the 2012-13 seasons when Texas Tech took part in the Meineke Car Care Bowl (2012) and the Holiday Bowl (2013), both victories.

■ The Red Raiders are no stranger to bowl games in the state of Texas as this will be Texas Tech's 33rd all-time bowl appearance inside the Lone Star State, including its fifth at the TaxAct Texas Bowl. The Red Raiders are 5-17 all-time in bowl games held in the state of Texas, which includes a 2-2 record at the Texas Bowl.

■ Texas Tech's two wins all-time in the Texas Bowl came in 2003 with a 38-14 rout of Navy in the formerly named Houston Bowl as well as a 34-31 victory over Minnesota in the 2012 Meineke Car Care Bowl. The Red Raiders made their first-ever appearance in the Texas Bowl in 2000, falling to East Carolina, 40-27, in what was called the GalleryFurniture.com Bowl at the time. Texas Tech's last visit to the Texas Bowl came in 2015 in a 56-27 loss to No. 22 LSU.

■ Among its all-time bowl destinations, Texas Tech's now five trips to the Texas Bowl ranks second only behind its nine appearances in the Sun/John Hancock Bowl. The Red Raiders have also made four appearances in their history at both the Gator Bowl and Cotton Bowl.

■ While this will be Texas Tech's fifth all-time appearance in the Texas Bowl, it will be its sixth bowl trip to the city of Houston as the Red Raiders faced No. 9 Nebraska in the 1976 Bluebonnet Bowl held in the Astrodome. Nebraska edged the Red Raiders, 27-24, in that game to end one of Texas Tech's most memorable seasons at 10-2 overall.

■ Ole Miss is Texas Tech's most frequent bowl opponent in program history as this will be the fourth bowl game between the two schools. Texas Tech has only faced three other schools - Minnesota, Iowa and Georgia Tech - multiple times in a bowl game in its history.

■ Texas Tech will be facing an SEC opponent in a bowl game for the third time in its last four bowl trips and for the 11th time in program history. The Red Raiders are 3-6-1 all-time in bowl games versus SEC schools.

## THERE'S SOME HISTORY WITH THE TEXAS BOWL

■ **Joey McGuire** will be making his second trip to the Texas Bowl as he was part of the Baylor staff that traveled to Houston in 2018. The Bears defeated Vanderbilt, 45-38, in what was McGuire's first bowl experience at the collegiate level after joining the Baylor staff in 2017 from Cedar Hill High School.

■ This will be **Dimitri Moore's** second career trip to the Texas Bowl as he was on the opposite sideline of McGuire with Vanderbilt for the 2018 contest. Moore, who played for McGuire at Cedar Hill High School, recorded five tackles in the loss, including one tackle for a loss.

■ **Tim DeRuyter** will be taking part in a bowl game for the 19th time in his coaching career, which includes his second career trip to the Texas Bowl. In his last visit to Houston, DeRuyter was the interim head coach for Texas A&M, leading the Aggies to a 33-22 victory over Northwestern. It was his final game with the Aggies prior to beginning a five-year run as the head coach at Fresno State.

■ In addition to McGuire, tight ends coach **Josh Cochran** and offensive analyst **Kirk Bryant** were both offensive graduate assistants for Baylor's 2018 appearance in the Texas Bowl.

■ Texas Tech's last appearance in the Texas Bowl, meanwhile, featured a few current members of the Red Raiders' staff, including offensive coordinator **Zach Kittley** (graduate assistant), offensive line coach **Stephen Hamby** (graduate assistant) and passing game coordinator and wide receivers coach **Emmett Jones** (director of player development).

## TEXAS TECH SELLS OUT OF TICKET ALLOTMENT

■ It didn't take long for Texas Tech to sell out of its allotment of 6,000 tickets for the TaxAct Texas Bowl as Red Raider Club members and season ticket holders purchased 4,100 tickets during the request period before the remaining tickets were sold in only a day once they went on sale to the public. Students claimed more than 400 discounted tickets in Texas Tech's allotment thanks to tremendous support, including a line that formed early on Dec. 7 that stretched around the south end zone construction area all the way to University Avenue. **Joey McGuire** and his staff joined the line early that morning, handing out various breakfast items to students who began to form a line hours before the official public on-sale time.

■ Texas Tech's last visit to the Texas Bowl with LSU in 2015 drew 71,307 fans in attendance, filling NRG Stadium to near its capacity. It remains the highest attendance in Texas Bowl history. Texas Tech also has the attendance records to this day for the Cotton Bowl as 88,175 fans packed Cotton Bowl Stadium for the 79th edition of the game on Jan. 2, 2009.

## RED RAIDERS IN HOUSTON

*Below is a listing of Texas Tech's games in the city of Houston as a Big 12 member (since 1996).*

Year	Opponent	Result
2000	vs. East Carolina*	L, 27-40
2003	vs. Navy*	W, 38-14
2007	at Rice	W, 59-24
2009	at #17 Houston	L, 28-29
2012	vs. Minnesota*	W, 34-31
2015	vs. LSU*	L, 27-56
2017	at Houston	W, 27-24
2018	vs. Ole Miss*	L, 27-45
2021	vs. Houston*	W, 38-21

\* indicates bowl game.

\* indicates Texas Kickoff at NRG Stadium.

## A \$200 MILLION INVESTMENT

■ Texas Tech announced its largest investment into the Red Raider football program to date in July as the athletics department unveiled plans for an approximate \$200 million facilities project to construct a new south end zone building to Jones AT&T Stadium, which will connect to the new Dustin R. Womble Football Center. The newly-constructed facilities will include over 300,000 combined square feet and blend world-class modern design and technology elements with Spanish architecture well known to Texas Tech supporters.

■ Texas Tech will relocate its coaches' offices to the third floor of the south end zone, which will overlook Cody Campbell Field

at Jones AT&T Stadium and connect to both the Womble Football Center and the Sports Performance Center through a skybridge. Plans are for the Womble Football Center to be constructed on the same land that currently occupies the present Football Training Facility, featuring two stories in height as well as the expansion to Sixth Street to further increase the overall square footage of the facility.

■ Texas Tech will maintain its football strength and conditioning, sports medicine and equipment areas on the main level of the Womble Football Center as part of the new layout. The second floor will connect to the skybridge, housing many of the football program's meeting spaces, including individual position rooms and the Spike Dykes Team Meeting Room. This floor will also feature a revolutionary 6,000-plus square foot multi-purpose walkthrough area designed to allow for large-scale indoor team strategy implementation, instruction and technique evaluation.

■ Between the south end zone project and the Womble Football Center, the two facilities will contain space for both recruiting and players' lounges, a new player locker room, a television studio for gameday and social media content as well as a significant investment into technology through digital signage and displays.

■ Construction crews officially began work on the project Nov. 27 with the start of the removal of the historic Double T Scoreboard.



## PRESEASON POLL PROVES WRONG

■ The thing about preseason polls is they tend to be wrong. That's why **Joey McGuire** and his team were unfazed when the Red Raiders were picked ninth in the preseason, only to finish in sole possession of fourth place in the conference standings. It marked Texas Tech's highest finish in the conference standings since the Big 12 moved to a 10-team format to start the 2011 season as the Red Raiders were ultimately a win over K-State away from appearing in the conference championship.

## NEWS & NOTES HEADING INTO BOWL WEEK

■ The victory over Oklahoma improved the Red Raiders to 6-1 at home this season, marking their most wins at Jones AT&T Stadium since Texas Tech had a similar record in front of its fans in 2009. It is the 11th time in program history Texas Tech has won six or more home games in a season and the fifth time as a Big 12 member (2000, 2005, 2008, 2009, 2022).

■ Texas Tech closed the regular season with three-consecutive victories for the first time since 1995 as the Red Raiders topped Kansas, Iowa State and Oklahoma. The Red Raiders closed that 1995 season with four-straight wins after a 55-41 victory over Air Force in the Copper Bowl.

■ Texas Tech closed the regular season with its third-consecutive Big 12 victory, its longest streak since opening the 2013 conference slate with four-straight wins.

■ With a win over Ole Miss, Texas Tech will secure its first eight-win season since 2013, which marked the debut season of then head coach **Kliff Kingsbury**. It would mark Texas Tech's 12th season as a Big 12 member with eight or more wins.

■ Texas Tech's win over Oklahoma to close the regular season helped the Red Raiders lock in consecutive winning seasons for the first time since the 2012-13 campaigns. The Red Raiders will enter 2023 looking to extend that streak to three-straight years, which would mark Texas Tech's longest successful run since boasting a .500 or better record over 18-consecutive seasons from 1993-2011.

■ Texas Tech has become a regular at NFL stadiums, especially in the state of Texas, as this will be Texas Tech's sixth visit to NRG Stadium. The Red Raiders have made 14 visits to NFL stadiums since 2009 alone as Texas Tech previously faced Baylor nine times at AT&T Stadium in Arlington from 2009-18 as well as Arizona State at Qualcomm Stadium in San Diego for the 2013 Holiday Bowl.

■ Texas Tech closed the regular season having played nine bowl teams this season, including two in non-conference play in Houston and N.C. State. The Red Raiders were 4-5 in those games with wins over Houston, Texas, Kansas and Oklahoma.

■ Texas Tech has had 42 different players start a game this season, which currently ranks tied for 10th nationally in the FBS and fourth among power-five schools. Of the 11 schools with at least 42 different starters this year, the Red Raiders are joined with SMU and BYU as the only schools with at least seven wins entering bowl season.

■ Texas Tech has only had two true freshmen play more than four games this season in defensive lineman **Joseph Adedire** and linebacker **Wesley Smith**. Adedire has appeared in 11 of 12 games, recording 17 tackles, including 3.0 for a loss, while Smith has been inserted into six games, normally on special teams. Fellow true freshmen **Bryson Donnell**, **Coy Eakin** and **Ty Kana** have played in three games each.

## MIDDLE EIGHT GOING THE RED RAIDERS' WAY

■ One of the key components of **Joey's McGuire's** official "Plan to Win" at Texas Tech is for the Red Raiders to win the middle eight minutes (last four of second half, first four of third quarter). The Red Raiders were successful in doing so during the regular season, especially during the final minute before halftime where Texas Tech found the end zone twice and took advantage of four **Trey Wolff** field goals, including three as time expired.

■ The Red Raiders scored a touchdown heading into the half in five different games - Murray State, Houston, N.C. State, Kansas State and Oklahoma (twice). Texas Tech rallied from an 18-point deficit against Oklahoma thanks in part to its efforts prior to halftime as the Red Raiders used touchdown runs from **SaRoderick Thompson** and **Donovan Smith** before a Wolff field goal as time expired. The touchdowns versus both Houston and N.C. State came with less than a minute remaining and were the result of explosive plays from **Myles Price**, who went 54 yards to the end zone against the Cougars and 24 yards versus the Wolfpack.

■ Texas Tech went into the half feeling good at Kansas State after 10 quick points before the clock ran out as **Nehemiah Martinez** caught a six-yard touchdown pass with 1:24 remaining and **Trey Wolff** nailed a 51-yard field goal as time expired. The field goal from Wolff marked the longest of his career.

■ Points isn't the only thing that matters in McGuire's metrics as Texas Tech's ability to force turnovers helped the Red Raiders pull away from West Virginia. Texas Tech went into the half rolling after a **Dadrión Taylor-Demerson** interception with 13 seconds remaining and proceeded to pick off another after the break thanks to a **Malik Dunlap** interception of his own. That led to an **Xavier White** 55-yard touchdown strike from **Behren Morton** just two plays later to give the Red Raiders a 24-3 lead with 13:14 remaining in the quarter. Taylor-Demerson added another interception to pull Texas Tech even closer before the half against Oklahoma as well.

## BIG 12 CONFERENCE STANDINGS

	CONF	PCT.	OVERALL	STK
Kansas State	7-2	.778	10-3	W4
TCU	9-0	1.000	12-1	L1
Texas	6-3	.667	8-4	W2
Texas Tech	5-4	.556	7-5	W3
Oklahoma State	4-5	.444	7-5	L2
Baylor	4-5	.444	6-6	L3
Oklahoma	3-6	.333	6-6	L1
Kansas	3-6	.333	6-6	L3
West Virginia	3-6	.333	5-7	W1
Iowa State	1-8	.111	4-8	L3

## BIG 12 PRESEASON POLL

TEAM	POINTS
1. Baylor (17)	365
2. Oklahoma (12)	354
3. Oklahoma State (9)	342
4. Texas (2)	289
5. Kansas State	261
6. Iowa State (1)	180
7. TCU	149
8. West Virginia	147
9. Texas Tech	119
10. Kansas	48

## BIG 12 BOWL SCHEDULE

THURSDAY, DECEMBER 22

LOCKHEED MARTIN ARMED FORCES BOWL, FORT WORTH, TEXAS

Baylor vs. Air Force (ESPN), 6:30 p.m.

TUESDAY, DECEMBER 27

GUARANTEED RATE BOWL, PHOENIX, ARIZONA

Oklahoma State vs. Wisconsin (ESPN), 9:15 p.m.

WEDNESDAY, DECEMBER 28

AUTOZONE LIBERTY BOWL, MEMPHIS, TENNESSEE

Kansas vs. Arkansas (ESPN), 4:30 p.m.

TAXACT TEXAS BOWL, HOUSTON, TEXAS

Texas Tech vs. Ole Miss (ESPN), 8:00 p.m.

WEDNESDAY, DECEMBER 29

CHEEZ-IT BOWL, ORLANDO, FLORIDA

Oklahoma vs. No. 13 Florida State (ESPN), 4:30 p.m.

VALERO ALAMO BOWL, SAN ANTONIO, TEXAS

No. 20 Texas vs. No. 12 Washington (ESPN), 8:00 p.m.

SATURDAY, DECEMBER 31

ALLSTATE SUGAR BOWL, NEW ORLEANS, LOUISIANA

No. 9 Kansas State vs. No. 5 Alabama (ESPN), 11:00 a.m.

CFP SEMIFINAL AT THE VRBO FIESTA BOWL

No. 3 TCU vs. No. 2 Michigan (ESPN), 3:00 p.m.

## FUTURE NON-CON SCHEDULES

2023	at Wyoming, Oregon, Tarleton State
2024	Abilene Christian, at Oregon, North Texas
2025	Arkansas-Pine Bluff, Colorado State, Oregon State
2026	Abilene Christian, at Oregon State, Colorado State
2027	Arkansas-Pine Bluff, at North Texas, N.C. State
2028	Missouri State, at Mississippi State, Wyoming
2029	Mississippi State, at Fresno State
2030	Fresno State, Arkansas
2031	at Arkansas
2032	Fresno State, at UTEP

2023 SUPER SENIOR ROSTER

#	NAME	POS	Career GP/GS
97	Tony Bradford Jr.	DL	41/24
73	Cade Briggs	OL	30/24
5	Myles Cole	DL	45/13
24	Malik Dunlap	DB	41/11
95	Jaylon Hutchings	DL	49/45
32	Tyrique Matthews	LB	46/0
18	Tyler Owens	DB	38/2
74	Cole Spencer*	OL	46/44
25	Dadrión Taylor-Demerson	DB	45/23
21	Cameron Watts	DB	15/0
14	Xavier White	WR	37/5
56	Dennis Wilburn	OL	23/12
0	Rayshad Williams	DB	47/32
33	Matthew Young*	LB	17/7

\* missed the 2022 season due to injury.

2022 INDIVIDUAL HONORS

**JOSEPH ADEDIRE (DL)**  
Honorable Mention All-Big 12 - Defensive Freshman of the Year

**JERAND BRADLEY (WR)**  
Honorable Mention All-Big 12  
Honorable Mention Freshman All-America (*College Football News*)  
Second Team Freshman All-America (*The Athletic*)  
All-Big 12 Fourth Team (*Phil Steele Magazine*)

**TONY BRADFORD JR. (DL)**  
Honorable Mention All-Big 12  
All-Big 12 Third Team (*Phil Steele Magazine*)

**BAYLOR CUPP (TE)**  
John Mackey Award Watch List

**MALIK DUNLAP (DB)**  
All-Big-12 Second Team  
All-Big 12 Third Team (*Phil Steele Magazine*)

**JAYLON HUTCHINGS (DT)**  
Honorable Mention All-Big 12  
All-Big 12 Second Team (*Pro Football Focus*)

**JACKSON KNOTTS (LS)**  
All-Big 12 Fourth Team (*Phil Steele Magazine*)

**AUSTIN MCNAMARA (P)**  
Honorable Mention All-Big 12  
All-Big 12 Third Team (*Pro Football Focus*)  
All-Big 12 Third Team (*Phil Steele Magazine*)  
Ray Guy Award Watch List

**KRISHON MERRIWEATHER (LB)**  
Honorable Mention All-Big 12  
NFLPA Collegiate Bowl Selection  
All-Big 12 Fourth Team (*Phil Steele Magazine*)

**BEHREN MORTON (QB)**  
Honorable Mention All-Big 12 - Offensive Freshman of the Year

**LANDON PETERSON (OL)**  
Honorable Mention All-Big 12

**MYLES PRICE (WR)**  
Honorable Mention All-Big 12  
Paul Hornung Award Watch List

SENIOR DECISION UPDATES

- Texas Tech will return the bulk of its defense a year from now thanks to several seniors who have elected to utilize the extra year of eligibility afforded by the NCAA for the COVID-shortened 2020 season. That list includes two key pieces up front in defensive linemen **Tony Bradford Jr.** and **Jaylon Hutchings** as well as defensive backs **Malik Dunlap**, **Dadrión Taylor-Demerson** and **Rayshad Williams**.
- Texas Tech's remaining list of returnees who will utilize a super senior season also include wide receiver **Xavier White**, defensive back **Tyler Owens**, linebacker **Tyrique Matthews** and offensive linemen **Dennis Wilburn** and **Cade Briggs**. Texas Tech currently projects 14 super seniors to appear on its roster in 2023 (full chart located on left sidebar).
- Texas Tech, meanwhile, has had four Red Raiders declare for the NFL Draft, a list that includes running back **SaRodorick Thompson**, outside linebacker **Tyree Wilson**, place kicker **Trey Wolff** and offensive lineman **Weston Wright**.

KEEP THOSE FLAGS IN YOUR POCKET

- Texas Tech has, for the most part, avoided hurting itself with penalties this season as the Red Raiders have been flagged 71 times for 561 yards entering the Texas Bowl. That marks the second-lowest number of penalties and resulting yardage in a season dating back to 2000, excluding the COVID-shortened 2020 season that was limited to only 10 games. The Red Raiders' current numbers trail only the 59 flags for 492 yards the Red Raiders were penalized with a year ago.
- It is quite the improvement for a Red Raider football program that ranked no higher than 101st in the FBS from 2011-18 and then 73rd in 2019 and 90th in 2020 for fewest penalties per game. The Red Raiders also ranked in triple digits over six-consecutive seasons from 2004-09 as well as 94th in 2003.
- The Red Raiders enter bowl season ranked 38th in the FBS for fewest penalty yards per game (46.8) and 61st in fewest penalties per game (5.6). If the season ended today, Texas Tech's 46.8 penalty yards per game would rank as its third-best finish since the NCAA began tracking penalties in its national rankings in 2000.
- Texas Tech's one penalty against Iowa State matched the school record that had been previously set five times in program history. The Red Raiders previously had only one penalty in 1988 versus Arkansas, 1991 versus Rice, 1992 versus Texas A&M, 2016 at TCU and 2021 at Kansas.

FOURTH DOWN SUCCESS

- Much has been said about **Joey McGuire's** aggressive approach to fourth downs this season as Texas Tech is 28-of-46 on conversion attempts already this season. The philosophy is one he gained an appreciation for while at Baylor last season as the Bears were among the most aggressive teams in college football, going 22-of-35 on fourth down attempts en route to a run to the Big 12 title. Baylor closed the 2021 season ranked tied for 10th nationally in most successful fourth-down conversions, which resulted in 86 points compared to only 17 points allowed for failed attempts.
- Texas Tech enters bowl season as the FBS leader with 28 successful fourth-down conversions as the Red Raiders lead Baylor with 27, Navy with 23 and then the trio of Buffalo, Tennessee and West Virginia with 22. The Red Raiders' 46 attempts this season are easily the most in the FBS, five more than Baylor and six ahead of Northwestern.
- Texas Tech's 28 successful fourth down conversions are already the highest total during the Big 12 era (1996-present). Texas Tech previously moved the sticks 25 times on fourth down in 2002 when the Red Raiders were 25-of-40 overall.
- Texas Tech has converted 60.9 percent of its fourth down tries, resulting in 106 points. Failed fourth downs have only resulted in 51 points for opponents thus far, with seven of those not being the fault of the Red Raider defense as N.C. State took a fourth down interception back for a touchdown.
- McGuire's aggressive nature was a key reason for Texas Tech's victory in its Big 12 opener against Texas as the Red Raiders were 6-of-8 on fourth downs, marking their most conversions in a game dating back to 2000. The Red Raiders matched that total by going 6-for-7 on fourth downs against West Virginia, which were all in the first half.
- Dating back to 2013 when the NCAA began tracking single-game highs for fourth down conversions, Texas Tech is the only school to successfully move the sticks six times on fourth downs in two separate games in a season. Only UTEP, South Alabama and UCF have converted the same number of fourth downs in an FBS game this year as the Miners were also 6-of-8 on Oct. 8 against Louisiana Tech. South Alabama was a perfect 6-for-6 on fourth down attempts Nov. 12 in its victory over Texas State, while UCF was 7-for-10 on Dec. 3 against Tulane.
- Texas Tech turned its six successful fourth down conversions into a season-high 27 points against the Longhorns, while its two failures did not hurt the Red Raiders as Texas was unable to convert into scoring drives of its own. The Red Raiders were 4-for-6 on fourth down tries in the second half of that game, which led to 20 key points down the stretch leading into an overtime victory.
- Texas Tech is 7-1 this season when it is tied or leading the plus/minus scale on its fourth-down decisions with the lone loss coming at Oklahoma State. That loss came despite the Red Raiders gaining 24 points on drives continued via a successful fourth down with only seven points against due to an inability to convert. The plus-17 advantage marked Texas Tech's second-highest clip this season.

NOT THE TEXAS TECH OF OLD

*Texas Tech's fewest penalized teams in a season since 2000.*

Year	GP	Penalties	Yards
2021	13	68	580
2022	12	71	561
2019	12	75	695
2001	12	77	674
2010	13	78	781

PUSHING UP THE RANKINGS

*Breakdown of Texas Tech's best finishes in FBS rankings since the NCAA began tracking penalties in 2000.*

Year	Penalties/Game	Yards/Game
2021	T-33rd	26th
2002	49th	34th
2022	61st	38th
2001	58th	63rd
2010	64th	98th

FOURTH DOWNS LEADING TO POINTS

*Game-by-game look at how Texas Tech has turned successful fourth-down conversions into points.*

Game	4th Downs	Pts. Gained	Pts. Lost	+/-
Murray State	0-0	0	0	0
Houston	2-3	7	0	+7
N.C. State	1-4	7	14*	-7*
Texas	6-8	27	0	+27
K-State	1-3	0	6	-6
Oklahoma St.	4-7	24	7	+17
West Virginia	6-7	14	0	+14
Baylor	2-4	7	10	-3
TCU	3-6	7	14	-7
Kansas	1-2	3	0	+3
Iowa State	1-1	7	0	+7
Oklahoma	1-1	3	0	+3
Totals	28-46	106	51	+55

\* touchdown was a result of a fourth-down interception returned for the score, not the defense

MOST SUCCESSFUL 4TH-DOWN TRIES

*Texas Tech's most successful fourth down conversions in a season during the Big 12 era.*

Year	Converted	Attempts	Pct.
2022	28	46	60.9
2002	25	40	62.5
2009	22	32	68.8
2020	20	31	64.5
2003	19	34	55.9
2007	19	31	61.3

## PLENTY OF EXCITEMENT FOR MCGUIRE ERA

- The excitement over **Joey McGuire's** hire has been felt across Texas Tech Athletics since his arrival as the athletics department saw significant increases in ticket sales this season. Texas Tech boasted more than 7,000 new season ticket holders this year, pushing its total to more than 28,000, which ranked in the top 10 all-time in school history.
- In addition to the rise in ticket sales, McGuire experienced sold out crowds throughout the state of Texas as part of the Red Raider Club Wreck'Em Tour. McGuire, who spoke to more than 50 groups since his hire this past year, sold out events in Dallas, Fort Worth, Midland, Abilene, San Antonio and Houston as part of the tour to greet donors and supporters throughout the state. Texas Tech also benefited from sold out crowds in Lubbock with more than 1,300 fans who attended the Red Raider Club Kickoff Luncheon prior to the season.
- Game one of the **Joey McGuire** era marked the largest home opening crowd (58,823) since 2016 when Texas Tech hosted Stephen F. Austin (60,097). The attendance mark against Murray State ranked just outside the top-10 all-time in Jones AT&T Stadium history.
- Texas Tech announced a sellout for its win over Texas as 60,975 fans enjoyed the Red Raiders' victory over their in-state rival. That attendance number marked the fourth-highest in Jones AT&T Stadium history and its highest all-time in the series versus Texas. It was the first sellout for Texas Tech since doing so in back-to-back weeks late in the 2018 season against Oklahoma and Texas. Texas Tech recorded its second sellout of the season against Baylor as 60,705 fans packed Jones AT&T Stadium.
- Texas Tech averaged 57,149 fans per game this season, which marked its highest season average since the 2016 season. Texas Tech closed the year ranked 25th nationally after filling Jones AT&T Stadium at 94.5 percent throughout the year and was 30th overall and fourth in the Big 12 for average season attendance.

## 60 MINUTES JUST ISN'T ENOUGH


- Texas Tech is now 10-7 all-time in overtime games and 3-0 this year after going past regulation to defeat No. 25 Houston, No. 22/19 Texas and Oklahoma during the regular season. The win over Houston snapped a three-game losing streak in overtime contests as the Red Raiders' last overtime win came in 2016 with a 27-24 victory at TCU.
- Texas Tech overcame a 14-point deficit in the second half to defeat Texas, its largest since overcoming a similar amount in the 2021 season opener against Houston. Additionally, it marked the first time the Red Raiders had rallied from a deficit of at least 14 points to win a Big 12 game at the time since trailing by 20 points in a 45-34 victory at Kansas in 2011. The Red Raiders later needed to rally from an 18-point deficit to top Oklahoma to conclude the regular season.
- This is the first time in program history Texas Tech has won three or more overtime games in a season and only the third time it has won multiple games since the NCAA began allowing games to go past regulation in 1996. The Red Raiders also scored multiple overtime wins in 2012 (Kansas, at No. 21 TCU) as well as 2006 (at UTEP, bowl game versus Minnesota). The victory over Texas marked the first time in program history that the Red Raiders won back-to-back home games in overtime.
- Texas Tech is now 4-4 all-time in overtime games against ranked opponents as, prior to this season, the Red Raiders had only recorded wins over No. 23 Texas A&M in a memorable 2002 victory and then No. 21 TCU in 2013.
- Texas Tech is one of only four FBS schools to play in at least three overtime games this season, joining the likes of Houston, Navy and UTSA. Of that group, the Red Raiders were the only team to record a win in all three of their overtime games.

## DEGREES IN HAND

- Texas Tech entered the 2022 season with 20 student-athletes who are current college graduates, including 10 who earned their undergraduate degrees in Lubbock. The list of Tech graduates includes **Tony Bradford Jr.** (Sociology), **Patrick Curley** (Mechanical Engineering), **Kosi Eldridge** (University Studies), **Adrian Frye** (Sport Management), **Jaylon Hutchings** (Kinesiology), **Krishon Merriweather** (University Studies), **Gabe Oladipo** (University Studies), **Xavier White** (University Studies), **Tyree Wilson** (University Studies) and **Weston Wright** (General Studies).
- In addition, 10 other Red Raiders transferred to Texas Tech after earning their degrees at various other universities. That list features **Keyon Blankenbaker** (American Studies; Wyoming), **Myles Cole** (Kinesiology; Louisiana-Monroe), **Dimitri Moore** (Cinema and Media Arts; Vanderbilt), **Vidal Scott Jr.** (Health Studies; Arkansas State), **Tyler Shough** (General Social Science; Oregon), **Cole Spencer** (Masters of Business Administration; Western Kentucky), **Chadarius Townsend** (Human Environmental Science; Alabama), **Marquis Waters** (Sociology; Duke), **Matthew Young** (Business Marketing; New Mexico State).
- The Red Raiders added nine new graduates to its list as part of the university's December commencement exercises prior to traveling to the Texas Bowl. Texas Tech's list of December graduates included **Jackson Baggett** (Kinesiology), **Malik Dunlap** (University Studies), **Reggie Pearson Jr.** (University Studies), **Jesiah Pierre** (University Studies), **Henry Teeter** (University Studies), **SaRodorick Thompson** (University Studies), **Cameron White** (University Studies), **Rayshad Williams** (University Studies) and **Trey Wolff** (Ag & Applied Economics). An additional six Red Raiders received their master's degrees, including **Patrick Curley**, **Jaylon Hutchings**, **Dimitri Moore**, **Tyler Shough**, **Marquis Waters** and **Matthew Young**.

## JONES AT&T STADIUM HISTORY

- Jones AT&T Stadium, home of Red Raider Football since Nov. 29, 1947, is arguably one of the most electric gameday atmospheres in all of college football. Armed with 60,000-plus rabid fans, Dave Curtis of The Sporting News proclaimed in May of 2010 that Jones AT&T Stadium was the "best home field advantage in all of college football."
- Since 2003, Texas Tech has invested \$150 million into the facility with four major renovations, making Jones AT&T Stadium one of the best on-campus football facilities in the country. The renovations have included a \$52 million West Stadium Building, the \$34 million East Stadium Building and the \$16 million north end zone renovation.
- The stadium was officially renamed from Jones Stadium to Jones SBC Stadium in 2000 following major corporate gifts (in excess of \$25 million) from SBC Communications (now AT&T). The stadium was renamed again in 2006 to Jones AT&T Stadium after SBC Communications formally changed its name to AT&T. The "Jones" in Jones Stadium comes from former Texas Tech president Clifford B. Jones and his wife Aubrey. The stadium was named in their honor upon its opening in 1947.
- In addition to consistent renovations to Jones AT&T Stadium, Texas Tech unveiled the \$48 million Sports Performance Center in 2017. The facility includes the Petersen Family Indoor Football Practice Facility, an indoor track and field competition complex with seating for 1,500 fans, a strength and conditioning area, the Becky and Kelly Joy Nutrition Center and the PlainsCapital Bank Sports Medicine Center.
- Outside of the 2020 season where attendance was restricted to only 25 percent, Texas Tech has averaged more than 55,000 in all but two seasons (2019, 2021) since 2010 with a record mark of 58,934 fans during the 2014 campaign.



## 2022 INDIVIDUAL HONORS

### TYLER SHOUGH (QB)

Johnny Unitas Award Watch List  
Reese's Senior Bowl Watch List

### COLE SPENCER (OL)

Outland Trophy Watch List

### DADRION TAYLOR-DEMERTON (DB)

All-Big 12 Second Team (*Pro Football Focus*)

### SARODORICK THOMPSON JR. (RB)

Honorable Mention All-Big 12  
All-Big 12 Fourth Team (*Phil Steele Magazine*)  
NFLPA Collegiate Bowl Selection

### HENRY TEETER (TE)

Honorable Mention All-Big 12

### MARQUIS WATERS (DB)

Honorable Mention All-Big 12  
All-Big 12 First Team (*Pro Football Focus*)  
All-Big 12 Fourth Team (*Phil Steele Magazine*)

### XAVIER WHITE (WR/KR)

All-Big 12 Fourth Team (*Phil Steele Magazine*)

### DENNIS WILBURN (OL)

Honorable Mention All-Big 12

### RAYSHAD WILLIAMS (DB)

Honorable Mention All-Big 12

### TYREE WILSON (OLB)

First Team FWAA All-America  
Second Team AFCA All-America  
Second Team AP All-America  
Bednarik Award semifinalist  
The Athletic First Team All-America  
First Team USA Today All-America  
First Team Phil Steele Magazine All-America  
PFF All-America Honorable Mention  
Reese's Senior Bowl All-American Defensive Team  
First Team All-Big 12  
First Team All-Big 12 (*Phil Steele Magazine*)  
Honorable Mention All-Big 12 - Defensive Player of the Year  
Honorable Mention All-Big 12 - Defensive Lineman of the Year  
All-Big 12 First Team (AP)  
All-Big 12 First Team (*Pro Football Focus*)  
Dave Campbell Texas Football All-Texas First Team  
Dave Campbell Texas Football Defensive Lineman of the Year

### TREY WOLFF (K)

Honorable Mention All-Big 12  
Honorable Mention All-Big 12 - Special Teams Player of the Year  
All-Big 12 Third Team (*Phil Steele Magazine*)  
All-Big 12 Second Team (*Pro Football Focus*)

RECORD BREAKDOWN

	2022	Big 12
Overall	7-5	5-4
at Jones AT&T Stadium	6-1	4-1
in Away Games	1-4	1-3
Day Games	3-3	2-3
Night Games (6 p.m. start or later)	4-2	3-1
vs. Top 25 teams	2-4	1-3
vs. Top 10 teams	0-2	0-2
vs. Top 5 teams	0-0	0-0
vs. Unranked Teams	5-1	4-1
TV games		
on FOX	0-1	0-1
on FS1	4-1	3-1
on ESPN	1-0	1-0
on ABC	0-0	0-0
on ESPN2	0-2	0-1
on Big 12 Now on ESPN+	2-1	1-1
Scoring first	5-1	3-1
Opponents score first	2-4	2-3
Leading at halftime	5-1	3-1
Trailing at halftime	2-4	2-3
Tied at halftime	0-0	0-0
Leading after third quarter	6-1	4-1
Trailing after third quarter	1-3	1-2
Tied after third quarter	0-1	0-1
Overtime games	3-0	2-0
Scoring less than 20 points	1-2	1-1
Scoring 20-29 points	0-2	0-2
Scoring 30-39 points	2-1	1-1
Scoring 40-49 points	2-0	2-0
Scoring 50+ points	2-0	1-0
Allowing less than 20 points	3-0	2-0
Allowing 20-29 points	1-1	1-0
Allowing 30-39 points	2-2	1-2
Allowing 40+ points	1-2	1-2
Rushing for less than 100 yards	0-1	0-0
Rushing for 100-199 yards	5-4	3-4
Rushing for 200+ yards	2-0	2-0
Passing for less than 300 yards	2-3	2-2
Passing for 300-399 yards	3-2	2-2
Passing for 400-499 yards	2-0	1-0
Passing for 500+ yards	0-0	0-0
Totaling less than 300 yards of total offense	1-0	1-0
Totaling 300-399 yards of total offense	0-3	0-2
Totaling 400-499 yards of total offense	2-1	1-1
Totaling 500-599 yards of total offense	3-1	3-1
Totaling 600+ yards total offense	1-0	0-0
Allowing less than 100 yards rushing	3-0	1-0
Allowing 100-199 yards rushing	2-2	2-1
Allowing 200+ yds rushing	2-3	2-3
Allowing less than 200 yards passing	0-3	0-2
Allowing 200-299 yards passing	6-2	4-2
Allowing 300-399 yards passing	0-0	0-0
Allowing 400+ yards passing	1-0	1-0
Allowing less than 300 yards total offense	2-1	1-0
Allowing 300-399 yards total offense	1-0	0-0
Allowing 400-499 yards of total offense	2-4	2-4
Allowing 500+ yards of total offense	2-0	2-0
Leading turnover margin	3-0	3-0
Trailing turnover margin	4-5	2-4
Tied in turnover margin	0-0	0-0
Having 0 takeaways	2-2	1-2
Having 1 takeaway	1-3	1-2
Having 2 takeaways	3-0	2-0
Having 3 or more takeaways	1-0	1-0
Having 0 turnovers	3-0	3-0
Having 1 turnover	2-2	1-2
Having 2 turnovers	1-0	1-0
Having 3 or more turnovers	1-3	0-2
Leading in time of possession	5-2	4-2
When trailing in time of possession	2-3	1-2

ONE OF TOUGHEST SCHEDULES IN AMERICA

- Texas Tech faced arguably one of the most challenging schedules in college football this season with six ranked opponents overall and nine bowl-bound teams. The Red Raiders were 2-4 against ranked opponents this season with wins over then-No. 25 Houston and No. 22/19 Texas and losses in all four road trips to No. 16/12 N.C. State, No. 25 Kansas State and No. 7 Oklahoma State and No. 7 TCU.
- Following the TCU game, Texas Tech was one of only two schools at that point in the season (nine games) to face at least six teams ranked in the top 25 of the Associated Press poll at the time of the game, joining Tennessee.
- Texas Tech's start to its season marked the first time in program history where the Red Raiders had five ranked opponents fall in the first six games of their schedule. In fact, the challenging start to the season ranked among the most difficult in recent memory as Texas Tech was only the fourth team since 1980 to face an Associated Press top-25 opponent in five of the first six games of a season. According to research from STATS, Inc., Texas Tech joined the likes of Michigan State (1987), Tennessee (1991) and Ohio State (1995) in facing similar challenging starts against AP top-25 teams.
- Of those four schools, Texas Tech is the only school to feature a first-year head coach in **Joey McGuire**. He became the first head coach in the FBS since 1980 to face five AP top-25 opponents in the first six games of his debut season.
- The five-straight games against ranked opponents matched the longest streak in school history that was previously set in 2012.
- With its win over Texas, the Red Raiders recorded multiple wins over ranked opponents in the same season for the first time since 2012 when Texas Tech topped No. 4 West Virginia and No. 21 TCU in consecutive games. The victory over Texas also marked the first time in program history that Texas Tech defeated multiple ranked opponents in the first four games of a season.
- For **Joey McGuire**, he became only the second head coach in program history to defeat a top-25 team in his first game against a ranked opponent after topping Houston. He joins **Kliff Kingsbury** as the only other head coach to do so after the Red Raiders edged No. 24 TCU, 20-10, in what was only the third game of Kingsbury's tenure in 2013.
- The win over Texas, meanwhile, helped McGuire join both Kingsbury and **JT King** (1961) as the only two head coaches in program history to record multiple wins against ranked opponents in their debut season. Kingsbury also topped No. 16 Arizona State in the Holiday Bowl to wrap the 2013 season, while King led the Red Raiders to victories over No. 21 TCU and No. 23 Baylor in 1961.
- Since both Houston and N.C. State remained in the top-25 polls prior to their matchups with the Red Raiders, it marked the first time since 2002 that Texas Tech has faced multiple ranked non-conference opponents in a season. The Red Raiders previously started the 2002 campaign at No. 12 Ohio State before traveling later to face No. 16 N.C. State in the fourth week of the season. It was only the sixth time Tech faced multiple ranked non-conference opponents in a regular season since joining the Southwest Conference in 1960.
- Prior to the season, Texas Tech was one of only four power-five conference schools that were slated to face at least two non-conference opponents ranked in the preseason Associated Press top 25. That list also included Pac-12 programs Oregon and Stanford along with the SEC's Arkansas.
- There was just one power-five program, Mississippi State, that had more preseason AP top-25 teams on its season schedule than Texas Tech with six. The Red Raiders' schedule pit them against five AP preseason top-25 ranked opponents as Texas Tech was one of 10 power-five teams that was faced with that type of 2022 schedule (Georgia Tech, Louisville, North Carolina, Syracuse, Stanford, Arkansas, Auburn, South Carolina and Vanderbilt)).

RAIDER WALK RETURNS FOR MCGUIRE'S DEBUT AT TEXAS TECH

- The Raider Walk returned in 2022 under head coach Joey McGuire. Prior to every home game at Jones AT&T Stadium this season fans greeted the Red Raiders roughly two hours and 15 minutes prior to kickoff as the team buses made a drop off south of the Sports Performance Center, allowing the team to walk north down Drive of Champions Avenue to the home tunnel. With fans lining the streets, the Goin' Band from Raiderland and Texas Tech spirit squads led the line each week to help cheer on the Red Raiders as they made the walk toward the stadium before starting their pregame preparations.

NEW MASKED RIDER, HORSE MAKES DEBUT

- One of the best traditions in college football will had several new faces this season as Texas Tech will debuted a new Masked Rider in Caroline Hobbs as well as a new horse. The horse's official name, Centennial Champion, was unveiled Friday, Sept. 2 through the Texas Tech spirit programs following a fan vote with proud corporate partner, United Supermarkets.
- This was the fifth time in history where Texas Tech will debuted a new Masked Rider, horse and head coach all in the same season as the occurrence also took place in 1961 with head coach **J.T. King**, horse Tech Beauty and rider Kelley Waggoner, 1978 with head coach **Rex Dockery**, horse Happy VI and rider Lee Puckitt, 1987 with head coach **Spike Dykes**, horse Midnight Rider and rider Kim Saunders and 2013 with head coach **Kliff Kingsbury**, horse Fearless Champion and rider Corey Waggoner.

SUPER SENIORS

- Any time a new head coach is introduced in this era of college football, many begin to wonder how that will impact the next year's roster in terms of transfers. For Texas Tech, the process worked in favor of **Joey McGuire** and his staff, who made it their first priority to acclimate themselves with members of the current roster. As a result, Texas Tech had six super seniors off last year's roster choose to return for one additional year of eligibility. That list includes linebackers **Krishon Merriweather**, **Kosi Eldridge** and **Matthew Young**, wide receiver **Chadarius Townsend** and defensive backs **Adrian Frye** and **Marquis Waters**.
- McGuire and his staff were also able to add experienced depth to the roster through the transfer portal, signing the likes of five super seniors in linebacker **Dimitri Moore** (Vanderbilt/Missouri State), defensive back **Keyon Blankenbaker** (Wyoming), offensive lineman **Cole Spencer** (Western Kentucky) and defensive lineman **Vidal Scott Jr.** (Arkansas State). Spencer, in particular, arrived at Texas Tech with 44 starts over his career at Western Kentucky where he earned first team All-CUSA honors a year ago under now Texas Tech offensive coordinator **Zach Kittley** and offensive line coach **Stephen Hamby**.
- Texas Tech picked up its final super senior early in preseason camp as three-time Big 12 throws champion **Gabe Oladipo** joined the program. Oladipo, who holds the Texas Tech school records in both the hammer (211 feet) and weight throws (73'-7.25"), adds significant size to Texas Tech's defensive front, has recorded bench presses of 440 pounds and squad lifts of 875 pounds during his career.

A CHALLENGING START TO THE SEASON

*Stats, Inc. research into the number of times since 1980 where schools have faced five top-25 teams in the first six games.*

Year	School	Record*
1987	Michigan State	4-2
1991	Tennessee	4-2
1995	Ohio State	6-0
2022	Texas Tech	3-3

*\* indicates record through first six games.*

MOST CHALLENGING SCHEDULES ALL-TIME

*Most games against top-25 teams in a season at Texas Tech*

Year(s)	No. of Games	Record	Record vs top-25
2002	7	9-5	2-5
2011	6	5-7	1-5
2012	6	8-5	2-4
2022	6	7-5	2-4
10 Years	5	--	--

*Rankings based on both AP and coaches poll at time of the game.*

## OH BROTHER

■ Texas Tech has a pair of brothers on its team this year in super senior linebacker **Dimitri Moore** and true freshman defensive back **Jalon Peoples**. The pair, who previously starred at Cedar Hill High School where Joey McGuire was once the head coach, are the first set of brothers to appear on the Red Raider roster since **Tony** and **Alfredo Morales** were both members of the offensive line in 2015.

## MAHOMES ENTERS TEXAS TECH RING OF HONOR

■ Texas Tech great **Patrick Mahomes II** became the eighth member of the prestigious Ring of Honor during a halftime ceremony presented by American State Bank during the Baylor game. Mahomes, who was also enshrined in the Texas Tech Hall of Fame that same weekend, joined a select group in the Ring of Honor consisting of legends such as **Donny Anderson** (2012), **E.J. Holub** (2012), **Dave Parks** (2012), **Gabe Rivera** (2014), **Zach Thomas** (2016), **Michael Crabtree** (2021) and **Elmer Tarbox** (2021).

■ Mahomes was surprised with the announcement of his upcoming Ring of Honor induction on Aug. 20 following the Kansas City Chiefs' preseason win over the Washington Commanders. Texas Tech Director of Athletics **Kirby Hocutt** and President **Lawrence Schovanec** joined Mahomes on the field to unveil his upcoming enshrinement as part of a video presentation on the Arrowhead Stadium screens. Mahomes was inducted into both the Texas Tech Hall of Fame and Ring of Honor following a unanimous vote of the Ring of Honor committee this summer.

## CRABTREE ENTERS THE COLLEGE FOOTBALL HALL OF FAME

■ **Michael Crabtree**, the two-time Biletnikoff Award winner and 2021 inductee into the Texas Tech Ring of Honor, became the sixth Red Raider in program history to be inducted into the College Football Hall of Fame on Dec. 6 in Las Vegas. Crabtree was selected in only his first year as a nominee following a national vote by the National Football Foundation. He joined a prestigious group of fellow Red Raiders already in the College Football Hall of Fame, a list consisting of **E.J. Holub** (inducted in 1986), **Donny Anderson** (1989 class), **Dave Parks** (2008 class), **Gabe Rivera** (2012 class) and **Zach Thomas** (2015 class).

## KITTLEY BACK HOME AS OFFENSIVE COORDINATOR

■ Texas Tech fans saw a familiar face return to the Red Raider sideline this season in offensive coordinator and quarterbacks coach **Zach Kittley**. Kittley previously served in various roles under **Kliff Kingsbury** from 2013-17, rising from a student assistant to graduate assistant and assistant quarterbacks coach in his final three seasons. Kittley worked alongside Kingsbury in the development of **Patrick Mahomes II**, tutoring the future NFL MVP into becoming the nation's leading passer in 2016 and an eventual top-10 selection by the Kansas City Chiefs.

■ Mahomes is one of two NFL quarterbacks to tutor under Kittley as he spent the last three years mentoring **Bailey Zappe** at both Houston Baptist and Western Kentucky. Zappe, who heard his name called in the fourth round of the NFL Draft this past May by the New England Patriots, set the NCAA FBS records for single-season passing yards (5,967) and passing touchdowns (62) as a senior for the Hilltoppers, both records that were previously held by former Red Raider **B.J. Symons** (2003).

■ Kittley, who turned 31 in August, ranks as the third-youngest power-five offensive coordinator in the country, trailing only Charlie Weis Jr. at Ole Miss (29) and Tommy Rees at Notre Dame (30).

### YOUNGEST OCs IN THE POWER FIVE

(Power-five offensive coordinators ranked by age entering the 2022 season)

Name	School	Age
Charlie Weis Jr.	Ole Miss	29
Tommy Rees	Notre Dame	30
Zach Kittley	Texas Tech	31
Collin Klein	Kansas State	32
Garret Riley	TCU	32
Kenny Dillingham	Oregon	32
Tyler Bowen	Virginia Tech	33

### REWRITING THE RECORD BOOKS

(NCAA FBS records set in 2021 under Kittley)

Category	Total
Individual Passing Yards	5,967 (Bailey Zappe)
Individual Passing TDs	62 (Zappe)
Team Touchdown Passes	63

## DERUYTER RETURNS TO THE LONE STAR STATE

■ Following three stops on the West Coast, first-year Texas Tech defensive coordinator **Tim DeRuyter** is back in the state of Texas having last coached in the Lone Star State as the defensive coordinator at Texas A&M from 2010-11.

■ DeRuyter's last three stops included Fresno State (head coach, 2012-16), California (2017-20) and Oregon (2021).

→ **Oregon:** DeRuyter's lone season on staff ranked No. 21/22 in the final polls after compiling a 10-4 record, which featured appearances in the Pac-12 Championship and the Valero Alamo Bowl. The Ducks boasted one of the nation's most opportunistic defenses in 2021 as Oregon closed the year ranked fifth in the FBS with 17 interceptions and 26th nationally with 22 total takeaways. DeRuyter's unit featured two of the nation's top players in defensive end Kayvon Thibodeaux and safety Verone McKinley III. Thibodeaux, who became the first Oregon defensive standout to earn unanimous first team All-American accolades was selected with the fifth overall pick in the 2022 NFL Draft by the New York Giants, marking only the second time in Oregon history a defensive player has been chosen in the top five. McKinley, meanwhile, was a consensus All-American after sharing the FBS lead with six INTs from his spot in the back end of the Oregon defense.

→ **Cal:** The Bears ranked 127th in scoring defense the season before DeRuyter's arrival in Berkeley, but immediately improved to the point where Cal ranked No. 22 in 2018 (20.4 ppg) and No. 33 in 2019 (21.9 ppg). The Golden Bears followed that by only giving up 26.5 points per game during his final season in 2020.

→ **Fresno State:** The Bulldogs had their first unanimous All-American in program history in defensive back, Phillip Thomas, under DeRuyter. He was also one of three finalists for the Jim Thorpe Award as he led the nation with eight interceptions in 2012. Fresno State won conference titles in DeRuyter's first two seasons and led the Bulldogs to a ranking as high as No. 13 during the 2013 season behind current NFL standouts Derek Carr and Davante Adams.

→ **Texas A&M:** Future NFL great Von Miller flourished under DeRuyter's direction with the Aggies, claiming the prestigious Butkus Award in 2010 as the nation's top linebacker. Miller garnered first team All-America honors for the second time in his career that season before eventually being selected No. 2 overall the next spring by the Denver Broncos during the 2011 NFL Draft.

■ A&M was one of eight stops as a defensive coordinator for DeRuyter, who has also served in a similar role at Air Force (2007-09), Nevada (2005-06), Ohio (1995-98, 2002-04) and Navy (1999-00). DeRuyter coordinated one of the nation's most successful defenses at Air Force in 2009 when they were No. 5 in pass defense (154.31), No. 10 in scoring defense (15.69) and No. 11 in total defense (288.31).


### NOTABLE NFL DRAFT PICKS UNDER DERUYTER

Defensive draft picks in Tim DeRuyter's coaching career

Name	Year	Rd.	Team
Kayvon Thibodeaux, DE	2021	1st	NY Giants
Ashtyn Davis, DB	2020	3rd	NY Jets
Jaylin Hawkins, DB	2020	4th	Falcons
Evan Weaver, LB	2020	6th	Cardinals
Tyler Davison, DL	2015	5th	Saints
Derron Smith, S	2015	6th	Bengals
Sean Porter, LB	2013	4th	Bengals
Phillip Thomas, S	2013	4th	Commanders
Von Miller, DE	2011	1st	Broncos

**NOTE:** Also coached a pair of second-round picks in QB *Derek Carr* and WR *Davante Adams* during five seasons as head coach at Fresno State.

## HOMETOWN PRIDE



Texas Tech will recognize the hometowns of every student-athlete on its roster this season with a special decal on the back of each gameday helmet. The decal will feature a throwback Masked Rider logo with the area code associated with each student-athlete's hometown as part of a new initiative under head coach Joey McGuire in his first season.

## REMEMBERING MIKE LEACH



Texas Tech will honor the memory of the late Mike Leach at the Texas Bowl with a special pirate flag decal that will be on the back of every helmet. Leach, the winningest coach in program history, passed away Dec. 13 at the age of 61. Below is Texas Tech's statement from his passing:

"Texas Tech Athletics joins the countless others across the game of football who mourn the passing of Mike Leach. Coach Leach will be forever remembered as one of the most innovative offensive minds in college football history. His impact on Texas Tech Football alone will live on in history as one of the greatest tenures in the history of our program. From his 84 wins to his record-setting offenses, Coach Leach quickly built a legacy here at Texas Tech that will never be forgotten. Our thoughts and prayers are with Coach Leach's wife, Sharon, and their entire family during this difficult time."

Leach remains Texas Tech's all-time winningest coach after finishing 84-43 overall over his 10 seasons leading the Red Raiders from 2000-09. His tenure was highlighted by the Red Raiders' 11 regular-season wins in 2008, which matched the Texas Tech single-season record for victories. The Red Raiders defeated No. 1 Texas that season, pushing Texas Tech to as high as No. 2 in the national rankings on its way to an appearance in the Cotton Bowl.

Following his tenure at Texas Tech, Leach spent eight seasons at Washington State, pushing the Cougars to a 55-47 record. He was in the midst of completing his third season as the head coach of Mississippi State at the time of his passing.

Texas Tech has two members of its current football staff that previously played for Leach in associate athletic director Antonio Huffman (2003-06) as well as offensive line coach Stephen Hamby (2005-08). Huffman was the Defensive MVP in one of the most-memorable wins of Leach's tenure in the 2006 Insight Bowl where the Red Raiders overcame a 31-point deficit to defeat Minnesota. That remains tied for the largest come-from-behind victory in bowl history. Hamby, meanwhile, was the starting center for the Red Raiders in the 2008 Cotton Bowl where Texas Tech played Ole Miss.

SHOUGH BY THE NUMBERS...

CAREER STATS

PASSING	G	Cmp	Att	Int	Yds	TD	Lg	Pct	Avg/G	Effic.
2018*	3	0	0	0	0	0	0	.00	0.0	0.00
2019*	5	12	15	0	144	3	35	80.0	28.8	226.6
2020*	7	106	167	6	1,559	13	71	63.5	222.7	160.4
2021	4	64	92	3	872	6	75	69.6	218.0	164.2
2022	6	82	138	3	1,062	6	47	59.4	177.0	134.1
Totals	25	264	412	12	3,637	28	75	64.1	145.5	154.8

CAREER 300+ YARD PASSING GAMES

Date	Pass Yards	Opponent
Nov. 14, 2000	312	at Washington State
Nov. 21, 2020	334	UCLA
Sept. 18, 2021	399	FIU
Nov. 26, 2022	436	Oklahoma

2019 GAME-BY-GAME STATS

Opponent	GP/GS	Cmp	Att	TD	INT	Yds	Lg	Run	Yds	TD	LG
Auburn	1/0	0	0	0	0	0	0	0	0	0	0
Nevada	2/0	8	9	2	0	92	21	2	11	0	13
Montana	3/0	1	1	0	0	-3	0	0	0	0	0
Colorado	4/0	1	2	0	0	14	14	0	0	0	0
USC	5/0	2	3	1	0	41	35	0	0	0	0
Totals	5/0	12	15	3	0	144	35	2	11	0	13

2020 GAME-BY-GAME STATS

Opponent	GP/GS	Cmp	Att	TD	INT	Yds	Lg	Run	Yds	TD	LG
Stanford	1/1	17	26	1	1	227	44	11	85	1	25
Wash St.	2/2	21	30	4	1	312	71	9	81	0	33
UCLA	3/3	19	30	3	0	334	49	11	31	0	23
Oregon St.	4/4	20	31	2	2	285	60	8	6	1	6
Cal	5/5	14	26	1	0	231	7	13	53	0	14
USC	6/6	8	15	2	1	91	23	10	7	0	9
Iowa St.	7/7	7	9	0	1	79	20	4	8	0	6
Totals	7/7	106	167	13	6	1,559	71	66	271	2	33

2021 GAME-BY-GAME STATS

Opponent	GP/GS	Cmp	Att	TD	INT	Yds	Lg	Run	Yds	TD	LG
Houston	1/1	17	24	1	0	231	50	6	-2	1	8
SFA	2/2	12	22	1	2	174	75	6	6	0	14
FIU	3/3	26	35	4	0	399	59	3	4	0	2
Texas	4/4	9	11	0	1	68	18	1	6	1	14
Totals	4/4	64	92	6	3	872	75	16	14	2	14

2022 GAME-BY-GAME STATS

Opponent	GP/GS	Cmp	Att	TD	INT	Yds	Lg	Run	Yds	TD	LG
Murray St.	1/1	6	10	1	0	154	39	1	17	0	17
Baylor	2/1	1	2	0	1	7	7	4	-21	0	4
TCU	3/1	9	22	1	1	84	33	7	9	1	7
Kansas	4/2	20	33	1	0	246	47	12	76	1	18
Iowa State	5/3	15	21	1	0	141	29	14	33	0	15
Oklahoma	6/4	31	50	2	1	436	44	9	44	0	19
Totals	6/4	82	138	6	3	1,062	47	47	158	2	19

SINGLE-GAME CAREER HIGHS

Total Touchdowns	4, twice, vs. FIU (2021)*
Pass Completions	31, vs. Oklahoma (2022)
Pass Attempts	50, vs. Oklahoma (2022)
Pass Yards	436, vs. Oklahoma (2022)
Pass Touchdowns	4, twice, vs. FIU (2021)*
Longest pass	75, vs. Stephen F. Austin (2021)
Had Intercepted	2, twice, vs. Stephen F. Austin (2021)*
Total Offense Attempts	59, vs. Oklahoma (2022)
Total Offense Yards	480, vs. Oklahoma (2022)
Rush Attempts	14, at Iowa State (2022)
Rush Yards	85, vs. Stanford (2020)
Rush Touchdowns	1, six times, vs. Kansas (2022)*
Long Rush	33, at Washington State (2020)

\* Indicates most recent high



QB TYLER SHOUGH

SHOUGH NOW 7-1 AS TEXAS TECH'S STARTER

- **Tyler Shough** returned as Texas Tech's starting quarterback over the final three games of the regular season as he led the Red Raiders to wins over Kansas, Iowa State and Oklahoma. Shough is now 7-1 as Texas Tech's starting quarterback and 11-4 over his career after previously finishing 4-3 in his lone season as Oregon's starter in 2020. Oregon ended that season with appearances in the Pac-12 Championship and the Fiesta Bowl.
- Of Shough's eight career starts at Tech, the first was in the same building as the 2022 TaxAct Texas Bowl. The Red Raiders led off the 2021 season at NRG Stadium which coincided with Shough's debut as a Red Raider. He completed 17-of-24 passes for 231 yards in the Red Raiders' memorable come-from-behind victory over Houston. Shough also rushed for one other score en route to pushing the Red Raiders to 31 unanswered points in the second half.
- Shough enters bowl season coming off possibly the best performance of his career as he completed 31-of-50 passes for 436 yards and two touchdowns, while also rushing nine times for 44 yards in the win over Oklahoma. Shough set career highs for completions, attempts, passing yards, total offensive plays and yards of total offense in the win, which snapped a nine-game losing streak to the Sooners. It marked the second-most passing yards by a Big 12 quarterback this season.
- Shough racked up 480 yards of total offense in the Oklahoma contest, giving him the 13th-best single game of total offense in the FBS this season. It's the best showing by a Big 12 player this season and one of eight performances in 2022 of 480 total yards or better against a power-five program.
- Shough started and finished a game for the first time since Sept. 18, 2021 versus FIU on Nov. 12, 2022 against Kansas. After exiting the season-opener versus Murray State, a game which he started, he returned to the starting role against the Jayhawks. The senior completed 20-of-33 passes for 246 yards and a touchdown, while also rushing 12 times for another 76 yards and a score. The victory was Texas Tech's first win over a Big 12 opponent with Shough as its starter. His first action back in the lineup was in the fourth quarter versus Baylor and he also saw time the next week versus TCU but did not start.
- While known as an efficient passer in the pocket, Shough frustrated Kansas with his legs as he moved the sticks or found the end zone via either designed run plays or scrambles which amounted to 76 yards rushing, nine yards shy of his career-best of 85 recorded against Stanford in 2020 while at Oregon. Seven of his 12 carries versus Kansas were designed runs.
- Shough rushed a career-high 14 times at Iowa State, resulting in 33 yards. His final three carries all came on Texas Tech's final drive as he totaled 12 yards to create a much-needed first down that allowed the Red Raiders to go to a victory formation to run out the remainder of the clock. His 14 carries were one more than his previous high of 13 that was set in 2020 against Cal.
- Texas Tech's first scoring drive at Iowa State went 14 plays and 96 yards for a touchdown, marking Texas Tech's fourth 90-yard or better drive of the season. It was the longest drive surrendered by a notoriously tenacious Iowa State defense since the 2020 Fiesta Bowl (a game coincidentally against an Oregon team with Shough on it although he did not lead this particular drive). Three of Texas Tech's four drives of 90 yards or better this season have been orchestrated with Shough behind center.
- Shough was limited to only four games in 2021 after suffering a season-ending shoulder injury in the Big 12 opener at Texas. He had completed 69.6 percent of his passes to that point (64-of-92), throwing for 872 yards and six touchdowns in that span.

EARNED IT

- This was the second year in a row at Texas Tech, and third overall, that Tyler Shough competed and earned a starting job out of preseason camp.
- In front of the 2022 season, Shough was named Texas Tech's starting quarterback on Aug. 21, besting a group Joey McGuire tabbed as one of the best qb rooms in the country. Shough earned the job after a three-way competition between himself, sophomore **Donovan Smith** and redshirt freshman **Behren Morton**. Smith previously started the final four games of the 2021 season after Shough was injured, earning AutoZone Liberty Bowl MVP honors after leading the Red Raiders past Mississippi State.
- Shough beat out Henry Columbi prior to the 2021 season. At the time, Shough became only the second Red Raider since 2000 to be named the starting quarterback out of preseason camp that did not begin his career at Texas Tech. **Nic Shimonek** garnered the starting nod for the Red Raiders in 2017 after originally beginning his collegiate career at Iowa before later transferring to Texas Tech.
- The journey to earning the starting nod didn't come without a few years of waiting for **Tyler Shough** at Oregon as he sat behind eventual first round selection **Justin Herbert** for his first two seasons with the Ducks. Herbert, the NFL AP Rookie of the Year in 2020 with the Los Angeles Chargers, was Oregon's starter in each of Shough's first two seasons with the Ducks prior to him being named the starter prior to the 2020 campaign.

NIL DONE RIGHT

- With the topic of Name-Image-Likeness so prevalent in college athletics, it'd be hard to ignore the success **Tyler Shough** has made in this area as the senior utilized a sponsorship agreement for his engagement ring to propose to his now fiance, Jordan Wormdahl. The couple got engaged this past May as part of a summer vacation. Wormdahl is a former student-athlete, herself, as a soccer standout at the University of Oregon.

## THE RED BEHREN

When called upon this season, **Behren Morton** displayed to Red Raider fans the potential that had him labeled as Texas Tech highest-rated quarterback in history when he signed out of Eastland High School in 2020.

With two quarterbacks coping with injuries, Morton made his first career start at No. 7 Oklahoma State on Oct. 8 and threw for 379 yards and two touchdowns in the loss but had Pokes head coach Mike Gundy simply say in postgame comments learning he was a redshirt freshman in the league say, "that's not good." His performance against Oklahoma State marked the 10th time since 1999 where a Red Raider has thrown for 300 yards in his first career start.

The son of a high school coach, Morton was the highest-rated quarterback to ever sign with the Red Raiders after totaling more than 8,800 passing yards and 84 touchdowns in three seasons playing for his father at Eastland High School. He was a consensus four-star prospect, ranking sixth nationally among pro-style quarterbacks. Morton grew up in Lubbock for part of his youth as his father, James Morton, was the head football coach at Monterey High School in Lubbock for 11 years.



## OFFENSIVE NOTEBOOK

### THE DEEPEST QUARTERBACK ROOM IN THE COUNTRY

- After head coach **Joey McGuire** pushed the Red Raiders' quarterback battle from spring to preseason camp, he reminded offensive coordinator **Zach Kittley** that he'd likely never experience this type of talent in one single room possibly ever again in his career. Through the first 12 games of the season, that depth has paid off as the Red Raiders have used three different starters behind center in senior **Tyler Shough** (four games), sophomore **Donovan Smith** (four games) and redshirt freshman **Behren Morton** (four games).
- All three gunslingers registered better than 1,000 yards passing this season with their opportunities under center. Texas Tech is only the second FBS program since 1996 to have three different quarterbacks throw for at least 1,000 yards in a season, joining Oklahoma State from the 2012 campaign.
- While it is the only FBS program to have three 1,000-yard passers, Texas Tech is one of seven FBS programs to have multiple 1,000-yard passers joining Tulsa, Arizona State, Boston College, Kansas, Liberty and Kansas State.
- Due to the even share of playing time for the quarterback room, you will not find a Texas Tech quarterback atop any individual leaderboards but the Red Raiders passing offense ranks No. 13 in the FBS averaging 307.0 passing yards per game. A category Texas Tech leads the Big 12 in thanks to its trio of quarterbacks.
- The Red Raiders will be without Smith in the Texas Bowl as the sophomore entered the transfer portal after the conclusion of the regular season. Shough is the projected starter versus Ole Miss with Morton backing him up.

### MORTON SHINES IN OPPORTUNITY

- During the Big 12 era (1996-present), **Behren Morton's** 379 passing yards in his debut versus Oklahoma State were the third-most yards for a Red Raider making his starting debut against a conference opponent. He trailed only the 490 passing yards **Steven Sheffield** compiled versus Kansas State in 2009 and the 415 yards **Davis Webb** totaled against Iowa State in 2013. Webb's outing is the only freshman performance that has topped Morton's numbers from the Oklahoma State game.
- Morton didn't stop there as he made it back-to-back 300-yard performances in his first two starts as he finished 28-of-45 for 325 yards and a pair touchdowns against the West Virginia and was later named the Big 12 Newcomer of the Week for the effort.
- Morton is the eighth Red Raider in the Big 12 era to throw for at least 300 yards in his first two career starts, joining the likes of **Nic Shimonek** (2017), **Webb** (2013), **Mayfield** (2013), **Taylor Potts** (2009), **Graham Harrell** (2006), **Cody Hodges** (2005) and **Cumbe** (2004). Of that group, Webb is the only other Red Raider to do so versus Big 12 opponents.
- Despite it being his first career start, that didn't stop offensive coordinator **Zach Kittley** from airing it out as Morton recorded 62 passing attempts, the second-highest total for a Red Raider in his starting debut during the Big 12 era behind **Sonny Cumbe's** 66 attempts in 2004. It marked the most passing attempts for a FBS freshman making his starting debut since **Jared Goff** had 64 on Aug. 31, 2013, in Cal's season-opening loss to Northwestern.

### NEWS AND NOTES ON THE OFFENSE

- Texas Tech's high-tempo offense leads the FBS with 1,006 total plays and 83.8 offensive plays per game thus far. The Texas Tech single-season record for total plays is 1,155 that was set in 2002 when the Red Raiders averaged 81.7 offensive plays per game over 14 contests (including a bowl game).
- Texas Tech enters the Texas Bowl averaging 33.6 points per game, putting the Red Raiders in position to end the season averaging at least 30.0 points per game for the 21st time in the past 22 years. Texas Tech's current average is its highest currently since 2018.
- Texas Tech's 436 passing yards against Oklahoma in the regular-season finale marked its most against a Big 12 opponent since the Red Raiders torched Texas with 454 yards through the air late in the 2018 season. It marked only the fourth time since 2000 where the Red Raiders threw for more than 400 yards against the Sooners after also doing so in 2007, 2011 and 2016.
- Texas Tech has had 13 different Red Raiders catch a touchdown so far this year, its most in a single season since 2009 when the Red Raiders had 14 different touchdown pass catchers. Texas Tech currently ranks second in the FBS this year for number of players with a receiving touchdown, trailing only N.C. State with 15.
- **Myles Price** set a career-high for receptions (13) in the Red Raiders' win over Texas on Sept. 24. It still stands as a Red Raider best this season and it ties for the seventh-most single game receptions in the FBS heading into bowl season. It is one of 15 performances in the FBS this season for an individual to catch 13 passes in a single game. It also marked the most receptions by a Red Raider since **Antoine Wesley** set a single-game record for receiving yards off a similar 13 receptions in a 2018 victory over Houston.
- **Xavier White's** performance of nine catches for 120 yards and a touchdown at Kansas State on Oct. 1 placed him in a select category as he joined **Taurean Henderson** as the only Red Raiders since 2000 to record multiple games with at least 100 rushing yards as well as two or more 100-yard receiving performances. White hit the 100-yard mark on the ground as a running back in 2020 versus Kansas State (113) and Kansas (135) and previously had 107 yards in the 2019 season opener versus Montana State. He topped 100 yards once against two weeks later, this time setting a new career-high with 139 yards on Oct. 22 versus West Virginia.

## MORTON BY THE NUMBERS...

### CAREER STATS

PASSING	G	Cmp	Att	Int	Yds	TD	Lg	Pct	Avg/G	Effic.
2021	2	1	3	0	0	0	0	33.3	0.0	33.3
2022	8	96	168	6	1,117	7	55	57.1	139.6	119.6
<b>Totals</b>	<b>10</b>	<b>97</b>	<b>171</b>	<b>6</b>	<b>1,117</b>	<b>7</b>	<b>55</b>	<b>56.7</b>	<b>111.7</b>	<b>118.1</b>

### CAREER 300+ YARD PASSING GAMES

Date	Pass Yards	Opponent
Oct. 8, 2022	379	Oklahoma State
Oct. 22, 2022	325	West Virginia

### 2022 GAME-BY-GAME STATS

Opponent	GP/GS	Cmp	Att	TD	INT	Yds	Lg	Run	Yds	TD	LG
Murray St.	1/0	7	10	1	1	97	24	3	-15	0	2
Houston	2/0	0	0	0	0	0	0	0	0	0	0
NC State	3/0	4	7	0	1	85	38	2	20	0	13
Texas	4/0	0	0	0	0	0	0	0	0	0	0
OK State	5/1	39	62	2	1	379	36	17	53	1	15
WVU	6/2	28	45	2	0	325	55	8	17	0	8
Baylor	7/3	11	34	1	3	152	39	6	6	1	14
TCU	8/4	7	10	1	0	79	47	6	-2	0	4
<b>Totals</b>	<b>8/4</b>	<b>96</b>	<b>168</b>	<b>7</b>	<b>6</b>	<b>1,117</b>	<b>55</b>	<b>42</b>	<b>79</b>	<b>2</b>	<b>15</b>

### SINGLE-GAME CAREER HIGHS

Rushing Attempts	17, at Oklahoma State (2022)
Rushing Yards	53, at Oklahoma State (2022)
Longest Rushing Attempt	17, vs. Oklahoma State (2022)
Passing Attempts	62, at Oklahoma State (2022)
Completions	39, at Oklahoma State (2022)
Passing Yards	379, at Oklahoma State (2022)
Touchdown Passes	2, twice, vs. West Virginia (2022)*
Longest Pass	55, vs. West Virginia (2022)

\* Indicates most recent high

## NEWCOMER TRACKER

TRANSFERS (last school)	GP/GS
1. Dennis Wilburn (Hutchinson CC)	12/12
2. Myles Cole (Louisiana-Monroe)	12/1
3. Vidal Scott Jr. (Arkansas State)	12/0
4. Keyon Blakenbaker (Wyoming)	12/0
5. Baylor Cupp (Texas A&M)	11/5
6. Tyler Owens (Texas)	11/1
7. Brady Boyd (Minnesota)	11/1
8. Jacob Rodriguez (Virginia)	11/0
9. Drew Hocutt (Angelo State)	11/0
10. Monroe Mills (Oklahoma State)	9/9
11. Dimitri Moore (Missouri State)	8/0
12. Jordan Brown (Kansas)	7/0
13. Ty Buchanan (USC)	4/1
14. Gino Garcia (Houston Baptist)	3/0
15. Michael Shanahan (UT Martin)	3/0
16. Cade Briggs (New Mexico)	2/0
17. Blake Bedwell (SMU)	2/0
18. Haydon Wiginton (Oklahoma State)	1/0
19. Sam Carrell (Washington State)	1/0

TRUE FRESHMEN	GP/GS
1. Joseph Adedire	11/5
2. Wesley Smith	6/0
3. Coy Eakin	3/0
4. Ty Kana	3/0
5. Bryson Donnell	3/0
6. Harvey Dyson III	2/0
7. Jalon Peoples	2/0
8. Landon Hullaby	1/0

THE OFFENSIVE STANDARD

Texas Tech has long been considered the offensive standard since the Red Raiders moved to a passing attack in 2000. In fact, the numbers don't lie when it pertains to the high-octane Red Raider offense. Below is where Texas Tech ranks nationally in several offensive categories since the start of the 2000 season:

TOTAL YARDS	
Oklahoma	142,221
Texas Tech	138,955
Oregon	133,927
Boise State	132,749
Houston	130,149

PASSING YARDS	
Texas Tech	104,665
Hawaii	92,312
Oklahoma	84,609
Washington State	83,803
Houston	83,685

TOTAL TOUCHDOWNS	
Oklahoma	1,511
Boise State	1,455
Oregon	1,412
Texas Tech	1,345
Ohio State	1,336

PASSING TOUCHDOWNS	
Texas Tech	817
Oklahoma	733
Hawaii	696
Southern California	666
Boise State	649

PASSING COMPLETION PERCENTAGE	
Texas Tech	65.8
Boise State	64.7
Oklahoma	63.9
Southern California	63.9
Coastal Carolina	63.7

300-YARD PASSING GAMES	
Texas Tech	203
Hawaii	155
Washington State	131
Oklahoma	129
Houston	124

GAMES WITH AT LEAST 500 YARDS OF TOTAL OFFENSE	
Texas Tech	130
Oklahoma	126
Oregon	111
Houston	99
Boise State	92

MILESTONE VICTORIES

NO.	DATE	SCORE	OPPONENT	PLACE
1	Oct. 17, 1925	30-0	Montezuma	Lubbock
50	Sept. 29, 1934	24-7	McMurry	Lubbock
100	Oct. 3, 1941	16-6	Oklahoma A&M	Stillwater
150	Nov. 26, 1949	23-13	Hardin-Simmons	Lubbock
200	Sept. 17, 1960	38-14	West Texas State	Lubbock
250	Oct. 10, 1970	21-7	Texas A&M	College Station
300	Sept. 10, 1977	17-7	Baylor	Waco
350	Nov. 7, 1987	36-35	TCU	Lubbock
400	Dec. 27, 1995	55-41	Air Force	Tucson, Ariz.
450	Aug. 30, 2003	58-10	SMU	Lubbock
500	Nov. 1, 2008	39-33	No. 1 Texas	Lubbock
550	Nov. 14, 2015	59-44	Kansas State	Lubbock

Current All-Time Victories: 587 wins

THOMPSON RECORD BOOK WATCH

SaRodorick Thompson will have the opportunity this season to further cement his status as one of the top running backs in school history as he already ranks in the top five all-time in career rushing touchdowns and recently entered the top 10 for career rushing yards. Thompson has led the Red Raiders in rushing yards in two of the past three years heading into his senior campaign. Below is where he ranks in the Texas Tech record book.

TEXAS TECH CAREER LEADERS FOR RUSHING TOUCHDOWNS

1. James Gray (1986-89)	52
2. Taurean Henderson (2002-05)	50
3. SaRodorick Thompson (2018-present)	39
4. Byron Morris (1991-93)	37
5. Ricky Williams (1997-01)	36
6. Shannon Woods (2005-08)	33

TEXAS TECH CAREER LEADERS FOR RUSHING YARDS

7. James Hadnot (1976-79)	2,794
8. SaRodorick Thompson (2018-present)	2,650
9. Larry Isaac (1973-76)	2,633
10. Baron Batch (2006, 2008-10)	2,501
11. Donny Anderson (1963-65)	2,280



1-2 PUNCH PROVES TRUE IN RUNNING GAME

■ **Joey McGuire** wasn't lying when he said he felt the Red Raiders had a true 1-2 punch at running back this season with **SaRodorick Thompson** and **Tahj Brooks**. Entering bowl season, not much separates the two as Thompson leads the Red Raiders with 670 yards and six touchdowns on 132 carries, while Brooks has 601 rushing yards and seven touchdowns on 133 attempts.

■ Thompson is already one of the most prolific Red Raiders in school history in finding the end zone as his 39 rushing touchdowns rank third in program history. Thompson is currently tied for fourth among active FBS players in career rushing touchdowns, trailing only Malik Cunningham (Louisville), Mohamed Ibrahim (Minnesota), Adrian Martinez (Kansas State), while being tied with Zach Charbonnet of UCLA. He and Brooks lead all FBS duos with 57 combined rushing touchdowns as Brooks has 18 for his career, including a team-leading seven this season.

■ If Thompson is able to hold onto the team rushing title following the Texas Bowl, he will have done so for the third time in his career, placing him in an elite level of Red Raiders to do so historically. That list also includes the likes of **Baron Batch** (2008-10), **Taurean Henderson** (2002-05), **Ricky Williams** (1997-98, 2000-01), **Byron Hanspard** (1994-96), **Byron Morris** (1991-93), **James Gray** (1986-89), **Larry Isaac** (1974-76), **Donny Anderson** (1963-65) and **Bobby Cavazos** (1951-53).

■ Texas Tech currently boasts a pair of 600-yard rushers for only the fourth time in the Big 12 era (1996-present) as the Red Raiders also featured similar two-back systems in 2008 with **Shannon Woods** and **Baron Batch**, in 2010 with Batch and **Eric Stephens** and in 2017 with **Justin Stockton** and **Tre King**. The 2008 season was the only year during that span where Tech had two 700-yard rushers in the same year.

■ Texas Tech is one of only 13 power-five schools in the FBS currently to boast two 600-yard rushers and one of two from the Big 12, joining Kansas State. The remainder of that list includes Michigan and Penn State from the Big Ten, Oregon, USC and UCLA from the Pac-12 and then Alabama, Auburn, Florida, Georgia, Ole Miss and Tennessee from the SEC.

■ The Red Raiders recorded a season-high 264 rushing yards against Kansas, marking its most yards on the ground in a Big 12 game since totaling 293 in the Jayhawks' last visit to Lubbock in 2020. It marked the seventh time Texas Tech has notched at least 260 rushing yards in a Big 12 game since 2000.

■ The Red Raiders' performance on the ground versus Kansas marked the first time since the start of the 2000 season that Texas Tech featured four different players with at least 50 rushing yards in a game. **Tyler Shough** led the group with 76 rushing yards followed by Thompson with 66, **Cam'Ron Valdez** with a career-high 66 and Brooks with 51.

BRADLEY, THE FRESHMAN ALL-AMERICAN

■ **Jerand Bradley** has developed into Texas Tech's key threat in the passing game in his first full season as the redshirt freshman enters the Texas Bowl as the team leader with 656 receiving yards and five receiving touchdowns this season. Bradley, who also ranks second on the team for receptions, is currently on pace to become only the sixth freshman since 1972 to lead the team in receiving yards, joining the likes of **Erik Ezukanma** (2019) newly-enshrined College Football Hall of Fame inductee **Michael Crabtree** (2007), **Taurean Henderson** (2002), **Sheldon Bass** (1994) and **Wayne Walker** (1985).

■ Bradley currently ranks fourth among Texas Tech freshmen all-time for single-season receiving yards, trailing only Crabtree's NCAA freshman record of 1,962 yards in 2007 as well as the 806 yards from **Alex Torres** in 2009 as well as Ezukanma's 664 yards from 2019.

■ Bradley currently ranks fourth among FBS freshmen for receiving yards this season, trailing only Coastal Carolina's **Jared Brown**, California's **J. Michael Sturdivant** and Arizona's **Tetairoa McMillan**. Of that group, only Brown is slated to play in a bowl game.

■ Bradley has three 100-yard receiving performances this season, which leads all power-five freshmen nationally. He hauled in six catches for 108 yards and two touchdowns in the season opener against Murray State before adding eight catches for 119 yards and another score midway through the year at Oklahoma State. He wrapped the regular season with an impressive eight catches for 173 yards and a touchdown in the win over Oklahoma.

■ Bradley's 173 receiving yards against the Sooners marked the most by an FBS freshman this season and the most by a Red Raider receiver since Myles Price totaled 175 yards through the air late in the 2021 season against Iowa State. It marked the most receiving yards by a Red Raider freshman since Crabtree finished with 195 yards in Texas Tech's 2007 contest at Texas.

FBS FRESHMAN RECEIVING LEADERS

National leaders in receiving yards among FBS freshmen

Name	School	Yds.
Jared Brown	Coastal Carolina	782
J. Michael Sturdivant	California	755
Tetairoa McMillan	Arizona	702
Jerand Bradley	Texas Tech	656
Evan Stewart	Texas A&M	649

TEXAS TECH FRESHMAN LEADERS

Listing of the top single-season receiving marks all-time by a freshman

Name	Year	Yds.
Michael Crabtree	2007	1,962
Alex Torres	2009	806
Erik Ezukanma	2019	664
Jerand Bradley	2022	656

## TYREE WILSON: ALL-AMERICAN

**Tyree Wilson** became the 32nd Red Raider all-time to be named a first team All-American on Dec. 9 when the Football Writers Association of America announced the honor for the senior outside linebacker. In total, Wilson received three of the five All-American designations recognized by the NCAA this postseason.

- FWAA First Team All-American
- AP Second Team All-American
- AFCA Second Team All-American

Coupled with measurables such as an 86-inch wingspan at 6-foot-6 and 270 pounds, the Red Raiders' edge rusher is projected as a first round NFL Draft pick by multiple media outlets.

Wilson announced his intention to enter the NFL Draft on Nov. 20 and began the recovery process for a foot injury suffered on Nov. 12 during the second half of the Red Raiders' game versus Kansas, officially ending his run being one of the most impactful players to ever wear the scarlet and black.



## WILSON'S 10-GAME RESUME

(Statistics of as Nov. 13 following last game played; exited early in Nov. 12 contest with two tackles, 0.0 TFLs)

- **Tyree Wilson** led the power five with 50 pressures and ranked second in the FBS according to Pro Football Focus.
- He ranked tied for third in the power five for tackles for loss (14.0) and tied for ninth in the FBS.
- He led the FBS with 8.5 tackles for loss against opponents that were ranked in the Nov. 13 AP Top 25 poll. He also led the power five with 9.0 TFLs in true road games and ranked fourth in the FBS for the category.
- Wilson ranked tied for 25th in the FBS for total sacks (7.0) despite often facing double teams on passing downs. He led the FBS with 5.0 sacks against opponents that were ranked in the top 25 of the Nov. 13 AP poll.
- Wilson, was not just a pass rusher, as he was third on the team with 61 tackles after 10 games this season, easily the most in his career. Wilson was one of only two power-five players at the time and one of seven players in the FBS to record 60 tackles on the season, at least 10.0 tackles for loss and at least 6.0 sacks.

## ONE OF THE BEST TO WEAR THE SCARLET & BLACK

- Despite missing the final two games due to injury, **Tyree Wilson** remains one of the nation's leaders with 14.0 tackles for loss entering bowl season, which still leads the Big 12 and ranks 12th in the FBS for per game average (1.40). He is also the Big 12 leader in sacks per game (0.70) after totaling 7.0 on the season from his spot on the edge of Texas Tech's defensive front.
- Wilson is the first Red Raider to be named a first team All-American since Antoine Wesley in 2018 and the first edge rusher/defensive end standout to do so since Montae Reagor in 1998.
- Wilson was named one of 20 semifinalists for the Chuck Bednarik Award on Nov. 1. An award presented annually to the college defensive player of the Year.
- Wilson produced multiple TFLs in five of the Red Raiders' 10 games.
- Wilson's 7.0 sacks ranked tied for 25th in the FBS and were the second-most in the Big 12 trailing Kansas State's Felix Anudike-Uzomah (7.5).
- Wilson wreaked havoc on No. 16 N.C. State on Sept. 17, amassing a career-high 3.5 tackles for a loss. It was the most in a single game by a Red Raider since **Jordyn Brooks** produced 4.0 versus Oklahoma State on Oct. 5, 2019. It also marked only the sixth time since 2003 (last 20 years) that a Red Raider notched 3.5 tackles for a loss in a game.
- Wilson shined once again on the road at No. 25 Kansas State, tallying up 2.0 sacks in a game for the second time in 2022 and for the fourth time in his career. In addition, he forced a fumble and also recovered a fumble to go with six tackles. The performance earned Wilson national accolades as he was tabbed the Defensive Player of the Week by the Reese's Senior Bowl the following Monday.
- Wilson registered 2.5 tackles for loss, 0.5 sacks and eight total tackles on the road against College Football Playoff representative TCU on Nov. 5.
- Productivity for Wilson has skyrocketed in the tackles category in this year's defensive scheme. Looking back to 2021, Wilson owned 29 tackles after 10 games en route to 38 for the season (2.92/game). With 61 tackles after 10 games, that's a single season career-high. Wilson owned 6.10 tackles per game, which was the 18th-best per game tackle rate in the Big 12.
- Wilson led Texas Tech with a career-high 11 tackles against No. 16 N.C. State. The 11 tackles marked the most by an edge, defensive line type player since **Pete Robertson** collected the same total in Texas Tech's victory at the 2013 Holiday Bowl.
- The senior built on his breakout junior season with an even more dominant senior season, shifting from a down lineman to a stand-up stance in the "EDGE" pass rusher role in first-year defensive coordinator Tim DeRuyter's system. DeRuyter has led a few of the more major menaces to the quarterback in recent history, including Kayvon Thibodeaux last season at Oregon and Von Miller at Texas A&M, both top-five NFL Draft selections.
- While playing in two different systems in his last two seasons, Wilson set the tone as the team leader for both tackles for loss and sacks at Texas Tech in both his junior and senior seasons. He led the team with 13.5 TFLs and 7.0 sacks in 13 games in 2021 before his 14.0 TFLs and 7.0 sacks over 10 games this year.
- Wilson's junior year accolades consisted of being named an honorable mention All-Big 12 selection by the conference coaches before going on to earn Defensive MVP honors of the AutoZone Liberty Bowl. He was also recognized on the Associated Press All-Bowl Team for his performance in the Red Raiders' bowl win over Mississippi State.

## FBS TACKLES FOR LOSS LEADERS

Top TFL/per game performers among individuals from Power Five programs in 2022

Name (Team)	TFL/Gm
Tuli Tuipulotu (USC)	1.62
Will Anderson (Alabama)	1.42
Nick Herbig (Wisconsin)	1.41
<b>Tyree Wilson (Texas Tech)</b>	<b>1.40</b>
Tyjuan Gilbert (Va. Tech)	1.33
Jared Verse (Florida State)	1.32

## WILSON IN THE TECH RECORD BOOK

Breakdown of where Tyree Wilson ranks in the Texas Tech single-season and career records.

Name (Years)	Career Sacks
7. James Mosley (1985-88)	17.0
Shawn Jackson (1991-93)	17.0
9. Eli Howard (2016-20)	16.5
10. Pete Robertson (2011-14)	16.0
<b>Tyree Wilson (2020-22)</b>	<b>15.5</b>

## WILSON GAME-BY-GAME IN 2022

Opponent	UA	A	TOT	SACKS-YDS	TFL-YDS
Murray State	3	3	6	0.5-3	2.0-9
#25 Houston	3	1	4	0.0-0	0.0-0
at #16 NC State	6	5	11	2.0-11	3.5-13
#22 Texas	5	1	6	0.5-3	0.5-3
at #25 Kansas St	4	2	6	2.0-16	2.0-16
at #7 Oklahoma St	2	2	4	1.0-6	1.0-6
West Virginia	2	2	4	0.5-4	0.5-4
Baylor	6	4	10	0.0-14	2.0-8
at #7 TCU	4	4	8	0.5-4	2.5-9
Kansas	1	1	2	0.0-0	0.0-0
<b>Totals</b>	<b>36</b>	<b>25</b>	<b>61</b>	<b>7.0-47</b>	<b>14.0-68</b>

## POSTSEASON HONORS TRACKER

Texas Tech senior outside linebacker Tyree Wilson has received numerous accolades for his standout senior season:

### TYREE WILSON (OLB)

First Team FWAA All-America
Second Team AFCA All-America
Second Team AP All-America
Bednarik Award semifinalist
The Athletic First Team All-America
First Team USA Today All-America
First Team Phil Steele Magazine All-America
PFF All-America Honorable Mention
Reese's Senior Bowl All-American Defensive Team
First Team All-Big 12
First Team All-Big 12 (Phil Steele Magazine)
Honorable Mention All-Big 12 - Defensive Player of the Year
Honorable Mention All-Big 12 - Defensive Lineman of the Year
All-Big 12 First Team (AP)
All-Big 12 First Team (Pro Football Focus)
Dave Campbell Texas Football All-Texas First Team
Dave Campbell Texas Football Defensive Lineman of the Year

## ON THE BIG BOARD

### ■ Mel Kiper, ESPN.com NFL Draft Analyst

"(Wilson) has rare power for an edge rusher with a 6-foot-6 frame, and he gets good push in the run game," Kiper said. "He's an explosive player with the lateral quickness to change direction to chase down quarterbacks with ease, too."

### Mel Kiper Big Board Rankings (last released, Monday, Dec. 12)

No. 11. Tyree Wilson, DE, Texas Tech

"I wrote about Wilson in our draft notebook last month, and my guy Jordan Reid has been on him since he watched the 2021 tape. Wilson has been a consistent menace off the edge for the Red Raiders. He has seven sacks and 15 total tackles for loss, showing explosion at the snap as a pass-rusher and taking on blockers and holding his ground in the run game. For edge rushers, it's all about physical traits and tools, and the 6-foot-6 Wilson has everything teams want in that regard. He has a high ceiling."

### Todd McShay's Top 32 Prospects (last released, Tuesday, Dec. 13)

No. 4. Tyree Wilson, DE, Texas Tech

"Wilson has great length and finishing power. He can shoot his hands and overpower pass-blockers, and while he doesn't have elite bend, he has improved as a hands fighter. Wilson displays the strength to stack blockers and set a hard edge against the run, and he chases with good effort and flashes good stopping power. The Texas A&M transfer had seven sacks, 73 tackles, 15 tackles for loss (tied for 22nd in the country), 36 pressures (tied for 13th) and 15 run stops on the season before declaring for the draft and opting to skip his team's bowl game."

## WHERE HE RANKS...

ESPN.com pulled together top-five rankings at every single position from its four NFL draft analysts

*Defensive Ends (indicates date of last update):*

Mel Kiper Jr. (12/8)	Jordan Reid (12/8)
1. Myles Murphy, Clemson	1. Myles Murphy, Clemson
2. Tyree Wilson, Texas Tech	2. Tyree Wilson, Texas Tech
3. Lukas Van Ness, Iowa	3. Jared Verse, Florida State
4. Jared Verse, Florida State	4. Zach Harrison, Ohio State
5. Keion White, Georgia Tech	5. A. Adebawore, Northwestern
Todd McShay (12/11)	Matt Miller (12/7)
1. Tyree Wilson, Texas Tech	1. Myles Murphy, Clemson
2. Myles Murphy, Clemson	2. Tyree Wilson, Texas Tech
3. Lukas Van Ness, Iowa	3. Andre Carter II, Army
4. Jared Verse, Florida State	4. Isaiah Foskey, Notre Dame
3. Isaiah Foskey, Notre Dame	5. Jared Verse, Florida State

## THE GAME IS NEVER OVER HERE

The victories over Texas & Oklahoma this season marked the 24th & 25th times since 2000 that the Red Raiders overcame a double-digit deficit to win. Below is a listing of Texas Tech's come-from-behind wins:

DATE	OPPONENT	DEFICIT	RESULT
Dec. 29, 2006	vs. Minnesota*	31	W, 44-41 (OT)
Sept. 25, 2004	Kansas	25	W, 31-30
Sept. 18, 2004	TCU	21	W, 70-35
Oct. 1, 2011	at Kansas	20	W, 45-34
Nov. 26, 2022	Oklahoma	18	W, 51-48 (OT)
Oct. 5, 2002	at #23 Texas A&M	18	W, 48-47 (OT)
Nov. 18, 2006	Oklahoma State	17	W, 30-24
Sept. 24, 2022	#22 Texas	14	W, 37-34 (OT)
Sept. 4, 2021	vs. Houston	14	W, 38-21
Nov. 14, 2020	Baylor	14	W, 24-23
Sept. 24, 2011	Nevada	14	W, 35-34
Nov. 6, 2010	at #14 Missouri	14	W, 27-17
Nov. 29, 2008	Baylor	14	W, 35-28
Jan. 1, 2008	vs. Virginia	14	W, 31-28
Sept. 8, 2007	UTEP	14	W, 45-31
Nov. 1, 2003	Colorado	14	W, 26-21
Nov. 16, 2002	#3 Texas	14	W, 42-38
Oct. 19, 2013	at West Virginia	11	W, 37-27
Nov. 24, 2017	at Texas	10	W, 27-23
Nov. 22, 2014	at Iowa State	10	W, 34-31
Oct. 5, 2013	at Kansas	10	W, 54-16
Oct. 20, 2012	at #21 TCU	10	W, 56-56 (3OT)
Sept. 3, 2011	Texas State	10	W, 50-10
Oct. 23, 2010	at Colorado	10	W, 27-24
Nov. 21, 2009	vs. Baylor	10	W, 20-13

\* indicates largest come-from-behind win in FBS bowl history.

## ALL-TIME OVERTIME GAMES

Texas Tech is 10-7 all-time in overtime games since the NCAA began allowing games to go past regulation in 1996. Below is a listing of Texas Tech's all-time results in overtime:

DATE	OPPONENT	RESULT
Nov. 26, 2022	Oklahoma	W, 51-48 (OT)
Sept. 24, 2022	#22 Texas	W, 37-34 (OT)
Sept. 10, 2022	#25 Houston	W, 33-30 (2OT)
Sept. 26, 2020	#8 Texas	L, 56-63 (OT)
Oct. 12, 2019	at #22 Baylor	L, 30-33 (2OT)
Nov. 4, 2017	Kansas State	L, 35-42 (OT)
Oct. 29, 2016	at TCU	W, 27-24 (2OT)
Nov. 24, 2012	vs. Baylor	L, 45-52 (OT)
Nov. 10, 2012	Kansas	W, 41-34 (2OT)
Oct. 20, 2012	at #21 TCU	W, 56-53 (3OT)
Oct. 11, 2008	Nebraska	W, 37-31 (OT)
Dec. 29, 2006	vs. Minnesota	W, 44-41 (OT)
Sept. 9, 2006	at UTEP	W, 38-35 (OT)
Nov. 13, 2004	at #22 Texas A&M	L, 25-32 (OT)
Oct. 5, 2002	at #23 Texas A&M	W, 48-47 (OT)
Sept. 21, 2002	#16 N.C. State	L, 48-51 (OT)
Oct. 6, 2001	Kansas	L, 31-34 (2OT)

## THE PUMPJACK MENTALITY



Texas Tech has continued to sport a miniature pumpjack on its sideline this season, representing the Red Raiders' desire to always "be pumping" no matter the circumstances. The pump jack sideline prop was created out of an idea from former interim head coach Sonny Cumbie and continued this year by Joey McGuire.

## DEFENSIVE NOTEBOOK TACKLING MACHINE

■ Everyone knew **Krishon Merriweather** was a guy that could make tackles when he came to Texas Tech. He joined the Red Raiders after leading the nation at the NJCAA level, registering 153 stops as a sophomore in 2019 at Garden City Community College in Kansas. Merriweather was an NJCAA second team All-American, totaling 153 tackles over 11 games, which led the junior college ranks with 13.9 tackles per game. He also chipped in 10.0 for a loss and 3.5 sacks.

■ Sticking to that trend, Merriweather leads Texas Tech with 104 tackles, which is 22 more than the second-most on the team. With at least five tackles versus Ole Miss, Merriweather will have the most stops in a season by a Red Raider since **Micah Awe** had 126 in 2015.

■ Merriweather is one four Big 12 players that has reached the century mark in tackles in 2022. His 8.67 tackles per game ranks as third-highest clip per game in the league.

■ With one more game on the schedule, Merriweather already owns the seventh-most tackles in a season by a Red Raider in the last 20 years (2003-present). If Merriweather records his per game average in the Texas Bowl, he would project to finish the 2022 season with 112 tackles, which would be the fourth-most tackles in a single season by a Red Raider during that time span. He is already one of nine Red Raiders to own triple-digit tackles in the last 20 years.

■ It would take 141 tackles to enter the all-time Texas Tech career top 10. **Lawrence Flugence** is the Red Raiders' all-time single-season leader with 193 in 2002 (in 14 games). It also stands as the all-time record in the NCAA FBS record book.

■ In now his third season as a Red Raider, Merriweather is up to 231 career tackles at the FBS level. He had 75 in his debut season in 2020 (nine games) and 52 stops in 2021 (13 games).

■ Merriweather ranks No. 123 on the FBS active career tackles leader rankings in his three seasons, which is only second to Red Raiders' safety Marquis Waters (No. 37, 299 tackles in six seasons).

■ Merriweather set a single game career-high in tackles with 17 in his performance at Oklahoma State. It marked the most stops by a Red Raider since **Jordyn Brooks** notched 19 versus the Cowboys in 2019. The senior performance is one of 32 individual performances in the FBS this season in which 17-plus tackles were recorded in a single game.

## FIGURING IT OUT

■ It was a slow start for outside linebacker **Jesiah Pierre** to start the 2022 season, recording five tackles over the first five games of the year. But it's clicking now. Entering the season, Pierre had never played outside linebacker before in his career. He'd been an inside linebacker over his past three seasons of collegiate football.

■ In a three-game span (at TCU, vs. Kansas, at Iowa State), the transfer from Florida racked up 18 tackles, 6.0 tackles for loss and 3.5 sacks. Pierre exited the season finale versus Oklahoma early with an injury and had two tackles at the time.

■ His 2022 season numbers over 12 games are 38 tackles, 7.0 tackles for loss and 4.5 sacks.

■ Pierre recorded a career-high 2.5 TFLs at No. 7 TCU (Nov. 5).

■ Pierre had a season-high six pressures at No. 7 TCU, according to *Pro Football Focus*.

■ Pierre recorded a career-high seven tackles and career-high 2.0 sacks versus Kansas (Nov. 12).

■ Late season highlights include a strip-sack of Kansas' Jason Bean (Pierre's first career forced fumble) at the Jayhawks' own eight-yard line in the fourth quarter to help extend an 8-point lead to 15 late in the game. At Iowa State, Pierre recorded a TFL on 4th and 1 from the Tech 2-yard line to help Tech retain a slim 7-3 lead.

■ Pierre has two seasons of eligibility remaining; his senior season in 2023 plus should he opt to take it and an additional year of eligibility due to the 2020 Covid season.

## THE RIGHT FIT

■ Known for his versatility throughout his Texas Tech career, fifth-year senior **Kosi Eldridge** has found his place on the Red Raider defense as its starting "Will" Linebacker (weak-side linebacker). Eldridge, in his third season as a Red Raider, was utilized in multiple linebacker spots and a hybrid defensive back role in 2020, and as a defensive back in 2021, but was shifted to weak-side linebacker in fall camp and earned the starting job.

■ Eldridge ranks second on the team in total tackles this season with 82 after the Red Raiders' 12 game regular-season schedule.

■ Eldridge's senior season tackles total accounts for 82 if his 113 career FBS tackles. He entered the 2022 season with 31 career tackles over his previous three seasons with the Red Raiders.

■ Over the last four games of the regular season, Eldridge had a 12 tackle performance versus Baylor and a career-best 14 tackles versus Oklahoma.

■ Eldridge's 12 tackles versus Baylor were all solo stops. It remains ranked as tied for the fifth-best performance in the FBS this season entering the postseason. He and 15 others are responsible for 12 solo stops or better in 2022.

■ One of his most stops may have been his first sack since 2020 on a 3rd-and-4 from the TTU15 on Sept. 10 that set Houston back 15 yards and forced an attempted 47-yard field goal that was missed on 4th and 19 late in the third quarter.

■ Because why not? With everything else going Eldridge's way in 2022, he registered his first career interception in the second quarter against Kansas. Postgame he said it was the first time since his high school career at Denton Ryan he got his hands on the ball.

## WATCH OUT! THE DEFENSE IS BEHIND THE LINE OF SCRIMMAGE

■ With 83 team tackles for loss in the regular season, the Red Raiders have the opportunity in the Texas Bowl to record the most TFLs in a single season in the last 10 seasons (2013) with one TFL or the last 20 seasons with 11 versus Ole Miss.

■ Texas Tech ranks No. 20 in the FBS in TFLs per game with 6.9. Texas Tech's 83.0 TFLs are the 17th-most in the FBS among teams that have played 12 or less games (no conference championships).

## SINGLE-SEASON TACKLES AMONG RED RAIDERS

Breakdown of the most tackles by a Red Raider in a single season over the last 20 years (2003-pres.)

Name	Year	Games	Tackles
Micah Awe	2015	13	126
Will Smith	2013	13	120
Dwayne Slay	2005	12	114
Jordyn Brooks	2019	11	108
Bront Bird	2010	13	106
Colin Schooler	2021	13	106
<b>Krishon Merriweather</b>	<b>2022</b>	<b>thru 12</b>	<b>104</b>
Dakota Allen	2017	13	101
Cody Davis	2012	13	101
Ryan Aycock	2003	13	101

## ROLLING SOLO: SINGLE-GAME BESTS

Breakdown of the most solo tackles in a single game by an FBS player this season.

2022 FBS	Date	Opp.	TKLs
Michael Batton (ULM)	11/12	Georgia St.	15
Shaun Dolac (Buffalo)	10/08	Bowling Green	14
Nick Emmanwori (S. Carolina)	9/17	Georgia	14
Darius Joiner (Duke)	9/10	Northwestern	13
<b>Kosi Eldridge (Texas Tech)</b>	<b>10/29</b>	<b>Baylor</b>	<b>12</b>
15 Others	--	--	12

## TEAM TFLs

Texas Tech single season TFL highs over last 20 seasons

Season	TFL
2003	92
2013	84
2022	83
2009	82

## THIS-N-THAT

- If Texas Tech holds its current scoring defense mark (29.5/ppg) after the Texas Bowl, it would be the first time a Tech defense registered as season allowing under 30 points per game since 2009 (22.6/ppg).
- In its seven wins this season, 11 of Texas Tech's 13 takeaways were registered.
- Texas Tech has blocked four kicks this season, ranking tied for ninth-best in the FBS. The four blocks tie for the most in a season for the Red Raiders during the Big 12 era with the 2000 and 2020 squads, respectively. Tech has never had five in this time period.
- Texas Tech enters the Texas Bowl averaging 248.1 passing yards allowed per game, which is on pace to be its lowest clip since 2013 when the Red Raiders surrendered 217.1 yards per contest through the air.
- Three Red Raiders recorded double-digit tackles in its contest versus Baylor (**Kosi Eldridge-12, Krishon Merriweather-12, Tyree Wilson-10**). It was the first time since Nov. 7, 2015 at West Virginia that three players (**Micah Awe, D'Bonta Hinton, Jah'Shawn Johnson**) posted double-digit tackles in the same game.
- The Red Raiders' defense recorded season highs in 2022 for tackles for loss (10) and sacks (4) versus an FBS team at TCU -- Tech posted 13.0 TFLs and four sacks in its season opener versus FCS Murray State. It was the most tackles for loss for the Red Raider defense versus a Big 12 team since recording 12 versus Kansas on Dec. 5, 2020.

## RED ZONE BUSTERS

- Texas Tech limited its opponents in the red zone to converting 11-of-23 (47.8%) times over the last four games of the season, vaulting the Red Raiders' FBS ranking from No. 125 to No. 9 over that four week span.
- The Red Raiders' red zone defense went from being ranked No. 125 in the FBS after their eighth game versus Baylor, up to No. 84 after holding TCU to 3-for-6 on its trips to the red zone, climbed to No. 45 after holding Kansas to 3-for-6 on its trips to the red zone and all the way up to No. 14 after holding Iowa State 1-for-5. Oklahoma converted on four of its six trips to the red zone that aided the Red Raiders to move into the FBS Top 10 for red zone defense.
- Opponents are converting at an 73.6 clip (39-of-53) in the red zone against Texas Tech, which is No. 1 in the Big 12.
- While no points are obviously the preference, Texas Tech has been holding opponents to field goals as much as any team in the nation. In fact, 16 of Tech's 39 opponent red zone conversions have been field goals, which is one FG short of the national lead 17.
- With Texas Tech's aggressive nature on fourth downs, the philosophy to hold opponents to just a field goal is part of **Joey McGuire** and **Tim DeRuyter's** challenge to the defense to "put out the fire."

## STAR OF THE SHOW

- **Marquis Waters**, a defensive back that plays the "STAR" in DeRuyter's system, ranks second on the team in tackles for loss with 12.5, only trailing first round NFL Draft pick hopeful **Tyree Wilson's** 14.0.
- Waters 12.5 TFLs this season currently leads all defensive backs nationally.
- Waters 12.5 TFLs rank as the most by a Red Raider defensive back dating back to the 2000 season.
- Waters has registered at least 0.5 tackles for loss in 10-straight games and has recorded at least one full TFL in 8 of the last 9 games.
- The sixth-year senior recorded a career-high 3.0 tackles for loss on Oct. 22 against West Virginia. It was the first time since Oct. 6, 2012 that a Texas Tech defensive back posted 3.0 TFLs or better as he joined Cornelius Douglas' performance vs. Oklahoma. He's the only other DB to do so since 2000.
- Four different Red Raiders have registered games with 3.0 TFLs or better this season. **Philip Blidi** (Gm. 1 vs. Murray State), **Tyree Wilson** (Gm. 3 vs. NC State), **Waters** (Gm. 7 vs. West Virginia) and **Tony Bradford Jr.** (Gm. 8 vs. Baylor).

## FORCE(S) UP FRONT

- With **Jaylon Hutchings'** last start in the regular season finale, the staple of the front line made his team leading 45th-consecutive start for the Red Raiders.
- Hutchings is the third highest-graded interior defensive lineman (84.0) by *Pro Football Focus* in the Big 12 this season, and this ninth-highest graded interior linemen from a Power Five program. He is one of four in the Big 12 that owns a grade above 80.0 and one of 18 Power Five interior lineman above 80.0 this season.
- Among down-linemen, the nose tackle owns a team-best 44 tackles. He sports the seventh-most tackles on the team.
- Not many defensive linemen in college football have a carry on their career stat sheet, let alone three. Hutchings can proudly boast he might be the rare exception, however, as he was used on two offensive snaps during the regular season finale against Oklahoma. On the first play he was targeted on a pass attempt that was out of his reach but on the very next play Hutchings rushed the ball for a 1-yard touchdown. He also totaled nine yards on the ground in 2019 as part of two fake punt attempts. Hutchings, a former running back despite his size at Forney High School, was included this summer on the annual "Freaks List" column by Bruce Feldman of *The Athletic*.
- Hutchings' classmate on the line **Tony Bradford Jr.**, posted a career-high 3.0 TFLs against Baylor. It bested his 2.5 TFLs versus Kansas in 2020. The duo of Hutchings and Bradford have started 69 games and made 42.5 career TFLs and 18.5 career sacks AND both announced on Dec. 6 their intentions to return for one more season of football with the Red Raiders.

## WHO DOESN'T LOVE A PAIR OF 6-3 CORNERS

- Also, who doesn't love a pair of 6-3 senior corners who have both elected to return for Super Senior season in 2023? Texas Tech certainly does as both **Malik Dunlap** and **Rayshad Williams** have announced their respective decisions to return the Red Raiders' backfield in 2023. Each will be sixth-year players next season.
- Both own similar journeys as both arrived at Texas Tech following three seasons elsewhere. Dunlap spent three seasons at N.C. State and has been at Tech the last two seasons while Williams experienced three seasons at UCLA before the last two at Texas Tech.
- The duo recieved postseason all-conference honors; Dunlap was named a second-team All-Big 12 player while Williams earned an honorable mention nod.
- Dunlap has used his size to be one the top pass defenders in the country in 2022 as he led the Big 12 with 11 pass breakups during the regular season and sits tied for 24th in the FBS in that category heading into bowl season.
- Dunlap started 10 of the 11 games he played in during his second season with the Red Raiders, an injury being the setback that kept him out of all 12 games.
- Meanwhile, Williams, who owns seven pass breakups for the season, had one of the top performances by a Red Raider in recent memory as he logged five pass breakups in a single game at No. 7 Oklahoma State. It was the most in a single game since **Justis Nelson** recorded five pass breakups on Oct. 25, 2014, at TCU.
- Williams leads the Red Raiders with 830 defensive snaps this season.
- Since not getting the start in his first career game as a Red Raider last year, Williams' has started the last 24 games in a row. It's the second longest streak on the defense and third longest on the team.
- While these two have plenty to be proud of swatting the ball away from receivers, Dunlap and Williams broke through in the same game (vs. West Virginia) with their first career interceptions, respectively.

## AFCA GOOD WORKS TEAM



Texas Tech senior defensive lineman **Tony Bradford Jr.** has made it his mission since arriving on campus to better the community he now calls home. That determination earned him a significant honor this season as he has been named to the 2022 Allstate AFCA Good Works Team.

Bradford is one of 11 student-athletes from the Football Bowl Subdivision (FBS) and 11 more from the Football Championship Subdivision (FCS), Division II, Division III and NAIA ranks as well as one honorary head coach to make up the final roster of 23 award recipients from across college football on the Good Works Team. He is the only Big 12 student-athlete named to the prestigious team.

Bradford becomes the fourth Red Raider student-athlete all-time to be recognized on the Good Works Team, joining the likes of Brian Duncan (2008), Montae Reagor (1998) and Dane Johnson (1997). Former head coach Matt Wells was previously the honorary head coach on the 2021 team.

Over his four years on campus, Bradford has been a vocal proponent in getting the Red Raiders active in the Lubbock community on a regular basis and also seeking positive change throughout West Texas.

Bradford is the driving force behind a Texas Tech football program that has committed more than 2,000 hours of community service the past two years alone, contributing to visits to local elementary and junior high schools, the Ronald McDonald House, the Texas Boys Ranch, South Plains Food Bank, Habitat for Humanity, Burgers and Badges and area children's homes.

Possibly his biggest impact has been felt on the youth of tomorrow as Bradford regularly meets with local youth athletes to encourage them to be a positive example for their community. Following the murder of George Floyd, Bradford helped organize community cleanups and voter registration drives in East Lubbock not far from the Texas Tech campus. While there, he was able to encourage and ultimately brighten the day of many underserved youth in East Lubbock through pick-up basketball games and various other activities. Bradford also helped organize peace walks on the Texas Tech campus and in East Lubbock to promote injustice issues and need for peace in communities.

In addition to his role in the community, Bradford has taken steps to advance his future career in law enforcement by serving as a security guard with the Texas Tech Police Department. Bradford, who lists becoming a police chief as his goal after football, has worked with the police department each of the past three springs to gain valuable knowledge of the profession. Thus, during the spring, Bradford will often go from a morning workout, to a class to potentially riding along with a member of the Texas Tech police department to protect his peers on campus.

He regularly worked Texas Tech's home basketball events, assisting with traffic control and in-venue security. His future work in law enforcement stems from his desire to not only help others but also to "be the change in the community." In his words, for society to change for the better, it will take leaders like himself to be part of that positive change.

The respect Bradford has gained off the field has led to a bigger voice for important topics on campus and within the Big 12 Conference. Bradford is a longtime member of the Texas Tech Student-Athlete Advisory Committee and was selected this year to represent the university as part of the Big 12 Champions for Life campaign. With that, he was able to attend the Big 12's annual meetings this May as a student-athlete voice and to also be recognized for his work in the community. Bradford was previously selected this past fall as one of two Big 12 representatives on the NCAA Division I Football Oversight Committee Student-Athlete Connection Group.

## THE MCNAMARA RECORD BOOK

## TEXAS TECH SINGLE-GAME LONGEST PUNTS

1.	Austin McNamara vs. West Virginia (2020)	87
2.	R.W. Moyers vs. West Texas State (1945)	85
3.	David Kuykendall vs. Arkansas (1975)	79
4.	Buddy Hill vs. Tulsa (1954)	78
	Ken Vinyard vs. Kansas (1966)	78
	Johnny Odom vs. Boston College (1971)	78
	Mark Bounds vs. Texas (1991)	78
8.	Robert King vs. Rice (1992)	77
	Robert King vs. Texas A&M (1993)	77
10.	Johnny Odom vs. SMU (1970)	76
11.	Johnny Odom vs. Texas (1970)	75
	Maury Buford vs. Texas A&M (1978)	75
	Robert King vs. Wyoming (1992)	75

## TEXAS TECH SINGLE-SEASON AVERAGE LEADERS

1.	Austin McNamara (2021)	48.2
2.	Mark Bounds (1991)	46.8
3.	Austin McNamara (2020)	46.3
4.	Taylor Symmank (2015)	46.0
5.	Alex Reyes (2006)	45.2
6.	Austin McNamara (2019)	45.0
7.	Maury Buford (1981)	44.8
-	Austin McNamara (2022)	44.4
8.	Maury Buford (1978)	44.1
9.	Ryan Erxleben (2013)	43.0
	Alex Reyes (2003)	43.0
11.	Alex Reyes (2005)	42.8
12.	Robert King (1993)	42.7

## TEXAS TECH CAREER AVERAGE LEADERS

-	Austin McNamara (2019-Present)	45.8
1.	Taylor Symmank (2012-15)	43.7
2.	Alex Reyes (2003-06)	43.3
3.	Maury Buford (1978-81)	43.2
4.	Robert King (1992-93)	42.6
5.	Ryan Erxleben (2009, 2011-13)	41.9
6.	Dominic Panazzolo (2017-18)	41.7
7.	Jeremy Hernandez (1996-98)	40.1
	Jamie Simmons (1986-89)	40.1
9.	Michael Barden (2015-18)	40.0
10.	Brad Cade (1994-95)	39.8
	Clinton Greathouse (2000-02)	39.8
	Eric Rosiles (1999-00)	39.8

## BIG 12 CONFERENCE SINGLE-GAME LONGEST PUNTS

1.	Austin McNamara vs. West Virginia (2020)	87
2.	Michael Turk (OU) vs. Texas (2021)	85
	Tress Way (OU) vs. Utah State (2010)	85
4.	Sam Koch (Neb) vs. Pittsburgh (2005)	84
5.	Curtis Ansel (KU) vs. Baylor (2002)	83

## BIG 12 CAREER AVERAGE LEADERS (min. 100 punts, 2 seasons)

1.	Quinn Sharp (Oklahoma State, 2009-12)	45.9
-	Austin McNamara (2019-Present)	45.8
2.	Michael Dickson (Texas, 2015-17)	45.3
3.	Daniel Sepulveda (Baylor, 2003-06)	45.2
4.	John Torp (Colorado, 2002-05)	44.9
5.	Shane Lechler (Texas A&M, 1996-99)	44.7
6.	Justin Brantly (Texas A&M, 2005-08)	44.4
7.	Trevor Pardula (Kansas, 2013-14)	44.0
	Tress Way (Oklahoma, 2009-12)	44.0
9.	Nick O'Toole (West Virginia, 2013-15)	43.9

## BIG 12 SINGLE-SEASON AVERAGE LEADERS (min. 40 punts)

1.	Austin McNamara (2021)	48.2
2.	Mark Mariscal (Colorado, 2002)	47.6
3.	Michael Dickson (Texas, 2017)	47.4
	Michael Dickson (Texas, 2016)	47.4
5.	Shane Lechler (Texas A&M, 1997)	46.9
6.	Cameron Dicker (Texas, 2021)	46.7

## AN ALL-TIMER

Senior punter Austin McNamara has firmly cemented his name in the program's record book as one of the best to have ever done it at Texas Tech. The senior punter started the 2022 season at the top of all three major punting categories in school history - career average leader (46.3), single-season average leader (48.2), and longest punt (87) in a game - and remains on top entering game No. 13 of his fourth season.

McNamara not only leads the way in the Texas Tech record book, but the Big 12 record book as well. It started with the longest boot by any Big 12 player in league history when he launched an 87-yard punt on Oct. 24, 2020 in Lubbock versus West Virginia. His career average entering the 2022 season (46.3) was the highest of any Big 12 player before him, and McNamara remains in the hunt to get the top spot back.

- 2019 Freshman All-America
- 2019 First Team All-Big 12
- 2020 First Team All-Big 12
- 2021 Second Team All-Big 12
- 2021 First Team Academic All-Big 12



## SPECIAL TEAMS NOTEBOOK

## MORE ON MCNAMARA...

- Punter **Austin McNamara** entered the 2022 season with the top career average (46.3) in the FBS among career active leaders with at least a minimum of 100 career punts. That average has dropped to 45.8 but he remains in the Top 5 with the fifth-best career average among all FBS punters. The average has slightly dipped due to his 44.4 yards per punt average after the 12-game regular season.
- While McNamara currently owns his lowest season average since his freshman year, the 44.4 average would still rank eighth on the all-time single season average Top 10 at Texas Tech and it ranks as the 20th-best average in the FBS for the 2022 season.
- McNamara set the program record for single season punting average (48.2) in 2021 after booting 42 punts for 2,023 yards. It smashed the Tech single-season record of 46.8 that was set by **Mark Bounds** in 1991. He is the only Red Raider with two of the top-five punting averages currently in the school record book.
- By bombing eight punts of at least 50 yards in a single game, McNamara set a new single game FBS record on Nov. 20, 2021 against Oklahoma State. The performance broke the previous FBS record of seven that was set by Colorado's Mark Mariscal in a 2002 home game against Southern California. McNamara averaged 56.4 yards per punt overall against the Cowboys, which finished just shy of the Texas Tech single-game record of 57.0 yards an attempt that was set by **Alex Reyes** in a 2004 win versus Baylor (only three attempts).
- For games that included nine or more punts, McNamara's 56.4 average ranked as the second-best performance in all of FBS football in 2021 behind San Diego State's Matt Araiza's 56.8 average (nine attempts) in a home game against New Mexico State. It marked the third-highest for any punter with at least nine attempts in a game dating back to 2000, trailing only the clips from Wake Forest's Dom Maggio in a 2019 contest at Clemson (57.7) and Araiza and his 56.8 average versus New Mexico State.
- McNamara set social media on fire midway through the 2020 season with his booming 87-yard punt against West Virginia, which marked the longest by an FBS kicker since 2017 and the longest in Texas Tech and Big 12 history. McNamara broke the Texas Tech single-game record for the longest punt that was previously set by **R.W. Moyers** in 1945 against West Texas State. Moyers launched an 85-yard punt in the win, which is the only other punt of 80 yards or longer in school history.

## SPECIAL SEASON FOR WOLFF

- Senior kicker **Trey Wolff** finished the regular season as one of the most accurate kickers in the FBS, converting 18-of-21 (85.7) attempts with some memorable kicks that won't be forgotten around Lubbock for a long time as his foot propelled the Red Raiders to wins against both Texas and Oklahoma in 2022.
- Wolff has been perfect in 2022 on kicks inside 39 yards, converting 12-of-12. He is 4-of-7 from 40-49 and perfect from 50-plus going 2-of-2 on a pair of 51-yard kicks (career-long).
- Wolff has converted on 11-straight kicks dating back to Oct. 8, should he extend that streak at the Texas Bowl he could potentially set or tie the school record for consecutive makes which is 13. That record is held by two Red Raiders which includes last year's kicker, Jonathan Garibay, who unseated Wolff for primary duties in 2021, as well as Clayton Hatfield in 2018.
- Wolff sits in solo third for the most single season makes in program history with 18 in 2022. Coincidentally, of the two leaders in front of him, one is his own 2019 season mark of 20 while the top spot is owned by Ryan Bustin who made 23 field goals in 2013.
- For his career, Wolff ranks No. 8 at Texas Tech for career field goals with 39 (39-of-48). Wolff started his career very strong, going 20-for-22 on field goals in 2019, ranking him as one of the most accurate kickers in the country. He became only the second Tech player since 2000 to record a field goal percentage of 90.0 or higher (90.9), joining then-school-record holder **Clayton Hatfield** (92.9 percent) from 2016. Wolff went 1-for-5 in 2020 and did not attempt a field goal in 2021.
- Wolff played hero three times this season (vs. Houston, Texas, Oklahoma). He put a then-career-long 47-yarder between the uprights with 0:03 remaining on the game clock to push the Houston contest into the first of two overtime periods. Versus the Longhorns, Wolff connected on a 45-yard try with 0:21 left in regulation to give Texas Tech a 34-31 lead. Texas' kicker countered to tie the game, but it was Wolff who hit the game-winning 20-yard field goal in overtime to win the game. His last kick in Lubbock, a 35-yard field goal, pushed Texas Tech past Oklahoma in overtime.
- At K-State, Wolff closed the first half with a career-long 51 yarder; at home vs. Kansas he again closed the half with a 51-yarder.
- Wolff connected for his first field goal since Nov. 7, 2020, a 25-yarder, in the first qtr. against Houston on Sept. 10.
- Wolff announced on Dec. 6 he will forego his final season of eligibility to pursue a professional career in the NFL following the Red Raiders' appearance in the TaxAct Texas Bowl. Gino Garcia, meanwhile, transferred to Texas Tech from Houston Baptist prior to the 2022 season and will be in line for duties in 2023. Garcia was a 2021 first-team honoree on the All-Southland Conference team.

## TEXAS TECH CAREER FG LEADERS

1.	Ryan Bustin (2012-14)	50
	Clayton Hatfield (2015-18)	50
3.	Alex Trtica (2004-07)	48
4.	Bill Adams (1977-79)	43
5.	Ricky Gann (1981-84)	41
	Scott Segrist (1985-88)	41
7.	Lin Elliott (1988-91)	40
8.	Trey Wolff (2019-present)	39
9.	Jon Davis (1991-94)	35
	Chris Birkholz (1998-00)	35

## TEXAS TECH CAREER PAT LEADERS

1.	Alex Trtica (2004-07)	233
2.	Clayton Hatfield (2015-18)	195
3.	Ryan Bustin (2012-14)	153
4.	Matt Williams (2008-10)	149
5.	Trey Wolff (2019-present)	104
6.	Jon Davis (1991-94)	103
7.	Lin Elliott (1988-91)	100
8.	Robert Treece (2001-02)	97
9.	Scott Segrist (1985-88)	92
10.	Chris Birkholz (1998-00)	88



## HEAD COACH JOEY MCGUIRE

There's been a key ingredient to Joey McGuire's success throughout his career: authentic relationships.

It's the reason he became beloved as a high school coach, leading Cedar Hill to three state championships despite inheriting a program that had never won a playoff game prior to his promotion. It's also why he was so successful in transitioning to the collegiate level, helping rebuild a Baylor program that turned into a Big 12 contender during his tenure.

Now, McGuire will look to do the same at Texas Tech where he enters his first season as head coach. McGuire, a 2020 inductee into the Texas High School Coaches Association Hall of Honor and a 2022 member of the Texas High School Football Hall of Fame, was named the 17th head coach in program history by Director of Athletics Kirby Hocutt on Nov. 9, 2021.

In the short time since his hire, it hasn't taken long to quickly see McGuire's extensive ties to the state of Texas at work as Texas Tech has already established itself as the unofficial home to the Texas High School Coaches Association (THSCA). Those ties have already paid dividends early in his tenure as McGuire and his staff were able to sign an impressive 2022 class that ranked in the top-40 nationally. It marked the highest-ranked recruiting class for the Red Raiders since the 2012 class.

Texas Tech's success on the recruiting trail has stemmed, in part, due to the relationships McGuire has formed throughout the state through his connections with the THSCA. It can also be contributed to the charter staff he assembled shortly after his hire, namely with several successful assistant coaches who, like McGuire, began their careers at the high school level.

McGuire created one of the most-memorable turnaround stories in Texas high school football history during his 14 seasons leading Cedar Hill. The Longhorns not only won at a high level under McGuire, but they transformed into one of the state's most dominant programs with its first state title in 2006 and then back-to-back state crowns in 2013 and 2014.

Cedar Hill was an impressive 141-42 during McGuire's tenure, going from an unknown to a state champion in only his fourth season as head coach. The Longhorns' dynasty featured 12-consecutive playoff appearances, nine bi-district titles and seven district crowns under McGuire, including another appearance in the state title game in 2012 where Cedar Hill fell to Katy.

McGuire, at only the age of 31, was promoted to head coach at Cedar Hill prior to the 2003 season following six seasons as an assistant coach. Cedar Hill had not recorded a winning season in the eight years prior to his promotion, a streak he quickly ended with a 6-4 campaign in his debut. McGuire was previously an assistant coach at his alma mater, Crowley High School, during the 1995 and 1996 seasons prior to his move to Cedar Hill.

The back-to-back state titles provided McGuire with several opportunities to depart for the collegiate level, a move he wouldn't make until after the 2016 season when Matt Rhule contacted him shortly after his hire as the new head coach at Baylor. Needing someone with extensive ties throughout the state of Texas, Rhule hired McGuire initially as his tight ends coach. The move was perfect timing for McGuire, who had remained at Cedar Hill to coach his son, Garret, for his final two seasons.

Baylor reached bowl eligibility three times with McGuire on staff and were in the midst of an eventual run to the Big 12 crown and a second appearance in the Allstate Sugar Bowl when McGuire was tabbed as Texas Tech's new head coach late in the 2021 season. McGuire served as Baylor's associate head coach during each of his final three seasons as he oversaw three different position groups during his tenure: tight ends (2017-18), defensive ends (2019) and outside linebackers (2020-21).

Following his success helping rebuild the Baylor program, Texas Tech was an ideal fit for McGuire, whose daughter, Raegan, was a recent graduate of the university. McGuire had visited Lubbock numerous times previously either to see his daughter or earlier in life when several life-long friends attended the university. McGuire likes to say he would have attended Texas Tech, himself, had he not met his wife, Debbie. He eventually earned his bachelor's degree in kinesiology from the University of Texas at Arlington in 1995.

The couple's two children are also highly successful in their own walks of life as Garret is entering his third season as a member of the Carolina Panthers coaching staff. He was previously a quarterback at Baylor from 2017-20 before joining the coaching profession. Raegan, meanwhile, is a fashion designer for AMUR in New York City. She is engaged to her fiancé, Joe Tocco.

### INSIDE JOEY MCGUIRE & THE BRAND



#### THE BRAND

The core tenant of the Texas Tech football program under McGuire revolves around The Brand, which stands for his desire that the Red Raiders become the "toughest, hardest-working, most-competitive team in the country." On his final interview for the Texas Tech position, McGuire described his vision for the Red Raider program using The Brand, which President Lawrence Schovanec said "describes West Texas."



#### THE HALL OF FAMER

There likely isn't a power-five football program in the state of Texas with better ties to its high school coaches than at Texas Tech as McGuire hired five members of his charter coaching staff that have ties to the Texas High School Coaches Association. McGuire, himself, is already a legend at the prep level as a member of the THSCA Hall of Honor and the Texas High School Football Hall of Fame.



#### COVER GUY

McGuire received one of the highlights of his career this past summer as he graced the cover of *Dave Campbell's Texas Football* alongside longtime friend and UTSA head coach Jeff Traylor. The publication, dubbed the football Bible of Texas, documented McGuire and Taylor's rise from state champion high school coaches to successful collegiate head coaches with the appropriate title, "Forged on Fridays."

### INSIDE JOEY MCGUIRE

#### JOEY MCGUIRE FILE

Hometown	Crowley, Texas
Education	Texas-Arlington '95 (Kinesiology)
Wife	Debbie
Children	Daughter: Raegan; Son: Garret

#### COACHING HISTORY

Year	Position
2022-present	Texas Tech Head Coach
2020-21	Baylor Associate Head Coach (Outside Linebackers)
2019	Baylor Associate Head Coach (Defensive Ends)
2017-18	Baylor Assistant Coach (Tight Ends)
2003-16	Cedar Hill High School Head Coach
1997-02	Cedar Hill High School Assistant Coach
1995-96	Crowley High School Assistant Coach

#### BOWL GAMES (4)

2022	TaxAct Texas Bowl
2021	Allstate Sugar Bowl*
2019	Allstate Sugar Bowl
2018	Academy Sports + Outdoors Texas Bowl

\* bowl came after he already accepted the Texas Tech position.

#### RECORD AGAINST OPPONENTS

Opponent	Overall	Home	Away	Neutral
Baylor	0-1	0-1	0-0	0-0
Houston	1-0	1-0	0-0	0-0
Iowa State	1-0	0-0	1-0	0-0
Kansas	1-0	1-0	0-0	0-0
Kansas State	0-1	0-0	0-1	0-0
Murray State	1-0	1-0	0-0	0-0
N.C. State	0-1	0-0	0-1	0-0
Oklahoma	1-0	1-0	0-0	0-0
Oklahoma State	0-1	0-0	0-1	0-0
Ole Miss	0-0	0-0	0-0	0-0
TCU	0-1	0-0	0-1	0-0
Texas	1-0	1-0	0-0	0-0
West Virginia	1-0	1-0	0-0	0-0

#### RECORD VERSUS CONFERENCES

Conference	Overall	Home	Away	Neutral
American	1-0	1-0	0-0	0-0
ACC	0-1	0-0	0-1	0-0
Big Ten	0-0	0-0	0-0	0-0
Big 12	5-4	4-1	1-3	0-0
Conference USA	0-0	0-0	0-0	0-0
FBS Independents	0-0	0-0	0-0	0-0
Mid-American	0-0	0-0	0-0	0-0
Mountain West	0-0	0-0	0-0	0-0
Pac-12	0-0	0-0	0-0	0-0
SEC	0-0	0-0	0-0	0-0
Sun Belt	0-0	0-0	0-0	0-0
FCS Opponents	1-0	1-0	0-0	0-0

#### NFL DRAFT PICKS

Name	Year	Rd.	Pick	Team
Terrel Bernard, OLB*	2022	3rd	89	Buffalo
William Bradley-King, OLB*	2021	7th	240	Washington
James Lynch, DL*	2020	4th	130	Minnesota
Bravion Roy, DL*	2020	6th	184	Carolina

#### ALL-BIG 12 SELECTIONS

Name	Year	Team
James Lynch, DL	2019	1st
Vravvion Roy, DL*	2019	1st
Terrel Bernard, OLB*	2020	2nd
Terrel Bernard, OLB*	2021	1st
Tyree Wilson, OLB/DE	2022	1st
Malik Dunlap, DB	2022	2nd

\* designates student-athletes from his position room at Baylor

## WHAT THEY ARE SAYING...

■ **Bob Stoops, former Oklahoma head football coach**

"I believe this is an awesome hire, I've known Joey a long time, since my first couple of years here going to recruit down in the Dallas area. He's always run a first class program, always very positive and was always close and connected with his players. The players love playing for him. I think football is relative and you do a great job, at whatever level you're playing, I think there is no reason you can't do it at a different level. He got great experience being at Baylor for the last 5 years, being with Matt Rhule, who I think is a heck of a coach. The same thing with Dave Aranda, who's doing a great job in his second year [at Baylor]. He's been influenced by two head coaches that have had really strong success. I believe that Joey is a person that connects, motivates players, and he will connect with the community and high school coaches around the state of Texas. I think he will do a great job."

■ **Matt Rhule, Nebraska head coach, former HC at Baylor**

"I think he will be unbelievable ushering in a new era at Tech. I think that he's one in a million. There are not many people like Joey McGuire as a person, as a coach. I think that there's not ever going to be a bad day ever in that facility, those players are going to be developed, they're going to be loved, they're going to be honed, they're going to be developed in every aspect of their life. He's going to bring excitement to all West Texas, especially to Lubbock. For Red Raider Nation I think he's absolutely going to be a bolt of energy, throughout the entire athletic department and you guys are going to play really good football too."

■ **Kim Mulkey, LSU head women's basketball coach**

"I am so happy for Joey. Not only is he a great coach, he has the people skills to recruit. He is well connected to the Texas high school coaches. Texas Tech will love him and his wife, Debbie and their two children."

■ **Mack Brown, North Carolina head football coach**

"I'm thrilled Coach McGuire is receiving this opportunity at Texas Tech because he's earned it. He was a great high school coach during my time at Texas and it doesn't surprise me at all that he's worked his way to a head coaching position in the Big 12. He's a smart, innovative coach, who brings deep ties to Texas high school football with him to Lubbock. I've always admired him, and if I had a son, I would want him to play for Coach McGuire. I think Texas Tech made a smart decision here and Coach McGuire will do an excellent job for them."

■ **Joe Martin, Executive Director of THSCA**

"I am very proud and excited for Joey on being selected the next head football coach at Texas Tech. He is a homegrown product starting as a player at Crowley and working his way up the ranks to head coach at Cedar Hill and eventually as associate head coach at Baylor. He is a past member of the THSCA Board of Directors and has many friends in the high school coaching community across the state. Joey is as good as they come as a coach and we wish him the best!"

■ **Glen West, Assistant Executive Director of THSCA**

"Joey is one of our own. He is a personable friend to many. In the world we live in today where fewer and fewer coaches have fewer communication with college coaches than in the past, this is a refreshing change. We feel there will be an open dialogue with all the high school coaches in the state, and he will get our full support. Joey is never too busy for you. He's the same guy he was at Baylor as he was when he was the head coach at Cedar Hill High School. Parents will love him. Players will love him. It's going to be a fun time. We are over the top excited for his hire at Texas Tech."



## THE UNOFFICIAL HOME OF THE THSCA

Since his hire as Texas Tech's head coach, **Joey McGuire** has made it a point to brand the Red Raiders the "unofficial home of the Texas High School Coaches Association." Already a Hall of Famer, himself, McGuire hired a charter staff filled with experience at both the collegiate and high school levels with five assistant coaches who have previous ties to the THSCA as well as a slew of support staff members.

## TEXAS TECH FOOTBALL STAFF WITH THSCA TIES

Name	THSCA Position
Joey McGuire	Cedar Hill Head Coach (2003-16)
Kenny Perry	Arlington Bowie (2006-12)/Halton City (2004-05)/Sam Houston (2000-03)
Josh Cochran	Lindale H.S. Asst. Coach (2015)
Zarnell Fitch	Lincoln H.S. Head Coach (2013) / Asst. Coach (2011-12)
Emmett Jones	South Oak Cliff H.S. Head Coach (2012-14)
Kirby Ennis (Defensive GA)	North Forney H.S. Asst. Coach (2017-19)
Jah'Shawn Johnson (Defensive GA)	Ennis H.S. Asst. Coach (2020-21)
Brian Nance (Dir. of Scouting)	Temple H.S. Asst. Coach (2018)
Dave Martin (Dir. of Player Development)	Cedar Hill H.S. Asst. Coach (1999-03)

Texas Tech also has three current student-athletes on its roster whose fathers are prominent high school coaches in the state in Allen's Lee Wiginton, the father of redshirt freshman wide receiver **Haydon Wiginton**, Amarillo Tascosa's Ken Plunk, the father of sophomore defensive back **Joseph Plunk** and Eastland's James Morton, the father of redshirt freshman quarterback **Behren Morton**.



## FIRST YEAR SUCCESS UNDER MCGUIRE

■ The 98th season of Texas Tech Football featured a new look on the sidelines this fall with the start of the **Joey McGuire** era as the 17th head coach in program history. Below is a list of facts related to McGuire's successful start as Texas Tech's head coach.

■ McGuire became the eighth head coach in program history to lead the Red Raiders to a bowl game in his debut season following Texas Tech's win over Iowa State. The win over Oklahoma, meanwhile, helped him become the 12th head coach in program history to lead the Red Raiders to a winning record in his first year.

■ McGuire led the Red Raiders to a 5-4 record in Big 12 play, becoming the first head coach to notch a winning conference record (above .500) in his debut season since **David McWilliams** did so in 1986.

■ The success the Red Raiders had in Big 12 play pushed Texas Tech to its most conference wins since 2009 and a fourth-place finish in the standings, its highest since the league went to a 10-team format in 2011. McGuire is the only head coach in program history to defeat both Texas and Oklahoma in the same year.

■ McGuire is the sixth head coach all-time to inherit a football program coming off a bowl appearance, joining the likes of **Steve Sloan**, **Rex Dockery**, **Spike Dykes**, **Tommy Tuberville** and **Kliff Kingsbury**. Of that group, McGuire joins Tuberville and Kingsbury in returning Texas Tech back to a bowl game during debut season.

■ Texas Tech is one of only two power-five schools in the state of Texas to return to a bowl game for a second-consecutive season, joining McGuire's former school in Baylor.

■ Of the head coaches in Texas Tech's history, McGuire resembles Dykes likely the best, not only for his charm and engaging personality but also his ties as a former high school head coach. Dykes spent a decade at the prep level with stops as an assistant in Eastland, Ballinger, San Angelo Central and then head coaching roles at Coahoma, Belton, Big Spring, Alice and Midland Lee.

## TEXAS TECH HEAD COACHES ALL-TIME IN DEBUT SEASON

Name	Year	Record	Bowl
E.Y. Freeland	1925	6-1-2	--
Grady Higgenbotham	1929	1-7-2	--
Pete Cawthon	1930	3-6	--
Dell Morgan	1941	9-2	Sun
DeWitt Weaver	1951	7-4	Sun
JT King	1961	4-6	--
Jim Carlen	1970	8-4	Sun
Steve Sloan	1975	6-5	--
Rex Dockery	1978	7-4	--
Jerry Moore	1981	1-9-1	--
David McWilliams	1986	7-5	Independence
Spike Dykes	1987	6-4-1	--
Mike Leach	2000	7-6	Gallery Furniture
Tommy Tuberville	2010	8-5	TicketCity
Kliff Kingsbury	2013	8-5	Holiday
Matt Wells	2019	4-8	--
Joey McGuire	2022	7-5	Texas

## RECRUITING SUCCESS UNDER MCGUIRE

■ Texas Tech has reaped the benefits of McGuire's ties to the state of Texas in the year following his hire as the Red Raiders have signed two of their best classes now in history. The 2022 class, boosted by McGuire's hiring in November 2021, was ranked as high as 39th nationally by Rivals, a steady improvement from its spot in the 70s prior to his hire.

■ Texas Tech is currently ranked in the top-25 nationally for the 2023 class by both 247Sports and Rivals. Texas Tech has signed 27 high school prospects and three transfers thus far for only its second top-25 signing class in history.

■ One of the key factors in Texas Tech's recruiting success was the hiring of **James Blanchard** as Director of Player Personnel. Blanchard, who flew alongside McGuire to Lubbock as soon as he received the head coaching position, was recently named one of the top rising personnel and recruiting staffers in the country by the On3.com website. Blanchard received a two-year contract extension on Dec. 2, 2022.

## CEDAR HILL CONNECTIONS

■ **Joey McGuire** made his name in the coaching profession during his 14 seasons leading Cedar Hill High School in the Dallas-Fort Worth metroplex. In his first season as Texas Tech's head coach, he'll have five former Cedar Hill standouts on his roster in super senior linebacker **Dimitri Moore**, redshirt freshman outside linebacker **Charles Esters III** and then three true freshmen in defensive lineman **Harvey Dyson III**, defensive lineman **Syncere Massey** and defensive back **Jalon Peoples**.

■ The draw of playing for McGuire was so large for Texas Tech's three true freshmen from Cedar Hill that all three committed the night McGuire was named the Red Raiders' new head coach. Their signing plus several other commitments following McGuire's hiring helped push Texas Tech to its best signing class since 2012.

■ **Dimitri Moore** is the only Red Raider on the 2022 roster who can actively say he knows exactly what it's like playing for McGuire. The sixth-year senior was on McGuire's final team at Cedar Hill in 2016 before embarking on a successful collegiate career with stops at Vanderbilt and Missouri State. Moore was a member of McGuire's final state championship team at Cedar Hill as a sophomore in 2014.

■ While he did not graduate from Cedar Hill, **Jordan Brown** attended the high school up until his senior year as he was a freshman when McGuire departed for Cedar Hill. His older brother, Laquionte Gonzalez, was on a Cedar Hill team under McGuire that played in the Class 6A state title game as a senior in 2012.

## NOT THE ONLY COACH IN THE FAMILY

■ Turn on a television any weekend this fall and you could possibly see another McGuire roaming the sidelines as **Garret McGuire** is currently in his third season as an offensive assistant with the Carolina Panthers. Garret McGuire previously played under his father at quarterback at Cedar Hill High School before enjoying four years as a backup at Baylor.

# TEXAS TECH COACHING STAFF



## ZACH KITTLEY

Offensive Coordinator/Quarterbacks  
1st Season at Tech  
Game Day Location: Sideline

**Career Breakdown:** Kittley, the architect behind one of the nation's top offenses the past two years at both Houston Baptist (2018-20) at Western Kentucky (2021), returned to his alma mater for

his second stint on the coaching staff (2013-17). Kittley has worked with a pair of NFL quarterbacks during his short coaching career, first with Patrick Mahomes II at Texas Tech and then Bailey Zappe at both Houston Baptist and Western Kentucky.



## KENNY PERRY

Associate Head Coach/Special Team Coordinator/Running Backs  
1st Season at Tech  
Game Day Location: Sideline

**Career Breakdown:** Perry, a legendary high school head coach, himself, in the Dallas-Fort Worth metroplex, joined the Red Raider staff after two seasons at

SMU. Perry, who has also been on staff at both Kansas and TCU, spent 14 years as a high school head coach, finishing 67-22 over his final seven seasons at Arlington Bowie alone. He is a former member of the THSCA Board of Directors.



## JOSH BOOKBINDER

Inside Linebackers  
1st Season at Tech  
Game Day Location: Pressbox

**Career Breakdown:** Bookbinder reunites with McGuire after the two previously served on the defensive staff at Baylor (2019-21). Bookbinder was a defensive quality control assistant during that

span for a Baylor program that recorded a pair of 10-win seasons and appeared in two Big 12 Championship games, winning the conference crown in 2021. He is the grandson of legendary Baylor head coach Grant Teaff.



## ZARNELL FITCH

Defensive Line  
1st Season at Tech  
Game Day Location: Sideline

**Career Breakdown:** Fitch, another one-time Texas High School Coaches Association member to join McGuire's charter staff, had previously served in a similar role at TCU. Fitch oversaw the TCU de-

fensive line each of the past six years after beginning his tenure as the Director of High School Relations in 2014. Fitch mentored 11 Horned Frogs who earned All-Big 12 honors during his tenure, a list that featured four first-team selections.



## EMMETT JONES

Passing Game Coordinator/Receivers  
1st Season at Tech  
Game Day Location: Sideline

**Career Breakdown:** Jones, a highly-respected figure from his time as the head coach at South Oak Cliff High School (Dallas), was previously the outside receivers coach for the Red Raiders from

2016-18 after originally joining then head coach Kliff Kingsbury's staff as Director of Player Development. Prior to his return to Lubbock, Jones spent three seasons at Kansas where he oversaw the wide receiver room in 2019 before being promoted to passing game coordinator for the 2020 and 2021 campaigns.



## TIM DERUYTER

Defensive Coordinator  
1st Season at Tech  
Game Day Location: Sideline

**Career Breakdown:** DeRuyter arrived in Lubbock having served as a defensive coordinator or a head coach in each of the past 20 seasons. He has been the defensive coordinator at the likes of

Ohio (1995-98, 2002-04), Navy (1999-00), Air Force (2007-09), Texas A&M (2010-11), Cal (2017-20) and Oregon (2021) over his career as well as a head coach following five seasons leading Fresno State where he led the Bulldogs to consecutive MWC titles.




## C.J. AH YOU

Outside Linebackers  
1st Season at Tech  
Game Day Location: Sideline

**Career Breakdown:** Ah You's hiring marks his return to the Big 12 where he previously starred at Oklahoma (2005-06) before enjoying a six-year NFL career with the St. Louis Rams. He returned

to his alma mater as a defensive quality control assistant for the Sooners during the 2014-15 seasons. He has also served as the defensive line coach at Vanderbilt from 2016-18 and as a quality control coach at USC last season.



## JOSH COCHRAN

Tight Ends  
1st Season at Tech  
Game Day Location: Pressbox

**Career Breakdown:** Cochran shifts over to coach the tight ends after spending the previous two seasons as the co-offensive coordinator and offensive line coach at Austin Peay. Austin Peay was

Cochran's first full-time coaching role at the FBS or FCS levels after previously serving in various roles at both North Carolina (2020) and Baylor (2017-19). Back in July, Cochran was named to Dave Campbell's Texas Football "40 under 40" coaches list.



## STEPHEN HAMBY

Offensive Line  
1st Season at Tech  
Game Day Location: Sideline

**Career Breakdown:** Hamby heads back to West Texas following one season at Western Kentucky where he, along with new offensive coordinator Zach Kittley, helped build one of the top offenses in

the country. Hamby a Texas Tech alum, starred on the offensive line as a Red Raider where he helped lead Tech to four-consecutive bowl appearances, including two trips to the Cotton Bowl. He served as a Graduate Assistant for Tech from 2013-15.



## MARCEL YATES

Passing Game Coordinator/Secondary  
1st Season at Tech  
Game Day Location: Sideline

**Career Breakdown:** Yates, a former defensive coordinator at both Boise State and Arizona, arrives in Lubbock from Oregon where he was the secondary and passing game coordinator during the

2021 season. Oregon closed the season ranked fifth in the FBS for total interceptions (17) and 26th nationally with 22 takeaways following an appearance in the Valero Alamo Bowl. He has worked alongside defensive coordinator Tim DeRuyter each of the past two seasons at both Cal and Oregon.

## QUICK FACTS

### TEXAS TECH UNIVERSITY

Founded	1923
Enrollment	40,322
Nickname	Red Raiders
Chancellor	Dr. Tedd Mitchell
President	Dr. Lawrence Schovanec
Director of Athletics	Kirby Hocutt
Official Mascot	Masked Rider (horse and rider)
Unofficial Mascot	Raider Red (cartoon figure)

### TEAM HISTORY

First Season	1925
All-Time Record/Seasons	587-475-32/98th
All-Time Conference Record	283-261-10
Conference Championships	11
Bowl Appearances/Record	39 (15-23-1)

### STADIUM INFORMATION

Name	Jones AT&T Stadium
Capacity	60,454
Stadium Luxury Suites	85
Stadium Club Seats	1,644
Stadium Surface	FieldTurf (installed 2017)
Band	Goin' Band from Raiderland (400 members)

### TEAM INFORMATION

2021 Overall Record	7-6
Big 12 Record (Finish)	3-6 (T-7th)
Home Record	3-3
Road Record	2-3
Neutral	2-0
Lettermen Returning/Lost	50/28
Starters Returning/Lost (Offense)	4/7
Starters Returning/Lost (Defense)	6/5
Newcomers	48

## SUPPORT STAFF

Head Strength Coach	Lance Barilow (First Season)
Associate Strength Coach	Aaron Hall (First Season)
Assistant Strength Coach	Brandon Lee (Second Season)
Assistant Strength Coach	Brandyn Musgrave (First Season)
Assistant Strength Coach	Beef Watson (First Season)
Associate A.D./FB Admin.	Antonio Huffman (Fourth Season)
Director of FB Operations	Quintin Jordan (First Season)
Director of Player Personnel	James Blanchard (First Season)
Director of Scouting	Brian Nance (First Season)
Director of Player Development	Dave Martin (First Season)
Asst. Dir. Player Development	Sammy Morris (First Season)
Asst. Dir. of Ops & Recruiting	Harrison Hanna (First Season)
Dir. of Recruiting Operations	Kate Shealy (Second Season)
Dir. of On-Campus Recruiting	Preslee Quisenberry (First Season)
Recruiting & Personnel Asst.	Sean Kenney (First Season)
Senior Offensive Analyst	Kirk Bryant (First Season)
Special Teams Analyst	Tyler Schovanec (First Season)
Defensive Quality Control	Ryan Conry (First Season)
Defensive Quality Control	James Lockhart (First Season)
Offensive Quality Control	Diego Ortiz (Sixth Season)
Offensive G.A.	Lou Bunning (First Season)
Offensive G.A.	Trent Vasey (First Season)
Defensive G.A.	Kirby Ennis (Third Season)
Defensive G.A.	Jah'Shawn Johnson (First Season)
Football Dietitian	Hannah Petersen (First Season)
Head Athletic Trainer	Drew Krueger
Assoc. Athletic Trainer	Michael Ramirez
Asst. Athletic Trainer	Katherine Carden
Asst. Athletic Trainer	Steven Lapso
Director of FB Video	Chris Velasquez
Video Coordinator	Eric Gerald
Asst. A.D./Equipment	Zane Perry
Head Equipment Manager	Cayman Ancell
Asst. Equipment Manager	Roger Lira

UNIFORM WATCH (Since 2009)

Over the past decade, Texas Tech has been among the most innovative teams in the country related to team uniforms. The Red Raiders have multiple uniform combinations in their wardrobe and often do not use the same combination twice in a season. Here's a look at Texas Tech's record in various uniform combinations:

Helmet-Jersey-Pants	Record
Black-Black-Black	14-12
Black-White-Black	13-11
Black-Red-Black	14-3
White-White-White	11-7
Black-Red-White	4-0
Black-Black-White	4-4
Black-Red-Red	5-1
Black-White-White	1-4
Black-Gray-Black	1-0
Black-Black-Gray	1-0
Gray-Gray-Gray	1-0
Black-Black-Red	0-1
Black-White-Red	0-4
White-White-Red	0-2
White-White-Black	1-0
White-Black-White	2-2
White-Red-White	1-0
White-Red-Red	1-1

Gray-White-Gray	1-3
Red-Red-White	1-0
Red-White-White	1-1
Red-White-Red	1-3
Red-Red-Red	1-2
Red-White-Black	1-3
Red-Red-Black	0-1
Red-Black-White	0-1
Red-Black-Black	1-0
Black-White-Gray	0-1
Wounded Warrior (2010)	1-0
Wounded Warrior (2011)	0-1
Lone Star Pride (2012)	0-1
Lone Survivor (2013)	0-1
Lone Star Pride (2013)	0-1
Throwbacks - Black (2014)	0-1
White Ombre' (2014)	0-1
Lone Star Pride (2014)	0-1
Black Ombre' (2014)	0-1
Throwbacks - White (2015)	2-0
Throwbacks - Red (2017)	1-2
Throwbacks - White (2018-19)	1-1
Throwbacks - Black-Red-White (2020)	0-1
Throwbacks - Black-Black-Gray (2021)	0-1
Throwbacks - Black-White-Black (2022)	0-1
Throwbacks - Black-Black-Black (2022)	0-1
Throwbacks - Black-White-Red (2022)	0-1

2022 UNI TRACKER	
Murray State	Black-Red-Black
Houston	White-Black-White
NC State	Red-White-Red
Texas	Black-Red-Red
K-State	White-White-White
Oklahoma St.	Throwbacks: Black-White-Black

West Virginia	Black-Red-Black
Baylor	Throwbacks: Black-Black-Black
TCU	Throwbacks: Black-White-Red
Kansas	Red-Black-Black
Iowa State	White-White-Black
Oklahoma	Black-Red-Black



NATIONAL RANKINGS

ASSOCIATED PRESS (Week 15)

Team	Record	Points
1. Georgia (62)	13-0	1574
2. Michigan (1)	13-0	1513
3. TCU	12-1	1430
4. Ohio State	11-1	1398
5. Alabama	10-2	1285
6. Tennessee	10-2	1233
7. Utah	10-3	1110
8. USC	11-2	1068
9. Penn State	10-2	1063
10. Clemson	11-2	1042
11. Kansas State	10-3	1032
12. Washington	10-2	933
13. Florida State	9-3	708
14. Tulane	11-2	681
15. Oregon	9-3	670
16. LSU	9-4	660
17. Oregon State	9-3	644
18. UCLA	9-3	570
19. Notre Dame	8-4	394
20. South Carolina	8-4	382
21. Texas	8-4	305
22. UTSA	11-2	227
23. Troy	11-2	158
24. Mississippi State	8-4	119
25. NC State	8-4	59

**RECEIVING VOTES:** North Carolina 39, UCF 36, Cincinnati 32, Ole Miss 27, Fresno State 25, Purdue 17, South Alabama 17, Illinois 11, Boise State 6, Pittsburgh 4, Minnesota 2, James Madison 1

USAT/AFCA COACHES POLL (Week 15)

Team	Record	Points
1. Georgia (59)	13-0	1523
2. Michigan (2)	13-0	1466
3. Ohio State	11-1	1359
4. TCU	12-1	1353
5. Alabama	10-2	1282
6. Tennessee	10-2	1116
7. Penn State	10-2	1074
8. USC	11-2	1054
9. Kansas State	10-3	1050
10. Utah	10-3	1044
11. Clemson	11-2	1003
12. Washington	10-2	864
13. Florida State	9-3	741
14. Oregon	9-3	661
15. LSU	9-4	635
16. Oregon State	9-3	629
17. Tulane	11-2	591
18. UCLA	9-3	541
19. South Carolina	8-4	354
20. Notre Dame	8-4	323
21. Texas	8-4	300
22. UTSA	11-2	206
23. Mississippi State	8-4	139
24. Troy	11-2	132
25. North Carolina	9-4	95

**RECEIVING VOTES:** NC State 60, Ole Miss 44, UCF 43, Fresno State 37, Pittsburgh 28, Air Force 17, South Alabama 14, Purdue 12, Cincinnati 10, Minnesota 7, Duke 6, Coastal Carolina 5, Illinois 4, Boise State 3

COLLEGE FOOTBALL PLAYOFF (FINAL)

Team	Record
1. Georgia	13-0
2. Michigan	13-0
3. TCU	12-1
4. Ohio State	11-1
5. Alabama	10-2
6. Tennessee	10-2
7. Clemson	11-2
8. Utah	10-3
9. Kansas State	10-3
10. USC	11-2
11. Penn State	10-2
12. Washington	10-2
13. Florida State	9-3
14. Oregon State	9-3
15. Oregon	9-3
16. Tulane	11-2
17. LSU	9-4
18. UCLA	9-3
19. South Carolina	8-4
20. Texas	8-4
21. Notre Dame	8-4
22. Mississippi State	8-4
23. NC State	8-4
24. Troy	11-2
25. UTSA	11-2

TECH IN THE NATIONAL RANKINGS

WEEK	AP	COACHES	CFP
Preseason	NR	NR	--
Week 2	NR	RV	--
Week 3	RV	RV	--
Week 4	NR	NR	--
Week 5	RV	RV	--
Week 6	NR	NR	--
Week 7	NR	NR	--
Week 8	NR	NR	--
Week 9	NR	NR	--
Week 10	NR	NR	NR
Week 11	NR	NR	NR
Week 12	NR	NR	NR
Week 13	NR	NR	NR
Week 14	NR	NR	NR
Week 15	NR	NR	NR
Week 16	--	--	--

THE LAST TIME TEXAS TECH WAS...

Ranked in AP Poll	Sept. 23, 2018 (No. 25)
Ranked in Coaches' Poll	Nov. 3, 2013 (No. 23)
RV in the AP Poll	Sept. 25, 2022 (RV)
RV in Coaches' Poll	Sept. 25, 2022 (RV)

MISCELLANEOUS RECORDS:

Highest Ranking (AP):	No. 2 (Nov. 2-16, 2008)
Highest Ranking (Coaches):	No. 2 (Nov. 9-16, 2008)
Highest Final Ranking (AP):	No. 11 (1938, 1973)
Highest Final Ranking (Coaches):	No. 11 (1973)
Consecutive Weeks Ranked (AP):	20 (2004-06)
Consecutive Weeks Ranked (Coaches):	25 (2004-06)

TAXACT TEXAS BOWL DEPTH CHART

OFFENSE					
LT	76	Caleb Rogers	6-5	305	Jr.-2L
	66	Matt Keeler	6-6	305	So.-SQ
LG	70	Weston Wright	6-6	320	Sr.-3L
	73	Cade Briggs	6-3	300	Sr.-TR
C	56	Dennis Wilburn	6-3	320	Sr.-TR
	65	Sheridan Wilson	6-5	285	Fr.-HS
RG	75	Jacoby Jackson	6-6	335	Fr.-RS
	77	Ethan Carde	6-8	320	Sr.-2L
RT	71	Monroe Mills	6-6	315	So.-TR
	79	Ty Buchanan	6-6	295	Fr.-TR
QB	12	Tyler Shough	6-5	230	Sr.-1L
	2	Behren Morton	6-2	210	Fr.-RS
RB -or-	4	SaRodorick Thompson	6-0	220	Sr.-3L
	28	Tahj Brooks	5-10	230	Jr.-2L
	0	Cam'Ron Valdez	5-9	205	Fr.-RS
TE	88	Baylor Cupp	6-6	250	Jr.-TR
	43	Henry Teeter	6-4	245	Sr.-1L
	89	Jayden York	6-4	240	So.-SQ
X	9	Jerand Bradley	6-5	215	Fr.-RS
	6	J.J. Sparkman	6-4	220	So.-1L
Y	1	Myles Price	5-10	180	Jr.-2L
	20	Nehemiah Martinez I	5-9	205	So.-1L
H -or-	14	Xavier White	6-0	190	Sr.-2L
	13	Brady Boyd	6-1	195	So.-TR
Z	19	Loic Fouonji	6-4	220	So.-1L
	10	Trey Cleveland III	6-4	190	Jr.-2L

DEFENSE					
NT	95	Jaylon Hutchings	6-0	310	Sr.-3L
	42	Vidal Scott Jr.	6-1	285	Sr.-TR
DT	97	Tony Bradford Jr.	6-1	300	Sr.-3L
	98	E'Maurion Banks	6-5	305	Fr.-RS
EDGE	5	Myles Cole	6-6	285	Sr.-TR
	-or- 43	Joseph Adedire	6-3	270	Fr.-HS
WILL	6	Kosi Eldridge	6-0	230	Sr.-3L
	13	Jacob Rodriguez	6-1	235	So.-TR
MIKE	1	Krishon Merriweather	6-0	235	Sr.-2L
	32	Tyrique Matthews	5-11	235	Sr.-3L
OLB	8	Jesiah Pierre	6-2	245	Jr.-1L
	-or- 11	Dimitri Moore	6-3	235	Sr.-TR
	-or- 17	Isaac Smith	6-6	245	Fr.-RS
STAR	9	Marquis Waters	6-1	215	Sr.-1L
	7	Adrian Frye	6-0	205	Sr.-4L
CB	0	Rayshad Williams	6-3	195	Sr.-1L
	7	Adrian Frye	6-0	205	Sr.-4L
S	25	Dadrion Taylor-Demerson	5-11	195	Sr.-3L
	21	Cameron Watts	5-11	195	Sr.-2L
S	18	Tyler Owens	6-2	200	Sr.-TR
	31	Joseph Plunk	5-10	180	So.-SQ
CB	24	Malik Dunlap	6-3	215	Sr.-1L
	22	Maurion Horn	5-11	175	Fr.-HS

SPECIAL TEAMS					
P	31	Austin McNamara	6-4	195	Sr.-3L
	37	Brook Honore'	6-0	185	Fr.-HS
K	36	Trey Wolff	6-4	210	Sr.-3L
	99	Gino Garcia	6-2	200	Jr.-TR
LS	30	Jackson Knotts	5-11	185	So.-1L
	61	Jacob Mauch	6-3	220	Jr.-SQ
KO	36	Trey Wolff	6-4	210	Sr.-3L
	99	Gino Garcia	6-2	200	Jr.-TR
H	31	Austin McNamara	6-4	195	Sr.-3L
	2	Behren Morton	6-2	210	Fr.-RS
KR	86	Jordan Brown	5-11	185	So.-TR
	14	Xavier White	6-0	190	Sr.-2L
	1	Myles Price	5-10	180	Jr.-2L
	20	Nehemiah Martinez I	5-9	205	So.-1L
PR	1	Myles Price	5-10	180	Jr.-2L
	-or- 7	Adrian Frye	6-0	205	Sr.-4L
	-or- 82	Drew Hocutt	6-0	185	So.-TR
	-or- 14	Xavier White	6-0	190	Sr.-2L

PRONUNCIATION GUIDE

Joseph Adedire	A-day-dee-ray
E'Maurion Banks	e-mar-ee-un
Keyon Blankenbaker	Key-on / Blank-N-baker
Philip Bliidi	Blee-dee
Jerand Bradley	Jer-un
Tahj Brooks	Taj
Ethan Carde	Card
Bryson Donnell	Don-L
Coy Eakin	E-Kin
Kosi Eldridge	Co-sigh
Loic Fouonji	Low-ick / Fun-G

Adrian Frye	Fry
James Grando	Gron-do
Brooke Honore'	Hono-Ray
Maurion Horn	Mare-E-on
Ty Kana	Can-uh
Syncere Massey	Sincere / Mass-E
Trevon McAlpine	Trey-von
Gabe Oladipo	Ol-lah-dee-po
Jesiah Pierre	Jah-sigh-ah
Vidal Scott Jr.	Va-Dell
Tyler Shough	Shuck

Dadrion Taylor-Demerson	Day-dree-un
SaRodorick Thompson	Sah-rod-rick
Chadarius Townsend	Cha-dar-ee-us

## OFFENSIVE DEPTH CHART: NOTES

## LEFT TACKLE

## 76 CALEB ROGERS

Jr. | 6-5 | 305

• One of two returning starters on the offensive line from 2021; shifted from a 13-game starter at RT in 2021 to starting all 12 regular season games at LT this year. Owned three starts at LT to close 2020, which attributes to his 28-game starts streak. Once recruited to Baylor by Joey McGuire.

## 66 MATT KEELER

So. | 6-6 | 305

• Learned Thursday before the West Virginia game he would be starting his first FBS game and had strong showing. A native of Illinois; prepped at LaGrange (Ill.) Nazareth Academy before heading to St. Thomas More (Conn.) and then Coffeyville CC (Kan.) before arriving in Lubbock.

## WIDE RECEIVER (X)

## 9 JERAND BRADLEY

R-Fr. | 6-5 | 215

• The R-Fr. tallied over 3,000 yards receiving in his three HS seasons. Led Tech in rec. yards (656) and rec. TDs (5) despite missing one game (concussion protocol) during first full season. Ranked second on team in catches (43). Had a season-best eight catches at Okla. State. Named a 2nd Team Freshman All-American by The Athletic.

## 6 J.J. SPARKMAN

So. | 6-4 | 220

• Missed OSU/WVU games to injury after first 2 career starts the prev. 2 weeks. Had 11 of 14 receptions this season prior to OSU game. Caught 2 TDs passes in '21, both claimed national attention as each was featured on "You Got Moss'd" on ESPN. East Texas native covets being a bass fisherman & hunting wild-hog, hobbies shared w/ family.

## LEFT GUARD

## 70 WESTON WRIGHT

Sr. | 6-6 | 320

• Started 41 of last 42 games. Streak of 33 consecutive starts snapped after missing NC State game due to injury suffered versus Houston. Most experienced player on the offensive side of the ball (42 starts/8-RG in '19, 34-LG from 2020-pres.); one of two returning starters on the offensive line.

## 73 CADE BRIGGS

Sr. | 6-3 | 300

• A transfer from New Mexico that joined Tech in the spring '22. Did not participate in spring ball due to injury. Played guard as a freshman and left tackle the previous two seasons for the Lobos. Made 24 starts over past three seasons at UNM, the last 19 at LT. TTU's back-up Center until Peterson injury.

## WIDE RECEIVER (H)

## 14 XAVIER WHITE

Sr. | 6-0 | 190

• From WR in 2019, to running back in 2020 & 2021, White returned to WR in 2022. The '22 Burtsworth Trophy nominee leads the team in all-purpose yards (897). Shined during 2.5-game injury absence of Myles Price w/ 25 rec., 321 yds & 3 TDs over 3 games. Set career-highs in catches (9 at K-State) & yards (139 vs. WVU). From Lubbock, TX.

## 13 BRADY BOYD

So. | 6-1 | 195

• Transfer from Minnesota welcomed by a familiar face in Joey McGuire; McGuire and Kris Boyd, Brady's father, coached together at Cedar Hill HS. Played in nine games for the Gophers as a true freshman in 2021. Played in 11 games, with one start, in first season at Tech. Scored first career TD Oct. 22 vs. West Virginia.

## CENTER

## 56 DENNIS WILBURN

Sr. | 6-3 | 320

• From two seasons at Texas A&M-Kingsville and the next two at Hutchinson CC (Kan.), earned Texas Tech's starting center spot in fifth year of collegiate football and first at FBS level. Came to Texas Tech as a walk-on. Started all 12 games at C for Tech in 2022. Was a JuCo All-American and national champion.

## 65 SHERIDAN WILSON

Fr. | 6-5 | 285

• Comes from a strong lineage of football players. His father Jon Wilson, four-year starter for Auburn from 1988-92, and his older brother, Preston Wilson, is currently a senior at Oklahoma State and its starting center. Won Class 4A Division I state title junior season with Tech teammate Jack Tucker.

## WIDE RECEIVER (Y)

## 1 MYLES PRICE

Jr. | 5-10 | 180

• Arguably the top target in Kittley's offense when healthy - a position that saw inside slot man Jerreth Sterns score 17 times for WKU last season. Led team in all-purpose yards after first 5 games (missed two games to ankle injury). Leads team with 48 receptions and is third in yards with 478 in eight starts and 10 games.

## 20 NEHEMIAH MARTINEZ I

So. | 5-9 | 205

• Versatile product between RB and WR positions who owned standout high school career at Lubbock Copper H.S. having been tabbed District 3-5A MVP (posted 1,820 all-purpose yards). Emerging as a significant WR threat in 2022 owning fourth-most catches (32) on the team in what's been most playing time of his young career.

## RIGHT GUARD

## 75 JACOBY JACKSON

R-Fr. | 6-6 | 335

• 1st career start at NC St. (at LG) before 4-straight at RG since Landon Peterson was ruled out for the season. Was most used lineman not in regular starting lineup prior to new role. Regularly appeared at RG as a sub, deployed as early as 1Q. Both father, Cedric, and uncle, Byron, played in the NFL.

## 77 ETHAN CARDE

Sr. | 6-8 | 320

• Owns nine starts at Tech. First eight starts came at left tackle, including seven-straight to start 2020 season. Saw first action at guard in Tech's win at West Virginia last season. Spent one season at Coffeyville CC (Kan.), just like teammate Matt Keeler.

## WIDE RECEIVER (Z)

## 10 TREY CLEVELAND III

Jr. | 6-4 | 190

• Having most productive season in fourth year of field time (utilized 4-game RS in 2019). Entered '22 having played in 27 games and logged 19 rec. & 222 rec. yards - owns 22 rec. & 344 yards over 11 games in '22 - including career-high 100-yard game at Oklahoma State. From DFW area. Legal name is Earl Cleveland III but goes by Trey.

## 19 LOIC FOUONJI

Jr. | 6-4 | 210

• Missed end of 2021 season and first 12 spring football practices to a shoulder injury; fully recovered in for fall camp. Clocking running as fast as 23 mph during offseason workouts. Enjoys singing gospel or country. First sport was soccer; moved to U.S. at 8-years-old from Cameroon.

## RIGHT TACKLE

## 71 MONROE MILLS

So. | 6-6 | 315

• Joined Tech in spring. The Okla. St. transfer garnered first team reps at RT throughout the spring, helping build an edge for the spot heading into fall camp and ultimately the 2022 season. Started nine games. Suffered practice injury in front of WVU game, leading to missing WVU, BU and TCU contests.

## 79 TY BUCHANAN

R-Fr. | 6-6 | 295

• Missed last three game to injury after first career start versus TCU. Arrived this summer; transfer from USC after one season - redshirted. A consensus top-100 state recruit coming out of Corpus Christi Calallen last year. Tabbed the District 15-4A Most Valuable Offensive Lineman as a senior.

## TIGHT END

## 88 BAYLOR CUPP

Jr. | 6-6 | 250

• First-year transfer from Texas A&M. Out of HS, was ranked the top tight end and the No. 2 recruit in the state by 247Sports. Played in 10 games over three years (2019-21) while battling injuries at A&M. Started 5 of last 6 games entering Texas Bowl. Caught game-deciding TD at Iowa State in 4th Qtr. that clinched bowl eligibility for Tech.

## 43 HENRY TEETER

Sr. | 6-4 | 245

• Former walk-on surprised with scholarship in Aug. 2021. Mother, Felicia Teeter, serves as tight ends coach for Estacado H.S. in Lubbock. The blocking tight end owns five catches for 56 yards in 2022. Caught first career touchdown versus Baylor. A one-yard pass on the goal-line from Behren Morton.

## QUARTERBACK

## 12 TYLER SHOUGH

Sr. | 6-5 | 230

• Owns four starts in 2022. Owns 7-1 career record as the Red Raiders' starter. For the 3rd-straight season, won fall camp QB competition; was named 2022 starter on Aug. 21. Was tabbed starter after 2021 camp competition and won Oregon's preseason competition in 2020. Played the role of now-Los Angeles Chargers' quarterback Justin Herbert's primary back-up in 2019 before starting all seven games, including the Fiesta Bowl, in the COVID-shortened 2020 season. In the fourth game of 2021, suffered season-ending broken collarbone diving into the end zone at Texas. In first game of 2022, suffered broken collarbone that sidelined him until entering in the 4Q vs. Baylor (game 8). Entered TCU (game 9) contest in 2Q for injured Morton. Made first start since season opener vs. Kansas (game 10) on Nov. 12. It was his first start where he finished the game since Sept. 18, 2021 vs. FIU. Had top performance as a Red Raider last time out vs. Oklahoma setting career highs in passing yards (436) and completions (31) and attempts (50).

## 2 BEHREN MORTON

R-Fr. | 6-2 | 210

• Owns four starts in 2022. Fourth freshman since 1999 to have 300-yard passing game in first career start, joining Donovan Smith, as well as Baker Mayfield and Davis Webb. Was the highest-rated quarterback to ever sign with the Red Raiders after totaling more than 8,800 passing yards and 84 touchdowns in three seasons at Eastland High School. He was a consensus four-star prospect, ranking sixth nationally among pro-style quarterbacks. Morton grew up in Lubbock for part of his youth as his father was the head football coach at Monterey High School in Lubbock for 11 years.

## RUNNING BACK

## 4 SARODORICK THOMPSON

Sr. | 6-0 | 220

• A fixture in the Red Raiders backfield since 2019 that will presumably be playing his last game with the Red Raiders in the Texas Bowl. Served as a team captain each of the past four seasons, was one of three redshirt freshmen elected to the captains circle in 2019. Led Tech in rushing as a redshirt freshman and sophomore - becoming the eighth Red Raider freshman in program history to lead team in rushing, and first Red Raider underclassman to lead back-to-back seasons since Taurean Henderson was the team leader over four-straight seasons from 2002-05. The duo of Thompson and Tahj Brooks began in his third season starting the two-back system share - Thompson continued to lead the team in attempts and rushing touchdowns and ranked second for total rushing yards in '21. Became the 14th Red Raider in program history to surpass 2,000 career rushing yards as he crossed the milestone in the 2022 season opener and has risen to No. 8 all-time entering the Texas Bowl with 2,650 career yards. Would need 144 yards to reach No. 7.

## 28 TAHJ BROOKS

Jr. | 5-10 | 230

• Brooks owns a single season-best 601 rushing yards, topping his 2021 total of 568, and currently sits tied with his touchdown total from last year with seven. He topped 100 yards once this season versus West Virginia. Brooks has become a receiving threat in 2022, catching 26 passes for 164 yards and one touchdown. He owns the sixth-most receptions on the team. Brooks' broke out for the Red Raiders last season, finishing with a team-high 568 rushing yards, contrasting sharply with the 255 rushing yards he had as a freshman. From Austin area Manor HS where he registered three seasons of at least 1,000 yards rushing.

→ This duo has combined for more rushing TDs than any other FBS duo with 57. They've rushed for 4,074 combined yards and caught 136 passes for 803 yards.

## DEFENSIVE DEPTH CHART: NOTES

## TACKLE

## 95 JAYLON HUTCHINGS

Sr. | 6-0 | 310

- Has started 44 consecutive games for the Red Raiders, the team's longest active streak. Known to teammates as J-Boog or J-Boogie. Played running back as a junior in high school. Third highest-graded interior defensive linemen in the Big 12 by PFF and 1-of-4 owning a grade better than 80.0.

## 42 VIDAL SCOTT JR.

Sr. | 6-1 | 285

- Since being a Class 5A all-state honoree in 2016 at Pensacola (Fla.) West Florida, spent two years at Central Arkansas, one at Hinds CC in Raymond, Ms., and the previous two at Arkansas State. Holds two degrees, in nursing and in health studies, also EMT certified. Capping career with first career bowl game.

## WILL

## 6 KOSI ELDRIDGE

Sr. | 6-0 | 230

- Slotted as a defensive back in 2021 and through 2022 spring football, shifted to weak-side linebacker during fall camp, ultimately earning the starting job that resulted in most productive season of his career. Ranks second on team for total tackles (82). Had career-high 14 tkls last time out.

## 13 JACOB RODRIGUEZ

So. | 6-1 | 235

- Rider High School quarterback, turned Virginia quarterback, turned Tech linebacker. Passed for more than 7,000 yards and ran for more than 3,000 yards in three HS seasons. Returned to his home state after one season at UVA. Tallied season-best five tackles vs. Baylor and four tackles in three other games, respectively. Forced first career fumble against WVU.

## NOSE

## 97 TONY BRADFORD JR.

Sr. | 6-1 | 300

- A staple on the d-line for the past three seasons having played in 41 games with 24 starts (8 in 2020). Texas Tech's Big 12 Champions of Life representative. Intern with the Texas Tech Police Department since the spring of 2020. Named to 2022 AFCA Good Works Team and will be honored Dec. 31 at the Sugar Bowl.

## 98 E'MAURION BANKS

R-Fr. | 6-5 | 305

- Appeared in two career games, once in each of the last two seasons. Was state top-100 recruit out of Rider HS in Wichita Falls. Goes by the nickname "Dooda". His cousin, Javen Banks, is a senior wideout at Texas State.

## MIKE

## 1 KRISHON MERRIWEATHER

Sr. | 6-0 | 235

- Sixth-year player starting third at Tech. Was the NJCAA national leader in tackles prior to becoming a Red Raider. Nicknamed "Coach K" by Coach McGuire for how he acts on the field, and K1 by his teammates. Appeared in 34 of Tech's last 35 games (started 27). Can perform a back flip in full pads.

## 32 TYRIQUE MATTHEWS

Sr. | 5-11 | 235

- A Texas Tech veteran, having played in 46 career games. Has been a regular on special teams and in the linebacker rotation in 2021 and 2022. Led team in special-teams snaps last season. Born in New Orleans, La., attended Aldine Eisenhower HS in Houston, Texas.

## EDGE

## 5 MYLES COLE

Sr. | 6-6 | 285

- Came to Tech with two years of eligibility as a graduate transfer after earning a degree from Louisiana-Monroe, where he played four seasons, totaling 42 tackles and 3.0 TFLs over 33 career games. Including 2022, has played in 45 career games. A native of Shreveport, Louisiana.

## 43 JOSEPH ADEDIRE

Fr. | 6-3 | 270

- Chose Tech over offers from more than a dozen power-5 programs, including LSU, Michigan & Oregon. Enrolled in spring. Featured in 11 games, starting five. The first was at Oklahoma State in a game he recorded first TFL. High school teammates with current Red Raider offensive lineman Jacoby Jackson.

## OLB

## 8 JESIAH PIERRE

Jr. | 6-2 | 245

- After two seasons at Florida, joined Tech for the 2021 season. Has played in 23 games and started 14 for the Red Raiders. Stepped up in since absence of Tyree Wilson, posting 6.0 TFLs in a 3-game span (TCU, KU, ISU), exited early vs. OU to injury. 2022 is Pierre's first season playing OLB; previously was an ILB.

## 11 DIMITRI MOORE

Sr. | 6-3 | 235

- Moore, a former state top-100 recruit from Cedar Hill who played for McGuire in his final season before joining Baylor - won a state title together ('14). Played in 2018 Texas Bowl as member of Vanderbilt team, facing off against McGuire and Baylor. Joined Tech as a sixth-year; younger brother Jalon Peoples is a freshman.

## STAR

## 9 MARQUIS WATERS

Sr. | 6-1 | 215

- Known as "Muddy" to his peers. Among Tech defensive players, leads group in most career starts with 48. The first 35 came at Duke before starting first four games for Tech in 2021 prior to injury (pectoral) - utilized available redshirt to extend career into sixth-year. Has started 9 of 12 games primarily in DeRuyter's STAR spot.

## 7 ADRIAN FRYE

Sr. | 6-0 | 205

- Eldest statesman on campus, of the super-seniors on Tech's roster, is the only player that's been a Red Raider all six seasons. Owns 23 career starts; made at least one start in each of previous now-five seasons. Harry Potter fan. Enjoys volunteering at the local Boys & Girls Club in the offseason.

## CORNERBACK

## 0 RAYSHAD WILLIAMS

Sr. | 6-3 | 195

- Since not getting the start in his first game as a Red Raider last year, the UCLA transfer has made 24 consecutive starts, including a return to his hometown of Memphis for the Liberty Bowl to cap 2021. Had a career-high (5) and most PBUs by a Red Raider since Justis Nelson in 2014 versus Oklahoma State on Oct. 8.

## 7 ADRIAN FRYE

Sr. | 6-0 | 205

- Eldest statesman on campus, of the super-seniors on Tech's roster, is the only player that's been a Red Raider all six seasons. Owns 23 career starts; made at least one start in each of previous now-five seasons. Harry Potter fan. Enjoys volunteering at the local Boys & Girls Club in the offseason.

## SAFETY

## 25 DADRION TAYLOR-DEMERTON

Sr. | 5-11 | 195

- Affectionately known as "Rabbit" since the 2nd grade to friends and family, coined from playing football as one of the smallest players on the team. Storied HS career included three-straight state titles [OKla.] and Player of the Year honors. In March 2022, became father to daughter Layla Grace.

## 21 CAMERON WATTS

Sr. | 5-11 | 195

- Since transferring to Texas Tech prior to the 2020 season, has played in 15 career games as a reserve and on special teams. The Oklahoma native joined the Red Raiders from Northeast Oklahoma A&M and played HS football at Union in his hometown of Tulsa.

## SAFETY

## 18 TYLER OWENS

Sr. | 6-2 | 200

- Former five-star safety transferred to the Red Raiders from Texas after three seasons. Despite a limited role, Owens had a key punt block that was returned for a touchdown last time Texas played in Lubbock. He then blocked a punt for the Red Raiders in his first game playing for the home team against Murray State.

## 31 JOSEPH PLUNK

So. | 5-10 | 180

- A walk-on from nearby Amarillo Tascosa that had an outstanding fall camp. His father Ken, serves as head coach at Tascosa. Played quarterback for a physical ground attack as he amassed over 2,500 yards rushing and over 500 yards passing his senior season. Enjoys playing chess.

## CORNERBACK

## 24 MALIK DUNLAP

Sr. | 6-3 | 215

- Appeared in seven games, fighting injuries, with one start in first season at Tech in 2021, following three years at N.C. State. Has started 10 of 11 games played in this season. Singled out by position coach Marcel Yates as the most improved player from spring to the end of fall camp in his group.

## 22 MAURION HORN

Fr. | 5-11 | 175

- One of Texas Tech's top recruits from last year's class. Tabbed a consensus four-star recruit and was recognized as the No. 27 cornerback in the 2022 class and the No. 5 player in the state of Oklahoma by ESPN. Will redshirt and retain freshman eligibility going into 2023 if sees action in Texas Bowl.

## ALPHABETICAL ROSTER

NO	NAME	POS
43	Joseph Adedire	DL
47	Tanner Allen	TE
56	Jackson Baggett	LB
98	E'Maurion Banks	DL
25	Blake Bedwell	RB
16	Keyon Blankenbaker	DB
13	Brady Boyd	WR
15	Cole Boyd	DB
97	Tony Bradford Jr.	DL
9	Jerand Bradley	WR
73	Cade Briggs	OL
28	Tahj Brooks	RB
86	Jordan Brown	WR
79	Ty Buchanan	OL
91	Blake Burris	DL
33	Clazarian Campbell	RB
15	Cameron Cantrell	WR
77	Ethan Carde	OL
99	Sam Carrell	DL
10	Trey Cleveland III	WR
5	Myles Cole	DL
29	Chief Collins	DB
88	Baylor Cupp	TE
35	Patrick Curley	LB
27	Jon-Jon Davis	DB
22	Bryson Donnell	RB
24	Malik Dunlap	DB
52	Harvey Dyson III	DL
85	Coy Eakin	WR
20	Gage Elder	LB
6	Kosi Eldridge	DB
83	Jack Esparza	WR
49	Charles Esters III	OLB
17	Nate Floyd	WR
19	Loic Fouonji	WR
7	Adrian Frye	DB
99	Gino Garcia	PK
14	Hut Graham	DB
36	James Grando	OLB
63	Erik Gray	OL
48	Stone Harrington	PK
37	Brook Honore Jr.	P
22	Maurion Horn	DB
82	Drew Hocutt	WR
23	Landon Hullaby	DB
95	Jaylon Hutchings	DL
75	Jacoby Jackson	OL
41	Ty Kana	LB
66	Matt Keeler	OL
21	Tyler King	WR
30	Jackson Knotts	LS
18	Cooper LaFebre	QB
26	Jason Lloyd	TE
64	Jurrien Loftin	OL
50	Trent Low	LB
37	Alpha Mara	DB
68	Seth Martin	OL
20	Nehemiah Martinez I	WR
90	Syncere Massey	DL
32	Tyrique Matthews	LB
61	Jacob Mauch	LS
93	Trevon McAlpine	DL
84	Zack McCown	TE
31	Austin McNamara	PK
1	Krishon Merriweather	LB
71	Monroe Mills	OL
11	Dimitri Moore	LB
78	Larry Moore III	DL
92	L.B. Moore	OLB
16	Jaden Morris	QB
26	Sammy Morris IV	DB
2	Behren Morton	QB
94	Gabe Oladipo	DL

## NUMERICAL ROSTER

NO	PLAYER	POS	HT	WT	YR-EX	HOMETOWN (HIGH SCHOOL)
0	Cam'Ron Valdez	RB	5-9	205	Fr-RS	Rockdale, Texas (Rockdale)
0	Rayshad Williams	DB	6-3	195	Sr-1L	Memphis, Tenn. (Whitehaven)
1	Krishon Merriweather <sup>*</sup>	LB	6-0	235	Sr-2L	Hazelwood, Mo. (Hazelwood West)
1	Myles Price	WR	5-10	180	Jr-2L	The Colony, Texas (The Colony)
2	Behren Morton	QB	6-2	210	Fr-RS	Eastland, Texas (Eastland)
4	SaRodrick Thompson Jr.	RB	6-0	220	Sr-3L	Irving, Texas (Ranchview)
5	Myles Cole	DL	6-6	285	Sr-TR	Shreveport, La. (Evangel Christian Academy)
5	Chadarius Townsend <sup>*</sup>	WR	6-0	205	Sr-2L	Tanner, Ala. (Tanner)
6	Kosi Eldridge <sup>*</sup>	LB	6-0	230	Sr-3L	Denton, Texas (Denton Ryan)
6	J.J. Sparkman	WR	6-4	220	So-1L	Longview, Texas (Pine Tree)
7	Adrian Frye <sup>*</sup>	DB	6-0	205	Sr-4L	Houston, Texas (Eisenhower)
8	Jesiah Pierre	OLB	6-2	245	Jr-1L	Mount Dora, Fla. (Mount Dora Christian Academy)
9	Jerand Bradley	WR	6-5	215	Fr-RS	Frisco, Texas (DeSoto)
9	Marquis Waters <sup>*</sup>	DB	6-1	215	Sr-1L	Delray Beach, Fla. (Atlantic)
10	Trey Cleveland III	WR	6-4	190	Jr-2L	Arlington, Texas (Arlington)
10	Cam White	DB	6-0	215	Sr-1L	Flora, Miss. (Madison Central)
11	Dimitri Moore <sup>*</sup>	LB	6-3	235	Sr-TR	Cedar Hill, Texas (Cedar Hill)
12	Jalon Peoples	DB	5-11	175	Fr-HS	Cedar Hill, Texas (Cedar Hill)
12	Tyler Shough	QB	6-5	230	Sr-1L	Chandler, Ariz. (Hamilton)
13	Brady Boyd	WR	6-1	195	So-TR	Southlake, Texas (Southlake Carroll)
13	Jacob Rodriguez	LB	6-1	235	So-TR	Wichita Falls, Texas (Rider)
14	Hut Graham	DB	6-1	190	Fr-HS	Gunter, Texas (Gunter)
14	Xavier White	WR	6-0	190	Sr-2L	Lubbock, Texas (Monterey)
15	Cole Boyd	DB	6-3	215	Jr-2L	Boerne, Texas (Boerne)
15	Cameron Cantrell	WR	6-1	200	Jr-SQ	Whitehouse, Texas (Whitehouse)
16	Keyon Blankenbaker <sup>*</sup>	DB	5-10	185	Sr-TR	Oak Park, Ill. (Oak Park-River Forest)
16	Jaden Morris	QB	5-11	200	Fr-HS	Arlington, Texas (Lamar)
17	Nate Floyd	WR	6-0	190	So-1L	College Station, Texas (A&M Consolidated)
17	Isaac Smith	OLB	6-6	245	Fr-RS	Wagoner, Okla. (Wagoner)
18	Tyler Owens	DB	6-2	200	Sr-TR	Plano, Texas (Plano East)
18	Cooper LaFebre	QB	6-1	175	Fr-RS	Lubbock, Texas (Cooper)
19	Loic Fouonji	WR	6-4	210	Jr-2L	Midland, Texas (Lee)
19	Tyree Wilson	OLB	6-6	275	Sr-2L	Henderson, Texas (West Rusk)
20	Gage Elder	LB	5-11	225	Fr-RS	Rockwall, Texas (Rockwall)
20	Nehemiah Martinez I	WR	5-9	205	So-1L	Lubbock, Texas (Cooper)
21	Tyler King	WR	5-9	185	Fr-HS	Houston, Texas (Alief Taylor)
21	Cameron Watts	DB	5-11	195	Sr-2L	Tulsa, Okla. (Union)
22	Bryson Donnell	RB	5-10	215	Fr-HS	Tyler, Texas (Legacy)
22	Maurion Horn	DB	5-11	175	Fr-HS	Broken Arrow, Okla. (Broken Arrow)
23	Landon Hullaby	DB	6-0	205	Fr-HS	Mansfield, Texas (Timberview)
24	Malik Dunlap	DB	6-3	215	Sr-1L	Charlotte, N.C. (Harding)
25	Blake Bedwell	RB	5-10	190	So-TR	Amarillo, Texas (Amarillo)
25	Dadrión Taylor-Demerson	DB	5-11	195	Sr-3L	Oklahoma City, Okla. (Carl Albert)
26	Jason Lloyd	TE	6-4	250	Jr-1L	Belmont, Calif. (Carlmont)
26	Sammy Morris IV	DB	6-1	195	Fr-RS	Prosper, Texas (Prosper)
27	Jon-Jon Davis	DB	6-1	185	So-SQ	Dallas, Texas (South Oak Cliff)
28	Tahj Brooks	RB	5-10	230	Jr-2L	Manor, Texas (Manor)
29	Chief Collins	DB	5-11	200	Fr-RS	Lucas, Texas (Lovejoy)
30	Jackson Knotts	LS	5-11	185	So-1L	Plant City, Fla. (Plant City)
31	Austin McNamara	P	6-4	195	Sr-3L	Gilbert, Ariz. (Highland)
31	Joseph Plunk	DB	5-10	180	So-SQ	Amarillo, Texas (Tascosa)
32	Tyrique Matthews	LB	5-11	235	Sr-3L	Houston, Texas (Eisenhower)
33	Clazarian Campbell	RB	5-9	185	Fr-RS	Saginaw, Texas (Saginaw)
33	Matthew Young <sup>*</sup>	LB	6-1	240	Sr-1L	Las Cruces, N.M. (Oñate)
34	Bryce Robinson	LB	6-2	235	Jr-SQ	Sachse, Texas (Sachse)
35	Patrick Curley	LB	6-2	230	Sr-3L	Wagoner, Okla. (Wagoner)
36	James Grando	OLB	6-2	220	Jr-TR	Arlington, Texas (Lamar)
36	Trey Wolff	PK	6-4	210	Sr-3L	Spring, Texas (Klein)
37	Brook Honore Jr.	P	6-0	185	Fr-HS	Manvel, Texas (Manvel)
37	Alpha Mara	DB	6-1	155	Jr-SQ	Austin, Texas (Akins)
38	Jett Whitfield	DB	5-10	210	Jr-SQ	New Deal, Texas (New Deal)
39	Charles Robinson	TE	6-0	250	Fr-RS	Lubbock, Texas (Coronado)
40	Wesley Smith	LB	5-10	215	Fr-HS	Midland, Texas (Legacy)
41	Ty Kana	LB	6-2	235	Fr-HS	Katy, Texas (Katy)
42	Vidal Scott Jr. <sup>*</sup>	DL	6-1	285	Sr-TR	Pensacola, Fla. (West Florida)
43	Joseph Adedire	DL	6-3	270	Fr-HS	Mansfield, Texas (Summit)
43	Henry Teeter	TE	6-4	245	Sr-1L	San Angelo, Texas (Central)
46	Ben Roberts	LB	6-3	225	Fr-HS	Haslet, Texas (Eaton)
47	Tanner Allen	TE	6-3	260	Fr-HS	Bryan, Texas (Bryan)
48	Stone Harrington	PK	6-3	185	Fr-HS	Colleyville, Texas (Colleyville)
49	Charles Esters III	OLB	6-3	250	Fr-RS	Cedar Hill, Texas (Cedar Hill)
50	Trent Low	LB	6-1	220	So-SQ	Midland, Texas (Lee)
51	Robert Wooten	OLB	6-3	265	So-RS	Stafford, Texas (Stafford)

NUMERICAL ROSTER

NO	PLAYER	POS	HT	WT	YR-EX	HOMETOWN (HIGH SCHOOL)
52	Harvey Dyson III	DL	6-3	260	Fr-HS	Cedar Hill, Texas (Cedar Hill)
54	Bryce Ramirez	OLB	6-2	235	Jr-1L	Missouri City, Texas (George Ranch)
56	Jackson Baggett	LB	6-3	225	Jr-SQ	Bushland, Texas (Bushland)
56	Dennis Wilburn	OL	6-3	320	Sr-TR	Humble, Texas (Nimitz)
58	Jack Tucker	OL	6-7	305	Fr-RS	Argyle, Texas (Argyle)
61	Jacob Mauch	LS	6-3	220	So-SQ	Covina, Calif. (South Hills)
62	Kaden Weatherby	OL	6-6	300	Fr-HS	Aurora, Colo. (Eaglecrest)
63	Erik Gray	OL	6-2	275	Fr-HS	Amarillo, Texas (Amarillo)
64	Jurrien Loftin	OL	6-5	290	Fr-HS	Aledo, Texas (Aledo)
65	Sheridan Wilson	OL	6-5	285	Fr-HS	Argyle, Texas (Argyle)
66	Matt Keeler	OL	6-6	305	So-SQ	Chicago, Ill. (Nazareth Academy)
68	Seth Martin	OL	6-3	285	Fr-HS	Fort Worth, Texas (Everman)
69	Caleb Rodkey	OL	6-4	300	Fr-RS	Missouri City, Texas (Ridge Point)
70	Weston Wright	OL	6-6	320	Sr-3L	New Braunfels, Texas (New Braunfels)
71	Monroe Mills	OL	6-6	315	So-TR	Columbia, Mo. (Father Tolton)
72	Landon Peterson	OL	6-6	300	Jr-2L	Odessa, Texas (Permian)
73	Cade Briggs	OL	6-3	300	Sr-TR	Las Vegas, Nev. (Bishop Gorman)
74	Cole Spencer*	OL	6-4	305	Sr-TR	Louisville, Ky. (Trinity)
75	Jacoby Jackson	OL	6-6	335	Fr-RS	Arlington, Texas (Mansfield Summit)
76	Caleb Rogers	OL	6-5	305	Jr-2L	Mansfield, Texas (Lake Ridge)
77	Ethan Carde	OL	6-8	320	Sr-2L	Valrico, Fla. (Bloomington)
78	Larry Moore III	OL	6-6	275	So-SQ	Missouri City, Texas (Fort Bend Marshall)
79	Ty Buchanan	OL	6-6	295	Fr-TR	Corpus Christi, Texas (Calallen)
80	Mason Tharp	TE	6-9	260	So-1L	Klein, Texas (Klein)
82	Drew Hocutt	WR	6-0	185	So-TR	Lubbock, Texas (Frenship)
83	Jack Esparza	WR	6-4	215	Fr-HS	Austin, Texas (St. Michael's Catholic)
84	Zack McCown	TE	6-5	225	Fr-HS	Amarillo, Texas (Amarillo)
85	Coy Eakin	WR	6-2	200	Fr-HS	Stephenville, Texas (Stephenville)
86	Jordan Brown	WR	5-11	185	So-TR	Dallas, Texas (DeSoto)
87	Haydon Wiginton	WR	5-11	185	Fr-TR	Midlothian, Texas (Heritage)
88	Baylor Cupp	TE	6-6	250	Jr-TR	Brock, Texas (Brock)
89	Jayden York	TE	6-4	240	So-SQ	Austin, Texas (Bowie)
90	Syncere Massey	DL	6-5	330	Fr-HS	Cedar Hill, Texas (Cedar Hill)
91	Blake Burris	DL	6-5	300	Fr-RS	Irving, Texas (Parish Episcopal)
92	L.B. Moore	OLB	6-3	265	So-SQ	Amarillo, Texas (Tascosa)
93	Trevon McAlpine	DL	6-3	305	Fr-HS	Saraland, Ala. (Saraland)
94	Gabe Oladipo*	DL	6-3	295	Sr-SQ	Missouri City, Texas (Fort Bend Hightower)
95	Jaylon Hutchings	DL	6-0	310	Sr-3L	Forney, Texas (Forney)
97	Tony Bradford Jr.	DL	6-1	300	Sr-3L	Houston, Texas (North Shore)
98	E'Maurion Banks	DL	6-5	305	Fr-RS	Wichita Falls, Texas (Rider)
99	Sam Carrell	DL	6-4	285	Fr-TR	Albuquerque, N.M. (Sandia)
99	Gino Garcia	PK	6-2	200	Jr-TR	Richardson, Texas (Pearce)

ROSTER KEY

\* represents Super Senior in final year of eligibility.

COACHING STAFF

Head Coach  
Associate Head Coach/Special Teams Coordinator/Running Backs  
Defensive Coordinator  
Offensive Coordinator/Quarterbacks  
Outside Linebackers Coach  
Linebackers Coach  
Tight Ends Coach  
Defensive Line Coach  
Offensive Line Coach  
Passing Game Coordinator/Wide Receivers  
Passing Game Coordinator/Secondary Coach

Joey McGuire (First Season)  
Kenny Perry (First Season)  
Tim DeRuyter (First Season)  
Zach Kittley (First Season)  
C.J. Ah You (First Season)  
Josh Bookbinder (First Season)  
Josh Cochran (First Season)  
Zarnell Fitch (First Season)  
Stephen Hamby (First Season)  
Emmett Jones (First Season)  
Marcel Yates (First Season)

ALPHABETICAL ROSTER

NO	NAME	POS
18	Tyler Owens	DB
72	Landon Peterson	OL
8	Jesiah Pierre	OLB
31	Joseph Plunk	DB
12	Jalon Peoples	DB
1	Myles Price	WR
54	Bryce Ramirez	OLB
46	Ben Roberts	LB
34	Bryce Robinson	LB
39	Charles Robinson	TE
69	Caleb Rodkey	OL
13	Jacob Rodriguez	LB
76	Caleb Rogers	OL
42	Vidal Scott Jr.	DL
12	Tyler Shough	QB
17	Isaac Smith	OLB
40	Wesley Smith	LB
6	J.J. Sparkman	WR
74	Cole Spencer	OL
25	Dadrión Taylor-Demerson	DB
43	Henry Teeter	TE
80	Mason Tharp	TE
4	SaRoderrick Thompson Jr.	RB
5	Chadarius Townsend	WR
58	Jack Tucker	OL
0	Cam'Ron Valdez	RB
9	Marquis Waters	DB
21	Cameron Watts	DB
62	Kaden Weatherby	OL
10	Cam White	DB
14	Xavier White	WR
38	Jett Whitfield	DB
87	Haydon Wiginton	WR
56	Dennis Wilburn	OL
0	Rayshad Williams	DB
65	Sheridan Wilson	OL
19	Tyree Wilson	OLB
36	Trey Wolff	PK
51	Robert Wooten	OLB
70	Weston Wright	OL
89	Jayden York	TE
33	Matthew Young	LB

OFFENSIVE ROSTER BREAKDOWN

RETURNING/LOST

STARTERS RETURNING (4)

OL	Weston Wright
OL	Caleb Rogers
RB	SaRodorick Thompson
WR	Myles Price

OTHER RETURNERS WITH STARTING EXPERIENCE (10)

OL	Ethan Carde
TE	Mason Tharp
RB	Tahj Brooks
QB	Tyler Shough
QB	Donovan Smith
WR	Trey Cleveland
WR	Xavier White
OL	Landon Peterson
TE	Henry Teeter
WR	Jerand Bradley

LETTERWINNERS RETURNING (24)

WR	Jerand Bradley
RB	Tahj Brooks
OL	Ethan Carde
WR	Trey Cleveland
WR	Loic Fouonji
OL	Jacoby Jackson
OL	Matt Keeler
TE	Jason Lloyd
WR	Nehemiah Martinez
QB	Behren Morton
OL	Larry Moore
OL	Landon Peterson
WR	Myles Price
OL	Caleb Rogers
QB	Donovan Smith
QB	Tyler Shough
WR	J.J. Sparkman
TE	Henry Teeter
TE	Mason Tharp
RB	SaRodorick Thompson
RB	Chadarius Townsend
RB	Xavier White
OL	Weston Wright
RB	Cam'Ron Valdez

STARTERS LOST (7)

OL	T.J. Storment
QB	Dawson Deaton
WR	Josh Burger
WR	Henry Colombi
TE	Travis Koontz
WR	Kaylon Geiger Sr.
WR	Erik Ezukanma

LETTERWINNERS LOST (14)

OL	Josh Burger
TE	Jed Castles
OL	Aaron Castro
QB	Henry Colombi
OL	Dawson Deaton
WR	Erik Ezukanma
OL	Clayton Franks
WR	Kaylon Geiger Sr.
RB	Ronnie Hart
TE	Travis Koontz
WR	McLane Mannix
WR	Dalton Rigdon
OL	T.J. Storment
OL	Casey Verhulst

QUARTERBACKS

2	Behren Morton	6-2	210	Fr-RS	Eastland, Texas (Eastland)
12	Tyler Shough	6-5	230	Sr-1L	Chandler, Ariz. (Hamilton)
16	Jaden Morris	5-11	200	Fr-HS	Arlington, Texas (Lamar)
18	Cooper LaFebre	6-1	185	Fr-RS	Lubbock, Texas (Cooper)

RUNNING BACKS

0	Cam'Ron Valdez	5-9	205	Fr-RS	Rockdale, Texas (Rockdale)
4	SaRodorick Thompson Jr.	6-0	220	Sr-3L	Irving, Texas (Ranchview)
22	Bryson Donnell	5-10	215	Fr-HS	Tyler, Texas (Legacy)
25	Blake Bedwell	5-10	190	So-TR	Amarillo, Texas (Amarillo)
28	Tahj Brooks	5-10	230	Jr-2L	Manor, Texas (Manor)
33	Clazarion Campbell	5-9	185	Fr-RS	Saginaw, Texas (Saginaw)

TIGHT ENDS

26	Jason Lloyd	6-4	250	Jr-1L	Belmont, Calif. (Carlmont)
39	Charles Robinson	6-0	250	Fr-RS	Lubbock, Texas (Coronado)
43	Henry Teeter	6-4	245	Sr-1L	San Angelo, Texas (Central)
47	Tanner Allen	6-3	260	Fr-HS	Bryan, Texas (Bryan)
80	Mason Tharp	6-9	260	So-1L	Klein, Texas (Klein)
84	Zack McCown	6-5	225	Fr-HS	Amarillo, Texas (Amarillo)
88	Baylor Cupp	6-6	250	Jr-TR	Brock, Texas (Brock)
89	Jayden York	6-4	240	So-SQ	Austin, Texas (Bowie)

WIDE RECEIVERS

1	Myles Price	5-10	180	Jr-2L	The Colony, Texas (The Colony)
5	Chadarius Townsend^	6-0	205	Sr-2L	Tanner, Ala. (Tanner)
6	J.J. Sparkman	6-4	220	So-1L	Longview, Texas (Pine Tree)
9	Jerand Bradley	6-5	215	Fr-RS	Frisco, Texas (DeSoto)
10	Trey Cleveland III	6-4	190	Jr-2L	Arlington, Texas (Arlington)
13	Brady Boyd	6-1	195	So-TR	Southlake, Texas (Southlake Carroll)
14	Xavier White	6-0	190	Sr-2L	Lubbock, Texas (Monterey)
15	Cameron Cantrell	6-1	200	Jr-SQ	Whitehouse, Texas (Whitehouse)
17	Nate Floyd	6-0	190	So-1L	College Station, Texas (A&M Consolidated)
19	Loic Fouonji	6-4	210	Jr-2L	Midland, Texas (Lee)
20	Nehemiah Martinez	5-9	205	So-1L	Lubbock, Texas (Cooper)
21	Tyler King	5-9	185	Fr-HS	Houston, Texas (Alief Taylor)
82	Drew Hocutt	6-0	185	So-TR	Lubbock, Texas (Frenship)
83	Jack Esparza	6-4	215	Fr-HS	Austin, Texas (St. Michael's Catholic)
85	Coy Eakin	6-2	200	Fr-HS	Stephenville, Texas (Stephenville)
86	Jordan Brown	5-11	185	So-TR	Grand Prairie, Texas (DeSoto)
87	Haydon Wiginton	5-11	185	Fr-TR	Midlothian, Texas (Heritage)

OFFENSIVE LINE

50	Michael Shanahan	6-5	320	Jr-TR	Orlando, Fla. (First Academy)
56	Dennis Wilburn	6-3	320	Sr-TR	Humble, Texas (Nimitz)
58	Jack Tucker	6-7	305	Fr-RS	Argyle, Texas (Argyle)
62	Kaden Weatherby	6-6	300	Fr-HS	Aurora, Colo. (Eaglecrest)
64	Jurrien Loftin	6-5	290	Fr-HS	Aledo, Texas (Aledo)
65	Sheridan Wilson	6-5	285	Fr-HS	Argyle, Texas (Argyle)
66	Matt Keeler	6-6	305	So-SQ	Chicago, Ill. (Nazareth Academy)
68	Seth Martin	6-3	285	Fr-HS	Fort Worth, Texas (Everman)
69	Caleb Rodkey	6-4	300	Fr-RS	Missouri City, Texas (Ridge Point)
70	Weston Wright	6-6	320	Sr-3L	New Braunfels, Texas (New Braunfels)
71	Monroe Mills	6-6	315	So-TR	Columbia, Mo. (Father Tolton)
72	Landon Peterson	6-6	300	Jr-2L	Odessa, Texas (Permian)
73	Cade Briggs	6-3	300	Sr-TR	Las Vegas, Nev. (Bishop Gorman)
74	Cole Spencer^	6-4	305	Sr-TR	Louisville, Ky. (Trinity)
75	Jacoby Jackson	6-6	335	Fr-RS	Arlington, Texas (Mansfield Summit)
76	Caleb Rogers	6-5	305	Jr-2L	Mansfield, Texas (Lake Ridge)
77	Ethan Carde	6-8	320	Sr-2L	Valrico, Fla. (Bloomingdale)
78	Larry Moore III	6-6	275	So-SQ	Missouri City, Texas (Fort Bend Marshall)
79	Ty Buchanan	6-6	295	Fr-TR	Corpus Christi, Texas (Calallen)

SPECIALISTS

30	Jackson Knotts (LS)	5-11	185	So-1L	Plant City, Fla. (Plant City)
31	Austin McNamara (P)	6-4	195	Sr-3L	Gilbert, Ariz. (Highland)
36	Trey Wolff (K)	6-4	210	Sr-3L	Spring, Texas (Klein)
37	Brook Honore Jr. (P)	6-0	185	Fr-HS	Manvel, Texas (Manvel)
48	Stone Harrington (K)	6-3	185	Fr-HS	Colleyville, Texas (Colleyville)
61	Jacob Mauch (LS)	6-3	220	So-SQ	Covina, Calif. (South Hills)
99	Gino Garcia (K)	6-2	200	Jr-TR	Richardson, Texas (Pearce)

## DEFENSIVE ROSTER BREAKDOWN

### DEFENSIVE LINE

5	Myles Cole	6-6	285	Sr-TR	Shreveport, La. (Evangel Christian Academy)
42	Vidal Scott Jr.*	6-1	285	Sr-TR	Pensacola, Fla. (West Florida)
43	Joseph Adedire	6-3	270	Fr-HS	Mansfield, Texas (Summit)
52	Harvey Dyson III	6-3	260	Fr-HS	Cedar Hill, Texas (Cedar Hill)
90	Syncere Massey	6-5	330	Fr-HS	Cedar Hill, Texas (Cedar Hill)
91	Blake Burris	6-5	300	Fr-RS	Irving, Texas (Parish Episcopal)
93	Trevon McAlpine	6-3	305	Fr-HS	Saraland, Ala. (Saraland)
94	Gabe Oladipo*	6-3	295	Sr-SQ	Missouri City, Texas (Fort Bend Hightower)
95	Jaylon Hutchings	6-0	310	Sr-3L	Forney, Texas (Forney)
96	Philip Bliidi	6-3	295	Jr-2L	Portales N.M. (Portales)
97	Tony Bradford Jr.	6-1	300	Sr-3L	Houston, Texas (North Shore)
98	E'Maurion Banks	6-5	305	Fr-RS	Wichita Falls, Texas (Rider)
99	Sam Carrell	6-4	285	Fr-TR	Albuquerque, N.M. (Sandia)

### OUTSIDE LINEBACKERS

17	Isaac Smith	6-6	245	Fr-RS	Wagoner, Okla. (Wagoner)
19	Tyree Wilson	6-6	275	Sr-2L	Henderson, Texas (West Rusk)
36	James Grando	6-2	220	Jr-TR	Arlington, Texas (Lamar)
49	Charles Esters III	6-3	250	Fr-RS	Cedar Hill, Texas (Cedar Hill)
51	Robert Wooten	6-3	265	So-RS	Stafford, Texas (Stafford)
54	Bryce Ramirez	6-2	235	Jr-1L	Missouri City, Texas (George Ranch)
92	L.B. Moore	6-3	265	So-SQ	Amarillo, Texas (Tascosa)

### LINEBACKERS

1	Krishon Merriweather*	6-0	235	Sr-2L	Hazelwood, Mo. (Hazelwood West)
6	Kosi Eldridge*	6-0	230	Sr-3L	Denton, Texas (Denton Ryan)
11	Dimitri Moore*	6-3	235	Sr-TR	Cedar Hill, Texas (Cedar Hill)
13	Jacob Rodriguez	6-1	235	So-TR	Wichita Falls, Texas (Rider)
20	Gage Elder	5-11	225	Fr-RS	Rockwall, Texas (Rockwall)
32	Tyrique Matthews	5-11	235	Sr-3L	Houston, Texas (Eisenhower)
33	Matthew Young*	6-1	240	Sr-1L	Las Cruces, N.M. (Oñate)
34	Bryce Robinson	6-2	235	Jr-SQ	Sachse, Texas (Sachse)
35	Patrick Curley	6-2	230	Sr-3L	Wagoner, Okla. (Wagoner)
40	Wesley Smith	5-10	215	Fr-HS	Midland, Texas (Legacy)
41	Ty Kana	6-2	235	Fr-HS	Katy, Texas (Katy)
46	Ben Roberts	6-3	225	Fr-HS	Haslet, Texas (Eaton)
50	Trent Low	6-1	220	So-SQ	Midland, Texas (Lee)
56	Jackson Baggett	6-3	225	Jr-SQ	Bushland, Texas (Bushland)

### DEFENSIVE BACKS

0	Rayshad Williams	6-3	195	Sr-1L	Memphis, Tenn. (Whitehaven)
7	Adrian Frye*	6-0	205	Sr-4L	Houston, Texas (Eisenhower)
9	Marquis Waters*	6-1	215	Sr-1L	Delray Beach, Fla. (Atlantic)
10	Cam White	6-0	215	Sr-1L	Flora, Miss. (Madison Central)
12	Jalon Peoples	5-11	175	Fr-HS	Cedar Hill, Texas (Cedar Hill)
14	Hut Graham	6-1	190	Fr-HS	Gunter, Texas (Gunter)
15	Cole Boyd	6-3	215	Jr-2L	Boerne, Texas (Boerne)
16	Keyon Blankenbaker*	5-10	185	S-TR	Oak Park, Ill. (Oak Park-River Forest)
18	Tyler Owens	6-2	200	Sr-TR	Plano, Texas (Plano East)
21	Cameron Watts	5-11	195	Sr-2L	Tulsa, Okla. (Union)
22	Maurion Horn	5-11	175	Fr-HS	Broken Arrow, Okla. (Broken Arrow)
23	Landon Hullaby	6-0	205	Fr-HS	Mansfield, Texas (Timberview)
24	Malik Dunlap	6-3	215	Sr-1L	Charlotte, N.C. (Harding)
25	Dadriion Taylor-Demerson	5-11	195	Sr-3L	Oklahoma City, Okla. (Carl Albert)
26	Sammy Morris IV	6-1	195	Fr-RS	Prosper, Texas (Prosper)
27	Jon-Jon Davis	6-1	185	So-SQ	Dallas, Texas (South Oak Cliff)
29	Chief Collins	5-11	200	Fr-RS	Lucas, Texas (Lovejoy)
31	Joseph Plunk	5-10	180	So-SQ	Amarillo, Texas (Tascosa)
37	Alpha Mara	6-1	155	Jr-SQ	Austin, Texas (Akins)
38	Jett Whitfield	5-10	210	Jr-SQ	New Deal, Texas (New Deal)

### RETURNING/LOST

#### STARTERS RETURNING (6)

DL	Jaylon Hutchings
DL	Tyree Wilson
LB	Krishon Merriweather
LB	Reggie Pearson Jr.
DB	Rayshad Williams
DB	Dadriion Taylor-Demerson

#### RETURNERS WITH STARTING EXPERIENCE (7)

DB	Adrian Frye
DL	Tony Bradford Jr.
DB	Marquis Waters
DL	Jesiah Pierre
DB	Kosi Eldridge
DB	Cam White
DB	Malik Dunlap

#### LETTERWINNERS RETURNING (24)

DL	Philip Bliidi
DB	Cole Boyd
DL	Tony Bradford Jr.
LB	Patrick Curley
DB	Malik Dunlap
LB	Kosi Eldridge
DB	Nate Floyd
DB	Adrian Frye
DL	Jaylon Hutchings
LB	Derrick Lewis II
LB	Tyrique Matthews
LB	Krishon Merriweather
DB	Kobe Minor
DL	L.B. Moore
DB	Reggie Pearson Jr.
LB	Jesiah Pierre
LB	Bryce Ramirez
DB	Dadriion Taylor-Demerson
DB	Marquis Waters
DB	Cameron Watts
DB	Cam White
DB	Rayshad Williams
DL	Tyree Wilson
LB	Matthew Young

#### STARTERS LOST (4)

DL	Devin Drew
LB	Colin Schooler
LB	Riko Jeffers
DB	Eric Monroe

#### LETTERWINNERS LOST (12)

LB	Brandon Bouyer-Randle
DB	Seth Collins
DL	Devin Drew
DB	DaMarcus Fields
LB	Ethan Frasier
LB	Riko Jeffers
DB	Eric Monroe
DL	Nelson Mbanasor
LB	Jacob Morgenstern
LB	Colin Schooler
DL	Troy Te'o
DL	Tre'Jon Lewis

TEXAS TECH BOWL HISTORY

ALL-TIME BOWL LEADERS

Texas Tech All-Time Bowl Record: 15-23-1

School	Appearances
1. Alabama	70
2. Texas	58
Georgia	58
4. USC	56
Oklahoma	56
6. Tennessee	55
7. Nebraska	53
LSU	53
Ohio State	53
10. Penn State	52
11. Michigan	50
12. Florida	49
13. Florida State	47
14. Georgia Tech	46
Auburn	46
16. Arkansas	44
Clemson	44
18. Miami (Fla.)	43
Texas A&M	43
20. Washington	41
21. Texas Tech	40
Mississippi	40
BYU	40
Notre Dame	40
25. West Virginia	39

COACHING RECORDS

Head Coach	Appearances	Record
1. Mike Leach	9	5-4
2. Spike Dykes	7	2-5
3. Jim Carlen	4	1-2-1
4. Kliff Kingsbury	3	1-2
DeWitt Weaver	3	2-1
Dell Morgan	3	0-3
7. Steve Sloan	2	0-2
JT King	2	0-2
Pete Cawthon	2	0-2

RECORD BY BOWL GAME

Bowl	No.	W-L-T	Pct.	Seasons
Sun/John Hancock	9	1-8-0	.111	1937, 41, 47, 51, 55, 64, 70, 72, 93
Gator	4	3-1-0	.750	1953, 65, 73, 07
Cotton	4	0-4-0	.000	1938, 94, 05, 08
Houston/Texas	4	2-2-0	.500	2000, 03, 12, 15
Alamo	3	1-2-0	.333	1996, 01, 09
Holiday	2	2-0-0	1.000	2004, 13
Independence	2	0-2-0	.000	1986, 98
Tangerine	2	1-1-0	.500	1977, 02
Liberty	1	1-0-0	1.000	2021
Birmingham	1	0-1-0	.000	2017
TicketCity	1	1-0-0	1.000	2010
Insight	1	1-0-0	1.000	2006
All-American	1	1-0-0	1.000	1989
Bluebonnet	1	0-1-0	.000	1976
Copper	1	1-0-0	1.000	1995
Peach	1	0-0-1	.000	1974
Raisin	1	0-1-0	.000	1949



The Red Raiders delivered one of the most-memorable bowl wins in recent memory a year ago with a dominating 35-7 victory over Mississippi State in the AutoZone Liberty Bowl.

ALL-TIME BOWL APPEARANCES

Season	Bowl	Opponent	Result	Tech Coach	Date
2022	Texas	Ole Miss	--	Joey McGuire	12/28/22
2021	Liberty	Mississippi State	W, 35-7	Sonny Cumbie*	12/28/21
2017	Birmingham	South Florida	L, 34-38	Kliff Kingsbury	12/23/17
2015	Texas	#22 LSU	L, 27-56	Kliff Kingsbury	12/29/15
2013	Holiday	#16 Arizona State	W, 34-23	Kliff Kingsbury	12/30/13
2012	Meineke Car Care	Minnesota	W, 34-31	Chris Thomsen*	12/28/12
2010	TicketCity	Northwestern	W, 45-38	Tommy Tuberville	1/1/11
2009	Alamo	Michigan State	W, 41-31	Ruffin McNeil*	1/2/10
2008	Cotton	Ole Miss	L, 34-47	Mike Leach	1/2/09
2007	Gator	#20 Virginia	W, 31-28	Mike Leach	1/1/08
2006	Insight	Minnesota	W, 44-41 (OT)	Mike Leach	12/29/06
2005	Cotton	#13 Alabama	L, 10-13	Mike Leach	1/2/06
2004	Holiday	#4 California	W, 45-31	Mike Leach	12/30/04
2003	Houston	Navy	W, 38-14	Mike Leach	12/30/03
2002	Tangerine	Clemson	W, 55-15	Mike Leach	12/23/02
2001	Alamo	Iowa	L, 16-19	Mike Leach	12/29/01
2000	GalleryFurniture.com	East Carolina	L, 27-40	Mike Leach	12/27/00
1998	Independence	Ole Miss	L, 18-35	Spike Dykes	12/31/98
1996	Alamo	#21 Iowa	L, 0-27	Spike Dykes	12/29/96
1995	Copper	Air Force	W, 55-41	Spike Dykes	12/27/95
1994	Cotton	#21 Southern Cal	L, 14-55	Spike Dykes	1/2/95
1993	John Hancock	#19 Oklahoma	L, 10-41	Spike Dykes	12/24/93
1989	All-American	#20 Duke	W, 49-21	Spike Dykes	12/28/89
1986	Independence	Ole Miss	L, 17-20	Spike Dykes*	12/20/86
1977	Tangerine	#19 Florida State	L, 17-40	Steve Sloan	12/23/77
1976	Bluebonnet	#9 Nebraska	L, 24-27	Steve Sloan	12/31/76
1974	Peach	Vanderbilt	T, 6-6	Jim Carlen	12/28/74
1973	Gator	#20 Tennessee	W, 28-19	Jim Carlen	12/29/73
1972	Sun	#16 North Carolina	L, 28-32	Jim Carlen	12/30/72
1970	Sun	#13 Georgia Tech	L, 9-17	Jim Carlen	12/19/70
1965	Gator	Georgia Tech	L, 21-31	JT King	12/31/65
1964	Sun	Georgia	L, 0-7	JT King	12/26/64
1955	Sun	Wyoming	L, 14-21	DeWitt Weaver	1/1/56
1953	Gator	#17 Auburn	W, 35-13	DeWitt Weaver	1/1/54
1951	Sun	Pacific	W, 25-14	DeWitt Weaver	1/1/52
1948	Raisin	San Jose State	L, 13-20	Dell Morgan	12/31/48
1947	Sun	Miami (Ohio)	L, 12-13	Dell Morgan	1/1/48
1941	Sun	Tulsa	L, 0-6	Dell Morgan	1/1/42
1938	Cotton	St. Mary's (CA)	L, 13-20	Pete Cawthon	1/2/39
1937	Sun	West Virginia	L, 6-7	Pete Cawthon	1/1/38

\* indicates head coaches who were serving in an interim role for the bowl game.

BOWL HISTORY

INDIVIDUAL BOWL HONORS

Year	Player	Bowl	Award
2021	Donovan Smith	Liberty Bowl	Most Valuable Player, Offensive MVP
	Tyree Wilson	Liberty Bowl	Defensive MVP
2013	Davis Webb	Holiday Bowl	Offensive MVP
	Will Smith	Holiday Bowl	Defensive MVP
2012	Seth Doege	Meineke Car Care	Most Valuable Player
2010	Taylor Potts	TicketCity Bowl	Most Valuable Player
2007	Graham Harrell	Gator Bowl	Most Valuable Player
2006	Graham Harrell	Insight Bowl	Offensive MVP
	Antonio Huffman	Insight Bowl	Defensive MVP
2005	David Schaefer	Cotton Bowl	Scholar Athlete
2004	Sonny Cumbie	Holiday Bowl	Offensive MVP
	Vincent Meeks	Holiday Bowl	Defensive MVP
2003	B.J. Symons	Houston Bowl	Most Valuable Player
	Adell Duckett	Houston Bowl	Defensive MVP
2002	Kliff Kingsbury	Tangerine Bowl	Most Valuable Player
	John Saldi	Tangerine Bowl	Team Defensive MVP
2001	Anton Paige	Alamo Bowl	Fred Jacoby Sportsmanship Award
1998	Keith Cockrum	Independence Bowl	Scholar-Athlete Award
1996	Shane Dunn	Alamo Bowl	Fred Jacoby Sportsmanship Award
1995	Byron Hanspard	Cotton Bowl	Most Valuable Player
1993	Shawn Jackson	John Hancock Bowl	Most Valuable Lineman
1989	James Gray	All-American Bowl	Most Valuable Player
1986	James Mosley	Independence Bowl	Outstanding Def. Player
1976	Rodney Allison	Bluebonnet Bowl	Most Valuable Back
1974	Larry Isaac	Peach Bowl	Outstanding Offensive Player
1972	Georgia Smith	Sun Bowl	Most Valuable Player
	Ecomet Burley	Sun Bowl	Most Valuable Lineman
1965	Donny Anderson	Gator Bowl	Most Valuable Player
1954	Bobby Cavazos	Gator Bowl	Most Valuable Player
1942	Ty Bain	Sun Bowl	Most Valuable Player
1938	Elmer Tarbox	Cotton Bowl	Outstanding Player

TEAM RECORDS

Most Net Rushing Yards	361, vs. Air Force, 1995 Copper Bowl
Highest Average per Rush	9.3, vs. Air Force, 1995 Copper Bowl
Most Passing Attempts	60, vs. California, 2004 Holiday Bowl
Most Completions	41, vs. Navy, 2003 Houston Bowl
Most Interceptions	5, vs. St. Mary's, 1939 Cotton Bowl
Highest Completion Percentage	77.4 vs. Navy, 2003 Houston Bowl
Most Passing Yards	520, vs. California, 2004 Holiday Bowl
Most TD Passes	5 vs. Clemson, 2002 Tangerine Bowl
Most Plays (Total Offense)	82, vs. Duke, 1989 All-American Bowl
Most Yards (Total Offense)	606, vs. Air Force, 1995 Copper Bowl
Most Points	55, vs. Air Force, 1995 Copper Bowl
	55, vs. Clemson, 2002 Tangerine Bowl
Most Points Allowed	55, vs. USC, 1995 Cotton Bowl
Most Touchdowns	7, vs. Air Force, 1995 Copper Bowl
	7, vs. Duke, 1989 All-American Bowl
Most Field Goals	2, vs. Air Force, 1995 Copper Bowl
	2, vs. Vanderbilt, 1974 Peach Bowl
	2, vs. Clemson, 2002 Tangerine Bowl
Most Points in One Quarter	24 (4th), vs. Minnesota, 2006 Insight Bowl
Most Points in One Half	34, vs. Clemson, 2002 Tangerine Bowl
Most First Downs	30, vs. Navy, 2003 Houston Bowl
	30, vs. California, 2004 Holiday Bowl
Most Penalties Against	12, vs. Pacific, 1952 Sun Bowl
Most Yards Penalized	127, vs. Navy, 2003 Houston Bowl
Most Fumbles Lost	3, vs. Four Teams

2021 AUTOZONE LIBERTY BOWL

Texas Tech	10	3	14	7	-	34
Mississippi State	0	7	0	0	-	7

Liberty Bowl Stadium | Memphis, Tenn. | 5:45 p.m. | ESPN | Attendance: 48,615



TEXAS TECH ROUTS MISSISSIPPI STATE IN LIBERTY BOWL WIN

MEMPHIS, Tenn. (AP) — Donovan Smith threw for 252 yards and a touchdown and ran for another score, and Texas Tech beat Mississippi State 34-7 in the Liberty Bowl on Tuesday night.

Tahj Brooks rushed for 107 yards and a touchdown and SaRodorick Thompson ran for 80 yards and a score for the Red Raiders (7-6), who finished with a winning record for the first time since 2015. They were appearing in their first bowl game since 2017.

Mississippi State (7-6) fell short in coach Mike Leach's first game against a former program of his. Leach, who went 84-43 at Texas Tech from 2000-09, fell short in his bid to become the first Bulldogs coach to end each of his first two seasons with a bowl victory. Mississippi State was playing in its 12th straight bowl game.

Red Raiders interim head coach Sonny Cumbie, a former player at Texas Tech under Leach, ended his five-game run with a 2-3 record. Cumbie, who is departing to become Louisiana Tech's coach, took over for Matt Wells in October.

Leach's prolific offense never could get rolling against the Red Raiders and the resulting lopsided loss dropped the Southeastern Conference to 0-4 in the postseason. The Bulldogs were held scoreless in the second half and finished with 344 yards, 105 below their average.

Texas Tech put the game out of reach with two third-quarter touchdowns. Smith scored on a 1-yard run to cap a 95-yard drive, the Red Raiders' second-longest of the season. Smith, who was named the game's MVP, completed passes of 39 and 52 yards during the drive. He added a 14-yard touchdown pass to J.J. Sparkman with 2 seconds remaining in the quarter. Thompson scored his touchdown on a 1-yard run midway through the final quarter for a 34-7 lead.

Texas Tech established the run at the outset, gaining 145 yards in the first quarter and using its physical play to take a 10-0 lead. The Red Raiders moved 75 yards — all on the ground — on the game's opening possession, scoring on a 19-yard run by Brooks. Texas Tech added a 31-yard field goal by Jonathan Garibay later in the quarter.

Mississippi State answered on its next series with Will Rogers converting on third-and-11 on the Red Raiders 38 to extend the drive. Rogers evaded a strong rush before finding Jo'quavious Marks for 18 yards to the 20. Two plays later, Rogers fired a 17-yard scoring pass to Rara Thomas.

The Red Raiders took advantage of a Bulldogs miscue in the closing seconds of the half to go up 13-7. Mississippi State punt returner Austin Williams muffed a Texas Tech punt inside the Bulldogs 20-yard line and Jake Bishop recovered at the 14 with 31 seconds remaining. Garibay added a 26-yard field goal with 13 seconds left. Mississippi State was held to 126 yards in the first half. Rogers, averaging 372 yards passing per game, managed 103 yards on 10-of-17 passing in the half and finished with 290.

SCORING SUMMARY

QTR	Time	Team	Scoring Play
1st	012:40	TTU	Brooks, T. 19 yd run (Garibay, J. kick)
	03:03	TTU	Garibay, J. 31 yd field goal
2nd	14:08	MSU	Thomas, R. 17 yd pass from Rogers, W. (Mccord, N. kick)
	00:13	TTU	Garibay, J. 26 yd field goal
3rd	09:03	TTU	Smith, D. 1 yd run (Garibay, J. kick)
	00:02	TTU	Sparkman, J.J. 14 yd pass from Smith, D. (Garibay, J. kick)
4th	08:47	TTU	Thompson, S. 1 yd run (Garibay, J. kick)

**RUSHING:** Mississippi St.-Johnson,Dillon 9-66; Marks,Jo'quavious 5-19; Rogers,Will 6-4. Texas Tech-Brooks, Tahj 16-109; Thompson, SaRodorick 14-80; Smith,Donovan 5-36; Geiger,Kaylon 3-18; Price, Myles 2-15; White,Xavier 4-10.

**PASSING:** Mississippi St.-Rogers,Will 32-53-1-290. Texas Tech-Smith,Donovan 15-28-0-252.

**RECEIVING:** Mississippi St.-Polk,Makai 7-57; Williams,Austin 5-74; Marks,J. 4-38; Calvin,Jamire 4-10; Johnson,D. 3-26; Walley,Jaden 3-18; Thomas,Rara 2-32; Griffin,L. 2-18; Ducking,Caleb 2-17. Texas Tech-Geiger,K. 4-9; Price,M. 3-72; Jerand,Bradley 2-64; Koontz,Travis 2-41; Sparkman,J.J. 2-29; White,X. 1-19; Cleveland,Trey 1-18.

BOWL RECORDS

INDIVIDUAL RECORDS

RUSHING

Most Attempts

33	James Gray vs. Duke	1989 All-American
27	Byron Morris vs. Oklahoma	1993 John Hancock
24	Byron Hanspard vs. Air Force	1995 Copper

Most Net Yards

280	James Gray vs. Duke	1989 All-American
260	Byron Hanspard vs. Air Force	1995 Copper
172	George Smith vs. North Carolina	1972 Sun

Highest Average Per Carry (10 carry min.)

12.3	George Smith vs. North Carolina	1972 Sun
10.9	Bobby Cavazos vs. Auburn	1953 Gator
10.8	Byron Hanspard vs. Air Force	1995 Copper

Most rushing TDs

4	James Gray vs. Duke	1989 All-American
4	Byron Hanspard vs. Air Force	1995 Copper
3	Bobby Cavazos vs. Auburn	1953 Gator
3	George Smith vs. North Carolina	1972 Sun

Longest Rushing TD

86	Eric Stephens vs. Northwestern	2010 TicketCity
----	--------------------------------	-----------------

PASSING

Most Attempts

69	Graham Harrell vs. Virginia	2007 Gator
60	Sonny Cumbie vs. California	2004 Holiday
59	Nic Shimonek vs. South Florida	2017 Birmingham

Most Completions

44	Graham Harrell vs. Virginia	2007 Gator
43	Taylor Potts vs. Northwester	2010 TicketCity
41	B.J. Symons vs. Navy	2003 Houston

Highest Percentage of Completions (10 attempt min.)

77.4	B.J. Symons vs. Navy	2003 Houston
74.4	Kliff Kingsbury vs. Clemson	2002 Tangerine
72.7	Joe Barnes vs. Tennessee	1973 Gator

Most Yards Gained

520	Sonny Cumbie vs. California	2004 Holiday
497	B.J. Symons vs. Navy	2003 Houston
445	Graham Harrell vs. Minnesota	2006 Insight

Most TD Passes

4	Kliff Kingsbury vs. East Carolina	2000 Gallery Furniture
4	B.J. Symons vs. Navy	2003 Houston
4	Graham Harrell vs. Mississippi	2008 Cotton
4	Taylor Potts vs. Northwestern	2010 TicketCity
4	Davis Webb vs. Arizona State	2013 Holiday
4	Patrick Mahomes II vs. LSU	2015 Texas

RECEIVING

Most Receptions

11	Joel Filani vs. Minnesota	2006 Insight
11	Darrin Moore vs. Minnesota	2012 Meineke
11	Keke Coutee vs. South Florida	2017 Birmingham
10	Eric Morris vs. Mississippi	2008 Cotton
10	Lyle Leong vs. Northwestern	2010 TicketCity

Most Yards Gained

187	Keke Coutee vs. South Florida	2017 Birmingham
162	Joel Filani vs. Minnesota	2006 Insight
147	Darrell Jones vs. East Carolina	2000 galleryfurniture
	Trey Haverty vs. California	2004 Holiday

Most TD Receptions

3	Jakeem Grant vs. LSU	2015 Texas
2	Billy Taylor vs. Nebraska	1976 Bluebonnet
	Derek Dorris vs. East Carolina	2000 Gallery Furniture
	Mickey Peters vs. Navy	2003 Houston
	Jarrett Hicks vs. California	2004 Holiday
	Edward Britton vs. Mississippi	2008 Cotton
	Lyle Leong vs. Northwestern	2010 TicketCity
	Jakeem Grant vs. Arizona State	2013 Holiday

KICKING

Most FGs made

2	Brian Hall vs. Vanderbilt	1974 Peach
	Tony Rogers vs. Air Force	1995 Copper
	Robert Treece vs. Iowa	2001 Alamo
	Robert Treece vs. Clemson	2002 Tangerine
	Matt Williams vs. Michigan State	2009 Alamo
	Ryan Bustin vs. Minnesota	2012 Meineke
	Clayton Hatfield vs. South Florida	2017 Birmingham

Most PATs

7	Tony Rogers vs. Air Force	1995 Copper
6	Alex Trlica vs. California	2004 Holiday
	Matt Williams vs. Northwestern	2010 TicketCity

Kickoff Return For Touchdown

1	Jakeem Grant vs. Minnesota	2012 Meineke
1	Reginald Davis vs. Arizona State	2013 Holiday

Most Points Scored

24	James Gray vs. Duke	1989 All-American
24	Byron Hanspard vs. Air Force	1995 Copper
18	Bobby Cavazos vs. Auburn	1953 Gator
18	George Smith vs. North Carolina	1972 Sun
18	Jakeem Grant vs. LSU	2015 Texas
18	Keke Coutee vs. South Florida	2017 Birmingham

Longest FG

52	Alex Trlica vs. Minnesota	2006 Insight
50	Clinton Greathouse vs. Iowa	2001 Alamo

TOTAL OFFENSE

Most Offensive Plays

73	Graham Harrell vs. Virginia	2007 Gator
69	Patrick Mahomes II vs. LSU	2015 Texas
64	Graham Harrell vs. Mississippi	2008 Cotton
63	Nic Shimonek vs. South Florida	2017 Birmingham
62	Sonny Cumbie vs. California	2004 Holiday

Most Yards

514	Sonny Cumbie vs. California	2004 Holiday
500	B.J. Symons vs. Navy	2003 Houston
439	Graham Harrell vs. Minnesota	2006 Insight

TEAM/INDIVIDUAL STATISTICS

Team Results

	Date	Opponent		Score	Att.
	09/03/2022	Murray St.	W	63-10	58823
	09/10/2022	Houston	Wot2	33-30	56271
	09/17/2022	at NC State	L	14-27	56919
*	09/24/2022	Texas	Wot1	37-34	60975
*	10/01/2022	at Kansas St.	L	28-37	50782
*	10/08/2022	at Oklahoma St.	L	31-41	55509
*	10/22/2022	West Virginia	W	48-10	56530
*	10/29/2022	Baylor	L	17-45	60705
*	11/05/2022	at TCU	L	24-34	44760
*	11/12/2022	Kansas	W	43-28	55613
*	11/19/2022	at Iowa St.	W	14-10	52676
*	11/26/2022	Oklahoma	Wot1	51-48	51126

Rushing

Player	gp	att	gain	loss	net	avg	td	lg	avg/g
SaRodorick Thompson	12	132	718	48	670	5.1	6	36	55.8
Tahj Brooks	12	133	630	29	601	4.5	7	31	50.1
Tyler Shough	6	47	225	67	158	3.4	2	19	26.3
Cam'Ron Valdez	3	17	141	1	140	8.2	0	38	46.7
Donovan Smith	12	76	234	118	116	1.5	7	27	9.7
Behren Morton	8	42	164	85	79	1.9	2	15	9.9
Bryson Donnell	3	16	74	2	72	4.5	0	38	24.0
Nehemiah Martinez	12	2	12	0	12	6.0	0	6	1.0
Xavier White	12	1	5	0	5	5.0	0	5	0.4
Blake Bedwell	2	2	4	0	4	2.0	0	2	2.0
Jaylon Hutchings	12	1	1	0	1	1.0	1	1	0.1
Team	12	8	0	28	-28	-3.5	0	0	-2.3
Total	12	477	2208	378	1830	3.8	25	38	152.5
Opponents	12	473	2305	308	1997	4.2	16	69	166.4

Passing

Player	gp	effic	comp-att-int	pct	yds	td	lg	avg/g
Donovan Smith	12	133.9	146-221-8	66.1	1505	12	58	125.4
Behren Morton	8	119.6	96-168-6	57.1	1117	7	55	139.6
Tyler Shough	6	134.1	82-138-3	59.4	1062	6	47	177.0
Myles Price	10	0.0	0-1-0	0.0	0	0	0	0.0
Team	12	0.0	0-1-0	0.0	0	0	0	0.0
Total	12	128.9	324-529-17	61.2	3684	25	58	307.0
Opponents	12	138.4	226-384-7	58.9	2977	21	77	248.1

Receiving

Player	gp	no.	yds	avg	td	lg	avg/g
Myles Price	10	48	478	10.0	2	54	47.8
Jerand Bradley	11	43	656	15.3	5	47	59.6
Xavier White	12	42	561	13.4	3	55	46.8
Nehemiah Martinez	12	32	394	12.3	2	43	32.8
Loic Fouonji	12	27	351	13.0	3	39	29.3
Tahj Brooks	12	26	164	6.3	1	17	13.7
Trey Cleveland	11	22	344	15.6	0	58	31.3
SaRodorick Thompson	12	22	125	5.7	1	30	10.4
J.J. Sparkman	10	14	150	10.7	1	33	15.0
Mason Tharp	10	12	100	8.3	2	21	10.0
Baylor Cupp	11	12	132	11.0	2	24	12.0
Brady Boyd	11	12	116	9.7	1	18	10.5
Henry Teeter	11	5	56	11.2	1	23	5.1
Jordan Brown	7	3	18	6.0	0	10	2.6
Donovan Smith	12	1	15	15.0	1	15	1.3
Drew Hocutt	11	1	11	11.0	0	11	1.0
Haydon Wiginton	1	1	7	7.0	0	7	7.0
Tyler King	1	1	6	6.0	0	6	6.0
Total	12	324	3684	11.4	25	58	307.0
Opponents	12	226	2977	13.2	21	77	248.1

Game Records

Record	Overall	Home	Away	Neutral
ALL GAMES	7-5	6-1	1-4	0-0
CONFERENCE	5-4	4-1	1-3	0-0
NON-CONFERENCE	2-1	2-0	0-1	0-0

Team Statistics

	TTU	OPP
First Downs	318	240
Rushing	125	101
Passing	170	119
Penalty	23	20
Rushing Yardage	1830	1997
Rushing attempts	477	473
Average per rush	3.8	4.2
Average per game	152.5	166.4
TDs Rushing	25	16
Passing Yardage	3684	2977
Comp-Att-Int	324-529-17	226-384-7
Average per pass	7.0	7.8
Average per catch	11.4	13.2
Average per game	307.0	248.1
TDs Passing	25	21
Total offense	5514	4974
Average per play	5.5	5.8
Average per game	459.5	414.5
Kick returns: #-Yards	27-595	20-335
Punt returns: #-Yards	16-110	10-157
Int returns: #-Yards	7-36	17-271
Fumbles-Lost	17-6	11-7
Penalties-Yards	71-561	73-656
Punts-Avg	49-44.4	59-41.8
Time of possession / game	29:17	30:14
3rd-down conversion	71/192	73/189
4rd-down conversion	28/46	9/25
PAT-attempts	(45-46) 98%	(40-40) 100%
2-point conversion-attempts	(2-3) 67%	(1-1) 100%

Interceptions

Player	no.	yds	avg	td	lg
Dadrion Taylor-Demerson	2	0	0.0	0	0
Reggie Pearson	2	36	18.0	0	25
Rayshad Williams	1	0	0.0	0	0
Kosi Eldridge	1	0	0.0	0	0
Malik Dunlap	1	0	0.0	0	0
Total	7	36	5.1	0	25
Opponents	17	271	15.9	3	84

INDIVIDUAL STATISTICS

Field Goals

Player	fg	pct.	01-19	20-29	30-39	40-49	50-99	lg	blk
Trey Wolff	18-21	85.7	0-0	7-7	5-5	4-7	2-2	51	0
Gino Garcia	0-1	0.0	0-0	0-0	0-0	0-1	0-0	0	0
Opponents	22-28	78.6	0-0	7-7	7-11	8-10	0-0	48	2

Scoring

			PAT							
Player	td	fg	kick	rush	rcv	pass	dxp	saf	pts	
Trey Wolff	-	18-21	38-39	-	-	-	-	-	92	
Tahj Brooks	8	-	-	-	-	-	-	-	48	
Donovan Smith	8	-	-	-	-	1	-	-	48	
SaRodorick Thompson	7	-	-	-	-	-	-	-	42	
Jerand Bradley	5	-	-	-	-	-	-	-	30	
Xavier White	3	-	-	1	-	-	-	-	20	
Loic Fouonji	3	-	-	-	-	-	-	-	18	
Mason Tharp	2	-	-	-	1	-	-	-	14	
Behren Morton	2	-	-	-	-	-	-	-	12	
Nehemiah Martinez	2	-	-	-	-	-	-	-	12	
Baylor Cupp	2	-	-	-	-	-	-	-	12	
Myles Price	2	-	-	-	-	-	-	-	12	
Tyler Shough	2	-	-	-	-	-	-	-	12	
Gino Garcia	-	0-1	7-7	-	-	-	-	-	7	
J.J. Sparkman	1	-	-	-	-	-	-	-	6	
Brady Boyd	1	-	-	-	-	-	-	-	6	
Henry Teeter	1	-	-	-	-	-	-	-	6	
Jaylon Hutchings	1	-	-	-	-	-	-	-	6	
Total	50	18-22	45-46	1	1	1	0	0	403	
Opponents	41	22-28	40-40	0	1	1	0	0	354	

Score by Periods

Team	1st	2nd	3rd	4th	OT	TOT
Texas Tech	79	122	91	92	19	403
Opponents	83	88	56	117	10	354

Punting

Player	no.	yds	avg	lg	tb	fc	i20	50+	blk
Austin McNamara	49	2177	44.4	65	3	24	15	15	0
Total	49	2177	44.4	65	3	24	15	15	0
Opponents	59	2464	41.8	67	2	18	21	12	2

Punt Returns

Player	no.	yds	avg	td	lg
Myles Price	7	63	9.0	0	20
Drew Hocutt	4	25	6.3	0	19
Adrian Frye	3	7	2.3	0	5
Xavier White	2	15	7.5	0	13
Total	16	110	6.9	0	20
Opponents	10	157	15.7	1	82

Kick Returns

Player	no.	yds	avg	td	lg
Xavier White	14	316	22.6	0	36
Nehemiah Martinez	7	130	18.6	0	25
Jordan Brown	5	129	25.8	0	67
Tyrique Matthews	1	20	20.0	0	20
Total	27	595	22.0	0	67
Opponents	20	335	16.8	0	30

All Purpose

Player	g	rush	rcv	pr	kr	ir	total	avg/g
Xavier White	12	5	561	15	316	0	897	74.8
SaRodorick Thompson	12	670	125	0	0	0	795	66.3
Tahj Brooks	12	601	164	0	0	0	765	63.8
Jerand Bradley	11	0	656	0	0	0	656	59.6
Myles Price	10	0	478	63	0	0	541	54.1
Nehemiah Martinez	12	12	394	0	130	0	536	44.7
Loic Fouonji	12	0	351	0	0	0	351	29.3
Trey Cleveland	11	0	344	0	0	0	344	31.3
Tyler Shough	6	158	0	0	0	0	158	26.3
J.J. Sparkman	10	0	150	0	0	0	150	15.0
Jordan Brown	7	0	18	0	129	0	147	21.0
Cam'Ron Valdez	3	140	0	0	0	0	140	46.7
Baylor Cupp	11	0	132	0	0	0	132	12.0
Donovan Smith	12	116	15	0	0	0	131	10.9
Brady Boyd	11	0	116	0	0	0	116	10.5
Mason Tharp	10	0	100	0	0	0	100	10.0
Behren Morton	8	79	0	0	0	0	79	9.9
Bryson Donnell	3	72	0	0	0	0	72	24.0
Henry Teeter	11	0	56	0	0	0	56	5.1
Reggie Pearson	12	0	0	0	0	36	36	3.0
Drew Hocutt	11	0	11	25	0	0	36	3.3
Tyrique Matthews	12	0	0	0	20	0	20	1.7
Adrian Frye	7	0	0	7	0	0	7	1.0
Haydon Wiginton	1	0	7	0	0	0	7	7.0
Tyler King	1	0	6	0	0	0	6	6.0
Blake Bedwell	2	4	0	0	0	0	4	2.0
Jaylon Hutchings	12	1	0	0	0	0	1	0.1
Total	12	1830	3684	110	595	36	6255	521.3
Opponents	12	1997	2977	157	335	271	5737	478.1

Total Offense

Player	g	plays	rush	pass	total	avg/g
Donovan Smith	12	297	116	1505	1621	135.1
Tyler Shough	6	185	158	1062	1220	203.3
Behren Morton	8	210	79	1117	1196	149.5
SaRodorick Thompson	12	132	670	0	670	55.8
Tahj Brooks	12	133	601	0	601	50.1
Cam'Ron Valdez	3	17	140	0	140	46.7
Bryson Donnell	3	16	72	0	72	24.0
Nehemiah Martinez	12	2	12	0	12	1.0
Xavier White	12	1	5	0	5	0.4
Blake Bedwell	2	2	4	0	4	2.0
Jaylon Hutchings	12	1	1	0	1	0.1
Total	12	1006	1830	3684	5514	459.5
Opponents	12	857	1997	2977	4974	414.5

# TEXAS TECH GAME-BY-GAME STATS

Date	Opponent	Rushing				Receiving				Passing				Kick Returns				Punt Returns				tot off
		no.	yds	td	lg	no.	yds	td	lg	cmp-att-int	yds	td	lg	no.	yds	td	lg	no.	yds	td	lg	
09/03/2022	Murray St.	29	133	3	24	27	472	6	39	27-36-1	472	6	39	2	71	0	36	5	55	0	19	605
09/10/2022	Houston	44	118	2	27	36	350	2	54	36-59-3	350	2	54	1	19	0	19	2	2	0	3	468
09/17/2022	at NC State	26	54	1	13	25	299	1	38	25-43-3	299	1	38	5	98	0	25	2	6	0	6	353
09/24/2022	Texas	44	148	2	19	37	331	2	35	37-55-0	331	2	35	3	66	0	25	1	20	0	20	479
10/01/2022	at Kansas St.	34	114	1	23	34	359	2	58	34-48-2	359	2	58	2	47	0	33	0	0	0	0	473
10/08/2022	at Oklahoma St.	41	148	2	19	39	379	2	36	39-63-1	379	2	36	2	33	0	19	0	0	0	0	527
10/22/2022	West Virginia	54	239	3	38	32	355	3	55	32-49-0	355	3	55	1	13	0	13	1	2	0	2	594
10/29/2022	Baylor	36	149	1	31	12	159	1	39	12-38-5	159	1	39	0	0	0	0	0	0	0	0	308
11/05/2022	at TCU	39	195	1	38	16	157	2	47	16-32-1	157	2	47	4	82	0	26	2	17	0	15	352
11/12/2022	Kansas	48	264	4	36	20	246	1	47	20-34-0	246	1	47	1	15	0	15	0	0	0	0	510
11/19/2022	at Iowa St.	38	105	1	15	15	141	1	29	15-21-0	141	1	29	3	58	0	21	1	4	0	4	246
11/26/2022	Oklahoma	44	163	4	19	31	436	2	44	31-51-1	436	2	44	3	93	0	67	2	4	0	2	599
<b>Texas Tech</b>		<b>477</b>	<b>1830</b>	<b>25</b>	<b>38</b>	<b>324</b>	<b>3684</b>	<b>25</b>	<b>58</b>	<b>324-529-17</b>	<b>3684</b>	<b>25</b>	<b>58</b>	<b>27</b>	<b>595</b>	<b>0</b>	<b>67</b>	<b>16</b>	<b>110</b>	<b>0</b>	<b>20</b>	<b>5514</b>
<b>Opponents</b>		<b>473</b>	<b>1997</b>	<b>16</b>	<b>69</b>	<b>226</b>	<b>2977</b>	<b>21</b>	<b>77</b>	<b>226-384-7</b>	<b>2977</b>	<b>21</b>	<b>77</b>	<b>20</b>	<b>335</b>	<b>0</b>	<b>30</b>	<b>10</b>	<b>157</b>	<b>1</b>	<b>82</b>	<b>4974</b>

## Texas Tech Averages

Games	Avg/ rush	Avg/ catch	Pass effic	KR avg	PR avg	All purpose avg/game	Total offense avg/game
12	3.8	11.4	128.9	22.0	6.9	521.3	459.5

Date	Opponent	Tackles				Sacks	Fumble		Pass Defense			blkd kick	PAT attempts			off		
		ua	a total	tfl-yds	no-yds		ff	fr-yds	int-yds	qbh	brup		kick	rush	rcv	saf	t/o	pts
09/03/2022	Murray St.	39	22	61	13.0-45	4-21	0	0-0	0-0	1	3	1	9-9	0	0	0	0	63
09/10/2022	Houston	42	14	56	4.0-21	2-16	1	1-0	1-11	5	4	0	3-3	0	0	0	0	33
09/17/2022	at NC State	32	34	66	7.0-23	2-11	1	1-0	0-0	4	4	0	2-2	0	0	0	0	14
09/24/2022	Texas	38	12	50	3.0-12	1-6	1	1-0	1-25	1	1	0	4-4	0	0	0	3	37
10/01/2022	at Kansas St.	37	6	43	5.0-31	3-23	2	1-0	0-0	5	0	0	2-2	0	1	0	0	28
10/08/2022	at Oklahoma St.	41	28	69	6.0-18	3-9	0	0-0	0-0	7	10	1	4-4	0	0	0	0	31
10/22/2022	West Virginia	39	20	59	6.0-22	1-8	1	1-0	3-0	3	2	0	6-6	0	0	0	17	48
10/29/2022	Baylor	63	20	83	7.0-20	1-6	0	1-0	0-0	4	1	0	2-2	0	0	0	7	17
11/05/2022	at TCU	41	36	77	10.0-41	4-23	0	0-0	0-0	2	2	0	3-3	0	0	0	0	24
11/12/2022	Kansas	44	8	52	7.0-38	3-23	1	1-8	1-0	3	4	1	4-4	0	0	0	3	43
11/19/2022	at Iowa St.	52	26	78	7.0-25	2-14	1	0-0	0-0	5	2	1	2-2	0	0	0	0	14
11/26/2022	Oklahoma	57	20	77	8.0-25	3-11	0	0-0	1-0	7	2	0	4-5	1	0	0	7	51
<b>Texas Tech</b>		<b>525</b>	<b>246</b>	<b>771</b>	<b>83.0-321</b>	<b>29-171</b>	<b>8</b>	<b>7-8</b>	<b>7-36</b>	<b>47</b>	<b>35</b>	<b>4</b>	<b>45-46</b>	<b>1</b>	<b>1</b>	<b>0</b>	<b>37</b>	<b>403</b>
<b>Opponents</b>		<b>573</b>	<b>330</b>	<b>903</b>	<b>92.0-380</b>	<b>39-251</b>	<b>11</b>	<b>6-31</b>	<b>17-271</b>	<b>46</b>	<b>62</b>	<b>0</b>	<b>40-40</b>	<b>0</b>	<b>1</b>	<b>0</b>	<b>47</b>	<b>354</b>

Date	Opponent	Punting										Field Goals			Kickoffs			
		no.	yds	avg	long	blkd	tb	fc	50+	i20	md-att	long	blkd	no.	yds	avg	tb	ob
09/03/2022	Murray St.	4	183	45.8	56	0	0	0	2	3	0-0	0	0	10	650	65.0	8	0
09/10/2022	Houston	4	178	44.5	53	0	0	2	1	2	2-4	47	0	5	293	58.6	2	0
09/17/2022	at NC State	6	247	41.2	50	0	0	3	1	1	0-0	0	0	3	195	65.0	3	0
09/24/2022	Texas	2	85	42.5	59	0	0	0	1	1	3-3	45	0	7	430	61.4	5	1
10/01/2022	at Kansas St.	3	136	45.3	60	0	1	1	1	1	2-3	51	0	4	255	63.8	2	1
10/08/2022	at Oklahoma St.	4	166	41.5	46	0	0	3	0	0	1-2	23	0	6	322	53.7	2	0
10/22/2022	West Virginia	2	108	54.0	65	0	1	0	1	1	2-2	46	0	9	578	64.2	7	0
10/29/2022	Baylor	2	96	48.0	53	0	0	1	1	1	1-1	33	0	4	260	65.0	4	0
11/05/2022	at TCU	6	282	47.0	55	0	1	2	4	3	1-1	29	0	4	239	59.8	0	0
11/12/2022	Kansas	3	140	46.7	63	0	0	2	2	0	3-3	51	0	8	474	59.3	3	0
11/19/2022	at Iowa St.	7	273	39.0	49	0	0	6	0	1	0-0	0	0	3	181	60.3	0	0
11/26/2022	Oklahoma	6	283	47.2	52	0	0	4	1	1	3-3	43	0	8	461	57.6	3	0
<b>Texas Tech</b>		<b>49</b>	<b>2177</b>	<b>44.4</b>	<b>65</b>	<b>0</b>	<b>3</b>	<b>24</b>	<b>15</b>	<b>15</b>	<b>18-22</b>	<b>51</b>	<b>0</b>	<b>71</b>	<b>4338</b>	<b>61.1</b>	<b>39</b>	<b>2</b>
<b>Opponents</b>		<b>59</b>	<b>2464</b>	<b>41.8</b>	<b>67</b>	<b>2</b>	<b>2</b>	<b>18</b>	<b>12</b>	<b>21</b>	<b>22-28</b>	<b>48</b>	<b>2</b>	<b>72</b>	<b>4613</b>	<b>64.1</b>	<b>39</b>	<b>4</b>

# OPPONENTS GAME-BY-GAME STATS

Date	Opponent	Rushing				Receiving				Passing				Kick Returns				Punt Returns				tot off
		no.	yds	td	lg	no.	yds	td	lg	cmp-att-int	yds	td	lg	no.	yds	td	lg	no.	yds	td	lg	
09/03/2022	Murray St.	41	50	0	11	9	208	1	54	9-23-0	208	1	54	2	40	0	30	1	0	0	0	258
09/10/2022	Houston	29	87	1	18	20	266	1	63	20-39-1	266	1	63	2	40	0	27	1	35	0	35	353
09/17/2022	at NC State	37	111	1	16	16	159	1	38	16-24-0	159	1	38	0	0	0	0	0	0	0	0	270
09/24/2022	Texas	30	151	2	40	20	277	2	39	20-30-1	277	2	39	1	30	0	30	1	7	0	7	428
10/01/2022	at Kansas St.	39	343	3	69	12	116	1	20	12-19-0	116	1	20	1	20	0	20	1	9	0	9	459
10/08/2022	at Oklahoma St.	41	137	3	14	22	297	1	32	22-45-0	297	1	32	3	71	0	30	1	7	0	7	434
10/22/2022	West Virginia	26	73	0	16	24	209	1	28	24-40-3	209	1	28	1	16	0	16	1	10	0	10	282
10/29/2022	Baylor	59	231	4	19	19	211	1	30	19-30-0	211	1	30	0	0	0	0	1	-4	0	0	442
11/05/2022	at TCU	51	234	1	50	12	195	2	38	12-23-0	195	2	38	4	55	0	20	3	93	1	82	429
11/12/2022	Kansas	32	242	1	63	20	283	3	66	20-33-1	283	3	66	3	36	0	19	0	0	0	0	525
11/19/2022	at Iowa St.	43	128	0	15	23	294	1	37	23-36-0	294	1	37	2	27	0	14	0	0	0	0	422
11/26/2022	Oklahoma	45	210	0	24	29	462	6	77	29-42-1	462	6	77	1	0	0	6	0	0	0	0	672
<b>Opponents</b>		<b>473</b>	<b>1997</b>	<b>16</b>	<b>69</b>	<b>226</b>	<b>2977</b>	<b>21</b>	<b>77</b>	<b>226-384-7</b>	<b>2977</b>	<b>21</b>	<b>77</b>	<b>20</b>	<b>335</b>	<b>0</b>	<b>30</b>	<b>10</b>	<b>157</b>	<b>1</b>	<b>82</b>	<b>4974</b>
<b>Texas Tech</b>		<b>477</b>	<b>1830</b>	<b>25</b>	<b>38</b>	<b>324</b>	<b>3684</b>	<b>25</b>	<b>58</b>	<b>324-529-17</b>	<b>3684</b>	<b>25</b>	<b>58</b>	<b>27</b>	<b>595</b>	<b>0</b>	<b>67</b>	<b>16</b>	<b>110</b>	<b>0</b>	<b>20</b>	<b>5514</b>

## Opponents Averages

Games	Avg/ rush	Avg/ catch	Pass effc	KR avg	PR avg	All purpose avg/game	Total offense avg/game
12	4.2	13.2	138.4	16.8	15.7	478.1	414.5

Date	Opponent	Tackles				Sacks no-yds	Fumble		Pass Defense			blkd kick	PAT attempts			off		
		ua	a	total	tfl-yds		ff	fr-yds	int-yds	qbh	brup		kick	rush	rcv	saf	t/o	pts
09/03/2022	Murray St.	47	10	57	2.0-17	1-13	1	0-0	1-0	1	2	0	1-1	0	0	0	0	10
09/10/2022	Houston	60	28	88	14.0-67	6-49	1	0-0	3-115	3	5	0	3-3	0	0	0	10	30
09/17/2022	at NC State	33	40	73	7.0-34	4-26	0	1-0	3-84	10	2	0	3-3	0	0	0	10	27
09/24/2022	Texas	61	40	101	8.0-16	2-3	2	0-0	0-0	3	7	0	4-4	0	0	0	0	34
10/01/2022	at Kansas St.	56	12	68	10.0-33	6-27	2	2-0	2-0	4	3	0	4-4	0	0	0	0	37
10/08/2022	at Oklahoma St.	53	32	85	14.0-43	4-21	1	0-0	1-13	12	9	0	3-3	0	1	0	3	41
10/22/2022	West Virginia	57	24	81	5.0-17	1-9	0	0-0	0-0	3	2	0	1-1	0	0	0	0	10
10/29/2022	Baylor	33	18	51	8.0-54	6-51	0	0-0	5-45	3	7	0	6-6	0	0	0	14	45
11/05/2022	at TCU	39	34	73	9.0-33	4-18	0	0-0	1-0	2	8	0	4-4	0	0	0	0	34
11/12/2022	Kansas	51	18	69	3.0-12	1-5	1	0-0	0-0	2	5	0	4-4	0	0	0	0	28
11/19/2022	at Iowa St.	34	34	68	6.0-26	3-20	2	1-19	0-0	0	3	0	1-1	0	0	0	0	10
11/26/2022	Oklahoma	49	40	89	6.0-28	1-9	1	2-12	1-14	3	9	0	6-6	0	0	0	10	48
<b>Opponents</b>		<b>573</b>	<b>330</b>	<b>903</b>	<b>92.0-380</b>	<b>39-251</b>	<b>11</b>	<b>6-31</b>	<b>17-271</b>	<b>46</b>	<b>62</b>	<b>0</b>	<b>40-40</b>	<b>0</b>	<b>1</b>	<b>0</b>	<b>47</b>	<b>354</b>
<b>Texas Tech</b>		<b>525</b>	<b>246</b>	<b>771</b>	<b>83.0-321</b>	<b>29-171</b>	<b>8</b>	<b>7-8</b>	<b>7-36</b>	<b>47</b>	<b>35</b>	<b>4</b>	<b>45-46</b>	<b>1</b>	<b>1</b>	<b>0</b>	<b>37</b>	<b>403</b>

Date	Opponent	Punting										Field Goals			Kickoffs			
		no.	yds	avg	long	blkd	tb	fc	50+	i20	md-att	long	blkd	no.	yds	avg	tb	ob
09/03/2022	Murray St.	12	474	39.5	57	1	0	1	3	2	1-1	31	0	3	203	67.7	1	0
09/10/2022	Houston	5	257	51.4	67	0	0	0	2	3	3-4	35	0	5	338	67.6	3	1
09/17/2022	at NC State	7	272	38.9	59	0	0	2	1	2	2-2	47	0	6	385	64.2	1	0
09/24/2022	Texas	3	130	43.3	48	0	0	1	0	1	2-2	48	0	6	373	62.2	1	1
10/01/2022	at Kansas St.	5	184	36.8	47	0	0	4	0	2	3-3	32	0	8	508	63.5	5	1
10/08/2022	at Oklahoma St.	5	206	41.2	50	1	0	2	1	3	4-4	42	0	9	580	64.4	5	1
10/22/2022	West Virginia	5	233	46.6	63	0	1	2	2	1	1-1	38	0	3	183	61.0	2	0
10/29/2022	Baylor	3	93	31.0	48	0	0	1	0	2	1-1	48	0	8	520	65.0	8	0
11/05/2022	at TCU	4	174	43.5	51	0	0	2	1	0	2-2	40	0	7	435	62.1	3	0
11/12/2022	Kansas	2	96	48.0	49	0	0	1	0	1	0-2	0	1	5	325	65.0	4	0
11/19/2022	at Iowa St.	5	192	38.4	45	0	1	2	0	3	1-3	36	1	3	181	60.3	0	0
11/26/2022	Oklahoma	3	153	51.0	56	0	0	0	2	1	2-3	42	0	9	582	64.7	6	0
<b>Opponents</b>		<b>59</b>	<b>2464</b>	<b>41.8</b>	<b>67</b>	<b>2</b>	<b>2</b>	<b>18</b>	<b>12</b>	<b>21</b>	<b>22-28</b>	<b>48</b>	<b>2</b>	<b>72</b>	<b>4613</b>	<b>64.1</b>	<b>39</b>	<b>4</b>
<b>Texas Tech</b>		<b>49</b>	<b>2177</b>	<b>44.4</b>	<b>65</b>	<b>0</b>	<b>3</b>	<b>24</b>	<b>15</b>	<b>15</b>	<b>18-22</b>	<b>51</b>	<b>0</b>	<b>71</b>	<b>4338</b>	<b>61.1</b>	<b>39</b>	<b>2</b>

# GAME-BY-GAME INDIVIDUAL STATS | OFFENSE

#2 Behren Morton	Comp	Att	Int	Pct	Yards	TD	Long	Sacked	Effic.
Murray St.	7	10	1	70.0	97	1	24	1-13	164.5
NC State	4	7	1	57.1	85	0	38	0-0	130.6
Oklahoma St.	39	62	1	62.9	379	2	36	4-21	121.7
West Virginia	28	45	0	62.2	325	2	55	1-9	137.6
Baylor	11	34	3	32.4	152	1	39	3-26	62.0
TCU	7	10	0	70.0	79	1	47	3-10	169.4
<b>Totals</b>	<b>96</b>	<b>168</b>	<b>6</b>	<b>57.1</b>	<b>1117</b>	<b>7</b>	<b>55</b>	<b>12-79</b>	<b>119.6</b>

#7 Donovan Smith	Comp	Att	Int	Pct	Yards	TD	Long	Sacked	Effic.
Murray St.	14	16	0	87.5	221	4	39	0-0	286.0
Houston	36	58	3	62.1	350	2	54	6-49	113.8
NC State	21	36	2	58.3	214	1	24	4-26	106.3
Texas	37	55	0	67.3	331	2	35	2-3	129.8
Kansas St.	34	48	2	70.8	359	2	58	6-27	139.1
Oklahoma St.	0	1	0	0.0	0	0	0	0-0	0.0
West Virginia	4	4	0	100.0	30	1	23	0-0	245.5
Baylor	0	2	1	0.0	0	0	0	0-0	-100.0
Kansas	0	1	0	0.0	0	0	0	0-0	0.0
<b>Totals</b>	<b>146</b>	<b>221</b>	<b>8</b>	<b>66.1</b>	<b>1505</b>	<b>12</b>	<b>58</b>	<b>18-105</b>	<b>133.9</b>

#12 Tyler Shough	Comp	Att	Int	Pct	Yards	TD	Long	Sacked	Effic.
Murray St.	6	10	0	60.0	154	1	39	0-0	222.4
Baylor	1	2	1	50.0	7	0	7	3-25	-20.6
TCU	9	22	1	40.9	78	1	33	1-8	76.6
Kansas	20	33	0	60.6	246	1	47	1-5	133.2
Iowa St.	15	21	0	71.4	141	1	29	3-20	143.5
Oklahoma	31	50	1	62.0	436	2	44	1-9	144.4
<b>Totals</b>	<b>82</b>	<b>138</b>	<b>3</b>	<b>59.4</b>	<b>1062</b>	<b>6</b>	<b>47</b>	<b>9-67</b>	<b>134.1</b>

# GAME-BY-GAME INDIVIDUAL STATS | OFFENSE

## Rushing

Player	No-Yds/TD	MUR	UH	NCSU	UT	KState	OSU	WVU	Baylor	TCU	KU	IowaSt	OU
Tahj Brooks	133-601/7	6-50/3	17-78/1	4-4/0	12-36/0	10-39/0	4-8/0	17-107/2	16-98/0	10-59/0	16-51/1	9-45/0	12-26/0
SaRodrick Thompson	132-670/6	7-48/0	5-11/0	9-39/0	17-70/1	6-55/0	20-87/1	15-59/1	10-66/0	8-46/0	7-68/1	7-35/0	21-86/2
Donovan Smith	76-116/7	2-9/0	21-31/1	11-9/1	15-42/1	18-20/1	-	1-3/0	-	4-6/0	1-6/1	2-2/1	1-6/1
Tyler Shough	47-158/2	1-17/0	DNP	DNP	DNP	DNP	DNP	DNP	4-21/0	7-9/1	12-76/1	14-33/0	9-44/0
Behren Morton	42-79/2	3--15/0	-	2-20/0	-	DNP	17-53/1	8-17/0	6-6/1	6--2/0	DNP	DNP	DNP
Cam'Ron Valdez	17-140/0	DNP	DNP	DNP	DNP	DNP	DNP	DNP	DNP	3-71/0	11-66/0	3-3/0	DNP
Bryson Donnell	16-72/0	8-23/0	DNP	DNP	DNP	DNP	DNP	8-49/0	DNP	-	DNP	DNP	DNP
Nehemiah Martinez	2-12/0	-	-	-	-	-	-	1-6/0	-	1-6/0	-	-	-
Blake Bedwell	2-4/0	1-2/0	DNP	DNP	DNP	DNP	DNP	1-2/0	DNP	DNP	DNP	DNP	DNP
Xavier White	1-5/0	-	-	-	-	-	-	-	-	-	-	1-5/0	-
Jaylon Hutchings	1-1/1	-	-	-	-	-	-	-	-	-	-	-	1-1/1

## Receiving

Player	No-Yds/TD	MUR	UH	NCSU	UT	KState	OSU	WVU	Baylor	TCU	KU	IowaSt	OU
Myles Price	48-478/2	3-39/0	5-78/1	4-50/1	13-98/0	6-44/0	DNP	DNP	1-16/0	2-14/0	5-43/0	3-42/0	6-54/0
Jerand Bradley	43-656/5	6-108/2	6-50/0	2-14/0	2-26/0	-	8-119/1	3-42/0	2-44/0	2-54/1	DNP	4-26/0	8-173/1
Xavier White	42-561/3	1-15/0	2-24/0	1-38/0	2-11/0	9-120/1	8-62/1	8-139/1	2-45/0	2-7/0	4-70/0	2-26/0	1-4/0
Nehemiah Martinez	32-394/2	2-43/0	5-76/1	4-46/0	3-14/0	1-6/1	2-26/0	6-52/0	-	-	2-36/0	3-33/0	4-62/0
Loic Fouonji	27-351/3	4-110/2	3-30/0	2-28/0	-	3-24/0	2-14/0	3-25/1	-	1-7/0	5-52/0	-	4-61/0
Tahj Brooks	26-164/1	1-1/0	5-34/0	5-44/0	3-21/1	4-5/0	-	1-6/0	2-17/0	1-7/0	-	1-7/0	3-22/0
Trey Cleveland	22-344/0	2-24/0	3-21/0	1-13/0	1-35/0	3-98/0	9-100/0	2-18/0	-	DNP	1-35/0	-	-
SaRodrick Thompson	22-125/1	1-30/1	4-16/0	1-12/0	2--7/0	2-7/0	3-12/0	2-3/0	-	3-10/0	1-7/0	-	3-35/0
J.J. Sparkman	14-150/1	1-14/0	2-15/0	1-17/0	4-35/0	3-23/0	DNP	DNP	-	3-46/1	-	-	-
Baylor Cupp	12-132/2	1-20/0	1-6/0	DNP	4-65/1	-	1-0/0	1-3/0	2-24/0	-	-	1-4/1	1-10/0
Brady Boyd	12-116/1	-	-	1-11/0	2-20/0	1-18/0	3-34/0	2-9/1	1-12/0	2-12/0	-	DNP	-
Mason Tharp	12-100/2	1-21/1	-	3-26/0	1-13/0	-	1-2/0	3-35/0	1-0/0	-	2-3/1	DNP	DNP
Henry Teeter	5-56/1	1-23/0	-	-	DNP	-	1-6/0	1-23/0	1-1/1	-	-	1-3/0	-
Jordan Brown	3-18/0	DNP	DNP	DNP	DNP	2-14/0	1-4/0	-	DNP	-	-	-	-
Donovan Smith	1-15/1	-	-	-	-	-	-	-	-	-	-	-	1-15/1
Drew Hocutt	1-11/0	1-11/0	DNP	-	-	-	-	-	-	-	-	-	-
Haydon Wiginton	1-7/0	1-7/0	DNP	DNP	DNP	DNP	DNP	DNP	DNP	DNP	DNP	DNP	DNP
Tyler King	1-6/0	1-6/0	DNP	DNP	DNP	DNP	DNP	DNP	DNP	DNP	DNP	DNP	DNP

# DEFENSIVE STATISTICS

## Team Defense

			Tackles				Sacks	Pass defense			Fumbles		blkd	
##	Player	gp	ua	a	tot	tfl/yds	no-yds	int-yds	brup	qbh	fr-yds	ff	kick	saf
1	Krishon Merriweather	12	65	39	104	5-18	2-11	.	.	6	.	2	.	.
6	Kosi Eldridge	12	54	28	82	4.5-26	2.5-20	1-0	.	2	.	.	.	.
25	Dadrion Taylor-Demerson	12	47	19	66	5.5-25	1-3	2-0	5	.	1-0	2	.	.
19	Tyree Wilson	10	36	25	61	14-68	7-47	.	.	8	1-0	1	.	.
2	Reggie Pearson	12	44	11	55	.	.	2-36	4	.	1-0	.	.	.
9	Marquis Waters	12	39	16	55	12.5-45	1-11	.	1	7	.	.	.	.
95	Jaylon Hutchings	12	26	18	44	4.5-18	1.5-13	.	.	4	1-8	.	.	.
8	Jesiah Pierre	12	22	16	38	7-28	4.5-21	.	1	2	.	1	.	.
0	Rayshad Williams	12	27	7	34	1-2	.	1-0	7	.	1-0	.	.	.
24	Malik Dunlap	11	24	5	29	0.5-2	.	1-0	11	.	.	.	.	.
97	Tony Bradford Jr.	12	18	9	27	9-39	5.5-33	.	.	5	.	.	1	.
13	Jacob Rodriguez	11	15	11	26	2-4	.	.	.	3	.	1	.	.
96	Philip Blidi	12	13	5	18	4.5-13	2-7	.	.	1	.	.	.	.
43	Joseph Adedire	11	9	8	17	3-11	1-4	.	.	4	.	.	.	.
32	Tyrique Matthews	12	9	7	16	3.5-10	.	.	.	.	1-0	.	.	.
18	Tyler Owens	11	10	3	13	.	.	.	2	.	.	1	1	.
3	Kobee Minor	12	9	3	12	.	.	.	2	.	.	.	.	.
5	Myles Cole	12	6	4	10	0.5-1	.	.	.	3	.	.	1	.
17	Isaac Smith	10	5	5	10	1-2	.	.	.	.	.	.	.	.
7	Adrian Frye	7	9	.	9	1-1	.	.	1	.	.	.	.	.
11	Dimitri Moore	8	5	3	8	1-1	1-1	.	.	2	.	.	.	.
42	Vidal Scott Jr.	12	4	3	7	2-6	.	.	.	.	.	.	.	.
54	Bryce Ramirez	2	4	.	4	.	.	.	.	.	.	.	.	.
51	Robert Wooten	9	2	1	3	1-1	.	.	.	.	.	.	.	.
88	Baylor Cupp	11	2	.	2	.	.	.	.	.	.	.	.	.
28	Tahj Brooks	12	2	.	2	.	.	.	.	.	.	.	.	.
35	Patrick Curley	12	2	.	2	.	.	.	.	.	.	.	.	.
16	Keyon Blankenbaker	12	2	.	2	.	.	.	.	.	.	.	.	.
50	Trent Low	6	2	.	2	.	.	.	.	.	.	.	.	.
20	Nehemiah Martinez	12	1	.	1	.	.	.	.	.	.	.	1	.
80	Mason Tharp	10	1	.	1	.	.	.	.	.	.	.	.	.
7	Donovan Smith	12	1	.	1	.	.	.	.	.	.	.	.	.
14	Xavier White	12	1	.	1	.	.	.	.	.	.	.	.	.
6	J.J. Sparkman	10	1	.	1	.	.	.	.	.	.	.	.	.
19	Loic Fouonji	12	1	.	1	.	.	.	.	.	.	.	.	.
30	Jackson Knotts	12	1	.	1	.	.	.	.	.	.	.	.	.
52	Harvey Dyson III	2	1	.	1	.	.	.	.	.	.	.	.	.
36	Trey Wolff	12	1	.	1	.	.	.	.	.	.	.	.	.
38	Jett Whitfield	2	1	.	1	.	.	.	.	.	.	.	.	.
70	Weston Wright	11	1	.	1	.	.	.	.	.	.	.	.	.
49	Charles Esters III	1	1	.	1	.	.	.	.	.	.	.	.	.
99	Sam Carrell	1	.	.	.	.	.	.	1	.	.	.	.	.
<b>Totals</b>		<b>12</b>	<b>525</b>	<b>246</b>	<b>771</b>	<b>83-321</b>	<b>29-171</b>	<b>7-36</b>	<b>35</b>	<b>47</b>	<b>7-8</b>	<b>8</b>	<b>4</b>	<b>0</b>
Opponents		12	573	330	903	92-380	39-251	17-271	62	46	6-31	11	0	0

# GAME-BY-GAME INDIVIDUAL STATS | DEFENSE

## Total Tackles

Player	S-A	Total	MUR	UH	NCSU	UT	KState	OSU	WVU	Baylor	TCU	KU	IowaSt	OU
Krishon Merriweather	65-39	104	5-2	4-3	2-2	7-1	6-1	7-10	2-3	8-4	7-4	8-1	4-5	5-3
Kosi Eldridge	54-28	82	2-0	4-3	3-2	3-2	3-1	2-4	4-3	12-0	4-5	4-1	3-3	10-4
Dadrion Taylor-Demerson	47-19	66	1-1	5-2	1-4	4-0	3-1	6-1	5-2	4-3	8-1	6-0	1-1	3-3
Tyree Wilson	36-25	61	3-3	3-1	6-5	5-1	4-2	2-2	2-2	6-4	4-4	1-1	DNP	DNP
Reggie Pearson	44-11	55	2-1	2-0	0-3	4-1	5-0	3-0	3-1	4-1	2-2	4-0	5-1	10-1
Marquis Waters	39-16	55	2-0	6-0	2-4	2-1	2-0	3-2	7-0	1-1	4-4	1-0	4-2	5-2
Jaylon Hutchings	26-18	44	2-1	4-2	1-3	3-1	1-0	1-3	1-2	3-1	3-0	2-0	2-4	3-1
Jesiah Pierre	22-16	38	1-2	-	0-2	-	1-0	3-2	1-1	3-2	1-4	6-1	4-2	2-0
Rayshad Williams	27-7	34	3-0	2-1	0-1	3-1	0-1	3-0	1-1	1-1	1-1	4-0	3-0	6-0
Malik Dunlap	24-5	29	3-0	2-0	2-0	2-1	2-0	-	1-0	6-0	1-2	3-2	DNP	2-0
Tony Bradford Jr.	18-9	27	2-1	1-0	0-1	1-2	1-0	0-1	1-2	5-0	1-0	1-0	3-1	2-1
Jacob Rodriguez	15-11	26	0-4	-	2-2	1-0	1-0	1-1	4-0	3-2	0-2	2-0	1-0	DNP
Philip Blidi	13-5	18	3-1	2-1	2-2	-	2-0	2-1	-	2-0	-	-	-	-
Joseph Adedire	9-8	17	DNP	-	0-1	-	1-0	2-0	0-1	1-0	1-2	2-1	1-0	1-3
Tyrique Matthews	9-7	16	1-1	-	3-2	-	-	2-0	1-0	-	1-1	0-1	1-1	0-1
Tyler Owens	10-3	13	1-0	-	1-0	1-0	1-0	2-1	DNP	-	1-1	-	3-1	-
Kobee Minor	9-3	12	1-0	0-1	2-0	-	-	-	1-0	-	0-1	-	5-1	-
Myles Cole	6-4	10	1-2	-	1-0	0-1	2-0	-	0-1	-	-	-	2-0	-
Isaac Smith	5-5	10	1-1	DNP	DNP	-	-	-	-	-	0-1	-	1-2	3-1
Adrian Frye	9-0	9	-	-	DNP	DNP	DNP	DNP	2-0	-	-	-	7-0	DNP
Dimitri Moore	5-3	8	1-2	1-0	-	DNP	-	-	2-1	-	DNP	DNP	DNP	1-0
Vidal Scott Jr.	4-3	7	-	-	2-0	-	-	-	-	1-0	0-1	-	0-2	1-0
Bryce Ramirez	4-0	4	DNP	3-0	1-0	DNP	DNP	DNP	DNP	DNP	DNP	DNP	DNP	DNP
Robert Wooten	2-1	3	DNP	-	DNP	-	1-0	-	-	0-1	-	-	DNP	1-0
Baylor Cupp	2-0	2	-	-	DNP	-	-	-	-	1-0	-	-	1-0	-
Trent Low	2-0	2	1-0	-	-	-	DNP	DNP	DNP	-	1-0	DNP	DNP	DNP
Patrick Curley	2-0	2	-	-	-	1-0	-	-	-	-	1-0	-	-	-
Tahj Brooks	2-0	2	-	1-0	-	-	-	-	-	1-0	-	-	-	-
Keyon Blankenbaker	2-0	2	-	-	-	1-0	-	-	-	-	-	-	1-0	-
Jett Whitfield	1-0	1	1-0	DNP	DNP	DNP	DNP	DNP	-	DNP	DNP	DNP	DNP	DNP
Trey Wolff	1-0	1	-	-	-	-	-	1-0	-	-	-	-	-	-
Jackson Knotts	1-0	1	-	-	-	-	-	-	1-0	-	-	-	-	-
Charles Esters III	1-0	1	1-0	DNP	DNP	DNP	DNP	DNP	DNP	DNP	DNP	DNP	DNP	DNP
J.J. Sparkman	1-0	1	-	-	-	-	1-0	DNP	DNP	-	-	-	-	-
Harvey Dyson III	1-0	1	1-0	DNP	DNP	DNP	DNP	DNP	-	DNP	DNP	DNP	DNP	DNP
Nehemiah Martinez	1-0	1	-	1-0	-	-	-	-	-	-	-	-	-	-
Weston Wright	1-0	1	-	-	DNP	-	-	-	-	-	-	-	-	1-0
Mason Tharp	1-0	1	-	-	-	-	-	1-0	-	-	-	-	DNP	DNP
Loic Fouonji	1-0	1	-	-	-	-	-	-	-	1-0	-	-	-	-
Xavier White	1-0	1	-	-	-	-	-	-	-	-	-	-	-	1-0
Donovan Smith	1-0	1	-	1-0	-	-	-	-	-	-	-	-	-	-

# GAME-BY-GAME INDIVIDUAL STATS | DEFENSE

## TACKLES FOR LOSS

Player	UA-A	Total	MUR	UH	NCSU	UT	KState	OSU	WVU	Baylor	TCU	KU	IowaSt	OU
Tyree Wilson	11-6	14.0	2.0-9	-	3.5-13	0.5-3	2.0-16	1.0-6	0.5-4	2.0-8	2.5-9	-	DNP	DNP
Marquis Waters	10-5	12.5	-	-	0.5-1	1.5-4	1.0-6	1.0-2	3.0-6	0.5-1	1.5-7	1.0-11	1.5-4	1.0-3
Tony Bradford Jr.	8-2	9.0	1.5-10	-	-	0.5-3	1.0-7	-	-	3.0-9	-	1.0-1	1.0-3	1.0-6
Jesiah Pierre	5-4	7.0	-	-	-	-	-	1.0-1	-	-	2.5-11	2.0-12	1.5-4	-
Dadrion Taylor-Demerson	5-1	5.5	-	-	-	-	1.0-2	-	1.0-5	-	1.0-3	2.0-12	-	0.5-3
Krishon Merriweather	3-4	5.0	0.5-3	-	-	-	-	1.0-2	-	1.0-2	1.0-2	0.5-1	0.5-6	0.5-2
Kosi Eldridge	4-1	4.5	1.0-4	1.0-15	-	-	-	-	0.5-4	-	-	-	1.0-2	1.0-1
Philip Blidi	4-1	4.5	3.0-9	1.5-4	-	-	-	-	-	-	-	-	-	-
Jaylon Hutchings	3-3	4.5	1.0-2	0.5-1	-	-	-	1.0-2	-	0.5-0	1.0-8	-	0.5-5	-
Tyrique Matthews	3-1	3.5	1.5-3	-	1.0-4	-	-	-	1.0-3	-	-	-	-	-
Joseph Adedire	2-2	3.0	DNP	-	0.5-1	-	-	1.0-5	-	-	-	0.5-1	-	1.0-4
Vidal Scott Jr.	2-0	2.0	-	-	1.0-3	-	-	-	-	-	-	-	-	1.0-3
Jacob Rodriguez	0-4	2.0	1.0-2	-	0.5-1	-	-	-	-	-	0.5-1	-	-	DNP
Robert Wooten	1-0	1.0	DNP	-	DNP	-	-	-	-	-	-	-	DNP	1.0-1
Rayshad Williams	1-0	1.0	1.0-2	-	-	-	-	-	-	-	-	-	-	-
Adrian Frye	1-0	1.0	-	-	DNP	DNP	DNP	DNP	-	-	-	-	1.0-1	DNP
Isaac Smith	1-0	1.0	-	DNP	DNP	-	-	-	-	-	-	-	-	1.0-2
Dimitri Moore	1-0	1.0	-	1.0-1	-	DNP	-	-	-	-	DNP	DNP	DNP	-
Myles Cole	0-1	0.5	0.5-1	-	-	-	-	-	-	-	-	-	-	-
Malik Dunlap	0-1	0.5	-	-	-	0.5-2	-	-	-	-	-	-	DNP	-

## SACKS

Player	UA-A	Total	MUR	UH	NCSU	UT	KState	OSU	WVU	Baylor	TCU	KU	IowaSt	OU
Tyree Wilson	5-4	7	0.5-3	-	2-11	0.5-3	2-16	1-6	0.5-4	-	0.5-4	-	DNP	DNP
Tony Bradford Jr.	5-1	5.5	1-8	-	-	0.5-3	1-7	-	-	1-6	-	-	1-3	1-6
Jesiah Pierre	4-1	4.5	-	-	-	-	-	1-1	-	-	1.5-8	2-12	-	-
Kosi Eldridge	2-1	2.5	-	1-15	-	-	-	-	0.5-4	-	-	-	-	1-1
Philip Blidi	2-0	2	2-7	-	-	-	-	-	-	-	-	-	-	-
Krishon Merriweather	1-2	2	0.5-3	-	-	-	-	1-2	-	-	-	-	0.5-6	-
Jaylon Hutchings	1-1	1.5	-	-	-	-	-	-	-	-	1-8	-	0.5-5	-
Marquis Waters	1-0	1	-	-	-	-	-	-	-	-	-	1-11	-	-
Dimitri Moore	1-0	1	-	1-1	-	DNP	-	-	-	-	DNP	DNP	DNP	-
Dadrion Taylor-Demerson	1-0	1	-	-	-	-	-	-	-	-	1-3	-	-	-
Joseph Adedire	1-0	1	DNP	-	-	-	-	-	-	-	-	-	-	1-4

## Fumbles Forced

Player	Number	MUR	UH	NCSU	UT	KState	OSU	WVU	Baylor	TCU	KU	IowaSt	OU
Krishon Merriweather	2	-	1	-	1	-	-	-	-	-	-	-	-
Dadrion Taylor-Demerson	2	-	-	1	-	1	-	-	-	-	-	-	-
Jesiah Pierre	1	-	-	-	-	-	-	-	-	-	1	-	-
Jacob Rodriguez	1	-	-	-	-	-	-	1	-	-	-	-	DNP
Tyler Owens	1	-	-	-	-	-	-	DNP	-	-	-	1	-
Tyree Wilson	1	-	-	-	-	1	-	-	-	-	-	DNP	DNP

## Fumbles Recovered

Player	Number	MUR	UH	NCSU	UT	KState	OSU	WVU	Baylor	TCU	KU	IowaSt	OU
Rayshad Williams	1	-	-	-	-	-	-	-	1	-	-	-	-
Reggie Pearson	1	-	-	-	1	-	-	-	-	-	-	-	-
Tyree Wilson	1	-	-	-	-	1	-	-	-	-	-	DNP	DNP
Dadrion Taylor-Demerson	1	-	1	-	-	-	-	-	-	-	-	-	-
Tyrique Matthews	1	-	-	-	-	-	-	1	-	-	-	-	-
Jaylon Hutchings	1	-	-	-	-	-	-	-	-	-	1	-	-

# TEXAS TECH GAME HIGHS

## Texas Tech - Game Highs

RUSHES	54	West Virginia (10/22/2022)
YARDS RUSHING	264	Kansas (11/12/2022)
YARDS PER RUSH	5.5	Kansas (11/12/2022)
TD RUSHES	4	Oklahoma (11/26/2022)
	4	Kansas (11/12/2022)
PASS ATTEMPTS	63	at Oklahoma St. (10/08/2022)
PASS COMPLETIONS	39	at Oklahoma St. (10/08/2022)
YARDS PASSING	472	Murray St. (09/03/2022)
YARDS PER PASS	13.1	Murray St. (09/03/2022)
TD PASSES	6	Murray St. (09/03/2022)
TOTAL PLAYS	104	at Oklahoma St. (10/08/2022)
TOTAL OFFENSE	605	Murray St. (09/03/2022)
YARDS PER PLAY	9.3	Murray St. (09/03/2022)
POINTS	63	Murray St. (09/03/2022)
SACKS BY	4	at TCU (11/05/2022)
	4	Murray St. (09/03/2022)
FIRST DOWNS	35	Houston (09/10/2022)
PENALTIES	9	Oklahoma (11/26/2022)
	9	Murray St. (09/03/2022)
PENALTY YARDS	70	West Virginia (10/22/2022)
TURNOVERS	5	Baylor (10/29/2022)
PUNTS	7	at Iowa St. (11/19/2022)
PUNTING AVG	54.0	West Virginia (10/22/2022)
LONG PUNT	65	West Virginia (10/22/2022)
PUNTS INSIDE 20	3	at TCU (11/05/2022)
	3	Murray St. (09/03/2022)
LONG PUNT RETURN	20	Texas (09/24/2022)

## Texas Tech - Individual Game Highs

RUSHES	21	SaRoderrick Thompson vs Oklahoma (11/26/2022)
	21	Donovan Smith vs Houston (09/10/2022)
YARDS RUSHING	107	Tahj Brooks vs West Virginia (10/22/2022)
TD RUSHES	3	Tahj Brooks vs Murray St. (09/03/2022)
LONG RUSH	38	Cam'Ron Valdez at TCU (11/05/2022)
	38	Bryson Donnell vs West Virginia (10/22/2022)
PASS ATTEMPTS	62	Behren Morton at Oklahoma St. (10/08/2022)
PASS COMPLETIONS	39	Behren Morton at Oklahoma St. (10/08/2022)
YARDS PASSING	436	Tyler Shough vs Oklahoma (11/26/2022)
TD PASSES	4	Donovan Smith vs Murray St. (09/03/2022)
LONG PASS	58	Donovan Smith at Kansas St. (10/01/2022)
RECEPTIONS	13	Myles Price vs Texas (09/24/2022)
YARDS RECEIVING	173	Jerand Bradley vs Oklahoma (11/26/2022)
TD RECEPTIONS	2	Loic Fouonji vs Murray St. (09/03/2022)
	2	Jerand Bradley vs Murray St. (09/03/2022)
LONG RECEPTION	58	Trey Cleveland at Kansas St. (10/01/2022)
PUNTS	7	Austin McNamara at Iowa St. (11/19/2022)
PUNTING AVG	54.0	Austin McNamara vs West Virginia (10/22/2022)
LONG PUNT	65	Austin McNamara vs West Virginia (10/22/2022)
PUNTS INSIDE 20	3	Austin McNamara at TCU (11/05/2022)
	3	Austin McNamara vs Murray St. (09/03/2022)
LONG PUNT RETURN	20	Myles Price vs Texas (09/24/2022)
LONG KICKOFF RETURN	67	Jordan Brown vs Oklahoma (11/26/2022)
TACKLES	17	Krishon Merriweather at Oklahoma St. (10/08/2022)
SACKS	2	Jesiah Pierre vs Kansas (11/12/2022)
	2	Tyree Wilson at Kansas St. (10/01/2022)
	2	Tyree Wilson at NC State (09/17/2022)
	2	Philip Blidi vs Murray St. (09/03/2022)
TACKLES FOR LOSS	3.5	Tyree Wilson at NC State (09/17/2022)

## OPPONENT GAME HIGHS

### Opponent - Game Highs

RUSHES	59	Baylor (10/29/2022)
YARDS RUSHING	343	at Kansas St. (10/01/2022)
YARDS PER RUSH	8.8	at Kansas St. (10/01/2022)
TD RUSHES	4	Baylor (10/29/2022)
PASS ATTEMPTS	45	at Oklahoma St. (10/08/2022)
PASS COMPLETIONS	29	Oklahoma (11/26/2022)
YARDS PASSING	462	Oklahoma (11/26/2022)
YARDS PER PASS	11.0	Oklahoma (11/26/2022)
TD PASSES	6	Oklahoma (11/26/2022)
TOTAL PLAYS	89	Baylor (10/29/2022)
TOTAL OFFENSE	672	Oklahoma (11/26/2022)
YARDS PER PLAY	8.1	Kansas (11/12/2022)
POINTS	48	Oklahoma (11/26/2022)
SACKS BY	6 6 6	Baylor (10/29/2022) at Kansas St. (10/01/2022) Houston (09/10/2022)
FIRST DOWNS	27 27	Oklahoma (11/26/2022) Baylor (10/29/2022)
PENALTIES	12	Houston (09/10/2022)
PENALTY YARDS	126	Houston (09/10/2022)
TURNOVERS	4	West Virginia (10/22/2022)
PUNTS	12	Murray St. (09/03/2022)
PUNTING AVG	51.4	Houston (09/10/2022)

### Opponent - Individual Game Highs

RUSHES	36	Richard Reese vs Baylor (10/29/2022)
YARDS RUSHING	190	Devin Neal vs Kansas (11/12/2022)
TD RUSHES	3 3	Richard Reese vs Baylor (10/29/2022) Adrian Martinez at Kansas St. (10/01/2022)
LONG RUSH	69 69	Adrian Martinez at Kansas St. (10/01/2022) Deuce Vaughn at Kansas St. (10/01/2022)
PASS ATTEMPTS	45	Spencer Sanders at Oklahoma St. (10/08/2022)
PASS COMPLETIONS	28	Dillon Gabriel vs Oklahoma (11/26/2022)
YARDS PASSING	449	Dillon Gabriel vs Oklahoma (11/26/2022)
TD PASSES	6	Dillon Gabriel vs Oklahoma (11/26/2022)
LONG PASS	77	Dillon Gabriel vs Oklahoma (11/26/2022)
RECEPTIONS	8	Xavier Hutchinson at Iowa St. (11/19/2022)
YARDS RECEIVING	162	Marvin Mims Jr. vs Oklahoma (11/26/2022)
TD RECEPTIONS	2 2	Brayden Willis vs Oklahoma (11/26/2022) Marvin Mims Jr. vs Oklahoma (11/26/2022)
LONG RECEPTION	77	Marvin Mims Jr. vs Oklahoma (11/26/2022)
FIELD GOALS	4	Tanner Brown at Oklahoma St. (10/08/2022)
LONG FIELD GOALS	48 48	John Mayers vs Baylor (10/29/2022) Bert Auburn vs Texas (09/24/2022)
PUNTS	11	Lewis Halton vs Murray St. (09/03/2022)
PUNTING AVG	51.4	Laine Wilkins vs Houston (09/10/2022)
LONG PUNT	67	Laine Wilkins vs Houston (09/10/2022)
PUNTS INSIDE 20	3 3 3	Tyler Perkins at Iowa St. (11/19/2022) Tom Hutton at Oklahoma St. (10/08/2022) Laine Wilkins vs Houston (09/10/2022)
LONG PUNT RETURN	82	Derius Davis at TCU (11/05/2022)
LONG KICKOFF RETURN	30 30 30	Jaden Nixon at Oklahoma St. (10/08/2022) Keilan Robinson vs Texas (09/24/2022) LaMarte Brooks vs Murray St. (09/03/2022)
TACKLES	18	Danny Stutsman vs Oklahoma (11/26/2022)
SACKS	4.5	Derek Parish vs Houston (09/10/2022)
TACKLES FOR LOSS	6.5	Derek Parish vs Houston (09/10/2022)
INTERCEPTIONS	2	Aydan White at NC State (09/17/2022)

INDIVIDUAL GAME HIGHS

PASSING

Name	Completions		Attempts		Yards		Career 300-Yard Passing Games
	2022	Career	2022	Career	2022	Career	
#2 Behren Morton	39 (at Oklahoma St.)	same	62 (at Oklahoma St.)	same	379 (at Oklahoma St.)	same	2
#12 Tyler Shough	31 (vs. Oklahoma)	same	50 (vs. Oklahoma)	same	436 (vs. Oklahoma)	same	4 (3/1)*
Name	Longest Pass		TDs		INTs		
	2022	Career	2022	Career	2022	Career	
#2 Behren Morton	55 (vs. West Virginia)	same	2 (2x, last vs WVU)	same	3 (vs. Baylor)	same	
#12 Tyler Shough	47 (vs. Kansas)	75 ('21 vs. SFA)	2 (vs. Oklahoma)	4 (2x, last '21 vs. FIU)	1 (3x, last vs. Oklahoma)	2 (2x, last '21 vs. SFA)	

RUSHING

Name	Attempts		Yards		TDs		Longest Career Run	100-Yd Games
	2022	Career	2022	Career	2022	Career		
#0 Cam'Ron Valdez	11 (vs. Kansas)	same	71 (at TCU)	same	--	--	38 ('22 at TCU)	0
#4 SaRodorick Thompson	22 (vs. Oklahoma)	28 ('19 at Baylor)	87 (at Oklahoma St.)	153 ('19 at Baylor)	2 (vs. Oklahoma)	3 ('21 vs. TCU)	75 ('20 at Texas)	5
#14 Xavier White	1 (at Iowa State)	14 ('20 at Kansas)	5 (at Iowa State)	135 ('20 at Kansas)	--	1 (5x, last '21 at OU)	70 ('20 at Okla. St)	2
#22 Bryson Donnell	8 (2x, last vs WVU)	same	49 (vs. West Virginia)	same	--	--	38 ('22 vs. West Virginia)	0
#28 Tahj Brooks	17 (2x, last vs WVU)	same	107 (vs. West Virginia)	134 ('21 vs. Houston)	3 (vs. Murray St.)	same	67 ('21 vs. SFA)	4
<i>Quarterbacks</i>								
#2 Behren Morton	17 (at Oklahoma St.)	same	53 (at Oklahoma St.)	same	1 (2x, last vs. Baylor)	same	17 ('21 vs. Okla. St)	0
#12 Tyler Shough	14 (at Iowa State)	same	76 (vs. Kansas)	85 ('20 Stanford)*	1 (2x, last vs. Kansas)	1 (5x, '22 last vs. Kansas)	33 ('20 at Wash. St)*	0

RECEIVING

Name	Receptions		Yards		TDs		Longest Career Reception	100-Yd Games
	2022	Career	2022	Career	2022	Career		
#1 Myles Price	13 (vs. Texas)	same	98 (vs. Texas)	175 ('21 vs. Iowa State)	1 (2x, last at NC State)	1 (5x, last '22 at NC State)	54 ('22 vs. Houston)	1
#6 J.J. Sparkman	4 (vs. Texas)	same	46 (at TCU)	same	1 (at TCU)	1 (3x, last '22 at TCU)	33 ('22 at TCU)	0
#9 Jerand Bradley	8 (2x, last vs Oklahoma)	same	173 (vs. Oklahoma)	same	2 (vs. Murray St.)	same	52 ('21 vs. Miss. St)	3
#10 Trey Cleveland	9 (at Oklahoma St.)	same	100 (at Oklahoma St.)	same	--	1 (2x, last '21 vs. FIU)	58 ('22 at K-State)	1
#13 Brady Boyd	3 (at Oklahoma St.)	same	34 (at Oklahoma St.)	same	1 (vs. West Virginia)	same	18 ('22 at K-State)	0
#14 Xavier White	9 (at K-State)	same	139 (vs. West Virginia)	same	1 (3x, last vs. West Virginia)	1 (5x, last '22 vs. West Virginia)	55 ('22 vs. West Virginia)	4
#19 Loic Fouonji	5 (vs. Kansas)	same	110 (vs. Murray St.)	same	2 (vs. Murray St.)	same	69 ('21 at Texas)	1
#20 Nehemiah Martinez	6 (vs. West Virginia)	same	76 (vs. Houston)	same	1 (2x, last at K-State)	same	43 ('22 vs. Houston)	0
#43 Henry Teeter	1 (5x, last at Iowa St.)	1 (7x, last '22 at Iowa St.)	23 (2x, last vs WVU)	same	1 (vs. Baylor)	same	23 (2x, last '22 vs WVU)	0
#80 Mason Tharp	3 (2x, last vs WVU)	3 (5x, last '22 vs. WVU)	35 (vs. West Virginia)	61 ('21 vs. FIU)	1 (2x, last vs. Kansas)	1 (3x, last '22 vs. Kansas)	25 (3x last '21 vs. OSU)	0
#88 Baylor Cupp	4 (vs. Texas)	same	65 (vs. Texas)	same	1 (2x, last at Iowa State)	same	24 ('22 vs. Texas)	0
<i>Running Backs</i>								
#4 SaRodorick Thompson	4 (vs. Houston)	7 ('19 vs. Kansas St.)	35 (vs. Oklahoma)	79 ('21 vs. TCU)	1 (vs. Murray St.)	same	75 ('21 vs. TCU)	0
#28 Tahj Brooks	5 (2x, last at NC State)	same	44 (at NC State)	same	1 (vs. Texas)	same	18 ('21 vs. Iowa St)	0

DEFENSE

Name	Tackles		Sacks		TFLs		INT	FF
	2022	Career	2022	Career	2022	Career		
#0 Rayshad Williams	6 (vs. Oklahoma)	7 ('21 vs. Oklahoma St.)	--	--	1.0 (vs. Murray St.)	1.0 (2x, last '22 vs. Murray St.)	1 ('22 vs WVU)	--
#1 Krishon Merriweather	17 (at Oklahoma St.)	same	1.0 (at Oklahoma St.)	1.5 ('20 vs. Kansas)	1.0 (3x, last at TCU)	2.0 ('20 vs. Kansas)	--	1 (2x)
#3 Kobe'e Minor	6 (at Iowa State)	same	--	--	--	--	--	--
#5 Myles Cole	3 (vs. Murray St.)	4 (4x, last '21 at LSU)*	--	1.0 ('20 vs. ULL)*	0.5 (vs. Murray St.)	1.0 (2x, last '20 vs ULL)*	--	--
#6 Kosi Eldridge	14 (vs. Oklahoma)	same	1.0 (2x, vs. Oklahoma)	1.0 (3x, last '22 vs. Oklahoma)	1.0 (4x, last vs. Oklahoma)	1.0 (5x, last '22 vs. Oklahoma)	1 ('22 vs Kansas)	1 ('21 vs Miss St)
#7 Adrian Frye	7 (at Iowa State)	7 (2x, last '22 at Iowa St.)	--	1.0 ('18 Kansas)	1.0 (at Iowa State)	1.0 (3x, last '22 at Iowa State)	2 ('18 vs. Lamar)	1 ('19 at Baylor)
#8 Jesiah Pierre	7 (vs. Kansas)	same	2.0 (vs. Kansas)	same	2.5 (at TCU)	same	--	1 ('22 vs Kansas)
#9 Marquis Waters	8 (at TCU)	13 ('19 Wake Forest)*	--	1.0 ('20 Virginia Tech)*	3.0 (vs. West Virginia)	same	1 (4x)*	--
#11 Dimitri Moore	3 (2x, last vs WVU)	13 ('19 vs. Kentucky)*	1.0 (vs. Houston)	1.0 (2x, last '22 vs Houston)*	1.0 (vs. Houston)	2.0 ('19 vs. Northern Ill.)*	--	--
#13 Jacob Rodriguez	5 (vs. Baylor)	same	--	--	1.0 (vs. Murray St.)	same	--	1 ('22 vs WVU)
#19 Tyree Wilson	11 (at NC State)	same	2.0 (2x, last at K-State)	2.0 (4x, last '22 at K-State)	3.5 (at NC State)	same	--	1 ('22 at K-State)
#24 Malik Dunlap	6 (vs. Baylor)	6 (2x, last '22 vs Baylor)*	--	1.0 ('20 Virginia)*	--	1.0 (2x)*	1 ('22 vs WVU)	--
#25 D. Taylor-Demerson	9 (at TCU)	same	1.0 (at TCU)	same	2.0 (vs. Kansas)	same	1 (5x)	1 (2x)
#32 Tyrique Matthews	5 (at NC State)	same	--	--	1.5 (vs. Murray St.)	same	--	1 ('21 vs K-State)
#43 Joseph Adedire	4 (vs. Oklahoma)	same	1.0 (vs. Oklahoma)	same	1.0 (2x, last vs. Oklahoma)	same	--	--
#95 Jaylon Hutchings	6 (at Iowa State)	7 (2x, last '21 at Baylor)	1.0 (at TCU)	1.0 (6x, last at TCU)	1.0 (3x, last at TCU)	2.0 ('21 vs. SFA)	--	1 ('19 Okla St)
#96 Philip Bli'di	4 (2x, last at NC State)	6 ('21 vs. Oklahoma St.)	2.0 (vs. Murray St.)	same	3.0 (vs. Murray St.)	same	--	--
#97 Tony Bradford Jr.	5 (vs. Baylor)	8 ('20 at Iowa State)	1.0 (5x, last vs. Oklahoma)	1.0 (9x, last '22 vs. Oklahoma)	3.0 (vs. Baylor)	same	--	--

\* - indicates stats that include numbers accumulated at previous FBS institution

# GAME PARTICIPATION

##	Player	GP-GS	MUR	UH	NCSU	UT	KState	OSU	WVU	Baylor	TCU	KU	IowaSt	OU
0	Rayshad Williams	12/12	START	START	START	START	START	START	START	START	START	START	START	START
0	Cam'Ron Valdez	3/0	...	...	...	...	...	...	...	...	XXX	XXX	XXX	...
1	Krishon Merriweather	12/12	START	START	START	START	START	START	START	START	START	START	START	START
1	Myles Price	10/8	START	START	START	START	START	...	...	XXX	START	START	START	XXX
2	Reggie Pearson	12/10	START	START	START	START	START	XXX	START	XXX	START	START	START	START
2	Behren Morton	8/4	XXX	XXX	XXX	XXX	...	START	START	START	START	...	...	...
3	Kobee Minor	12/0	XXX	XXX	XXX	XXX	XXX	XXX	XXX	XXX	XXX	XXX	XXX	XXX
4	SaRodorick Thompson	12/5	START	START	XXX	XXX	START	START	XXX	XXX	XXX	XXX	XXX	START
5	Chadarius Townsend	2/0	XXX	...	XXX	...	...	...	...	...	...	...	...	...
5	Myles Cole	12/1	XXX	XXX	XXX	START	XXX	XXX	XXX	XXX	XXX	XXX	XXX	XXX
6	Kosi Eldridge	12/12	START	START	START	START	START	START	START	START	START	START	START	START
6	J.J. Sparkman	10/3	XXX	XXX	XXX	START	START	...	...	XXX	XXX	START	XXX	XXX
7	Adrian Frye	7/2	START	XXX	...	...	...	...	XXX	XXX	XXX	XXX	START	...
7	Donovan Smith	12/4	XXX	START	START	START	START	XXX	XXX	XXX	XXX	XXX	XXX	XXX
8	Jesiah Pierre	12/10	START	START	START	START	XXX	START	START	START	START	START	START	XXX
9	Marquis Waters	12/9	START	START	XXX	START	START	XXX	START	START	START	XXX	START	START
9	Jerand Bradley	11/8	START	START	START	START	XXX	START	START	START	XXX	...	XXX	START
10	Trey Cleveland	11/5	XXX	XXX	START	XXX	START	START	XXX	START	...	XXX	START	XXX
10	Cameron White	0/0	...	...	...	...	...	...	...	...	...	...	...	...
11	Dimitri Moore	8/0	XXX	XXX	XXX	...	XXX	XXX	XXX	XXX	...	...	...	XXX
12	Tyler Shough	6/4	START	...	...	...	...	...	...	XXX	XXX	START	START	START
12	Jalon Peoples	2/0	XXX	...	...	...	...	...	XXX	...	...	...	...	...
13	Brady Boyd	11/1	XXX	XXX	XXX	XXX	XXX	XXX	XXX	XXX	XXX	XXX	...	START
13	Jacob Rodriguez	11/0	XXX	XXX	XXX	XXX	XXX	XXX	XXX	XXX	XXX	XXX	XXX	...
14	Xavier White	12/4	XXX	XXX	XXX	START	XXX	XXX	XXX	START	START	XXX	START	XXX
14	Hut Graham	0/0	...	...	...	...	...	...	...	...	...	...	...	...
15	Cole Boyd	3/0	XXX	...	XXX	XXX	...	...	...	...	...	...	...	...
15	Cameron Cantrell	0/0	...	...	...	...	...	...	...	...	...	...	...	...
16	Keyon Blankenbaker	12/0	XXX	XXX	XXX	XXX	XXX	XXX	XXX	XXX	XXX	XXX	XXX	XXX
16	Jaden Morris	0/0	...	...	...	...	...	...	...	...	...	...	...	...
17	Nate Floyd	1/0	XXX	...	...	...	...	...	...	...	...	...	...	...
17	Isaac Smith	10/1	XXX	...	...	XXX	XXX	XXX	XXX	XXX	XXX	XXX	XXX	START
17	Tavares Elston Jr.	0/0	...	...	...	...	...	...	...	...	...	...	...	...
18	Tyler Owens	11/1	XXX	XXX	XXX	XXX	XXX	START	...	XXX	XXX	XXX	XXX	XXX
19	Tyree Wilson	10/10	START	START	START	START	START	START	START	START	START	START	...	...
19	Loic Fouonji	12/2	START	START	XXX	XXX	XXX	XXX	XXX	XXX	XXX	XXX	XXX	XXX
20	Gage Elder	0/0	...	...	...	...	...	...	...	...	...	...	...	...
20	Nehemiah Martinez	12/4	XXX	XXX	XXX	START	XXX	START	START	XXX	XXX	XXX	XXX	START
21	Cameron Watts	1/0	...	...	...	...	...	...	...	...	...	...	...	XXX
21	Tyler King	1/0	XXX	...	...	...	...	...	...	...	...	...	...	...
22	Maurion Horn	0/0	...	...	...	...	...	...	...	...	...	...	...	...
22	Bryson Donnell	3/0	XXX	...	...	...	...	...	XXX	...	XXX	...	...	...
23	Landon Hullaby	1/0	...	...	...	...	...	...	XXX	...	...	...	...	...
24	Malik Dunlap	11/10	XXX	START	START	START	START	START	START	START	START	START	...	START
25	Blake Bedwell	2/0	XXX	...	...	...	...	...	XXX	...	...	...	...	...
25	Dadrion Taylor-Demerson	12/11	START	START	START	XXX	START	START	START	START	START	START	START	START
26	Jason Lloyd	2/0	XXX	...	...	...	...	...	XXX	...	...	...	...	...
26	Sammy Morris IV	1/0	XXX	...	...	...	...	...	...	...	...	...	...	...
27	Jon-Jon Davis	0/0	...	...	...	...	...	...	...	...	...	...	...	...
28	Tahj Brooks	12/6	XXX	XXX	START	XXX	XXX	XXX	START	START	START	START	START	XXX
29	Chief Collins	1/0	XXX	...	...	...	...	...	...	...	...	...	...	...
30	Jackson Knotts	12/0	XXX	XXX	XXX	XXX	XXX	XXX	XXX	XXX	XXX	XXX	XXX	XXX
31	Austin McNamara	12/0	XXX	XXX	XXX	XXX	XXX	XXX	XXX	XXX	XXX	XXX	XXX	XXX
31	Joseph Plunk	12/0	XXX	XXX	XXX	XXX	XXX	XXX	XXX	XXX	XXX	XXX	XXX	XXX
32	Tyrique Matthews	12/0	XXX	XXX	XXX	XXX	XXX	XXX	XXX	XXX	XXX	XXX	XXX	XXX
33	Matthew Young	0/0	...	...	...	...	...	...	...	...	...	...	...	...
34	Bryce Robinson	0/0	...	...	...	...	...	...	...	...	...	...	...	...
35	Patrick Curley	12/0	XXX	XXX	XXX	XXX	XXX	XXX	XXX	XXX	XXX	XXX	XXX	XXX
36	Trey Wolff	12/0	XXX	XXX	XXX	XXX	XXX	XXX	XXX	XXX	XXX	XXX	XXX	XXX
36	James Grando	0/0	...	...	...	...	...	...	...	...	...	...	...	...

# GAME PARTICIPATION

##	Player	GP-GS	MUR	UH	NCSU	UT	KState	OSU	WVU	Baylor	TCU	KU	IowaSt	OU
37	Brook Honore	0/0	...	...	...	...	...	...	...	...	...	...	...	...
38	Jett Whitfield	2/0	XXX	...	...	...	...	...	XXX	...	...	...	...	...
39	Charles Robinson	2/0	XXX	...	...	...	...	...	XXX	...	...	...	...	...
40	Wesley Smith	6/0	...	...	...	...	...	...	XXX	XXX	XXX	XXX	XXX	XXX
41	Ty Kana	3/0	XXX	XXX	...	...	...	...	...	...	...	...	XXX	...
42	Vidal Scott Jr.	12/0	XXX	XXX	XXX	XXX	XXX	XXX	XXX	XXX	XXX	XXX	XXX	XXX
43	Henry Teeter	11/2	START	START	XXX	...	XXX	XXX	XXX	XXX	XXX	XXX	XXX	XXX
43	Joseph Adedire	11/5	...	XXX	XXX	XXX	XXX	START	XXX	START	XXX	START	START	START
45	Drew DeArman	0/0	...	...	...	...	...	...	...	...	...	...	...	...
46	Ben Roberts	2/0	...	...	...	...	XXX	XXX	...	...	...	...	...	...
47	Tanner Allen	0/0	...	...	...	...	...	...	...	...	...	...	...	...
48	Derrick Lewis II	0/0	...	...	...	...	...	...	...	...	...	...	...	...
49	Charles Esters III	1/0	XXX	...	...	...	...	...	...	...	...	...	...	...
50	Michael Shanahan	3/0	XXX	...	...	...	...	...	XXX	...	XXX	...	...	...
50	Trent Low	6/0	XXX	XXX	XXX	XXX	...	...	...	XXX	XXX	...	...	...
51	Robert Wooten	9/1	...	XXX	...	XXX	START	XXX	XXX	XXX	XXX	XXX	...	XXX
52	Harvey Dyson III	2/0	XXX	...	...	...	...	...	XXX	...	...	...	...	...
54	Bryce Ramirez	2/1	...	XXX	START	...	...	...	...	...	...	...	...	...
56	Dennis Wilburn	12/12	START	START	START	START	START	START	START	START	START	START	START	START
56	Jackson Baggett	5/0	XXX	...	...	...	...	...	XXX	...	XXX	XXX	...	XXX
58	Jack Tucker	0/0	...	...	...	...	...	...	...	...	...	...	...	...
61	Jacob Mauch	1/0	...	...	...	...	...	...	XXX	...	...	...	...	...
62	Kaden Weatherby	0/0	...	...	...	...	...	...	...	...	...	...	...	...
63	Erik Gray	0/0	...	...	...	...	...	...	...	...	...	...	...	...
64	Jurrien Loftin	0/0	...	...	...	...	...	...	...	...	...	...	...	...
65	Sheridan Wilson	0/0	...	...	...	...	...	...	...	...	...	...	...	...
66	Matt Keeler	12/2	XXX	XXX	XXX	XXX	XXX	XXX	START	START	XXX	XXX	XXX	XXX
68	Seth Martin	0/0	...	...	...	...	...	...	...	...	...	...	...	...
69	Caleb Rodkey	0/0	...	...	...	...	...	...	...	...	...	...	...	...
70	Weston Wright	11/11	START	START	...	START	START	START	START	START	START	START	START	START
71	Monroe Mills	9/9	START	START	START	START	START	START	...	...	...	START	START	START
72	Landon Peterson	8/8	START	START	START	START	START	START	START	START	...	...	...	...
73	Cade Briggs	2/0	XXX	...	...	...	...	...	XXX	...	...	...	...	...
74	Cole Spencer	0/0	...	...	...	...	...	...	...	...	...	...	...	...
75	Jacoby Jackson	11/5	XXX	...	START	XXX	XXX	XXX	XXX	XXX	START	START	START	START
76	Caleb Rogers	12/12	START	START	START	START	START	START	START	START	START	START	START	START
77	Ethan Carde	11/0	XXX	XXX	XXX	XXX	XXX	XXX	XXX	XXX	XXX	XXX	XXX	...
78	Larry Moore	0/0	...	...	...	...	...	...	...	...	...	...	...	...
79	Ty Buchanan	4/1	XXX	...	...	...	...	...	XXX	XXX	START	...	...	...
80	Mason Tharp	10/7	XXX	XXX	START	XXX	START	START	START	START	START	START	...	...
82	Drew Hocutt	11/0	XXX	...	XXX	XXX	XXX	XXX	XXX	XXX	XXX	XXX	XXX	XXX
83	Jack Esparza	0/0	...	...	...	...	...	...	...	...	...	...	...	...
84	Zack McCown	0/0	...	...	...	...	...	...	...	...	...	...	...	...
85	Coy Eakin	3/0	...	...	...	...	...	...	XXX	...	...	XXX	XXX	...
86	Jordan Brown	7/0	...	...	...	...	XXX	XXX	XXX	...	XXX	XXX	XXX	XXX
87	Haydon Wiginton	1/0	XXX	...	...	...	...	...	...	...	...	...	...	...
88	Baylor Cupp	11/5	XXX	XXX	...	XXX	XXX	XXX	START	XXX	START	START	START	START
89	Jayden York	12/0	XXX	XXX	XXX	XXX	XXX	XXX	XXX	XXX	XXX	XXX	XXX	XXX
90	Syncere Massey	0/0	...	...	...	...	...	...	...	...	...	...	...	...
91	Blake Burris	12/0	XXX	XXX	XXX	XXX	XXX	XXX	XXX	XXX	XXX	XXX	XXX	XXX
92	L.B. Moore	1/0	...	...	...	...	...	...	XXX	...	...	...	...	...
93	Trevon McAlpine	0/0	...	...	...	...	...	...	...	...	...	...	...	...
94	Gabe Oladipo	0/0	...	...	...	...	...	...	...	...	...	...	...	...
95	Jaylon Hutchings	12/12	START	START	START	START	START	START	START	START	START	START	START	START
96	Philip Bliidi	12/0	XXX	XXX	XXX	XXX	XXX	XXX	XXX	XXX	XXX	XXX	XXX	XXX
97	Tony Bradford Jr.	12/12	START	START	START	START	START	START	START	START	START	START	START	START
98	E'Maurion Banks	1/0	XXX	...	...	...	...	...	...	...	...	...	...	...
99	Gino Garcia	3/0	XXX	XXX	...	...	...	...	XXX	...	...	...	...	...
99	Sam Carrell	1/0	XXX	...	...	...	...	...	...	...	...	...	...	...

GAME-BY-GAME STARTERS

OFFENSE

GAME	QB	RB	TE	X	Y	H	Z	LT	LG	C	RG	RT
Murray State	Shough	Thompson	Teeter	Bradley	Price	--	Fouonji	Rogers	Wright	Wilburn	Peterson	Mills
Houston	Smith	Thompson	Teeter	Bradley	Price	--	Fouonji	Rogers	Wright	Wilburn	Peterson	Mills
at NC State	Smith	Brooks	Tharp	Bradley	Price	--	Cleveland III	Rogers	Jackson	Wilburn	Peterson	Mills
Texas	Smith	--	White (WR)	Bradley	Price	Martinez	Sparkman	Rogers	Wright	Wilburn	Peterson	Mills
at Kansas State	Smith	Thompson	Tharp	Cleveland III	Price	--	Sparkman	Rogers	Wright	Wilburn	Peterson	Mills
at Oklahoma State	Morton	Thompson	Tharp	Bradley	Martinez	--	Cleveland III	Rogers	Wright	Wilburn	Peterson	Mills
West Virginia	Morton	Brooks	Tharp	Bradley	Martinez	Cupp (TE)	--	Rogers	Wright	Wilburn	Peterson	Keeler
Baylor	Morton	Brooks	Tharp	Bradley	White	--	Cleveland III	Rogers	Wright	Wilburn	Peterson	Keeler
at TCU	Morton	Brooks	Tharp	Price	White	Cupp (TE)	--	Rogers	Wright	Wilburn	Jackson	Buchanan
Kansas	Shough	Brooks	Tharp	Sparkman	Price	Cupp (TE)	--	Rogers	Wright	Wilburn	Jackson	Mills
at Iowa State	Shough	Brooks	Cupp	Cleveland III	White	--	Price	Rogers	Wright	Wilburn	Jackson	Mills
Oklahoma	Shough	Thompson	Cupp	Bradley	Martinez	Boyd	--	Rogers	Wright	Wilburn	Jackson	Mills
Ole Miss	--	--	--	--	--	--	--	--	--	--	--	--

DEFENSE

GAME	NT	DT	EDGE	LB-WILL	LB-MIKE	OLB	==	CB	S	S	CB
Murray State	Hutchings	Bradford Jr.	Wilson	Eldridge	Merriweather	Pierre	Waters (STAR)	Williams	Taylor-Demerson	Pearson Jr.	Frye
Houston	Hutchings	Bradford Jr.	Wilson	Eldridge	Merriweather	Pierre	Waters (STAR)	Williams	Taylor-Demerson	Pearson Jr.	Dunlap
at NC State	Hutchings	Bradford Jr.	Wilson	Eldridge	Merriweather	Pierre	Ramirez (OLB)	Williams	Taylor-Demerson	Pearson Jr.	Dunlap
Texas	Hutchings	Bradford Jr.	Wilson	Eldridge	Merriweather	Pierre	Cole (DE)	Williams	Waters	Pearson Jr.	Dunlap
at Kansas State	Hutchings	Bradford Jr.	Wilson	Eldridge	Merriweather	Wooten	Waters (STAR)	Williams	Taylor-Demerson	Pearson Jr.	Dunlap
at Oklahoma State	Hutchings	Bradford Jr.	Wilson	Eldridge	Merriweather	Pierre	Adedire (DL)	Williams	Taylor-Demerson	Owens	Dunlap
West Virginia	Hutchings	Bradford Jr.	Wilson	Eldridge	Merriweather	Pierre	Waters (STAR)	Williams	Taylor-Demerson	Pearson Jr.	Dunlap
Baylor	Hutchings	Bradford Jr.	Wilson	Eldridge	Merriweather	Pierre	Adedire (DL)	Williams	Taylor-Demerson	Waters	Dunlap
at TCU	Hutchings	Bradford Jr.	Wilson	Eldridge	Merriweather	Pierre	Waters (STAR)	Williams	Taylor-Demerson	Pearson Jr.	Dunlap
Kansas	Hutchings	Bradford Jr.	Wilson	Eldridge	Merriweather	Pierre	Adedire (DL)	Williams	Taylor-Demerson	Pearson Jr.	Dunlap
at Iowa State	Hutchings	Bradford Jr.	Adedire	Eldridge	Merriweather	Pierre	Waters (STAR)	Williams	Taylor-Demerson	Pearson Jr.	Dunlap
Oklahoma	Hutchings	Bradford Jr.	Adedire	Eldridge	Merriweather	Smith	Waters (STAR)	Williams	Taylor-Demerson	Pearson Jr.	Dunlap
Ole Miss	--	--	--	--	--	--	--	--	--	--	--

CAREER STARTS

OFFENSE

PLAYER	2018	2019	2020	2021	2022	TOTAL	STREAK
Weston Wright	-	8	10	13	11	42	9
SaRodoric Thompson	-	7	10	6	5	28	1
Caleb Rogers	-	-	3	13	12	28	28
Myles Price	-	-	3	9	8	20	-
Mason Tharp	-	-	-	8	7	15	-
Dennis Wilburn	-	-	-	-	12	12	12
Tahj Brooks	-	-	-	4	6	10	-
Landon Peterson	-	-	-	1	8	9	-
Ethan Carde	-	-	7	2	-	9	-
Jerand Bradley	-	-	-	1	8	9	1
Monroe Mills	-	-	-	-	9	9	3
Tyler Shough	-	-	-	4	4	8	3
Trey Cleveland III	-	-	1	-	5	6	-
Xavier White	-	-	-	1	4	5	-
Jacoby Jackson	-	-	-	-	5	5	4
Baylor Cupp	-	-	-	-	5	5	4
Nehemiah Martinez	-	-	-	-	4	4	1
Behren Morton	-	-	-	-	4	4	-
JJ Sparkman	-	-	-	-	3	3	-
Loic Fouonji	-	-	-	1	2	3	-
Henry Teeter	-	-	-	1	2	3	-
Matt Keeler	-	-	-	-	2	2	-
Ty Buchanan	-	-	-	-	1	1	-
Brady Boyd	-	-	-	-	1	1	1

CAREER STARTS AMONG TRANSFERS

PLAYER	Previous School (Starts)	Starts at Tech	Career Total
Cole Spencer	Western Kentucky (44)	0	44
Cade Briggs	New Mexico (24)	0	24
Michael Shanahan	UT-Martin (20)	0	20
Tyler Shough	Oregon (7)	8	15
Baylor Cupp	Texas A&M (1)	5	6

DEFENSE

PLAYER	2018	2019	2020	2021	2022	TOTAL	STREAK
Jaylon Hutchings	-	10	10	13	12	45	45
Tyree Wilson	-	-	5	13	10	28	-
Krishon Merriweather	-	-	9	6	12	27	18
Tony Bradford Jr.	-	2	8	2	12	24	12
Rayshad Williams	-	-	-	12	12	24	24
Dadrion Taylor-Demerson	-	2	3	7	11	23	8
Adrian Frye	4	11	1	5	2	23	-
Kosi Eldridge	-	-	1	1	12	14	12
Jesiah Pierre	-	-	-	3	10	13	-
Marquis Waters	-	-	-	4	9	13	2
Malik Dunlap	-	-	-	1	10	11	1
Joseph Adedire	-	-	-	-	5	5	3
Cam White	-	-	1	-	-	1	-
Bryce Ramirez	-	-	-	-	1	1	-
Myles Cole	-	-	-	-	1	1	-
Robert Wooten	-	-	-	-	1	1	-
Tyler Owens	-	-	-	-	1	1	-
Isaac Smith	-	-	-	-	1	1	1

CAREER STARTS AMONG TRANSFERS

PLAYER	Previous School (Starts)	Starts at Tech	Career Total
Marquis Waters	Duke (35)	13	48
Rayshad Williams	UCLA (8)	24	32
Tyree Wilson	Texas A&M (0)	28	28
Keyon Blakenbaker	Wyoming (27)	0	27
Dimitri Moore	Vanderbilt/Missouri State (21)	0	21
Vidal Scott Jr.	Arkansas State (16)	0	16
Myles Cole	UL-Monroe (12)	1	13
Tyler Owens	Texas (1)	1	2

GAME-BY-GAME LEADERS

OPPONENT	PASSING YARDS	RUSHES	RUSH YARDS	RECEPTIONS	RECEIVING YARDS	TACKLES	TACKLES FOR LOSS	SACKS
Murray State	221 (Smith)	8 (Donnell)	50 (Brooks)	6 (Bradley)	110 (Fouonji)	7 (Merriweather)	3.0 (Blidi)	2.0 (Blidi)
Houston	350 (Smith)	21 (Smith)	78 (Brooks)	6 (Bradley)	78 (Price)	7 (Three players)	1.5 (Blidi)	1.0 (Moore, Eldridge)
N.C. State	214 (Smith)	11 (Smith)	39 (Thompson)	5 (Brooks)	50 (Price)	11 (Wilson)	3.5 (Wilson)	2.0 (Wilson)
Texas	331 (Smith)	17 (Thompson)	70 (Thompson)	13 (Price)	98 (Price)	8 (Merriweather)	1.5 (Waters)	0.5 (Wilson, Bradford Jr.)
Kansas State	359 (Smith)	18 (Smith)	55 (Thompson)	9 (White)	120 (White)	7 (Merriweather)	2.0 (Wilson)	2.0 (Wilson)
Oklahoma State	379 (Morton)	20 (Thompson)	87 (Thompson)	9 (Cleveland)	119 (Bradley)	17 (Merriweather)	1.0 (6 players)	3.0 (3 players)
West Virginia	325 (Morton)	17 (Brooks)	107 (Brooks)	8 (White)	139 (White)	7 (Three players)	3.0 (Waters)	0.5 (Eldridge, Wilson)
Baylor	152 (Morton)	16 (Brooks)	98 (Brooks)	2 (Four players)	45 (White)	12 (Eldridge, Merriweather)	3.0 (Bradford Jr.)	1.0 (Bradford Jr.)
TCU	79 (Morton)	10 (Brooks)	71 (Valdez)	3 (Two players)	54 (Bradley)	11 (Merriweather)	2.5 (Pierre)	1.5 (Pierre)
Kansas	246 (Shough)	16 (Brooks)	76 (Shough)	5 (Two players)	70 (White)	9 (Merriweather)	2.0 (Two players)	2.0 (Pierre)
Iowa State	141 (Shough)	14 (Shough)	45 (Brooks)	4 (Bradley)	42 (Price)	9 (Merriweather)	1.5 (Two players)	1.0 (Bradford Jr.)
Oklahoma	436 (Shough)	21 (Thompson)	86 (Thompson)	8 (Bradley)	173 (Bradley)	14 (Eldridge)	1.0 (Seven players)	1.0 (Three players)
Ole Miss	--	--	--	--	--	--	--	--

MISCELLANEOUS TRENDS

OPENING DRIVE - OFFENSE

OPPONENT	1st	2nd
	Half	Half
Murray State	Touchdown	Touchdown
Houston	Field Goal	Punt
at N.C. State	Punt	Punt
Texas	Touchdown	Turnover on Downs
at Kansas State	Punt	Punt
at Oklahoma State	Touchdown	Touchdown
West Virginia	Touchdown	Touchdown
Baylor	Turnover on Downs	Interception
at TCU	Punt	Punt
Kansas	Touchdown	Punt
at Iowa State	Fumble	Punt
Oklahoma	Fumble	Touchdown
Ole Miss	--	--

OPENING DRIVE - DEFENSE

OPPONENT	1st	2nd
	Half	Half
Murray State	Punt	Punt
Houston	Punt	Touchdown
at N.C. State	Punt	Punt
Texas	Touchdown	Turnover on Downs
at Kansas State	Touchdown	Punt
at Oklahoma State	Touchdown	Field Goal
West Virginia	Punt	Interception
Baylor	Turnover on Downs	Touchdown
at TCU	Turnover on Downs	Punt
Kansas	Touchdown	Missed FG
at Iowa State	Missed FG	Punt
Oklahoma	Touchdown	Turnover on Downs
Ole Miss	--	--

RED RAIDERS ON COIN FLIPS

OPPONENT	Coin		Result
	Flip	Decision	
Murray State	L	Opp. Received	W, 63-10
Houston	L	Opp. Deferred	W, 33-30
at N.C. State	L	Opp. Deferred	L, 27-14
Texas	W	Deferred	W, 37-34 (OT)
at Kansas State	L	Opp. Received	L, 37-28
at Oklahoma State	W	Received	L, 41-31
West Virginia	L	Opp. Deferred	W, 48-10
Baylor	W	Deferred	L, 45-17
at TCU	L	Opp. Deferred	L, 34-24
Kansas	L	Opp. Deferred	W, 43-28
at Iowa State	L	Opp. Deferred	W, 14-10
Oklahoma	L	Opp. Deferred	W, 51-48 (OT)
Ole Miss	-	--	--

GAME-OPENING DRIVES

OPPONENT	TEXAS TECH			OPPONENTS		
	PTS	PLAYS	YDS	PTS	PLAYS	YDS
Murray State	7	4	94	0	6	18
Houston	3	9	68	0	3	9
at N.C. State	0	3	1	0	5	19
Texas	7	18	75	7	3	27
at Kansas State	0	5	9	7	2	75
at Oklahoma State	7	11	75	7	2	34
West Virginia	7	8	75	0	3	3
Baylor	0	7	18	0	10	33
at TCU	0	3	3	0	10	60
Kansas	7	8	75	7	4	75
at Iowa State	0	3	12	0	4	3
Oklahoma	0	1	-10	7	4	45
Ole Miss	-	-	-	-	-	-

SECOND HALF OPENING DRIVES

OPPONENT	TEXAS TECH			OPPONENTS		
	PTS	PLAYS	YDS	PTS	PLAYS	YDS
Murray State	7	5	63	0	3	-1
Houston	0	7	22	7	6	67
at N.C. State	0	7	22	0	3	1
Texas	0	4	5	0	4	8
at Kansas State	0	6	15	0	3	0
at Oklahoma State	7	8	65	3	12	58
West Virginia	7	2	58	0	3	-8
Baylor	0	2	-7	7	7	34
at TCU	0	3	3	0	3	1
Kansas	0	5	6	0	14	56
at Iowa State	0	3	5	0	6	31
Oklahoma	7	5	62	0	8	37
Ole Miss	-	-	-	-	-	-

GIVEAWAYS/TAKEAWAYS

OPPONENT	GIVEAWAY			TAKEAWAY			Dif.
	Fum	Int	Tot	Fum	Int	Tot	
Murray State	0	1	1	0	0	0	-1
Houston	0	3	3	1	1	2	-1
at N.C. State	1	3	4	1	0	1	-3
Texas	0	0	0	1	1	2	+2
at Kansas State	2	2	4	1	0	1	-3
at Oklahoma State	0	1	1	0	0	0	-1
West Virginia	0	0	0	1	3	4	+4
Baylor	0	5	5	1	0	1	-4
at TCU	0	1	1	0	0	0	-1
Kansas	0	0	0	1	1	2	+2
at Iowa State	1	0	1	0	0	0	-1
Oklahoma	1	1	2	0	1	1	-1
Ole Miss	-	-	-	-	-	-	-
TOTALS	5	17	22	7	7	14	-8

SCORING DRIVE ANALYSIS

YARDAGE	TEXAS TECH		OPPONENTS	
	TD	FG	TD	FG
No Drive	--	--	2	--
Negative Yards	--	--	--	--
0-9	1	1	1	2
10-19	--	--	--	2
20-29	3	1	3	4
30-39	4	2	4	1
40-49	2	6	2	4
50-59	3	3	3	1
60-69	9	3	5	5
70-79	17	2	16	2
80-89	6	--	2	--
90-99	4	--	1	--
TOTALS	50	18	39	21

THREE-AND-OUTS

OPPONENT	TEXAS TECH	OPPONENTS
	3-&-Outs/Drives	3-&-Outs/Drives
Murray State	3/15	10/15
Houston	2/16	2/16
at N.C. State	4/13	5/13
Texas	2/12	2/12
at Kansas State	1/15	4/14
at Oklahoma State	4/14	3/14
West Virginia	1/13	3/12
Baylor	2/14	1/12
at TCU	2/14	3/13
Kansas	1/13	1/12
at Iowa State	5/11	0/11
Oklahoma	3/17	2/17
Ole Miss	-/-	-/-
TOTALS	30/165	36/161

SPECIAL TEAMS TACKLES

(All tackles on Special Teams coverage)			
Player	Total	KO	Punt
Knotts, Jackson	1	0	1
Merriweather, Krishon	2	2	0
Owens, Tyler	5	3	2
Martinez, Nehemiah	1	1	0
Ramirez, Bryce	1	1	0
Curley, Patrick	2	1	1
Matthews, Tyrique	2	1	1
Sparkman, JJ	1	1	0
Pearson, Reggie	1	1	0
Wolff, Trey	1	1	0
Frye, Adrian	1	1	0
Low, Trent	1	1	0
Smith, Isaac	1	0	1
Williams, Rayshad	1	0	1
Rodriguez, Jacob	2	2	0
Taylor-Demerson, Dadrion	1	1	0
Blankenbaker, Keyon	1	1	0
Teeter, Henry	1	0	1
TOTALS	26	18	8

## TEXAS TECH SCORING DRIVES

Murray State <i>drive superlatives →</i>	No. of Plays	Total Yards	Drive Time	Type of Score	Score QTR/Time	Scoring Play
	4	94	1:20	TD	1st/10:34	Founji 30 yard rec
	4	59	1:07	TD	1st/7:28	Brooks 14 yard run
	11	75	2:54	TD	2nd/14:35	Bradley 30 yard rec
	1	39	0:16	TD	2nd/13:39	Founji 39 yard rec
	8	32	3:01	TD	2nd/8:30	Brooks 3 yard run
	6	80	1:59	TD	2nd/2:26	Brooks 23 yard run
	5	63	2:12	TD	3rd/12:38	Thompson 30 yard rec
	3	47	0:59	TD	3rd/9:34	Bradley 14 yard rec
	2	35	0:27	TD	4th/13:40	Tharp 21 yard rec
Houston	Plays	Yards	Time	Score	QTR/Time	Scoring Play
	9	68	3:34	FG	1st/11:26	Wolff 25 yard FG
	4	65	1:07	TD	2nd/10:10	Martinez 43 yard rec
	4	69	0:41	TD	2nd/0:18	Price 54 yard rec
	6	46	0:34	FG	4th/0:03	Wolff 47 yard FG
	6	25	0:00	TD	OT 1	Brooks 4 yard run
	4	25	0:00	TD	OT 2	Smith 9 yard run
N.C. State	Plays	Yards	Time	Score	QTR/Time	Scoring Play
	4	60	1:14	TD	2nd/0:50	Price 24 yard rec
	12	75	3:34	TD	4th/10:46	Smith 3 yard run
Texas	Plays	Yards	Time	Score	QTR/Time	Scoring Play
<i>most plays/time →</i>	18	75	7:55	TD	1st/5:41	Smith 4 yard run
	13	83	4:46	TD	2nd/12:06	Brooks 17 yard rec
	15	59	4:32	FG	3rd/8:16	Wolff 27 yard FG
	10	75	2:32	TD	3rd/1:55	Thompson 1 yard run
	5	30	1:29	TD	4th/7:54	Cupp 19 yard rec
	11	56	5:05	FG	4th/0:21	Wolff 45 yard FG
	5	23	0:00	FG	OT	Wolff 20 yard FG
Kansas State	Plays	Yards	Time	Score	QTR/Time	Scoring Play
	9	86	2:43	TD	2nd/1:24	Martinez 6 yard rec
	4	37	0:21	FG	2nd/0:00	Wolff 51 yard FG
	8	46	2:42	FG	3rd/2:42	Wolff 39 yard FG
	7	75	2:56	TD	3rd/3:08	White 12 yard rec
	13	75	3:31	TD	4th/2:23	Smith 3 yard run
Oklahoma State	Plays	Yards	Time	Score	QTR/Time	Scoring Play
	11	75	2:43	TD	1st/12:17	Bradley 27 yard rec
	10	81	2:11	TD	1st/0:20	Morton 9 yard run
	8	64	2:06	TD	2nd/12:33	White 4 yard rec
<i>most plays →</i>	18	70	6:43	FG	2nd/0:35	Wolff 23 yard FG
	8	65	2:43	TD	3rd/8:42	Thompson 2 yard run
West Virginia	Plays	Yards	Time	Score	QTR/Time	Scoring Play
	8	75	1:37	TD	1st/13:23	Brooks 19 yard run
	16	80	3:44	TD	1st/8:35	Brooks 1 yard run
	12	47	3:20	FG	2nd/12:25	Wolff 46 yard FG
	2	58	0:41	TD	3rd/13:14	White 55 yard rec
	12	91	3:07	TD	3rd/6:56	Founji 12 yard rec
	8	50	2:14	TD	4th/14:46	Thompson 13 yard run
	8	48	2:42	FG	4th/11:58	Wolff 26 yard FG
	14	84	7:48	TD	4th/2:33	Boyd 2 yard rec
Baylor	Plays	Yards	Time	Score	QTR/Time	Scoring Play
	6	48	1:33	FG	2nd/8:09	Wolff 33 yard FG
	15	75	3:35	TD	3rd/7:34	Teeter 1 yard rec
	8	41	2:09	TD	3rd/2:46	Morton 8 yard run
TCU	Plays	Yards	Time	Score	QTR/Time	Scoring Play
	3	80	0:41	TD	1st/5:13	Bradley 47 yard rec
	9	43	3:28	FG	1st/0:00	Wolff 29 yard FG
	9	77	2:36	TD	3rd/8:38	Sparkman 33 yard rec
<i>T-most yards →</i>	7	96	1:48	TD	4th/1:46	Shough 3 yard run

## OPPONENT SCORING DRIVES

Murray State <i>drive superlatives →</i>	No. of Plays	Total Yards	Drive Time	Type of Score	Score QTR/Time	Scoring Play
	9	62	4:59	FG	1st/2:29	Baum 31 yard FG
	4	75	1:06	TD	2nd/13:29	Bell 54 yard rec
Houston	Plays	Yards	Time	Score	QTR/Time	Scoring Play
	7	12	1:49	FG	2nd/11:17	Baxa 24 yard FG
	4	67	1:36	TD	3rd/13:24	Campbell 2 yard run
	4	3	0:20	FG	4th/0:37	Baxa 35 yard FG
	5	25	0:00	TD	OT 1	Golden 15 yard rec
	7	22	0:00	FG	OT 2	Baxa 20 yard FG
N.C. State	Plays	Yards	Time	Score	QTR/Time	Scoring Play
	7	1	3:35	FG	1st/7:39	Dunn 29 yard FG
	6	26	3:27	FG	1st/2:29	Dunn 47 yard FG
	4	43	1:41	TD	2nd/10:13	Sumo-Karngbaye 14 yard run
	1	38	0:08	TD	4th/14:20	Sumo-Karngbaye 38 yard rec
Texas	Plays	Yards	Time	Score	QTR/Time	Scoring Play
	3	63	1:24	TD	1st/13:36	K. Robinson 35 yard rec
	10	43	3:49	FG	1st/1:52	Auburn 40 yard FG
	6	69	2:29	TD	2nd/6:07	Worthy 39 yard rec
<i>most yards →</i>	12	82	4:11	TD	2nd/0:24	B. Robinson 8 yard run
	8	75	3:49	TD	3rd/4:27	B. Robinson 40 yard run
	4	46	0:21	FG	4th/0:00	Auburn 48 yard FG
Kansas State	Plays	Yards	Time	Score	QTR/Time	Scoring Play
	2	75	0:40	TD	1st/14:20	Martinez 18 yard run
<i>most time →</i>	14	72	7:50	FG	1st/4:57	Tennant 29 yard FG
	6	25	3:01	FG	1st/0:24	Tennant 26 yard FG
	2	77	1:03	TD	3rd/6:04	Brooks 18 yard rec
	3	76	1:16	TD	4th/13:34	Martinez 69 yard run
	6	26	2:36	FG	4th/9:07	Tennant 32 yard FG
	4	27	2:33	TD	4th/5:54	Martinez 12 yard run
Oklahoma State	Plays	Yards	Time	Score	QTR/Time	Scoring Play
	2	34	0:29	TD	1st/11:48	Green 32 yard rec
	6	63	1:29	TD	1st/5:03	Sanders 14 yard run
	7	43	1:28	FG	1st/2:31	Brown 42 yard FG
<i>most plays →</i>	16	68	5:15	FG	2nd/7:18	Brown 22 yard FG
	12	58	3:35	FG	3rd/11:25	Brown 34 yard FG
	7	53	2:19	TD	3rd/3:18	Sanders 2 yard run
	7	12	2:12	FG	3rd/0:03	Brown 24 yard FG
	11	57	3:50	TD	4th/2:27	Richardson 7 yard run
West Virginia	Plays	Yards	Time	Score	QTR/Time	Scoring Play
<i>most time →</i>	15	61	7:50	FG	1st/0:45	Legg 46 yard FG
	6	75	1:51	TD	3td/5:05	Ford-Wheaton 28 yard rec
Baylor	Plays	Yards	Time	Score	QTR/Time	Scoring Play
	9	30	4:06	FG	1st/4:39	Mayers 48 yard FG
	9	75	4:30	TD	2nd/3:39	Reese 1 yard run
	10	74	1:38	TD	2nd/0:13	Reese 2 yard run
	7	34	3:07	TD	3rd/11:09	Presley 9 yard rec
	11	75	5:00	TD	4th/12:46	Reese 1 yard run
	3	26	1:38	TD	4th/0:45	Jones 17 yard run
TCU	Plays	Yards	Time	Score	QTR/Time	Scoring Play
	7	54	2:54	FG	2nd/11:58	Kell 40 yard FG
	11	71	3:55	FG	2nd/0:09	Kell 30 yard FG
	10	81	4:12	TD	4th/13:25	Miller 2 yard run
	3	34	1:28	TD	4th/10:53	Davis 23 yard rec
	6	45	3:42	TD	4th/5:46	Demarcado 16 yard rec

TEXAS TECH SCORING DRIVES

Kansas	Plays	Yards	Time	Score	QTR/Time	Scoring Play
	8	75	3:09	TD	1st/11:51	Smith 3 yard run
	12	60	3:47	FG	1st/5:53	Wolff 33 yard FG
	6	76	2:26	TD	1st/0:48	Thompson 37 yard run
	12	61	3:51	TD	2nd/9:36	Tharp 1 yard rec
	3	35	0:10	FG	2nd/0:03	Wolff 51 yard FG
	9	79	3:40	TD	3rd/14:52	Shough 9 yard run
	9	63	3:47	FG	4th/4:19	Wolff 30 yard FG
	3	8	0:36	TD	4th/3:33	Brooks 5 yard run
Iowa State	Plays	Yards	Time	Score	QTR/Time	Scoring Play
<i>T-most yards →</i>	14	96	5:05	TD	2nd/12:23	Smith 1 yard run
	13	77	5:02	TD	4th/6:10	Cupp 4 yard rec
Oklahoma	Plays	Yards	Time	Score	QTR/Time	Scoring Play
	11	75	3:19	TD	2nd/9:45	Hutchings 1 yard run
	10	75	3:16	TD	2nd/3:09	Thompson 6 yard run
	4	29	0:48	TD	2nd/1:28	Smith 6 yard run
	8	77	0:48	FG	2nd/0:00	Wolff 29 yard FG
	5	62	1:55	TD	3rd/10:52	Thompson 7 yard run
	7	62	3:20	TD	3rd/2:46	Smith 15 yard rec
	5	75	1:54	TD	4th/8:43	Bradley 44 yard rec
	13	50	4:01	FG	4th/0:03	Wolff 43 yard FG
	4	8	0:00	FG	OT/0:00	Wolff 35 yard FG

OPPONENT SCORING DRIVES

Kansas	Plays	Yards	Time	Score	QTR/Time	Scoring Play
	4	75	2:11	TD	1st/9:40	Casey 66 yard rec
	7	77	3:52	TD	2nd/5:44	Bean 16 yard run
	4	73	1:47	TD	2nd/2:31	Grimm 3 yard rec
	6	60	1:38	TD	4th/8:06	Skinner 20 yard rec
Iowa State	Plays	Yards	Time	Score	QTR/Time	Scoring Play
	13	63	5:40	FG	2nd/6:38	Nettles 36 yard FG
	7	53	2:59	TD	4th/11:18	Dean 24 yard rec
Oklahoma	Plays	Yards	Time	Score	QTR/Time	Scoring Play
	4	45	13:19	TD	1st/13:19	Mims Jr. 37 yard rec
	11	93	2:58	TD	1st/9:24	Willis 7 yard rec
	13	64	4:47	FG	2nd/13:04	Schmit 41 yard FG
	1	77	0:13	TD	2nd/6:25	Mims Jr. 77 yard rec
	3	75	0:43	TD	3rd/10:09	Wease 61 yard rec
	6	75	2:25	TD	4th/10:37	Willis 5 yard rec
	5	75	1:19	TD	4th/7:24	Farooq 1 yard rec
	4	8	1:12	FG	4th/4:04	Schmit 42 yard FG

EXPLOSIVE PLAYS - 20-PLUS YARDS

Yards	Opponent	Play	Result
67	Oklahoma	Kick return from Jordan Brown	--
58	K-State	Pass from Smith to Cleveland	First Down
55	West Virginia	Pass from Morton to White	Touchdown
54	Houston	Pass from Smith to Price	Touchdown
47	Kansas	Pass from Shough to White	First Down
47	TCU	Pass from Morton to Bradley	Touchdown
44	Oklahoma	Pass from Shough to Bradley	Touchdown
43	Oklahoma	Pass from Shough to Bradley	First Down
43	Houston	Pass from Smith to Martinez	Touchdown
39	Baylor	Pass from Morton to White	First Down
39	Murray State	Pass from Shough to Bradley	First Down
39	Murray State	Pass from Smith to Fouonji	Touchdown
38	TCU	Valdez rush	First Down
38	West Virginia	Donnell rush	First Down
38	NC State	Pass from Morton to White	First Down
36	Kansas	Thompson rush	Touchdown
36	Oklahoma State	Pass from Morton to Cleveland	First Down
36	Murray State	Kick Return from Xavier White	--
35	Kansas	Pass from Shough to Cleveland	First Down
35	Texas	Pass from Smith to Cleveland	First Down
35	Murray State	Kick Return from Xavier White	--
34	Oklahoma	Pass from Shough to Fouonji	First Down
34	Kansas	Pass from Shough to Martinez	First Down
33	Oklahoma	Pass from Shough to Bradley	First Down
33	TCU	Pass from Shough to Sparkman	Touchdown
33	Murray State	Pass from Shough to Fouonji	First Down
31	Baylor	Brooks rush	First Down
31	Oklahoma State	Pass from Morton to Bradley	First Down
20	TCU	Valdez rush	First Down
30	Murray State	Pass from Shough to Fouonji	Touchdown
30	Murray State	Pass from Smith to Bradley	Touchdown
30	Murray State	Pass from Smith to Thompson	Touchdown
29	Iowa State	Pass from Shough to White	First Down
29	West Virginia	Pass from Morton to White	First Down
28	Iowa State	Pass from Shough to Price	First Down
27	Baylor	Pass from Morton to Bradley	First Down
27	West Virginia	Pass from Morton to White	First Down
27	Oklahoma State	Pass from Morton to Bradley	Touchdown
27	Houston	Smith rush	First Down
26	K-State	Smith rush	First Down
26	Texas	Pass from Smith to Price	First Down
25	K-State	Pass from Smith to White	First Down
24	Oklahoma	Pass from Shough to Martinez	First Down
24	Oklahoma	Pass from Shough to Thompson	First Down

OPPONENT EXPLOSIVE PLAYS - 20-PLUS YARDS

Yards	Opponent	Play	Result
77	Oklahoma	Pass from Gabriel to Mims Jr.	Touchdown
61	Oklahoma	Pass from Gabriel to Wease	Touchdown
69	K-State	Vaughn rush	First Down
69	K-State	Martinez rush	Touchdown
66	Kansas	Pass from Bean to Casey	Touchdown
63	Kansas	Neal rush	First Down
63	Houston	Pass from Tune to Dell	First Down
60	Kansas	Pass from Bean to Arnold	Touchdown
57	K-State	Martinez rush	First Down
54	Murray State	Pass from Williams to Bell	Touchdown
51	Murray State	Pass from Williams to Brooks	First Down
50	TCU	Miller rush	First Down
49	Oklahoma	Pass from Gabriel to Wease	First Down
40	Kansas	Thomas rush	First Down
40	Texas	Robinson rush	Touchdown
39	Texas	Pass from Card to Worthy	Touchdown
38	TCU	Pass from Duggan to Williams	First Down
38	NC State	Pass from Thomas to Sumo-Karngbaye	Touchdown
37	Oklahoma	Pass from Gabriel to Willis	Firs Down
37	Oklahoma	Pass from Gabriel to Mims Jr.	Touchdown
37	Iowa State	Pass from Dekkers to Stanley	First Down
35	Texas	Pass from Card to K. Robinson	Touchdown
35	Houston	Pass from Tune to Campbell	First Down
33	Kansas	Neal rush	First Down
33	Murray State	Pass from Williams to Rearden	First Down
32	Oklahoma State	Pass from Sanders to Green	Touchdown
32	Oklahoma State	Pass from Sanders to Green	First Down
31	Kansas	Pass from Bean to Arnold	First Down
30	Oklahoma	Pass from Gabriel to Mims Jr.	Touchdown
30	TCU	Pass from Duggan to Barber	First Down
30	Baylor	Pass from Shapen to Presley	First Down
30	Baylor	Pass from Shapen to Holmes	First Down
28	West Virginia	Pass from Daniels to Ford-Wheaton	Touchdown
28	Oklahoma State	Pass from Sanders to Green	First Down
28	Texas	Pass from Card to Milton	First Down
27	TCU	Miller rush	First Down
26	NC State	Pass from Leary to Sumo-Karngbaye	Lost Fumble
25	Iowa State	Pass from Dekkers to Hutchinson	First Down
25	Iowa State	Pass from Dekkers to Hutchinson	First Down
25	Baylor	Pass from Shapen to Sims	First Down
24	Oklahoma	Pass from Gabriel to Stoops	First Down
24	Oklahoma	Gray rush	First Down
24	Iowa State	Pass from Dekkers to Dean	Touchdown
24	Oklahoma State	Pass from Sanders to Bray	First Down

EXPLOSIVE PLAYS - 20-PLUS YARDS

24	TCU	Rush from Thompson	First Down
24	Texas	Pass from Smith to Cupp	First Down
24	NC State	Pass from Smith to Price	Touchdown
24	Murray State	Rush from Thompson	First Down
24	Murray State	Pass from Morton to Martinez	First Down
23	West Virginia	Pass from Smith to Teeter	First Down
23	K-State	Thompson rush	First Down
23	Murray State	Pass from Shough to Teeter	First Down
23	Murray State	Brooks rush	Touchdown
21	Oklahoma	Pass from Shough to Martinez	First Down
21	Iowa State	Pass from Shough to Martinez	First Down
21	TCU	Brooks rush	First Down
21	Oklahoma State	Pass from Morton to Bradley	First Down
21	Murray State	Pass from Morton to Tharp	Touchdown
21	Houston	Pass from Smith to Bradley	First Down
22	Houston	Smith rush	First Down
22	K-State	Pass from Smith to White	First Down
20	West Virginia	Brooks rush	First Down
20	Oklahoma State	Pass from Morton to Cleveland	First Down
20	Murray State	Pass from Smith to Cupp	First Down
20	K-State	Pass from Smith to Cleveland	First Down
20	K-State	Pass from Smith to Cleveland	First Down

EXPLOSIVE PLAYS BY THE NUMBERS

	Texas Tech Long Plays			Opponent Long Plays		
	Rush	Pass	Total	Rush	Pass	Total
Murray State	2	10	12	0	5	5
Houston	2	3	5	0	3	3
N.C. State	0	2	2	0	2	2
Texas	0	3	3	2	5	7
Kansas State	1	6	7	3	1	4
Oklahoma State	0	5	5	0	6	6
West Virginia	2	4	6	0	2	2
Baylor	1	2	3	0	4	4
TCU	4	2	6	3	5	8
Kansas	1	3	4	3	5	8
Iowa State	0	3	3	0	4	4
Oklahoma	0	7	7	2	7	8
Totals	13	50	63	13	49	61

LONGEST PLAYS BY THE NUMBERS

Long Plays by Yards	NO.	TD
100+	0	0
90-99	0	0
80-89	0	0
70-79	0	0
60-69	0	0
50-59	3	2
40-49	5	3
30-39	21	6
20-29	31	4

OPPONENT EXPLOSIVE PLAYS - 20-PLUS YARDS

24	Murray State	Pass from Williams to Dallas	First Down
23	Oklahoma	Gray rush	First Down
23	Kansas	Pass from Bean to Fairchild	First Down
23	TCU	Pass from Duggan to Davis	Touchdown
23	Baylor	Pass from Shapen to Holmes	First Down
23	Oklahoma State	Pass from Sanders to Presley	First Down
23	Oklahoma State	Pass from Sanders to Richardson	First Down
23	Texas	Pass from Card to Johnson	First Down
22	West Virginia	Pass from Daniels to Ford-Wheaton	First Down
22	Texas	Card run	First Down
22	Texas	Pass from Card to B. Robinson	First Down
22	Murray State	Pass from Williams to Bell	First Down
21	TCU	Pass from Duggan to Barber	First Down
21	Houston	Pass from Tune to Dell	First Down
20	Kansas	Pass from Bean to Skinner	Touchdown
20	TCU	Pass from Duggan to Henderson	First Down
20	TCU	Bailey rush	First Down
20	K-State	Pass from Martinez to Warner	First Down

LONGEST PLAYS BY TYPE

Long Plays by Type (20+)	NO.	TD
Rushing	13	2
Passing	50	12
Punt returns	0	0
Kick returns	7	0
Interceptions	0	0
Fumble returns	0	0
Other	0	0
TOTAL	70	14

LONGEST PLAYS OF THE YEAR

Rushing	38 (2x)	Last by Valdez vs TCU
Rushing Touchdown	36	Thompson vs Kansas
Passing	58	Donovan Smith vs. Houston
Passing Touchdown	55	Morton to White vs West Virginia
Punt Return	19	Drew Hocutt vs. Murray State
Kick Return	67	Jordan Brown vs. Oklahoma
Interception Return	25	Reggie Pearson vs. Texas
Punt	65	Austin McNamara vs. West Virginia
Field Goal	51 (2x)	Last vs Kansas



STAT NOTABLES

OFFENSIVE STAT NOTABLES

CAREER 100+ RUSHING YARD GAMES

Tahj Brooks (4)

Date	Rush Yards	Opponent
Sept. 4, 2021	134	Houston
Sept. 11, 2021	103	Stephen F. Austin
Dec. 28, 2021	107	Mississippi State
Oct. 22, 2022	107	West Virginia

SaRodorick Thompson (6)

Date	Rush Yards	Opponent
Oct. 12, 2019	153	Baylor
Sept. 12, 2020	118	Houston Baptist
Sept. 26, 2020	119	Texas
Nov. 28, 2020	133	Oklahoma State
Oct. 9, 2021	118	TCU

Xavier White (3)

Date	Rush Yards	Opponent
Oct. 3, 2020	113	Kansas State
Dec. 5, 2020	135	Kansas

GAMES WITH A RUSHING TD

Player	'18	'19	'20	'21	'22	Career
Thompson, SaRodorick	2	8	5	6	5	26
Brooks, Tahj	--	--	3	5	4	12
White, Xavier	--	--	2	3	--	5
Shough, Tyler	--	--	2*	2	2	6
Price, Myles	--	--	1	1	--	2
Townsend, Chadarius	--	--	1	--	--	1
Morton, Behren	--	--	--	2	2	2
Hutchings, Jaylon	--	--	--	--	1	1

GAMES WITH MULTIPLE RUSHING TDs

Player	'18	'19	'20	'21	'22	Career
Thompson, SaRodorick	1	4	3	3	1	12
Brooks, Tahj	--	--	1	2	2	5

\*Indicates games played prior to arrival at Texas Tech

CAREER 100+ RECEIVING YARD GAMES

Jerand Bradley (2)

Date	Rec. Yards	Opponent
Sept. 3, 2022	108	Murray State
Oct. 8, 2022	119	Oklahoma State
Nov. 26, 2022	173	Oklahoma

Loic Fouonji (1)

Date	Rec. Yards	Opponent
Sept. 3, 2022	110	Murray State

Myles Price (1)

Date	Rec. Yards	Opponent
Nov. 13, 2021	175	Iowa State

Xavier White (3)

Date	Rec. Yards	Opponent
Aug. 31, 2018	107	Montana State
Oct. 1, 2022	120	K-State
Oct. 22, 2022	139	West Virginia

Trey Cleveland (1)

Date	Rec. Yards	Opponent
Oct. 8, 2022	100	Oklahoma State

CAREER GAMES WITH A RECEIVING TD

Player	'18	'19	'20	'21	'22	Career
Price, Myles	--	--	1	2	2	5
White, Xavier	--	1	--	1	3	5
Cleveland, Trey	--	--	1	1	1	3
Fouonji, Loic	--	--	1	1	3	5
Sparkman, J.J.	--	--	--	2	1	3
Bradley, Jerand	--	--	--	--	4	4
Martinez, Nehemiah	--	--	--	--	2	2
Brooks, Tahj	--	--	--	--	1	1
Boyd, Brady	--	--	--	--	1	1
Teeter, Henry	--	--	--	--	1	1
Tharp, Mason	--	--	--	--	2	2
Cupp, Baylor	--	--	--	--	2	2

CAREER GAMES WITH MULTIPLE RECEIVING TDs

Player	'18	'19	'20	'21	'22	Career
Bradley, Jerand	--	--	--	--	1	1
Fouonji, Loic	--	--	--	--	1	1

2022 ALL-PURPOSE SINGLE GAME LEADERS

Player	APP Yards	Opponent
Xavier White	167	at Kansas State
Xavier White	141	West Virginia
Nehemiah Martinez	120	at NC State
Jerand Bradley	119	at Oklahoma State
Myles Price	118	Texas
Tahj Brooks	115	Baylor
Tahj Brooks	113	West Virginia
Tahj Brooks	112	Houston

DEFENSIVE STAT NOTABLES

CAREER GAMES WITH 10+ TACKLES

Krishon Merriweather (5)

Date	Tackles	Opponent
Sept. 12, 2020	12	Houston Baptist
Dec. 5, 2020	12	Kansas
Oct. 8, 2022	17	Oklahoma State
Oct. 29, 2022	12	Baylor
Nov. 5, 2022	11	TCU

Marquis Waters (4)

Date	Tackles	Opponent
Oct. 27, 2018	10	at Pittsburgh*
Nov. 23, 2019	13	at Wake Forest*
Oct. 3, 2020	10	Virginia Tech*
Nov. 7, 2020	10	North Carolina*

Tyree Wilson (2)

Date	Tackles	Opponent
Sept. 17, 2022	11	at NC State
Oct. 29, 2022	10	Baylor

Kosi Eldridge (2)

Date	Tackles	Opponent
Oct. 29, 2022	12	Baylor
Nov. 26, 200	14	Oklahoma

\*Indicates games played prior to arrival at Texas Tech

TURNOVER CHART

Opponent	Forced by Texas Tech					Forced by Opponent			
	Fum	Int	Tot	Pts Off	Margin	Fum	Int	Tot	Pts Off
Murray State	0	0	0	0	-1	0	1	1	0
Houston	1	1	2	0	-1	0	3	3	10
N.C. State	1	0	1	0	-3	1	3	4	10
Texas	1	1	2	3	+2	0	0	0	0
Kansas State	1	0	1	0	-3	2	2	4	0
Oklahoma State	0	0	0	0	-1	0	1	1	3
West Virginia	1	3	4	17	+4	0	0	0	0
Baylor	1	0	1	7	-4	0	5	5	14
TCU	0	0	0	0	-1	0	1	1	0
Kansas	1	1	2	3	+2	0	0	0	0
Iowa State	0	0	0	0	-1	1	0	1	0
Oklahoma	0	1	1	7	-1	1	1	2	10
Ole Miss	--	--	--	--	--	--	--	--	--
Total	7	7	14	37	-8	5	17	22	47

REDZONE CHART

Opponent	Texas Tech					Opponents			
	No.	TD	Run/Pass	FG	Score%	No.	TD	FG	Score%
Murray State	4	3	2/1	0	75.0	2	0	1	50.0
Houston	4	2	2/0	1	75.0	6	2	3	83.0
N.C. State	1	1	1/0	--	100.0	2	1	1	100.0
Texas	5	4	2/2	1	83.0	2	1	1	100.0
Kansas State	3	3	1/2	0	75.0	6	3	3	100.0
Oklahoma State	4	3	2/1	1	100.0	6	3	3	100.0
West Virginia	6	5	3/2	1	100.0	1	0	1	100.0
Baylor	3	2	1/1	1	100.0	5	5	0	100.0
TCU	2	1	1/0	1	100.0	6	2	1	50.0
Kansas	6	4	3/1	2	100.0	6	3	0	50.0
Iowa State	1	2	1/1	0	100.0	5	0	1	20.0
Oklahoma	6	5	4/1	1	100.0	5	3	1	80.0
Ole Miss	--	--	--	--	--	--	--	--	--

GAME-BY-GAME SPECIALIST STATS

FIELD GOALS

(Made), Missed, Blocked	#36 Wofff
Murray State	--
Houston	(25), 45, (47)
N.C. State	--
Texas	(20), (27), (45)
Kansas State	(51), (39), 42
Oklahoma State	44, (23)
West Virginia	(46), (26)
Baylor	(33)
TCU	(29)
Kansas	(33), (51), (30)
Iowa State	--
Oklahoma	(29), (43), (35)
Ole Miss	--

PUNTING

Number-Avg./i20/50+	#31 McNamara
Murray State	4-45.8 / 3 / 2
Houston	4-44.5 / 2 / 1
N.C. State	6-41.2 / 1 / 1
Texas	2-42.5 / 1 / 1
Kansas State	3-45.3 / 1 / 1
Oklahoma State	4-41.5 / 0 / 0
West Virginia	2-54.0 / 1 / 1
Baylor	2-48.0 / 1 / 1
TCU	6-47.0 / 3 / 4
Kansas	3-46.7 / 0 / 1
Iowa State	7-39.0 / 1 / 0
Oklahoma	6-47.2 / 1 / 1
Ole Miss	--

## GAME RECAPS - GAME 1

<b>Murray State</b>	3	7	0	0	-	<b>10</b>
<b>Texas Tech</b>	14	28	14	7	-	<b>63</b>

Jones AT&T Stadium | Lubbock, Texas | 7 p.m. | Big 12 Now on ESPN+ | Attendance: 58,823



### TEXAS TECH ROUTS MURRAY STATE 63-10 IN MCGUIRE'S DEBUT

**LUBBOCK, Texas (AP)** — Donovan Smith came off the bench to throw four touchdown passes, Tajh Brooks ran for three scores and Texas Tech blew out lower-division Murray State 63-10 in coach Joey McGuire's debut Saturday night.

Smith had scoring tosses on his first two passes after replacing Tyler Shough in the first half. McGuire indicated he planned to play both, but said at halftime Shough was injured and probably wouldn't return. Shough was on the sideline in the second half with a sling on his left (non-throwing) shoulder.

Brooks finished with 50 yards and scoring runs of 14, 3 and 23 yards, the last giving the Red Raiders a 42-10 lead late in the first half on the way to their 23rd consecutive victory in a home opener.

Texas Tech's first meeting with Murray State and 20th consecutive victory over an FCS opponent was similar to the lower-division matchups from 2010-19, when the average margin of victory was 40 points.

McGuire, a lifelong Texan who was a Baylor assistant the past five years after winning three Texas high school state championships, didn't have to worry for long about becoming the fifth consecutive Texas Tech coach since 2000 to win his opener.

Murray State quarterback DJ Williams, the Ohio Valley Conference freshman of the year last season, sustained an apparent right leg injury on the final play of the first half.

Williams was scrambling before setting up to throw with the Racers trying to get a touchdown as time ran out before the break, and his right leg buckled as he lost control of the ball and crumpled to the turf. Williams was helped off the field, unable to put any pressure on his right leg.

Loic Fouonji and Jerand Bradley had two touchdown catches apiece. Fouonji opened the scoring on a 30-yard catch from Shough before Smith's first TD toss, a 30-yarder to Bradley.

Fouonji's 39-yard catch from Smith gave Texas Tech a 28-10 lead early in the second quarter, and Bradley's 14-yard scoring grab made it 56-10 early in the third.

Bradley, a sophomore, had his first career 100-yard game with 108 yards on six catches, and Fouonji finished with four catches for 77 yards.

Smith was 14 of 16 for 221 yards without an interception before getting replaced by Behren Morton in the third quarter. Shough was 6 of 10 for 154 yards as Texas Tech finished with 472 yards passing and 605 total.

TEAM STATISTICS	MSU	TTU
FIRST DOWNS	10	29
RUSHES-NET YARDS (Avg/Rush)	41-50 (1.9)	29-133 (4.6)
PASSING YDS (Avg/Completion)	208 (23.1)	174 (17.5)
Passes Comp-Att-Int	9-23-0	27-36-1
TOTAL OFFENSE PLAYS-YARDS (Avg/Play)	64-258 (4.0)	65-605 (9.3)
Fumble Returns-Yards	0-0	0-0
Punt Returns-Yards	1-0	5-55
Kickoff Returns-Yards	2-40	2-71
Interception Returns-Yards	1-0	0-0
Punts (Number-Avg)	12-39.5	4-45.8
Fumbles-Lost	1-0	2-0
Penalties-Yards	6-55	9-65
Possession Time	34:11	23:20
Third-Down Conversions	4 of 18	6 of 10
Fourth-Down Conversions	0 of 1	0 of 0
Red-Zone Scores-Chances	1-2	3-4
Sacks By: Number-Yards	1-13	4-21

## GAME 2 <sup>2 OT</sup>

<b>No. 25 Houston</b>	0	3	7	10	7	3	<b>30</b>
<b>Texas Tech</b>	3	14	0	3	7	6	<b>33</b>

Jones AT&T Stadium | Lubbock, Texas | 3 p.m. | FS1 | Attendance: 56,271



### SMITH'S HEROICS IN 2ND OT PUSH TECH PAST NO. 25 HOUSTON

**LUBBOCK, Texas (AP)** — Donovan Smith put Texas Tech at risk of losing with his arm. The sophomore quarterback rescued the Red Raiders with his legs.

Smith ran 9 yards for a touchdown in the second overtime, lifting Texas Tech to a 33-30 victory over No. 25 Houston on Saturday.

A back-and-forth finish ended with the Red Raiders (2-0) beating a ranked nonconference opponent in the regular season for the first time since 1989, a span of 14 games.

It was the last meeting between the former Southwest Conference rivals before they become league foes again when the Cougars move from the American Athletic to the Big 12 next year.

After Houston's Bubba Baxa opened the second OT with a 20-yard field goal, Smith broke into the open field and ran untouched to the end zone, sending Texas Tech students and fans streaming onto the field.

Baxa kicked a go-ahead 35-yard field goal with 37 seconds remaining in regulation after Gervarrius Owens returned Smith's third interception to the Texas Tech 21 in the final two minutes.

Smith answered with a 27-yard scramble on the next play, sparking a drive to a tying 47-yard field goal from Trey Wolff with three seconds to go. Wolff replaced Gino Garcia, who missed from 45 earlier in the fourth quarter.

"It's always what coach (Joey) McGuire preached, you could look at this game and that's exactly what he said, 'What's next?'" said Smith, who threw for 351 yards with three picks and six sacks that cut his rushing total from 86 to 28 yards.

"That's something I did this game. Everyone on the sideline was encouraging and, 'Hey, what's next? We got this, we don't got to worry about nothing.'"

The Cougars (1-1) erased a 17-3 halftime deficit, getting even early in the fourth quarter when Jayce Rogers stepped in front of a pass from Smith and returned it 54 yards for a TD. Still, Houston's 12-game regular-season winning streak ended.

Houston had 11 penalties for 121 yards, including two personal fouls on the same possession that twice let the Red Raiders keep the ball when the Cougars would have taken possession in the first half.

TEAM STATISTICS	UH	TTU
FIRST DOWNS	16	35
RUSHES-NET YARDS (Avg/Rush)	29-87 (3.0)	44-118 (2.7)
PASSING YDS (Avg/Completion)	266 (13.3)	350 (9.7)
Passes Comp-Att-Int	20-39-1	36-59-3
TOTAL OFFENSE PLAYS-YARDS (Avg/Play)	68-353 (5.2)	103-468 (4.5)
Fumble Returns-Yards	0-0	0-0
Punt Returns-Yards	1-35	2-2
Kickoff Returns-Yards	2-40	1-19
Interception Returns-Yards	3-115	1-11
Punts (Number-Avg)	5-51.4	4-44.5
Fumbles-Lost	1-1	2-0
Penalties-Yards	11-121	6-45
Possession Time	19:41	34:27
Third-Down Conversions	5 of 16	5 of 18
Fourth-Down Conversions	0 of 1	2 of 3
Red-Zone Scores-Chances	5-6	3-4
Sacks By: Number-Yards	6-49	2-16

GAME 3

Texas Tech	0	7	0	7	-	14
No. 16 NC State	6	14	0	7	-	27

Carter-Finley Stadium | Raleigh, N.C. | 7 p.m. (ET) | ESPN 2 | Attendance: 56,919



TEXAS TECH FALLS AT NO. 16 NC STATE, 27-14

RALEIGH, N.C. (AP) -- Aydan White returned one of his two interceptions 84 yards for a touchdown to lead a strong defensive effort that carried No. 16 North Carolina State past Texas Tech, 27-14 on Saturday night.

Facing the Bowl Subdivision's top passing offense, N.C. State's veteran defense harassed quarterback Donovan Smith and shut down any ground game the Red Raiders tried to muster. The highlight was White's fourth-down pick of Smith's overthrown second-quarter ball, with White taking the interception down the left side with three teammates sprinting to escort him all the way to the end zone.

White also had a sack on a cornerback blitz, one of four for the Wolfpack (3-0). Jakeen Harris came up with a fourth-down interception near midfield with 8:38 left as Texas Tech (2-1) tried to make a late push.

The defensive effort offset a shaky day by the Wolfpack's offense, which had its own troubles with stalled drives and score-negating mistakes. Demie Sumo-Karngbaye — who lost a sure TD catch when he was stripped near the goal line and fumbled out of the end zone — scored twice, the second on a 38-yard catch off a trick-play pass from Thayer Thomas for a 27-7 lead early in the fourth.

Smith ran and threw for scores to lead the Red Raiders, as his 3-yard keeper cut the deficit to 27-14. But after Texas Tech forced a three-and-out to get the ball back, Smith fired incomplete on three straight passes before Harris picked him off over the middle to keep the Wolfpack in control.

The Red Raiders elevated expectations for first-year coach Joey McGuire, whose team was picked to finish ninth in the 10-team Big 12 but upset a ranked Houston team last weekend. The defense made things difficult on the Wolfpack. But the team didn't get its offense going until falling behind and lost a muffed punt to go with its three picks.

N.C. State: Much of the attention has focused on the presence of preseason Atlantic Coast Conference player of the year Devin Leary at quarterback. But the defense that returned 10 starters from a unit that ranked 14th in FBS in scoring defense (19.7) and 21st in total defense (331.6 yards) carried this win as N.C. State managed 270 total yards. Lineman C.J. Clark had two sacks while the Wolfpack smothered the Red Raiders' rushing game by allowing 54 yards on 26 carries.

Texas Tech linebacker Bryce Ramirez was carted off in the first quarter with a serious leg injury. He was injured when teammates tackled Wolfpack running back Jordan Houston, with the pile rolling over Ramirez's left leg that was planted in the turf. The leg was twisted abnormally as he laid on the grass, with team training staffers using a towel to cover the lower left leg as they began treating him. He was later taken to a hospital trauma center.

TEAM STATISTICS	TTU	NCST
FIRST DOWNS	20	15
RUSHES-NET YARDS (Avg/Rush)	26-54 (2.1)	37-111 (3.0)
PASSING YDS (Avg/Completion)	299 (12.0)	159 (9.9)
Passes Comp-Att-Int	25-43-3	16-24-0
TOTAL OFFENSE PLAYS-YARDS (Avg/Play)	69-353 (5.1)	61-270 (4.4)
Fumble Returns-Yards	0-0	0-0
Punt Returns-Yards	2-6	0-0
Kickoff Returns-Yards	5-98	0-0
Interception Returns-Yards	0-0	3-84
Punts (Number-Avg)	6-41.2	7-38.9
Fumbles-Lost	1-1	1-1
Penalties-Yards	7-69	9-74
Possession Time	25:33	33:04
Third-Down Conversions	2 of 12	6 of 16
Fourth-Down Conversions	1 of 4	1 of 1
Red-Zone Scores-Chances	1-1	2-2
Sacks By: Number-Yards	2-11	4-26

GAME 4 OT

No. 22 Texas	10	14	7	3	0	34
Texas Tech	7	7	10	10	3	37

Jones AT&T Stadium | Lubbock, Texas | 2:30 p.m. | ESPN | Attendance: 60, 975



WOLFF OVERTIME FIELD GOAL PUSHES TEXAS TECH PAST NO. 22 TEXAS, 37-34

LUBBOCK, Texas – Texas Tech fans flooded the field in celebration for the second straight home game after Trey Wolff drilled a 20-yard field goal for a 37-34 overtime win over No. 22 Texas on Saturday at a sold-out Jones AT&T Stadium.

The Red Raiders (3-1, 1-0 Big 12) opened Big 12 play with the thrilling overtime victory over the Longhorns (2-2, 0-1 Big 12) after Wolff had given Tech a 34-31 lead with a 45-yard field goal with 21 seconds remaining in regulation. Texas drove down the field in three plays and hit a 48-yard field goal to force overtime but would see running back Bijan Robinson fumble after a hit by Krishon Merriweather on the first play of overtime. Reggie Pearson Jr., who had an interception earlier in the game, recovered the fumble to set Tech up to win the game.

Tech trailed 24-14 at halftime after the Longhorns scored two touchdowns in the final six minutes of the half. The Red Raiders had led 14-10 after a Smith touchdown pass to Brooks before Texas regained momentum to scored on its final two possessions. Smith threw for 104 yards and a touchdown on 18-for-23 passing in the first half along with rushing for one touchdown and running for 14 yards on three carries. Thompson led Tech with 35 yards rushing on nine rushes, while Brooks had 29 yards on five carries and Price had six receptions for 38 yards going into the second half. Texas had 229 of total offense in the first half led by Card who was 13-for-18 passing with 168 yards and one touchdown.

The Red Raiders trailed by 10 at the break after they had taken their first lead of the game at 14-10 after a 17-yard touchdown pass from Smith to Brooks with 12:06 remaining in the second quarter. The screen pass to the home sideline came on a 2nd and 10 and capped a 13-play, 83-yard drive.

Tech seemed to grab momentum with Pearson picking off a pass from Card at the 20 and returned it 25 yards to the Tech 45-yardline on the next possession. A three-and out by the Red Raiders was followed the Longhorns regaining the lead at 17-14 on a 39-yard connection between Card and Worthy with 6:07 remaining until halftime. The lead grew to 24-14 on an 8-yard touchdown run by Robinson with 24 seconds remaining in the opening half. Robinson's run had him at 44 yards rushing on six carries in the first half.

Both teams opened the game with first-drive touchdowns with Robinson hauling in a 35-yard touchdown pass from Card on the Longhorns opening possession followed by Smith running it in from 4 yards out for the first Red Raider touchdown. Smith's touchdown came on 4th and 5 to complete an 18-play, 75-yard drive. It was his third rushing touchdown of the season and sixth of his career.

TEAM STATISTICS	UT	TTU
FIRST DOWNS	20	31
RUSHES-NET YARDS (Avg/Rush)	30-149 (5.0)	44-148 (3.4)
PASSING YDS (Avg/Completion)	242 (12.0)	312 (8.2)
Passes Comp-Att-Int	20-30-1	38-56-0
TOTAL OFFENSE PLAYS-YARDS (Avg/Play)	60-383 (6.4)	100-460 (4.6)
Fumble Returns-Yards	0-0	0-0
Punt Returns-Yards	1-7	0-0
Kickoff Returns-Yards	1-30	3-66
Interception Returns-Yards	0-0	1-25
Punts (Number-Avg)	3-27.3	2-42.5
Fumbles-Lost	1-1	0-0
Penalties-Yards	5-42	5-31
Possession Time	24:06	35:54
Third-Down Conversions	3 of 9	7 of 20
Fourth-Down Conversions	1 of 2	6 of 8
Red-Zone Scores-Chances	2-2	6-8
Sacks By: Number-Yards	2-3	1-6

GAME 5

Texas Tech	0	10	10	8	-	28
No. 25 K-State	13	0	7	17	-	37

Bill Snyder Family Stadium | Manhattan, Kan. | 11 a.m. | ESPN+ | Attendance: 50,782



TECH COMES UP SHORT AT NO. 25 K-STATE

MANHATTAN, Kan. (AP) -- Adrian Martinez rushed for 171 yards and three touchdowns and threw for another score, leading No. 25 Kansas State past Texas Tech 37-28 on Saturday.

Martinez was 12-for-19 passing for 116 yards for Kansas State (4-1, 2-0 Big 12), while Deuce Vaughn had 170 rushing yards for the Wildcats, who extended their winning streak against the Red Raiders to seven games. Donovan Smith was 34-for-48 passing for 359 yards and two TDs for Texas Tech (3-2, 1-1). Smith also rushed for a touchdown.

Tech cut the lead to 13-7 with 1:24 left in the first half. After gaining just 48 yards of total offense, the Red Raiders went 86 yards on nine plays, capped by a 6-yard touchdown pass from Smith to Nehemiah Martinez. Trey Wolff kicked a 51-yard field goal for Tech before the break, then tied the score at 20-20 with a 39-yard field goal midway through the third quarter.

K-State answered with its second two-play drive of the game. Vaughn ran 69 yards to the Tech 8-yard line on the first play after the kickoff. Following an offensive holding penalty, Martinez found Phillip Brooks with an 18-yard touchdown pass.

The lead didn't last long, as Smith hit Xavier White with a 12-yard touchdown pass to cap a seven-play, 75-yard drive. Wolff missed a 42-yard field goal, denying Tech its first lead of the game.

Martinez then scored on his second big run of the day, 69 yards untouched up the middle of the field. Tennant's 32-yard field goal gave the Wildcats a 30-20 lead with 9:07 left. A fumble on the next series gave K-State the ball at the Tech 27-yard line and the Wildcats iced the game with Martinez's third rushing touchdown.


Smith scored from 3 yards out for Tech's final touchdown with 2:23 left.

TEAM STATISTICS	TTU	KSU
FIRST DOWNS	26	15
RUSHES-NET YARDS (Avg/Rush)	34-114 (53.4)	39-343 (8.8)
PASSING YDS (Avg/Completion)	359 (7.5)	116 (6.1)
Passes Comp-Att-Int	34-48-2	12-19-0
TOTAL OFFENSE PLAYS-YARDS (Avg/Play)	82-473 (5.8)	58-459 (7.9)
Fumble Returns-Yards	0-0	0-0
Punt Returns-Yards	1-7	1-9
Kickoff Returns-Yards	2-47	1-20
Interception Returns-Yards	0-0	2-0
Punts (Number-Avg)	3-45.3	5-36.8
Fumbles-Lost	2-2	1-2
Penalties-Yards	5-40	5-47
Possession Time	32:23	27:37
Third-Down Conversions	5 of 14	4 of 13
Fourth-Down Conversions	1 of 3	0 of 0
Red-Zone Scores-Chances	3-4	6-6
Sacks By: Number-Yards	3-23	6-27

GAME 6

Texas Tech	14	10	7	0	-	31
No. 7 Oklahoma State	17	3	14	7	-	41

Boone Pickens Stadium | Stillwater, Okla. | 2:30 p.m. | FS1 | Attendance: 55,509



RED RAIDERS FALL AT NO. 7 OKLAHOMA STATE

STILLWATER, Okla. (AP) — Spencer Sanders ran for two touchdowns and passed for another and No. 7 Oklahoma State beat Texas Tech 41-31 on Saturday.

Sanders passed for 297 yards and ran for 56, and Bryson Green had five catches for a career-high 115 yards for the Cowboys (5-0, 2-0 Big 12). Texas Tech redshirt freshman Behren Morton got his first career start in place of Donovan Smith. He completed 39 of 62 passes for 379 yards and two touchdowns for the Red Raiders (3-3, 1-2).

Jerand Bradley caught eight passes for 119 yards and a touchdown and Trey Cleveland caught nine passes for 110 yards for a Texas Tech team that was playing its fifth straight ranked opponent and already had claimed wins over Houston and Texas. Morton completed 24 of 39 passes for 220 yards and both scores in the first half to help the Red Raiders take a 24-20 lead at the break. Tech gained 347 yards on 57 plays in the first two quarters.

Sanders rolled out and scored on a 2-yard touchdown run to trim Texas Tech's lead to 31-29 in the third. Sanders' shovel pass to Jaden Bray tied the score with 3:18 left in the third quarter. On Texas Tech's next possession, Morton made one of his few mistakes. Oklahoma State linebacker Mason Cobb intercepted him and returned the ball 13 yards to the Tech 19. Tanner Brown's fourth field goal of the game gave the Cowboys a 34-31 lead with 3 seconds left in the third quarter.


Texas Tech: The Red Raiders were again competitive against a top-flight opponent. It was just a matter of a few plays here and there. Tech's other losses were 27-14 at North Carolina State and 37-28 at Kansas State. Four of Tech's final six games are at home.

TEAM STATISTICS	TTU	OSU
FIRST DOWNS	30	25
RUSHES-NET YARDS (Avg/Rush)	41-148 (3.6)	41-137 (3.3)
PASSING YDS (Avg/Completion)	379 (6.0)	297 (6.6)
Passes Comp-Att-Int	39-63-1	22-45-0
TOTAL OFFENSE PLAYS-YARDS (Avg/Play)	104-527 (5.1)	86-434 (5.0)
Fumble Returns-Yards	0-0	0-0
Punt Returns-Yards	0-0	1-7
Kickoff Returns-Yards	2-33	3-71
Interception Returns-Yards	0-0	1-13
Punts (Number-Avg)	4-41.5	5-41.2
Fumbles-Lost	1-0	0-0
Penalties-Yards	6-50	4-38
Possession Time	32:02	27:58
Third-Down Conversions	8 of 22	8 of 18
Fourth-Down Conversions	4 of 7	1 of 1
Red-Zone Scores-Chances	4-4	6-6
Sacks By: Number-Yards	3-9	4-21

GAME 7

West Virginia	3	0	7	0	-	10
Texas Tech	14	3	14	17	-	48

Jones AT&T Stadium | Lubbock, Texas | 2:15 p.m. | FS1 | Attendance: 56, 350



TECH CRUISES PAST WEST VIRGINIA, 48-10

LUBBOCK, Texas (AP) — Behren Morton threw two touchdown passes, Tahj Brooks ran for two scores and Texas Tech used a fast start to beat West Virginia 48-10 on Saturday.

Coming off a bye week and playing in Lubbock for the first time in nearly a month, the Red Raiders (4-3, 2-2 Big 12) scored 17 points off of turnovers, broke a two-game losing streak and improved to 3-0 at home. Texas Tech seized control with touchdowns on its first two drives and the Red Raiders' high-tempo offense kept West Virginia off balance. Texas Tech surpassed 100 offensive plays, including 55 in the first half when it converted six of seven times on fourth down.

"I was proud of this team for bouncing back," Texas Tech coach Joey McGuire said. "I was really proud of the way they responded, how fast we played. I thought they showed what kind of shape our guys are in." Brooks had 17 carries for a season-high 107 yards, including first-quarter TD runs of 1 and 19 yards. Morton, a redshirt freshman, was solid again in his second straight start. He completed 28 of 45 passes for 325 yards after throwing for 379 two weeks ago in a loss at No. 11 Oklahoma State.

McGuire said Morton, who had been nursing a sore ankle, woke up sick on Saturday. McGuire said Morton's performance was a testament to the team's medical staff to get him ready to play. Upon learning that Morton was throwing up, McGuire recalled that head athletic trainer Andrew Krueger told him, "Well, he probably won't worry about his ankle today, so that's probably a good thing." "He gets an IV before the game and comes out and does everything we ask."

After Texas Tech's Malik Dunlap intercepted an underthrown ball on West Virginia's first drive of the third quarter, the Red Raiders' Xavier White caught a pass from Morton and weaved 37 yards through traffic for a 55-yard touchdown. White later had a 27-yard catch along the sideline to set up Morton's 12-yard scoring toss to Loic Fouonji for a 31-3 lead. White had eight catches for a career-high 139 yards.

Texas Tech entered the game with one of the worst turnover margins in the Bowl Subdivision. The Red Raiders intercepted three passes and recovered a CJ Donaldson fumble near midfield. After the fumble recovery, SaRodorick Thompson scored on a 13-yard run for a 38-10 lead to start the fourth.


Texas Tech kicked a short field goal after JT Daniels' career-high third interception. It marked the fifth road loss of at least 25 points for West Virginia under fourth-year coach Neal Brown.

TEAM STATISTICS	WVU	TTU
FIRST DOWNS	19	33
RUSHES-NET YARDS (Avg/Rush)	26-73 (2.8)	54-239 (4.4)
PASSING YDS (Avg/Completion)	209 (8.7)	355 (11.1)
Passes Comp-Att-Int	20-40-3	32-49-0
TOTAL OFFENSE PLAYS-YARDS (Avg/Play)	66-282 (4.3)	103-594 (5.8)
Fumble Returns-Yards	0-0	0-0
Punt Returns-Yards	1-10	1-2
Kickoff Returns-Yards	1-16	1-13
Interception Returns-Yards	0-0	0-0
Punts (Number-Avg)	5-46.6	2-54.0
Fumbles-Lost	1-1	1-0
Penalties-Yards	4-31	7-70
Possession Time	26:09	33:51
Third-Down Conversions	4 of 14	9 of 20
Fourth-Down Conversions	1 of 2	6 of 7
Red-Zone Scores-Chances	1-1	6-6
Sacks By: Number-Yards	1-9	1-8

GAME 8

Baylor	3	14	7	21	-	45
Texas Tech	0	3	14	0	-	17

Jones AT&T Stadium | Lubbock, Texas | 6:30 p.m. | ESPN2 | Attendance: 60,705



TEXAS TECH DROPS HOME GAME TO BAYLOR

LUBBOCK, Texas (AP) — Freshman Richard Reese ran for 148 yards and three touchdowns, AJ McCarty returned an interception for a score and Baylor beat Texas Tech 45-17 on Saturday night.

Second among NCAA freshmen in yards rushing coming in, Reese had 53 of the 75 yards on a drive to his tiebreaking 1-yard TD in the second quarter as Baylor (5-3, 3-2 Big 12) dominated time of possession. Baylor ended a 10-game losing streak in Lubbock while handing Texas Tech (4-4, 2-3) its first home loss under coach Joey McGuire, the lifelong Texan who was a Baylor assistant the past five seasons.

On a night Texas Tech celebrated star Kansas City quarterback Patrick Mahomes as its eighth ring of honor member, the Red Raiders ended up throwing five interceptions while trying all of their top three QBs. Tyler Shough entered trailing 31-17 in the fourth quarter for the first time since injuring his shoulder as the opening day starter, and McCarty stepped in front of his first pass and ran untouched 18 yards down the sideline. Freshman Behren Morton was 4 of 17 with two interceptions and three sacks after a pick in the first minute of the second half set up Blake Shapen's 9-yard TD pass to Hal Presley for a 24-3 Baylor lead.

Morton responded with two touchdowns, including his 8-yard run on fourth-and-7 to get Texas Tech within 24-17 after a fumble by Reese. The Red Raiders were up to four interceptions — three from Morton and another from Donovan Smith on one of his two passes when McGuire turned to Shough, who the coach said would be available next week.

Reese's third TD was a 1-yard plunge to cap an 11-play, 75-yard drive after the Red Raiders had pulled within seven.

Morton finished 11 of 33 for 152 yards and three interceptions. Shapen was much more efficient, going 19 of 30 for 211 yards with a TD and no interceptions.

TEAM STATISTICS	BU	TTU
FIRST DOWNS	27	23
RUSHES-NET YARDS (Avg/Rush)	59-231 (3.9)	36-149 (4.1)
PASSING YDS (Avg/Completion)	211 (11.1)	159 (13.2)
Passes Comp-Att-Int	19-30-0	12-38-5
TOTAL OFFENSE PLAYS-YARDS (Avg/Play)	89-442 (5.0)	74-308 (4.2)
Fumble Returns-Yards	0-0	0-0
Punt Returns-Yards	1- -4	0-0
Kickoff Returns-Yards	0-0	0-0
Interception Returns-Yards	5-45	0-0
Punts (Number-Avg)	5-46.6	2-54.0
Fumbles-Lost	1-1	0-0
Penalties-Yards	4-46	4-32
Possession Time	40:17	19:43
Third-Down Conversions	12 of 20	8 of 15
Fourth-Down Conversions	2 of 4	2 of 4
Red-Zone Scores-Chances	5-5	3-3
Sacks By: Number-Yards	6-51	1-6

GAME 9

Texas Tech	10	0	7	7	-	24
TCU	7	6	0	21	-	34

Amon G. Carter Stadium | Fort Worth, Texas | 11 a.m. | FOX | Attendance: 44,760



TECH FALLS ON THE ROAD TO NO. 7 TCU

FORT WORTH, Texas (AP) — Derius Davis returned the first punt 82 yards for a touchdown, Kendre Miller ran for the go-ahead score early in the fourth quarter and No. 7 TCU pulled away in a 34-24 victory over Texas Tech on Saturday.

Davis caught one of Max Duggan's two fourth-quarter TD passes as the Horned Frogs reached 9-0 for the first time since 2010, a 13-0 season that ended with a Rose Bowl victory and No. 2 national ranking.

The Red Raiders (4-5, 2-4) went ahead 17-13 in the third quarter on Tyler Shough's 33-yard touchdown pass to J.J. Sparkman, but ended up falling to 2-4 against ranked teams in coach Joey McGuire's first season. Defensive standout Tyree Wilson made the first big play for Texas Tech with a fourth-down tackle for loss when TCU was driving up 7-0 after Darius' return up the right sideline and back toward the middle.

Wilson, though, sparked the Horned Frogs' go-ahead drive with a facemask penalty when his sack of Duggan would have put TCU in third and long. A pass interference penalty in the end zone put the ball at the 2-yard line, and Miller extended his rushing TD streak to 10 games on the next play for a 20-17 lead.

Miller surpassed 100 yards rushing for the sixth time in seven games, finishing with a season-high 158 yards on 21 carries. Duggan was 12 of 23 for 195 yards without an interception, giving him 24 TDs and two picks. The Red Raiders started 3 of 3 on fourth down, but failed on consecutive possessions in their territory after Miller's TD, setting up Duggan's 23-yard scoring pass to Davis and a 16-yarder to Emari Demercado.

Freshman Behren Morton started strong for Texas Tech, going 7 of 10 with a 47-yard touchdown to Jerand Bradley. But he left with an lower left leg injury in the first half. Shough, the opening day starter who has missed most of the season with a shoulder injury, went 9 of 22 for 84 yards and had a short touchdown run late.

TEAM STATISTICS	TTU	TCU
FIRST DOWNS	20	24
RUSHES-NET YARDS (Avg/Rush)	39-195 (5.0)	51-234 (4.6)
PASSING YDS (Avg/Completion)	163 (10.2)	195 (16.2)
Passes Comp-Att-Int	16-32-1	12-23-0
TOTAL OFFENSE PLAYS-YARDS (Avg/Play)	71-352 (5.0)	74-429 (5.8)
Fumble Returns-Yards	0-0	0-0
Punt Returns-Yards	2-17	3-93
Kickoff Returns-Yards	4-82	4-55
Interception Returns-Yards	0-0	0-0
Punts (Number-Avg)	6-47.0	4-43.5
Fumbles-Lost	1-0	0-0
Penalties-Yards	6-42	4-52
Possession Time	25:21	34:39
Third-Down Conversions	3 of 16	5 of 15
Fourth-Down Conversions	3 of 6	2 of 4
Red-Zone Scores-Chances	5-5	0-3
Sacks By: Number-Yards	4-23	4-18

GAME 10

Kansas	7	14	0	7	-	28
Texas Tech	17	10	0	16	-	43

Jones AT&T Stadium | Lubbock, Texas | 6:00 p.m. | ESPN+ | Attendance: 55,613



SHOUGH, RUSHING ATTACK LEADS TEXAS TECH PAST KANSAS

LUBBOCK, Texas (AP) — Tyler Shough threw a touchdown pass and ran for a score and Texas Tech outlasted Kansas 43-28 on Saturday night.

Shough rushed for a 9-yard touchdown on the first play of the fourth quarter to give Texas Tech (5-5, 3-4 Big 12 Conference) a 33-21 lead. It was the first score by either team in the second half. Tahj Brooks sealed the victory with a 5-yard touchdown run with 3:33 remaining in the game. Four different Red Raiders scored four rushing touchdowns in the win.

Shough was 16-for-25 passing for 246 yards and a touchdown in his first start since the opening week of the season. Texas Tech totaled 506 yards of offense with 260 of them on the ground. The Red Raiders used a brief two-quarterback system with Shough and Donovan Smith. Smith rushed for a 6-yard touchdown on the opening drive where Shough was responsible for 57 of the 75 yards on the drive. SaRodorick Thompson Jr. rushed for 68 yards with a 36-yard touchdown for the Red Raiders. Mason Sharp caught a 1-yard touchdown pass from Shough to give the Red Raiders a 24-7 lead midway through the first half.

The Jayhawks managed to claw back to trail 27-21 at halftime on Jason Bean's 16-yard touchdown run and his 3-yard scoring toss to Devin Neel. Quentin Skinner and Bean connected for a 20-yard touchdown to pull the Jayhawks within 33-28 with eight minutes remaining in the game, but the Red Raiders used a Trey Wolff field goal from and a strip sack that led to the final touchdown to hold on for the win.

Bean was 17-for-28 passing for 270 yards. He threw three touchdown passes and ran for a score in his fourth start of the season after taking over for the injured Jalon Daniels. Jared Casey and Luke Grimm were the benefactors of two Bean passing scores in the first half. Kansas accumulated 525 yards and 293 came through the passing game.

The Red Raiders entered the game eighth in the conference in rushing offense averaging 143.5 yards per game. Shough led the way as the Red Raiders accumulated 260 rushing yards. The secondary couldn't slow the Jayhawks giving up 15.4 yards per completion.

Texas Tech won its fifth home game of the season. It was the first time since 2009 the Red Raiders recorded five or more wins at home in a season. With one final game in Lubbock slated on the schedule, Texas Tech could match the 6-1 home record of its 2009 squad. Texas Tech needs one win to become bowl-eligible.

TEAM STATISTICS	KU	TTU
FIRST DOWNS	20	26
RUSHES-NET YARDS (Avg/Rush)	32-242 (7.6)	48-264 (5.5)
PASSING YDS (Avg/Completion)	282 (14.2)	246 (12.3)
Passes Comp-Att-Int	20-33-1	20-34-0
TOTAL OFFENSE PLAYS-YARDS (Avg/Play)	65-525 (8.1)	82-510 (6.2)
Fumble Returns-Yards	0-0	1-8
Punt Returns-Yards	0-0	0-0
Kickoff Returns-Yards	3-36	1-15
Interception Returns-Yards	0-0	0-0
Punts (Number-Avg)	2-48.0	3-46.7
Fumbles-Lost	1-1	0-0
Penalties-Yards	10-75	6-47
Possession Time	28:33	31:27
Third-Down Conversions	6 of 13	7 of 15
Fourth-Down Conversions	1 of 3	1 of 2
Red-Zone Scores-Chances	3-6	6-6
Sacks By: Number-Yards	1-5	3-23

GAME 11

Texas Tech	0	7	0	7	-	14
Iowa State	0	3	0	7	-	10

Jack Trice Stadium	Ames, Iowa	6:00 p.m.	FS1	Attendance: 52,676
--------------------	------------	-----------	-----	--------------------



TECH EARNS BOWL ELIGIBILITY WITH WIN AT IOWA STATE

AMES, Iowa (AP) — Tyler Shough put together two long scoring drives and Texas Tech defeated Iowa State 14-10 on Saturday night.

Shough gave the Red Raiders (6-5, 4-4 Big 12 Conference) the lead on a 4-yard touchdown pass to Baylor Cupp with 6:10 remaining in the game, capping a 13-play, 77-yard drive. Shough finished 15-of-21 passing for 141 yards.

At one point, Iowa State (4-7, 1-7) had gained more than twice as many yards as Tech (338 to 151), but the Cyclones failed to reach the end zone, thanks to a pair of third-quarter goal-line stands by the Red Raiders defense. The Cyclones ran five plays from the 2-yard line or closer without scoring a touchdown. They finally broke through when Hunter Dekkers found Easton Dean open down the sideline for a 24-yard touchdown. Dean leaped over a defender on his way to giving Iowa State a 10-7 lead with 11:18 left to play.

Dekkers finished with 294 yards on 23-of-35 passing for the Cyclones. Xavier Hutchinson caught eight passes for 101 yards.

Texas Tech drove 96 yards in 14 plays for the lone touchdown of the first half. Donovan Smith capped it with a 1-yard run, giving the Red Raiders a 7-0 lead.

Drake Nettles kicked a 36-yard field goal to get Iowa State within 7-3 at halftime. Nettles missed an earlier attempt and had another blocked as time expired in the second quarter.

Texas Tech has bounced back after losing four of five games and earned a bowl bid. It's been a season of growing pains for Iowa State, which has younger players at key positions, including sophomore quarterback Dekkers.

TEAM STATISTICS	TTU	ISU
FIRST DOWNS	14	22
RUSHES-NET YARDS (Avg/Rush)	38-105 (2.8)	43-128 (3.0)
PASSING YDS (Avg/Completion)	141 (9.4)	294 (12.8)
Passes Comp-Att-Int	15-21-0	23-36-0
TOTAL OFFENSE PLAYS-YARDS (Avg/Play)	59-246 (4.2)	79-422 (5.3)
Fumble Returns-Yards	0-0	1-19
Punt Returns-Yards	1-4	0-0
Kickoff Returns-Yards	3-58	2-27
Interception Returns-Yards	0-0	0-0
Punts (Number-Avg)	7-39.0	5-38.4
Fumbles-Lost	3-1	1-0
Penalties-Yards	1-8	6-40
Possession Time	23:55	36:05
Third-Down Conversions	3 of 13	9 of 19
Fourth-Down Conversions	1 of 1	1 of 3
Red-Zone Scores-Chances	2-2	1-5
Sacks By: Number-Yards	2-14	3-20

GAME 12

Oklahoma	14	10	7	17	0	48
Texas Tech	0	23	15	10	3	51

Jones AT&T Stadium	Lubbock, Texas	6:35 p.m.	FS1	Attendance: 51,126
--------------------	----------------	-----------	-----	--------------------



WOLFF'S OVERTIME KICK LEADS TECH PAST OKLAHOMA

LUBBOCK, Texas (AP) — Trey Wolff made a 35-yard field goal in overtime after a tying kick in the final seconds of regulation, and Texas Tech erased an 18-point deficit in a 51-48 win over Oklahoma on Saturday night.

Dillon Gabriel threw for 449 yards and six touchdowns, but the OU quarterback was knocked out for a play in OT after a hard hit from safety Reggie Pearson Jr. on a catch on a throwback play. The Sooners were unsettled on offense and had to settle for a 34-yard field goal try from Zach Schmit after Gabriel was sacked. The kick was wide right.

After Wolff's winner, Texas Tech fans stormed the field just as they did after an OT victory over Texas in September. The Red Raiders ended a 10-game losing streak against OU and beat the Sooners and Longhorns in the same season for the first time in coach Joey McGuire's first season. Texas Tech (7-5, 5-4 Big 12) secured a winning conference record for the first time since 2009.

The Sooners (6-6, 3-6) couldn't hold a 24-6 second-quarter lead, finishing without a winning record in the regular season for the first time since 1998 in a disappointing debut for coach Brent Venables.

Texas Tech drove 96 yards in 14 plays for the lone touchdown of the first half. Donovan Smith capped it with a 1-yard run, giving the Red Raiders a 7-0 lead. Texas Tech's Tyler Shough threw for a career-high 436 yards with two scores, but he was intercepted by C.J. Cordon to set up Schmit's tiebreaking 43-yard field goal with four minutes remaining.

Shough put the Red Raiders in position for the tie in the final seconds. Wolff's first kick was blocked by Josh Ellison, but Venables had called a timeout. Wolff made the 43-yarder on the second try.

Oklahoma's Marvin Mims Jr. had a career-high 162 yards receiving and two touchdowns, and Brayden Willis also had two TD grabs. Eric Gray rushed for 161 yards.

Jerard Bradley also finished with a career best in receiving yards with 173 for Texas Tech, and he had a 44-yard tiebreaking TD catch in the fourth quarter, one of six lead changes in the second half or overtime. First-year play-caller Zach Kittley dug deep into the bag of tricks with backup quarterback Donovan Smith scoring on a run and a pass and 310-pound defensive tackle Jaylon Hutchings rumbling in from the 1.

TEAM STATISTICS	OU	TTU
FIRST DOWNS	27	31
RUSHES-NET YARDS (Avg/Rush)	45-210 (4.7)	44-163 (3.7)
PASSING YDS (Avg/Completion)	462 (15.9)	436 (14.1)
Passes Comp-Att-Int	29-42-1	31-51-1
TOTAL OFFENSE PLAYS-YARDS (Avg/Play)	87-672 (7.7)	95-599 (6.3)
Fumble Returns-Yards	1-12	0-0
Punt Returns-Yards	0-0	2-4
Kickoff Returns-Yards	3-58	2-27
Interception Returns-Yards	0-0	3-93
Punts (Number-Avg)	3-51.0	6-47.2
Fumbles-Lost	1-0	1-1
Penalties-Yards	4-31	9-63
Possession Time	27:26	32:34
Third-Down Conversions	7 of 18	8 of 17
Fourth-Down Conversions	1 of 4	1 of 1
Red-Zone Scores-Chances	4-5	6-6
Sacks By: Number-Yards	1-9	3-11

**collegepressbox**  
SINCE 2005 EVERYTHING BUT THE PREGAME MEAL

**2023**

**NATIONAL CHAMPIONSHIP**

**131 Teams**

**10 Conferences**

**42 Bowls**

**25 Awards**

**collegepressbox** is the official  
media website for Division I football

Access and download game notes, quotes, statistics, media guides,  
headshots, logos and more for all FBS schools, conferences,  
postseason games, awards and the College Football Playoff

**For access, please register for an account at:**  
**[collegepressbox.com/register](https://collegepressbox.com/register)**

 [collegepressbox](https://twitter.com/collegepressbox)

 [collegepressboxvideo](https://www.youtube.com/collegepressboxvideo)