


# RUSHING RECORDS



▲ Boot Elkins still owns the longest run and pass from scrimmage in school history.

## Team Rushing Records

### Most Rushes

**Game:** 81 vs. Morehead State, 1977

**Season:** 678 (1995)

### Most Net Yards

**Game:** 576 vs. Detroit Tech, 1940

**Season:** 3,395 (1996)

### Most Yards Per Rush

**Game:** 8.3 vs. Eastern Illinois, 1992 (340 yards/41 attempts)

**Season:** 5.8 (1996)

## Individual Rushing Records

### Most Rushes

**Game:** 47 by Ron Darby vs. Western Carolina, 1988

**Season:** 349 by Chris Parker, 1995

**Career:** 1,110 by Chris Parker, 1992-1995

### Most Net Yards

**Game:** 262 by Ron Darby vs. Western Carolina, 1988

**Season:** 1,833 by Chris Parker, 1995

**Career:** 5,924 by Chris Parker, 1992-1995

### Most Yards Per Rush

**Game:** 27.7 by Harvey Kuhl vs. Dayton, 1940

**Season:** 9.5 by John Zontini, 1931 (865 yards/91 attempts)

**Career:** 6.5 by Erik Thomas, 1993-1996

## Year-by-Year Leaders (bold\* indicates school record)

| Year | Name, Class           | Att         | Yards         | Avg         | TD         | Lg         |
|------|-----------------------|-------------|---------------|-------------|------------|------------|
| 2005 | Ahmad Bradshaw, So.   | 214         | 997           | 4.7         | 9          | 56         |
| 2004 | Earl Charles, Sr.     | 177         | 875           | 4.7         | 5          | 49         |
| 2003 | Earl Charles, Jr.     | 205         | 1,039         | 5.1         | 12         | 45         |
| 2002 | Brandon Carey, Sr.    | 150         | 657           | 4.4         | 4          | 33         |
| 2001 | Franklin Wallace, So. | 152         | 796           | 5.2         | 9          | 62         |
| 2000 | Franklin Wallace, Fr. | 100         | 555           | 5.6         | 7          | 62         |
| 1999 | Doug Chapman, Sr.     | 164         | 686           | 4.2         | 12         | 33         |
| 1998 | Doug Chapman, Jr.     | 252         | 1,184         | 4.7         | 15         | 42         |
| 1997 | Doug Chapman, So.     | 157         | 908           | 5.8         | 10         | 34         |
| 1996 | Erik Thomas, Sr.      | 187         | 1,296         | 6.9         | 8          | 66         |
| 1995 | Chris Parker, Sr.     | <b>349*</b> | <b>1,833*</b> | 5.3         | 18         | 68         |
| 1994 | Chris Parker, Jr.     | 321         | 1,728         | 5.4         | <b>23*</b> | 61         |
| 1993 | Chris Parker, So.     | 339         | 1,750         | 5.2         | <b>23*</b> | 71         |
| 1992 | Glenn Pedro, Jr.      | 187         | 974           | 5.2         | 9          | 44         |
| 1991 | Orlando Hatchett, Jr. | 146         | 855           | 5.9         | 6          | 55         |
| 1990 | Orlando Hatchett, So. | 132         | 626           | 4.7         | 8          | 60         |
| 1989 | Ron Darby, Sr.        | 172         | 788           | 4.6         | 6          | 38         |
| 1988 | Ron Darby, Jr.        | 289         | 1,282         | 4.4         | 16         | 45         |
| 1987 | Ron Darby, So.        | 313         | 1,587         | 5.1         | 16         | 35         |
| 1986 | Darryl DeBoes, So.    | 122         | 489           | 4.0         | 8          | <b>88*</b> |
| 1985 | Mike McCoy, So.       | 94          | 335           | 3.6         | 0          | 19         |
| 1984 | Randy Clarkson, Jr.   | 131         | 467           | 3.6         | 1          | 25         |
| 1983 | Larry Fourquean, Sr.  | 204         | 899           | 4.4         | 8          | 46         |
| 1982 | Gilbert Orr, Jr.      | 104         | 549           | 5.3         | 1          | 71         |
| 1981 | Larry Fourquean, So.  | 197         | 843           | 4.3         | 2          | 54         |
| 1980 | Ron Lear, So.         | 134         | 617           | 4.6         | 1          | 34         |
| 1979 | Ron Lear, Fr.         | 241         | 1,162         | 4.8         | 6          | 69         |
| 1978 | Danny Wright, So.     | 195         | 652           | 3.3         | 3          | 76         |
| 1977 | C.W. Geiger, Jr.      | 247         | 1,039         | 4.2         | 6          | 48         |
| 1976 | Mike Bailey, So.      | 128         | 605           | 4.7         | 3          | 55         |
| 1975 | Bud Nelson, Fr.       | 193         | 382           | 2.0         | 1          | 18         |
| 1974 | Bob Tracey, Fr.       | 108         | 408           | 3.8         | 3          | 28         |
| 1973 | Jon Lockett, So.      | 173         | 593           | 3.4         | 9          | 21         |
| 1972 | Ned Burks, So.        | 96          | 346           | 3.6         | 1          | 53         |
| 1971 | Johnstonbaugh, So.    | 58          | 285           | 4.9         | 1          | 39         |
| 1970 | Art Harris, So.       | 113         | 413           | 3.6         | 1          | 31         |
| 1969 | John Hurst, Sr.       | 103         | 355           | 3.4         | 3          | 46         |
| 1968 | Dickey Carter, So.    | 72          | 405           | 5.6         | 1          | 58         |
| 1967 | Charlie Jones, Jr.    | 160         | 535           | 3.3         | 2          | N/A        |
| 1966 | Andrew Socha, Sr.     | 151         | 735           | 4.9         | 4          | N/A        |
| 1965 | Mickey Jackson, Jr.   | 186         | 704           | 3.7         | 16         | N/A        |
| 1964 | Jack Mahone, Sr.      | 190         | 878           | 4.6         | 9          | N/A        |
| 1963 | Jack Mahone, Jr.      | 163         | 884           | 5.4         | 4          | N/A        |
| 1962 | James Brown, So.      | 75          | 295           | 3.9         | 3          | N/A        |
| 1961 | Dixon Edwards, So.    | 147         | 561           | 3.8         | 1          | N/A        |
| 1960 | Millard Fleming, So.  | 136         | 462           | 3.4         | 2          | N/A        |
| 1959 | Jim Maddox, Sr.       | 94          | 310           | 3.3         | 5          | N/A        |
| 1958 | Sonny Sirriani, Sr.   | 81          | 395           | 4.8         | 4          | N/A        |
| 1957 | Raymon Dunlap, Sr.    | 72          | 283           | 3.9         | 5          | N/A        |
| 1956 | Sonny Sirriani, Jr.   | 48          | 241           | 5.1         | 1          | N/A        |
| 1955 | Len Hellyer, Jr.      | 84          | 737           | 8.8         | 8          | N/A        |
| 1954 | Fred Freeman, So.     | 109         | 606           | 5.5         | 4          | N/A        |
| 1953 | Paul Long, Sr.        | 86          | 272           | 3.1         | 1          | N/A        |
| 1952 | Len Hellyer, So.      | 109         | 498           | 4.5         | N/A        | N/A        |
| 1951 | Ed Prelaz, Jr.        | 115         | 543           | 4.8         | N/A        | N/A        |
| 1950 | Ed Prelaz, So.        | 117         | 543           | 4.6         | N/A        | N/A        |
| 1941 | *Jackie Hunt, Sr.     | 17          | 773           | 43.4        | 9          | N/A        |
| 1940 | *Jackie Hunt, Jr.     | 27          | 1,228         | 45.5        | 27         | N/A        |
| 1939 | *Jackie Hunt, So.     | 7           | 315           | 45.0        | 7          | N/A        |
| 1931 | John Zontini, Fr.     | 91          | 865           | <b>9.5*</b> | 7          | <b>88*</b> |

\*During his career, Jackie Hunt averaged 45 yards per carry on his touchdown runs. Because no statistics were kept during that era, only newspaper accounts of his scoring plays are available.

# RUSHING RECORDS

## Top Career Performances

### Rushing Yards Gained

|     |       |                  |           |
|-----|-------|------------------|-----------|
| 1.  | 5,924 | Chris Parker     | 1992-95   |
| 2.  | 4,016 | Doug Chapman     | 1996-99   |
| 3.  | 3,903 | Ron Darby        | 1986-89   |
| 4.  | 3,900 | Jackie Hunt      | 1939-41*  |
| 5.  | 2,900 | John Zontini     | 1931-34*  |
| 6.  | 2,724 | Glenn Pedro      | 1990-93   |
| 7.  | 2,694 | Franklin Wallace | 2000-2003 |
| 8.  | 2,357 | Erik Thomas      | 1993-96   |
| 9.  | 2,232 | Larry Fourquean  | 1980-83   |
| 10. | 2,143 | Orlando Hatchett | 1989-92   |
| 11. | 2,000 | Llow Turner      | 1996-99   |
| 12. | 1,902 | Jack Mahone      | 1962-64   |
| 13. | 1,863 | Earl Charles     | 2003-04   |
| 14. | 1,779 | Ron Lear         | 1979-80   |
| 15. | 1,570 | Mike Bailey      | 1975-78   |
| 16. | 1,399 | Andy Socha       | 1964-66   |
| 17. | 1,384 | Len Hellyer      | 1951-56%  |
| 18. | 1,297 | C.W. Geiger      | 1977-78   |
| 19. | 1,231 | Mickey Jackson   | 1964-66   |

\*Hunt's and Zontini's yardage are estimates gathered from media reports. Statistics were not kept during that era of Marshall football.

%Hellyer did not play in 1953-54 due to the Korean War.

### Rushing Touchdowns

|     |    |                  |         |
|-----|----|------------------|---------|
| 1.  | 68 | Chris Parker     | 1992-95 |
| 2.  | 52 | Doug Chapman     | 1996-99 |
| 3.  | 43 | Jackie Hunt      | 1939-41 |
| 4.  | 41 | Tom Stark        | 1927-30 |
| 5.  | 38 | Ron Darby        | 1986-89 |
| 6.  | 31 | Glenn Pedro      | 1990-93 |
| 7.  | 29 | Franklin Wallace | 2000-03 |
| 8.  | 27 | John Zontini     | 1931-34 |
| 9.  | 26 | Orlando Hatchett | 1989-92 |
| 10. | 24 | Micky Jackson    | 1964-66 |
|     | 24 | Erik Thomas      | 1993-95 |



▲ Chris Parker is Marshall's all-time leading rusher with 5,929 yards.


## Top Single-Season Performances

### Rushing Attempts

|     |     |                 |      |
|-----|-----|-----------------|------|
| 1.  | 349 | Chris Parker    | 1995 |
| 2.  | 329 | Chris Parker    | 1993 |
| 3.  | 321 | Chris Parker    | 1994 |
| 4.  | 313 | Ron Darby       | 1987 |
| 5.  | 289 | Ron Darby       | 1988 |
| 6.  | 252 | Doug Chapman    | 1998 |
| 7.  | 247 | C.W. Geiger     | 1977 |
| 8.  | 241 | Ron Lear        | 1979 |
| 9.  | 214 | Ahmad Bradshaw  | 2005 |
| 10. | 205 | Earl Charles    | 2003 |
| 11. | 204 | Larry Fourquean | 1983 |
| 12. | 198 | Doug Chapman    | 1996 |
| 13. | 197 | Larry Fourquean | 1981 |
| 14. | 190 | Jack Mahone     | 1964 |
| 15. | 187 | Glenn Pedro     | 1992 |
|     | 187 | Erik Thomas     | 1996 |
| 17. | 186 | Mickey Jackson  | 1965 |
| 18. | 183 | Glenn Pedro     | 1991 |

### Rushing Yards Gained

|     |       |                  |      |
|-----|-------|------------------|------|
| 1.  | 1,833 | Chris Parker     | 1995 |
| 2.  | 1,750 | Chris Parker     | 1993 |
| 3.  | 1,728 | Chris Parker     | 1994 |
| 4.  | 1,506 | Ron Darby        | 1987 |
| 5.  | 1,296 | Erik Thomas      | 1996 |
| 6.  | 1,282 | Ron Darby        | 1988 |
| 7.  | 1,238 | Doug Chapman     | 1996 |
| 8.  | 1,184 | Doug Chapman     | 1998 |
| 9.  | 1,162 | Ron Lear         | 1979 |
| 10. | 1,039 | Earl Charles     | 2003 |
|     | 1,039 | C.W. Geiger      | 1977 |
| 12. | 997   | Ahmad Bradshaw   | 2005 |
| 13. | 974   | Glenn Pedro      | 1992 |
| 14. | 908   | Doug Chapman     | 1997 |
| 15. | 899   | Larry Fourquean  | 1983 |
| 16. | 884   | Jack Mahone      | 1963 |
| 17. | 878   | Jack Mahone      | 1964 |
| 18. | 855   | Orlando Hatchett | 1991 |
| 19. | 843   | Larry Fourquean  | 1981 |



▲ Ron Lear led the Thundering Herd in rushing in 1979 and 1980.



# 100-YARD RUSHING GAMES


## 100-Yard Rushing Games (By Date)

| Date     | Player           | Opponent               | Rush | Yards | TD | Date     | Player           | Opponent               | Rush | Yards | TD |
|----------|------------------|------------------------|------|-------|----|----------|------------------|------------------------|------|-------|----|
| 11/19/05 | Ahmad Bradshaw   | East Carolina          | 29   | 187   | 2  | 10/17/92 | Glenn Pedro      | @ The Citadel          | 14   | 100   | 0  |
| 11/8/05  | Ahmad Bradshaw   | Southern Miss          | 30   | 150   | 1  | 9/19/92  | Orlando Hatchett | @ VMI                  | 18   | 102   | 2  |
| 10/22/05 | Ahmad Bradshaw   | @ UTEP                 | 17   | 133   | 0  | 9/12/92  | Chris Parker     | Eastern Illinois       | 6    | 121   | 1  |
| 11/20/04 | Ahmad Bradshaw   | Western Michigan       | 8    | 145   | 1  | 9/5/92   | Orlando Hatchett | Morehead State         | 10   | 117   | 2  |
| 11/20/04 | Earl Charles     | Western Michigan       | 20   | 140   | 1  | 11/2/91  | Glenn Pedro      | Western Carolina       | 21   | 139   | 2  |
| 9/29/04  | Earl Charles     | Miami                  | 23   | 103   | 0  | 11/2/91  | Orlando Hatchett | Western Carolina       | 7    | 113   | 0  |
| 11/28/03 | Earl Charles     | Ohio                   | 23   | 115   | 0  | 10/26/91 | Orlando Hatchett | Tennessee-Chattanooga  | 22   | 156   | 1  |
| 11/28/03 | Franklin Wallace | Ohio                   | 15   | 108   | 1  | 9/22/90  | Orlando Hatchett | @ The Citadel          | 13   | 163   | 0  |
| 11/19/03 | Earl Charles     | @ UCF                  | 20   | 101   | 1  | 10/14/89 | Ron Darby        | The Citadel            | 27   | 165   | 2  |
| 11/1/03  | Franklin Wallace | Akron                  | 15   | 147   | 1  | 9/16/89  | Ron Darby        | East Tennessee State   | 31   | 152   | 0  |
| 10/18/03 | Earl Charles     | @ Buffalo              | 23   | 112   | 2  | 11/19/88 | Ron Darby        | @ Youngstown State     | 29   | 205   | 1  |
| 10/11/03 | Earl Charles     | Kent State             | 27   | 173   | 2  | 11/12/88 | Ron Darby        | @ Western Carolina     | 47*  | 262*  | 4  |
| 9/20/03  | Franklin Wallace | @ Kansas State         | 17   | 112   | 0  | 9/3/88   | Ron Darby        | @ Morehead State       | 35   | 154   | 1  |
| 11/30/02 | Brandon Carey    | Ball State             | 12   | 101   | 0  | 12/19/87 | Ron Darby        | vs. NE Louisiana#      | 24   | 136   | 1  |
| 11/23/02 | Franklin Wallace | @ Ohio                 | 29   | 131   | 1  | 12/12/87 | Ron Darby        | @ Appalachian State#   | 34   | 138   | 2  |
| 10/12/02 | Wilbur Hargrove  | Buffalo                | 16   | 153   | 1  | 12/5/87  | Ron Darby        | Weber State            | 19   | 130   | 0  |
| 10/5/02  | Franklin Wallace | @ Kent State           | 15   | 149   | 1  | 11/14/87 | Ron Darby        | Western Carolina       | 25   | 162   | 3  |
| 9/20/02  | Brandon Carey    | Central Florida        | 28   | 142   | 1  | 9/19/87  | Ron Darby        | @ Eastern Kentucky     | 26   | 138   | 0  |
| 11/24/01 | Brandon Carey    | Youngstown State       | 20   | 104   | 1  | 9/5/87   | Ron Darby        | Morehead State         | 25   | 126   | 0  |
| 11/3/01  | Trod Buggs       | @ Kent State           | 13   | 107   | 0  | 10/4/86  | Ron Darby        | @ VMI                  | 19   | 104   | 0  |
| 10/27/01 | Franklin Wallace | Akron                  | 23   | 196   | 2  | 8/30/86  | Darryl DeBoes    | West Virginia Tech     | 21   | 149   | 2  |
| 10/7/01  | Franklin Wallace | @ Northern Illinois    | 23   | 109   | 0  | 11/17/84 | Randy Clarkson   | @ East Tennessee State | 28   | 105   | 1  |
| 9/8/01   | Trod Buggs       | Massachusetts          | 12   | 128   | 0  | 10/20/84 | Randy Clarkson   | The Citadel            | 18   | 119   | 0  |
| 11/11/00 | Franklin Wallace | Miami                  | 9    | 116   | 1  | 11/5/83  | Larry Fourqrean  | William & Mary         | 16   | 105   | 2  |
| 10/21/00 | Franklin Wallace | Kent State             | 9    | 116   | 2  | 10/8/83  | Larry Fourqrean  | East Tennessee State   | 26   | 129   | 1  |
| 12/27/99 | Doug Chapman     | vs. BYU\$              | 14   | 133   | 2  | 9/17/83  | Larry Fourqrean  | @ Morehead State       | 16   | 158   | 2  |
| 11/13/99 | Doug Chapman     | @ Western Michigan     | 29   | 108   | 2  | 9/3/83   | Larry Fourqrean  | @ Eastern Michigan     | 27   | 124   | 0  |
| 10/30/99 | Llow Turner      | Northern Illinois      | 16   | 104   | 2  | 10/16/82 | Gilbert Orr      | Western Carolina       | 17   | 135   | 1  |
| 12/4/98  | Doug Chapman     | Toledo%                | 23   | 106   | 0  | 11/7/81  | Larry Fourqrean  | @ Appalachian State    | 32   | 245   | 1  |
| 11/21/98 | Doug Chapman     | Wofford                | 26   | 161   | 2  | 10/24/81 | Larry Fourqrean  | VMI                    | 22   | 121   | 0  |
| 11/7/98  | Llow Turner      | Central Michigan       | 17   | 104   | 0  | 10/18/80 | Dickie Rollins   | Tennessee-Chattanooga  | 19   | 112   | 0  |
| 10/31/98 | Doug Chapman     | @ Bowling Green        | 13   | 116   | 0  | 9/20/80  | Ron Lear         | @ VMI                  | 16   | 119   | 0  |
| 10/17/98 | Doug Chapman     | Kent State             | 21   | 127   | 2  | 11/17/79 | Ron Lear         | @ Appalachian State    | 21   | 208   | 1  |
| 10/17/98 | Llow Turner      | Kent State             | 15   | 101   | 0  | 11/3/79  | Ron Lear         | The Citadel            | 35   | 195   | 1  |
| 10/3/98  | Doug Chapman     | Miami                  | 31   | 113   | 1  | 10/13/79 | Ron Lear         | @ Furman               | 30   | 218   | 3  |
| 9/19/98  | Doug Chapman     | @ South Carolina       | 29   | 151   | 1  | 9/8/79   | Ron Lear         | Toledo                 | 27   | 126   | 0  |
| 12/5/97  | Doug Chapman     | Toledo%                | 20   | 117   | 1  | 10/28/78 | Danny Wright     | Furman                 | 17   | 141   | 1  |
| 11/15/97 | Llow Turner      | Ohio                   | 17   | 146   | 0  | 10/21/78 | Danny Wright     | @ Kent State           | 32   | 179   | 0  |
| 11/15/97 | Doug Chapman     | Ohio                   | 26   | 117   | 1  | 11/5/77  | Claude Geiger    | @ Akron                | 35   | 185   | 0  |
| 11/1/97  | Doug Chapman     | @ Central Michigan     | 16   | 116   | 2  | 10/8/77  | Claude Geiger    | @ Miami                | 23   | 149   | 1  |
| 10/25/97 | Doug Chapman     | Eastern Michigan       | 15   | 122   | 2  | 10/1/77  | Claude Geiger    | @ Appalachian State    | 31   | 129   | 2  |
| 10/18/97 | Doug Chapman     | @ Miami                | 28   | 110   | 1  | 9/24/77  | Mike Bailey      | Toledo                 | 12   | 101   | 1  |
| 10/11/97 | Doug Chapman     | Akron                  | 14   | 180   | 0  | 9/24/77  | Claude Geiger    | Toledo                 | 34   | 110   | 1  |
| 8/30/97  | Llow Turner      | @ West Virginia        | 8    | 106   | 1  | 9/17/77  | Mike Bailey      | Morehead State         | 20   | 103   | 1  |
| 12/21/96 | Erik Thomas      | Montana#               | 20   | 114   | 0  | 9/17/77  | Claude Geiger    | Morehead State         | 35   | 181   | 1  |
| 12/21/96 | Doug Chapman     | Montana#               | 15   | 104   | 2  | 11/20/76 | Mike Bailey      | Southern Illinois      | 12   | 115   | 1  |
| 12/14/96 | Erik Thomas      | Northern Iowa#         | 20   | 171   | 1  | 10/30/76 | Bobby Campbell   | Akron                  | 16   | 104   | 1  |
| 12/14/96 | Doug Chapman     | Northern Iowa#         | 23   | 125   | 0  | 9/27/75  | Herman Nelson    | Illinois State         | 11   | 110   | 1  |
| 12/7/96  | Erik Thomas      | Furman%                | 22   | 178   | 1  | 9/27/75  | Bobby Campbell   | Illinois State         | 15   | 151   | 1  |
| 11/30/96 | Doug Chapman     | Delaware#              | 9    | 128   | 3  | 10/5/74  | Bob Tracey       | @ Temple               | 116  | 109   | 1  |
| 11/2/96  | Erik Thomas      | The Citadel            | 17   | 103   | 1  | 9/14/74  | Bob Tracey       | @ Morehead State       | 109  | 109   | 1  |
| 10/36/96 | Erik Thomas      | @ Appalachian State    | 18   | 118   | 0  | 11/24/73 | Bob Tracey       | Ohio                   | 115  | 115   | 1  |
| 10/36/96 | Doug Chapman     | @ Appalachian State    | 19   | 115   | 0  | 11/17/73 | Bob Tracey       | Dayton                 | 151  | 151   | 2  |
| 10/12/96 | Erik Thomas      | @ VMI                  | 15   | 164   | 1  | 11/10/73 | Bob Tracey       | Toledo                 | 163  | 163   | 1  |
| 9/28/96  | Doug Chapman     | Western Kentucky       | 22   | 131   | 1  | 10/27/73 | Jon Lockett      | Bowling Green          | 103  | 103   | 0  |
| 9/21/96  | Doug Chapman     | @ Georgia Southern     | 24   | 130   | 1  | 9/29/73  | Jon Lockett      | Xavier                 | 142  | 142   | 2  |
| 9/7/96   | Erik Thomas      | Howard                 | 18   | 173   | 1  | 9/15/73  | Jon Lockett      | Morehead State         | 103  | 103   | 2  |
| 12/9/95  | Chris Parker     | @ McNeese State#       | 24   | 112   | 1  | 10/28/67 | Charlie Jones    | Western Michigan       | 147  | 147   | 0  |
| 12/2/95  | Chris Parker     | Northern Iowa#         | 25   | 154   | 2  | 11/12/66 | Andy Socha       | Kent State             | 116  | 116   | 1  |
| 11/18/95 | Chris Parker     | Hofstra                | 40   | 199   | 1  | 10/29/66 | Andy Socha       | Western Michigan       | 131  | 131   | 1  |
| 11/4/95  | Chris Parker     | East Tennessee State   | 25   | 157   | 2  | 9/25/65  | Mickey Jackson   | @ Eastern Kentucky     | 31   | 146   | 4  |
| 10/28/95 | Chris Parker     | @ The Citadel          | 32   | 173   | 1  | 10/31/64 | Jack Mahone      | Western Michigan       | 29   | 133   | 1  |
| 10/21/95 | Chris Parker     | Appalachian State      | 21   | 104   | 0  | 10/24/64 | Jack Mahone      | Louisville             | 106  | 106   | 1  |
| 10/14/95 | Chris Parker     | @ Western Carolina     | 14   | 162   | 3  | 10/17/64 | Jack Mahone      | Kentucky State         | 131  | 131   | 1  |
| 10/14/95 | Erik Thomas      | @ Western Carolina     | 11   | 100   | 1  | 11/16/63 | Jack Mahone      | @ Kent State           | 29   | 224   | 1  |
| 10/7/95  | Chris Parker     | VMI                    | 14   | 149   | 3  | 11/2/63  | Jack Mahone      | @ Western Michigan     | 29   | 133   | 1  |
| 10/7/95  | Olandis Gary     | VMI                    | 13   | 129   | 1  | 9/24/60  | Millard Fleming  | @ Bowling Green        | 10   | 115   | 1  |
| 9/16/95  | Chris Parker     | Georgia Southern       | 24   | 105   | 0  | 10/4/58  | Dewey Ballengee  | Western Michigan       | 11   | 108   | 1  |
| 9/9/95   | Chris Parker     | Tennessee Tech         | 17   | 118   | 1  | 10/6/56  | George Templin   | Western Michigan       | 11   | 127   | 1  |
| 12/10/94 | Chris Parker     | @ Boise State#         | 38   | 144   | 1  | 9/29/56  | Len Hellyer      | Morris Harvey          | 137  | 137   | 2  |
| 12/3/94  | Chris Parker     | James Madison#         | 29   | 153   | 2  | 11/5/55  | Len Hellyer      | Youngstown state       | 173  | 173   | 1  |
| 11/24/94 | Chris Parker     | Middle Tennessee State | 36   | 180   | 3  | 10/1/55  | Len Hellyer      | @ Morris Harvey        | 12   | 177   | 1  |
| 11/12/94 | Chris Parker     | Furman                 | 24   | 111   | 1  | 9/26/53  | Dyke Six         | Morehead State         | 171  | 171   | 1  |
| 11/5/94  | Chris Parker     | @ East Tennessee St.   | 15   | 167   | 3  | 9/20/41  | &Jackie Hunt     | Omaha                  | 6    | 220   | 0  |
| 10/29/94 | Chris Parker     | The Citadel            | 14   | 107   | 2  | 11/26/40 | &Jackie Hunt     | Scranton               | 142  | 142   | 4  |
| 10/15/94 | Chris Parker     | Western Carolina       | 35   | 180   | 3  | 11/21/40 | &Jackie Hunt     | West Virginia Wesleyan | 142  | 142   | 4  |
| 10/1/94  | Chris Parker     | Tennessee-Chattanooga  | 18   | 109   | 3  | 11/16/40 | &Jackie Hunt     | Xavier                 | 142  | 142   | 4  |
| 9/17/94  | Chris Parker     | @ Georgia Southern     | 35   | 157   | 2  | 11/8/40  | &Jackie Hunt     | Detroit Tech           | 228  | 228   | 5  |
| 9/10/94  | Chris Parker     | Tennessee Tech         | 30   | 191   | 0  | 11/1/40  | &Jackie Hunt     | Morris Harvey          | 142  | 142   | 4  |
| 12/11/93 | Chris Parker     | Troy State#            | 41   | 129   | 1  | 10/5/40  | Harley Kuhl      | Dayton                 | 7    | 194   | 0  |
| 12/4/93  | Chris Parker     | Delaware#              | 33   | 144   | 4  | 11/24/32 | John Zontini     | West Virginia Wesleyan | 108  | 108   | 3  |
| 11/13/93 | Chris Parker     | @ Furman               | 32   | 121   | 0  | 10/21/32 | John Zontini     | @ Dayton               | 105  | 105   | 1  |
| 11/6/93  | Chris Parker     | East Tennessee State   | 28   | 202   | 1  | 11/7/31  | John Zontini     | Fairmont State         | 183  | 183   | 2  |
| 10/30/93 | Chris Parker     | @ The Citadel          | 16   | 118   | 3  | 10/26/28 | Johnny Watson    | Morris Harvey          | 115  | 115   | 2  |
| 10/23/93 | Chris Parker     | Appalachian State      | 18   | 106   | 1  |          |                  |                        |      |       |    |
| 10/16/93 | Chris Parker     | @ North Carolina State | 24   | 132   | 1  |          |                  |                        |      |       |    |
| 10/2/93  | Chris Parker     | @ UT-Chattanooga       | 24   | 209   | 3  |          |                  |                        |      |       |    |
| 9/18/93  | Chris Parker     | Georgia Southern       | 25   | 123   | 0  |          |                  |                        |      |       |    |
| 9/11/93  | Chris Parker     | Murray State           | 12   | 160   | 2  |          |                  |                        |      |       |    |
| 12/2/92  | Glenn Pedro      | Delaware               | 19   | 109   | 0  |          |                  |                        |      |       |    |
| 12/5/92  | Glenn Pedro      | MTSU#                  | 24   | 116   | 1  |          |                  |                        |      |       |    |
| 11/14/92 | Glenn Pedro      | Tennessee Tech         | 13   | 100   | 1  |          |                  |                        |      |       |    |

& Jackie Hunt's numbers are based on an average of 45.5 yards per touchdown for the 1940 season.

\* = School Record, \$ Bowl Game, %MAC Championship Game, # Division I-AA Playoff Game

# PASSING RECORDS



## Team Passing Records

### Most Attempts

**Game:** 72 vs. Western Carolina, 1987  
**Season:** 655 (1987)

### Most Completions

**Game:** 41 vs. East Carolina, 2001 GMAC Bowl  
**Season:** 383 (2002)

### Most Net Yards

**Game:** 726 vs. Akron, 2001  
**Season:** 5,402 (1987)

### Most Touchdown Passes

**Game:** 6 vs. VMI, 1991; vs. Ball State, 1997; vs. Ohio, 2001  
**Season:** 44 (1997)

### Most Had Intercepted

**Game:** 7 vs. Western Michigan, 1968; vs. Western Carolina, 1990  
**Season:** 33 (1987)

### Fewest Interceptions Thrown

**Season:** 5 (1976)

### Fewest Interceptions Made

**Season:** 3 (1962)

### Highest Completion Percentage

**Game:** 100.0 vs. The Citadel, 1996 (11-for-11)  
**Season:** 67.6 (2003/255-for-377)

## Individual Passing Records

### Most Attempts

**Game:** 70 by Byron Leftwich vs. East Carolina, 2001 GMAC Bowl  
**Season:** 622 by Tony Peterson, 1987  
**Career:** 1,619 by Chad Pennington, 1995-1999

### Most Completions

**Game:** 41 by Byron Leftwich vs. East Carolina, 2001 GMAC Bowl  
**Season:** 340 by Tony Petersen, 1987  
**Career:** 1,026 by Chad Pennington, 1995-1998

### Most Net Yards

**Game:** 576 by Byron Leftwich vs. East Carolina, 2001 GMAC Bowl  
**Season:** 4,902 by Tony Petersen, 1987  
**Career:** 13,143 by Chad Pennington, 1995-1999

### Most Touchdown Passes

**Game:** 6 by Chad Pennington vs. Ball State, 1997;  
 by Byron Leftwich vs. Ohio, 2001  
**Season:** 42 by Chad Pennington, 1997  
**Career:** 115 by Chad Pennington, 1995-1999

### Most Had Intercepted

**Game:** 7 by John Oertel vs. Western Michigan, 1969; by Michael Payton vs.  
 Western Carolina, 1990  
**Season:** 31 by Tony Petersen, 1987  
**Career:** 56 by Carl Fodor, 1982-85

### Highest Completion Percentage

**Game (min. 10 att.):** 100.0 by Eric Kresser vs. The Citadel, 1996 (10-of-10)  
**Game (min. 20 att.):** 85.7 by Chad Pennington vs. Ball State, 1998 (30-of-35)  
**Season:** 69.6 by Stan Hill, 2003 (133-of-191)  
**Career:** 65.1 by Byron Leftwich, 1998-2002 (939-of-1,442)

## Year-by-Year Leaders

| Year | Name, Class            | A-C     | Pct  | Yards | TD-INT | Eff    |
|------|------------------------|---------|------|-------|--------|--------|
| 2005 | Jimmy Skinner, Jr.     | 184-114 | .620 | 1,135 | 6-8    | 115.84 |
| 2004 | Stan Hill, Sr.         | 397-233 | .587 | 2,387 | 18-14  | 117.11 |
| 2003 | Stan Hill, Jr.         | 191-133 | .696 | 1,767 | 15-7   | 165.93 |
| 2002 | Byron Leftwich, Sr.    | 491-331 | .674 | 4,268 | 30-10  | 156.52 |
| 2001 | Byron Leftwich, Jr.    | 470-315 | .670 | 4,132 | 38-7   | 164.57 |
| 2000 | Byron Leftwich, So.    | 457-279 | .611 | 3,358 | 21-9   | 134.0  |
| 1999 | Chad Pennington, Sr.   | 405-275 | .679 | 3,799 | 37-11  | 171.4  |
| 1998 | Chad Pennington, Jr.   | 432-279 | .646 | 3,419 | 24-7   | 146.2  |
| 1997 | Chad Pennington, So.   | 428-253 | .591 | 3,480 | 39-12  | 151.9  |
| 1996 | Eric Kresser, Sr.      | 375-226 | .603 | 3,407 | 31-11  | 161.5  |
| 1995 | Chad Pennington, Fr.   | 354-219 | .619 | 2,445 | 15-15  | 125.4  |
| 1994 | Todd Donnan, Sr.       | 375-239 | .637 | 3,019 | 33-11  | 154.5  |
| 1993 | Todd Donnan, Jr.       | 372-211 | .567 | 2,591 | 13-15  | 118.7  |
| 1992 | Michael Payton, Sr.    | 415-268 | .646 | 3,610 | 31-12  | 156.5  |
| 1991 | Michael Payton, Jr.    | 346-222 | .642 | 3,392 | 26-10  | 165.5  |
| 1990 | Michael Payton, So.    | 347-199 | .573 | 2,409 | 12-16  | 117.9  |
| 1989 | John Gregory, Sr.      | 351-198 | .564 | 2,778 | 24-12  | 138.6  |
| 1988 | John Gregory, Jr.      | 386-217 | .562 | 3,127 | 21-16  | 133.9  |
| 1987 | Tony Petersen, Sr.     | 622-340 | .547 | 4,902 | 35-33  | 128.8  |
| 1986 | John Gregory, So.      | 124-63  | .508 | 958   | 6-7    | 120.4  |
| 1985 | Carl Fodor, Sr.        | 400-196 | .490 | 2,438 | 13-19  | 101.4  |
| 1984 | Carl Fodor, Jr.        | 411-218 | .530 | 2,888 | 22-18  | 121.0  |
| 1983 | Carl Fodor, So.        | 127-60  | .472 | 802   | 4-8    | 98.1   |
| 1982 | Ted Carpenter, So.     | 106-50  | .471 | 549   | 0-6    | 79.1   |
| 1981 | Ted Carpenter, Fr.     | 114-55  | .482 | 758   | 3-8    | 98.7   |
| 1980 | Tony Konopka, Fr.      | 131-55  | .420 | 605   | 3-13   | 68.5   |
| 1979 | Danny Wright, Jr.      | 71-36   | .507 | 329   | 2-5    | 84.8   |
| 1978 | Danny Wright, So.      | 89-32   | .360 | 469   | 3-10   | 68.9   |
| 1977 | Bud Nelson, Jr.        | 158-76  | .481 | 1,187 | 10-11  | 118.2  |
| 1976 | Bud Nelson, So.        | 171-78  | .456 | 991   | 8-5    | 103.9  |
| 1975 | Bud Nelson, Fr.        | 146-70  | .479 | 972   | 7-6    | 111.5  |
| 1974 | Bob Wilt, Fr.          | 63-27   | .429 | 345   | 0-7    | 66.6   |
| 1973 | Reggie Oliver, Sr.     | 185-91  | .492 | 1,058 | 6-14   | 98.1   |
| 1972 | Reggie Oliver, Jr.     | 200-78  | .390 | 993   | 5-15   | 80.0   |
| 1971 | Reggie Oliver, So.     | 177-77  | .435 | 835   | 2-6    | 80.1   |
| 1970 | Ted Shoebridge, Jr.    | 212-78  | .368 | 1,000 | 3-17   | 65.0   |
| 1969 | Ted Shoebridge, So.    | 226-104 | .460 | 1,620 | 13-11  | 115.5  |
| 1968 | John Oertel, Jr.       | 222-95  | .428 | 1,251 | 8-24   | 80.4   |
| 1967 | James Torrence, Sr.    | 124-42  | .339 | 490   | 1-10   | 53.6   |
| 1966 | James Torrence, Jr.    | 94-41   | .436 | 499   | 2-7    | 80.3   |
| 1965 | Alex Sansosti, Sr.     | 66-34   | .515 | 366   | 1-8    | 78.9   |
| 1964 | Howard Lee Miller, Jr. | 139-61  | .438 | 962   | 3-11   | 93.3   |
| 1963 | Howard Lee Miller, So. | 144-72  | .500 | 993   | 5-8    | 108.3  |
| 1962 | Bob Hamlin, Sr.        | 185-89  | .481 | 1,104 | 4-10   | 94.6   |
| 1961 | Ralph May, Sr.         | 91-38   | .417 | 503   | 4-11   | 78.5   |
| 1960 | Ralph May, Jr.         | 97-44   | .453 | 508   | 2-9    | 77.6   |
| 1959 | Jim Maddox, Sr.        | 86-36   | .418 | 380   | 1-9    | 61.9   |
| 1958 | Jim Maddox, Jr.        | 52-16   | .308 | 261   | 1-4    | 63.9   |
| 1957 | Bob Wagner, Jr.        | 67-28   | .418 | 459   | 5-5    | 108.9  |
| 1956 | Bill Zban, Sr.         | 66-33   | .500 | 507   | 5-10   | 112.0  |
| 1955 | Bill Zban, Jr.         | 76-35   | .461 | 500   | 5-7    | 104.6  |
| 1954 | Bill Zban, So.         | 46-17   | .369 | 267   | 2-3    | 87.0   |
| 1953 | John Chamara, Sr.      | 110-46  | .418 | 705   | 6-10   | 95.5   |
| 1952 | Odgen Thomas, Sr.      | 129-57  | .442 | 935   | 7-15   | 99.7   |
| 1951 | Odgen Thomas, Jr.      | 120-58  | .483 | 793   | 9-10   | 113.8  |
| 1950 | Kenneth Wheeler, Jr.   | 69-29   | .420 | 395   | 3-6    | 87.1   |

## Top Single-Season Performances

### Passes Attempted (Top 10)

|     |     |                 |      |
|-----|-----|-----------------|------|
| 1.  | 622 | Tony Petersen   | 1987 |
| 2.  | 491 | Byron Leftwich  | 2002 |
| 3.  | 470 | Byron Leftwich  | 2001 |
| 4.  | 457 | Byron Leftwich  | 2000 |
| 5.  | 432 | Chad Pennington | 1998 |
| 6.  | 428 | Chad Pennington | 1997 |
| 7.  | 415 | Michael Payton  | 1992 |
| 8.  | 411 | Carl Fodor      | 1984 |
| 9.  | 400 | Carl Fodor      | 1985 |
| 10. | 405 | Chad Pennington | 1999 |

### Passes Completed (Top 10)

|     |     |                 |      |
|-----|-----|-----------------|------|
| 1.  | 340 | Tony Petersen   | 1987 |
| 2.  | 331 | Byron Leftwich  | 2002 |
| 3.  | 315 | Byron Leftwich  | 2001 |
| 4.  | 279 | Chad Pennington | 1998 |
| 5.  | 279 | Byron Leftwich  | 2000 |
| 6.  | 275 | Chad Pennington | 1999 |
| 7.  | 253 | Chad Pennington | 1997 |
| 8.  | 268 | Michael Payton  | 1992 |
| 9.  | 239 | Todd Donnan     | 1994 |
| 10. | 233 | Stan Hill       | 2004 |

### Interceptions Thrown (Top 10)

|     |    |                 |      |
|-----|----|-----------------|------|
| 1.  | 33 | Tony Petersen   | 1987 |
| 2.  | 24 | John Oertel     | 1968 |
| 3.  | 19 | Carl Fodor      | 1985 |
| 4.  | 18 | Carl Fodor      | 1984 |
| 5.  | 17 | Ted Shoebridge  | 1970 |
| 6.  | 16 | John Gregory    | 1988 |
| 7.  | 16 | Michael Payton  | 1990 |
| 8.  | 15 | Reggie Oliver   | 1972 |
| 9.  | 15 | Todd Donnan     | 1993 |
| 10. | 15 | Chad Pennington | 1995 |

### Yards Gained Passing (Top 10)

|     |       |                 |      |
|-----|-------|-----------------|------|
| 1.  | 4,902 | Tony Petersen   | 1987 |
| 2.  | 4,268 | Byron Leftwich  | 2002 |
| 3.  | 4,132 | Byron Leftwich  | 2001 |
| 4.  | 3,799 | Chad Pennington | 1999 |
| 5.  | 3,610 | Michael Payton  | 1992 |
| 6.  | 3,480 | Chad Pennington | 1997 |
| 7.  | 3,419 | Chad Pennington | 1998 |
| 8.  | 3,407 | Eric Kresser    | 1996 |
| 9.  | 3,392 | Michael Payton  | 1991 |
| 10. | 3,358 | Byron Leftwich  | 2000 |

### Touchdown Passes (Top 10)

|     |    |                 |      |
|-----|----|-----------------|------|
| 1.  | 39 | Chad Pennington | 1997 |
| 2.  | 38 | Byron Leftwich  | 2001 |
| 3.  | 37 | Chad Pennington | 1999 |
| 4.  | 35 | Tony Petersen   | 1987 |
| 5.  | 35 | Eric Kresser    | 1996 |
| 6.  | 33 | Todd Donnan     | 1994 |
| 7.  | 31 | Michael Payton  | 1992 |
| 8.  | 30 | Byron Leftwich  | 2002 |
| 9.  | 26 | Michael Payton  | 1991 |
| 10. | 24 | John Gregory    | 1989 |
| 11. | 24 | Chad Pennington | 1998 |

### Pass Completion Percentage (Top 10 - Min. 100 attempts)

|     |      |                         |         |
|-----|------|-------------------------|---------|
| 1.  | 69.6 | Stan Hill (2003)        | 133-191 |
| 2.  | 67.9 | Chad Pennington (1999)  | 275-405 |
| 3.  | 67.4 | Byron Leftwich (2002)   | 331-491 |
| 4.  | 67.0 | Byron Leftwich (2001)   | 315-470 |
| 5.  | 66.1 | Graham Gochneaur (2003) | 121-183 |
| 6.  | 64.6 | Chad Pennington (1998)  | 279-432 |
| 7.  | 64.6 | Michael Payton (1992)   | 268-415 |
| 8.  | 64.2 | Michael Payton (1991)   | 222-346 |
| 9.  | 63.7 | Todd Donnan (1994)      | 239-375 |
| 10. | 62.0 | Jimmy Skinner (2005)    | 114-184 |

## Top Career Performances

### Passes Attempted (Top 10)

|     |       |                 |         |
|-----|-------|-----------------|---------|
| 1.  | 1,619 | Chad Pennington | 1995-99 |
| 2.  | 1,442 | Byron Leftwich  | 1998-02 |
| 3.  | 1,108 | Michael Payton  | 1989-92 |
| 4.  | 1,059 | Carl Fodor      | 1982-85 |
| 5.  | 912   | Todd Donnan     | 1991-94 |
| 6.  | 873   | John Gregory    | 1986-89 |
| 7.  | 831   | Tony Petersen   | 1986-87 |
| 8.  | 676   | Stan Hill       | 2001-04 |
| 9.  | 560   | Reggie Oliver   | 1971-73 |
| 10. | 502   | Bud Nelson      | 1975-78 |

### Passes Completed (Top 10)

|     |       |                 |         |
|-----|-------|-----------------|---------|
| 1.  | 1,026 | Chad Pennington | 1995-99 |
| 2.  | 939   | Byron Leftwich  | 1998-02 |
| 3.  | 689   | Michael Payton  | 1989-92 |
| 4.  | 542   | Todd Donnan     | 1991-94 |
| 5.  | 521   | Carl Fodor      | 1982-85 |
| 6.  | 486   | John Gregory    | 1986-89 |
| 7.  | 440   | Tony Petersen   | 1986-87 |
| 8.  | 420   | Stan Hill       | 2001-04 |
| 9.  | 240   | Reggie Oliver   | 1971-73 |
| 10. | 232   | Bud Nelson      | 1975-78 |

### Interceptions Thrown (Top 10)

|     |    |                 |         |
|-----|----|-----------------|---------|
| 1.  | 56 | Carl Fodor      | 1982-85 |
| 2.  | 46 | Tony Petersen   | 1986-87 |
| 3.  | 45 | Chad Pennington | 1995-99 |
| 4.  | 38 | Michael Payton  | 1989-92 |
| 5.  | 35 | John Gregory    | 1986-89 |
| 6.  | 35 | Reggie Oliver   | 1971-73 |
| 7.  | 33 | Todd Donnan     | 1991-94 |
| 8.  | 28 | Ted Shoebridge  | 1969-70 |
| 9.  | 28 | Byron Leftwich  | 1998-02 |
| 10. | 26 | Stan Hill       | 2001-04 |

### Yards Gained Passing (Top 10)

|     |        |                 |         |
|-----|--------|-----------------|---------|
| 1.  | 13,143 | Chad Pennington | 1995-99 |
| 2.  | 11,903 | Byron Leftwich  | 1998-02 |
| 3.  | 9,411  | Michael Payton  | 1989-92 |
| 4.  | 7,050  | Todd Donnan     | 1991-94 |
| 5.  | 7,020  | John Gregory    | 1986-89 |
| 6.  | 6,655  | Carl Fodor      | 1982-85 |
| 7.  | 6,501  | Tony Petersen   | 1986-87 |
| 8.  | 4,711  | Stan Hill       | 2001-04 |
| 9.  | 3,407  | Eric Kresser    | 1996    |
| 10. | 3,275  | Bud Nelson      | 1975-78 |

### Touchdown Passes (Top 10)

|     |     |                 |         |
|-----|-----|-----------------|---------|
| 1.  | 115 | Chad Pennington | 1995-99 |
| 2.  | 89  | Byron Leftwich  | 1998-02 |
| 3.  | 69  | Michael Payton  | 1989-92 |
| 4.  | 61  | Todd Donnan     | 1991-94 |
| 5.  | 51  | John Gregory    | 1986-89 |
| 6.  | 43  | Tony Petersen   | 1986-87 |
| 7.  | 39  | Carl Fodor      | 1982-85 |
| 8.  | 38  | Stan Hill       | 2001-04 |
| 9.  | 35  | Eric Kresser    | 1996    |
| 10. | 26  | Bud Nelson      | 1975-78 |

### Pass Completion Percentage (Top 10 - Min. 300 attempts)

|     |      |                           |           |
|-----|------|---------------------------|-----------|
| 1.  | 65.1 | Byron Leftwich (1998-02)  | 939-1442  |
| 2.  | 63.4 | Chad Pennington (1995-99) | 1026-1619 |
| 3.  | 62.2 | Michael Payton (1989-92)  | 689-1108  |
| 4.  | 62.1 | Stan Hill (2001-04)       | 420-676   |
| 5.  | 60.3 | Eric Kresser (1996)       | 226-375   |
| 6.  | 59.4 | Todd Donnan (1991-94)     | 542-912   |
| 7.  | 55.7 | John Gregory (1986-89)    | 486-873   |
| 8.  | 52.9 | Tony Petersen (1986-87)   | 440-831   |
| 9.  | 49.2 | Carl Fodor (1982-85)      | 521-1059  |
| 10. | 46.4 | Howard Miller (1963-65)   | 156-336   |

# 300-YARD PASSING GAMES




▲ Byron Leftwich recorded 22 300-yard passing games and eclipsed the 400-yard mark in a game 10 times during his collegiate career.

## 300-Yard Passing Games (By Yards)

| Date     | Quarterback     | Opponent               | C-A-I     | Yards | TD | Date     | Quarterback     | Opponent               | C-A-I   | Yards | TD |
|----------|-----------------|------------------------|-----------|-------|----|----------|-----------------|------------------------|---------|-------|----|
| 12/19/01 | Byron Leftwich  | vs. East Carolina\$    | 41*-70*-2 | 576*  | 4  | 12/7/91  | Michael Payton  | Northern Iowa#         | 21-27-0 | 344   | 3  |
| 11/16/91 | Michael Payton  | VMI                    | 22-28-1   | 496   | 4  | 9/20/02  | Byron Leftwich  | Central Florida        | 28-49-2 | 340   | 2  |
| 11/14/87 | Tony Petersen   | Western Carolina       | 34-68-0   | 481   | 3  | 11/13/99 | Chad Pennington | @ Western Michigan     | 27-40-0 | 339   | 2  |
| 12/19/87 | Tony Petersen   | Northeast Louisiana#   | 28-54-3   | 474   | 4  | 10/23/99 | Chad Pennington | @ Buffalo              | 20-25-0 | 339   | 5  |
| 10/20/01 | Byron Leftwich  | Central Michigan       | 30-44-0   | 471   | 3  | 11/1/86  | Tony Petersen   | Tennessee-Chattanooga  | 16-27-0 | 339   | 3  |
| 8/31/02  | Byron Leftwich  | Appalachian State      | 27-41-0   | 469   | 4  | 11/17/84 | Carl Fodor      | @ East Tennessee State | 25-51-3 | 339   | 2  |
| 10/13/01 | Byron Leftwich  | @ Buffalo              | 37-49-2   | 455   | 2  | 9/5/87   | Tony Petersen   | Morehead State         | 15-28-4 | 335   | 2  |
| 11/30/96 | Eric Kresser    | Delaware               | 18-25-1   | 449   | 4  | 11/3/01  | Byron Leftwich  | @ Kent State           | 24-34-2 | 333   | 3  |
| 10/12/02 | Byron Leftwich  | Buffalo                | 28-35-0   | 447   | 4  | 9/4/99   | Chad Pennington | @ Clemson              | 29-44-2 | 333   | 0  |
| 11/5/04  | Stan Hill       | @ Akron                | 37-53-1   | 439   | 3  | 9/8/01   | Byron Leftwich  | Massachusetts          | 21-30-1 | 331   | 5  |
| 9/12/98  | Chad Pennington | Troy State             | 25-34-0   | 437   | 5  | 9/27/97  | Chad Pennington | @ Ball State           | 27-35-1 | 331   | 6* |
| 9/22/84  | Carl Fodor      | Furman                 | 35-60-3   | 436   | 4  | 11/9/91  | Michael Payton  | The Citadel            | 23-29-1 | 331   | 2  |
| 10/27/01 | Byron Leftwich  | Akron                  | 25-39-0   | 434   | 4  | 11/9/85  | Carl Fodor      | East Tennessee State   | 23-47-1 | 330   | 3  |
| 11/7/92  | Michael Payton  | Appalachian State      | 24-35-1   | 432   | 5  | 10/10/98 | Chad Pennington | @ Ohio                 | 29-43-1 | 329   | 3  |
| 10/31/92 | Michael Payton  | @ Western Carolina     | 36-67-2   | 429   | 4  | 9/29/01  | Byron Leftwich  | Bowling Green          | 22-35-0 | 327   | 4  |
| 11/30/01 | Byron Leftwich  | @ Toledo               | 32-52-1   | 421   | 4  | 10/15/88 | John Gregory    | @ East Tennessee State | 21-29-0 | 325   | 3  |
| 9/12/02  | Byron Leftwich  | @ Virginia Tech        | 31-49-1   | 406   | 3  | 12/21/96 | Eric Kresser    | Montana                | 18-28-0 | 324   | 4  |
| 9/25/99  | Chad Pennington | Temple                 | 26-36-1   | 406   | 3  | 11/21/98 | Chad Pennington | Wofford                | 19-32-2 | 322   | 2  |
| 9/13/97  | Chad Pennington | @ Kent State           | 18-28-0   | 406   | 5  | 12/5/97  | Chad Pennington | Toledo%                | 20-34-1 | 322   | 3  |
| 12/7/02  | Byron Leftwich  | Toledo%                | 32-42-1   | 404   | 4  | 9/28/91  | Michael Payton  | Brown                  | 17-22-0 | 322   | 2  |
| 10/21/89 | John Gregory    | @ Eastern Kentucky     | 23-38-0   | 403   | 2  | 11/11/89 | John Gregory    | Western Carolina       | 24-32-0 | 322   | 5  |
| 11/30/02 | Byron Leftwich  | Ball State             | 35-42-0   | 401   | 2  | 9/9/89   | John Gregory    | Morehead State         | 22-39-0 | 321   | 2  |
| 11/17/01 | Byron Leftwich  | Ohio                   | 28-39-0   | 399   | 6* | 10/5/85  | Carl Fodor      | @ Western Carolina     | 28-54-3 | 318   | 1  |
| 9/19/87  | Tony Petersen   | @ Eastern Kentucky     | 25-46-2   | 397   | 5  | 10/10/92 | Michael Payton  | Furman                 | 20-25-0 | 317   | 3  |
| 10/18/86 | Tony Petersen   | @ East Tennessee State | 21-29-2   | 394   | 2  | 9/8/84   | Carl Fodor      | Morehead State         | 16-32-0 | 315   | 4  |
| 10/28/00 | Byron Leftwich  | @ Akron                | 26-49-0   | 393   | 2  | 11/8/97  | Chad Pennington | Bowling Green          | 23-34-0 | 314   | 3  |
| 10/14/99 | Chad Pennington | Toledo                 | 37-37-2   | 393   | 3  | 10/1/05  | Bernie Morris   | SMU                    | 34-60-1 | 314   | 0  |
| 10/11/03 | Stan Hill       | Kent State             | 27-32-2   | 392   | 5  | 11/7/98  | Chad Pennington | Central Michigan       | 18-35-1 | 314   | 2  |
| 9/15/84  | Carl Fodor      | Eastern Michigan       | 20-49-2   | 389   | 2  | 10/21/00 | Byron Leftwich  | Kent State             | 31-41-0 | 312   | 2  |
| 11/28/87 | Tony Petersen   | James Madison#         | 22-34-1   | 387   | 4  | 11/22/69 | Ted Shoebriidge | Ohio                   | 19-42-? | 312   | 2  |
| 10/3/87  | Tony Petersen   | @ Furman               | 25-44-1   | 386   | 1  | 11/18/89 | John Gregory    | @ Georgia Southern     | 20-42-4 | 311   | 1  |
| 9/30/00  | Byron Leftwich  | Buffalo                | 25-36-2   | 378   | 3  | 10/29/88 | John Gregory    | Appalachian State      | 23-39-2 | 309   | 1  |
| 11/26/99 | Chad Pennington | Ohio                   | 25-37-1   | 378   | 3  | 9/12/87  | Tony Petersen   | @ Ohio                 | 21-44-3 | 309   | 1  |
| 10/5/02  | Byron Leftwich  | @ Kent State           | 31-45-2   | 377   | 2  | 11/2/02  | Byron Leftwich  | @ Akron                | 26-38-1 | 307   | 0  |
| 10/26/02 | Byron Leftwich  | @ Central Michigan     | 29-42-1   | 374   | 2  | 10/3/98  | Chad Pennington | Miami                  | 25-45-1 | 307   | 2  |
| 12/21/91 | Michael Payton  | Youngstown State       | 30-43-2   | 363   | 2  | 11/16/96 | Eric Kresser    | Furman                 | 20-28-1 | 307   | 2  |
| 10/35/97 | Chad Pennington | Eastern Michigan       | 35-50-0   | 361   | 3  | 10/27/84 | Carl Fodor      | Tennessee-Chattanooga  | 25-40-2 | 304   | 1  |
| 12/2/00  | Byron Leftwich  | Western Michigan       | 29-45-0   | 358   | 2  | 10/29/94 | Todd Donnan     | The Citadel            | 26-35-0 | 302   | 3  |
| 11/28/92 | Michael Payton  | Eastern Kentucky#      | 26-35-0   | 353   | 2  | 12/3/88  | John Gregory    | Furman#                | 20-36-0 | 301   | 1  |
| 10/24/98 | Chad Pennington | Ball State             | 30-35-0   | 349   | 0  | 10/19/96 | Eric Kresser    | Western Carolina       | 17-23-0 | 300   | 4  |
| 11/12/04 | Stan Hill       | @ Bowling Green        | 31-49-2   | 348   | 2  |          |                 |                        |         |       |    |
| 11/17/90 | Michael Payton  | @ Western Carolina     | 27-35-7   | 347   | 3  |          |                 |                        |         |       |    |
| 8/30/03  | Stan Hill       | Hofstra                | 25-37-3   | 344   | 2  |          |                 |                        |         |       |    |

\* = School Record, \$ Bowl Game, %MAC Championship Game, # Division I-AA Playoff Game

## 300-YARD PASSING GAMES



▲ Tony Peterson put up some impressive passing totals in 1987. Several team offensive and passing records are held by Peterson and the 1987 team.

### 300-Yard Passing Games (By Date)

| Date     | Quarterback     | Opponent            | C-A-I     | Yards | TD |
|----------|-----------------|---------------------|-----------|-------|----|
| 10/1/05  | Bernie Morris   | SMU                 | 34-60-1   | 314   | 0  |
| 11/12/04 | Stan Hill       | @ Bowling Green     | 31-49-2   | 348   | 2  |
| 11/5/04  | Stan Hill       | @ Akron             | 37-53-1   | 439   | 3  |
| 10/11/03 | Stan Hill       | Kent State          | 27-32-2   | 392   | 5  |
| 8/30/03  | Stan Hill       | Hofstra             | 25-37-3   | 344   | 2  |
| 12/7/02  | Byron Leftwich  | Toledo%             | 32-42-1   | 404   | 4  |
| 11/30/02 | Byron Leftwich  | Ball State          | 35-42-0   | 401   | 2  |
| 11/2/02  | Byron Leftwich  | @ Akron             | 26-38-1   | 307   | 0  |
| 10/26/02 | Byron Leftwich  | @ Central Michigan  | 29-42-1   | 374   | 2  |
| 10/12/02 | Byron Leftwich  | Buffalo             | 28-35-0   | 447   | 4  |
| 10/5/02  | Byron Leftwich  | @ Kent State        | 31-45-2   | 377   | 2  |
| 9/20/02  | Byron Leftwich  | Central Florida     | 28-49-2   | 340   | 2  |
| 9/12/02  | Byron Leftwich  | @ Virginia Tech     | 31-49-1   | 406   | 3  |
| 8/31/02  | Byron Leftwich  | Appalachian State   | 27-41-0   | 469   | 4  |
| 12/19/01 | Byron Leftwich  | vs. East Carolina\$ | 41*-70*-2 | 576*  | 4  |
| 11/30/01 | Byron Leftwich  | @ Toledo            | 32-52-1   | 421   | 4  |
| 11/17/01 | Byron Leftwich  | Ohio                | 28-39-0   | 399   | 6* |
| 11/3/01  | Byron Leftwich  | @ Kent State        | 24-34-2   | 333   | 3  |
| 10/27/01 | Byron Leftwich  | Akron               | 25-39-0   | 434   | 4  |
| 10/20/01 | Byron Leftwich  | Central Michigan    | 30-44-0   | 471   | 3  |
| 10/13/01 | Byron Leftwich  | @ Buffalo           | 37-49-2   | 455   | 2  |
| 9/29/01  | Byron Leftwich  | Bowling Green       | 22-35-0   | 327   | 4  |
| 9/8/01   | Byron Leftwich  | Massachusetts       | 21-30-1   | 331   | 5  |
| 12/2/00  | Byron Leftwich  | Western Michigan    | 29-45-0   | 358   | 2  |
| 10/28/00 | Byron Leftwich  | @ Akron             | 26-49-0   | 393   | 2  |
| 10/21/00 | Byron Leftwich  | Kent State          | 31-41-0   | 312   | 2  |
| 9/30/00  | Byron Leftwich  | Buffalo             | 25-36-2   | 378   | 3  |
| 11/26/99 | Chad Pennington | Ohio                | 25-37-1   | 378   | 3  |
| 11/13/99 | Chad Pennington | @ Western Michigan  | 27-40-0   | 339   | 2  |
| 10/23/99 | Chad Pennington | @ Buffalo           | 20-25-0   | 339   | 5  |
| 10/14/99 | Chad Pennington | Toledo              | 37-37-2   | 393   | 3  |
| 9/25/99  | Chad Pennington | Temple              | 26-36-1   | 406   | 3  |


| Date     | Quarterback     | Opponent           | C-A-I   | Yards | TD |
|----------|-----------------|--------------------|---------|-------|----|
| 9/4/99   | Chad Pennington | @ Clemson          | 29-44-2 | 333   | 0  |
| 11/21/98 | Chad Pennington | Wofford            | 19-32-2 | 322   | 2  |
| 11/7/98  | Chad Pennington | Central Michigan   | 18-35-1 | 314   | 2  |
| 10/24/98 | Chad Pennington | Ball State         | 30-35-0 | 349   | 0  |
| 10/10/98 | Chad Pennington | @ Ohio             | 29-43-1 | 329   | 3  |
| 10/3/98  | Chad Pennington | Miami              | 25-45-1 | 307   | 2  |
| 9/12/98  | Chad Pennington | Troy State         | 25-34-0 | 437   | 5  |
| 12/5/97  | Chad Pennington | Toledo%            | 20-34-1 | 322   | 3  |
| 11/8/97  | Chad Pennington | Bowling Green      | 23-34-0 | 314   | 3  |
| 10/35/97 | Chad Pennington | Eastern Michigan   | 35-50-0 | 361   | 3  |
| 9/27/97  | Chad Pennington | @ Ball State       | 27-35-1 | 331   | 6* |
| 9/13/97  | Chad Pennington | @ Kent State       | 18-28-0 | 406   | 5  |
| 12/21/96 | Eric Kresser    | Montana            | 18-28-0 | 324   | 4  |
| 11/30/96 | Eric Kresser    | Delaware           | 18-25-1 | 449   | 4  |
| 11/16/96 | Eric Kresser    | Furman             | 20-28-1 | 307   | 2  |
| 10/19/96 | Eric Kresser    | Western Carolina   | 17-23-0 | 300   | 4  |
| 10/29/94 | Todd Donnan     | The Citadel        | 26-35-0 | 302   | 3  |
| 11/28/92 | Michael Payton  | Eastern Kentucky#  | 26-35-0 | 353   | 2  |
| 11/7/92  | Michael Payton  | Appalachian State  | 24-35-1 | 432   | 5  |
| 10/31/92 | Michael Payton  | @ Western Carolina | 36-67-2 | 429   | 4  |
| 10/10/92 | Michael Payton  | Furman             | 20-25-0 | 317   | 3  |
| 12/21/91 | Michael Payton  | Youngstown State   | 30-43-2 | 363   | 2  |
| 12/7/91  | Michael Payton  | Northern Iowa#     | 21-27-0 | 344   | 3  |
| 11/16/91 | Michael Payton  | VMI                | 22-28-1 | 496   | 4  |
| 11/9/91  | Michael Payton  | The Citadel        | 23-29-1 | 331   | 2  |
| 9/28/91  | Michael Payton  | Brown              | 17-22-0 | 322   | 2  |
| 11/17/90 | Michael Payton  | @ Western Carolina | 27-35-7 | 347   | 3  |
| 11/18/89 | John Gregory    | @ Georgia Southern | 20-42-4 | 311   | 1  |
| 11/11/89 | John Gregory    | Western Carolina   | 24-32-0 | 322   | 5  |
| 10/21/89 | John Gregory    | @ Eastern Kentucky | 23-38-0 | 403   | 2  |
| 9/9/89   | John Gregory    | Morehead State     | 22-39-0 | 321   | 2  |
| 12/3/88  | John Gregory    | Furman#            | 20-36-0 | 301   | 1  |
| 10/29/88 | John Gregory    | Appalachian State  | 23-39-2 | 309   | 1  |
| 10/15/88 | John Gregory    | @ E. Tenn. State   | 21-29-0 | 325   | 3  |
| 12/19/87 | Tony Petersen   | NE Louisiana#      | 28-54-3 | 474   | 4  |
| 11/28/87 | Tony Petersen   | James Madison#     | 22-34-1 | 387   | 4  |
| 11/14/87 | Tony Petersen   | Western Carolina   | 34-68-0 | 481   | 3  |
| 10/3/87  | Tony Petersen   | @ Furman           | 25-44-1 | 386   | 1  |
| 9/19/87  | Tony Petersen   | @ Eastern Kentucky | 25-46-2 | 397   | 5  |
| 9/12/87  | Tony Petersen   | @ Ohio             | 21-44-3 | 309   | 1  |
| 9/5/87   | Tony Petersen   | Morehead State     | 15-28-4 | 335   | 2  |
| 11/1/86  | Tony Petersen   | UT-Chattanooga     | 16-27-0 | 339   | 3  |
| 10/18/86 | Tony Petersen   | @ East Tenn. State | 21-29-2 | 394   | 2  |
| 11/9/85  | Carl Fodor      | East Tenn. State   | 23-47-1 | 330   | 3  |
| 10/5/85  | Carl Fodor      | @ Western Carolina | 28-54-3 | 318   | 1  |
| 11/17/84 | Carl Fodor      | @ East Tenn. State | 25-51-3 | 339   | 2  |
| 10/27/84 | Carl Fodor      | UT-Chattanooga     | 25-40-2 | 304   | 1  |
| 9/22/84  | Carl Fodor      | Furman             | 35-60-3 | 436   | 4  |
| 9/15/84  | Carl Fodor      | Eastern Michigan   | 20-49-2 | 389   | 2  |
| 9/8/84   | Carl Fodor      | Morehead State     | 16-32-0 | 315   | 4  |
| 11/22/69 | Ted Shoebridge  | Ohio               | 19-42-? | 312   | 2  |

\* = School Record, \$ Bowl Game, %MAC Championship Game,

# Division I-AA Playoff Game



# RECEIVING RECORDS



▲ Randy Moss accumulated 15 100-yard receiving games over his two years at Marshall.

## Team Receiving Records

### Most Receptions

**Game:** 44 vs. Ball State, 2002

**Season:** 383 (2002)

### Most Net Yards

**Game:** 642 vs. VMI, 1991

**Season:** 5,204 (1987)

### Most Touchdown Receptions

**Game:** 6 vs. VMI, 1991; vs. Ball State, 1997; vs. Ohio, 2001

**Season:** 44 (1997)

## Individual Receiving Records

### Most Receptions

**Game:** 15 by Josh Davis vs. Akron, 2004; by David Foye vs. Kent State, 2000; by Denero Marriott vs. East Carolina, 2001 GMAC Bowl

**Season:** 106 by Mike Barber, 1987

**Career:** 306 by Josh Davis, 2001-2004

### Most Net Yards

**Game:** 288 by Randy Moss vs. Delaware, 1996

**Season:** 1,802 by Randy Moss, 1997

**Career:** 4,242 by Mike Barber, 1985-1988

### Most Touchdown Receptions

**Game:** 5 by Randy Moss vs. Ball State, 1997

**Season:** 28 by Randy Moss, 1996

**Career:** 53 by Randy Moss, 1996-1997

## Year-by-Year Leaders (Bold\* indicates school record)

| Year | Name, Class            | Rec         | Yards         | Avg          | TD         |
|------|------------------------|-------------|---------------|--------------|------------|
| 2005 | Ahmad Bradshaw, So.    | 56          | 381           | 6.8          | 1          |
|      | Hiram Moore, Jr.       | 53          | 630           | 11.9         | 4          |
| 2004 | Josh Davis, Sr.        | 86          | 914           | 10.6         | 7          |
| 2003 | Darius Watts, Sr.      | 74          | 968           | 13.1         | 11         |
| 2002 | Denero Marriott, Sr.   | 86          | 993           | 11.5         | 8          |
|      | Josh Davis, So.        | 75          | 1,191         | 15.9         | 5          |
| 2001 | Darius Watts, So.      | 91          | 1,417         | 15.6         | 18         |
| 2000 | Nate Poole, Sr.        | 70          | 818           | 11.7         | 4          |
| 1999 | Nate Poole, Jr.        | 71          | 1,122         | 15.8         | 9          |
| 1998 | Nate Poole, So.        | 48          | 616           | 12.8         | 3          |
|      | LaVorn Colclough, Sr.  | 48          | 535           | 11.1         | 6          |
| 1997 | Randy Moss, So.        | 90          | 1,647         | 18.3         | 25         |
| 1996 | Randy Moss, Fr.        | 78          | 1,709         | <b>21.9*</b> | <b>28*</b> |
| 1995 | Jermaine Wiggins, So.  | 58          | 681           | 11.7         | 4          |
|      | Tim Martin, Jr.        | 54          | 793           | 14.7         | 5          |
| 1994 | Tim Martin, So.        | 67          | 889           | 13.3         | 10         |
| 1993 | Ricky Carter, So.      | 69          | 766           | 11.1         | 3          |
| 1992 | Troy Brown, Sr.        | 101         | 1,654         | 16.4         | 16         |
| 1991 | Brian Dowler, Sr.      | 62          | 1,197         | 19.3         | 13         |
| 1990 | Eric Ihnat, Sr.        | 55          | 592           | 10.8         | 3          |
|      | Andre Motley, Sr.      | 48          | 755           | 15.7         | 3          |
| 1989 | Andre Motley, Jr.      | 59          | 908           | 15.4         | 9          |
| 1988 | Mike Barber, Sr.       | 79          | 1,325         | 16.8         | 8          |
| 1987 | Mike Barber, Jr.       | <b>106*</b> | <b>1,757*</b> | 16.6         | 11         |
| 1986 | Mike Barber, So.       | 64          | 1,180         | 18.4         | 7          |
| 1985 | Randy Clarkson, Sr.    | 49          | 460           | 9.4          | 2          |
| 1984 | Robert Surratt, Sr.    | 55          | 642           | 11.7         | 7          |
| 1983 | Brian Swisher, So.     | 32          | 560           | 17.5         | 3          |
| 1982 | Tony Stott, Jr.        | 36          | 549           | 15.3         | 0          |
| 1981 | Darnel Richardson, Sr. | 50          | 690           | 13.8         | 3          |
| 1980 | Darnel Richardson, Jr. | 31          | 376           | 12.1         | 0          |
| 1979 | Mike Natale, Sr.       | 21          | 247           | 11.8         | 1          |
| 1978 | Todd Ellwood, Jr.      | 17          | 303           | 17.8         | 4          |
| 1977 | Ray Crisp, Jr.         | 33          | 594           | 18.0         | 4          |
| 1976 | John Filliez, Sr.      | 40          | 488           | 12.2         | 4          |
| 1975 | John Filliez, Jr.      | 54          | 657           | 12.2         | 7          |
| 1974 | John Filliez, So.      | 34          | 426           | 12.5         | 1          |
| 1973 | John Filliez, Fr.      | 40          | 383           | 9.6          | 2          |
| 1972 | Lanny Steed, So.       | 37          | 509           | 13.8         | 2          |
| 1971 | Lanny Steed, Fr.       | 35          | 483           | 13.8         | 1          |
| 1970 | Art Harris, So.        | 29          | 242           | 8.3          | 1          |
| 1969 | Larry Carter, Sr.      | 54          | 663           | 12.3         | 3          |
| 1968 | Jeff Ternes, Jr.       | 34          | 546           | 16.0         | 7          |
| 1967 | Parris Coleman, Sr.    | 10          | 114           | 11.4         | 0          |
| 1966 | Mickey Jackson, Sr.    | 25          | 343           | 13.7         | 2          |
| 1965 | Ken Simpson, So.       | 30          | 404           | 13.5         | 0          |
| 1964 | James Cure, Sr.        | 27          | 387           | 14.3         | 1          |
| 1963 | James Cure, Jr.        | 40          | 543           | 13.7         | 2          |
| 1962 | James Cure, So.        | 46          | 666           | 14.4         | 3          |
| 1961 | Millard Fleming, Jr.   | 15          | 113           | 7.5          | 1          |
| 1960 | Jasper Wright, So.     | 7           | 126           | 18.0         | 2          |
| 1959 | Bob Lester, Sr.        | 6           | 49            | 8.1          | 0          |
| 1958 | Dick Jackson, Sr.      | 10          | 165           | 16.5         | 1          |
| 1957 | Cagel Curtis, Sr.      | 8           | 140           | 17.5         | 2          |
| 1956 | Campbell Platt, Sr.    | 10          | 118           | 11.8         | 1          |
| 1955 | Len Hellyer, Jr.       | 10          | 252           | 25.2         | 3          |
| 1954 | Henry Hawkins, Sr.     | 7           | 144           | 20.5         | 1          |
| 1953 | Jim Swierczek, Sr.     | 27          | 496           | 18.3         | 6          |
| 1952 | Jim Swierczek, Jr.     | 49          | 551           | 11.2         | 9          |
| 1951 | Jim Swierczek, So.     | 37          | 563           | 15.2         | 7          |
| 1950 | Charles Barton, Sr.    | 18          | 187           | 10.4         | 1          |

Both receptions and yardage leaders listed, if different.



▲ The 2002 Thundering Herd set several school receiving and passing records, thanks in large part to the wide receiver-quarterback combination of Darius Watts (left) and Byron Leftwich.

**Top Single-Season Performances**

**Receptions (Top 10)**

|     |     |                 |      |
|-----|-----|-----------------|------|
| 1.  | 106 | Mike Barber     | 1987 |
| 2.  | 101 | Troy Brown      | 1992 |
| 3.  | 96  | Sean Doctor     | 1987 |
| 4.  | 91  | Darius Watts    | 2001 |
| 5.  | 90  | Randy Moss      | 1997 |
| 6.  | 86  | Denero Marriott | 2002 |
|     | 86  | Josh Davis      | 2004 |
| 8.  | 79  | Josh Davis      | 2001 |
|     | 79  | Mike Barber     | 1988 |
| 10. | 78  | Randy Moss      | 1996 |

**Yards Receiving (Top 10)**

|     |       |              |      |
|-----|-------|--------------|------|
| 1.  | 1,757 | Mike Barber  | 1987 |
| 2.  | 1,709 | Randy Moss   | 1996 |
| 3.  | 1,647 | Randy Moss   | 1997 |
| 4.  | 1,654 | Troy Brown   | 1992 |
| 5.  | 1,417 | Darius Watts | 2001 |
| 6.  | 1,372 | Sean Doctor  | 1987 |
| 7.  | 1,325 | Mike Barber  | 1988 |
| 8.  | 1,197 | Brian Dowler | 1991 |
| 9.  | 1,191 | Josh Davis   | 2002 |
| 10. | 1,180 | Mike Barber  | 1986 |

**Touchdown Receptions (Top 10)**

|     |    |                |      |
|-----|----|----------------|------|
| 1.  | 28 | Randy Moss     | 1996 |
| 2.  | 25 | Randy Moss     | 1997 |
| 3.  | 18 | Darius Watts   | 2001 |
| 4.  | 16 | Troy Brown     | 1992 |
| 5.  | 13 | Brian Dowler   | 1991 |
|     | 13 | James Williams | 1999 |
| 7.  | 12 | Keith Baxter   | 1987 |
|     | 12 | Darius Watts   | 2002 |
| 9.  | 11 | Darius Watts   | 2003 |
|     | 11 | Mike Barber    | 1987 |
| 10. | 10 | Tim Martin     | 1994 |
|     | 10 | Shawn Goodwyn  | 1994 |

**Top Career Performances**

**Receptions (Top 10)**

|     |     |                      |         |
|-----|-----|----------------------|---------|
| 1.  | 306 | Josh Davis           | 2001-04 |
| 2.  | 272 | Darius Watts         | 2000-03 |
| 3.  | 249 | Mike Barber          | 1985-88 |
| 4.  | 221 | Tim Martin           | 1993-96 |
| 5.  | 212 | Nate Poole           | 1997-00 |
| 6.  | 176 | Ricky Carter         | 1992-95 |
| 7.  | 168 | John "Fuzzy" Filliez | 1973-76 |
|     | 168 | Randy Moss           | 1996-97 |
| 9.  | 147 | Sean Doctor          | 1987-88 |
| 10. | 143 | Denero Marriott      | 2000-02 |

**Yards Receiving (Top 10)**

|     |       |               |         |
|-----|-------|---------------|---------|
| 1.  | 4,262 | Mike Barber   | 1985-88 |
| 2.  | 4,031 | Darius Watts  | 2000-03 |
| 3.  | 3,889 | Josh Davis    | 2001-04 |
| 4.  | 3,467 | Randy Moss    | 1996-97 |
| 5.  | 2,886 | Tim Martin    | 1993-96 |
| 6.  | 2,775 | Nate Poole    | 1997-99 |
| 7.  | 2,746 | Troy Brown    | 1991-92 |
| 8.  | 2,157 | Ricky Carter  | 1992-95 |
| 9.  | 2,100 | Sean Doctor   | 1987-88 |
| 10. | 1,954 | Fuzzy Filliez | 1973-76 |

**Touchdown Receptions (Top 10)**

|     |    |                  |         |
|-----|----|------------------|---------|
| 1.  | 53 | Randy Moss       | 1996-97 |
| 2.  | 47 | Darius Watts     | 2000-03 |
| 3.  | 26 | Mike Barber      | 1985-88 |
| 4.  | 24 | Troy Brown       | 1991-92 |
| 5.  | 23 | Tim Martin       | 1993-95 |
|     | 23 | Josh Davis       | 2001-04 |
| 7.  | 22 | Jim Swierczek    | 1951-53 |
| 8.  | 18 | Nate Poole       | 1997-00 |
|     | 18 | LaVorn Colclough | 1995-97 |
| 10. | 17 | Denero Marriott  | 2000-02 |

# 100-YARD RECEIVING GAMES

## 100-Yard Receiving Games (By Yards)

| Date     | Receiver           | Opponent              | Rec | Yards | TD | Date     | Receiver         | Opponent             | Rec | Yards | TD |
|----------|--------------------|-----------------------|-----|-------|----|----------|------------------|----------------------|-----|-------|----|
| 11/30/96 | Randy Moss         | Delaware#             | 8   | 288*  | 3  | 10/11/03 | Darius Watts     | Kent State           | 8   | 123   | 1  |
| 8/31/02  | Josh Davis         | Appalachian State     | 11  | 264   | 2  | 9/6/03   | Josh Davis       | @ Tennessee          | 6   | 123   | 1  |
| 10/10/90 | Andre Motley       | Tennessee-Chattanooga | 12  | 262   | 0  | 11/11/00 | Nate Poole       | Miami                | 9   | 123   | 1  |
| 11/16/91 | Troy Brown         | VMI                   | 7   | 248   | 3  | 9/24/94  | Tim Martin       | West Virginia State  | 10  | 123   | 3  |
| 12/19/01 | Denero Marriott    | vs. East Carolina\$   | 15* | 234   | 1  | 12/19/87 | Sean Doctor      | vs. NE Louisiana#    | 9   | 123   | 0  |
| 10/15/88 | Mike Barber        | @ East Tennessee St.  | 12  | 222   | 2  | 11/8/05  | Hiram Moore      | Southern Miss        | 8   | 122   | 1  |
| 12/21/96 | Randy Moss         | Montana#              | 9   | 220   | 4  | 8/30/03  | Darius Watts     | Hofstra              | 7   | 122   | 1  |
| 9/13/97  | Randy Moss         | @ Kent State          | 8   | 216   | 3  | 11/9/91  | Brian Dowler     | The Citadel          | 6   | 122   | 1  |
| 9/27/97  | Randy Moss         | @ Ball State          | 13  | 205   | 5* | 8/30/86  | Mike Barber      | West Virginia Tech   | 5   | 122   | 2  |
| 11/1/86  | Mike Barber        | UT-Chattanooga        | 12  | 201   | 2  | 11/17/84 | Brian Swisher    | @ East Tennessee St. | 3   | 122   | 1  |
| 9/29/01  | Darius Watts       | Bowling Green         | 8   | 198   | 2  | 10/5/00  | Nate Poole       | Western Michigan     | 9   | 121   | 1  |
| 11/5/04  | Josh Davis         | @ Akron               | 15* | 197   | 1  | 10/10/87 | Mike Barber      | @ Louisville         | 11  | 121   | 1  |
| 12/19/87 | Mike Barber        | vs. NE Louisiana#     | 9   | 195   | 1  | 10/28/00 | John Cooper      | @ Akron              | 4   | 119   | 1  |
| 11/1/97  | Randy Moss         | @ Central Michigan    | 7   | 193   | 2  | 9/12/92  | Troy Brown       | Eastern Illinois     | 6   | 119   | 0  |
| 10/10/64 | Bob Pruett         | Buffalo               | 6   | 193   | 2  | 11/19/88 | Mike Barber      | @ Youngstown State   | 11  | 119   | 2  |
| 11/16/91 | Brian Dowler       | VMI                   | 7   | 191   | 2  | 11/8/86  | Vincent Bodie    | Appalachian State    | 3   | 119   | 0  |
| 9/6/97   | Randy Moss         | @ Army                | 5   | 186   | 2  | 10/4/69  | Larry Carter     | Northern Illinois    | 6   | 119   | 1  |
| 12/7/91  | Brian Dowler       | Northern Iowa#        | 7   | 186   | 3  | 9/17/88  | Bruce Hammond    | Eastern Kentucky     | 4   | 118   | 1  |
| 10/20/01 | Darius Watts       | Central Michigan      | 9   | 183   | 1  | 11/1/86  | Bruce Hammond    | UT-Chattanooga       | 4   | 118   | 1  |
| 11/14/87 | Mike Barber        | Western Carolina      | 14  | 180   | 1  | 10/8/88  | Mike Barber      | Furman#              | 8   | 117   | 1  |
| 9/19/87  | Mike Barber        | @ Eastern Kentucky    | 10  | 180   | 1  | 9/10/88  | Mike Barber      | Ohio                 | 5   | 117   | 0  |
| 11/30/01 | Denero Marriott    | @ Toledo%             | 10  | 179   | 4  | 11/28/87 | Sean Doctor      | James Madison#       | 9   | 117   | 2  |
| 9/25/99  | Nate Poole         | Temple                | 10  | 179   | 1  | 11/9/85  | Tim Lewis        | East Tennessee State | 8   | 117   | 1  |
| 9/27/03  | Josh Davis         | @ Troy State          | 12  | 177   | 1  | 9/1/01   | Darius Watts     | @ Florida            | 6   | 116   | 1  |
| 10/20/01 | Josh Davis         | Central Michigan      | 10  | 175   | 1  | 11/13/99 | James Williams   | @ Western Michigan   | 5   | 116   | 1  |
| 10/21/89 | Percy Moorman      | @ Eastern Kentucky    | 6   | 172   | 1  | 12/5/87  | Mike Barber      | Weber State#         | 8   | 116   | 1  |
| 10/25/03 | Darius Watts       | @ Western Michigan    | 9   | 170   | 1  | 10/18/86 | Mike Barber      | @ East Tennessee St. | 4   | 116   | 1  |
| 12/9/97  | Randy Moss         | Toledo%               | 7   | 170   | 3  | 10/27/84 | Robert Surratt   | @ UT-Chattanooga     | 9   | 116   | 1  |
| 9/5/87   | Mike Barber        | Morehead State        | 5   | 170   | 1  | 10/27/01 | Josh Davis       | Akron                | 4   | 115   | 1  |
| 9/12/02  | Curtis Jones       | @ Virginia Tech       | 11  | 164   | 0  | 10/5/00  | Darius Watts     | Western Michigan     | 6   | 115   | 0  |
| 10/2/99  | James Williams     | @ Miami               | 4   | 164   | 2  | 11/7/87  | Sean Doctor      | @ Appalachian State  | 8   | 115   | 0  |
| 10/25/86 | Mike Barber        | Davidson              | 9   | 164   | 2  | 10/4/86  | Mike Barber      | @ VMI                | 4   | 115   | 0  |
| 11/14/87 | Sean Doctor        | Western Carolina      | 9   | 163   | 1  | 11/5/04  | Brad Bates       | @ Akron              | 11  | 114   | 1  |
| 9/8/01   | Darius Watts       | Massachusetts         | 9   | 160   | 3  | 10/24/92 | Troy Brown       | UT-Chattanooga       | 6   | 114   | 2  |
| 11/18/95 | Tim Martin         | Hofstra               | 6   | 160   | 1  | 9/29/84  | Brian Swisher    | @ Western Michigan   | 6   | 114   | 1  |
| 10/31/92 | Troy Brown         | @ Western Carolina    | 10  | 160   | 2  | 10/10/92 | Will Brown       | Furman               | 5   | 113   | 1  |
| 10/25/97 | LaVorn Colclough   | Eastern Michigan      | 12  | 159   | 1  | 9/25/71  | Lanny Steed      | Xavier               | 8   | 113   | 0  |
| 10/9/71  | Lanny Steed        | Northern Illinois     | 7   | 159   | 1  | 10/19/96 | Tim Martin       | Western Carolina     | 8   | 112   | 2  |
| 10/14/99 | Nate Poole         | Toledo                | 8   | 158   | 0  | 9/14/85  | Randy Clarkson   | Ohio                 | 13  | 112   | 2  |
| 11/16/96 | Randy Moss         | Furman                | 8   | 157   | 1  | 10/18/75 | John Filliez     | @ Villanova          | 11  | 112   | 0  |
| 10/13/63 | Jim Cure           | @ Kent State          | 7   | 157   | 2  | 11/23/02 | Denero Marriott  | @ Ohio               | 6   | 111   | 1  |
| 9/15/84  | Tim Lewis          | Eastern Michigan      | 11  | 156   | 1  | 10/24/87 | Bruce Hammond    | VMI                  | 3   | 111   | 1  |
| 11/22/69 | Larry Carter       | Ohio                  | 12  | 156   | 2  | 10/24/05 | Hiram Moore      | @ UCF                | 7   | 110   | 1  |
| 11/9/96  | Randy Moss         | East Tennessee State  | 6   | 155   | 1  | 11/13/04 | Josh Davis       | @ Bowling Green      | 9   | 110   | 1  |
| 12/21/91 | Ricardo Clark      | Youngstown State#     | 8   | 154   | 1  | 11/3/01  | Denero Marriott  | @ Kent State         | 8   | 110   | 0  |
| 11/17/90 | Ricardo Clark      | @ Western Carolina    | 7   | 153   | 1  | 9/6/03   | Darius Watts     | @ Tennessee          | 9   | 109   | 1  |
| 11/12/02 | Darius Watts       | Miami                 | 9   | 149   | 3  | 10/26/96 | Randy Moss       | @ Appalachian State  | 5   | 109   | 3  |
| 9/12/98  | James Williams     | Troy State            | 3   | 147   | 1  | 11/21/92 | Troy Brown       | @ East Tennessee St. | 9   | 109   | 1  |
| 10/18/97 | Randy Moss         | @ Miami               | 10  | 147   | 1  | 10/27/01 | Denero Marriott  | Akron                | 7   | 108   | 1  |
| 10/28/89 | Percy Moorman      | VMI                   | 3   | 146   | 1  | 9/17/88  | Mike Barber      | Eastern Kentucky     | 5   | 108   | 0  |
| 10/11/03 | Josh Davis         | Kent State            | 8   | 144   | 3  | 10/1/05  | Hiram Moore      | SMU                  | 8   | 107   | 0  |
| 11/2/02  | Josh Davis         | @ Akron               | 8   | 144   | 0  | 11/3/01  | Darius Watts     | @ Kent State         | 9   | 107   | 2  |
| 10/27/01 | Darius Watts       | Akron                 | 9   | 144   | 2  | 10/11/97 | Randy Moss       | Akron                | 6   | 107   | 2  |
| 9/30/00  | Lanier Washington  | Buffalo               | 7   | 143   | 2  | 10/22/88 | Sean Doctor      | UT-Chattanooga       | 7   | 107   | 2  |
| 10/3/87  | Mike Barber        | @ Furman              | 8   | 143   | 1  | 9/5/98   | James Williams   | @ Akron              | 5   | 107   | 0  |
| 9/1/84   | Tim Lewis          | West Virginia Tech    | 9   | 142   | 0  | 11/18/89 | Eric Ihnat       | @ Georgia Southern   | 6   | 106   | 1  |
| 9/22/84  | Danny Abercrombie  | Furman                | 11  | 141   | 2  | 10/17/87 | Sean Doctor      | East Tennessee State | 8   | 106   | 0  |
| 10/5/96  | Tim Martin         | Tennessee-Chattanooga | 9   | 139   | 0  | 10/13/84 | Robert Surratt   | Appalachian State    | 8   | 106   | 0  |
| 11/28/92 | Ricky Carter       | Eastern Kentucky#     | 6   | 138   | 0  | 10/8/55  | Len Hellyer      | @ Western Michigan   | 6   | 106   | 2  |
| 12/18/02 | Denero Marriott    | vs. Louisville\$      | 10  | 137   | 2  | 11/13/04 | Brad Bates       | @ Bowling Green      | 8   | 105   | 1  |
| 9/13/96  | Mike Barber        | @ Ohio                | 7   | 137   | 0  | 9/12/03  | Darius Watts     | Toledo               | 10  | 105   | 1  |
| 11/17/01 | Darius Watts       | Ohio                  | 10  | 136   | 4  | 11/8/97  | Mark Wicks       | Bowling Green        | 4   | 105   | 2  |
| 12/7/02  | Darius Watts       | Toledo%               | 9   | 135   | 2  | 9/3/88   | Mike Barber      | @ Morehead State     | 8   | 105   | 0  |
| 10/12/96 | Randy Moss         | @ VMI                 | 4   | 135   | 1  | 10/12/02 | Darius Watts     | Buffalo              | 6   | 102   | 2  |
| 11/7/92  | Troy Brown         | Appalachian State     | 6   | 135   | 2  | 11/10/01 | Josh Davis       | @ Miami              | 9   | 102   | 0  |
| 11/21/98 | Jerrald Long       | Wofford               | 5   | 134   | 2  | 9/9/95   | Jermaine Wiggins | Tennessee Tech       | 5   | 102   | 0  |
| 11/7/92  | Ricky Carter       | Appalachian State     | 9   | 134   | 1  | 12/3/94  | Tim Martin       | James Madison#       | 6   | 102   | 0  |
| 12/19/01 | Darius Watts       | vs. East Carolina\$   | 7   | 133   | 2  | 10/17/92 | Troy Brown       | @ The Citadel        | 5   | 102   | 0  |
| 9/9/89   | Andre Motley       | Morehead State        | 7   | 133   | 1  | 10/26/02 | Josh Davis       | @ Central Michigan   | 7   | 101   | 0  |
| 9/22/84  | Brian Swisher      | Furman                | 8   | 133   | 1  | 10/5/02  | Denero Marriott  | @ Kent State         | 9   | 101   | 0  |
| 10/23/04 | Josh Davis         | Buffalo               | 12  | 132   | 1  | 11/30/01 | Darius Watts     | @ Toledo%            | 9   | 101   | 0  |
| 11/10/01 | Denero Marriott    | @ Miami               | 7   | 132   | 1  | 11/15/97 | Randy Moss       | Ohio                 | 7   | 101   | 1  |
| 10/13/01 | Darius Watts       | @ Buffalo             | 7   | 132   | 0  | 11/17/84 | Tim Lewis        | @ East Tennessee St. | 8   | 101   | 1  |
| 10/21/00 | David Foye         | Kent State            | 15* | 132   | 0  | 11/3/63  | Jim Cure         | @ Ohio               | 6   | 101   | 0  |
| 11/26/99 | Nate Poole         | Ohio                  | 7   | 131   | 0  | 10/26/02 | Denero Marriott  | @ Central Michigan   | 9   | 100   | 1  |
| 10/31/87 | Mike Barber        | @ UT-Chattanooga      | 6   | 131   | 2  |          |                  |                      |     |       |    |
| 9/28/91  | Brian Dowler       | Brown                 | 7   | 130   | 2  |          |                  |                      |     |       |    |
| 11/11/89 | Andre Motley       | Western Carolina      | 8   | 130   | 2  |          |                  |                      |     |       |    |
| 12/3/88  | Mike Barber        | Furman                | 6   | 130   | 1  |          |                  |                      |     |       |    |
| 11/30/02 | Denero Marriott    | Ball State            | 10  | 129   | 0  |          |                  |                      |     |       |    |
| 11/30/02 | Josh Davis         | Ball State            | 8   | 128   | 0  |          |                  |                      |     |       |    |
| 10/30/93 | Ricky Carter       | @ The Citadel         | 9   | 128   | 1  |          |                  |                      |     |       |    |
| 10/24/87 | Sean Doctor        | VMI                   | 9   | 127   | 2  |          |                  |                      |     |       |    |
| 10/26/02 | Darius Watts       | @ Central Michigan    | 6   | 126   | 1  |          |                  |                      |     |       |    |
| 9/18/99  | Nate Poole         | Bowling Green         | 7   | 126   | 2  |          |                  |                      |     |       |    |
| 9/1/05   | Wilbur Hargrove    | William & Mary        | 7   | 125   | 0  |          |                  |                      |     |       |    |
| 11/26/99 | James Williams     | Ohio                  | 3   | 124   | 2  |          |                  |                      |     |       |    |
| 10/25/97 | Randy Moss         | Eastern Michigan      | 8   | 124   | 1  |          |                  |                      |     |       |    |
| 10/17/81 | Darnell Richardson | @ William & Mary      | 9   | 124   | 1  |          |                  |                      |     |       |    |

Marshall has had two players surpass 100 yards receiving in the same game 19 times and three players surpass 100 yards in a game twice.

\* **School Record**, \$ Bowl Game, % MAC Championship Game  
# Division I-AA Playoff Game

# 100-YARD RECEIVING GAMES

## 100-Yard Receiving Games (By Date)

| Date     | Receiver          | Opponent              | Rec | Yards | TD | Date   | Receiver           | Opponent              | Rec | Yards | TD |
|----------|-------------------|-----------------------|-----|-------|----|--|--------------------|-----------------------|-----|-------|----|
| 11/28/92 |                   |                       |     |       |    | 11/28/92   | Ricky Carter       | Eastern Kentucky#     | 6   | 138   | 0  |
| 11/21/92 | Hiram Moore       | Southern Miss         | 8   | 122   | 1  | 11/21/92   | Troy Brown         | @ East Tennessee St.  | 9   | 109   | 1  |
| 11/7/92  | Hiram Moore       | SMU                   | 8   | 107   | 0  | 11/7/92  | Ricky Carter       | Appalachian State     | 9   | 134   | 1  |
| 11/7/92  | Hiram Moore       | @ UCF                 | 7   | 110   | 1  | 11/7/92  | Troy Brown         | Appalachian State     | 6   | 135   | 2  |
| 10/24/05 | Hiram Moore       | William & Mary        | 7   | 125   | 0  | 10/31/92   | Troy Brown         | @ Western Carolina    | 10  | 160   | 2  |
| 9/1/05   | Wilbur Hargrove   | @ Bowling Green       | 8   | 105   | 1  | 10/24/92   | Troy Brown         | UT-Chattanooga        | 6   | 114   | 2  |
| 11/13/04 | Brad Bates        | @ Bowling Green       | 9   | 110   | 1  | 10/17/92   | Troy Brown         | @ The Citadel         | 5   | 102   | 0  |
| 11/13/04 | Brad Bates        | @ Akron               | 11  | 114   | 1  | 10/10/92   | Will Brown         | Furman                | 5   | 113   | 1  |
| 11/5/04  | Josh Davis        | @ Akron               | 15* | 197   | 1  | 9/12/92  | Troy Brown         | Eastern Illinois      | 6   | 119   | 0  |
| 11/5/04  | Josh Davis        | Buffalo               | 12  | 132   | 1  | 12/21/91   | Ricardo Clark      | Youngstown State#     | 8   | 154   | 1  |
| 10/23/04 | Josh Davis        | @ Western Michigan    | 9   | 170   | 1  | 12/7/91  | Brian Dowler       | Northern Iowa#        | 7   | 186   | 3  |
| 10/25/03 | Darius Watts      | Kent State            | 8   | 144   | 3  | 11/16/91   | Brian Dowler       | VMI                   | 7   | 191   | 2  |
| 10/11/03 | Darius Watts      | Kent State            | 8   | 123   | 1  | 11/16/91   | Troy Brown         | VMI                   | 7   | 248   | 3  |
| 10/11/03 | Darius Watts      | @ Troy State          | 12  | 177   | 1  | 11/9/91  | Brian Dowler       | The Citadel           | 6   | 122   | 1  |
| 9/27/03  | Josh Davis        | Toledo                | 10  | 105   | 1  | 9/28/91  | Brian Dowler       | Brown                 | 7   | 130   | 2  |
| 9/12/03  | Darius Watts      | @ Tennessee           | 6   | 123   | 1  | 11/17/90   | Ricardo Clark      | @ Western Carolina    | 7   | 153   | 1  |
| 9/6/03   | Josh Davis        | @ Tennessee           | 9   | 109   | 1  | 10/10/90   | Andre Motley       | Tennessee-Chattanooga | 12  | 262   | 0  |
| 9/6/03   | Darius Watts      | Hofstra               | 7   | 122   | 1  | 11/18/89   | Eric Ihnat         | @ Georgia Southern    | 6   | 106   | 1  |
| 8/30/03  | Darius Watts      | vs. Louisville\$      | 10  | 137   | 2  | 11/11/89   | Andre Motley       | Western Carolina      | 8   | 130   | 2  |
| 12/18/02 | Denero Marriott   | Toledo%               | 9   | 135   | 2  | 10/28/89   | Percy Moorman      | VMI                   | 3   | 146   | 1  |
| 12/7/02  | Darius Watts      | Ball State            | 10  | 129   | 0  | 10/21/89   | Percy Moorman      | @ Eastern Kentucky    | 6   | 172   | 1  |
| 11/30/02 | Denero Marriott   | Ball State            | 8   | 128   | 0  | 9/9/89   | Andre Motley       | Morehead State        | 7   | 133   | 1  |
| 11/23/02 | Denero Marriott   | @ Ohio                | 6   | 111   | 1  | 12/3/88  | Mike Barber        | Furman                | 6   | 130   | 1  |
| 11/12/02 | Darius Watts      | Miami                 | 9   | 149   | 3  | 11/19/88   | Mike Barber        | @ Youngstown State    | 11  | 119   | 2  |
| 11/2/02  | Josh Davis        | @ Akron               | 8   | 144   | 0  | 10/22/88   | Sean Doctor        | UT-Chattanooga        | 7   | 107   | 2  |
| 10/26/02 | Darius Watts      | @ Central Michigan    | 6   | 126   | 1  | 10/15/88   | Mike Barber        | @ East Tennessee St.  | 12  | 222   | 2  |
| 10/26/02 | Josh Davis        | @ Central Michigan    | 7   | 101   | 0  | 10/8/88  | Mike Barber        | Furman#               | 8   | 117   | 1  |
| 10/26/02 | Denero Marriott   | @ Central Michigan    | 9   | 100   | 1  | 9/17/88  | Mike Barber        | Eastern Kentucky      | 5   | 108   | 0  |
| 10/12/02 | Darius Watts      | Buffalo               | 6   | 102   | 2  | 9/17/88  | Bruce Hammond      | Eastern Kentucky      | 4   | 118   | 1  |
| 10/5/02  | Denero Marriott   | @ Kent State          | 9   | 101   | 0  | 9/10/88  | Mike Barber        | Ohio                  | 5   | 117   | 0  |
| 9/12/02  | Curtis Jones      | @ Virginia Tech       | 11  | 164   | 0  | 9/3/88   | Mike Barber        | @ Morehead State      | 8   | 105   | 0  |
| 8/31/02  | Josh Davis        | Appalachian State     | 11  | 264   | 2  | 12/19/87   | Mike Barber        | vs. NE Louisiana#     | 9   | 195   | 1  |
| 12/19/01 | Denero Marriott   | vs. East Carolina\$   | 15* | 234   | 1  | 12/19/87   | Sean Doctor        | vs. NE Louisiana#     | 9   | 123   | 0  |
| 12/19/01 | Darius Watts      | vs. East Carolina\$   | 7   | 133   | 2  | 12/5/87  | Mike Barber        | Weber State#          | 8   | 116   | 1  |
| 11/30/01 | Denero Marriott   | @ Toledo%             | 10  | 179   | 4  | 11/28/87   | Sean Doctor        | James Madison#        | 9   | 117   | 2  |
| 11/30/01 | Darius Watts      | @ Toledo%             | 9   | 101   | 0  | 11/14/87   | Mike Barber        | Western Carolina      | 14  | 180   | 1  |
| 11/17/01 | Darius Watts      | Ohio                  | 10  | 136   | 4  | 11/14/87   | Sean Doctor        | Western Carolina      | 9   | 163   | 1  |
| 11/10/01 | Denero Marriott   | @ Miami               | 7   | 132   | 1  | 11/7/87  | Sean Doctor        | @ Appalachian State   | 8   | 115   | 0  |
| 11/10/01 | Josh Davis        | @ Miami               | 9   | 102   | 0  | 10/31/87   | Mike Barber        | @ UT-Chattanooga      | 6   | 131   | 2  |
| 11/3/01  | Denero Marriott   | @ Kent State          | 8   | 110   | 0  | 10/24/87   | Sean Doctor        | VMI                   | 9   | 127   | 2  |
| 11/3/01  | Darius Watts      | @ Kent State          | 9   | 107   | 2  | 10/24/87   | Bruce Hammond      | VMI                   | 3   | 111   | 1  |
| 10/27/01 | Darius Watts      | Akron                 | 9   | 144   | 2  | 10/17/87   | Sean Doctor        | East Tennessee State  | 8   | 106   | 0  |
| 10/27/01 | Josh Davis        | Akron                 | 4   | 115   | 1  | 10/10/87   | Mike Barber        | @ Louisville          | 11  | 121   | 1  |
| 10/27/01 | Denero Marriott   | Akron                 | 7   | 108   | 1  | 10/3/87  | Mike Barber        | @ Furman              | 8   | 143   | 1  |
| 10/20/01 | Josh Davis        | Central Michigan      | 10  | 175   | 1  | 9/19/87  | Mike Barber        | @ Eastern Kentucky    | 10  | 180   | 1  |
| 10/20/01 | Darius Watts      | Central Michigan      | 9   | 183   | 1  | 9/5/87   | Mike Barber        | Morehead State        | 5   | 170   | 1  |
| 10/13/01 | Darius Watts      | @ Buffalo             | 7   | 132   | 0  | 11/8/86  | Vincent Bodie      | Appalachian State     | 3   | 119   | 0  |
| 9/29/01  | Darius Watts      | Bowling Green         | 8   | 198   | 2  | 11/1/86  | Mike Barber        | UT-Chattanooga        | 12  | 201   | 2  |
| 9/8/01   | Darius Watts      | Massachusetts         | 9   | 160   | 3  | 11/1/86  | Bruce Hammond      | UT-Chattanooga        | 4   | 118   | 1  |
| 9/1/01   | Darius Watts      | @ Florida             | 6   | 116   | 1  | 10/25/86   | Mike Barber        | Davidson              | 9   | 164   | 2  |
| 11/11/00 | Nate Poole        | Miami                 | 9   | 123   | 1  | 10/18/86   | Mike Barber        | @ East Tennessee St.  | 4   | 116   | 1  |
| 10/28/00 | John Cooper       | @ Akron               | 4   | 119   | 1  | 10/4/86  | Mike Barber        | @ VMI                 | 4   | 115   | 0  |
| 10/21/00 | David Foye        | Kent State            | 15* | 132   | 0  | 9/13/86  | Mike Barber        | @ Ohio                | 7   | 137   | 0  |
| 10/5/00  | Nate Poole        | Western Michigan      | 9   | 121   | 1  | 8/30/86  | Mike Barber        | West Virginia Tech    | 5   | 122   | 2  |
| 10/5/00  | Darius Watts      | Western Michigan      | 6   | 115   | 0  | 11/9/85  | Tim Lewis          | East Tennessee State  | 8   | 117   | 1  |
| 9/30/00  | Lanier Washington | Buffalo               | 7   | 143   | 2  | 9/14/85  | Randy Clarkson     | Ohio                  | 13  | 112   | 2  |
| 11/26/99 | Nate Poole        | Ohio                  | 7   | 131   | 0  | 11/17/84   | Brian Swisher      | @ East Tennessee St.  | 3   | 122   | 1  |
| 11/26/99 | James Williams    | Ohio                  | 3   | 124   | 2  | 11/17/84   | Tim Lewis          | @ East Tennessee St.  | 8   | 101   | 1  |
| 11/13/99 | James Williams    | @ Western Michigan    | 5   | 116   | 1  | 10/27/84   | Robert Surratt     | @ UT-Chattanooga      | 9   | 116   | 1  |
| 10/14/99 | Nate Poole        | Toledo                | 8   | 158   | 0  | 10/13/84   | Robert Surratt     | Appalachian State     | 8   | 106   | 0  |
| 10/2/99  | James Williams    | @ Miami               | 4   | 164   | 2  | 9/29/84  | Brian Swisher      | @ Western Michigan    | 6   | 114   | 1  |
| 9/25/99  | Nate Poole        | Temple                | 10  | 179   | 1  | 9/22/84  | Brian Swisher      | Furman                | 8   | 133   | 1  |
| 9/18/99  | Nate Poole        | Bowling Green         | 7   | 126   | 2  | 9/22/84  | Danny Abercrombie  | Furman                | 11  | 141   | 2  |
| 11/21/98 | Jerrald Long      | Wofford               | 5   | 134   | 2  | 9/15/84  | Tim Lewis          | Eastern Michigan      | 11  | 156   | 1  |
| 9/12/98  | James Williams    | Troy State            | 3   | 147   | 1  | 9/1/84   | Tim Lewis          | West Virginia Tech    | 9   | 142   | 0  |
| 9/5/98   | James Williams    | @ Akron               | 5   | 106   | 0  | 10/17/81   | Darnell Richardson | @ William & Mary      | 9   | 124   | 1  |
| 12/9/97  | Randy Moss        | Toledo%               | 7   | 170   | 3  | 10/18/75   | John Filliez       | @ Villanova           | 11  | 112   | 0  |
| 11/15/97 | Randy Moss        | Ohio                  | 7   | 101   | 1  | 10/9/71  | Lanny Steed        | Northern Illinois     | 7   | 159   | 1  |
| 11/8/97  | Mark Wicks        | Bowling Green         | 4   | 105   | 2  | 9/25/71  | Lanny Steed        | Xavier                | 8   | 113   | 0  |
| 11/1/97  | Randy Moss        | @ Central Michigan    | 7   | 193   | 2  | 11/22/69   | Larry Carter       | Ohio                  | 12  | 156   | 2  |
| 10/25/97 | LaVorn Colclough  | Eastern Michigan      | 12  | 159   | 1  | 10/4/69  | Larry Carter       | Northern Illinois     | 6   | 119   | 1  |
| 10/25/97 | Randy Moss        | Eastern Michigan      | 8   | 124   | 1  | 10/10/64   | Bob Pruett         | Buffalo               | 6   | 193   | 2  |
| 10/18/97 | Randy Moss        | @ Miami               | 10  | 147   | 1  | 11/3/63  | Jim Cure           | @ Ohio                | 6   | 101   | 0  |
| 10/11/97 | Randy Moss        | Akron                 | 6   | 107   | 2  | 10/13/63   | Jim Cure           | @ Kent State          | 7   | 157   | 2  |
| 9/27/97  | Randy Moss        | @ Ball State          | 13  | 205   | 5* | 10/8/55  | Len Hellyer        | @ Western Michigan    | 6   | 106   | 2  |
| 9/13/97  | Randy Moss        | @ Kent State          | 8   | 216   | 3  | Marshall has had two players surpass 100 yards receiving in the same game 19 times, and three players surpass 100 yards in a game twice. |                    |                       |     |       |    |
| 9/6/97   | Randy Moss        | @ Army                | 5   | 186   | 2  | * School Record, \$ Bowl Game, % MAC Championship Game   |                    |                       |     |       |    |
| 12/21/96 | Randy Moss        | Montana#              | 9   | 220   | 4  | # Division I-AA Playoff Game   |                    |                       |     |       |    |
| 11/30/96 | Randy Moss        | Delaware#             | 8   | 288*  | 3  |  |                    |                       |     |       |    |
| 11/16/96 | Randy Moss        | Furman                | 8   | 157   | 1  |  |                    |                       |     |       |    |
| 11/9/96  | Randy Moss        | East Tennessee State  | 6   | 155   | 1  |  |                    |                       |     |       |    |
| 10/26/96 | Randy Moss        | @ Appalachian State   | 5   | 109   | 3  |  |                    |                       |     |       |    |
| 10/19/96 | Tim Martin        | Western Carolina      | 8   | 112   | 2  |  |                    |                       |     |       |    |
| 10/12/96 | Randy Moss        | @ VMI                 | 4   | 135   | 1  |  |                    |                       |     |       |    |
| 10/5/96  | Tim Martin        | Tennessee-Chattanooga | 9   | 139   | 0  |  |                    |                       |     |       |    |
| 11/18/95 | Tim Martin        | Hofstra               | 6   | 160   | 1  |  |                    |                       |     |       |    |
| 9/9/95   | Jermaine Wiggins  | Tennessee Tech        | 5   | 102   | 0  |  |                    |                       |     |       |    |
| 12/3/94  | Tim Martin        | James Madison#        | 6   | 102   | 0  |  |                    |                       |     |       |    |
| 9/24/94  | Tim Martin        | West Virginia State   | 10  | 123   | 3  |  |                    |                       |     |       |    |
| 10/30/93 | Ricky Carter      | @ The Citadel         | 9   | 128   | 1  |  |                    |                       |     |       |    |

# TOTAL OFFENSE RECORDS



▲ Chad Pennington is Marshall's career total offense leader with 13,048 yards from 1995-1999.

## Team Total Offense Records

### Most Net Plays

**Game:** 108 vs. Western Carolina, 1987

**Season:** 1,161 (1987)

### Most Net Yards

**Game:** 789 vs. VMI, 1991

**Season:** 7,287 (1996)

### Most Net Yards Per Play

**Game:** 12.7 vs. VMI, 1991 (789 yards/62 plays)

**Season:** 7.86 (1999)

### Highest Average Total Offense Yards

**Season:** 505.0 (2001)

## Individual Total Offense Records

### Most Net Plays

**Game:** 82 by Byron Leftwich vs. East Carolina, 2001 GMAC Bowl (70 p, 12 r)

**Season:** 687 by Tony Petersen, 1987 (622 pass, 65 rush)

**Career:** 1,855 by Chad Pennington, 1995-1999 (1,619 pass, 236 rush)

### Most Net Yards

**Game:** 566 by Byron Leftwich vs. East Carolina, 2001 GMAC Bowl (576 p, -10 r)

**Season:** 4,737 by Tony Petersen, 1987 (4,902 pass, -165 rush)

**Career:** 13,091 Chad Pennington, 1995-1999 (13,143 pass, -52 rush)

### Most Net Yards Per Play

**Game:** 17.0 by Michael Payton vs. VMI, 1991 (29 plays, 493 yards)

## Year-by-Year Leaders (Bold\* indicates school record)


| Year | Name, Class            | Plays       | Rush-Pass            | Total         | Avg         | TDR        |
|------|------------------------|-------------|----------------------|---------------|-------------|------------|
| 2005 | Bernie Morris, So.     | 291         | 256-1121             | 1,377         | 4.7         | 10         |
| 2004 | Stan Hill, Sr.         | 457         | (-)92-2387           | 2,295         | 5.0         | 18         |
| 2003 | Stan Hill, Jr.         | 221         | 21-1,767             | 1,788         | 8.1         | 17         |
| 2002 | Byron Leftwich, Sr.    | 528         | -1-4,267             | 4,266         | 8.1         | 33         |
| 2001 | Byron Leftwich, Jr.    | 534         | 92-4,132             | 4,224         | 7.9         | <b>40*</b> |
| 2000 | Byron Leftwich, So.    | 539         | 83-3,358             | 3,441         | 6.4         | 22         |
| 1999 | Chad Pennington, Sr.   | 461         | 103-3,799            | 3,902         | 8.4         | 39         |
| 1998 | Chad Pennington, Jr.   | 484         | (-)26-3,419          | 3,393         | 7.0         | 25         |
| 1997 | Chad Pennington, So.   | 483         | (-)59-3,480          | 3,421         | 7.1         | <b>40*</b> |
| 1996 | Eric Kresser, Sr.      | 411         | (-)141-3,407         | 3,266         | 7.9         | 36         |
| 1995 | Chad Pennington, Fr.   | 422         | (-)113-2,445         | 2,332         | 5.5         | 15         |
| 1994 | Todd Donnan, Sr.       | 435         | (-)3-3,019           | 3,016         | 6.9         | 34         |
| 1993 | Todd Donnan, Jr.       | 463         | (-)36-2,591          | 2,555         | 5.5         | 13         |
| 1992 | Michael Payton, Sr.    | 516         | 134-3,610            | 3,744         | 7.3         | 35         |
| 1991 | Michael Payton, Jr.    | 442         | 99-3,392             | 3,491         | 7.9         | 28         |
| 1990 | Michael Payton, So.    | 457         | 44-2,409             | 2,453         | 5.4         | 19         |
| 1989 | John Gregory, Sr.      | 437         | (-)27-2,778          | 2,751         | 6.3         | 27         |
| 1988 | John Gregory, Jr.      | 469         | (-)193-3,127         | 2,934         | 6.3         | 21         |
| 1987 | Tony Petersen, Sr.     | <b>687*</b> | <b>(-)165-4,902*</b> | <b>4,737*</b> | 6.9         | 36         |
| 1986 | Tony Petersen, Jr.     | 237         | (-)68-1,599          | 1,531         | 6.5         | 8          |
| 1985 | Carl Fodor, Sr.        | 458         | (-)124-2,438         | 2,314         | 5.1         | 15         |
| 1984 | Carl Fodor, Jr.        | 444         | (-)112-2,888         | 2,776         | 6.3         | 26         |
| 1983 | Larry Fourquean, Sr.   | 204         | 899-0                | 899           | 4.3         | 2          |
| 1982 | Ted Carpenter, So.     | 161         | (-)11-549            | 538           | 3.3         | 4          |
| 1981 | Larry Fourquean, So.   | 198         | 843-0                | 843           | 4.3         | 2          |
| 1980 | Tony Konopka, Fr.      | 218         | 66-605               | 671           | 3.1         | 5          |
| 1979 | Ron Lear, Fr.          | 242         | 1162-12              | 1,174         | 4.8         | 6          |
| 1978 | Danny Wright, So.      | 284         | 652-469              | 1,121         | 3.9         | 6          |
| 1977 | Bud Nelson, Jr.        | 268         | 145-1,187            | 1,332         | 4.9         | 13         |
| 1976 | Bud Nelson, So.        | 369         | 293-991              | 1,284         | 3.4         | 11         |
| 1975 | Bud Nelson, Fr.        | 339         | 382-972              | 1,354         | 3.9         | 8          |
| 1974 | Bob Tracey, Fr.        | 108         | 408-0                | 408           | 3.8         | 3          |
| 1973 | Reggie Oliver, Sr.     | 290         | 260-1,058            | 1,318         | 4.5         | 8          |
| 1972 | Reggie Oliver, Jr.     | 263         | (-)58-993            | 935           | 3.5         | 5          |
| 1971 | Reggie Oliver, So.     | 241         | 12-835               | 847           | 3.5         | 3          |
| 1970 | Ted Shoebridge, Jr.    | 262         | 114-1,000            | 1,114         | 4.2         | 8          |
| 1969 | Ted Shoebridge, So.    | 340         | 136-1,620            | 1,756         | 5.1         | 19         |
| 1968 | John Oertel, Jr.       | 261         | (-)148-1,251         | 1,103         | 4.2         | 11         |
| 1967 | Charlie Jones, Jr.     | 160         | 535-0                | 535           | 3.3         | 2          |
| 1966 | Andrew Socha, Sr.      | 151         | 735-0                | 735           | 4.9         | 4          |
| 1965 | Mickey Jackson, Jr.    | 186         | 704-0                | 704           | 3.7         | 16         |
| 1964 | Howard Lee Miller, Jr. | 207         | (-)55-962            | 907           | 4.3         | 3          |
| 1963 | Howard Lee Miller, So. | 206         | 45-993               | 1,038         | 5.0         | 5          |
| 1962 | Bob Hamlin, Sr.        | 271         | 166-1,104            | 1,270         | 4.7         | 7          |
| 1961 | Ralph May, Sr.         | 158         | 117-503              | 620           | 3.9         | 5          |
| 1960 | Ralph May, Jr.         | 141         | 20-508               | 528           | 3.7         | 2          |
| 1959 | Jim Maddox, Sr.        | 180         | 310-380              | 690           | 3.8         | 6          |
| 1958 | Bob Wagner, Sr.        | 86          | 196-287              | 483           | 5.6         | 7          |
| 1957 | Bob Wagner, Jr.        | 136         | 277-459              | 736           | 5.4         | 10         |
| 1956 | Bill Zban, Sr.         | 100         | 9-517                | 526           | 5.3         | 6          |
| 1955 | Len Hellyer, Jr.       | 84          | 737-0                | 737           | <b>8.8*</b> | 8          |
| 1954 | Fred Freeman, So.      | 109         | 606-0                | 606           | 5.5         | 4          |
| 1953 | John Chmara, Sr.       | 136         | (-)51-705            | 654           | 4.8         | 6          |
| 1952 | Len Hellyer, Fr.       | 109         | 498-0                | 498           | 4.6         | N/A        |
| 1951 | Ogden Thomas, Jr.      | 190         | 174-793              | 967           | 5.1         | 9          |
| 1950 | Ed Prelaz, So.         | 117         | 543-0                | 543           | 4.6         | 0          |

# TOTAL OFFENSE RECORDS

## Top Career Performances

### Total Offense (Top 20)

|     |        |                  |         |
|-----|--------|------------------|---------|
| 1.  | 13,048 | Chad Pennington  | 1995-99 |
| 2.  | 12,084 | Byron Leftwich   | 1998-02 |
| 3.  | 9,704  | Michael Payton   | 1989-92 |
| 4.  | 7,057  | Todd Donnan      | 1991-94 |
| 5.  | 6,720  | John Gregory     | 1986-89 |
| 6.  | 6,377  | Carl Fodor       | 1982-85 |
| 7.  | 6,268  | Tony Petersen    | 1986-87 |
| 8.  | 5,924  | Chris Parker     | 1991-95 |
| 9.  | 4,705  | Stan Hill        | 2001-04 |
| 10. | 4,203  | Bud Nelson       | 1975-78 |
| 11. | 4,016  | Doug Chapman     | 1995-99 |
| 12. | 3,903  | Ron Darby        | 1986-89 |
| 13. | 3,900  | Jackie Hunt      | 1939-41 |
| 14. | 3,268  | Eric Kresser     | 1996    |
| 15. | 3,100  | Reggie Oliver    | 1971-73 |
| 16. | 2,870  | Ted Shoebridge   | 1969-70 |
| 17. | 2,724  | Glenn Pedro      | 1990-93 |
| 18. | 2,694  | Franklin Wallace | 2000-03 |
| 19. | 2,357  | Erik Thomas      | 1993-96 |
| 20. | 2,232  | Larry Fourquean  | 1980-83 |



▲ Franklin "Butchie" Wallace posted nine 100-yard rushing games in his career and ranks 18th all-time in total offense.

## Top Single-Season Performances

### Total Offense (Top 20)

|     |       |                 |      |
|-----|-------|-----------------|------|
| 1.  | 4,737 | Tony Petersen   | 1987 |
| 2.  | 4,267 | Byron Leftwich  | 2002 |
| 3.  | 4,224 | Byron Leftwich  | 2001 |
| 4.  | 3,902 | Chad Pennington | 1999 |
| 5.  | 3,744 | Michael Payton  | 1992 |
| 6.  | 3,491 | Michael Payton  | 1991 |
| 7.  | 3,421 | Chad Pennington | 1997 |
| 8.  | 3,393 | Chad Pennington | 1998 |
| 9.  | 3,358 | Byron Leftwich  | 2000 |
| 10. | 3,206 | Eric Kresser    | 1996 |
| 11. | 3,016 | Todd Donnan     | 1994 |
| 12. | 2,776 | Carl Fodor      | 1984 |
| 13. | 2,751 | John Gregory    | 1989 |
| 14. | 2,555 | Todd Donnan     | 1993 |
| 15. | 2,416 | Michael Payton  | 1990 |
| 16. | 2,332 | Chad Pennington | 1995 |
| 17. | 2,314 | Carl Fodor      | 1985 |
| 18. | 2,295 | Stan Hill       | 2004 |
| 19. | 1,833 | Chris Parker    | 1995 |
| 20. | 1,788 | Stan Hill       | 2003 |



▲ Ron Darby led the Herd rushing attack in 1987 and 1988.

# ALL-PURPOSE RECORDS



▲ Troy Brown, a three-time Super Bowl champion with the New England Patriots, is the Marshall single-season all-purpose yards record holder.

## Individual All-Purpose Records

### Most All-Purpose Attempts

**Game:** 54 by Ron Darby vs. Western Carolina, 1988 (47 rush, 4 rec, 3 kick ret)

**Season:** 371 by Chris Parker, 1995 (349 rush, 21 rec, 1 kick ret)

**Career:** 1,200 by Chris Parker, 1992-1995 (1,119 rush, 80 rec, 11 kick ret)

### Most All-Purpose Yards

**Game:** 348 by Randy Moss vs. Delaware, 1996 (288 rec, 60 kick return)

**Season:** 2,641 by Troy Brown, 1992

**Career:** 7,145 by Chris Parker, 1992-1995

## Top Single-Season Performances

### All-Purpose Yards (Top 10) (Rush, Receiving, Punt & Kick Return)

|     |       |                                |      |
|-----|-------|--------------------------------|------|
| 1.  | 2,639 | Troy Brown (158-1,652-200-629) | 1992 |
| 2.  | 2,178 | Randy Moss (2-1,647-266-263)   | 1997 |
| 3.  | 2,350 | Randy Moss (29-1,709-0-612)    | 1996 |
| 4.  | 2,251 | Chris Parker (1,750-340-0-161) | 1993 |
| 5.  | 2,204 | Chris Parker (1,728-411-0-65)  | 1994 |
| 6.  | 2,148 | Ron Darby (1,506-191-0-451)    | 1987 |
| 7.  | 2,028 | Chris Parker (1,833-171-0-24)  | 1995 |
| 8.  | 1,899 | Troy Brown (21-882-421-575)    | 1991 |
| 9.  | 1,890 | Mike Barber (12-1,757-10-111)  | 1987 |
| 10. | 1,675 | Ron Darby (1,282-192-0-201)    | 1988 |

## Top Career Performances

### All-Purpose Yards (Top 10) (Rush, Receiving, Punt & Kick Return)

|     |       |              |         |
|-----|-------|--------------|---------|
| 1.  | 7,145 | Chris Parker | 1992-95 |
| 2.  | 5,747 | Ron Darby    | 1986-89 |
| 3.  | 5,062 | Tim Martin   | 1993-96 |
| 4.  | 4,790 | Doug Chapman | 1996-99 |
| 5.  | 4,528 | Randy Moss   | 1996-97 |
| 6.  | 4,480 | Troy Brown   | 1991-92 |
| 7.  | 4,473 | Darius Watts | 2000-03 |
| 8.  | 4,466 | Mike Barber  | 1985-88 |
| 9.  | 4,279 | Josh Davis   | 2001-04 |
| 10. | 3,970 | Ray Crisp    | 1975-78 |

## Year-by-Year Leaders (Bold\* indicates school record)

| Year | Name, Class          | Games | Yards         | Avg           |
|------|----------------------|-------|---------------|---------------|
| 2005 | Ahmad Bradshaw, So.  | 11    | 1,378         | 125.3         |
| 2004 | Ahmad Bradshaw, Fr.  | 10    | 1,079         | 107.9         |
| 2003 | Earl Charles, Jr.    | 12    | 1,545         | 128.8         |
| 2002 | Josh Davis, So.      | 13    | 1,304         | 100.3         |
| 2001 | Darius Watts, So.    | 12    | 1,456         | 121.3         |
| 2000 | Darius Watts, Fr.    | 11    | 871           | 79.2          |
| 1999 | James Williams, Sr.  | 12    | 1,379         | 114.9         |
| 1998 | Doug Chapman, Jr.    | 12    | 1,409         | 117.4         |
| 1997 | Randy Moss, So.      | 12    | 2,176         | <b>181.3*</b> |
| 1996 | Randy Moss, Fr.      | 15    | 2,350         | 156.7         |
| 1995 | Chris Parker, Sr.    | 15    | 2,028         | 135.2         |
| 1994 | Chris Parker, Jr.    | 14    | 2,204         | 157.4         |
| 1993 | Chris Parker, So.    | 15    | 2,251         | 150.1         |
| 1992 | Troy Brown, Sr.      | 15    | <b>2,641*</b> | 176.1         |
| 1991 | Troy Brown, Jr.      | 15    | 1,839         | 122.6         |
| 1990 | Ricardo Clark, Sr.   | 11    | 1,101         | 100.1         |
| 1989 | Ron Darby, Sr.       | 11    | 1,180         | 107.3         |
| 1988 | Ron Darby, Jr.       | 13    | 1,675         | 128.9         |
| 1987 | Ron Darby, So.       | 15    | 2,148         | 143.2         |
| 1986 | Mike Barber, Jr.     | 11    | 1,234         | 112.2         |
| 1985 | Randy Clarkson, Sr.  | 11    | 795           | 72.3          |
| 1984 | Robert Surratt, Sr.  | 11    | 1,105         | 100.5         |
| 1983 | Larry Fourquean, Sr. | 11    | 1,018         | 92.2          |
| 1982 | Gilbert Orr, Sr.     | 11    | 549           | 49.9          |
|      | Tony Stott, Jr.      | 11    | 549           | 49.9          |
| 1981 | Larry Fourquean, So. | 11    | 884           | 80.4          |
| 1980 | Larry Fourquean, Fr. | 11    | 729           | 66.3          |
| 1979 | Ron Lear, Fr.        | 11    | 1,182         | 107.5         |
| 1978 | Ray Crisp, Sr.       | 6     | 655           | 109.2         |
| 1977 | Ray Crisp, Jr.       | 11    | 1,555         | 141.4         |
| 1976 | Mike Bailey, So.     | 11    | 862           | 78.4          |
| 1975 | Ray Crisp, Fr.       | 11    | 1,234         | 112.2         |
| 1974 | Ned Burks, Sr.       | 11    | 788           | 71.6          |
| 1973 | Bob Tracey, Fr.      | 11    | 1,018         | 92.5          |
| 1972 | Jim Mercer, Fr.      | 11    | 445           | 40.5          |
| 1971 | Lanny Steed, So.     | 11    | 515           | 46.8          |

## All-Purpose Yards Per Game - Career

|     |       |   |         |
|-----|-------|---|---------|
| 1.  | 167.7 | Randy Moss (27 games - 4,528 yards)       | 1996-97 |
| 2.  | 149.3 | Troy Brown (30 games - 4,480 yards)       | 1991-92 |
| 3.  | 120.9 | Chris Parker (59 games - 7,134 yards)     | 1992-95 |
| 4.  | 117.3 | Ron Darby (49 games - 5,747 yards)        | 1986-89 |
| 5.  | 116.8 | John Hurst (10 games - 1,168 yards)       | 1969    |
| 6.  | 101.8 | Ray Crisp (39 games - 3,970 yards)        | 1975-78 |
| 7.  | 99.9  | Doug Chapman (48 games - 4,790 yards)     | 1996-99 |
| 8.  | 95.2  | Darius Watts (47 games - 4,473 yards)     | 2000-03 |
| 9.  | 91.1  | James Williams (24 games - 2,186 yards)   | 1998-99 |
| 10. | 90.4  | Tim Martin (56 games - 5,062 yards)       | 1993-96 |
| 11. | 89.3  | Mike Barber (50 games - 4,466 yards)      | 1985-88 |
| 12. | 87.3  | Josh Davis (49 games - 4,279 yards)       | 2001-04 |
| 13. | 82.2  | C.W. Geiger (17 games - 1,397 yards)      | 1977-78 |
| 14. | 80.1  | Orlando Hatchett (43 games - 3,446 yards) | 1989-92 |
| 15. | 79.1  | Mickey Jackson (30 games - 2,372 yards)   | 1964-66 |



▲ Pat Velarde holds the school record for highest career average per punt (43.4 yards per punt).

## Team Punting Records

### Most Punts

**Game:** 14 vs. Cincinnati, 1938; vs. Western Michigan, 1972

**Season:** 90 (1985)

### Most Punting Yardage

**Game:** 598 vs. Cincinnati, 1938; vs. Louisville, 1968

### Highest Average Per Punt

**Game:** 63.0 at Toledo, 2001

**Season:** 45.1 (1994); 37 punts

### Most Opponents Punts Blocked

**Season:** 3 (1973; 1987)

## Individual Punting Records

### Most Punts

**Game:** 14 by Bob Eshbaugh vs. Western Michigan, 1972

**Season:** 88 by Mike Salmons, 1985

**Career:** 236 by Bob Eshbaugh, 1971-1974

### Highest Average Per Punt

**Game:** 63.0 by Curtis Head at Toledo, 2001

**Season:** 45.1 by Travis Colquitt, 1994

**Career:** 43.4 by Pat Velarde, 1982-1983

### Longest Punt

**Game:** 79 by John Arnold vs. Temple, 1974

## Top Single-Season Performances

### Punts (Top 10)

|     |    |                 |      |
|-----|----|-----------------|------|
| 1.  | 88 | Mike Salmons    | 1985 |
| 2.  | 79 | George Hummel   | 1967 |
| 3.  | 73 | Bob Eshbaugh    | 1971 |
|     | 73 | John Huth       | 1979 |
| 5.  | 70 | Charlie Perry   | 1976 |
| 6.  | 68 | Mike Salmons    | 1984 |
|     | 68 | Travis Colquitt | 1993 |
| 8.  | 66 | Brian Dowler    | 1991 |
| 9.  | 64 | Ian O'Connor    | 2004 |
| 10. | 63 | Chris Hanson    | 1995 |

### Punting Average (Top 10)

|     |      |                 |      |
|-----|------|-----------------|------|
| 1.  | 45.1 | Travis Colquitt | 1994 |
| 2.  | 44.6 | Pat Velarde     | 1983 |
| 3.  | 44.5 | Chris Hanson    | 1996 |
| 4.  | 44.4 | Curtis Head     | 2001 |
| 5.  | 44.1 | Bob Hartley     | 1949 |
| 6.  | 43.1 | Curtis Head     | 2002 |
| 7.  | 42.3 | Pat Velarde     | 1982 |
| 8.  | 42.2 | Kenny Wheeler   | 1950 |
| 9.  | 41.1 | Curtis Head     | 1999 |
| 10. | 40.8 | Skip Williams   | 1968 |

## Year-by-Year Leaders (Bold\* indicates school record)

| Year | Name, Class            | No         | Yards         | Avg          |
|------|------------------------|------------|---------------|--------------|
| 2005 | Marty Biagi, Fr.       | 61         | 2,343         | 38.4         |
| 2004 | Ian O'Connor, So.      | 64         | 2,586         | 40.4         |
| 2003 | Ben Lewis, Sr.         | 24         | 824           | 34.3         |
|      | Klint Rose, Fr.        | 22         | 848           | 38.5         |
| 2002 | Curtis Head, Sr.       | 42         | 1,809         | 43.1         |
| 2001 | Curtis Head, Jr.       | 45         | 1,996         | 44.4         |
| 2000 | Curtis Head, So.       | 60         | 2,444         | 40.7         |
| 1999 | Curtis Head, Fr.       | 48         | 1,974         | 41.1         |
| 1998 | Chris Hanson, Sr.      | 52         | 1,966         | 37.8         |
| 1997 | Chris Hanson, Jr.      | 53         | 2,127         | 40.1         |
| 1996 | Chris Hanson, So.      | 52         | 2,312         | 44.5         |
| 1995 | Chris Hanson, Fr.      | 63         | 2,352         | 37.3         |
| 1994 | Travis Colquitt, Sr.   | 37         | 1,668         | 45.1         |
| 1993 | Travis Colquitt, Jr.   | 68         | 2,725         | 40.1         |
| 1992 | Travis Colquitt, So.   | 43         | 1,727         | 40.2         |
| 1991 | Brian Dowler, Sr.      | 66         | 2,615         | 39.6         |
| 1990 | Brian Dowler, Jr.      | 56         | 2,173         | 38.8         |
| 1989 | J.R. McVicker, Sr.     | 45         | 1,769         | 39.3         |
| 1988 | Gregg Supsura, So.     | 63         | 2,187         | 34.7         |
| 1987 | Todd Fugate, Sr.       | 60         | 2,345         | 39.1         |
| 1986 | Todd Fugate, Jr.       | 59         | 2,270         | 38.5         |
| 1985 | Mike Salmons, Sr.      | <b>88*</b> | <b>3,337*</b> | 37.9         |
| 1984 | Mike Salmons, Jr.      | 68         | 2,755         | 40.5         |
| 1983 | Pat Velarde, Sr.       | 64         | 2,853         | <b>44.6*</b> |
| 1982 | Pat Velarde, Jr.       | 66         | 2,791         | 42.3         |
| 1981 | Terry Echols, So.      | 49         | 1,523         | 31.1         |
| 1980 | Terry Echols, Fr.      | 58         | 2,054         | 35.4         |
| 1979 | John Huth, So.         | 73         | 2,751         | 37.7         |
| 1978 | John Huth, Fr.         | 63         | 2,458         | 39.0         |
| 1977 | Charlie Perry, So.     | 56         | 2,051         | 36.6         |
| 1976 | Charlie Perry, Fr.     | 70         | 2,526         | 36.1         |
| 1975 | John Arnold, So.       | 36         | 1,278         | 35.5         |
| 1974 | Bob Eshbaugh, Sr.      | 52         | 1,986         | 38.2         |
| 1973 | Bob Eshbaugh, Jr.      | 61         | 2,262         | 37.1         |
| 1972 | Bob Eshbaugh, So.      | 50         | 1,785         | 35.7         |
| 1971 | Bob Eshbaugh, Fr.      | 73         | 2,740         | 37.5         |
| 1970 | Marcelo Lajterman, So. | 60         | 2,319         | 38.6         |
| 1969 | Skipper Williams, Sr.  | 68         | 2,607         | 38.3         |
| 1968 | Skipper Williams, Jr.  | 61         | 2,492         | 40.8         |
| 1967 | George Hummel, Jr.     | 79         | 2,596         | 32.9         |
| 1966 | George Hummel, So.     | 53         | 1,851         | 34.9         |
| 1965 | Jack Rowe, So.         | 43         | 1,407         | 32.7         |
| 1964 | John Bentley, Sr.      | 51         | 1,825         | 35.8         |
| 1963 | Richard Fillmore, Sr.  | 45         | 1,666         | 37.5         |
| 1962 | John Griffin, Jr.      | 41         | 1,443         | 35.2         |
| 1961 | Richard Thomas, Sr.    | 58         | 1,834         | 31.6         |
| 1960 | Richard Thomas, Jr.    | 51         | 1,586         | 31.0         |
| 1959 | Bob Wilson, Sr.        | 25         | 889           | 35.5         |
| 1958 | Paul Miller, Jr.       | 22         | 780           | 35.4         |
| 1957 | Cagle Curtis, Sr.      | 23         | 716           | 31.1         |
| 1956 | George Templin, Sr.    | 20         | 719           | 35.9         |
| 1955 | George Templin, Jr.    | 19         | 665           | 35.0         |
| 1954 | George Templin, So.    | 6          | 236           | 39.3         |
| 1953 | Paul Long, Sr.         | 38         | 1,381         | 36.3         |
| 1952 | Paul Long, Jr.         | 46         | 1,156         | 33.8         |
| 1951 | Kenneth Wheeler, Sr.   | 36         | 1,207         | 33.5         |
| 1950 | Kenneth Wheeler, Jr.   | 45         | 1,901         | 42.2         |



# SCORING RECORDS

## Team Scoring Records

### Most Total Points

**Game:** 101 vs. Kentucky Wesleyan, 1916

**Season:** 658 (1996)

### Most Touchdowns

**Game:** 15 vs. Kentucky Wesleyan, 1916

**Season:** 87 (1996)

### Most PAT Kicks Made

**Game:** 10 vs. Morehead State, 1991; vs. Wilmington, 1914

**Season:** 82 (1996/82-of-82)

### Most Field Goals Made

**Game:** 4 vs. East Tennessee State, 1993; vs. The Citadel, 1995; vs. Miami, 1999

**Season:** 19 (1988/19-of-27); 1993 (19-of-25); 1995 (19-of-27)

### Most Two-Point Conversions

**Season:** 5 (1962)

### Largest Margin of Victory

**Game:** 101-0 vs. Kentucky Wesleyan, 1916

### Largest Non-Shutout Victory

**Game:** 71-7 vs. Morehead State, 1994

### Worst Non-Shutout Defeat

**Game:** 66-6 vs. Miami University, 1971

### Most Points Scored in Defeat

**Game:** 42 vs. Louisiana-Monroe (43-42, 1987 I-AA Championship Game)

### Fewest Points in Victory

**Game:** 3 vs. Muskingum (3-0), 1924

### Most Points Combined by Both Teams

**Game:** 101 vs. Kentucky Wesleyan, 1916;

125\* vs. East Carolina, 2001 GMAC Bowl

### Fewest Points Scored

**Season:** 0 (1920), 8 games

### Fewest Points Allowed

**Season:** 0 (1901), 3 games

### Most Points Allowed

**Season:** 389 (1977)

## Individual Scoring Records

### Most Total Points

**Game:** 38 by Doug Freutal vs. Greenbrier Military Academy, 1919

**Season:** 174 by Randy Moss, 1996

**Career:** 418 by Chris Parker, 1992-1995

### Most Touchdowns

**Game:** 6 by Wilbur Fisher vs. Kentucky Wesleyan, 1916

**Season:** 29 by Randy Moss, 1996

**Career:** 71 by Chris Parker, 1992-1995

### Most PAT Kicks Made

**Game:** 10 by Dewey Klein vs. Morehead State, 1991;

by William Nagle vs. Wilmington, 1914

**Season:** 82 by Tim Openlander, 1996

**Career:** 211 by Tim Openlander, 1994-1996

### Most Field Goals Made

**Game:** 4 by David Merrick vs. East Tennessee State, 1993;

by Tim Openlander vs. The Citadel, 1995; by Billy Malashevich vs. Miami, 1999

**Season:** 19 by Dewey Klein, 1988 (19-of-27);

by David Merrick, 1993 (19-of-25); by Tim Openlander, 1995 (19-of-27)

**Career:** 54 by Dewey Klein, 1988-1991 (54-of-77)

**Longest Field Goal:** 59 by Barry Childers vs. Western Carolina, 1980

## Year-by-Year Leaders (Bold\* indicates school record)

| Year | Name, Class   | TD         | PAT        | 2-PT | FG         | TP          |
|------|---|------------|------------|------|------------|-------------|
| 2005 | Ahmad Bradshaw, So.   | 10         | 0          | 0    | 0          | 60          |
| 2004 | Ian O'Connor, So.   | 0          | 31         | 0    | 14         | 73          |
| 2003 | Earl Charles, Jr.   | 12         | 0          | 0    | 0          | 72          |
| 2002 | Curtis Head, Sr.  | 0          | 49         | 0    | 16         | 97          |
| 2001 | Darius Watts, So.   | 18         | 0          | 2    | 0          | 112         |
| 2000 | J.R. Jenkins, Sr.   | 0          | 40         | 0    | 14         | 82          |
| 1999 | James Williams, Sr.   | 14         | 0          | 0    | 0          | 84          |
| 1998 | Doug Chapman, Jr.   | 18         | 0          | 1    | 0          | 110         |
| 1997 | Randy Moss, So.   | 25         | 0          | 1    | 0          | 152         |
| 1996 | Randy Moss, Fr.   | <b>29*</b> | 0          | 0    | 0          | <b>174*</b> |
| 1995 | Tim Openlander, Jr.   | 0          | <b>58*</b> | 0    | <b>19*</b> | 115         |
| 1994 | Chris Parker, Jr.   | 24         | 0          | 1    | 0          | 146         |
| 1993 | Chris Parker, So.   | 24         | 0          | 0    | 0          | 144         |
| 1992 | Troy Brown, Sr.   | 19         | 0          | 1    | 0          | 116         |
| 1991 | Dewey Klein, Sr.  | 0          | 61         | 0    | 15         | 106         |
| 1990 | Dewey Klein, Jr.  | 0          | 34         | 0    | 8          | 58          |
| 1989 | Dewey Klein, So.  | 0          | 32         | 0    | 12         | 68          |
| 1988 | Dewey Klein, Fr.  | 0          | 41         | 0    | 19         | 98          |
| 1987 | Ron Darby, So.  | 16         | 0          | 0    | 0          | 96          |
| 1986 | Kevin Gault, Jr.  | 0          | 34         | 0    | 10         | 64          |
| 1985 | John Mitchell, Fr.  | 0          | 23         | 0    | 10         | 53          |
| 1984 | Robert Surratt, Sr.   | 10         | 0          | 0    | 0          | 60          |
| 1983 | Scott LaTulipe, Jr.   | 0          | 25         | 0    | 8          | 49          |
| 1982 | Scott LaTulipe, So.   | 0          | 9          | 0    | 10         | 39          |
| 1981 | Darnel Richardson, Sr.                                      | 3          | 0          | 1    | 0          | 20          |
| 1980 | Barry Childers, Fr.   | 0          | 9          | 0    | 14         | 51          |
| 1979 | Ron Lear, Fr.   | 6          | 0          | 0    | 0          | 36          |
| 1978 | Todd Elwood, Jr.  | 4          | 0          | 0    | 0          | 24          |
| 1977 | C.W. Geiger, Jr.  | 6          | 0          | 2    | 0          | 40          |
|      | Todd Elwood, So.  | 6          | 0          | 2    | 0          | 40          |
| 1976 | Ed Hamrick, So.   | 0          | 10         | 0    | 7          | 31          |
| 1975 | John Filliez, Jr.   | 7          | 0          | 0    | 0          | 42          |
| 1974 | Ned Burks, Sr.  | 5          | 0          | 1    | 0          | 32          |
| 1973 | Jon Lockett, So.  | 9          | 0          | 0    | 0          | 54          |
| 1972 | Larry McCoy, Fr.  | 0          | 12         | 0    | 3          | 21          |
| 1971 | Dave Walsh, So.   | 2          | 0          | 0    | 0          | 12          |
|      | Felix Jordan, Jr.   | 2          | 0          | 0    | 0          | 12          |
| 1970 | Marcelo Lajterman, So.                                      | 0          | 15         | 0    | 7          | 36          |
| 1969 | John Hurst, Sr.   | 5          | 23         | 0    | 4          | 65          |
| 1968 | Jeff Terns, Jr.   | 7          | 0          | 0    | 0          | 42          |
| 1967 | 3 Tied with 12 (Charlie Jones, Jim Shook, and George Riggs) |            |            |      |            |             |
| 1966 | Mickey Jackson, Sr.   | 8          | 0          | 1    | 0          | 50          |
| 1965 | Mickey Jackson, Jr.   | 16         | 0          | 0    | 0          | 96          |
| 1964 | Jack Mahone, Sr.  | 9          | 0          | 0    | 0          | 54          |
| 1963 | Jack Mahone, Jr.  | 5          | 0          | 1    | 0          | 32          |
| 1962 | 4 Tied with 18  |            |            |      |            |             |
| 1961 | Millard Fleming, Jr.  | 3          | 0          | 0    | 0          | 18          |
|      | Jasper Wright, Jr.  | 3          | 0          | 0    | 0          | 18          |
| 1960 | Jasper Wright, So.  | 3          | 0          | 0    | 0          | 18          |
| 1959 | Jim Maddox, Sr.   | 5          | 0          | 1    | 0          | 32          |
| 1958 | Bob Wagner, Sr.   | 4          | 0          | 2    | 0          | 28          |
| 1957 | Raymon Dunlap, Sr.  | 5          | 0          | 0    | 0          | 30          |
| 1957 | Cagle Curtis, Sr.   | 5          | 0          | 0    | 0          | 30          |
| 1956 | Raymond Dunlap, Jr.   | 6          | 0          | 0    | 0          | 36          |
| 1955 | Len Hellyer, Jr.  | 11         | 0          | 0    | 0          | 66          |
| 1954 | Don Adkins, So.   | 9          | 0          | 0    | 0          | 54          |
| 1953 | Jim Swierczek, Sr.  | 6          | 0          | 0    | 0          | 36          |
| 1952 | Jim Swierczek, Jr.  | 9          | 0          | 0    | 0          | 54          |
| 1951 | John Vaglianti, Sr.   | 9          | 0          | 0    | 0          | 54          |
| 1950 | Frank Mazza, Jr.  | 4          | 0          | 0    | 0          | 24          |
| 1947 | Marvin Wetzell, So.   | 18         | 0          | 0    | 0          | 108         |
| 1941 | Courtney Driscoll, Sr.                                      | 12         | 0          | 0    | 0          | 72          |
| 1940 | Jackie Hunt, Jr.  | 27         | 0          | 0    | 0          | 162         |
| 1939 | Boot Elkins, Jr.  | 15         | 0          | 0    | 0          | 90          |
| 1934 | John Zontini, Sr.   | 6          | 3          | 0    | 0          | 39          |
| 1933 | John Zontini, Jr.   | 7          | 0          | 0    | 0          | 35          |
| 1932 | John Zontini, So.   | 7          | 0          | 0    | 0          | 35          |
| 1931 | John Zontini, Fr.   | 7          | 0          | 0    | 0          | 42          |
| 1930 | Tom Stark, Sr.  | 11         | 0          | 0    | 0          | 66          |
| 1929 | Ramey Hunter, Fr.   | 5          | 0          | 0    | 0          | 30          |
| 1928 | Tom Stark, So.  | 12         | 0          | 0    | 0          | 72          |
| 1927 | Tom Stark, Fr.  | 14         | 0          | 0    | 0          | 84          |
| 1926 | Clarence Bunten   | 5          | 0          | 0    | 0          | 30          |
| 1919 | Doug Freutal, Sr.   | 17         | 9          | 1    | 0          | 113         |
| 1916 | Bradley Workman, Sr.  | 15         | 0          | 0    | 0          | 90          |

# SCORING RECORDS

## Top Single-Season Performances

### Touchdowns Scored (Top 20)

|     |    |                 |      |
|-----|----|-----------------|------|
| 1.  | 29 | Randy Moss      | 1996 |
| 2.  | 27 | Jackie Hunt     | 1940 |
| 3.  | 25 | Randy Moss      | 1997 |
| 4.  | 24 | Chris Parker    | 1993 |
|     | 24 | Chris Parker    | 1994 |
| 6.  | 19 | Troy Brown      | 1992 |
|     | 19 | Chris Parker    | 1995 |
| 8.  | 18 | Darius Watts    | 2001 |
|     | 18 | Doug Chapman    | 1998 |
|     | 18 | Marvin Wetzel   | 1947 |
| 11. | 17 | Doug Freutal    | 1919 |
| 12. | 16 | Ron Darby       | 1988 |
|     | 16 | Ron Darby       | 1987 |
|     | 16 | Noel Workman    | 1916 |
|     | 16 | Mickey Jackson  | 1965 |
|     | 16 | Doug Chapman    | 1996 |
| 17. | 15 | Keith Baxter    | 1987 |
|     | 15 | "Boot" Elkins   | 1938 |
|     | 15 | Bradley Workman | 1916 |
| 20. | 14 | James Williams  | 1999 |

### Points Scored (Top 20)

|     |     |                |      |
|-----|-----|----------------|------|
| 1.  | 174 | Randy Moss     | 1996 |
| 2.  | 162 | Jackie Hunt    | 1940 |
| 3.  | 152 | Randy Moss     | 1997 |
| 4.  | 146 | Chris Parker   | 1994 |
| 5.  | 144 | Chris Parker   | 1993 |
| 6.  | 130 | Tim Openlander | 1996 |
| 7.  | 116 | Troy Brown     | 1992 |
| 8.  | 115 | Tim Openlander | 1995 |
| 9.  | 114 | Chris Parker   | 1995 |
| 10. | 113 | Doug Freutal   | 1919 |
| 11. | 112 | Darius Watts   | 2001 |
| 12. | 110 | Doug Chapman   | 1998 |
| 13. | 108 | Marvin Wetzel  | 1947 |
| 14. | 106 | Dewey Klein    | 1991 |
| 15. | 103 | Dave Merrick   | 1992 |
| 16. | 102 | Dave Merrick   | 1993 |
|     | 102 | Noel Workman   | 1916 |
| 18. | 98  | Dewey Klein    | 1988 |
| 19. | 97  | Curtis Head    | 2002 |
| 20. | 96  | Ron Darby      | 1988 |
|     | 96  | Ron Darby      | 1987 |
|     | 96  | Mickey Jackson | 1965 |
|     | 96  | Doug Chapman   | 1996 |

## Top Career Performances

### Touchdowns Scored (Top 20)

|     |    |                  |         |
|-----|----|------------------|---------|
| 1.  | 71 | Chris Parker     | 1992-95 |
| 2.  | 57 | Doug Chapman     | 1996-99 |
| 3.  | 54 | Randy Moss       | 1996-97 |
| 4.  | 47 | Darius Watts     | 2000-03 |
| 5.  | 43 | Jackie Hunt      | 1939-41 |
| 6.  | 41 | Ron Darby        | 1986-89 |
| 7.  | 37 | Tom Stark        | 1927-30 |
| 8.  | 33 | Glenn Pedro      | 1990-93 |
| 9.  | 32 | Franklin Wallace | 2000-03 |
| 10. | 31 | Troy Brown       | 1991-92 |
| 11. | 29 | Orlando Hatchett | 1989-92 |
| 12. | 27 | Tim Martin       | 1993-96 |
| 13. | 26 | Mike Barber      | 1985-88 |
|     | 26 | Erik Thomas      | 1993-96 |
| 15. | 25 | Josh Davis       | 2001-04 |
| 16. | 24 | Mickey Jackson   | 1964-66 |
| 17. | 22 | Jim Swierczek    | 1951-53 |
|     | 22 | Marvin Wetzel    | 1947-49 |
|     | 18 | LaVorn Colclough | 1995-98 |
|     | 18 | Nate Poole       | 1997-00 |


### Points Scored (Top 20)

|     |     |                   |         |
|-----|-----|-------------------|---------|
| 1.  | 428 | Chris Parker      | 1992-95 |
| 2.  | 344 | Doug Chapman      | 1996-99 |
| 3.  | 337 | Tim Openlander    | 1994-96 |
| 4.  | 330 | Dewey Klein       | 1988-91 |
| 5.  | 326 | Randy Moss        | 1996-97 |
| 6.  | 286 | Darius Watts      | 2000-03 |
| 7.  | 258 | Jackie Hunt       | 1939-41 |
| 8.  | 246 | Ron Darby         | 1986-89 |
| 9.  | 230 | Tom Stark         | 1927-30 |
| 10. | 205 | Dave Merrick      | 1992-93 |
| 11. | 198 | Glenn Pedro       | 1990-93 |
| 12. | 192 | Franklin Wallace  | 2000-03 |
| 13. | 188 | Troy Brown        | 1991-92 |
| 14. | 181 | Curtis Head       | 1999-02 |
| 15. | 180 | Billy Malashevich | 1997-99 |
| 16. | 174 | Orlando Hatchett  | 1989-92 |
| 17. | 162 | Tim Martin        | 1993-96 |
| 18. | 158 | Mike Barber       | 1985-88 |
| 19. | 156 | Erik Thomas       | 1993-96 |
| 20. | 150 | Josh Davis        | 2001-04 |

### Points Scored Per Game (Top 10)

|     |       |                 |         |
|-----|-------|-----------------|---------|
| 1.  | 17.0  | Doug Freutal    | 1919    |
| 2.  | 11.64 | Randy Moss      | 1996-97 |
| 3.  | 8.89  | Jackie Hunt     | 1939-41 |
| 4.  | 8.85  | Tom Stark       | 1927-31 |
| 5.  | 7.66  | Tim Oppenlander | 1994-97 |
| 6.  | 7.32  | David Merrick   | 1992-93 |
| 7.  | 7.25  | Chris Parker    | 1992-95 |
| 8.  | 7.17  | Doug Chapman    | 1996-99 |
| 9.  | 6.60  | Dewey Klein     | 1988-91 |
| 10. | 6.27  | Troy Brown      | 1991-92 |

# DEFENSIVE RECORDS



▲ Roger Johnson's 548 tackles are the most ever recorded by a Marshall football player.

## Individual Tackling Records

### Most Tackles

**Game:** 30 by Charles Henry vs. Miami University, 1972  
**Season:** 189 by John Spellacy, 1987  
**Career:** 548 by Roger Johnson, 1991-1994

### Tackles for Loss

**Game:** 4 by Johnathan Goddard vs. Miami University, 2004; vs. Akron, 2004; vs. Western Michigan, 2004; vs. Kent State, 2003; by Jamus Martin vs. Kent State, 2003  
**Season:** 29 by William King, 1993  
**Career:** 63.5 by Johnathan Goddard, 2001-2004

### Sacks (Division I)

**Game:** 4.0 by Johnathan Goddard vs. Miami University, 2004; vs. Ohio, 2004  
**Season:** 17.0 by Cecil Fletcher, 1987  
**Career:** 51.0 by B.J. Cohen, 1994-1997

## Individual Interception Records

### Most Interceptions

**Game:** 3 by Jackie Hunt vs. Wake Forest, 1941; by George Barlow vs. East Tennessee State, 1989; by Joe Chirico vs. Appalachian State, 1990  
**Season:** 10 by Mark Snyder, 1987  
**Career:** 19 by Reggie Giles, 1985-88

### Most Net Yards Returned

**Game:** 100 by Derek Grier vs. East Tennessee State, 1991; by Melvin Cunningham vs. James Madison, 1994  
**Season:** 140 by Glenn Bates, 1982  
**Career:** 309 by Reggie Giles, 1985-1988

## Team Interception Records

### Most Interceptions

**Game:** 7 vs. Weber State, 1987 (NCAA I-AA Quarterfinal game); vs. Appalachian State, 1990  
**Season:** 31 (1987)

### Most Net Yards Returned Against Opponent

**Game:** 358, 22 returns (1986)

## Year-by-Year Interceptions Leaders (Bold\* indicates school record)

| Year | Name, Class   | No         | Yards       | Avg          | TD        |
|------|---|------------|-------------|--------------|-----------|
| 2005 | Chris Royal, Sr.  | 3          | 19          | 6.3          | 0         |
| 2004 | Chris Royal, Jr.  | 6          | 103         | 17.2         | 1         |
| 2003 | Gladstone Coke, Sr.   | 3          | 57          | 19.0         | 0         |
| 2002 | Roberto Terrell, So.  | 3          | 12          | 4.0          | 0         |
|      | Yancey Satterwhite, Sr.   | 3          | 31          | 10.3         | 0         |
| 2001 | Yancey Satterwhite, Jr.   | 3          | 0           | 0.0          | 0         |
| 2000 | Doug Hodges, Sr.  | 5          | 65          | 13.0         | 0         |
| 1999 | Maurice Hines, Jr.  | 5          | 42          | 8.4          | 0         |
| 1998 | Danny Derricott, So.  | 6          | 118         | 19.7         | 0         |
| 1997 | Larry Moore, Sr.  | 3          | 21          | 7.0          | 0         |
| 1996 | Melvin Cunningham, Sr.  | 3          | 119         | 39.7         | <b>2*</b> |
| 1995 | Jayson Grayson, Sr.   | 5          | 35          | 7.0          | 0         |
| 1994 | Shannon Morrison, Sr.   | 6          | 46          | 7.7          | 0         |
| 1993 | Roger Johnson, Jr.  | 3          | 24          | 8.0          | 0         |
| 1992 | Roger Johnson, So.  | 4          | 124         | 31.0         | 1         |
|      | George Thomas, Jr.  | 4          | 75          | 18.8         | 0         |
|      | William King, Jr.   | 4          | 22          | 5.5          | 0         |
| 1991 | Derek Grier, Sr.  | 4          | 131         | 34.8         | 1         |
|      | Joe Chirico, So.  | 4          | 77          | 19.3         | 0         |
| 1990 | Joe Chirico, Fr.  | 5          | 37          | 7.4          | 1         |
| 1989 | George Barlow, Sr.  | 3          | 26          | 8.7          | 0         |
|      | Von Woodson, Sr.  | 3          | 34          | 11.3         | 0         |
| 1988 | Von Woodson, Jr.  | 6          | 34          | 5.7          | 0         |
| 1987 | Mark Snyder, Sr.  | <b>10*</b> | 107         | 10.7         | 0         |
| 1986 | Reggie Giles, So.   | 8          | <b>160*</b> | 20.0         | 1         |
| 1985 | Darryl Burgess, So.   | 4          | 2           | 0.5          | 0         |
| 1984 | Mike Copenhaver, Sr.  | 4          | 24          | 6.0          | 0         |
| 1983 | Glenn Bates, Sr.  | 5          | 77          | 15.4         | 1         |
| 1982 | Glenn Bates, Jr.  | 5          | 140         | 28.0         | <b>2*</b> |
| 1981 | Jim Devine, Sr.   | 3          | 6           | 2.0          | 0         |
| 1980 | Donnell Ross, So.   | 3          | 43          | 14.3         | 0         |
|      | Jesse Bandy, So.  | 3          | 22          | 7.3          | 0         |
| 1979 | 6 Tied with 1 (Ken Lindsay, Sr., was the leader in yards with 18) |            |             |              |           |
| 1978 | Greg Kendziorski, So.   | 2          | 136         | <b>68.0*</b> | 1         |
|      | Kevin Smith, So.  | 2          | 7           | 3.5          | 0         |
| 1977 | Danny Wright, Fr.   | 3          | 39          | 13.0         | 0         |
| 1976 | 3 with 2 (Harold Wetzel, Jr.)                                     | 2          | 19          | 9.5          | 0         |
| 1975 | 6 with 1 (Kewyn Williams, Fr.)                                    | 1          | 32          | 32           | 0         |
| 1974 | Bob Krone, Sr.  | 4          | 6           | 1.5          | 0         |
| 1973 | Charlie Henry, Jr.  | 4          | 25          | 6.3          | 0         |
| 1972 | Rick Meckstroth, Jr.  | 2          | 30          | 15.0         | 0         |
|      | Felix Jordan, Sr.   | 2          | 28          | 14.0         | 0         |
| 1971 | Felix Jordan, Jr.   | 2          | 55          | 27.5         | 1         |
| 1970 | Felix Jordan, So.   | 4          | 74          | 18.5         | 0         |
| 1969 | Larry Sanders, So.  | 5          | 46          | 9.2          | 0         |
| 1968 | Mike Smith, So.   | 3          | 10          | 3.3          | 0         |
|      | Joe Ralbusky, Sr.   | 3          | 35          | 11.7         | 0         |
| 1967 | George Riggs, So.   | 3          | 106         | 35.3         | 1         |
|      | John Kinney, Jr.  | 3          | 11          | 3.7          | 0         |
| 1966 | James Heaton, Jr.   | 3          | 20          | 6.6          | 0         |
| 1965 | George Kasanovich, Sr.  | 5          | 40          | 8.0          | 0         |
| 1964 | Larry Coyer, Sr.  | 5          | 81          | 16.2         | 0         |
| 1963 | Larry Coyer, Jr.  | 4          | 51          | 12.7         | 0         |
| 1962 | Larry Coyer, So.  | 4          | 83          | 20.7         | 0         |
| 1961 | Richard Thomas, Sr.   | 4          | 3           | 0.7          | 0         |
| 1960 | Millard Fleming, So.  | 1          | 0           | 0.0          | 0         |
|      | Alpha Mayfield, Sr.   | 1          | 0           | 0.0          | 0         |
| 1959 | Bill Thomas, So.  | 3          | 13          | 4.3          | 0         |
| 1958 | Bob Wilson, Jr.   | 1          | 5           | 5.0          | 0         |
|      | Dewey Ballangee, Jr.  | 1          | 0           | 0.0          | 0         |
|      | Norman Mullens, So.   | 1          | 0           | 0.0          | 0         |
| 1956 | Bill Zban, Sr.  | 3          | 23          | 7.6          | 0         |

## Top Single-Season Performances

### Interceptions (Top 10)

|    |    |                   |      |
|----|----|-------------------|------|
| 1. | 10 | Mark Snyder       | 1987 |
| 2. | 8  | Reggie Giles      | 1986 |
| 3. | 7  | Reggie Giles      | 1987 |
| 4. | 6  | Danny Derricott   | 1998 |
|    | 6  | Von Woodson       | 1988 |
|    | 6  | Shannon Morrison  | 1994 |
|    | 6  | Chris Royal       | 2004 |
| 8. | 5  | George Kosanovich | 1965 |
|    | 5  | Larry Coyer       | 1964 |
|    | 5  | Larry Sanders     | 1969 |
|    | 5  | Glenn Bates       | 1983 |
|    | 5  | Glenn Bates       | 1982 |
|    | 5  | Stanley Hall      | 1988 |
|    | 5  | Joe Chirico       | 1990 |
|    | 5  | Jayson Grayson    | 1994 |
|    | 5  | Jayson Grayson    | 1995 |
|    | 5  | Maurice Hines     | 1999 |
|    | 5  | Doug Hodges       | 2000 |

## Top Career Performances

### Interceptions (Top 10)

|    |    |                   |         |
|----|----|-------------------|---------|
| 1. | 19 | Reggie Giles      | 1985-88 |
| 2. | 13 | Larry Coyer       | 1962-64 |
|    | 13 | Joe Chirico       | 1990-92 |
|    | 13 | Danny Derricott   | 1997-00 |
| 5. | 12 | Melvin Cunningham | 1993-96 |
| 6. | 11 | Shannon Morrison  | 1991-94 |
|    | 11 | Rogers Beckett    | 1996-99 |
| 8. | 10 | Jayson Grayson    | 1993-95 |
|    | 10 | Von Woodson       | 1986-89 |
|    | 10 | Mark Snyder       | 1987    |
|    | 10 | Glenn Bates       | 1982-83 |

### Tackles (Top 10)

|     |     |                    |           |
|-----|-----|--------------------|-----------|
| 1.  | 548 | Roger Johnson      | 1991-94   |
| 2.  | 471 | Bill Yanossy       | 1973-76   |
| 3.  | 451 | Larry McCloud      | 1994-97   |
| 4.  | 443 | William King       | 1990-93   |
| 5.  | 420 | Donahue Stephenson | 1990-93   |
| 6.  | 414 | John Grace         | 1996-99   |
| 7.  | 409 | Shannon King       | 1990-93   |
| 8.  | 392 | John Spellacy      | 1985-88   |
| 9.  | 382 | Max Yates          | 1998-2001 |
| 10. | 365 | Jermaine Swafford  | 1993-96   |

### Most Defensive Points

From 1975 through 1984, defensive statistics were recorded as three points for a solo tackle, two points for a first hit and one point for an assisted tackle. The top career leaders based on that system are listed below.

|     |     |                  |         |
|-----|-----|------------------|---------|
| 1.  | 871 | Carl Lee         | 1979-82 |
| 2.  | 552 | Poncho Borgese   | 1979-82 |
| 3.  | 482 | Terry Echols     | 1980-83 |
| 4.  | 420 | Clifford Wright  | 1979-82 |
| 5.  | 401 | Tony Lellie      | 1982-84 |
| 6.  | 378 | Jim Devine       | 1980-82 |
| 7.  | 302 | Alan Huff        | 1982-84 |
| 8.  | 284 | Bill McCourt     | 1980-81 |
| 9.  | 282 | Tony Evans       | 1980-81 |
| 10. | 251 | Mike Copenhaver  | 1982-84 |
|     | 251 | Greg Kendziorski | 1979-80 |
| 12. | 247 | George Elliot    | 1977-79 |
|     | 247 | Tony Henderson   | 1981-82 |
| 14. | 235 | David Kirby      | 1977-78 |
| 15. | 228 | Jim Coupe        | 1982-83 |
| 16. | 215 | Eugene Pertee    | 1981-83 |

## Year-by-Year Tackling Leaders (Bold\* indicates school record)

| Year | Name, Class             | Solos         | Assists    | Total       |
|------|-------------------------|---------------|------------|-------------|
| 2005 | Dennis Thornton, Sr.    | 60            | 44         | 104         |
| 2004 | Curtis Keyes, So.       | 58            | 50         | 108         |
| 2003 | Kevin Atkins, Sr.       | 69            | 31         | 100         |
| 2002 | Duran Smith, Sr.        | 95            | 65         | 160         |
| 2001 | Max Yates, Sr.          | 92            | 67         | 159         |
| 2000 | Max Yates, Jr.          | 74            | 41         | 115         |
| 1999 | Andre O'Neal, Sr.       | 68            | 50         | 118         |
| 1998 | John Grace, Jr.         | 98            | 37         | 135         |
| 1997 | Larry McCloud, Sr.      | 79            | 64         | 143         |
| 1996 | Larry McCloud, Jr.      | 97            | 53         | 150         |
| 1995 | Larry McCloud, So.      | 73            | 49         | 122         |
| 1994 | Roger Johnson, Sr.      | 86            | 47         | 133         |
| 1993 | William King, Sr.       | <b>107*</b>   | 71         | 178         |
| 1992 | Shannon King, Jr.       | 84            | 68         | 152         |
| 1991 | Donahue Stephenson, So. | 71            | 60         | 131         |
| 1990 | Donahue Stephenson, Fr. | 72            | 38         | 110         |
| 1989 | Eric Gates, Jr.         | 71            | 45         | 116         |
| 1988 | Nick McKnight, Sr.      | 77            | 60         | 137         |
| 1987 | John Spellacy, Jr.      | 99            | <b>90*</b> | <b>189*</b> |
| 1986 | John Spellacy, So.      | 57            | 48         | 105         |
| 1985 | John Ceglie, Sr.        | 36            | 81         | 117         |
| 1984 | Tony Lellie, Sr.        | Total Points  |            | 224         |
| 1983 | Terry Echols, Sr.       | Total Points  |            | 182         |
| 1982 | Carl Lee, Sr.           | Total Points  |            | 239         |
| 1981 | Jim Devine, Sr.         | Total Points  |            | 199         |
| 1980 | Carl Lee, So.           | Total Points  |            | <b>289*</b> |
| 1979 | Carl Lee, Fr.           | Total Points  |            | 205         |
| 1978 | Dave Kirby, So.         | Total Points  |            | 136         |
| 1977 | Ed McTaggart, Sr.       | Total Points  |            | 123         |
| 1976 | Bill Yanossy, Sr.       | Total Tackles |            | 117         |
| 1975 | Bill Yanossy, Jr.       | Total Tackles |            | 148         |
| 1974 | Bill Yanossy, So.       | 75            | 82         | 157         |
| 1973 | Mark Miller, Sr.        | 96            | 40         | 136         |
| 1972 | Charles Henry, So.      | 92            | 38         | 130         |
| 1971 | Charles Henry, Fr.      | 58            | 91         | 149         |
| 1970 | Jerry Stainback, Sr.    | 38            | 76         | 114         |
| 1969 | Roger Childers, So.     | 42            | 48         | 90          |
| 1968 | Wayne Bennett, Sr.      | 89            | 30         | 119         |
| 1967 | Richard Robb, Sr.       | 57            | 27         | 83          |
| 1966 | Richard Robb, Jr.       | 50            | 34         | 84          |
| 1965 | Tom Good, Sr.           | 90            | 51         | 141         |
| 1964 | Tom Good, Jr.           | 55            | 38         | 93          |
| 1963 | Tom Good, So.           |               |            | 130         |

**NOTE:** From 1975-84, points were awarded on the basis of solo tackles (3), first hits (2), and assisted tackles (1).

# DEFENSIVE RECORDS



▲ Johnathan Goddard was an All-American in 2004, recording 28.5 tackles for loss for 162 yards, while posting 16 sacks for a loss of 113 yards.


## Year-by-Year Tackles for Loss Leaders (Bold\* indicates school record)

| Year | Name, Class            | No         | Yards       |
|------|------------------------|------------|-------------|
| 2005 | Dennis Thornton, Sr.   | 10         | 48          |
| 2004 | Johnathan Goddard, Sr. | 28.5       | <b>162*</b> |
| 2003 | Johnathan Goddard, Jr. | 20.5       | 67          |
| 2002 | Jamus Martin, So.      | 19         | 44          |
| 2001 | Kelvin Smith, Sr.      | 15         | 49          |
| 2000 | Jimmy Parker, Sr.      | 21         | 53          |
| 1999 | Giradie Mercer, Sr.    | 24         | 66          |
| 1998 | Giradie Mercer, Jr.    | 16         | 44          |
|      | John Grace, Jr.        | 14         | 55          |
| 1997 | John Grace, So.        | 14         | 60          |
| 1996 | Billy Lyon, Jr.        | 15         | 40          |
| 1995 | B.J. Cohen, So.        | 22         | 130         |
| 1994 | B.J. Cohen, Fr.        | 16         | 82          |
| 1993 | William King, Sr.      | <b>29*</b> | 121         |
| 1992 | Byran Litton, Sr.      | 16.5       | 72          |
| 1991 | Jim Bernardoni, Jr.    | 14         | 62          |
| 1990 | Keenan Rhodes, Jr.     | 11         | 17          |
| 1989 | Larry Huffman, Sr.     | 12         | 57          |
| 1988 | Nick McKnight, Sr.     | 13         | 79          |
| 1987 | Tony Bolland, Sr.      | 20         | 110         |
| 1986 | Cecil Fletcher, Jr.    | 19         | 110         |
| 1985 | John Ceglie, Sr.       | 12         | 54          |
|      | Tony Bolland, So.      | 12         | 32          |
| 1984 | John Ceglie, Jr.       | 7          | 29          |
| 1983 | Marty Palazeti, Jr.    | 5          | N/A         |
| 1982 | James Wynes, So.       | 3.5        | N/A         |
| 1981 | Jim Devine, Sr.        | 14         | N/A         |

## Year-by-Year Sack Leaders (Bold\* indicates school record)

| Year | Name, Class             | No         | Yards       |
|------|-------------------------|------------|-------------|
| 2005 | Dennis Thornton, Sr.    | 4          | 33          |
|      | Shavar Greer, Jr.       | 4          | 15          |
| 2004 | Johnathan Goddard, Sr.  | 16         | <b>113*</b> |
| 2003 | Jamus Martin, Jr.       | 6.5        | 47          |
|      | Johnathan Goddard, Jr.  | 6.5        | 41          |
| 2002 | Jamus Martin, So.       | 5          | 23          |
|      | Toriano Brown, Jr.      | 5          | 25          |
|      | Orlando Washington, Sr. | 5          | 31          |
| 2001 | Max Yates, Sr.          | 5.5        | 43          |
| 2000 | Ralph Street, Jr.       | 8          | 54          |
| 1999 | Giradie Mercer, Sr.     | 5          | 17          |
| 1998 | Ron Puggi, Jr.          | 5          | 22          |
| 1997 | B.J. Cohen, Sr.         | 13         | 84          |
| 1996 | B.J. Cohen, Jr.         | 9          | 81          |
|      | Billy Lyon, Sr.         | 9          | 55          |
| 1995 | B.J. Cohen, So.         | 16         | 110         |
| 1994 | B.J. Cohen, Fr.         | 12         | 74          |
| 1993 | William King, Sr.       | 12         | 61          |
| 1992 | Byran Litton, Sr.       | 9.5        | 72          |
| 1991 | Jim Durning, Sr.        | 7          | 43          |
|      | Jim Bernardoni, Jr.     | 7          | 43          |
| 1990 | Jim Bernardoni, So.     | 6          | 38          |
| 1989 | Larry Huffman, Sr.      | 9          | 56          |
| 1988 | Nick McKnight, Sr.      | 9          | 69          |
| 1987 | Tony Bolland, Sr.       | 14         | 104         |
| 1986 | Cecil Fletcher, Jr.     | <b>17*</b> | 97          |
| 1985 | John Ceglie, Sr.        | 5          | 28          |
| 1984 | Marty Palazeti, Sr.     | 4.5        | N/A         |
| 1983 | Marty Palazeti, Jr.     | 5          | N/A         |
| 1982 | James Wynes, Jr.        | 3.5        | N/A         |
| 1981 | Alan Huff, Fr.          | 5          | N/A         |

# KICK RETURN RECORDS



▲ Ray Crisp, the Marshall season and career kick return yards leader, holds the record for the longest kickoff return in school history (100 yards).

## Team Kick Return Records

### Most Returned

**Game:** 10 vs. Miami University, 1971 (163 yards)

### Most Net Return Yards

**Game:** 210 vs. Furman, 1991

## Individual Kick Return Records

### Most Returned

**Game:** 7 by George Jackson vs. Miami University, 1971;

by Ray Crisp vs. Central Michigan, 1975; vs. Kent State, 1975

**Season:** 39 by Ray Crisp, 1975

**Career:** 92 by Ray Crisp, 1975-1978

### Most Net Return Yards

**Game:** 194 by Ray Crisp vs. Western Carolina, 1977


**Season:** 789 by Ray Crisp, 1975

**Career:** 1,966 by Ray Crisp, 1975-1978

## Year-by-Year Kick Return Leaders (Bold\* indicates school record)

| Year | Name, Class            | No         | Yards       | Avg          | TD       | Long        |
|------|------------------------|------------|-------------|--------------|----------|-------------|
| 2005 | Chubb Small, Fr.       | 21         | 544         | 25.9         | 1        | 92          |
| 2004 | Ahmad Bradshaw, Fr.    | 15         | 322         | 21.5         | 0        | 52          |
| 2003 | Earl Charles, Jr.      | 13         | 302         | 23.2         | 0        | 53          |
| 2002 | Roberto Terrell, So.   | 8          | 171         | 21.4         | 0        | 42          |
| 2001 | Roberto Terrell, Fr.   | 13         | 309         | 23.8         | 0        | 60          |
| 2000 | Curtis Jones, So.      | 15         | 364         | 24.3         | 0        | 83          |
| 1999 | James Williams, Sr.    | 15         | 493         | 32.9         | 1        | 93          |
| 1998 | Maurice Hines, So.     | 17         | 318         | 18.7         | 0        | 61          |
|      | James Williams, Jr.    | 12         | 302         | 25.2         | 0        | 42          |
| 1997 | Randy Moss, So.        | 14         | 263         | 18.8         | 0        | 49          |
| 1996 | Randy Moss, Fr.        | 18         | 612         | <b>34.0*</b> | 0        | 88          |
| 1995 | Erik Thomas, Jr.       | 10         | 241         | 24.1         | 0        | 51          |
| 1994 | Tim Martin, So.        | 5          | 112         | 22.4         | 0        | 37          |
| 1993 | Tim Martin, Fr.        | 14         | 332         | 23.7         | 0        | 45          |
| 1992 | Troy Brown, Sr.        | 27         | 629         | 23.3         | 0        | 85          |
| 1991 | Troy Brown, Jr.        | 15         | 575         | 38.3         | <b>3</b> | 94          |
| 1990 | David Johnson, Sr.     | 11         | 196         | 17.8         | 0        | 25          |
| 1989 | Percy Moorman, Jr.     | 12         | 253         | 21.1         | 0        | 39          |
| 1988 | Kerry Parks, So.       | 11         | 279         | 25.4         | 0        | 94          |
| 1987 | Ron Darby, So.         | 23         | 451         | 19.6         | 0        | 42          |
| 1986 | Ron Darby, Fr.         | 14         | 327         | 23.4         | 1        | 89          |
| 1985 | Keith Baxter, So.      | 9          | 173         | 19.2         | 0        | 39          |
| 1984 | Robert Surratt, Sr.    | 13         | 287         | 22.1         | 0        | 46          |
| 1983 | Danny Abercrombie, So. | 20         | 535         | 26.8         | 0        | 46          |
| 1982 | Danny Abercrombie, Fr. | 18         | 403         | 22.4         | 0        | 55          |
| 1981 | Billy Hynus, Fr.       | 14         | 299         | 21.4         | 0        | N/A         |
| 1980 | Larry Fourquean, Fr.   | 23         | 487         | 21.2         | 0        | N/A         |
| 1979 | Estee Williams, Fr.    | 18         | 389         | 21.6         | 0        | N/A         |
| 1978 | Ray Crisp, Sr.         | 21         | 414         | 19.7         | 0        | 41          |
| 1977 | Ray Crisp, Jr.         | 31         | 772         | 24.9         | 1        | <b>100*</b> |
| 1976 | Manuel Glason, Fr.     | 24         | 445         | 18.5         | 0        | 50          |
| 1975 | Ray Crisp, Fr.         | <b>39*</b> | <b>734*</b> | 18.8         | 0        | 39          |
| 1974 | Zach Qualls, Fr.       | 20         | 456         | 22.8         | 0        | 55          |
| 1973 | Bob Tracey, Fr.        | 22         | 471         | 21.4         | 0        | 33          |
| 1972 | Jim Mercer, Fr.        | 21         | 337         | 16.0         | 0        | 28          |
| 1971 | George Jackson, Jr.    | 12         | 192         | 16.0         | 0        | 28          |
| 1970 | Art Harris, So.        | 17         | 419         | 24.6         | 0        | 46          |
| 1969 | John Hurst, Sr.        | 18         | 402         | 22.3         | 0        | 37          |
| 1968 | Dickie Carter, So.     | 11         | 274         | 24.9         | 0        | 26          |
| 1967 | George Riggs, So.      | 24         | 409         | 17.0         | 0        | 27          |
| 1966 | Mickey Jackson, Sr.    | 9          | 198         | 22.0         | 0        | 66          |
| 1965 | Mickey Jackson, Jr.    | 15         | 338         | 22.5         | 0        | 30          |
| 1964 | Larry Coyer, Sr.       | 14         | 305         | 21.7         | 0        | 51          |
| 1963 | Larry Coyer, Jr.       | 11         | 207         | 18.8         | 0        | 36          |
| 1962 | Larry Coyer, So.       | 13         | 393         | 30.2         | 0        | 67          |
| 1961 | Millard Fleming, Jr.   | 13         | 299         | 23.0         | 0        | 30          |
| 1960 | Millard Fleming, So.   | 8          | 207         | 25.8         | N/A      | N/A         |
| 1959 | Dixon Edwards, So.     | 11         | 176         | 16.0         | N/A      | N/A         |
| 1958 | Richard Jackson, Sr.   | 5          | 86          | 17.2         | 0        | 25          |
| 1956 | Raymon Dunlap, Jr.     | 10         | 198         | 19.8         | N/A      | N/A         |
| 1955 | Fred Freeman, Jr.      | 11         | 204         | 18.5         | N/A      | N/A         |

# PUNT RETURN RECORDS



▲ Tim Martin, a former Herd standout receiver and kick returner, holds the season and career punt return yardage records.

## Team Punt Return Records

### Most Returned

**Game:** 9 vs. Tennessee-Chattanooga, 1988

**Season:** 49 (1991)

### Most Net Return Yards

**Game:** 140 vs. Ohio, 1998

**Season:** 555 (1991/49 returns)

## Individual Punt Return Records

### Most Returned

**Game:** 9 by Ricardo Clark vs. Tennessee-Chattanooga, 1988

**Season:** 49 by Tim Martin, 1996

**Career:** 150 by Tim Martin, 1993-1996

### Most Net Return Yards

**Game:** 140 by Damone Williams vs. Ohio, 1998 (5 returns)

**Season:** 515 by Tim Martin, 1995

**Career:** 1,458 by Tim Martin, 1993-1996

## Year-by-Year Punt Return Leaders (Bold\* indicates school record)

| Year | Name, Class          | No         | Yards       | Avg          | TD | Long       |
|------|----------------------|------------|-------------|--------------|----|------------|
| 2005 | Chris Royal, Sr.     | 9          | 131         | 14.6         | 0  | 33         |
| 2004 | Emanuel Spann, Fr.   | 17         | 191         | 11.2         | 0  | 32         |
| 2003 | Tremel Guillory, Jr. | 30         | 194         | 6.5          | 0  | 31         |
| 2002 | Josh Davis, So.      | 14         | 93          | 6.6          | 0  | 22         |
| 2001 | Josh Davis, Fr.      | 20         | 132         | 6.6          | 0  | 21         |
| 2000 | Maurice Hines, Sr.   | 17         | 205         | 12.1         | 1  | 60         |
| 1999 | Maurice Hines, Jr.   | 15         | 105         | 7.0          | 0  | 27         |
| 1998 | Damone Williams, Sr. | 34         | 408         | 12.0         | 1  | 80         |
| 1997 | Randy Moss, So.      | 24         | 266         | 11.1         | 0  | 58         |
| 1996 | Tim Martin, Sr.      | <b>49*</b> | 397         | 8.1          | 1  | 67         |
| 1995 | Tim Martin, Jr.      | 39         | <b>515*</b> | 13.2         | 2  | 83         |
| 1994 | Tim Martin, So.      | 25         | 177         | 7.1          | 1  | 68         |
| 1993 | Tim Martin, Fr.      | 37         | 369         | 10.0         | 1  | 47         |
| 1992 | Troy Brown, Sr.      | 20         | 200         | 10.0         | 1  | 71         |
| 1991 | Troy Brown, Jr.      | 31         | 421         | 13.6         | 1  | 86         |
| 1990 | Ricardo Clark, Jr.   | 41         | 366         | 8.9          | 1  | 89         |
| 1989 | Ricardo Clark, So.   | 26         | 196         | 7.6          | 1  | 68         |
| 1988 | Ricardo Clark, Fr.   | 25         | 133         | 5.3          | 0  | 17         |
| 1987 | Darryl Burgess, Sr.  | 28         | 170         | 6.1          | 0  | 51         |
| 1986 | Darryl Burgess, Jr.  | 30         | 204         | 6.8          | 0  | 19         |
| 1985 | Garfield Lewis, Sr.  | 23         | 139         | 6.0          | 0  | 16         |
| 1984 | Garfield Lewis, Jr.  | 12         | 96          | 8.0          | 0  | 12         |
| 1983 | Glenn Bates, Sr.     | 27         | 229         | 8.5          | 0  | 54         |
| 1982 | Glenn Bates, Jr.     | 12         | 113         | 9.4          | 1  | 54         |
| 1981 | Billy Hynus, Fr.     | 9          | 45          | 5.0          | 0  | 35         |
| 1980 | Donnel Ross, So.     | 14         | 73          | 5.2          | 0  | 21         |
| 1979 | Brian Miller, Jr.    | 12         | 30          | 2.5          | 0  | 12         |
| 1978 | Ray Crisp, Sr.       | 15         | 99          | 6.6          | 0  | 31         |
| 1977 | Ray Crisp, Jr.       | 15         | 173         | 11.5         | 0  | 78         |
| 1976 | Ray Crisp, So.       | 14         | 77          | 5.5          | 0  | 17         |
| 1975 | Ray Crisp, Fr.       | 14         | 72          | 5.1          | 0  | 14         |
| 1974 | Greg Johnson, Fr.    | 14         | 186         | 13.3         | 0  | 62         |
| 1973 | R.D. Stephens, Fr.   | 8          | 33          | 4.1          | 0  | 14         |
| 1972 | Jim Mercer, Fr.      | 4          | 24          | 6.0          | 0  | 17         |
| 1971 | George Jackson, Jr.  | 14         | 95          | 6.8          | 0  | 16         |
| 1970 | Kevin Gilmore, Sr.   | 10         | 74          | 7.4          | 0  | 38         |
| 1969 | Larry Sanders, So.   | 10         | 24          | 2.4          | 0  | 7          |
| 1968 | George Riggs, Jr.    | 15         | 46          | 3.1          | 0  | 14         |
| 1967 | George Riggs, So.    | 18         | 228         | 12.7         | 1  | <b>92*</b> |
| 1966 | Mickey Jackson, Sr.  | 15         | 238         | 15.9         | 1  | 83         |
| 1965 | Mickey Jackson, Jr.  | 11         | 158         | 14.4         | 0  | 29         |
| 1964 | Larry Coyer, Sr.     | 12         | 218         | 18.2         | 0  | 29         |
| 1963 | Larry Coyer, Jr.     | 9          | 135         | 15.0         | 0  | 59         |
| 1962 | Larry Coyer, So.     | 4          | 83          | 20.7         | 0  | 26         |
| 1961 | Millard Fleming, Jr. | 14         | 155         | 11.1         | 0  | 42         |
| 1960 | Harper Hill, Jr.     | 9          | 30          | 3.3          | 0  | 7          |
| 1959 | Bill Thomas, So.     | 4          | 29          | 7.2          | 0  | 16         |
| 1958 | Granville Zopp       | 8          | 76          | 9.5          | 0  | N/A        |
| 1956 | Len Hellyer, Sr.     | 4          | 161         | <b>40.2*</b> | 0  | 83         |
| 1955 | Len Hellyer, Jr.     | 10         | 161         | 16.1         | 0  | N/A        |

# MISCELLANEOUS RECORDS

## Miscellaneous Team Records

### Most Victories

Season: 15 (15-0, 1996)

### Most Defeats

Season: 10 (0-10, 1967; 1-10, 1974; 1-10, 1978; 1-10, 1979)

### Most Ties

Season: 4 (4-1-4, 1925)

Consecutive: 4 (4-1-4, 1925)

### Most First Downs

Game: 36 vs. Western Carolina, 1987

Season: 372 (1994)

### Winning & Losing

Consecutive Wins: 18 (1998-2000)

Games Without a Loss: 19 (1898-1903)

Consecutive Losses: 15 (1968-69)

Games Without a Win: 27 (0-26-1, 1966-69)

First Win: 12-0 vs. Kingsbury HS (Oct. 22, 1898)

First Win vs. Collegiate Opponent: 6-5 vs. Ohio, 1905

100th Victory: 6-0 vs. Wittenberg (Oct. 20, 1928)

200th Victory: 21-6 vs. Morehead State (Sept. 22, 1951)

250th Victory: 28-12 at Eastern Kentucky (Sept. 25, 1965)

300th Victory: 27-10 at Morehead State (Sept. 7, 1985)

400th Victory: 38-8 vs. Jackson State (Nov. 25, 1995)

450th Victory: 34-3 vs. Ohio (Nov. 26, 1999)

500th Victory:

Most Points Allowed in Win: 45 vs. Western Carolina (52-45), Nov. 12, 1988;

Bowl Game: 61 vs. East Carolina in GMAC Bowl (64-61, 2OT), Dec. 19, 2001

Fewest Points Scored in Win: 3 vs. Muskingum (3-0), Nov. 25, 1924

## Opening Day Records

Record in all season-openers: 66-32-8 (.xxx)

Record in home openers: 79-22-5 (.xxx)

Last loss in home opener: Sept. 4, 2004 (17-15 vs. Troy)

Most years opened vs. opponent: 27 vs. Morehead State (last was 1994)

## At Joan C. Edwards Stadium

Consecutive Wins: 33 (1996-2000)

Consecutive Losses: 1 (Five Times)

All-Time Record: 105-10 (.913) (15 Seasons)

## On the Road

Consecutive Wins: 9 (1995-96)

Games Without a Loss: 9 (1995-96)

Consecutive Losses: 18 (1966-69)

Games Without a Win: 18 (1966-69)


## In Shutouts

Consecutive Shutouts: 8 (1937-38)

Consecutive Times Shutout: 8 (1920)

Consecutive Games Without Being Shutout: 151

(Sept. 23, 1989, 14-0 at Tennessee-Chattanooga until Oct. 14, 2000, 42-0 at Toledo)



▲ Michael Payton and company celebrate following a score in the 1991 NCAA Division I-AA playoffs.

## Team Penalty Records

### Most Times Penalized

Game: 20 vs. Wittenberg, 1931

Season: 125 (1987)

### Most Yards Penalized

Game: 180 vs. Morehead State, 1969

Season: 1,065 (1987)

### Fewest Times Penalized

Season: 23 (1962)

### Fewest Yards Penalized

Season: 193 (1962)

## Team Fumble Records

### Most Times Fumbled

Game: 9 vs. Appalachian State, 1982; at Akron, 2002

Season: 40 (1971)

### Most Fumbles Lost

Season: 24 (1971)

### Fewest Times Fumbled

Season: 14 (1962)

### Fewest Fumbles Lost

Season: 6 (1962, 1999)

### Most Opponent Fumbles Recovered

Season: 26 (1976)



# LARGEST MARGINS, LONGEST PLAYS



▲ On December 21, 1996, more than 30,000 fans saw the Marshall Thundering Herd capture its second NCAA Division I-AA national championship with a 49-29 win over Montana.

## Largest Margins of Victory

### All-Time

|     |     |                                 |      |
|-----|-----|---------------------------------|------|
| 1.  | 101 | 101-0 vs. Kentucky Wesleyan     | 1916 |
| 2.  | 94  | 94-0 vs. Wilmington             | 1914 |
| 3.  | 90  | 90-0 vs. Georgetown             | 1937 |
| 4.  | 87  | 87-0 vs. Transylvania           | 1912 |
| 5.  | 81  | 81-0 vs. Valparaiso             | 1936 |
| 6.  | 79  | 79-0 vs. Sandy Valley Seminary  | 1914 |
| 7.  | 67  | 67-0 vs. West Virginia Wesleyan | 1940 |
| 8.  | 67  | 67-0 vs. Detroit Tech           | 1940 |
| 9.  | 66  | 66-0 vs. Oklahoma City          | 1938 |
| 10. | 64  | 64-0 vs. Salem                  | 1939 |
| 11. | 56  | 62-6 vs. Omaha                  | 1941 |

### Modern Era (Since 1946)

|     |     |                                   |      |
|-----|-----|-----------------------------------|------|
| 1.  | 101 | 101-0 vs. Kentucky Wesleyan       | 1916 |
| 1.  | 64  | 71-7 vs. Morehead State           | 1994 |
| 2.  | 61  | 61-0 vs. VMI                      | 1991 |
| 3.  | 60  | 63-3 vs. Liberty                  | 1999 |
| 4.  | 59  | 70-11 vs. Morehead                | 1991 |
| 5.  | 56  | 56-0 vs. Morehead                 | 1993 |
|     | 56  | 59-3 vs. Buffalo                  | 1999 |
|     | 56  | 63-7 vs. Southeast Missouri State | 2000 |
| 8.  | 54  | 63-9 vs. East Tennessee State     | 1991 |
|     | 54  | 60-6 vs. Steubenville             | 1947 |
|     | 54  | 54-0 vs. Furman                   | 1996 |
| 11. | 52  | 52-0 vs. West Virginia Tech       | 1990 |
|     | 52  | 52-0 vs. East Tennessee State     | 1995 |
| 13. | 51  | 51-0 vs. VMI                      | 1993 |
| 14. | 50  | 50-0 vs. Appalachian State        | 1990 |

## Largest Margins of Defeat

### All-Time

|    |    |                        |      |
|----|----|------------------------|------|
| 1. | 94 | 0-94 vs. Denison       | 1917 |
| 2. | 86 | 6-92 vs. West Virginia | 1915 |
| 3. | 81 | 0-81 vs. West Virginia | 1923 |
| 4. | 70 | 0-70 vs. Marietta      | 1909 |
| 5. | 68 | 0-68 vs. Marietta      | 1917 |
| 6. | 53 | 0-53 vs. Kentucky      | 1905 |

### Modern Era (Since 1946)

|    |    |                           |      |
|----|----|---------------------------|------|
| 1. | 60 | 6-66 vs. Miami (Ohio)     | 1971 |
| 2. | 56 | 0-56 vs. Vanderbilt       | 1948 |
| 3. | 56 | 0-56 vs. Louisville       | 1977 |
| 4. | 55 | 0-55 vs. Kentucky         | 1960 |
| 5. | 51 | 0-51 vs. Western Michigan | 1959 |

## Longest Plays

**Longest Run:** 97 by Everett "Boot" Elkins vs. Virginia Tech, 1939

**Non-Scoring Run:** 90 by Len Hellyer vs. Bowling Green, 1955

**Pass Play:** 99 by Everett "Boot" Elkins from Andy D'Antoni, 1939;  
Troy Brown from Todd Donnan vs. VMI, 1991

**Punt Return:** 92 by George Riggs vs. Miami University, 1967

**Non-Scoring Punt Return:** 85 by Courtney Driscoll vs. Illinois Wesleyan, 1941

**Kickoff Return:** 100 by Ray Crisp vs. Akron, 1977

**Non-Scoring Kick Return:** 94 by Kerry Parks vs. Western Carolina, 1988

**Interception Return for TD:** 100 by Derek Grier vs. VMI, 1991;  
by Melvin Cunningham vs. James Madison, 1994

**Non-Scoring INT Return:** 86 by Melvin Cunningham vs. ETSU, 1993

**Fumble Return for TD:** 85 by James Hagan vs. Georgetown, 1921


**Longest Punt:** 79 by John Arnold vs. Temple, 1974

**Longest Field Goal:** 59\* by Barry Childers vs. Western Carolina, 1980

**Blocked FG Return:** 88 by Carl Lee vs. Morehead State, 1981 (TD)

\*Tied Division I-A record for longest field goal by a freshman

# MARSHALL'S NCAA RECORDS



▲ Randy Moss holds the NCAA Division I-AA record for receiving yards gained by a freshman with 1,073 yards in 1996.

## NCAA Division I-A Records

### Most games catching TD pass, season

12, by Randy Moss, 1997  
(tied with Larry Fitzgerald (Pittsburgh), 2003)

### Most TD passes in a season by a sophomore

39 by Chad Pennington, 1997

## NCAA Division I-AA Records

### Most games catching a touchdown pass (season)

11 by Randy Moss, 1996

### Most consecutive games catching a touchdown pass (season)

11 by Randy Moss, 1996

### Most receiving yards gained by a freshman (season)

1,073 by Randy Moss, 1996

### Most touchdown passes caught by a freshman (season)

19 by Randy Moss, 1996 (record for all divisions)

### Most Passes Attempted Without Interception (Game)

68 by Tony Petersen, vs. Western Carolina, Nov. 14, 1987 (34 compl.)

### Most Consecutive Games gaining 200 Yards or More Passing (Season)

11 by Tony Petersen, 1987 (tied with 17 others)

### Most Plays (Game)

54 by Ron Darby vs. Western Carolina, Nov. 12, 1988  
(47 rushes, 4 receptions, 3 kickoff returns; 329 yards)

### Most Yards Gained in a Half

383 by Michael Payton vs. VMI, Nov. 16, 1991

### Highest Percentage of Extra Points Made (Career) (Min. 120 att.)

99.2% by Brian Mitchell, Marshall/Northern Iowa,  
1987, 1989-91, (130 of 131)

### Most Times Kicking Three or More Field Goals in a Game (career)

11 by Brian Mitchell, Marshall/Northern Iowa, 1987, 1989-91

### Most Passes Attempted Without an Interception (game)

72 vs. Western Carolina, Nov. 14, 1987 (completed 35)

### Fewest Punts (game)

0 by Marshall vs. VMI, Oct. 28, 1989  
0 by Marshall vs. Eastern Illinois, Sept. 12, 1992  
0 by many other teams

### Fewest Completions Allowed (game)

0 by Marshall vs. Tennessee-Chattanooga Oct. 2, 1982 (8 attempts)  
0 by Marshall vs. VMI, Oct. 28, 1989 (4 attempts)  
0 by Marshall vs. Morehead St., Sept. 5, 1992 (3 attempts)  
0 by many other teams

### Longest Passing Play

99 yards, Todd Donnan to Troy Brown vs. VMI, Nov. 16, 1991  
(tied with 8 others)

### Longest Interception Return

100 yards by Derek Grier vs. ETSU, Nov. 23, 1991 (tied with 12 others,  
including Melvin Cunningham vs. JMU, Dec. 3, 1994)

## NCAA Division I-AA Playoff Team Records

### Interceptions

7 by Marshall vs. Weber State, Dec. 5, 1987

### Yards Gained on Interception Returns

164 by Marshall vs. Weber State, Dec. 5, 1987

### Fumbles Gained

7, Marshall vs. Jackson State, Nov. 25, 1995

## NCAA Division I-AA Playoff Individual Records

### Single Game Touchdown Passes Caught

4 by Randy Moss vs. Montana, Dec. 21, 1996

### Tournament Net Yards Receiving

636 by Randy Moss, 1996  
(288 vs. Delaware; 82 vs. Furman; 42 vs. N. Iowa; 220 vs. Montana)

### Tournament Touchdown Passes Caught

9 by Randy Moss

### Net Yards Receiving

288 by Randy Moss vs. Delaware, Nov. 30, 1996


### Longest Interception Return

100 by Melvin Cunningham vs. James Madison, Dec. 3, 1994



Marshall holds 24 different team and individual NCAA records.

# MARSHALL'S CONFERENCE RECORDS



▲ Chad Pennington is the Mid-American Conference all-time leader with 100 touchdown passes.

## Mid-American Conference Team Records

### Most pass attempts in a season

575 in 2002 [previous record 483 by Marshall in 2000]

### Most pass completions in a season

383 in 2002 [previous record 319 by Marshall in 2001]

### Most passing yards in a season

4,804 in 2002 [previous record 4,201 by Marshall in 2001]

### Most points in a half

52 in 2002 vs. Buffalo [previous record 51 by Miami in 1995]

### Most penalties in a season

117 in 2002 [previous record 105 by Marshall in 1999]

### Most touchdown passes in a season

41 in 1997 [tied by Bowling Green in 2004]

### Fewest total first downs allowed

1 vs. Ohio in 1997 [previous record by Miami vs. Marshall, 1971]

### Most yards penalized in a game

191 vs. Buffalo in 2000 [previous rec. 163 by W. Mich. vs Marshall, 1969]

### Attendance, home games only

200,715 in 1999 [previous 173,516 by Marshall in 1998]

### Attendance Bowl Game

52,911 in 2000 [previous 52,449 by Marshall in 1999]

## Mid-American Conference Individual Records

### Most TD receptions in a game

5 by Randy Moss vs. Ball State (1997)

### Most points scored in a game

32 by Randy Moss vs. Ball State [ties one other] (1997)

### Most yards gained receiving in a season

1,647 by Randy Moss (1997)

### Most touchdown passes caught in a season

25 by Randy Moss (1997)

### Most points scored in a season

152 by Randy Moss (1997)

### Most touchdowns scored in a season

25 by Randy Moss [ties one other] (1997)

### Most sacks in a season

16 by Johnathan Goddard (2004 - tied with one other)

### Best average KO return average in a season

32.9 by James Williams (1999)

### Most touchdown passes in a career

100 by Chad Pennington (1997-99)

### Most touchdowns caught in a career

47 by Darius Watts (2000-03)

### Most completions in a career

939 by Byron Leftwich (1998-2002)

### Most passing yards in a career

11,903 by Byron Leftwich (1998-2002)

### Most total offense yards in a career

12,084 by Byron Leftwich (1998-2002)

### Most receptions in a career

#1. 306 by Josh Davis (2001-04)

#2. 272 by Darius Watts (2000-03)

### Most receiving yards in a career

#1. 4,031 by Darius Watts (2000-03)

#2. 3,889 by Josh Davis (2001-04)

### Best average KO return average in a career

29.4 by James Williams (1998-99)

## Southern Conference Offensive Team Records

**NOTE:** Because few comprehensive football records were maintained before then, the Southern Conference recognizes the best performances since the 1953 season as conference records. Also, Southern Conference records were reconfigured to include only participation during an 11-game season - Marshall's playoff statistics do not count in the official Southern Conference records.

### Most Touchdowns Passing, Game

6, Davidson vs. William & Mary, 1973; The Citadel vs. Furman, 1979; Marshall vs. Weber State, 1987; Marshall vs. VMI, 1991; UT-Chattanooga vs. Gardner-Webb, 1993

### Most First Downs, Game

36, East Carolina vs. Virginia, 1975; The Citadel vs. Wofford, 1985; Marshall vs. Western Carolina, 1987

### Most Offensive Plays, Game

108, Marshall vs. Western Carolina, 1987

### Most Yards Passing, Game

642, Marshall vs. VMI, 1991

### Most Pass Attempts, Game

72, Marshall vs. Western Carolina, 1987

### Most Points, Season

658, Marshall, 1996 (15 games)

### Most TDs Passing, Season

41, Marshall, 1996 (15 games)

### Most First Downs, Season

658, Marshall, 1996 (15 games)

### Most Plays, Season

1161, Marshall, 1987 (15 games)

### Most Yards Passing, Season

5204, Marshall, 1987 (15 games)

### Most Pass Attempts, Season

655, Marshall, 1987 (15 games)

### Most Completions, Season

357, Marshall, 1987 (15 games)

### Most First Downs, Season

658, Marshall, 1996 (15 games)

### Most Plays, Season

1161, Marshall, 1987 (15 games)

### Most Yards Passing, Season

5204, Marshall, 1987 (15 games)

## Southern Conference Defensive Team Records

### Fewest Pass Completions Allowed, Game

0, Marshall vs. UT-Chattanooga, 1982; Marshall vs. VMI, 1989; Marshall vs. Morehead State, 1992. Tied with multiple schools.

### Most Passes Intercepted, Game

7, Marshall vs. Appalachian State, 1991. Tied with several others.

### Most Fumbles Recovered, Game

7, Marshall vs. Jackson State, 1995. Tied with several others.

# MARSHALL'S CONFERENCE RECORDS

## **Most Turnovers Gained, Season**

54, Marshall, 1987 (15 games)

## **Most Passes Intercepted, Season**

31, Marshall, 1987 (15 games)

## **Southern Conference Individual Records**

### **TOTAL OFFENSE**

#### **Most Attempts, Game**

74, Michael Payton (Marshall) vs. Western Carolina, 1992  
(67 passes, 7 rushes)

#### **Most Yards Per Game, Season**

315.8, Tony Petersen (Marshall), 1987 (4737 yards in 15 games)

#### **Most Yards Per Game, Career**

245.2, Tony Petersen (Marshall), 1986-87 (6404 yards in 26 games)

#### **Highest Average Per Play, Game (minimum 15 plays)**

17.0, Michael Payton (Marshall) vs. VMI, 1991 (493 yards in 29 plays)

### **PASSING**

#### **Most Attempts, Game**

68, Tony Petersen (Marshall) vs. W. Carolina, 1987

#### **Most Attempts, Half**

55, Michael Payton (Marshall)

#### **Most Touchdowns, Season**

28, Todd Donnan, 1994

#### **Most Touchdowns, Career**

57, Michael Payton (Marshall), 1989-92

#### **Highest Passing Efficiency, Season**

181.3, Michael Payton (Marshall), 1992

#### **Completion Percentage, Game**

100, Eric Kresser vs. Citadel, 1996 (10-10)

#### **Most Yards, Half**

383, Michael Payton vs. VMI, 1991

#### **Consecutive Games with 400+ Yards**

2, Michael Payton, 1992

#### **Consecutive Passes without Interception**

68, Tony Peterson vs. WCU, 1987

#### **Consecutive Games with Touchdown pass**

11, Todd Donnan, 1994

### **RECEIVING**

#### **Most Catches, Career**

209, Mike Barber (Marshall), 1985-88

#### **Most Touchdowns, Season**

19, Randy Moss (Marshall), 1996

#### **Most Games Catching a Touchdown**

11, Randy Moss (Marshall), 1996

#### **1,000+ Yard Seasons**

3, Mike Barber, 1986-1988

#### **Most Yards by Two Teammates Receiving**

Mike Barber & Sean Doctor - 2,241 (1987)

### **SCORING**

#### **Most Extra Points, Season**

82, Tim Openlander (Marshall), 1996

#### **Most Extra Points, Career**

164, Tim Openlander (Marshall), 1994-96

#### **Most Extra Point Attempts, Career**

216, Tim Openlander (Marshall), 1994-96

216, Dewey Klein (Marshall), 1988-91

#### **Most Extra Point Attempts Made, Consecutive**

58, Tim Openlander, 1996

#### **Highest Percentage of Extra Points Made**

100.0, Tim Openlander (Marshall), 1995 (58)\*

\* - NCAA Record.


### **ALL-PURPOSE**

#### **Most Plays, Game**

54, Ron Darby (Marshall) vs. Western Carolina, 1988  
(47 rushes, 4 pass receptions, 3 kickoff returns)

#### **Most Yards, Game**

332, Troy Brown (Marshall) vs. VMI, 1991  
(248 pass receiving, 43 kickoff returns, 44 punt returns)



▲ Tim Openlander holds the Southern Conference record in five different categories, including an NCAA record 58-of-58 on extra point attempts made in 1995.

#### **Longest Play (Pass)**

99, Todd Donnan (Marshall) to Troy Brown vs. VMI, 1991

#### **Most Extra Point Attempts Made, Consecutive**

58, Tim Openlander, 1996

#### **Highest Percentage of Extra Points Made**

100.0, Tim Openlander (Marshall), 1995 (58)\*

\* - NCAA Record.

### **KICK AND PUNT RETURNS**

#### **Most Punt Returns for Touchdown, Career**

4, Tim Martin (Marshall), 1993-96

#### **Highest Average Gain Per Kick Return, Season**

39.0, Troy Brown, 1991

#### **Highest Average Gain Per Kick Return, Career**

29.7, Troy Brown, 1991-92

#### **Most Touchdowns on Kick Return**

3, Troy Brown, 1991

# JOAN C. EDWARDS STADIUM RECORDS



▲ A Joan C. Edwards Stadium record crowd of 36,914 witnessed the Herd's clash with Kansas State Wildcats on Sept. 10, 2005. The record-setting attendance figure shattered the previous attendance record by more than 3,000 fans.

## Top 20 All-Time Crowds

|     |        |  |                 |
|-----|--------|--|-----------------|
| 1.  | 36,914 | .....Kansas State 21, Marshall 19      | Sept., 10, 2005 |
| 2.  | 33,537 | .....Marshall 49, Kent State 33        | Oct. 11, 2003   |
| 3.  | 33,204 | .....Marshall 31, Miami 17             | Oct. 3, 1998    |
| 4.  | 33,116 | .....Marshall 24, New Hampshire 23     | Sept. 7, 1991   |
| 5.  | 32,900 | .....Marshall 26, Central Florida 21   | Sept. 20, 2002  |
| 6.  | 32,106 | .....Montana 22, Marshall* 20          | Dec. 16, 1995   |
| 7.  | 32,034 | .....Marshall 37, Bowling Green 31     | Sept. 29, 2001  |
| 8.  | 32,012 | .....Marshall 27, Ohio 0               | Nov. 15, 1997   |
| 9.  | 31,511 | .....Marshall 17, Toledo 24            | Sept. 12, 2003  |
| 10. | 31,304 | .....Marshall 31, Youngstown State* 28 | Dec. 19, 1992   |
| 11. | 31,042 | .....Marshall 50, Appalachian State 17 | Aug. 31, 2002   |
| 12. | 30,419 | .....Marshall 51, Miami 31             | Nov. 11, 2000   |
| 13. | 30,225 | .....Marshall 63, SE Missouri St. 7    | Aug. 31, 2002   |
| 14. | 30,203 | .....Marshall 38, Toledo 13            | Oct. 14, 1999   |
| 15. | 30,194 | .....Marshall 34, Temple 0             | Sept. 25, 1999  |
| 16. | 30,128 | .....Marshall 48, Buffalo 14           | Oct. 23, 2004   |
| 17. | 30,081 | .....Marshall 41, Northern Illinois 9  | Oct. 30, 1999   |
| 18. | 30,063 | .....Marshall 42, Central Michigan 21  | Oct. 20, 2001   |
| 19. | 30,052 | .....Marshall 49, Montana* 29          | Dec. 21, 1996   |
| 20. | 29,884 | .....Marshall 42, Akron 24             | Nov. 1, 2003    |

\* NCAA Division I-AA National Championship game

## Team Single-Game Records

### Rushing

**Marshall:** 392 vs. Kent State (Oct. 11, 2003)  
**Opponent:** 372 by Youngstown State (Nov. 24, 2001)

### First Downs

**Marshall:** 35 vs. Furman (Nov. 11, 1994);  
 vs. Middle Tennessee (Nov. 26, 1994)  
**Opponent:** 31 by The Citadel (Oct. 29, 1994); Montana (Dec. 21, 1996);  
 Akron (Oct. 27, 2001)

### Passes Attempted

**Marshall:** 52 vs. Eastern Michigan (Oct. 25, 1997)  
**Opponent:** 63 by Howard (Dec. 4, 1993)

### Passes Completed

**Marshall:** 44 vs. Ball State (Nov. 30, 2002)  
**Opponent:** 36 by Montana (Dec. 21, 1996)

### Passing Yards

**Marshall:** 642 vs. VMI (Nov. 16, 1991)  
**Opponent:** 369 by Eastern Illinois (Sept. 12, 1992)

### Total Offense

**Marshall:** 642 vs. VMI (Nov. 16, 1991)  
**Opponent:** 369 by Eastern Illinois (Sept. 12, 1992)

### Longest Field Goal

**Marshall:** 53 by Curtis Head vs. Buffalo (Oct. 12, 2002)  
**Opponent:** 52 by Justin Ventura, Eastern Michigan (Oct. 25, 1997)

### Scoring

**Marshall:** 71 vs. Morehead State (Sept. 3, 1994)  
**Opponent:** 37 by Appalachian State (Nov. 7, 1992)

## Individual Single-Game Records

### Most Rushing Attempts

**Marshall:** 41 by Chris Parker vs. Troy (Dec. 11, 1993)  
**Opponent:** 35 by Bob Hendry, Akron (Oct. 27, 2001)

### Rushing Yards

**Marshall:** 202 by Chris Parker vs. East Tennessee State (Nov. 6, 1993)  
**Opponent:** 201 by P.J. Mays, Youngstown State (Nov. 24, 2001)

### Longest Rushes

**Marshall:** 89 by Chris Parker vs. Eastern Illinois (Sept. 12, 1992)  
**Opponent:** 83 by Dave Dawson, Buffalo (Oct. 23, 2004)

### Rushing Touchdowns

**Marshall:** 4 by Doug Chapman vs. Ball State (Oct. 24, 1998);  
 by Chris Parker vs. Delaware (Dec. 4, 1993)  
**Opponent:** 4 by Trinity Dawson, Toledo (Dec. 7, 2002)

# JOAN C. EDWARDS STADIUM RECORDS



▲ Former Heisman Trophy finalist Randy Moss holds the Joan C. Edwards Stadium single-game record with 288 receiving yards against Delaware.

## Passing Attempts

**Marshall:** 50 by Chad Pennington vs. EMU (Oct. 25, 1997)  
**Opponent:** 63 by Jay Walker, Howard (Nov. 27, 1993)

## Pass Completions

**Marshall:** 36 by Chad Pennington vs. EMU (Oct. 25, 1997)  
**Opponent:** 36 by Brian Ah Yat, Montana (Dec. 21, 1996)

## Passing Yards

**Marshall:** 496 by Michael Payton vs. VMI (Nov. 16, 1991)  
**Opponent:** 344 by Tavares Bolden, Toledo (Oct. 14, 1999)

## Longest Pass

**Marshall:** 99, Todd Donnan to Troy Brown vs. VMI (Nov. 16, 1991)  
**Opponent:** 97, Joshua Cribbs to Najah Pruden, Kent State (Oct. 11, 2003)

## Passing Touchdowns

**Marshall:** 6 by Byron Leftwich vs. Ohio (Nov. 17, 2001)  
**Opponent:** 3 by D.J. Campbell, Appalachian State (Nov. 7, 1992)  
Chris Berg, Northern Iowa (Dec. 2, 1992); Ted White, Howard (Sept. 7, 1996); Andy Sahm, BGSU (Sept. 29, 2001); Ben Roethlisberger, Miami (Nov. 11, 2002); Joshua Cribbs, Kent State (Oct. 11, 2003)

## Pass Receptions

**Marshall:** 15 by David Foye vs. Kent State (Oct. 21, 2000)  
**Opponent:** 13 by Joe Douglas, Montana (Dec. 21, 1996)

## Receiving Yards

**Marshall:** 288 by Randy Moss vs. Delaware (Nov. 30, 1996)  
**Opponent:** 216 by MacArthur Johnson, Howard (Sept. 7, 1996)

## Touchdown Receptions

**Marshall:** 4 by Randy Moss vs. The Citadel (Nov. 2, 1996), vs. Montana (Dec. 21, 1996); Darius Watts vs. Ohio (Nov. 17, 2001)  
**Opponent:** 3 by MacArthur Johnson, Howard (Sept. 7, 1996)

## Number of Punts

**Marshall:** 9 by Travis Colquitt vs. Howard (Nov. 27, 1993)  
**Opponent:** 11 by Chuck Vance, West Virginia State (Sept. 24, 1994); by Niall Duggan, Hofstra (Aug. 30, 2003)

## Longest Punt

**Marshall:** 68 by Travis Colquitt vs. VMI (Oct. 9, 1993)  
**Opponent:** 62 by Scott McMahan, Buffalo (Oct. 12, 2002)

## Interception Yardage

**Marshall:** 100 by Derek Grier vs. East Tennessee State (Nov. 23, 1991); by Melvin Cunningham vs. James Madison (Dec. 3, 1994)  
**Opponent:** 99 by Julius Grant, Western Carolina (Nov. 20, 1993)

## Punt Returns

**Marshall:** 8 by Tim Martin vs. Northern Iowa (Dec. 14, 1996)  
**Opponent:** 5 by Keita Malloy, Delaware (Dec. 4, 1993)

## Punt Return Yards

**Marshall:** 114 by Troy Brown vs. Morehead State (Sept. 14, 1991)  
**Opponent:** 105 by DaVon Fowlkes, Appalachian State (Aug. 31, 2002)

## Longest Kickoff Return

**Marshall:** 93 by James Williams vs. Liberty (Sept. 11, 1999)  
**Opponent:** 92 by Matt Carter, Akron (Oct. 27, 2001)

## Scoring

**Marshall:** 24 by Doug Chapman vs. Ball State (Oct. 24, 1998); by Chris Parker vs. Delaware (Dec. 4, 1993); by Randy Moss vs. The Citadel (Nov. 2, 1996); by Randy Moss vs. Montana (Dec. 21, 1996); by Darius Watts vs. Ohio (Nov. 17, 2001)  
**Opponent:** 24 by Trinity Dawson, Toledo (Dec. 7, 2002)

# MARSHALL VS. RANKED OPPONENTS

## Marshall vs. Ranked Opponents

Since moving to Division I-A in 1997, the Herd has enjoyed a pair of landmark victories against nationally-ranked opponents. The following is the Marshall Thundering Herd's game-by-game results against NCAA Division I-A opponents ranked in the Associated Press (since 1936), UP (1950-92), CNN (1993-96), ESPN/USA Today (1997-2004) or USA Today (since 2005) Top 25 polls since 1936.

| Date     | Opponent  | Result   |
|----------|---|----------|
| 9/11/76  | Miami (Ohio)<br>#20 (Associated Press)              | W, 21-16 |
| 8/31/95  | North Carolina State<br>#25 (CNN)                   | L, 16-33 |
| 12/27/99 | BYU (Motor City Bowl)<br>#25 (CNN)                  | W, 21-3  |
| 9/9/00   | Michigan State<br>#23 (ESPN)/#24 (Associated Press) | L, 24-34 |
| 9/1/01   | Florida<br>#1 (Associated Press/ESPN)               | L, 14-49 |
| 9/12/02  | Virginia Tech<br>#7 (Associated Press/ESPN)         | L, 21-47 |
| 9/6/03   | Tennessee<br>#11 (Associated Press/#12 (ESPN)       | L, 24-34 |
| 9/20/03  | Kansas State<br>#6 (Associated Press/ESPN)          | W, 27-20 |
| 9/11/04  | Ohio State<br>#9 (Associated Press/ESPN)            | L, 21-24 |
|          | Georgia<br>#3 (Associated Press/ESPN)               | L, 3-13  |
| 10/7/05  | Virginia Tech<br>#3 (Associated Press/ESPN)         | L, 14-41 |

## Marshall in the Polls

Since moving to Division I-A in 1997, the Herd has finished in the final Top 25 polls two different times.

### 1999 Final Rankings

| RB       | ESPN      | AP        |                   | Record      |
|----------|-----------|-----------|-------------------|-------------|
| 1        | 1         | 1         | Florida State     | 12-0        |
| 5        | 3         | 2         | Virginia Tech     | 11-1        |
| 2        | 2         | 3         | Nebraska          | 12-1        |
| 8        | 4         | 4         | Wisconsin         | 10-2        |
| 3        | 5         | 5         | Michigan          | 10-2        |
| 4        | 6         | 6         | Kansas State      | 11-1        |
| 7        | 7         | 7         | Michigan State    | 10-2        |
| 11       | 8         | 8         | Alabama           | 10-3        |
| 10       | 9         | 9         | Tennessee         | 9-3         |
| <b>6</b> | <b>10</b> | <b>10</b> | <b>Marshall</b>   | <b>13-0</b> |
| 9        | 11        | 11        | Penn State        | 10-3        |
| 12       | 14        | 12        | Florida           | 9-4         |
| 13       | 12        | 13        | Mississippi State | 10-2        |
| 15       | 13        | 14        | Southern Miss     | 9-3         |
| 19       | 15        | 15        | Miami (Fla.)      | 9-4         |
| 16       | 16        | 16        | Georgia           | 8-4         |
| 17       | 19        | 17        | Arkansas          | 8-4         |
| 26       | 17        | 18        | Minnesota         | 8-4         |
| 14       | 18        | 19        | Oregon            | 9-3         |
| 27       | 21        | 20        | Georgia Tech      | 8-4         |
| 33       | 23        | 21        | Texas             | 9-5         |
| 28       | 22        | 22        | Mississippi       | 8-4         |
| 21       | 20        | 23        | Texas A&M         | 8-4         |
| 18       | 25        | 24        | Illinois          | 8-4         |
| 20       | -         | 25        | Purdue            | 7-5         |
| 28       | 24        | -         | Stanford          | 8-4         |

### 2002 Final Rankings

| RB        | ESPN      | AP        |                      | Record      |
|-----------|-----------|-----------|----------------------|-------------|
| 1         | 1         | 1         | Ohio State           | 14-0        |
| 2         | 2         | 2         | Miami (Fla.)         | 12-1        |
| 3         | 3         | 3         | Georgia              | 13-1        |
| 5         | 4         | 4         | Southern California  | 11-2        |
| 4         | 5         | 5         | Oklahoma             | 12-2        |
| 6         | 7         | 6         | Texas                | 11-2        |
| 12        | 6         | 7         | Kansas State         | 11-2        |
| 7         | 8         | 8         | Iowa                 | 11-2        |
| 10        | 9         | 9         | Michigan             | 10-3        |
| 9         | 10        | 10        | Washington State     | 10-3        |
| 15        | PB        | 11        | Alabama              | 10-3        |
| 8         | 11        | 12        | North Carolina State | 11-3        |
| 17        | 13        | 13        | Maryland             | 11-3        |
| 13        | 16        | 14        | Auburn               | 9-4         |
| 14        | 12        | 15        | Boise State          | 12-1        |
| 20        | 15        | 16        | Penn State           | 9-4         |
| 11        | 17        | 17        | Notre Dame           | 10-3        |
| 19        | 14        | 18        | Virginia Tech        | 10-4        |
| 24        | 18        | 19        | Pittsburgh           | 9-4         |
| 28        | 21        | 20        | Colorado             | 9-5         |
| 22        | 23        | 21        | Florida State        | 9-5         |
| 16        | 25        | 22        | Virginia             | 9-5         |
| 39        | 22        | 23        | TCU                  | 10-2        |
| <b>25</b> | <b>19</b> | <b>24</b> | <b>Marshall</b>      | <b>11-2</b> |
| 18        | 20        | 25        | West Virginia        | 9-4         |
| 30        | 24        | -         | Florida              | 8-4         |