



UTEP MINERS FOOTBALL '22

UTEP vs. Boise State | 7 p.m. MT | Friday, Sept. 23 | Sun Bowl Stadium (45,971) | El Paso, Texas

GAME 5 VS. BOISE STATE



UTEP Miners (1-3, 0-1 Conference USA)

Head Coach: Dana Dimel (Kansas State, 1986)

Career Record: 43-75 (11th season)

Record at UTEP: 13-36 (5th season)

Home: 1-1 | Road: 0-2 | Neutral: 0-0 | Streak: L1

VS



Boise State Broncos (2-1, 1-0 Mountain West)

Head Coach: Andy Avalos (Boise State, 2005)

Career Record: 9-6 (2nd season)

Record at BSU: same

Home: 1-0 | Road: 1-1 | Neutral: 0-0 | Streak: W2

TUNE IN

TV: CBSSN

Rich Waltz (PxP)
Aaron Taylor (Analyst)
Sherree Burruss (Sideline)



RADIO: KLAQ 95.5

Jon Teicher (PxP)
Cole Freytag (Analyst)
Mando Medina (Sideline)



COACHING STAFF

Dana Dimel, Head Coach
Dave Warner, Offensive Coord./QBs
Bradley Dale Peveto, Defensive Coord./LBs
Aaron Price, Special Teams Coord.
Matt Wallerstedt, Assoc. HC/Defensive Line
Barrick Nealy, Asst. HC/Running Backs
Dante Barnett, Secondary/Safeties *
Trevin Wade, Cornerbacks
Scotty Ohara, Pass Game Coord./WRs
Drew Liddle, Tight Ends/Fullbacks *
Mike Simmonds, Offensive Line
* Indicates in the booth

TABLE OF CONTENTS

Media Information	2
Rosters	3-4
Depth Chart	5
Game Notes	6-8
Head Coach Dana Dimel	9-10
2021 Statistics	11-14
2021 Start Chart	15
Game-by-Game Stats	18
Single-Game Highs	17-18

THE VENUE

Stadium: Sun Bowl Stadium
Capacity: 45,971
Surface: Artificial (Classic HD CoolPlay)

ATHLETIC COMMUNICATIONS

Drew Bonney (Primary)

Assistant AD/Communications
O: 915.747.7447
C: 915.309.4478
Email: arbonney@utep.edu

Mark Brunner (Secondary)

Associate Director/Communications
Email: mbrunner@utep.edu

MINERS AT A GLANCE

UTEP HOSTS BOISE STATE UNDER THE FRIDAY NIGHT LIGHTS

UTEP will host Boise State for the first time in 18 seasons in a Friday night matchup. The Miners and Broncos will kick off at 7 p.m. in the Sun Bowl. The contest will be televised nationally on CBS Sports Network.

» FIRST TIME SINCE 2004

The Miners are hosting the Broncos for the first time since Sept. 18, 2004.

» CAL LEADING THE WAY

Cal Wallerstedt leads Conference USA with 5.5 tackles for loss. He ranks tied 13th nationally in that department. He also leads UTEP with 3.0 sacks.

» GOOD KNIGHT

Tyrice Knight is averaging 9.3 tackles per game, ranking tied 27th nationally and seventh in Conference USA. Knight's 37 total tackles rank seventh nationally and second in C-USA.

» PUNTER FROM DOWN UNDER

Joshua Sloan leads Conference USA in punting average (46.7) and ranks 11th nationally.

» TYRIN'S TEARING IT UP

Tyrin Smith, after tallying a career-high 183 yards on eight catches at UNM, leads Conference USA in receiving yards per game (109.3), receiving yards (437) and receptions (27). Smith ranks fourth in FBS in receiving yards.

» HANKINS'S FIRST TD OF 2022

Deion Hankins scored his first touchdown of the season, a one-yard rush into the end zone at UNM. It's Hankins 16th career rushing touchdown.

» KOBE'S FIRST DOUBLE-DIGIT TACKLE PERFORMANCE

Kobe Hylton chalked up his first double-digit tackle performance, tallying a career-high 10 tackles at New Mexico.

SERIES BREAKDOWN

SERIES INFORMATION

Overall:	Boise State leads 6-0
El Paso:	Boise State leads 2-0
Boise:	Boise State leads 4-0
Neutral:	n/a
Postseason:	Boise State leads 1-0
Most UTEP Points:	31 (BSU, 47-31, 2004)
Most BSU Points:	58 (BSU, 58-3, 2002)
Most Combined Points:	78 (BSU, 47-31, 2004)
Biggest UTEP Win:	n/a
Biggest BSU Win:	55 (BSU, 58-3, 2002)
First Meeting:	BSU won 38-23 in Boise (11.28.00)
Last Meeting:	BSU won 54-13 in Boise (09.10.21)
Streak:	Boise State, W6

C-USA STANDINGS

TEAM	C-USA	OVERALL
Florida Atlantic	1-0	2-2
North Texas	1-0	2-2
Middle Tennessee	0-0	2-1
Rice	0-0	2-1
UAB	0-0	2-1
WKU	0-0	2-1
FIU	0-0	1-1
LA Tech	0-0	1-2
UTSA	0-0	1-2
UTEP	0-1	1-3
Charlotte	0-1	1-3

2022 SCHEDULE & RESULTS



NORTH TEXAS*
Aug. 27
El Paso, Texas
STADIUM
L, 31-13



OKLAHOMA
Sept. 3
Norman, Okla.
FOX
L, 45-13



NM STATE
Sept. 10
El Paso, Texas
ESPN+
W, 20-13



NEW MEXICO
Sept. 17
Albuquerque, N.M.
MW NETWORK
L, 27-10



BOISE STATE
Sept. 23
El Paso, Texas
CBSSN
7:00 PM MT



CHARLOTTE*
Oct. 1
Charlotte, N.C.
ESPN+
4:00 PM MT



LA TECH*
Oct. 8
Ruston, La.
ESPN+
5:00 PM MT



FAU*
Oct. 22
El Paso, Texas
ESPN+
2:00 PM MT



MIDDLE TENNESSEE*
Oct. 29
El Paso, Texas
ESPN+
7:00 PM MT



RICE*
Nov. 3
Houston, Texas
CBSSN
5:00 PM MT



FIU*
Nov. 19
El Paso, Texas
ESPN+
2:00 PM MT



UTSA*
Nov. 26
San Antonio, Texas
STADIUM
1:30 PM MT

UTEP FOOTBALL WEEKLY SCHEDULE

19 MON	20 TUES	21 WED	22 THURS	23 FRI	24 SAT	25 SUN
<p>Practice (Glory Field) 9:25-10:25 a.m. (Only players available at the LKD following practice)</p> <p>Coach Dimel Press Conference 2:30 p.m. MT Upstairs LKD</p>	<p>Practice (Glory Field) 9-11 a.m. (Players & coach available following practice)</p> <p>UTEP Football with Dana Dimel Radio Show 5:30-6:30 p.m. Moon Tower Sports Bar 600 ESPN El Paso</p>	<p>Practice (Sun Bowl) 9-11 a.m. (Players & coach available following practice)</p>	No Availability	<p>GAME DAY UTEP vs. Boise State 7 PM Sun Bowl</p> <p>POSTGAME Coach Dimel and student-athletes will be available following the conclusion of the game.</p>	No Availability	No Availability

MONDAY PRESS CONFERENCES

Head coach Dana Dimel will meet with the media at 2:30 p.m. MT every Monday prior to a game in the Hall of Champions at the Larry K. Durham Center. **Audio and a short transcription from the press conference will be emailed out to media on Monday afternoons.**

PRACTICE COVERAGE

In addition to Monday's press conference, UTEP student-athletes and coaches are available for interviews following practice on Tuesday, Wednesday and Thursday of game week. All interview requests must be directed to the UTEP Athletic Communications Office at least 24 hours in advance. **Please send all requests via email to arbonney@utep.edu.**

COACH/PLAYER AVAILABILITY

Members of the UTEP coaching staff are available during the designated days and times throughout the year. Select players are also available during the designated days and times.

SOCIAL MEDIA

UTEP fans can access the most in-depth information regarding all the University's programs through social media opportunities available online.

Twitter – Members of the UTEP Athletic Communications department will be tweeting throughout the year with the latest news and in-game score updates. To follow them, simply find them on Twitter.

@UTEPFB – Direct reports from football practices, games and more.

MEDIA INFORMATION

COLLEGEPRESSBOX.COM

Collegepressbox is the official media website for Division I football. Access and download game notes, quotes, statistics, media guides, headshots, logos and more for all FBS schools, conferences, postseason games, awards and the College Football Playoff. For access, please register for an account at collegepressbox.com/register.

DAILY MEDIA AVAILABILITY

The following is a general weekly schedule of media availability for the UTEP football team. Members of the media are expected to adhere to these policies at all times. All interview requests should be made to UTEP Assistant Athletic Director/Communications Drew Bonney at least 24 hours in advance. All media availability times are subject to change. Please contact Drew Bonney for any changes in the schedule.

Monday: UTEP's weekly press conference starts with statements from head coach Dana Dimel beginning at approximately 2:30 p.m. MT every Monday prior to a game.

Monday-Wednesday: Practice will be held from 9-11 a.m. Coaches and players are available following the conclusion of practice.

Saturday and Sunday: No availability.

Friday: Postgame availability only. Head coach Dana Dimel and select student-athletes will be available for interviews following the conclusion of the game. The UTEP locker room, home or away, is **CLOSED** to the media at all times.

For games in El Paso, all UTEP postgame press conferences will be held after each game following a 10-minute cooling off period. No in-person interviews will be allowed on the field with players and/or coaches immediately following games. Coach Dimel and select players will be available in the press conference following games.

CONFERENCE USA FOOTBALL COACHES' TRANSCRIPTS

Conference USA schools will submit transcripts of weekly press conferences each week to CollegePressBox.com.

INTERVIEW REQUESTS

All interview requests must be made at least 24 hours in advance and must be submitted to Drew Bonney at arbonney@utep.edu.

#RiseUp915

NUMERICAL ROSTER



NO.	NAME	POS.	HT.	WT.	CL.	EXP.	HOMETOWN/PREVIOUS SCHOOL
0	Jeremiah Ballard	WR	6-3	205	R-Fr.	RS	Houston, Texas/Dobie HS
0	Maurice Westmoreland	DE	6-2	235	So.	TR	Houston, Texas/Kilgore College
1	Tyrin Smith	WR	5-7	170	So.	1L	Cibolo, Texas/Cisco College
1	Tyson Wilson	S	5-10	180	R-Jr.	2L	McKinney, Texas/McKinney HS
2	Gavin Hardison	QB	6-3	215	R-Jr.	2L	Hobbs, N.M./NMMI
2	Kobe Hylton	DB	6-0	205	So.	TR	Snellville, Ga./Louisiana
3	Reynaldo Flores	RB/WR	6-0	205	R-Sr.	4L	El Paso, Texas/Ysleta HS
3	Tyreke James	S	5-11	199	R-Sr.	2L	Richmond, Calif./Contra Costa College
4	Kelly Akharaiyi	WR	6-1	195	R-So.	TR	Irving, Texas/Tyler JC
4	Jerome Wilson Jr.	LB	6-2	229	R-Fr.	1L	Etiwanda, Calif./Etiwanda HS
5	Torrance Burgess Jr.	RB	5-6	175	So.	TR	Pearland, Texas/Tyler JC
5	James Neal	LB	6-0	223	Jr.	1L	Paris, Texas/Tyler JC
6	Jake McNamara	QB	5-11	189	Fr.	HS	Franklin, Tenn./Page HS
6	Gary Theard	LB	6-2	238	Sr.	2L	Upland, Calif./Chaffey College
7	Calvin Brownholtz	QB	6-2	202	R-Jr.	3L	Carmichael, Calif./Jesusit HS
7	Kelton Moss	DT	6-1	294	Sr.	2L	Jonesboro, La./Kilgore College
8	Torey Richardson	CB	6-0	183	Jr.	1L	Tomball, Texas/Blinn JC
8	Emari White	WR	6-0	185	So.	TR	Antelope, Calif./Sierra College
9	Jostein Clarke	WR	6-3	195	R-So.	0L	Prosper, Texas/Tyler JC
9	Latrez Shelton	CB	6-1	192	So.	TR	St. Louis, Mo./Iowa Western CC
10	Tyrice Knight	LB	6-2	235	Sr.	2L	Lakeland, Fla./Independence CC
10	Kevin Hurley	QB	6-3	233	R-So.	0L	Walnut, Miss./NE Mississippi CC
11	Cade McConnell	QB	6-1	195	So.	TR	Los Alamitos, Calif./Cerritos College
11	Jadrian Taylor	DE	6-1	246	Sr.	2L	Lufkin, Texas/Kilgore College
12	Josh Farr	WR	6-0	189	R-Jr.	0L	Carmichael, Calif./Sierra College
12	Trejon Hugue	S	6-0	181	Jr.	1L	Mansfield, Texas/Cisco College
13	Dennis Barnes	DB	5-11	170	Sr.	2L	Jefferson City, Mo./Fort Scott CC
13	Joshua Sloan	P	6-2	189	So.	2L	Melbourne, Australia/ProKick Australia
13	Amier Boyd-Matthews	CB	6-1	180	Fr.	HS	Tempe, Ariz./Mountain Pointe HS
14	Zach Rodriguez	QB	6-3	195	Fr.	HS	El Paso, Texas/El Paso HS
15	Bryton Thompson	DE	6-1	246	Jr.	TR	Harker Heights, Texas/Blinn College
16	Tyler Williams	S	6-0	195	R-Fr.	RS	Santa Maria, Calif./St. Joseph HS
17	Mister Chavis	RB/WR	5-8	167	R-Fr.	RS	Maricopa, Ariz./Maricopa HS
17	Breon Hayward	LB	6-0	230	R-Sr.	2L	Houston, Texas/Marshall
18	John Burris III	CB	6-0	176	R-Fr.	RS	Mesquite, Texas/Mesquite Horn HS
18	Ryan Gonzales	WR	5-8	169	Fr.	HS	El Paso, Texas/Eastwood HS
19	Mike Malewitz	WR	5-10	189	R-Jr.	1L	Grand Rapids, Mich./Bowling Green
19	Deshawn Trotter	CB	6-2	205	Sr.	2L	Henderson, Nev./Sacramento City College
20	TreVion Ballard	CB	5-10	170	Jr.	0L	Los Alamitos, Calif./Cerritos College
20	Jalen Joseph	RB	5-8	209	R-So.	1L	El Paso, Texas/Andress HS
21	Marcus Bellon	WR	5-9	180	So.	TR	Truckee, Calif./Santa Barbara CC
21	Justin Prince	S	5-10	193	R-Sr.	3L	Inglewood, Calif./Long Beach City College
22	Josiah Allen	CB	5-10	179	So.	TR	Elk Grove, Calif./Sacramento City College
22	Ronald Awatt	RB	6-0	213	R-Sr.	3L	Lubbock, Texas/Frenship HS
23	Praise Amaewhule	DE	6-3	250	R-Jr.	3L	Katy, Texas/Katy Taylor HS
23	Penny Baker	WR	5-9	170	R-So.	0L	Austin, Texas/TCU
24	McKel Broussard	S	6-0	192	R-So.	2L	Sherman Oaks, Calif./Notre Dame HS
24	Jaylen Davis	WR	5-8	167	So.	TR	Bellaire, Texas/Houston
25	Joe Hagopian	S	5-10	179	Jr.	1L	Sacramento, Calif./Sacramento City College
26	Walter Dawn Jr.	WR	5-7	178	R-Sr.	4L	Mesquite, Texas/Poteet HS
26	Daryl Minor	LB	6-0	223	So.	TR	Corinth, Texas/Tyler JC
27	Davis Burns	S	6-0	192	R-Fr.	RS	El Paso, Texas/Coronado HS
28	Darius Baptist	S	6-0	186	Sr.	1L	Hutto, Texas/Hardin-Simmons
28	Cartraven Walker	RB	5-6	175	R-So.	0L	Mansfield, Texas/Cisco College
29	Atiq Muhammad	CB	6-2	187	Fr.	HS	Rockford, Ill./Guilford HS
30	Cal Wallerstedt	LB	5-10	223	R-Jr.	1L	Harrisburg, N.C./Hickory Ridge HS
31	D'Angelo Bellamy	DB	6-1	207	Jr.	TR	Modesto, Calif./Modesto JC

NO.	NAME	POS.	HT.	WT.	CL.	EXP.	HOMETOWN/PREVIOUS SCHOOL
31	James Tupou	FB	5-10	230	Sr.	4L	Allen, Texas/Allen HS
32	Ilijah Johnson	CB	5-11	170	R-Fr.	RS	Maricopa, Ariz./Maricopa HS
33	Deion Hankins	RB	6-0	226	R-So.	2L	El Paso, Texas/Parkland HS
33	Dresden Mclver-Brown	DT	6-0	259	R-Fr.	RS	San Antonio, Texas/Veterans Memorial HS
34	Kiante Liggins	LB	6-0	236	R-Fr.	RS	El Paso, Texas/Andress HS
35	Zachary Essih	FB/LB	5-8	213	Fr.	HS	Arlington, Texas/Mansfield Timberview HS
35	Brady Wolfe	S	6-0	196	R-Fr.	RS	Wolfforth, Texas/Frenship HS
36	Buzz Flabiano	K/P	6-0	175	Fr.	HS	Plano East, Texas/Plano East HS
37	Angelo Tejada	LS	5-11	222	So.	2L	Converse, Texas/Judson HS
38	Verenzo Holmes	S	5-10	185	Sr.	0L	Grovetown, Ga./NW Mississippi CC
39	Josh Hancock	LS	5-9	185	R-Fr.	RS	El Paso, Texas/Coastal Christian Homeschool
40	Gavin Baechle	K/P	6-1	170	Sr.	4L	McKinney, Texas/McKinney HS
42	Deylon Williams	DE	6-2	251	r-Sr.	2L	Smyrna, Tenn./Independence CC
42	Michael Young	FB	5-7	220	R-So.	0L	Colleyville, Texas/Colleyville Heritage HS
43	Julian Lopez	TE	6-1	246	R-So.	0L	El Paso, Texas/Chapin HS
43	Osaiaasi Tauli	LB	6-1	234	R-Fr.	RS	Mesa, Ariz./Mesa HS
44	Samuel Mikaele	TE	6-2	225	Fr.	HS	Santa Barbara, Calif./Bishop Garcia HS
44	Elijah Robinson	DE	6-0	230	So.	2L	Perris, Calif./Citrus Hill HS
45	Trent Thompson	TE	6-1	248	Sr.	4L	Houston, Texas/Cypress Falls HS
46	Connor Villalpando	LS	5-11	192	R-So.	0L	Roswell, N.M./Goddard HS
48	Blake Thompson	DT	6-0	289	R-Sr.	2L	Houston, Texas/Cypress Falls HS
49	Mark Ramos	K	5-8	194	R-So.	1L	El Paso, Texas/Andress HS
50	Tavita Tafuna	DT	6-1	277	R-Jr.	1L	East Palo Alto, Calif./San Mateo JC
52	Xavier Simmons	LB	5-11	220	Fr.	HS	Prince George, Md./Parkland HS
53	Valentino Diaz	DE	6-2	228	Fr.	HS	Boca Raton, Fla./Boca Raton HS
54	Steven Hubbard	OL	6-3	314	R-Jr.	2L	Aldine, Texas/Kilgore College
54	Keenan Stewart	DT	6-1	294	R-Jr.	2L	Cedar Rapids, Iowa/Iowa Western CC
55	Ivan Escobar	DT	6-2	289	So.	TR	El Paso, Texas/NM State
57	Roshau Thomas	DE	6-1	248	R-Fr.	RS	El Paso, Texas/Montwood HS
58	Pedro Escobar	LB	5-11	258	R-Fr.	RS	El Paso, Texas/Montwood HS
59	Otis Pitts	OL	6-3	345	R-So.	0L	Grand Prairie, Texas/Cisco College
60	Joseph Immediato	OL	6-4	338	R-Fr.	RS	El Paso, Texas/Eastwood HS
62	Jael Duran	OL	6-2	275	Fr.	HS	El Paso, Texas/El Paso HS
63	Jeremiah Byers	OL	6-4	331	R-So.	2L	Austin, Texas/L.C. Anderson HS
64	Sedrick Luke	OL	6-2	309	Jr.	TR	North Highlands, Calif./American River College
65	Jagves Garnett	OL	6-5	358	R-Jr.	1L	Cedar Rapids, Iowa/Elsworth CC
66	Justin Mayers	OL	6-3	309	R-So.	2L	Frisco, Texas/Reedy HS
67	Rubi Mervin	OL	6-3	327	R-Sr.	2L	Dumfries, Va./Hutchinson JC
68	Zuri Henry	OL	6-6	293	Sr.	4L	Wylie, Texas/Wylie HS
71	Tristin Tuialuuluu	OL	6-0	296	R-Jr.	2L	El Paso, Texas/Del Valle HS
74	Azizi Henry	OL	6-4	297	R-Fr.	RS	Wylie, Texas/Wylie HS
75	Andrew Meyer	OL	6-3	302	R-Jr.	3L	San Marcos, Calif./San Marcos HS
78	Aluma Nkele	OL	6-6	355	So.	TR	Gardena, Calif./Long Beach City College
79	Elijah Klein	OL	6-4	319	R-Jr.	3L	Mt. Baldy, Calif./Upland HS
80	Kyle McNamara	WR	5-8	184	So.	TR	Reno, Nev./WKU
82	Jacob Trim	TE	6-1	219	R-So.	1L	Leander, Texas/Tom Glenn HS
84	Luke Soto	TE	6-4	258	R-So.	2L	Tehachapi, Calif./Bakersfield College
85	Rashad Beecham	TE	6-1	241	R-Jr.	0L	Cibolo, Texas/Allan Hancock College
86	Lucas Flores	WR	6-2	184	R-Fr.	RS	El Paso, Texas/Ysleta HS
87	Zach Fryar	TE	6-1	240	R-Jr.	2L	Venice, Fla./NMMI
88	Luke Seib	TE	6-4	222	Fr.	HS	Blue Springs, Mo./Blue Springs South HS
89	Juan Camacho Jr.	TE	6-6	248	R-Fr.	RS	El Paso, Texas/Bowie HS
91	Joshua Palu	DT	6-2	290	Jr.	TR	Lakewood, Calif./Cerritos College
92	Dante Granados	DT	6-0	283	R-Fr.	RS	El Paso, Texas/Chapin HS
94	Jalen Rudolph	DT	6-0	266	R-So.	2L	Baton Rouge, La./Junipero Serra HS
98	Logologo Va'a	DT	6-3	292	Fr.	HS	Santa Barbara, Calif./Bishop Garcia HS
99	Sione Tonga'uiaha	DT	6-0	295	So.	2L	Tempe, Ariz./Tempe HS

COACHING STAFF

Dana Dimel – Head Coach (4th Season)
 Dave Warner – Offensive Coordinator/QBs
 Bradley Dale Peveto – Defensive Coordinator/LBs
 Aaron Price – Special Teams Coordinator
 Matt Wallerstedt – Associate Head Coach/Defensive Line/def. run coord.
 Dante Barnett – Secondary/Safeties
 Trevin Wade – Cornerbacks
 Barrick Nealy – Running Backs
 Scotty Ohara – Passing Game Coordinator/Wide Receivers
 Drew Liddle – Tight Ends/Fullbacks
 Mike Simmonds – Offensive Line
 Tramaine Thompson – Quality Control
 James Bain – Quality Control
 Winston Dimel – Graduate Assistant (Offense)
 Ryan Alexander – Graduate Assistant (Defense)
 Seth Newsome – Graduate Assistant (Defense)
 Nick Ast – Graduate Assistant (Offense)

PRONUNCIATIONS

Kelly AKHARAIYI	Ah-CAR-ee	Trejon HUGUE	Hue-Gee
Praise AMAEWHULE	Ah-May-Who-lay	TYRICE Knight	Tie-Reece
Ronald AWATT	A-watt	Mike MALEWITZ	Mal-uh-witts
Gavin BAECHLE	Beck-lee	Aluma NKELE	N-Kelly
TREVION Ballard	Treh-Vee-On	TEVITA TAFUNA	Tuh-VEE-tuh Tuh-Foo-nuh
JOSTEIN Clarke	Joss-Teen	Angelo TEJADA	Tay-hah-duh
Dante GRANADOS	Gruh-nah-dose	SIONE TONGA-UIHA	See-on-ee Tonga-who-uh
Joe HAGOPIAN	Huh-GO-pee-an	Tristin TUIALUULUU	Two-ah-lu-lu
Deion HANKINS	Hane-kins	James TUPOU	Two-poe
AZIZI Henry	Ah-zee-zee	Connor VILLALPANDO	Villa-pan-doe
ZURI Henry	Zur-ee	DEYLON Williams	DAY-lonn

ALPHABETICAL ROSTER



NO.	NAME	POS.	HT.	WT.	CL.	EXP.	HOMETOWN/PREVIOUS SCHOOL	NO.	NAME	POS.	HT.	WT.	CL.	EXP.	HOMETOWN/PREVIOUS SCHOOL
4	Kelly Akharaiyi	WR	6-1	195	R-So.	TR	Irving, Texas/Tyler JC	43	Julian Lopez	TE	6-1	246	R-So.	0L	El Paso, Texas/Chapin HS
22	Josiah Allen	CB	5-10	179	So.	TR	Elk Grove, Calif./Sacramento City College	64	Sedrick Luke	OL	6-2	309	Jr.	TR	North Highlands, Calif./American River College
23	Praise Amaewhule	DE	6-3	250	R-Jr.	3L	Katy, Texas/Katy Taylor HS	19	Mike Malewitz	WR	5-10	189	R-Jr.	1L	Grand Rapids, Mich./Bowling Green
22	Ronald Awatt	RB	6-0	213	R-Sr.	3L	Lubbock, Texas/Frenship HS	66	Justin Mayers	OL	6-3	309	R-So.	2L	Frisco, Texas/Reedy HS
40	Gavin Baechle	K/P	6-1	170	Sr.	4L	McKinney, Texas/McKinney HS	11	Cade McConnell	QB	6-1	195	So.	TR	Los Alamitos, Calif./Cerritos College
0	Jeremiah Ballard	WR	6-3	205	R-Fr.	RS	Houston, Texas/Dobie HS	33	Dresden Mclver-Brown	DT	6-0	259	R-Fr.	RS	San Antonio, Texas/Veterans Memorial HS
20	TreVion Ballard	CB	5-10	170	Jr.	0L	Los Alamitos, Calif./Cerritos College	6	Jake McNamara	QB	5-11	189	Fr.	HS	Franklin, Tenn./Page HS
28	Darius Baptist	S	6-0	186	Sr.	1L	Hutto, Texas/Hardin-Simmons	80	Kyle McNamara	WR	5-8	184	So.	TR	Reno, Nev./WKU
23	Penny Baker	WR	5-9	170	R-So.	0L	Austin, Texas/TCU	67	Robert Mervin	OL	6-3	327	R-Sr.	2L	Dumfries, Va./Hutchinson JC
13	Dennis Barnes	DB	5-11	170	Sr.	2L	Jefferson City, Mo./Fort Scott CC	75	Andrew Meyer	OL	6-3	302	R-Jr.	3L	San Marcos, Calif./San Marcos HS
85	Rashad Beecham	TE	6-1	241	R-Jr.	0L	Cibola, Texas/Allan Hancock College	44	Samuel Mikaele	TE	6-2	225	Fr.	HS	Santa Barbara, Calif./Bishop Garcia HS
31	D'Angelo Bellamy	DB	6-1	207	Jr.	TR	Modesto, Calif./Modesto JC	26	Daryl Minor	LB	6-0	233	So.	TR	Corinth, Texas/Tyler JC
21	Marcus Bellon	WR	5-9	180	So.	TR	Truckee, Calif./Santa Barbara CC	7	Kelton Moss	DT	6-1	294	Sr.	2L	Jonesboro, La./Kilgore College
14	Amier Boyd-Matthews	CB	6-1	180	Fr.	HS	Tempe, Ariz./Mountian Pointe HS	29	Atiq Muhammad	CB	6-2	187	Fr.	HS	Rockford, Ill./Guilford HS
24	McKel Broussard	S	6-0	192	R-So.	2L	Sherman Oaks, Calif./Notre Dame HS	5	James Neal	LB	6-0	223	Jr.	1L	Paris, Texas/Tyler JC
7	Calvin Brownholtz	QB	6-2	202	R-Jr.	3L	Carmichael, Calif./Jesusit HS	78	Aluma Nkele	OL	6-6	355	So.	TR	Gardena, Calif./Long Beach City College
5	Torrance Burgess Jr.	RB	5-6	175	So.	TR	Pearland, Texas/Tyler JC	91	Joshua Palu	DT	6-2	290	Jr.	TR	Lakewood, Calif./Cerritos College
27	Davis Burns	S	6-0	192	R-Fr.	RS	El Paso, Texas/Coronado HS	59	Otis Pitts III	OL	6-3	345	R-So.	0L	Grand Prairie, Texas/Cisco College
18	John Burris III	CB	6-0	176	R-Fr.	RS	Mesquite, Texas/Mesquite Horn HS	21	Justin Prince	S	5-10	193	R-Sr.	3L	Inglewood, Calif./Long Beach City College
63	Jeremiah Byers	OL	6-4	331	R-So.	2L	Austin, Texas/L.C. Anderson HS	49	Mark Ramos	K	5-8	194	R-So.	1L	El Paso, Texas/Andress HS
89	Juan Camacho Jr.	TE	6-6	248	R-Fr.	RS	El Paso, Texas/Bowie HS	8	Torey Richardson	CB	6-0	183	Jr.	1L	Tomball, Texas/Blinn JC
17	Mister Chavis	RB/WR	5-8	167	R-Fr.	RS	Maricopa, Ariz./Maricopa HS	44	Elijah Robinson	DE	6-0	230	So.	2L	Perris, Calif./Citrus Hill HS
9	Jostein Clarke	WR	6-3	195	R-Fr.	0L	Prosper, Texas/Tyler JC	14	Zach Rodriguez	QB	6-3	195	Fr.	HS	El Paso, Texas/El Paso HS
24	Jaylen Davis	WR	5-8	167	So.	TR	Bellaire, Texas/Houston	94	Jalen Rudolph	DT	6-0	266	R-So.	2L	Baton Rouge, La./Junipero Serra HS
26	Walter Dawn Jr.	WR	5-7	178	R-Sr.	4L	Mesquite, Texas/Poteet HS	88	Luke Seib	TE	6-4	222	Fr.	HS	Blue Springs, Mo./Blue Springs South HS
53	Valentino Diaz	DE	6-2	228	Fr.	HS	Boca Raton, Fla./Boca Raton HS	9	Latrez Shelton	CB	6-1	192	So.	TR	St. Louis, Mo./Iowa Western CC
62	Jael Duran	OL	6-2	275	Fr.	HS	El Paso, Texas/El Paso HS	52	Xavier Simmons	LB	5-11	220	Fr.	HS	Prince George, Md./Parkland HS
55	Ivan Escobar	DT	6-2	289	So.	TR	El Paso, Texas/NM State	13	Joshua Sloan	P	6-2	189	So.	2L	Melbourne, Australia/ProKick Australia
58	Pedro Escobar	LB	5-11	258	R-Fr.	RS	El Paso, Texas/Montwood HS	1	Tyrin Smith	WR	5-7	170	R-So.	1L	Cibola, Texas/Cisco College
35	Zachary Essih	FB/LB	5-8	213	Fr.	HS	Arlington, Texas/Mansfield Timberview HS	84	Luke Soto	TE	6-4	258	R-So.	2L	Tehachapi, Calif./Bakersfield College
12	Josh Farr	WR	6-0	189	R-Jr.	0L	Carmichael, Calif./Sierra College	54	Keenan Stewart	DT	6-1	294	R-Jr.	2L	Cedar Rapids, Iowa/Iowa Western CC
36	Buzz Flabiano	K/P	6-0	175	Fr.	HS	Plano East, Texas/Plano East HS	50	Tevita Tafuna	DT	6-1	277	R-Jr.	1L	East Palo Alto, Calif./San Mateo JC
86	Lucas Flores	WR	6-2	184	R-Fr.	RS	El Paso, Texas/Ysleta HS	43	Osaiais Taelui	LB	6-1	234	R-Fr.	RS	Mesa, Ariz./Mesa HS
3	Reynaldo Flores	RB/WR	6-0	205	R-Sr.	4L	El Paso, Texas/Ysleta HS	11	Jadrian Taylor	DE	6-1	246	Sr.	2L	Lufkin, Texas/Kilgore College
87	Zach Fryar	TE	6-2	240	R-Jr.	2L	Venice, Fla./NMMI	37	Angelo Tejada	LS	5-11	222	So.	2L	Converse, Texas/Judson HS
65	Jagves Garnett	OL	6-5	358	R-Jr.	1L	Cedar Rapids, Iowa/Ellsworth CC	6	Gary Theard	LB	6-2	238	Sr.	2L	Upland, Calif./Chaffey College
18	Ryan Gonzales	WR	5-8	169	Fr.	HS	El Paso, Texas/Eastwood HS	57	Roshawn Thomas	DE	6-1	248	R-Fr.	RS	El Paso, Texas/Montwood HS
92	Dante Granados	DT	6-0	283	R-Fr.	RS	El Paso, Texas/Chapin HS	48	Blake Thompson	DT	6-0	289	R-Sr.	2L	Houston, Texas/Cypress Falls HS
25	Joe Hagopian	S	5-10	179	Jr.	1L	Sacramento, Calif./Sacramento City College	15	Bryton Thompson	DE	6-1	246	Jr.	TR	Harker Heights, Texas/Blinn College
39	Josh Hancock	LS	5-9	185	R-Fr.	RS	El Paso, Texas/Coastal Christian Homeschool	45	Trent Thompson	TE	6-1	248	Sr.	4L	Houston, Texas/Cypress Falls HS
33	Deion Hankins	RB	6-0	226	R-So.	2L	El Paso, Texas/Parkland HS	99	Sione Tonga'uiha	DT	6-0	295	So.	2L	Tempe, Ariz./Tempe HS
2	Gavin Hardison	QB	6-3	215	R-Jr.	2L	Hobbs, N.M./NMMI	82	Jacob Trim	TE	6-1	219	R-So.	1L	Leander, Texas/Tom Glenn HS
17	Breon Hayward	LB	6-0	230	R-Sr.	2L	Houston, Texas/Marshall	19	Deshawn Trotter	CB	6-2	205	Sr.	2L	Henderson, Nev./Sacramento City College
74	Azizi Henry	OL	6-4	297	R-Fr.	RS	Wylie, Texas/Wylie HS	71	Tristin Tuialuuluu	OL	6-0	296	R-Jr.	2L	El Paso, Texas/Del Valle HS
68	Zuri Henry	OL	6-6	293	Sr.	4L	Wylie, Texas/Wylie HS	31	James Tupou	FB	5-10	230	Sr.	4L	Allen, Texas/Allen HS
38	Verenzo Holmes	S	5-10	185	Sr.	0L	Grovetown, Ga./NW Mississippi CC	98	Logologo Va'a	DT	6-3	292	Fr.	HS	Santa Barbara, Calif./Bishop Garcia HS
54	Steven Hubbard	OL	6-3	314	R-Jr.	2L	Aldine, Texas/Kilgore College	46	Connor Villalpando	LS	5-11	192	R-So.	0L	Roswell, N.M./Goddard HS
12	Trejon Hugue	S	6-0	181	Jr.	1L	Mansfield, Texas/Cisco College	28	Cartraven Walker	RB	5-6	175	R-So.	0L	Mansfield, Texas/Cisco College
10	Kevin Hurley	QB	6-3	233	R-So.	0L	Walnut, Miss./NE Mississippi CC	30	Cal Wallerstedt	LB	5-10	223	R-Jr.	1L	Harrisburg, N.C./Hickory Ridge HS
2	Kobe Hylton	DB	6-0	205	So.	TR	Snellville, Ga./Louisiana	0	Maurice Westmoreland	DE	6-2	235	So.	TR	Houston, Texas/Kilgore College
60	Joseph Immediato	OL	6-4	338	R-Fr.	RS	El Paso, Texas/Eastwood HS	8	Emari White	WR	6-0	185	So.	TR	Antelope, Calif./Sierra College
3	Tyreke James	S	5-11	199	R-Sr.	2L	Richmond, Calif./Contra Costa College	42	Daylon Williams	DE	6-2	251	R-Sr.	2L	Smyrna, Tenn./Independence CC
32	Ilijah Johnson	CB	5-11	170	R-Fr.	RS	Maricopa, Ariz./Maricopa HS	16	Tyler Williams	S	6-0	195	R-Fr.	RS	Santa Maria, Calif./St. Joseph HS
20	Jalen Joseph	RB	5-8	209	R-So.	1L	El Paso, Texas/Andress HS	4	Jerome Wilson Jr.	LB	6-2	229	R-Fr.	1L	Etiwanda, Calif./Etiwanda HS
79	Elijah Klein	OL	6-4	319	R-Jr.	3L	Mt. Baldy, Calif./Upland HS	1	Tyson Wilson	S	5-10	180	R-Jr.	2L	McKinney, Texas/McKinney HS
10	Tyrice Knight	LB	6-2	235	Sr.	2L	Lakeland, Fla./Independence CC	35	Brydo Wolfe	S	6-0	196	R-Fr.	RS	Wolfforth, Texas/Frenship HS
34	Kiante Liggins	LB	6-0	236	R-Fr.	RS	El Paso, Texas/Andress HS	42	Michael Young	FB	5-7	220	R-So.	0L	Colleyville, Texas/Colleyville Heritage HS

COACHING STAFF

Dana Dimel – Head Coach (4th Season)
 Dave Warner – Offensive Coordinator/QBs
 Bradley Dale Peveto – Defensive Coordinator/LBs
 Aaron Price – Special Teams Coordinator
 Matt Wallerstedt – Assoc. Head Coach/DLine/def. run coord.
 Dante Barnett – Secondary/Safeties
 Trevin Wade – Cornerbacks
 Barrick Nealy – Running Backs
 Scotty Ohara – Passing Game Coordinator/Wide Receivers
 Drew Liddle – Tight Ends/Fullbacks
 Mike Simmonds – Offensive Line
 Tramaine Thompson – Quality Control
 James Bain – Quality Control
 Winston Dimel – Graduate Assistant (Offense)
 Ryan Alexander – Graduate Assistant (Defense)
 Seth Newsome – Graduate Assistant (Defense)
 Nick Ast - Graduate Assistant (Offense)

PRONUNCIATIONS

Kelly AKHARAIYI	Ah-CAR-ee	Trejon HUGUE	Hue-Gee
Praise AMAEWHULE	Ah-May-Who-lay	TYRICE Knight	Tie-Reece
Ronald AWATT	A-watt	Mike MALEWITZ	Mal-uh-witts
Gavin BAECHLE	Beck-lee	Aluma NKELE	N-Kelly
TREVION Ballard	Treh-Vee-On	TEVITA TAFUNA	Tuh-VEE-tuh Tuh-Foo-nuh
JOSTEIN Clarke	Joss-Teen	Angelo TEJADA	Tay-hah-duh
Dante GRANADOS	Gruh-nah-dose	SIONE TONGA-UIHA	See-on-ee Tonga-who-uh
Joe HAGOPIAN	Huh-GO-pee-an	Tristin TUIALUULUU	Two-ah-lu-lu
Deion HANKINS	Hane-kins	James TUPOU	Two-poe
AZIZI Henry	Ah-zee-zee	Connor VILLALPANDO	Villa-pan-doe
ZURI Henry	Zur-ee	DEYLON Williams	DAY-lonn



UTEP DEPTH CHART

GAME: 5 (vs. BOISE STATE)

OFFENSE

LT	68	Zuri Henry	6-6	293	Sr.	4L	Wylie, Texas	(Wylie HS)	25 Career Starts (42 app.)
	54	Steven Hubbard	6-3	314	R-Jr.	2L	Aldine, Texas	(Kilgore College)	2 Career Starts (13 app.)
LG	66	Justin Mayers	6-3	309	R-So.	2L	Frisco, Texas	(Reedy HS)	4 Career Starts (16 app.)
	64	Sedrick Luke	6-2	309	Jr.	TR	North Highlands, Calif.	(American River College)	0 Career Starts (2 app.)
C	75	Andrew Meyer	6-3	302	R-Jr.	3L	San Marcos, Calif.	(San Marcos HS)	23 Career Starts (34 app.)
	67	Robert Mervin	6-3	327	R-Sr.	2L	Dumfries, Va.	(Hutchinson JC)	2 Career Starts (24 app.)
RG	79	Elijah Klein	6-4	319	R-Jr.	3L	Mt. Baldy, Calif.	(Upland HS)	35 Career Starts (37 app.)
	59	Otis Pitts III	6-3	345	R-So.	0L	Grand Prairie, Texas	(Cisco College)	0 Career Starts (2 app.)
RT	63	Jeremiah Byers	6-4	331	R-So.	2L	Austin, Texas	(L.C. Anderson HS)	22 Career Starts (26 app.)
	78	Aluma Nkele	6-6	355	So.	TR	Gardena, Calif.	(Long Beach City College)	0 Career Starts (1 app.)
TE	45	Trent Thompson	6-1	248	Sr.	4L	Houston, Texas	(Cypress Falls HS)	20 Career Starts (49 app.)
	87	Zach Fryar	6-1	240	R-Jr.	2L	Venice, Fla.	(NMMI)	2 Career Start (24 app.)
WR	3	Reynaldo Flores	6-0	205	R-Sr.	4L	El Paso, Texas	(Ysleta HS)	6 Career Starts (46 app.)
	0	Jeremiah Ballard	6-3	205	R-Fr.	RS	Houston, Texas	(Dobie HS)	0 Career Starts (8 app.)
WR	1	Tyrin Smith	5-7	170	R-So.	1L	Cibolo, Texas	(Cisco College)	7 Career Starts (17 app.)
	26	Walter Dawn Jr.	5-7	178	R-Sr.	4L	Mesquite, Texas	(Poteet HS)	13 Career Starts (52 app.)
WR	4	Kelly Akharaiyi	6-1	195	R-So.	TR	Irving, Texas	(Tyler JC)	4 Career Starts (4 app.)
	12	Josh Farr	6-0	189	R-Jr.	0L	Carmichael, Calif.	(Sierra College)	0 Career Starts (3 app.)
RB	22	Ronald Awatt	6-0	205	R-Sr.	2L	Lubbock, Texas	(Frenship HS)	13 Career Starts (36 app.)
	33	Deion Hankins	6-0	215	R-So.	1L	El Paso, Texas	(Parkland HS)	6 Career Starts (25 app.)
FB	31	James Tupou	5-10	235	Sr.	4L	Allen, Texas	(Allen HS)	5 Career Starts (49 app.)
	42	Michael Young	5-7	220	R-So.	0L	Colleyville, Texas	(Colleyville Heritage HS)	0 Career Starts (0 app.)
QB	2	Gavin Hardison	6-3	215	R-Jr.	2L	Hobbs, N.M.	(NMMI)	24 Career Starts (26 app.)
	7	Calvin Brownholtz	6-2	202	R-Jr.	3L	Carmichael, Calif.	(Jesuit HS)	1 Career Start (33 app.)

DEFENSE

DE	11	Jadrian Taylor	6-1	246	Sr.	2L	Lufkin, Texas	(Kilgore College)	21 Career Starts (24 app.)
	0	Maurice Westmoreland	6-2	235	So.	TR	Houston, Texas	(Kilgore College)	0 Career Starts (4 app.)
DT	7	Kelton Moss	6-1	294	Sr.	2L	Jonesboro, La.	(Kilgore College)	23 Career Starts (23 app.)
	48	Blake Thompson	6-0	289	R-Sr.	2L	Houston, Texas	(Cypress Falls HS)	1 Career Starts (24 app.)
DT	54	Keenan Stewart	6-1	294	R-Jr.	2L	Cedar Rapids, Iowa	(Iowa Western CC)	24 Career Starts (25 app.)
	50	Tevita Tafuna	6-1	277	R-Jr.	1L	East Palo Alto, Calif.	(San Mateo JC)	1 Career Starts (16 app.)
DE	23	Praise Amaewhule	6-3	250	R-Jr.	3L	Katy, Texas	(Katy Taylor HS)	33 Career Starts (41 app.)
	42	Deylon Williams	6-2	251	R-Sr.	2L	Smyrna, Tenn.	(Independence CC)	0 Career Starts (24 app.)
-or-	15	Bryton Thompson	6-1	246	Jr.	TR	Harker Heights, Texas	(Blinn College)	0 Career Starts (4 app.)
WILL	10	Tyrice Knight	6-2	235	Sr.	2L	Lakeland, Fla.	(Independence CC)	23 Career Starts (25 app.)
	5	James Neal	6-0	223	Jr.	1L	Paris, Texas	(Tyler JC)	0 Career Starts (16 app.)
MIKE	30	Cal Wallerstedt	5-10	223	R-Jr.	1L	Harrisburg, N.C.	(Hickory Ridge HS)	2 Career Starts (20 app.)
	43	Osaiasi Taueli	6-1	234	R-Fr.	RS	Mesa, Ariz.	(Mesa HS)	0 Career Starts (3 app.)
CB	9	Latrez Shelton	6-1	192	So.	TR	St. Louis, Mo.	(Iowa Western CC)	4 Career Starts (4 app.)
	19	Deshawn Trotter	6-2	205	Sr.	2L	Henderson, Nev.	(Sacramento City College)	0 Career Starts (23 app.)
-or-	18	John Burris III	5-11	176	R-Fr.	RS	Mesquite, Texas	(Mesquite Horn HS)	0 Career Starts (5 app.)
FS	3	Tyreke James	5-11	199	R-Sr.	2L	Richmond, Calif.	(Contra Costa College)	6 Career Starts (26 app.)
	24	McKel Broussard	6-0	192	R-So.	2L	Sherman Oaks, Calif.	(Notre Dame HS)	0 Career Start (24 app.)
SS	2	Kobe Hylton	6-0	205	So.	TR	Snellville, Ga.	(Louisiana)	4 Career Start (4 app.)
-or-	1	Tyson Wilson	5-10	180	R-Jr.	2L	McKinney, Texas	(McKinney HS)	8 Career Starts (31 app.)
NICK	13	Dennis Barnes	5-11	170	Sr.	2L	Jefferson City, Mo.	(Fort Scott CC)	21 Career Starts (23 app.)
	12	Trajon Hugue	6-0	181	Jr.	1L	Mansfield, Texas	(Cisco College)	0 Career Starts (17 app.)
CB	22	Josiah Allen	5-10	179	So.	TR	Elk Grove, Calif.	(Sacramento City College)	2 Career Starts (4 app.)
-or-	32	Ilijah Johnson	5-11	170	R-Fr.	RS	Maricopa, Ariz.	(Maricopa HS)	2 Career Starts (4 app.)

SPECIAL TEAMS

K	40	Gavin Baechle	6-1	170	Sr.	4L	McKinney, Texas	(McKinney HS)	49 Career Appearances
	49	Mark Ramos	5-8	194	R-So.	1L	El Paso, Texas	(Andress HS)	19 Career Appearances
P	13	Josh Sloan	6-2	189	So.	2L	Melbourne, Australia	(ProKick Australia)	25 Career Appearances
	40	Gavin Baechle	6-1	170	Sr.	4L	McKinney, Texas	(McKinney HS)	49 Career Appearances
LS	37	Angelo Tejada	5-11	222	So.	2L	Converse, Texas	(Judson HS)	25 Career Appearances
	46	Connor Villalpando	5-11	192	R-So.	0L	Roswell, N.M.	(Goddard HS)	0 Career Appearances
H	49	Mark Ramos	5-8	194	R-So.	1L	El Paso, Texas	(Andress HS)	19 Career Appearances
KR	26	Walter Dawn Jr.	5-6	178	R-Sr.	4L	Mesquite, Texas	(Poteet HS)	53 Career Appearances
-and-	1	Tyrin Smith	5-7	170	R-So.	1L	McKinney, Texas	(McKinney HS)	17 Career Appearances
PR	21	Marcus Bellon	5-9	180	So.	TR	Truckee, Calif.	(Santa Barbara CC)	4 Career Appearances
-and-	3	Rey Flores	6-0	205	R-Sr.	4L	El Paso, Texas	(Ysleta HS)	46 Career Appearances

MINER NOTABLES

WHERE TO WATCH & LISTEN

"The Voice of the UTEP Miners" **Jon Teicher** returns for his 42nd season behind the mic with former UTEP WR **Cole Freytag** calling the action in his first season in the booth on 95.5 KLAQ. The contest can also be heard on the UTEP Miners app. The contest will be televised nationally on CBS Sports Network with Rich Waltz doing play-by-play, Aaron Taylor providing analysis, and Sheree Burruss on the sideline.

SERIES VS. BOISE STATE

Boise State has won all six meetings dating back to the 2000 Humanitarian Bowl. The Miners and Broncos were Western Athletic Conference (WAC) affiliates from 2001-2004. The Broncos won last season's meeting 54-13 in Boise. **Gavin Hardison** threw for 223 yards, while former Miner **Jacob Cowing** reeled in six receptions for 112 yards and a TD. Hank Bachmeier threw for 340 yards on 17-of-24 passing and two touchdowns. The Broncos ran up 461 yards of total offense. UTEP last hosted Boise State on Sept. 18, 2004. With UTEP down 27-24 entering the fourth quarter, BSU outscored the Miners 20-7 to pull away, 47-31. **Jordan Palmer** threw for 235 yards and two scores, while **Chris Francies** tallied 94 yards on five receptions and **Howard Jackson** ran for 62 yards and a TD. Jared Zabransky threw for 392 yards and two TD's. The Miners fell against the Broncos, 38-23, in their first meeting on Nov. 28, 2000, in the Crucial.Com Humanitarian Bowl. **Chris Porter** ran for 134 yards and a TD, and **Lee Mays** tallied 91 yards on seven receptions.

SCOUTING BOISE STATE

The Broncos are coming off a 30-7 win against UT Martin on Sept. 17 in Albertsons Stadium. Boise State tallied 327 yards of total offense to UT Martin's 152. Hank Bachmeier threw for 204 yards on 18-of-25 passing and two touchdowns, while George Holani gained 110 yards and scored a TD. Holani added four catches for 47 yards and a receiving score, while Latrell Caples led BSU with 48 yards on four receptions. Stefan Cobbs (3 rec., 33 yards) also hauled in a TD. BSU opened the season with a 34-17 loss at Oregon State on Sept. 3 but chalked up its first win of the season following a 31-14 win at New Mexico on Sept. 9. The Broncos are averaging 26.0 points per game and 318.7 yards of total offense per contest. BSU is yielding 18.3 points and 248.3 yards per game. Holani leads the team with rushing yards (186), receptions (11), receiving yards (96) and total touchdowns (3 - 2 rec., 1 rush). Bachmeier has thrown for 404 yards on 38-of-60 passing with five touchdowns and three INT's. The defense has tallied 7.0 sacks as a unit, led by EDGE George Tarlas' 2.0 sacks. CB Caleb Biggers and S JL Skinner have each picked off passes, and LB DJ Schramm leads the defense with 17 tackles. Overall, the Broncos rank 12th nationally in total defense, 14th nationally in rush defense, seventh in first downs defense and second in third-down conversion percentage defense.

TYRIN'S TEARING IT UP

Redshirt sophomore WR **Tyrin Smith**, after tallying a career-high 183 yards receiving on eight receptions at New Mexico on Sept. 17, leads Conference USA in receiving yards (437), receiving yards per game (109.3) and receptions (27). Nationally, Smith ranks fourth in receiving yards and eighth in receiving yards per game.

TYRIN'S PERFORMANCE AT UNM

Tyrin Smith recorded a career-high 183 yards and tallied a career-long 76-yard reception. Smith's previous high was 127 yards against North Texas on Aug. 27. Smith tied his career best with eight receptions. Smith also caught eight passes at no. 9 OU on Sept. 3. Smith's 188 all-purpose yards were also a career high. His previous best was 141 all-purpose yards against the Mean Green.

MORE ON TYRIN'S 183 YARDS

Tyrin Smith's 183 receiving yards was the 12th-most in a game in school history and the most by a Miner player since Jordan Leslie had 218 at Tulsa in 2012.

TYRIN BREAKING THE CENTURY MARK

Tyrin Smith recorded his third career 100-yard game at UNM on Sept. 17. Smith, a 5-7 speedster, tallied a career-high 183 yards on eight receptions against the Lobos. Smith's first 100-yard game came at Florida Atlantic (122 yards) last season, while his second century mark came against North Texas (127 yards) to open the 2022 season. Smith ranks tied 17th on the program's all-time 100-yard receiving list.

TYRIN RUNNING THE BALL

Tyrin Smith registered his first career rush, taking the ball 14 yards on a reverse to the right during the third quarter against North Texas. Smith tallied his second career rush, a five-yard gain at UNM on Sept. 17.

HANKINS'S FIRST TD OF 2022

Redshirt sophomore RB **Deion Hankins** scored his first touchdown of the season, a one-yard plunge into the end zone at UNM. It's Hankins' 16th career rushing touchdown. Hankins is three TD's away from breaking into the program's top 10 list.

AWATT'S CAREER TD NO. 11

Redshirt senior RB **Ronald Awatt** scored 11th career touchdown during a win against NM State on Sept. 10. Awatt got in the end zone on a 22-yard scamper, giving him his second TD of 2022. Last season, Awatt ran for six scores and in 2020 found the pay dirt on a trio of occasions.

BREAKING THE CENTURY MARK

Ronald Awatt rushed for a season-high 115 yards on 22 carries. Awatt now has four 100-yard games in his career. Last season he rushed for a career-high 159 at Southern Miss, 126 against Bethune-Cookman, and 119 yards against Rice.

FEED RON THE BALL

UTEP is 4-0 every time **Ronald Awatt** rushed for 100+ yards. He tallied 115 in UTEP's 20-13 win over NM State on Sept. 10. Last season, the Miners won at Southern Miss 26-13 (159 yards), defeated Bethune-Cookman 38-28 (126 yards) and beat Rice 38-28 (119 yards).

ALL-PURPOSE RON

Ronald Awatt gained 130 yards of total offense in UTEP's 20-13 win over NM State. He rushed for 115 yards and tallied another 15 yards on a reception. It's the fourth time and fourth best effort by Awatt. His career high is 184 yards of total offense against Rice (119 rush, 65 rec.) last year, while tallied 159 at Southern Miss last season, and another 147 against Bethune-Cookman.

MOVING UP THE TD LIST

Redshirt junior QB **Gavin Hardison** threw his 26th career touchdown in the second quarter, a nine-yard toss to Tyrin Smith against NM State on Sept. 10. Hardison ranks tied ninth with **Ryan Metz** (26 TD) on the program's all-time list. **Pat Hegarty** (30 TD) ranks eighth.

RACKING UP PASSING YARDS

Gavin Hardison has thrown for 970 yards in 2022. Hardison now has 5,941 yards passing in his career. Hardison ranks fifth on the program's all-time passing yards list. **Sammy Garza** (6,130 yards) ranks fourth, while **Billy Stevens** (6,485) is third.

GAVIN'S CAREER ATTEMPTS

Gavin Hardison has 161 passing attempts in 2022, giving him 778 in his career. He ranks fifth on the program's all-time attempts list. **Sammy Garza** (817) ranks fourth, while **Billy Stevens** (943) ranks third.

GAVIN RANKS FIFTH IN COMPLETIONS

Gavin Hardison has tallied 78 completions in 2022. Hardison now has 411 in his career. Hardison ranks fifth on the program's all-time list. **Billy Stevens** (426) is fourth and **Sammy Garza** (483) ranks third.

MINER NOTABLES

CAREER BEST IN COMPLETIONS

Gavin Hardison set a career high with 26 pass completions at no. 9 OU on Sept. 3. Hardison surpassed his previous best of 23 completions done twice (at FAU, vs. Rice in 2021).

REY'S NUMBERS INCREASING

Redshirt senior WR **Reynaldo Flores** entered the 2022 season with 277 career receiving yards on 19 receptions, including 204 on 13 catches in 2021. Currently in 2002, Flores ranks second on the team in receptions (22) and receiving yards (272).

REY SHINES ON '915 NIGHT'

Reynaldo Flores recorded his first career 100-yard game in his third career start. The 915 product set career highs in receptions (eight) and receiving yards (122) against North Texas on Aug. 27. Flores added a 38-yard reception in the first quarter against the Mean Green. His previous highs were four receptions (at Southern Miss in 2021) and 53 receiving yards (vs. Fresno State in 2021).

A PAIR HITTING THE CENTURY MARK

UTEP had a pair of 100-yard receivers (**Reynaldo Flores** - 122 yards, **Tyrin Smith** - 127 yards) against North Texas on Aug. 27. The Miners last accomplished that at FAU on Oct. 30, 2021, when Smith (114 yards) joined **Justin Garrett** (109 yards).

MOST GAMES PLAYED IN PROGRAM HISTORY

Redshirt senior WR **Walter Dawn Jr.**, after missing the final 10 games of last season, returned to the gridiron, and played in his 52nd game, the most by any Miner in program history.

FIRST DOWN MINERS!

UTEP ranks tied 12th nationally with 82 first downs. The Miners gained 17 first downs at New Mexico on Sept. 17. The week prior, UTEP tallied 17 against NM State, and gained another 26 first downs at no. 9 OU on Sept. 3, the most since Dec. 11, 2020, at North Texas (27)

CAL THE C-USA LEADER

Redshirt junior LB **Cal Wallerstedt** leads Conference USA with 5.5 tackles for loss. He ranks tied 13th nationally in that department.

CAL'S CAREER HIGH

Cal Wallerstedt tallied a career-high 3.5 tackles for loss at New Mexico on Sept. 17.

SACK MAN

Cal Wallerstedt, in his second career start, tallied a career-high 2.0 sacks at New Mexico on Sept. 17. Wallerstedt leads UTEP with 3.0 sacks, while ranking tied second in Conference USA and 14th nationally. Wallerstedt's first career sack came at no. 9 OU on Sept. 3.

CAL'S BIG NIGHT IN HIS FIRST START

Redshirt junior LB **Cal Wallerstedt** made his first career start against NM State. He responded with a career-high nine tackles, registered a tackle for loss and recorded his first career fumble recovery in a win against the rival Aggies. Wallerstedt has posted 16 tackles so far in 2022, ranking fourth on the team. He's added 2.0 tackles for loss (six yards), a sack (five yards) and a fumble recovery.

DOUBLE-DIGIT STOPS

Senior LB **Tyrice Knight** was credited with a game-high 14 tackles at New Mexico on Sept. 17. It was Knight's second double-digit performance of the season after he tallied 11 tackles on opening night versus UNT. Knight has recorded nine double-digit tackle games in his career.



The UTEP football team will continue to pay tribute to the late Luke Laufenberg throughout the 2022 season. Laufenberg passed away at the age of 21 on Thursday, Aug. 22, 2019 after battling cancer for two years. A tight end from Argyle, Texas, Laufenberg joined the Miners for 2019 spring ball after playing at Mesa Community College in 2017. UTEP players have worn black "LUKE" stickers on their helmets since the start of the 2019 season. Junior QB Gavin Hardison will wear his #2 Laufenberg jersey throughout the season. Justin Garrett was the first Miner to don the #2 jersey during the 2020 season and continued the trend in 2021. Laufenberg played his senior season at Argyle Liberty Christian High School in Argyle, Texas, where he was named 2016 Offensive Newcomer of the Year and honorable mention All-District. He initially walked on at Texas A&M before continuing his football career at Mesa Community College, where he appeared in six games prior to being diagnosed with Burkitt lymphoma.



2022 "UTEP Football with Dana Dime!" Radio Show Dates/Locations

Tuesday, August 23 (5-6pm)	Hudson's Grill
Tuesday, August 30 (5:30-6:30)	Moon Tower Sports Bar
Tuesday, September 6 (5:30-6:30)	Hudson's Grill
Tuesday, September 13 (5:30-6:30)	Hudson's Grill
Tuesday, September 20 (5:30-6:30)	Moon Tower Sports Bar
Tuesday, September 27 (5:30-6:30)	Moon Tower Sports Bar
Tuesday, October 4 (6-7pm)	Hudson's Grill
Tuesday, October 18 (6-7pm)	Moon Tower Sports Bar
Tuesday, October 25 (6-7pm)	Hudson's Grill
Tuesday, November 1 (6-7pm)	Moon Tower Sports Bar
Wednesday, November 16 (6-7pm)	Moon Tower Sports Bar
Monday, November 21 (5-6pm)	Hudson's Grill

LOCATIONS & ADDRESS

Hudson's Classic Grill & Bar: 1770 Lee Trevino
The Moon Tower Sports Bar: 3233 N Mesa

Listen Live on 600 ESPN El Paso & the UTEP Miners app

MINER NOTABLES

NCAA TEAM RANKINGS

NCAA CATEGORY	UTEP	BSU
Total Offense	103	107
Rushing Offense	123	93
Passing Offense	60	104
Team Passing Efficiency	121	91
Scoring Offense	123	91
Total Defense	76	12
Rushing Defense	116	14
Passing Yards Allowed	60	20
Team Passing Efficiency Defense	70	39
Scoring Defense	88	39
Turnover Margin	118	113
3rd Down Conversion Pct.	117	88
4th Down Conversion Pct.	82	1
3rd Down Conversion Pct. Defense	51	2
4th Down Conversion Pct. Defense	118	101
Red Zone Offense	106	101
Red Zone Defense	39	114
Net Punting	30	23
Punt Returns	100	43
Kickoff Returns	97	55
First Downs Offense	13	108
First Downs Defense	122	7
Fewest Penalties Per Game	51	19
Fewest Penalty Yards Per Game	82	44
Time of Possession	73	26

TEAM LEADERS

UTEP

Rushing	Att.	Net	Avg.	TD	YPG
Ronald Awatt	52	225	4.3	2	56.3
Deion Hankins	25	79	3.2	1	19.8

Passing	C-A-I	Yds.	TD	YPG
Gavin Hardison	78-161-3	970	2	247.3

Receiving	Rec.	Yds.	Avg.	TD	YPG
Tyrin Smith	27	437	16.2	2	109.3
Rey Flores	22	272	12.4	0	68.0

Defense	U-A-TT	TFL	INT	FF-FR
Tyrice Knight	22-15-37	4.0-10	1--2	1-0 (0)
Kobe Hylton	19-14-33	5.0-12	0-0	1-0 (0)

BOISE STATE

Rushing	Att.	Net	Avg.	TD	YPG
George Holani	57	186	3.3	1	62.0
Ashton Jeanty	26	116	4.5	0	38.7

Passing	C-A-I	Yds.	TD	YPG
Hank Bachmeier	38-60-3	404	4	134.7

Receiving	Rec.	Yds.	Avg.	TD	YPG
George Holani	11	96	8.3	2	32.0
Latrell Caples	10	93	9.3	2	31.0

Defense	U-A-TT	TFL	SACK	FF-FR
DJ Schramm	9-8-17	0.5-1	0.0-0	0-0 (0)
Ezekiel Noa	7-7-14	2.0-8	1.5-7	1-0 (0)

GOOD KNIGHT

Tyrice Knight is averaging 9.3 tackles per game, ranking tied 27th nationally and seventh in Conference USA. Knight's 37 total tackles rank seventh nationally and second in C-USA. Overall in 2022, Knight has tallied 4.0 tackles for loss, an interception, a pass breakup and QB hurry and a forced fumble.

TWO CAREER INT'S FOR TYRICE

Senior LB **Tyrice Knight** recorded his second career interception on a tipped pass by DT **Blake Thompson** against rival NM State on Sept. 10. For Knight, it was his second career interception. His first career pick came against LA Tech last season.

KOBE'S FIRST DOUBLE-DIGIT TACKLE PERFORMANCE

Sophomore S **Kobe Hylton** chalked up his first double-digit tackle performance, tallying a career-high 10 stops at New Mexico on Sept. 17. His previous high was nine in his UTEP debut on Aug. 27.

IMPRESSIVE FIRST SEASON

Kobe Hylton, a transfer from Louisiana, ranks second on the team with 33 tackles, while he tallied his first career sack (0.5) against NM State. He ranks second on the team with 5.0 tackles for loss and has added a pass breakup, QB hurry and forced fumble. Hylton ranks tied second in Conference USA in TFL's.

TY'REKE'S FIRST INT

Redshirt senior S **Ty'reke James** intercepted his career pass at New Mexico on Sept. 17. James intercepted the pass during the third quarter against the Lobos.

JAMES'S CAREER HIGH

Ty'reke James posted a career-high five tackles at New Mexico, surpassing his previous high of four tackles on multiple occasions.

THE BREAKUP

Redshirt freshman CB **Ilijah Johnson** tallied his first career pass breakups – three of them versus rival NM State. Johnson came up with back-to-back breakups late in the second quarter on a second-and-6 and third-and-6 to force a punt.

JOHNSON'S BREAKOUT PERFORMANCE

Ilijah Johnson, in his first career start, recorded three pass breakups, a tackle for loss, a forced fumble and two tackles during UTEP's 20-13 victory over rival NM State on Sept. 10. Johnson received his second consecutive start at New Mexico on Sept. 17.

SHELTON'S CAREER HIGH

Sophomore CB **Latrez Shelton** registered a career-high six tackles at New Mexico. His previous best was four against NM State.

NEW DE'S COMING AROUND

Transfer DE's **Maurice Westmoreland** and **Bryton Thompson** posted season highs and career firsts against NM State. Thompson tallied two tackles, first career sack, tackle for loss and first career forced fumble, while Westmoreland posted a season-high five tackles.

MOST TFL'S SINCE 2020

UTEP tallied 13.0 tackles for loss at New Mexico on Sept. 17. It's the most since recording 13.0 at LA Tech on Oct. 10, 2020.

BAECHLE LEADING THE WAY

Gavin Baechle is first in Conference USA with seven made field goals and ranks tied second nationally. Baechle is 7-for-8 on the season.

MINER NOTABLES

MORE ON GAVIN

Gavin Baechle also ranks eighth in C-USA with 26 total points (7 FG, 5 XP). North Texas's Ethan Mooney ranks first (31 points). Baechle's 6.5 points per game ranks 10th in C-USA.

NO. 2 ON THE FGM LIST

Gavin Baechle connected on a 46-yard FG to bring him to 43 career and ranking second behind all-time leader **Reagan Schneider** (50).

GAVIN'S CAREER POINTS

Gavin Baechle tallied four points (1 FG, 1 XP) at New Mexico. Baechle now has 213 career points and ranks fourth on the program's all-time points list for kickers. **Ricky Bishop** (222) ranks third, while **Jay Mattox** (257) is second. **Reagan Schneider** leads the all-time list (287).

BAECHLE'S PATS

Gavin Baechle has made five extra points in 2022, giving him 84 in his career. Baechle ranks sixth on the program's all-time PATs list. **Jose Martinez** (89) ranks fifth. **Reagan Schneider** leads the all-time list with 137 career PATs.

BAECHLE'S CAREER LONG

Senior K/P **Gavin Baechle** nailed a career-long 54-yard field at no. 9 OU in the fourth quarter on Sept. 3. Baechle's previous long was a 50-yard make on Nov. 30, 2019, against Rice.

IT'S BEEN A WHILE

Gavin Baechle became the first UTEP kicker since 2010, to make two field goals of at least 48 yards or more in the same game. Baechle hit a 48-yard attempt in the second quarter at no. 9 OU, while making a career-long 54-yard FG against the Sooners. The previous Miner to do so was Dakota Warren, who connected on FGs of 55 and 50 yards against Memphis on Sept. 25, 2010.

BAECHLE SPECIAL TEAMS PLAYER OF THE WEEK [SEPT. 12]

Senior K/P **Gavin Baechle** was honored as the Conference USA Special Teams Player of the Week on Sept. 12 presented by Blenders Eyewear. The award is Baechle's second in his career. He was first honored after last season's win over NM State. Baechle was perfect on field goals (2-2) and extra points (2-2) during UTEP's 20-13 victory over rival NM State in the 99th Battle of I-10 on Sept. 10 in the Sun Bowl. Baechle tallied a team-best eight points.

THE PUNTER FROM DOWN UNDER

Sophomore P **Joshua Sloan** is averaging a Conference USA-best 46.7 yards on 15 punts (700 yards) this season. He also ranks 11th nationally in punting average. It's a great improvement from his previous two seasons. Sloan averaged 39.1 yards per game in 2020 and improved that to a 39.5 average. Against NM State, Sloan averaged 49.7 yards per game on six punts (career-high 298 yards). On the season, Sloan has placed three inside the 20-yard line and has booted a trio of 50+ yard punts. His long this season is 64 yards against NM State.

SLOAN'S CAREER MOST

Joshua Sloan tallied a career-high 298 yards on a six punt attempts versus rival NM State. His previous high was 291 yards on eight punts at Texas in 2020.

UP NEXT

UTEP will hit the road and continue Conference USA action at Charlotte on Oct. 1. The Miners and 49ers are set to kick at 4 p.m. MT/6 ET. The contest will be streamed on ESPN+ and will return to 600 ESPN El Paso. It's the first of two road league games in a row as UTEP will play at LA Tech on Oct. 8. The Miners' bye week follows before hosting two consecutive home games (FAU on Oct. 22, Middle Tennessee on Oct. 29).

2022 UTEP FOOTBALL TRENDS

OVERALL	1-3
VS. CONFERENCE USA	0-1
NONCONFERENCE RECORD	1-2
HOME	1-1
AWAY	0-2
DAY GAMES	0-1
NIGHT GAMES	1-2
VS. TOP 25 TEAMS	0-1
NEUTRAL	0-0
NATIONAL TV	0-1
FOX	0-1
ESPN+	1-0
MW NETWORK	0-1
CBSN	0-0
STADIUM	0-1

OFFENSE

WHEN SCORING FIRST	1-1
WHEN THE OPPONENT SCORES FIRST	0-2
WHEN LEADING AT HALFTIME	1-0
WHEN TRAILING AT HALFTIME	0-3
WHEN TIED AT HALFTIME	0-0
WHEN LEADING AFTER THIRD QUARTER	1-0
WHEN TRAILING AFTER THIRD QUARTER	0-3
WHEN TIED AFTER THIRD QUARTER	0-0
IN OVERTIME GAMES	0-0
WHEN SCORING LESS THAN 20 POINTS	0-3
WHEN SCORING 20+ POINTS	1-0
WHEN SCORING 30+ POINTS	0-0
WHEN SCORING 40+ POINTS	0-0
WHEN ALLOWING LESS THAN 20 POINTS	1-0
WHEN ALLOWING 20+ POINTS	0-1
WHEN ALLOWING 30+ POINTS	0-2
WHEN RUSHING FOR < 100 YARDS	0-3
WHEN RUSHING FOR 100+ YARDS	1-0
WHEN RUSHING FOR 200+ YARDS	0-0
WHEN PASSING FOR 200+ YARDS	0-0
WHEN PASSING FOR 250+ YARDS	0-3
WHEN PASSING FOR 300+ YARDS	0-0
WHEN TOTALING < 300 YDS TOTAL OFFENSE	1-1
WHEN GAINING 300+ YDS TOTAL OFFENSE	0-2

DEFENSE

WHEN ALLOWING < 100 YDS RUSHING	0-0
WHEN ALLOWING 100+ YDS RUSHING	1-2
WHEN ALLOWING 200+ YDS RUSHING	0-1
WHEN ALLOWING < 200 YARDS PASSING	1-1
WHEN ALLOWING 200+ YARDS PASSING	0-2
WHEN ALLOWING 250+ YARDS PASSING	0-0
WHEN ALLOWING 300+ YARDS PASSING	0-0
WHEN ALLOWING < 300 YDS TOTAL OFFENSE	0-1
WHEN ALLOWING 300+ YDS TOTAL OFFENSE	1-2
WHEN HAVING NO TURNOVERS	0-0
WHEN HAVING LESS THAN 3 TURNOVERS	1-2
WHEN HAVING 3 OR MORE TURNOVERS	0-1
WHEN HAVING NO TAKEAWAYS	0-1
WHEN HAVING 3 OR LESS TAKEAWAYS	1-2
WHEN HAVING MORE THAN 30:00 TOP	0-1
WHEN HAVING LESS THAN 30:00 TOP	1-2

UTEP HEAD COACH



DANA DIMEL

KANSAS STATE '86

FIFTH SEASON AT UTEP
11TH SEASON AS A HEAD COACH

Dana Dimel was named the 26th head coach in UTEP football history by Director of Athletics Jim Senter on Dec. 6, 2017. He enters his fifth season as UTEP head coach and his 11th season overall as a head coach in 2022.

His first three seasons were all about laying the foundation for the revival of UTEP Football. The Miners experienced a wealth of success, finishing the campaign with a 7-6 overall record in 2021 – the first winning season in seven years. UTEP advanced to the PUBG MOBILE New Mexico Bowl against Mountain West program Fresno State. Wide receiver Jacob Cowing and defensive end Praise Amaewhule were selected as first team All-Conference USA performers, while linebacker Breon Hayward was selected second team All-C-USA.

The Miners opened the campaign with a convincing victory at NM State, defeating the Aggies 30-3. The triumph halted a three-game losing streak against the I-10 rival. UTEP proceeded to a 2-0 record after beating Bethune-Cookman, 38-28, in the Sun Bowl. After a setback at Boise State, the Miners went a four-game winning streak – defeating New Mexico (20-13), Old Dominion (28-21), Southern Miss (26-14) and LA Tech (19-3). The victory against the Bulldogs was the first for the Miners since 2004, and first win against LA Tech in El Paso since 1939. The Miners' 6-1 start was the first since 2005. UTEP won game no. 7 on 'Senior Day' against Rice, 38-28, to clinch a winning campaign.

The Miners averaged 392.0 yards of total offense in 2021, the most since the 2009 season and second most in program history.

UTEP averaged over 140 yards on the ground, led by Ronald Awatt's 844 yards and six scores. Deion Hankins also rushed for six touchdowns in 2021, while gaining 458 yards.

The Miners averaged 252.5 yards passing per game, led by Gavin Hardison. The redshirt junior QB ranked third in Conference USA in passing yards per game (247.9), while tossing for 18 scores and 3,217 yards (fifth-most passing yards during a single season in program history). He was named honorable mention All-C-USA. Hardison was the first UTEP signal caller since 2009 to throw for over 3,000 yards in a season, while his TD tosses were the most since 2010. UTEP liked to air it out, ranking first in C-USA and third nationally in passing yards per completion (16.4).

Hardison played behind an O-line that ranked tied for third in Conference USA in sacks allowed per game (1.46), while ranking tied for 21st nationally.

Cowing had a prolific 2021 season. His career-high 1,354 yards receiving ranked second on the program's single-season list, while he also became the first Miner since 2010 to gain over 1,000 yards. Cowing's eight 100-yard games were the most by a Miner since 1965. Cowing added seven receiving touchdowns and a 53-yard rushing score.

Justin Garrett also produced career numbers during the 2021 campaign. He set career bests in re-

ceiving yards (685), receptions (50), yards per catch (13.7) and touchdowns (four) in his final season at UTEP.

Tyrin Smith, UTEP's third option at WR, put up solid numbers. The transfer from Cisco College gained 570 yards on 33 receptions (17.3 avg.) and found pay dirt four times in his first season as a Miner.

UTEP's starting tight end Trent Thompson scored four touchdowns, including a 51-yard score at the New Mexico Bowl. Thompson caught nine passes for 133 yards during the season.

Rey Flores, an El Paso product from Ysleta High School, gained 334 all-purpose yards. The running back/wide receiver rushed for 130 yards and tallied 204 receiving yards on 13 catches (15.7 avg.). He added a two-point conversion at UAB.

UTEP ranked 18th nationally in time of possession (31:51). The Miners' red zone offense (85.0 percent) ranked third in C-USA.

UTEP ranked second in Conference USA in total defense (348.8) – the highest ranking in total defense in 12 seasons. The Miners ranked fourth in the league in scoring defense (25.2), their highest standing since 2012, while it was the fewest points yielded by a UTEP defense since 2004 (25.1 avg.). The Miners' rushing defense (138.6 ypg) ranked fifth in C-USA, while their third-down conversion percentage defense (32.6) ranked second in C-USA and 12th nationally.

UTEP's defense harassed signal callers with 25 sacks during the 2021 season, the most since 2014. Jadrian Taylor, a 2021 honorable mention All-Conference USA defensive end, led the Miners with 6.5 sacks, and ranked sixth in C-USA. Amaewhule tallied 5.5 sacks to rank second on the squad. Amaewhule, who was named first team All-C-USA, also led the Miners in tackles for loss (13.0), quarterback hurries (10) and forced fumbles (three).

The Miners' passing defense ranked third in C-USA, giving up only 210.0 yards per game. It was the highest ranking by a UTEP pass defense since 2016. UTEP picked off eight passes, the most since 2014. Dyvonne Inyang led the squad with three interceptions, while Dennis Barnes picked off two passes. Both were named honorable mention All-C-USA.

A pair of UTEP linebackers tallied over 100 tackles each. Hayward (108 tackles) and Tyrice Knight (102 tackles) accomplished the feat for the first time since the 2005 season. Hayward added a defensive touchdown at Southern Miss on a fumble forced by Amaewhule.

Defensive tackles Keenan Stewart and Kelton Moss were tabbed honorable mention All-C-USA after combining for 58 tackles, 8.0 tackles for loss and a QB hurry each. Stewart registered 2.0 sacks on the season while Moss recorded a key fumble recovery during UTEP's come-from-behind win against rival New Mexico.

In 2020, the Miners began to see results, as they tripled their win total while putting a much more talented and competitive product on the field. Two

Miners -- Amaewhule and Cowing -- earned second team All-League honors, and two others -- offensive lineman Jeremiah Byers and running back Hankins -- were tabbed to the C-USA All-Freshman Team. Amaewhule ranked second in C-USA and 13th nationally in sacks (0.88 per game), and Cowing was second in C-USA in receiving yards per game (86.4). Hankins set UTEP freshman records for rushing yards (592) and rushing touchdowns (nine). He was third in C-USA in rushing touchdowns, and fifth in rushing yards per game (84.6).

A trio of talented underclassmen -- Cowing, Hankins and Hardison (1,419 yards passing in seven games) -- spearheaded the Miner offense in 2020, while Garrett chipped in with 38 catches for 510 yards. Meanwhile, the UTEP defense was also vastly improved from 2019, as Amaewhule led a unit that produced 47 tackles for losses and 13 sacks in the shortened campaign.

In 2019, Cowing led all Conference USA freshmen with 550 receiving yards. Cowing and Garrett both came on strong to conclude the campaign with 441 and 370 receiving yards respectively over the final six games. Cowing wasn't the only true freshman to make his mark in C-USA in 2019. Amaewhule was tabbed to the league's All-Freshman Team after tying for the team lead in tackles for losses (5.5) and sacks (three).

In 2018, Dimel led the Miners to their first victory in two years -- a 34-26 triumph at Rice. Dimel's first UTEP team featured second team All-Conference USA graduate transfer linebacker A.J. Hotchkins, who tied for the league lead with 126 tackles and finished 17th nationally in tackles per game (10.5). The 2019 Miners had two second team All-Conference performers in senior defensive end Denzel Chukwukelu, who tied for the team lead in tackles for losses (5.5) and sacks (three), and senior center Derron Gatewood, who made a productive return to the starting lineup after missing the entire 2018 campaign due to injury.

Numerous Miners have garnered honorable mention All-Conference USA accolades under Dimel, including defensive back Nik Needham in 2018. Needham finished his career as UTEP's all-time leader in pass breakups (33) and is currently with the Miami Dolphins.

Dimel was previously the head coach at the University of Wyoming and the University of Houston. He served as the offensive coordinator, running backs coach and tight ends coach at his alma mater, Kansas State University, from 2009-17. He also spent three seasons on the staff at the University of Arizona.

Dimel completed his third tour of duty with the Wildcats, including a year (2005) continuing work on his graduate degree. Working under legendary coach Bill Snyder, he was a part of 12 bowl teams during 19 seasons in Manhattan. The Wildcats posted an 11-win season (2012), two 10-win campaigns (1995, 2011) and five nine-win seasons (1993, 1994, 1996,

UTEP HEAD COACH

2014, 2016) during that span, and finished in the top-18 of the national poll on three occasions (2011, 2012, 2014). They won the Big 12 championship in 2012.

Dimel compiled the most wins of any active offensive coordinator in college football from 2011-17 (61), and was a part of eight straight bowl appearances including in 2017. The 2016 Wildcats defeated Texas, Texas A&M, Texas Tech, Baylor and TCU. With Dimel calling the plays over seven seasons, the Wildcats averaged 33.4 points per game and 6.2 yards per play. They ranked third nationally in fewest turnovers per game behind LSU and Alabama from 2011-17.

During Dimel's tenure as offensive coordinator, Kansas State routinely ranked among the nation's best teams in red zone and third down efficiency. In 2016, Kansas State rated 10th in the country in red zone offense and 22nd in third down conversions behind a rushing attack that rated third-best in the Wildcat record book (3,013 yards).

In 2014, Kansas State led the nation in scoring efficiency (scoring drives/total drives), while the Wildcats ranked 11th in the country in team passing efficiency, 14th in red zone offense, 16th in passing offense and 24th in scoring offense. K-State was also 25th in third down conversions and 12th in fourth down conversions while shattering the school record for passing yards (3,736) and completion percentage (65.3). The Wildcats tallied 5,481 yards of offense (fourth in the school record book) and 465 points (sixth).

Dimel's play calling helped wide receiver Tyler Lockett leave K-State with the school's career receptions, receiving yards and receiving touchdown records, while quarterback Jake Waters broke the school marks for single-season passing yards (3,501) and total offensive yards (3,985).

Dimel's units found success again in 2013 as K-State rated eighth nationally in yards per completion and 13th in passing efficiency, while the Wildcats ranked fifth and third in school history in those respective categories. One of the best offenses in the nation on third downs (No. 13) and inside the red zone (No. 27), K-State ranked in the top-10 in school history in yards per play (second), total yards (fifth), passing yards (fifth) and points (eighth). John Hubert concluded his career as the Wildcats' no. 2 all-time leading rusher with 2,993 yards.

The 2012 season was another banner year on offense as Dimel co-coordinated an offense that finished in the top-25 nationally in nearly 10 categories, including a ninth-place ranking in yards per attempt, 11th in scoring offense and 13th in yards per completion. That year Dimel coached Heisman Trophy finalist Collin Klein, who passed for 2,641 yards and 16 touchdowns while rushing for 920 yards and 23 scores.

In 2011, Dimel led a rushing offense that saw Klein set a new Big 12 record and NCAA record by a quarterback with 27 rushing touchdowns while surpassing the 1,000-yard rushing mark on the season.

In 2010, the Wildcat offense ranked third in the Big 12 and in the top-25 nationally at 33.6 points per game. K-State was also ranked among the top-10 teams in the country in total red zone efficiency and No. 1 in touchdown percentage in the red zone.

In 2009 and 2010, Dimel had the charge of molding a former community college quarterback into a physical running back in the Big 12 Conference. That player was Daniel Thomas, and 2,850 yards and 30 touchdowns later, Thomas left Kansas State as a two-time Big 12 rushing champion, an All-American and the school's no. 3 all-time rusher.

Dimel started his career at K-State as a graduate assistant from 1987-88 prior to being elevated to offensive line coach in 1989. He took over as offensive coordinator in 1995. Overall Dimel spent 10 seasons in Manhattan (1987-96) prior to accepting the head coaching position at Wyoming. At the time of his hire, he was the youngest Division I-A head coach in the nation at the age of 34.

Wyoming's three seasons at Wyoming (1997-99) produced a record of 22-13, with one eight-win sea-

son (1998, 8-3) and two seven-win campaigns (1997, 7-6 and 1999, 7-4). The Cowboys posted a combined conference mark of 14-9 while splitting time in the Western Athletic Conference (1997-98) and the Mountain West Conference (1999). In 1998, Wyoming was 6-2 in the WAC's Mountain Division, good for a second-place finish. Dimel coached three Academic All-Americans at Wyoming.

Dimel spent 2000-02 as the head coach at Houston. Spearheading a major rebuilding effort, he led the Cougars to five wins in 2002 following a 0-11 campaign in 2001. In Dimel's final game with the Cougars, Houston upset conference champion Louisville. Dimel brought in the top-ranked recruiting class in Conference USA in both 2001 and 2002 and coached Joffrey Reynolds, who broke the C-USA season rushing record with 1,545 yards.

He continued work on his graduate degree at Kansas State in 2005 prior to taking over as Arizona's tight ends coach and, eventually, run game coordinator from 2006-08. In 2008, he added running backs to his list of responsibilities as he was promoted to Associate Head Coach with the Wildcats. The 2008 Arizona squad finished 8-5 while posting a bowl victory (Las Vegas Bowl) for the first time in 10 years. Among Dimel's protégés at Arizona was Rob Gronkowski, who emerged as one of the top tight ends in NFL history with the New England Patriots.

During his initial tenure at K-State, Dimel coordinated an offense that established school records for touchdowns, points and yards in 1995. He mentored 11 offensive linemen who went on to sign NFL contracts over those 10 years, while he was also instrumental in developing All-Americans Barrett Brooks, Jim Hmielewski and Quentin Neujahr.

During his career as a head or assistant coach, Dimel has coached 37 players who have gone on to play in the NFL.

Dimel was a two-year letterman as an offensive lineman at Kansas State. He was a member of the Wildcats' All-Decade Team for the 1980's. He signed a free agent contract with the Minnesota Vikings and attended training camp in 1987.

He received a Bachelor of Arts degree in Marketing from Kansas State in 1986.

Dimel and his wife, Julie, have a son, Winston and a daughter, Josey. His son was a graduate transfer fullback on the UTEP foot-ball team in 2018. He previously played at Kansas State, scoring 25 touchdowns and earning All-Big 12 honors three times. Winston is currently an Offensive Graduate Assistant with the Miners.

DIMEL FILE

Personal

Hometown: Columbus, Ohio

Education

College: Kansas State

Playing Experience

1983-84: Hutchinson CC

1985-86: Kansas State

Coaching Experience

2018-Present: UTEP

Head Coach

2011-17: Kansas State

Co-Offensive Coordinator

2009-10: Kansas State

Co-Offensive Line Coordinator

2007-08: Arizona

Assistant Head Coach

2006: Arizona

Assistant Coach

2000-02: Houston

Head Coach

1997-99: Wyoming

Head Coach

1995-96: Kansas State

Offensive Coordinator

1993-94: Kansas State

Run Game Coordinator

1989-92: Kansas State

Assistant Coach

1987-88: Kansas State

Graduate Assistant



2022 STATISTICS

	UTEP	OPP
Scoring	56	116
Points per game	14.0	29.0
Points Off Turnovers	17	20
First Downs	82	81
Rushing	20	42
Passing	50	29
Penalty	12	10
Rushing Yardage	297	797
Yards gained rushing	426	876
Yards lost rushing	129	79
Rushing attempts	113	164
Average per rush	2.6	4.9
Average per game	74.3	199.3
TDs Rushing	3	9
Passing Yardage	1033	691
Comp-Att-Int	84-172-5	52-96-2
Average per pass	6.0	7.2
Average per catch	12.3	13.3
Average per game	258.3	172.8
TDs Passing	2	5
Total offense	1330	1488
Total plays	285	260
Average per play	4.7	5.7
Average per game	332.5	372.0
Kick returns: #-Yards	5-89	3-63
Punt returns: #-Yards	8-36	4-25
Int returns: #-Yards	2--2	5-31
Kick return average	17.8	21.0
Punt return average	4.5	6.3
Int return average	-1.0	6.2
Fumbles-Lost	10-6	7-4
Penalties-Yards	24-248	28-284
Average per game	62.0	71.0
Punts-Yards	15-700	18-763
Average per punt	46.7	42.4
Net punt average	42.3	39.3
Kickoffs-Yards	15-975	23-1487
Average per kick	65.0	64.7
Net kick average	40.8	41.2
Time of possession / game	29:44	29:16
3rd-down conversion	17/56	16/49
3rd-down pct	30%	33%
4rd-down conversion	6/14	4/5
4rd-down pct	43%	80%
Sacks by-Yards	6-27	12-100
Misc Yards	0	0
Touchdowns scored	5	15
Field goals - attempts	7-8	4-7
On-Side kicks	0-0	0-0
Red-zone scores	(6-8) 75%	(15-20) 75%
Red-zone touchdowns	(3-8) 38%	(12-20) 60%
PAT-attempts	(5-5) 100%	(14-15) 93%
2-point conversion-attempts	(0-0) 0%	(0-0) 0%
Attendance	69296	98442
Games / Avg per game	2/34648	2/49221
Neutral site games	-	0/0

Score by Periods

Team	1st	2nd	3rd	4th	OT	TOT
UTEP	6	37	3	10	0	56
Opponents	31	31	34	20	0	116

2022 STATISTICS

Rushing

Player	gp	att	gain	loss	net	avg	td	lg	avg/g
Ronald Awatt	4	52	236	11	225	4.3	2	36	56.3
Deion Hankins	4	25	82	3	79	3.2	1	8	19.8
Gavin Hardison	4	24	57	98	-41	-1.7	0	10	-10.3
Calvin Brownholtz	3	3	9	8	1	0.3	0	8	0.3
Tyrin Smith	4	2	19	0	19	9.5	0	14	4.8
Cartraven Walker	2	2	9	0	9	4.5	0	7	4.5
Walter Dawn Jr.	4	1	9	0	9	9.0	0	9	2.3
Kelly Akharaiyi	4	1	0	6	-6	-6.0	0	0	-1.5
Torrance Burgess Jr.	1	1	5	0	5	5.0	0	5	5.0
Team	4	2	0	3	-3	-1.5	0	0	-0.8
Total	4	113	426	129	297	2.6	3	36	74.3
Opponents	4	164	876	79	797	4.9	9	46	199.3

Passing

Player	gp	effic	comp-att-int	pct	yds	td	lg	avg/g
Gavin Hardison	4	99.4	78-161-3	48.4	970	2	76	242.5
Calvin Brownholtz	3	72.9	6-10-2	60.0	63	0	19	21.0
Team	4	0.0	0-1-0	0.0	0	0	0	0.0
Total	4	97.3	84-172-5	48.8	1033	2	76	258.3
Opponents	4	127.7	52-96-2	54.2	691	5	44	172.8

Receiving

Player	gp	no.	yds	avg	td	lg	avg/g
Tyrin Smith	4	27	437	16.2	2	76	109.3
Reynaldo Flores	4	22	272	12.4	0	38	68.0
Kelly Akharaiyi	4	10	92	9.2	0	23	23.0
Walter Dawn Jr.	4	6	30	5.0	0	15	7.5
Jeremiah Ballard	4	6	54	9.0	0	15	13.5
James Tupou	4	5	64	12.8	0	24	16.0
Ronald Awatt	4	3	27	9.0	0	15	6.8
Trent Thompson	4	1	20	20.0	0	20	5.0
Deion Hankins	4	1	15	15.0	0	15	3.8
Zach Fryar	4	1	5	5.0	0	5	1.3
Jostein Clarke	1	1	13	13.0	0	13	13.0
Marcus Bellon	4	1	4	4.0	0	4	1.0
Total	4	84	1033	12.3	2	76	258.3
Opponents	4	52	691	13.3	5	44	172.8

Punt Returns

Player	no.	yds	avg	td	lg
Marcus Bellon	8	36	4.5	0	34
Total	8	36	4.5	0	34
Opponents	4	25	6.3	0	15

Interceptions

Player	no.	yds	avg	td	lg
Ty'Reke James	1	0	0.0	0	0
Tyrice Knight	1	-2	-2.0	0	0
Total	2	-2	-1.0	0	0
Opponents	5	31	6.2	1	22

Kick Returns

Player	no.	yds	avg	td	lg
Walter Dawn Jr.	5	89	17.8	0	22
Total	5	89	17.8	0	22
Opponents	3	63	21.0	0	26

Fumble Returns

Player	no.	yds	avg	td	lg
Praise Amaewhule	1	0	0.0	0	0
Cal Wallerstedt	1	0	0.0	0	0
Deylon Williams	1	0	0.0	0	0
James Neal	1	0	0.0	0	0
Total	4	0	0.0	0	0
Opponents	6	0	0.0	0	0

2022 STATISTICS

Scoring

Player	td	fg	PAT				dxp	saf	pts
			kick	rush	rcv	pass			
Gavin Baechle	-	7-8	5-5	-	-	-	-	-	26
Ronald Awatt	2	-	-	-	-	-	-	-	12
Tyrin Smith	2	-	-	-	-	-	-	-	12
Deion Hankins	1	-	-	-	-	-	-	-	6
Total	5	7-8	5-5	0	0	0	0	0	56
Opponents	15	4-7	14-15	0	0	0	0	0	116

Field Goals

Player	fg	pct.	01-19	20-29	30-39	40-49	50-99	lg	blk
Gavin Baechle	7-8	87.5	0-0	3-3	0-0	3-4	1-1	54	0
Opponents	4-7	57.1	0-0	2-2	1-4	0-0	1-1	51	0

FG Sequence

Team Name	UTEP	Opponents
North Texas	41,(29),(26)	(28)
Oklahoma	(48),(54)	(22)
New Mexico St.	(29),(46)	37
New Mexico	(46)	30,(51),(37),31

Numbers in (parentheses) indicate field goal was made

Total Offense

Player	g	plays	rush	pass	total	avg/g
Gavin Hardison	4	185	-41	970	929	232.3
Ronald Awatt	4	52	225	0	225	56.3
Deion Hankins	4	25	79	0	79	19.8
Calvin Brownholtz	3	13	1	63	64	21.3
Tyrin Smith	4	2	19	0	19	4.8
Walter Dawn Jr.	4	1	9	0	9	2.3
Cartraven Walker	2	2	9	0	9	4.5
Torrance Burgess Jr.	1	1	5	0	5	5.0
Kelly Akharaiyi	4	1	-6	0	-6	-1.5
Team	4	0	-3	0	-3	-0.8
Total	4	285	297	1033	1330	332.5
Opponents	4	260	797	691	1488	372.0

Punting

Player	no.	yds	avg	lg	tb	fc	i20	50+	blk
Joshua Sloan	15	700	46.7	64	2	5	3	3	0
Total	15	700	46.7	64	2	5	3	3	0
Opponents	18	763	42.4	55	1	7	8	4	0

Kickoffs

Player	no.	yds	avg	tb	ob	retn	net	ydln
Gavin Baechle	15	975	65.0	12	0			
Total	15	975	65.0	12	0	3	40.8	24
Opponents	23	1487	64.7	18	0	5	41.2	23

All Purpose

Player	g	rush	rcv	pr	kr	ir	total	avg/g
Tyrin Smith	4	19	437	0	0	0	456	114.0
Reynaldo Flores	4	0	272	0	0	0	272	68.0
Ronald Awatt	4	225	27	0	0	0	252	63.0
Walter Dawn Jr.	4	9	30	0	89	0	128	32.0
Deion Hankins	4	79	15	0	0	0	94	23.5
Kelly Akharaiyi	4	-6	92	0	0	0	86	21.5
James Tupou	4	0	64	0	0	0	64	16.0
Jeremiah Ballard	4	0	54	0	0	0	54	13.5
Marcus Bellon	4	0	4	36	0	0	40	10.0
Trent Thompson	4	0	20	0	0	0	20	5.0
Jostein Clarke	1	0	13	0	0	0	13	13.0
Cartraven Walker	2	9	0	0	0	0	9	4.5
Torrance Burgess Jr.	1	5	0	0	0	0	5	5.0
Zach Fryar	4	0	5	0	0	0	5	1.3
Calvin Brownholtz	3	1	0	0	0	0	1	0.3
Tyrice Knight	4	0	0	0	0	-2	-2	-0.5
Gavin Hardison	4	-41	0	0	0	0	-41	-10.3
Team	4	-3	0	0	0	0	-3	-0.8
Total	4	297	1033	36	89	-2	1453	363.3
Opponents	4	797	691	25	63	31	1607	401.8

2022 STATISTICS

##	Player	gp	Tackles				tfl/yds	Sacks	Pass defense			Fumbles	blkd	
			ua	a	tot	no-yds		int-yds	brup	qbh	fr-yds	ff	kick	saf
10	Tyrice Knight	4	22	15	37	4-10	.	1--2	1	1	.	1	.	.
2	Kobe Hylton	4	19	14	33	5-12	0.5-4	.	1	1	.	1	.	.
30	Cal Wallerstedt	4	10	13	23	5.5-17	3-14	.	.	.	1-0	.	.	.
13	Dennis Barnes	4	9	8	17	1-2	.	.	1	1
21	Justin Prince	2	11	5	16	1.5-1	.	.	.	1
3	Ty'Reke James	4	6	7	13	1-2	.	1-0	1
5	James Neal	4	5	7	12	1-0	.	.	.
9	Latrez Shelton	4	7	5	12	.	.	.	2
11	Jadrian Taylor	4	6	5	11	1.5-7	1-5	.	2	1
0	Maurice Westmoreland	4	3	6	9
54	Keenan Stewart	4	2	7	9	1.5-2	.	.	.	1	.	.	1	.
15	Bryton Thompson	4	3	5	8	1-1	1-1	1	.	.
23	Praise Amaewhule	4	4	4	8	2-5	1-0	.	.	.
32	Ilijah Johnson	4	3	4	7	1.5-2	.	.	3	.	.	1	.	.
22	Josiah Allen	3	6	1	7
7	Kelton Moss	3	2	4	6
48	Blake Thompson	4	2	4	6	.	.	.	1
4	Jerome Wilson Jr.	2	3	3	6	1
42	Deylon Williams	4	1	4	5	0.5-1	1-0	.	.	.
94	Jalen Rudolph	4	2	3	5	1.5-4
12	Trejon Hugue	4	1	3	4
28	Darius Baptist	3	2	2	4
99	Sione Tonga'uiha	3	.	3	3	1-4	0.5-3
19	Deshaun Trotter	3	1	1	2
50	Tevita Tafuna	4	.	2	2	0.5-3	.	.	1
43	Osaiasi Taeli	3	1	1	2
1	Tyson Wilson	4	1	1	2
25	Joe Hagopian	4	.	1	1
45	Trent Thompson	4	1	.	1
54	Steven Hubbard	3	.	1	1
37	Angelo Tejada	4	.	1	1
16	Tyler Williams	4	1	.	1
	Totals	4	134	140	274	29-73	6-27	2--2	13	7	4-0	4	1	0
	Opponents	4	135	110	245	20-126	12-100	5-31	23	23	6-0	6	0	0

2022 START CHART

OFFENSE

OPPONENT	LT	LG	C	RG	RT	WR	WR	TE/WR/RB	TE/FB/WR	RB	QB
North Texas*	Z. Henry	Mayers	Meyer	Klein	Byers	Flores	Smith	Dawn Jr.	Akharaiyi	Awatt	Hardison
at Oklahoma	Z. Henry	Mayers	Meyer	Klein	Byers	Flores	Smith	Dawn Jr.	Akharaiyi	Awatt	Hardison
NM State	Hubbard	Mayers	Mervin	Klein	Byers	Flores	Smith	Tupou	Akharaiyi	Awatt	Hardison
at New Mexico	Hubbard	Mayers	Meyer	Klein	Byers	Flores	Smith	Dawn Jr.	Akharaiyi	Awatt	Hardison
Boise State											
at Charlotte*											
at LA Tech*											
Florida Atlantic*											
Middle Tennessee*											
at Rice*											
FIU*											
at UTSA*											

DEFENSE

OPPONENT	DE	DT	DT	DE	LB	LB	CB	S	S	S	CB
North Texas*	Amaewhule	Stewart	Moss	Taylor	Knight	Wilson Jr.	Allen	Prince	Hylton	Barnes	Shelton
at Oklahoma	Amaewhule	Stewart	Moss	Taylor	Knight	Wilson Jr.	Allen	Wilson	Hylton	Barnes	Shelton
NM State	Amaewhule	Stewart	Moss	Taylor	Knight	Wallerstedt	Johnson	James	Hylton	Barnes	Shelton
at New Mexico	Amaewhule	Stewart	Bl. Thompson	Taylor	Knight	Wallerstedt	Johnson	James	Hylton	Barnes	Shelton
Boise State											
at Charlotte*											
at LA Tech*											
Florida Atlantic*											
Middle Tennessee*											
at Rice*											
FIU*											
at UTSA*											

2022 GAME-BY-GAME

RUSHING GAME-BY-GAME

Player	No-Yds/TD	UNT	OU	NMSU	UNM
Ronald Awatt	52-225/2	10-36/0	12-39/1	22-115/1	8-35/0
Deion Hankins	25-79/1	8-27/0	6-15/0	4-6/0	7-31/1
Gavin Hardison	24--41/0	10-29/0	7--34/0	4--11/0	3--25/0
Calvin Brownholtz	3-1/0	1-1/0	2-0/0	DNP	-
Tyrin Smith	2-19/0	1-14/0	-	-	1-5/0
Cartraven Walker	2-9/0	DNP	2-9/0	DNP	-
Walter Dawn Jr.	1-9/0	-	-	-	1-9/0
Torrance Burgess Jr.	1-5/0	DNP	1-5/0	DNP	DNP
Kelly Akharaiyi	1--6/0	-	1--6/0	-	-

RECEIVING GAME-BY-GAME

Player	No-Yds/TD	UNT	OU	NMSU	UNM
Tyrin Smith	27-437/2	7-127/1	8-71/0	4-56/1	8-183/0
Reynaldo Flores	22-272/0	8-122/0	7-76/0	4-38/0	3-36/0
Kelly Akharaiyi	10-92/0	3-29/0	4-36/0	-	3-27/0
Jeremiah Ballard	6-54/0	-	5-39/0	-	1-15/0
Walter Dawn Jr.	6-30/0	1-6/0	2-9/0	-	3-15/0
James Tupou	5-64/0	1-8/0	1-24/0	2-24/0	1-8/0
Ronald Awatt	3-27/0	1-1/0	1-11/0	1-15/0	-
Trent Thompson	1-20/0	-	-	1-20/0	-
Deion Hankins	1-15/0	-	-	-	1-15/0
Jostein Clarke	1-13/0	DNP	1-13/0	DNP	DNP
Zach Fryar	1-5/0	-	1-5/0	-	-
Marcus Bellon	1-4/0	-	1-4/0	-	-

PASSING GAME-BY-GAME

#2 Gavin Hardison	Comp	Att	Int	Pct	Yards	TD	Long	Sacked	Effic.
North Texas	21	48	0	43.8	293	1	49	1-5	101.9
Oklahoma	26	42	0	61.9	244	0	24	5-38	110.7
New Mexico St.	12	27	0	44.4	153	1	23	2-24	104.3
New Mexico	19	44	3	43.2	280	0	76	3-25	83.0
Totals	78	161	3	48.4	970	2	76	11-92	99.4

#7 Calvin Brownholtz	Comp	Att	Int	Pct	Yards	TD	Long	Sacked	Effic.
Oklahoma	5	8	1	62.5	44	0	13	1-8	83.7
New Mexico	1	2	1	50.0	19	0	19	0-0	29.8
Totals	6	10	2	60.0	63	0	19	1-8	72.9

2022 TEAM GAME-BY-GAME

Date	Opponent	Rushing				Receiving				Passing				Kick Returns				Punt Returns				tot off
		no.	yds	td	lg	no.	yds	td	lg	cmp-att-int	yds	td	lg	no.	yds	td	lg	no.	yds	td	lg	
08/27/2022	North Texas	30	107	0	14	21	293	1	49	21-48-0	293	1	49	1	22	0	22	0	0	0	0	400
09/03/2022	at Oklahoma	31	28	1	8	31	288	0	24	31-51-1	288	0	24	2	31	0	19	2	-2	0	2	316
09/10/2022	New Mexico St.	31	108	1	36	12	153	1	23	12-27-0	153	1	23	0	0	0	0	3	-3	0	1	261
09/17/2022	at New Mexico	21	54	1	10	20	299	0	76	20-46-4	299	0	76	2	36	0	22	3	41	0	34	353
UTEP		113	297	3	36	84	1033	2	76	84-172-5	1033	2	76	5	89	0	22	8	36	0	34	1330
Opponents		164	797	9	46	52	691	5	44	52-96-2	691	5	44	3	63	0	26	4	25	0	15	1488

UTEP Averages

Games	Avg/ rush	Avg/ catch	Pass effc	KR avg	PR avg	All purpose avg/game	Total offense avg/game
4	2.6	12.3	97.3	17.8	4.5	363.3	332.5

Date	Opponent	Tackles			Sacks no-yds	Fumble ff fr-yds	Pass Defense			blkd kick	PAT attempts			off				
		ua	a total	tfl-yds			int-yds	qbh	brup		kick	kick	rush	rcv	saf	t/o	pts	
08/27/2022	North Texas	40	24	64	7.0-15	0-0	0	1-0	0-0	2	2	0	1-1	0	0	0	3	13
09/03/2022	at Oklahoma	32	36	68	3.0-11	2-10	1	0-0	0-0	0	3	0	1-1	0	0	0	0	13
09/10/2022	New Mexico St.	30	32	62	6.0-13	2-8	2	2-0	1--2	4	6	1	2-2	0	0	0	7	20
09/17/2022	at New Mexico	32	48	80	13.0-34	2-9	1	1-0	1-0	1	2	0	1-1	0	0	0	7	10
UTEP		134	140	274	29.0-73	6-27	4	4-0	2--2	7	13	1	5-5	0	0	0	17	56
Opponents		135	110	245	20.0-126	12-100	6	6-0	5-31	23	23	0	14-15	0	0	0	20	116

Date	Opponent	Punting									Field Goals			Kickoffs				
		no.	yds	avg	long	blkd	tb	fc	50+	i20	md-att	long	blkd	no.	yds	avg	tb	ob
08/27/2022	North Texas	1	45	45.0	45	0	0	0	0	1	2-3	29	0	4	260	65.0	3	0
09/03/2022	at Oklahoma	5	211	42.2	48	0	0	3	0	1	2-2	54	0	4	260	65.0	2	0
09/10/2022	New Mexico St.	6	298	49.7	64	0	1	1	2	1	2-2	46	0	5	325	65.0	5	0
09/17/2022	at New Mexico	3	146	48.7	56	0	1	1	1	0	1-1	46	0	2	130	65.0	2	0
UTEP		15	700	46.7	64	0	2	5	3	3	7-8	54	0	15	975	65.0	12	0
Opponents		18	763	42.4	55	0	1	7	4	8	4-7	51	0	23	1487	64.7	18	0

UTEP INDIVIDUAL CAREER HIGHS

KELLY AKHARAIYI (WR)

Receptions _____ 4, at OU (9/3/22)
 Receiving yards _____ 36, at OU (9/3/22)
 Long reception _____ 23, at UNM (9/17/22)
 Rush attempts _____ 1, at OU (9/3/22)
 Rush yards _____ -6, at OU (9/3/22)
 Long rush _____ -6, at OU (9/3/22)

PRAISE AMAEWHULE (DE)

Tackles _____ 8, vs. ODU (10/2/21)
 Sacks _____ 3.5, at LA Tech (10/10/20)
 Tackles for loss _____ 3.5, at LA Tech (10/10/20)
 Forced fumbles _____ 1, 3x, last, at USM (10/9/21)
 Fumbles recovered _____ 1, 2x, last vs. UNT (8/27/22)
 Pass Breakups _____ 4, at LA Tech (10/10/20)
 QB Hurries _____ 7, vs. UNM (9/25/21)

JOSIAH ALLEN (CB)

Tackles _____ 6, vs. UNT (8/27/22)

RONALD AWATT (RB)

Points Scored _____ 6, 11x, last vs. NMSU (9/10/22)
 Touchdowns _____ 1, 11x, last vs. NMSU (9/10/22)
 Rush Attempts _____ 19, vs. Bethune (9/4/21)
 Rushing Yards _____ 159, at USM (10/9/21)
 Rushing TDs _____ 1, 11x, last vs. NMSU (9/10/22)
 Long Rush _____ 74, vs. Rice (11/20/21)
 Receptions _____ 2, 2X, last at UAB (11/27/21)
 Receiving yards _____ 65, vs. Rice (11/20/21)
 Long reception _____ 65, vs. Rice (11/20/21)
 Total Offense Att. _____ 20, vs. Bethune (9/4/21)
 Total Offense Yds. _____ 159, at USM (10/9/21)
 All-Purpose Yards _____ 184, vs. Rice (11/20/21)
 Tackles _____ 2, at LA Tech (10/20/18)

GAVIN BAECHLE (K/P)

Points scored _____ 12, 2x, last at NM State (8/28/21)
 Kick PATs _____ 5, 3x, last, vs. Rice (11/20/21)
 Points by kicking _____ 12, 2x, last at NM State (8/28/21)
 Field goals made _____ 3, 2x, last at NM State (8/28/21)
 Field goal attempts _____ 3, 3x, last at NM State (8/28/21)
 Long field goal _____ 54, at OU (9/3/22)

JEREMIAH BALLARD (WR)

Receptions _____ 5, at OU (9/3/22)
 Receiving yards _____ 39, at OU (9/3/22)
 Long reception _____ 16, vs. Bethune (9/4/21)

DARIUS BAPTIST (S)

Tackles _____ 3, at OU (9/3/22)

DENNIS BARNES (CB)

Tackles _____ 7, 4x, last at UNM (9/17/22)
 Tackles for loss _____ 2.5, vs. ODU (10/2/21)
 Sacks _____ 1.0, vs. ODU (10/2/21)
 QB Hurries _____ 1, vs. LA Tech (10/16/21)
 Forced fumbles _____ 1, 2x, last at Boise State (9/10/21)
 Fumbles recovered _____ 1, vs. ACU (9/19/20)
 Pass Breakups _____ 2, at ULM (9/26/20)
 Interceptions _____ 1, 2x, last at USM (10/9/21)
 Int. Ret. Yards _____ 27, vs. Bethune (9/4/21)

MARCUS BELLON (WR/PR)

Receptions _____ 1, at OU (9/3/22)
 Receiving yards _____ 4, at OU (9/3/22)
 Long reception _____ 4, at UNM (9/17/22)
 Punt Returns _____ 3, 2x, last at UNM (9/17/22)
 Punt Ret. Yards _____ 41, at UNM (9/17/22)
 Long Punt Ret. _____ 34, at UNM (9/17/22)
 All-purpose yards _____ 41, at UNM (9/17/22)

MCKEL BROUSSARD (S)

Tackles _____ 1, 5x, last at USM (10/9/21)

CALVIN BROWNHOLTZ (QB)

Points Scored _____ 12, 2x, last vs. Rice (11/20/21)
 Touchdowns _____ 2, 2x, last vs. Rice (11/20/21)
 Rush Attempts _____ 15, vs. UNT (12/11/20)
 Rushing Yards _____ 114, vs. UNT (12/11/20)
 Rush TD _____ 2, 2x, last vs. Rice (11/20/21)
 Long Rush _____ 29, vs. UNT (12/11/20)
 Pass attempts _____ 26, vs. UNT (12/11/20)
 Pass completions _____ 10, vs. UNT (12/11/20)
 Pass yards _____ 196, vs. UNT (12/11/20)
 Pass yards _____ 196, vs. UNT (12/11/20)
 Pass TD _____ 2, vs. UNT (12/11/20)
 Long pass _____ 47, vs. UNT (12/11/20)
 Total Offense Attempts _____ 41, vs. UNT (12/11/20)
 Total Offense Yards _____ 310, vs. UNT (12/11/20)
 All-Purpose Yards _____ 114, vs. UNT (12/11/20)

TORRANCE BURGESS JR. (RB)

Rush Attempts _____ 1, at OU (9/3/22)
 Rushing Yards _____ 5, at OU (9/3/22)
 Long Rush _____ 5, at OU (9/3/22)

JOSTEIN CLARKE (WR)

Receptions _____ 1, at OU (9/3/22)
 Receiving yards _____ 13, at OU (9/3/22)
 Long reception _____ 13, at OU (9/3/22)

WALTER DAWN JR. (WR)

Points Scored _____ 18, at UTSA (10/22/16)
 Touchdowns _____ 3, at UTSA (10/22/16)
 Rush Attempts _____ 7, at Oklahoma (9/2/17)
 Rushing Yards _____ 56, at Oklahoma (9/2/17)
 Rushing TDs _____ 2, at UTSA (10/22/16)
 Long Rush _____ 29, at Oklahoma (9/2/17)
 Receptions _____ 4, 3x, Last at UTSA (11/14/20)
 Receiving Yards _____ 74, at UTSA (10/22/16)
 Receiving TDs _____ 1, at UTSA (10/22/16)
 Long Reception _____ 74, at UTSA (10/22/16)
 Total Offense Att. _____ 7, at Oklahoma (9/2/17)
 Total Offensive Yds. _____ 56, at Oklahoma (9/2/17)
 All-Purpose Yards _____ 206, at UTSA (11/14/20)
 Kick Returns _____ 5, 2x, Last vs. UNT (12/11/20)
 Kick Return Yds. _____ 167, at UTSA (11/14/20)
 Long Kick Return _____ 95, at UTSA (11/14/20)
 Punt Returns _____ 1, 2x, Last at Southern Miss (9/28/19)

JOSH FARR (WR)

Receptions _____ 2, at Texas (9/12/20)
 Receiving Yards _____ 11, at Texas (9/12/20)
 Long Reception _____ 6, at Texas (9/12/20)

REYNALDO FLORES (RB)

Points Scored _____ 2, at UAB (11/27/21)
 Rush attempts _____ 9, vs. Bethune (9/4/21)
 Rush yards _____ 36, vs. Bethune (9/4/21)
 Long rush _____ 18, at Texas (9/12/20)
 Receptions _____ 8, vs. UNT (8/27/22)
 Receiving Yards _____ 122, vs. UNT (8/27/22)
 Long Reception _____ 53, vs. Fresno State (12/18/21)
 Total offense attempts _____ 9, vs. Bethune (9/4/21)
 Total offense yards _____ 48, at USM (10/9/21)
 All-purpose yards _____ 122, vs. UNT (8/27/22)
 Kick Returns _____ 2, vs. Rice (11/30/19)
 Kick Return Yards _____ 10, vs. Rice (11/30/19)
 Long Kick Return _____ 11, vs. Rice (11/30/19)

JOE HAGOPIAN (S)

Tackles _____ 1, vs. UNT (8/27/22)

DEION HANKINS (RB)

Points Scored _____ 18, at ULM (9/26/20)
 Touchdowns _____ 3, at ULM (9/26/20)
 Rush attempts _____ 22, 2x, Last vs. UNT (12/11/20)
 Rushing yards _____ 119, at Charlotte (10/24/20)
 Rushing TDs _____ 3, at ULM (9/26/20)
 Long rush _____ 41, vs. SFA (9/5/20)
 Receptions _____ 2, at FAU (10/30/21)
 Receiving Yards _____ 9, vs. LA Tech (10/16/21)
 Long reception _____ 15, at UNM (9/17/22)
 Total offense attempts _____ 22, 2x, Last vs. UNT (12/11/20)
 Total offense yards _____ 119, at Charlotte (10/24/20)
 All-purpose yards _____ 119, at Charlotte (10/24/20)

GAVIN HARDISON (QB)

Rush attempts _____ 10, 3x, last vs. UNT (8/27/22)
 Rush yards _____ 29, vs. UNT (8/27/22)
 Long rush _____ 27, at UNT (11/13/20)
 Pass attempts _____ 48, vs. UNT (8/27/22)
 Pass completions _____ 26, at OU (9/3/22)
 Pass yards _____ 366, vs. Rice (11/20/21)
 Pass TDs _____ 3, 2x, last vs. UTSA (11/6/21)
 Long pass _____ 82, at ULM (9/26/20)
 Total offense attempts _____ 58, vs. UNT (8/27/22)
 Total offense yards _____ 327, at FAU (10/30/21)
 All-purpose yards _____ 14, vs. ODU (10/2/21)

BREON HAYWARD (LB)

Tackles _____ 16, vs. UNT (12/11/20)
 Tackle for Loss _____ 1.0, vs. Bethune (9/4/21)
 Sacks _____ 1.0, vs. Bethune (9/4/21)
 QB Hurries _____ 2, at Boise State (9/10/21)
 Pass Breakups _____ 2, vs. ODU (10/2/21)
 Fumbles recovered _____ 1, at USM (10/9/21)
 Touchdowns (FR) _____ 1, at USM (10/9/21)
 Points Scored _____ 6, at USM (10/9/21)

ZURI HENRY (OL)

Tackles _____ 1, at NM State (8/28/21)

TREJON HUGUE (S)

Tackles _____ 3, 2x, last at UAB (11/27/21)
 Tackle for Loss _____ 1.0, at UAB (11/27/21)

KOBE HYLTON (S)

Tackles _____ 10, at UNM (9/17/22)
 Tackle for Loss _____ 2.5, vs. UNT (8/27/22)
 Sacks _____ 0.5, vs. NMSU (9/10/22)
 QB Hurries _____ 1, at UNM (9/17/22)
 Forced fumbles _____ 1, at OU (9/3/22)
 Pass Breakups _____ 1, at UNM (9/17/22)

TY'REKE JAMES (S)

Tackles _____ 5, at UNM (9/17/22)
 Tackles for Loss _____ 1.0, 2x, last at USM (10/9/21)
 Pass Breakups _____ 1, 2x, at UNT (11/13/21)
 QB Hurries _____ 1, 2x, last at UNT (11/13/21)
 Interceptions _____ 1, at UNM (9/17/22)

ILIJAH JOHNSON (CB)

Tackles _____ 3, 2x, last at UNM (9/17/22)
 Tackles for Loss _____ 1.0, vs. NMSU (9/10/22)
 Pass Breakups _____ 3, vs. NMSU (9/10/22)

TYRICE KNIGHT (LB)

Tackles _____ 15, vs. Fresno State (12/18/21)
 Sacks _____ 2.0, at UAB (11/27/21)
 Tackles for loss _____ 2.5, vs. UNT (8/27/22)
 QB Hurries _____ 2, vs. Rice (11/20/21)
 Forced fumbles _____ 1, 3x, last at UNM (9/17/22)
 Fumbles recovered _____ 1, at Boise State (9/10/21)
 Interceptions _____ 1, 2x, last vs. NMSU (9/10/22)
 Pass Breakups _____ 1, vs. NMSU (9/10/22)

MIKE MALEWITZ (WR)

Receptions _____ 1, Last at LA Tech (10/10/20)
 Receiving yards _____ 3, at LA Tech (10/10/20)
 Long reception _____ 3, at LA Tech (10/10/20)

UTEP INDIVIDUAL CAREER HIGHS

KELTON MOSS (DT)

Tackles _____ 7, at LA Tech (10/10/20)
 Tackle for Loss _____ 1.0, 2x, last at UTSA (11/14/20)
 Sacks _____ 0.5, at LA Tech (10/10/20)
 QB Hurries _____ 1, at Charlotte (10/24/20)
 Pass Breakups _____ 1, at FAU (10/30/21)

JAMES NEAL (LB)

Tackles _____ 4, at UNM (9/17/22)
 Tackle for Loss _____ 1.0, at NM State (8/28/21)
 Sacks _____ 1.0, at NM State (8/28/21)
 Fumbles recovered _____ 1, vs. NMSU (9/10/22)

JUSTIN PRINCE (S)

Tackles _____ 10, 3x, last at OU (9/3/22)
 Tackles for loss _____ 2.0, at LA Tech (10/10/20)
 Sacks _____ 1.0, at UTSA (11/14/20)
 Pass breakups _____ 2, vs. ODU (10/2/21)
 Fumbles recovered _____ 1, vs. SFA (9/5/20)
 Forced fumbles _____ 1, at NMSU (8/28/21)
 Fumble return yards _____ 16, vs. SFA (9/5/20)
 QB Hurries _____ 1, vs. UNT (8/27/22)

TOREY RICHARDSON (CB)

Tackles _____ 4, vs. Rice (11/20/21)
 Interceptions _____ 1, vs. LA Tech (10/16/21)
 Pass breakups _____ 3, vs. UTSA (11/6/21)

ELIJAH ROBINSON (DE)

Tackles _____ 2, at FAU (10/30/21)

JALEN RUDOLPH (DT)

Tackles _____ 2, 3x, last at UNM (9/17/22)
 Tackles for loss _____ 1.0, 2x, last vs. UNT (8/27/22)
 Points Scored _____ 2, vs. LA Tech (10/16/21)

LATREZ SHELTON (CB)

Tackles _____ 6, at UNM (9/17/22)
 Pass Breakups _____ 1, 2x, last at OU (9/3/22)

JOSHUA SLOAN (P)

Punt Attempts _____ 8, at Texas (9/12/20)
 Punt Yards _____ 298, vs. NM State (9/10/22)
 Longest Punt _____ 63, at UTSA (11/14/20)

TYRIN SMITH (WR)

Points Scored _____ 12, vs. UTSA (11/6/21)
 Touchdowns _____ 2, vs. UTSA (11/6/21)
 Receptions _____ 8, 2x, last at UNM (9/17/22)
 Receiving Yards _____ 183, at UNM (9/17/22)
 Receiving TDs _____ 2, vs. UTSA (11/6/21)
 Long Reception _____ 76, at UNM (9/17/22)
 Rush attempts _____ 1, 2x, last at UNM (9/17/22)
 Rush yards _____ 14, vs. UNT (8/27/22)
 Long rush _____ 14, vs. UNT (8/27/22)
 All-purpose yards _____ 188, at UNM (9/17/22)

KEENAN STEWART (DT)

Tackles _____ 12, at LA Tech (10/10/20)
 Tackles for loss _____ 3.0, at Charlotte (10/24/20)
 Forced Fumbles _____ 1, at Charlotte (10/24/20)
 Sacks _____ 1.0, 2x, last at Boise State (9/10/21)
 QB Hurries _____ 1, 3x, Last at Charlotte (10/24/20)
 Pass breakups _____ 1, at ULM (9/26/20)

TEVITA TAFUNA (DT)

Tackles _____ 3, vs. UNM (9/25/21)
 Tackles for Loss _____ 1.0, vs. Rice (11/20/21)
 QB Hurries _____ 1, at Boise State (9/10/21)
 Pass Breakups _____ 1, at UNM (9/17/22)

JADRIAN TAYLOR (DE)

Tackles _____ 6, vs. LA Tech (10/16/21)
 Tackles for Loss _____ 3.5, vs. LA Tech (10/16/21)
 Sacks _____ 3.5, vs. LA Tech (10/16/21)
 QB Hurries _____ 2, 2x, last vs. Rice (11/20/21)
 Pass Breakups _____ 1, 3x, last at OU (9/3/22)

ANGELO TEJADA (LS)

Tackles _____ 1, at OU (9/3/22)

GARY THEARD (LB)

Tackles _____ 5, vs. ACU (9/19/20)
 QB Hurries _____ 1, at ULM (9/26/20)
 Pass breakups _____ 1, at LA Tech (10/10/20)

BLAKE THOMPSON (DT)

Tackles _____ 5, vs. NMSU (9/10/22)
 Pass breakups _____ 1, 2x, last vs NMSU (9/10/22)
 Fumble recoveries _____ 1, at NMSU (8/28/21)
 Sacks _____ 1.0, at UAB (11/27/21)

BRYTON THOMPSON (DE)

Tackles _____ 3, vs. UNT (8/27/22)
 Tackles for loss _____ 1.0, vs. NMSU (9/10/22)
 Forced fumbles _____ 1, vs. NMSU (9/10/22)
 Sacks _____ 1.0, vs. NMSU (9/10/22)

TRENT THOMPSON (TE)

Receptions _____ 3, at UAB (11/27/21)
 Receiving yards _____ 53, vs. Fresno State (12/18/21)
 Long reception _____ 51, vs. Fresno State (12/18/21)
 Receiving TDs _____ 2, vs. Fresno State (12/18/21)
 All-purpose yards _____ 53, vs. Fresno State (12/18/21)
 Tackles _____ 1, 2x, last at UNM (9/17/22)
 Kick returns _____ 1, at Charlotte (10/24/20)
 KR Yards _____ 11, at Charlotte (10/24/20)
 Long kick return _____ 11, at Charlotte (10/24/20)

SIONE TONGA'UIHA (DT)

Tackles _____ 3, 2x, last at Boise State (9/10/21)
 Sacks _____ 0.5, vs. NMSU (9/10/22)
 QB Hurries _____ 1, at NM State (8/28/21)

DESHAUN TROTTER (S)

Tackles _____ 1, 5x, last at OU (9/3/22)

JAMES TUPOU (FB)

Rush attempts _____ 1, at NMSU (8/28/21)
 Rush yards _____ 2, at NMSU (8/28/21)
 Long rush _____ 2, at NMSU (8/28/21)
 Receptions _____ 1, 6x, last at OU (9/3/22)
 Receiving Yards _____ 25, at FAU (10/30/21)
 Long Reception _____ 25, at FAU (10/30/21)
 Tackles _____ 2, at ULM (9/26/20)
 Fumbles Recovered _____ 1, vs. MT (11/10/18)

CARTRAVEN WALKER (RB)

Rush Attempts _____ 2, at OU (9/3/22)
 Rush Yards _____ 9, at OU (9/3/22)
 Long Rush _____ 7, at OU (9/3/22)

MAURICE WESTMORELAND (DE)

Tackles _____ 5, vs. NMSU (9/10/22)

CAL WALLERSTEDT (LB)

Tackles _____ 9, vs. NMSU (9/10/22)
 Tackles for loss _____ 3.5, at UNM (9/17/22)
 Sacks _____ 2.0, at UNM (9/17/22)
 Fumbles Recovered _____ 1, vs. NMSU (9/10/22)

DEYLON WILLIAMS (DE)

Tackles _____ 3, 2x, last at FAU (10/30/21)
 Tackles for loss _____ 1.0, at NM State (8/28/21)
 Sacks _____ 1.0, at NM State (8/28/21)
 Pass Breakups _____ 1, at Texas (9/12/20)
 Fumbles Recovered _____ 1, at UNM (9/17/22)

TYLER WILLIAMS (DB)

Tackles _____ 1, at OU (9/3/22)

JEROME WILSON JR. (LB)

Tackles _____ 6, at Texas (9/12/20)
 Tackles for loss _____ 0.5, 2x, Last vs. UNT (12/11/20)
 QB Hurries _____ 1, vs. UNT (8/27/22)

TYSON WILSON (DB)

Tackles _____ 11, at UNT (11/13/21)
 Tackles for Loss _____ 1.0, at FAU (10/30/21)
 Pass Breakups _____ 2, 2x, last vs. UTSA (11/6/21)
 Interceptions _____ 1, vs. LA Tech (10/16/21)

UTEP FOOTBALL 2022 RECAPS

Game #1

	NORTH TEXAS (1-0, 1-0)	31
	UTEP (0-1, 0-1)	13

**El Paso, Texas • Sun Bowl Stadium (45,971)
Aug. 27, 2022**

Gavin Hardison threw for 293 yards and a score, while Reynaldo Flores (122 yards) and Tyrin Smith (127 yards) each recorded career highs in receiving yards, but it wasn't enough as North Texas rolled by UTEP, 31-13, on a humid Saturday night in the Sun Bowl.

The game kicked off late as lighting delayed the contest to an 8 p.m. MT start in front of a sold-out crowd (45,971).

The Mean Green took control of the game and outscored the Miners 17-0 in the second half. UNT rushed for 163 yards led by Ayo Adeyi's 80. North Texas quarterback Austin Aune threw for 236 yards and three scores. Roderic Burns tallied 72 yards on three receptions, while Jake Roberts, Isaiah Johnson and Tommy Bush were on the other ends of Aune's TD passes.

Flores exceeded his career high with eight receptions and registered his first career 100-yard game. Smith reached the century mark for the second time in his career. Newcomer Kelly Akharaiyi hauled in a trio of receptions for 29 yards.

But the Miners left points on the board as Gavin Baechle missed a 40-yard field goal attempt on the Miners' first drive. UTEP also came up short on its second possession as Hardison's pass to James Tupou in the end zone fell short on a fourth-and-goal.

UTEP gained 400 yards of total offense, and UNT tallied 399. The Mean Green were 6-of-12 on third downs, while UTEP finished 7-of-18. The Miners also went 2-for-6 on fourth down conversions after ranking in the top three nationally in that category a season ago.

SCORE BY QUARTERS

TEAM	1ST	2ND	3RD	4TH	TOTAL
NORTH TEXAS	0	14	14	3	31
UTEP	0	13	0	0	13

QTR TIME SCORING PLAY

2nd	13:58	UTEP - Smith 32-yd pass from Hardison, (Baechle kick), 5-90, 01:17
	10:02	UNT - Bush 7-yd pass from Aune (Mooney kick), 12-88, 03:50
	05:14	UTEP - Baechle 29-yd FG, 10-54, 04:43
	01:52	UNT - Adaway III 8-yd rush (Mooney kick), 9-75, 03:22
	00:07	UTEP - Baechle 26-yd FG, 4-0, 00:25
3rd	10:27	UNT - Johnson 9-yd pass from Aune (Mooney kick), 12-75, 04:33
	04:32	UNT - Roberts 11-yd pass from Aune (Mooney kick), 4-50, 01:17
	08:05	UNT - Mooney 28-yd FG, 12-57, 06:37

TEAM STATISTICS

	UNT	UTEP
First Downs	24	22
Rushing Attempts-Yards	41-163	30-107
Passing Yards	236	293
Passes	15-22-0	14-23-0
Total Offense	399	400
Punt Returns-Yards	1-4	0-0
Kickoff Returns-Yards	1-12	1-22
Punts-Average	3-34.0	1-45.0
Fumbles-Lost	1-1	1-1
Penalties-Yards	6-65	5-50
Time of Possession	31:23	28:37


UTEP Leaders				
Passing	C-A-I	YDS	TD	LG
Hardison	21-48-0	293	1	49
Rushing	ATT.	YDS	TD	LG
Awatt	10	36	0	5
Hardison	10	29	0	10
Receiving	Rec.	YDS	TD	LG
Flores	8	122	0	38
Smith	7	127	0	49

UNT Leaders				
Passing	C-A-I	YDS	TD	LG
Aune	16-29-0	236	3	41
Rushing	ATT.	YDS	TD	LG
Adeyi	17	80	0	18
Johnson	7	37	0	21
Receiving	Rec.	YDS	TD	LG
Roberts	4	54	1	23
Burns	3	72	0	41

Tackles	U-A-T	Sack-YD	TFL-YD	Int.-YD
Knight	7-4-11	0.0-0	2.0-6	0-0
Hylton	7-2-9	0.0-0	2.5-5	0-0

Tackles	U-A-T	Sack-YD	TFL-YD	Int.-YD
Davis	5-3-8	0.0-0	0.0-0	0-0
Whitlock	4-3-7	0.0-0	0.0-0	0-0

Game #2

	UTEP (0-1, 0-1)	13
	#9 OKLAHOMA (1-0, 1-0)	45

**Norman, Okla. • Oklahoma Memorial Stadium (83,173)
Sept. 3, 2022**

Following a sluggish start, the UTEP Miners displayed moments of brilliance on both sides of football over the final three quarters in a 45-13 loss at no. 9 Oklahoma on Saturday.

UTEP (0-2) trailed 21-0 at the end of the first quarter, but got within 11 points in the second period and was outscored just 24-13 over the final three frames.

Gavin Hardison completed 26-of-43 passes for 244 yards for the Miners. The 26 completions were a career high. Ten UTEP players made a catch — the most for UTEP in a game under coach Dana Dimel — led by Reynaldo Flores (7-76) and Tyrin Smith (8-71).

Dillon Gabriel finished 15-of-23 passing for 233 yards and two TD's for Oklahoma (1-0). Gabriel completed 6-of-7 passes for 128 yards over the opening 15 minutes in leading the Sooners to the 21-0 lead.

The Miners answered with 10 unanswered points. Gavin Baechle's 48-yard field goal put UTEP on the board. Following a three-and-out by the OU offense, Flores keyed the Miners' 10-play, 85-yard drive by making three catches for 44 yards. Hardison was 5-for-6 for 63 yards on the drive, which ended with a two-yard rushing TD by Ronald Await. The Miners were only down 11 at 21-10.

Oklahoma extended its lead to 28-10 on a 28-yard pass from Gabriel to Brayden Willis right before halftime. It was Willis' second touchdown of the half.

Baechle nailed a 54-yard field goal early in the fourth, the longest of his career.

SCORE BY QUARTERS

TEAM	1ST	2ND	3RD	4TH	TOTAL
UTEP	0	10	0	3	13
OKLAHOMA	21	7	14	3	45

QTR TIME SCORING PLAY

1st	13:43	OU - Gabriel 12-yd rush, (Shmit kick), 5-75, 01:17
	09:18	OU - Willis 6-yd pass from Gabriel (Shmit kick), 6-93, 01:48
	06:43	OU - Freeman 46-yd rush (Shmit kick), 2-55, 00:30
2nd	14:12	UTEP - Baechle 48-yd FG, 14-44, 07:31
	08:18	UTEP - Awatt 2-yd rush (Baechle kick), 10-85, 05:10
	00:55	OU - Willis 28-yd pass from Gabriel (Shmit kick), 11-68, 04:01
3rd	10:48	OU - Major 1-yd rush (Mooney kick), 10-80, 02:40
	03:16	OU - Major 6-yd rush (Mooney kick), 7-64, 01:51
4th	14:01	UTEP - Baechle 54-yd FG, 11-38, 04:15
	08:05	OU - Schmit 22-yd FG, 9-37, 05:28

TEAM STATISTICS

	UTEP	OU
First Downs	26	23
Rushing Attempts-Yards	31-28	38-259
Passing Yards	288	233
Passes	31-51-1	15-23-0
Total Offense	316	492
Punt Returns-Yards	2--2	2-17
Kickoff Returns-Yards	2-31	2-51
Punts-Average	5-42.2	3-45.3
Fumbles-Lost	3-0	1-0
Penalties-Yards	6-50	7-59
Time of Possession	38:33	21:27

UTEP Leaders				
Passing	C-A-I	YDS	TD	LG
Hardison	26-42-0	244	0	24
Rushing	ATT.	YDS	TD	LG
Awatt	12	39	1	8
Hankins	6	15	0	6
Receiving	Rec.	YDS	TD	LG
Smith	8	71	0	15
Flores	7	76	0	24


OU Leaders				
Passing	C-A-I	YDS	TD	LG
Gabriel	15-23-0	233	2	42
Rushing	ATT.	YDS	TD	LG
Gray	16	102	0	35
Major	7	54	2	27
Receiving	Rec.	YDS	TD	LG
Mims	3	81	0	42
Willis	3	40	2	28

Tackles	U-A-T	Sack-YD	TFL-YD	Int.-YD
Prince	7-3-10	0.0-0	0.5-0	0-0
Knight	6-3-9	0.0-0	0.0-0	0-0

Tackles	U-A-T	Sack-YD	TFL-YD	Int.-YD
Bowman	7-2-9	0.0-0	0.0-0	0-0
Stutsman	6-3-9	0.0-0	0.0-0	0-0

UTEP FOOTBALL 2022 RECAPS

Game #3

	NM STATE (0-3)	13
	UTEP (1-2, 0-1)	20

**El Paso, Texas • Sun Bowl Stadium (23,325)
Sept. 10, 2022**

Ronald Awatt rushed for 115 yards and a score, and the UTEP defense halted a NM State comeback during a 20-13 victory in the 99th Battle of I-10 in front of 23,325 strong in the Sun Bowl on Saturday night.

The Miners (1-2, 0-1 Conference USA) jumped out to a 17-0 lead, while taking a 17-6 advantage into the locker room at the half. The Aggies (0-3) got within seven points (20-13), while gaining possession with four minutes left in the contest. But the UTEP defense forced its third turnover of the night to clinch the victory.

NM State outgained UTEP, 298-261, while each team tallied 17 first downs.

For Awatt, it was his first 100-yard game of the season and third in his career. Gavin Hardison threw for 153 yards and a touchdown. Tyrin Smith caught four passes for 56 yards and a score. Linebacker Cal Wallerstedt, in his first career start, led the defense with a career-high nine tackles, while forcing his first career fumble at the end of the contest. Redshirt freshman CB Ilijah Johnson tallied three pass breakups, a tackle for loss and a forced fumble.

The Miners looked dominant, forcing two turnovers and five punts on NM State's first seven possessions. The Aggies fought back, outscoring UTEP 13-3 in the second half.

UTEP got on the board first after Gavin Baechle hit a 29-yard field goal. The Miners drove the ball 63 yards on 17 plays (8:18) on the games' first possession. Trent Thompson hauled in 20-yard pass on a third-and-8, while Reynaldo Flores reeled in a 12-yard reception on a fourth-and-3 and went to the NMSU 13-yard line.

SCORE BY QUARTERS

TEAM	1ST	2ND	3RD	4TH	TOTAL
NM STATE	0	0	6	7	13
UTEP	3	14	3	0	20

QTR TIME SCORING PLAY

1st	06:42	UTEP - Baechle 29-yd FG, 17-63, 08:18
2nd	07:07	UTEP - Smith 9-yd pass from Hardison (Baechle kick), 6-65, 03:28
	05:55	UTEP - Awatt 22-yd rush (Baechle kick), 1-22, 00:09
3rd	10:50	NMSU - Pavia 14-yd rush (Albertson kick blocked), 1-14, 00:07
	00:05	UTEP - Baechle 46-yd FG, 8-65, 04:01
4th	05:43	NMSU - Pavia 11-yd rush (Albertson kick), 61-75, 09:22

TEAM STATISTICS

	NMSU	UTEP
First Downs	17	17
Rushing Attempts-Yards	40-187	30-108
Passing Yards	111	166
Passes	8-25-1	13-27-0
Total Offense	298	261
Punt Returns-Yards	1-4	1--3
Kickoff Returns-Yards	0-0	0-0
Punts-Average	6-43.5	6-49.7
Fumbles-Lost	3-2	3-2
Penalties-Yards	7-85	5-55
Time of Possession	31:42	28:18

UTEP Leaders

Passing	C-A-I	YDS	TD	LG
Hardison	12-27-0	153	1	36
Rushing	ATT.	YDS	TD	LG
Awatt	22	115	1	36
Hardison	4	6	0	4
Receiving	Rec.	YDS	TD	LG
Flores	4	38	0	14
Smith	4	56	1	23


Tackles	U-A-T	Sack-YD	TFL-YD	Int.-YD
Wallerstedt	3-6-9	0.0-0	1.0-1	0-0
Amaewhule	3-3-6	0.0-0	1.0-1	0-0

NMSU Leaders

Passing	C-A-I	YDS	TD	LG
Pavia	7-20-0	100	0	44
Rushing	ATT.	YDS	TD	LG
Pavia	15	69	2	14
Brady	2	50	0	36
Receiving	Rec.	YDS	TD	LG
Thomas	4	50	0	44
Brady	2	19	0	11

Tackles	U-A-T	Sack-YD	TFL-YD	Int.-YD
Ojoh	4-4-8	0.5-5	0.5-5	0-0
Seldon	3-4-7	0.0-0	0.5-2	0-0

Game #4

	UTEP (1-3, 0-1)	10
	New Mexico (2-1, 0-1)	27

**Albuquerque, N.M. • University Stadium (15,269)
Sept. 17, 2022**

New Mexico built a 20-3 halftime lead and kept UTEP out of the end zone until late in the game, as the Lobos knocked off the Miners, 27-10, on Sept. 17 at University Stadium.

The Lobos (2-1) gained 217 yards to the Miners' 76 over the first two periods. They scored 17 points in the first 20 minutes of the game — including a 22-yard interception for a score by Reco Hannah — to take a two-touchdown (17-3) lead. They added a 51-yard field goal by George Steinkamp right before the break.

In the second half, the UTEP defense limited New Mexico to 82 yards. But it was a lost night on offense for the Miners (1-3) as they committed seven turnovers, their most in a game since 2005.

UTEP quarterback Gavin Hardison completed his first three pass attempts before misfiring on nine straight. He was 8-for-23 for 73 yards with two picks in the first half. Hardison entered the contest with no interceptions in 117 pass attempts over the first three games.

Epitomizing the Miners' offensive frustration, Tyrin Smith had a career-long 76-yard reception early in the third quarter - but he was stripped at the goal line, leading to a touchback and Lobos' ball.

Smith had a career-high 183 yards on eight catches.

UTEP scored its lone touchdown with a 4:44 remaining when Deion Hankins barreled in for a one-yard score.

SCORE BY QUARTERS

TEAM	1ST	2ND	3RD	4TH	TOTAL
UTEP	3	0	0	7	10
NEW MEXICO	10	10	0	7	27

QTR TIME SCORING PLAY

1st	06:28	UNM - Drzewiecki 37-yd FG, 8-62, 03:56
	06:03	UNM - Hannah 22-yd INT Ret. (Drzewiecki kick), 00:16
	01:21	UTEP - Baechle 46-yd FG, 6-13, 01:45
2nd	10:31	UNM - White 3-yd rush (Drzewiecki kick), 8-75, 05:50
	00:04	UNM - Steinkamp 51-yd FG, 5-33, 00:38
4th	04:41	UTEP - Hankins 1-yd rush (Baechle kick), 7-53, 02:07
	02:33	UNM - Jones 5-yd rush (Steinkamp kick), 5-21, 02:04

TEAM STATISTICS

	UTEP	UNM
First Downs	17	17
Rushing Attempts-Yards	21-54	45-188
Passing Yards	299	166
Passes	20-46-4	13-19-1
Total Offense	253	299
Punt Returns-Yards	3-41	0-0
Kickoff Returns-Yards	2-36	0-0
Punts-Average	3-48.7	6-44.0
Fumbles-Lost	3-3	2-1
Penalties-Yards	8-93	8-75
Time of Possession	23:27	36:33

UTEP Leaders

Passing	C-A-I	YDS	TD	LG
Hardison	19-44-3	280	0	76
Rushing	ATT.	YDS	TD	LG
Awatt	8	35	0	10
Hankins	7	31	1	8
Receiving	Rec.	YDS	TD	LG
Smith	8	183	0	76
Flores	3	36	0	19

Tackles	U-A-T	Sack-YD	TFL-YD	Int.-YD
Knight	7-7-14	0.0-0	2.0-4	0-0
Hylton	6-4-10	0.0-0	1.5-2	0-0

UNM Leaders

Passing	C-A-I	YDS	TD	LG
Kendrick	13-19-1	111	0	28
Rushing	ATT.	YDS	TD	LG
Jones	21	83	1	21
Washington	6	57	0	30
Receiving	Rec.	YDS	TD	LG
Wysong	5	37	0	28
White	2	35	0	27

Tackles	U-A-T	Sack-YD	TFL-YD	Int.-YD
Moon	6-5-11	2.0-18	2.0-18	0-0
Reed II	2-4-6	0.0-0	0.0-0	0-0

collegepressbox
SINCE 2005 EVERYTHING BUT THE PREGAME MEAL

2023

NATIONAL CHAMPIONSHIP

131 Teams

10 Conferences

42 Bowls

25 Awards

collegepressbox is the official
media website for Division I football

Access and download game notes, quotes, statistics, media guides,
headshots, logos and more for all FBS schools, conferences,
postseason games, awards and the College Football Playoff

**For access, please register for an account at:
collegepressbox.com/register**

 [collegepressbox](https://collegepressbox.com)

 [collegepressboxvideo](https://collegepressboxvideo.com)