

2022 BYU FOOTBALL ALMANAC



collegepressbox
SINCE 2005 EVERYTHING BUT THE PREGAME MEAL

2023

NATIONAL CHAMPIONSHIP

131 Teams

10 Conferences

42 Bowls

25 Awards

collegepressbox is the official
media website for Division I football

Access and download game notes, quotes, statistics, media guides,
headshots, logos and more for all FBS schools, conferences,
postseason games, awards and the College Football Playoff

**For access, please register for an account at:
collegepressbox.com/register**

 [collegepressbox](https://collegepressbox.com)

 [collegepressboxvideo](https://collegepressboxvideo.com)

UNIVERSITY INFORMATION

Location	Provo, Utah
Founded	Oct. 16, 1875
Elevation	4,553 feet
Enrollment	34,737
Nickname	Cougars
Mascot	Cosmo
Colors	Blue and White
Stadium	LaVell Edwards Stadium
.	(63,470)
Surface	Natural Grass
President.	Kevin J Worthen
Athletics Director	Tom Holmoe

PROGRAM HISTORY

National Championships	1 (1984)
Conference Championships	23 (last 2007)*
Bowl Appearances	39
Bowl Record	16-22-1
Last Bowl Appearance	2021 Independence Bowl
Last Bowl Victory	2020 Boca Raton Bowl
.	49-23 vs. UCF
2021 record	10-3
First Year of Football	1922
All-time Record	603-431-26 (.581)
All-time Home Record	330-145-6 (.692)
All-time Road Record	243-259-19 (.485)
All-time Neutral Record	30-27-1 (.535)
All-time Independent Record	90-51 (.638)
Stadium Record	252-81 (.757)

**Independent since 2011*

MEDIA RELATIONS

FB Communications Director	Brett Pyne
(Interviews, General)	
Cell Phone	801-367-1631
Athletic Comms Manager	Kenny Cox
(Credentials, Press Box)	
Cell	801-420-7703
Senior Manager Athletic Comms	Duff Tittle
(Sideline, Historical)	
Cell Phone	801-372-4401
Associate AD Comms	Jon McBride
(Athletic Department)	
Cell	801-866-4932
Edwards Stadium Press Box	801-422-2609
Website	www.byucougars.com
Twitter	BYUCougars,
.	BYUFootball,
.	BYUCougarsPR
.	BYUGameNotes
Facebook	BYUFootball
Address	331 SAB
.	Provo, UT 84602

FOOTBALL STAFF

Head Coach	Kalani Sitake (BYU '00)
Seasons	Entering seventh year
Career Record	48-29
Record at BYU	same

Assistant Coaches

Assistant HC/Sp. Tms Coordinator/S	Ed Lamb (BYU '96)
Offensive Coordinator/QB	Aaron Roderick (BYU '98)
Defensive Coordinator/DT	'Ilaisa Tuiaki (SUU '06)
Pass Game Coordinator/WR	Fesi Sitake (SUU '11)
Offensive Line	Darrell Funk (Colorado State '88)
Running Backs	Harvey Unga (BYU '12)
Tight Ends	Steve Clark (BYU '92)
Cornerbacks	Jernaro Gilford (BYU '04)
Defensive ends	Preston Hadley (BYU '13)
Linebackers	Kevin Clune (Cal-State Fullerton '00)

Analysts and Graduate Assistants

Football Analyst (Offense)	Matt Mitchell
Football Analyst (Offense)	Al Pupunu
Football Analyst (Offense)	Tyson McDaniel
Football Analyst (Defense)	Vince Feula
Football Analyst (Defense)	Randy Coy
Football Analyst (Defense, Special Teams)	Gavin Fowler
Graduate Assistant	Spencer Patterson
Graduate Assistant	Jordan Howard
Graduate Assistant	Kyle Griffiths
Graduate Assistant	DJ Williams

Strength and Conditioning Coaches

Director of Football Strength & Conditioning	Nu'u Tafisi
Football Strength & Conditioning Coach	Justin McClure
Football Strength & Conditioning Coach	Kalani Simeona
Assistant Football Strength & Conditioning Coach	Dalton Elliott
Assistant Football Strength & Conditioning Coach	Spencer Reid

Training Staff

Head Football Trainer	Steve Pincock
Sports Medicine Rehab Coordinator	Brett Mortensen

Administrative Support Staff

Chief of Staff	Jon Swift
Director of Operations	Billy Nixon
Drector of Player Personnel	Justin Anderson
Director of Campus Experience	Brandon Bradley
Director of Football Relations	Jack Damuni
Director of Player Development	Mike Hall
Director of Equipment Operations	Josh Hewitt
Director of Compliance	Kurt Hunsaker
Director of Football Sports Performance Nutrition	Dan Wilcox
Football Video and Technology Coordinator	Brayden Woodall
Executive Assistant to the Head Coach	Christiana Molifua Roberts
Financial Assistant	Clay Aucoin
Assistant AD for Football Academics	Jasen Ah You
Academic Advisor	Sandy Thomas

TEAM INFORMATION

Total Lettermen Returning/Lost: 61/13
Offensive Lettermen Returning/Lost: 24/7
Defensive Lettermen Returning/Lost: 32/6
Specialist Lettermen Returning/Lost: 5/0
Starters Returning/Lost: 19/3
Offensive Starters Returning/Lost: 8/3
Defensive Starters Returning/Lost: 11/0
Placekicker/Punter Starters Returning/Lost: 2/0
Players with Starting Experience Returning/lost 34/7
Offensive Players with Starting Experience Returning/Lost: 14/5
Defensive Players with Starting Experience Returning/Lost: 20/2



BYU TO JOIN BIG 12 CONFERENCE

IRVING, Texas — The Big 12 Conference announced today the addition of Brigham Young University — along with Central Florida, Cincinnati and Houston — to its existing member institutions, starting in the 2023-24 athletic season.

“This is a historic day for BYU Athletics — and for the entire university,” said Kevin J Worthen, BYU president. “The BYU mission statement indicates that BYU is a place where ‘a commitment to excellence is expected.’ We strive to meet that requirement in all we do, including our core academic enterprise. Membership in the Big 12 gives us the opportunity to reinforce that commitment for student-athletes, allowing them to compete at the highest level both on and off the field.”

The Cougars will participate in every sport sponsored by the Big 12 except equestrian, rowing and wrestling. The Big 12 sponsors every sport the Cougars

compete in, except men’s volleyball. All sports will begin Big 12 schedules in the 2023-24 athletic season, except for men’s volleyball, which will continue to compete in the MPSF.

“We have said all along that the decisions about where we play, who we play and what conference we compete in are about the student-athletes first and how we can help them achieve excellence,” said Tom Holmoe, BYU director of athletics. “Competing on the Big 12 stage provides more opportunities for our student-athletes. That’s what it’s all about.”

BYU is coming off of its best overall athletic season since 2001-02, finishing No. 17 in the 2020-21 Director’s Cup standings. Contributing to that historic season was a national title from women’s cross country, a national runner-up for men’s volleyball, multiple NCAA titles for BYU distance runners, multiple West Coast Conference championships, NCAA basketball tournament appearances and a No. 11 finish in football.

BYU has navigated an unprecedented time in college athletics, excelling through changes associated with a pandemic and NCAA changes, including the new name, image and likeness legislation.

“College athletics is changing,” Holmoe said. “We’ve seen a rapid increase in the rate in which change is happening. We see it with conference realignment, we’ve seen it with the transfer portal, governance, and we’ve certainly seen it with NIL. We’re ready at BYU. Today’s news about joining the Big 12 is huge, but it’s not a resting point for us. This is just a new beginning with opportunities for bigger and better things to keep coming for BYU Athletics.”

The Big 12 will honor BYU’s existing Sunday-play policy, allowing the Cougars to schedule around Sunday competition, much like it has with the West Coast Conference and other conferences previously.

BYU will still compete as a member of the WCC for the 2021-22 and 2022-23 seasons. BYU has been a member of the conference since 2011.

“We are truly grateful to the WCC,” Holmoe said. “Being a member of the WCC for the past 10 years helped us tremendously. All of our teams developed significantly while we’ve been a member of the WCC.”

Big 12 Commissioner Bob Bowlsby on BYU joining the conference

We’re bringing in four great universities, 200,000 students, an additional three states, 40 million people, three of the best recruiting areas in the United States, tremendously broad-based programming with lots of successful athletic programs, led by outstanding coaches, and outstanding administrators.

In the case of Brigham Young University, your fine athletic director Tom Holmoe was the national Athletic Director of the year very recently. It’s a good day for all of us, but it’s especially a good day for the Big 12 conference.

Relative to BYU specifically, your iconic programs are a tremendous addition to the conference. A national championship, a Heisman Trophy winner, and excellent broad-based programs in lots of different sports.

I know this is the Friday before a big weekend with the game against Utah much anticipated and highly contested. We look forward to coming to Provo. It’s as picturesque a city as there is in the United States, and although I haven’t seen a game in Lavell Edwards Stadium, I’ve been to the stadium, and it’s a spectacular venue for college football. I know you’ve just added new video boards and get to try those out over the weekend.

I have been so impressed with everybody I’ve come in contact with at BYU. I had a wonderful conversation with Gloria Nevarez from the West Coast Conference yesterday, and as much as she’s sorry to see BYU moving to the Big 12, she was very complimentary in terms of how the organization operates, what kind of values are embedded in the university and in the athletics program. Those things don’t just happen so I want to express my thanks to President Worthen and to Tom Holmoe, for the collaboration and the confidence that they have shown.

We are embarking upon this in a very different way than we did in 2016 when we were going through a sort of an exploration process, not knowing exactly where it would end up, and we ended up not expanding. This was a much different process. I think it will yield a very fruitful outcome. It will be a very successful partnership and indeed a marriage that’s going to make Brigham Young University more competitive and is going to make the Big 12 more competitive.

Speaking purely on a personal level, I enjoy working with people that I trust and that I like and that I know share the values that I have for intercollegiate athletics. In a very short period of time, I’ve come to know that that’s what your university stands for. So I just could not be any more excited today. As we embark upon this new marriage, and as we look for synergies in every way; at the university level, at the athletics level, at the conference level, to do things that make us all better. And hopefully we’ll look back five years from now, 10 years from now and say, BYU has grown exponentially as a result of the relationship and the Big 12 conference is better than it ever was before as a result of BYU’s inclusion.

BYU President Kevin J Worthen on joining the Big 12

This is an historic day for BYU Athletics and for the university as a whole. Our mission statement indicates that BYU is to be a place where a commitment to excellence is expected and the full realization of human potential is pursued. We strive to provide that kind of opportunity in everything we do, including our core academic endeavor, but membership in the Big 12 gives us an opportunity to reinforce that commitment for our student athletes, by allowing them to compete, athletically and academically at the very highest level.

We're grateful to the Big 12 for giving us that opportunity. I want to thank President Schovanec and Board of Directors, the presidents and chancellors of the other institutions in the Big 12 for having confidence in us. I want to thank Commissioner Bowlsby, who indicated that this has been a different kind of process than in 2016, but it was in 2016 and as a result of conversations then, in our interaction that we develop a level of mutual trust and understanding, that allowed this to be a relatively quick but thorough process, and we're grateful for that.

I also want to express my appreciation to the West Coast Conference and the member institutions there. 10 years ago, they took us in and have provided a wonderful home for us since that time for most of our sports. BYU is a better place academically, athletically and spiritually, because of our interaction with the members of the West Coast Conference, and we want to thank them for that, and hope that even as we transition through this, our relationship will continue on in various ways from there.

Finally, I want to thank all those at BYU who have made this possible. Starting with the players and the coaches, past and present, who over decades have created the kind of program that is capable of competing at a national level, which we now have the opportunity to do.

I also want to thank the administrators both, both university and athletic administrators, including Brian Santiago and Liz Darger, Matt Richardson and Keith Vorkink, for creating an environment in which athletics can thrive at BYU as an integral and fully-integrated part of the university, carrying out its unique role at this unique university.

But most of all, I want to express my deep appreciation for our athletic director Tom Holmoe. None of this would have happened without Tom Holmoe. His integrity, his enthusiasm for BYU athletics and college athletics in general, his evident love for the student athletes, and his embodiment of the values of BYU have all created relationships throughout the country that we are benefiting from today. Moments like this happen because of people like Tom Holmoe, so thank you, Tom.

We're excited for the future, we're excited to move forward with the Big 12 and we're excited for a game tomorrow night, and I'll just leave that at Go Cougars.



BYU Director of Athletics Tom Holmoe on the Big 12

Congratulations, Cougar Nation. It's been a long time coming, and here we are.

I'd like to thank the Big 12 Conference for extending an invitation to BYU, to join 11 other universities in a partnership where we pledge to give our very best to, our all. I feel extremely grateful for the West Coast Conference, who 10 years ago, made it possible for us to partner with them in our Olympic sports and helped us set sail as an independent in football.

We still have a long way to go. But that's where it all started. It wasn't all rough. Along the way, we enjoyed some incredible views, some great times, and many, many still ahead.

Ten years ago, we charted a new course, on our journey, a new way forward. It was during those years that BYU was able to learn and to grow and to change in the WCC and as an independent in football.

We are thrilled to be joining the Big 12.

Cougar nation, we didn't reach our destination today. The journey will still continue. Together as the Big 12, all our schools will continue to press forward, doing the small and simple things that it takes to bring all 12 of us to this point.

I appreciate the blood, sweat and tears of so many of the great Cougar athletic alumni and coaches, whose loyal, strong and true devotion for many decades have made this announcement today possible.

This isn't just from a few years ago. This goes back decades with Krešimir Cosic, Elaine Michaelis, Danny Ainge, Lavell Edwards, Dylann Duncan, Ty Detmer, Tina Gunn, Glenn Tuckett and thousands more making this possible. Not just the athletes and the coaches, but all of you, Cougar Nation. You know who you are. You know what you've done to bring us to this point today. You have paved the way. Success is a journey, not a destination. Cougar Nation, it's time to continue forward.

Go Cougs.

No. 15

FOR MOST NATIONAL TV GAMES SINCE 2011

110 GAMES in past 11 seasons on an ESPN network

11 GAMES in 2021 on one of the ESPN networks

BYU attracts national exposure and national schedule

As an FBS independent, BYU annually plays a national schedule featuring teams from the top conferences and is one of the nation's most showcased programs in national television games.

BYU, who accepted an invitation on Sept. 10, 2021, to join the Big 12 Conference starting in 2023, embarks upon its 12th season as a football independent in 2022. BYU started competing as an independent in 2011 as the only school with an exclusive television partnership with ESPN. The partnership, inked on Sept. 1, 2010, annually features Cougar football home games on the sports leader's family of networks.

"BYU is nationally recognized as an outstanding university and for the history and tradition of its premier athletic programs," said Burke Magnus, ESPN executive vice president, programming and scheduling. "Once BYU decided to chart an independent course for football, we both recognized it is a good opportunity to build and grow our strong

30-year relationship. With this agreement, college football fans around the country will see the quality and pageantry of BYU as well as the passion and enthusiasm of its supporters."

National Television Exposure

One of the most important goals in becoming an independent was the opportunity for more national exposure for the university and football program.

Over the past 11 seasons as an independent, BYU is ranked No. 15 in the country for the most major national TV games (on ABC, NBC, CBS, FOX, ESPN, ESPN2), totaling 87 for an average of nearly eight per season. Only two schools west of the Mississippi River—Oklahoma (No. 5, 111 games) and USC, Pac-12 (No. 9, 98 games)—have had more games on the major national networks in that span. BYU's 87 games on major national television networks would rank No. 2 in the Big 12 behind Oklahoma.

The Cougars have been featured on one of the ESPN family of networks 110 times over the past 11 seasons. Last year, 11 of BYU's 13 games were broadcast on one of the ESPN networks, including six games on ESPN, three on ESPN2 and one on ESPNU, while ESPN3 also carried one game televised nationally by BYUtv.

Every BYU home football game will be televised to a live national audience on the ESPN family of networks or BYUtv. Each year, a minimum of three BYU home games are carried on ESPN, ESPN2 or ABC while additional home games can be televised on those networks or on ESPNU.

At least one BYU game each season is also televised live on BYUtv, which in its own right offers a national reach of more than 54 million households. Additionally, BYU fans are able to view same-day rebroadcasts on BYUtv of every home game and any away game to which ESPN has the rights through conference agreements with the host school.

Challenging National Schedules

Through independence, BYU has sought better access for the Cougars' national fan base and the opportunity to schedule high-profile opponents. The 12th and final season features five games against Power Five programs including Big 12 champs Baylor coming to LaVell Edwards Stadium, Pac-12 power Oregon on the road, a Las Vegas matchup against Notre Dame at Allegiant Stadium, a home date against Arkansas of the SEC and a road contest to wrap up the year against the Stanford Cardinal.

In addition to the Power Five games, BYU travels to South Florida, Liberty and Boise State for tough road contests while hosting Wyoming, Utah State, East Carolina and Utah Tech at home to round out the schedule.

Playing a challenging Power 5-quality schedule as an independent with matchups against some of the best teams from all across the country, the Cougars will complete their final season as an independent in 2022 before transitioning to membership in the Big 12 and a full-slate of Power 5 games in 2023.

Since its first season as an independent in 2011, BYU has played teams against all FBS conferences, including the SEC, Big 12, Big Ten, Pac-12, ACC, American, Conference USA, Mid-American, Mountain West, Sun Belt, and Western Athletic Conference, as well as fellow independents Notre Dame, UMass, Liberty and New Mexico State.

Additional BYU Football Programming on BYUtv

In addition to live game broadcasts on ESPN and BYUtv, BYU is the only school in the country with nationally televised live 60-minute pregame and 30-60-minute postgame shows before and after every game—home or away. With the pregame and postgame shows, BYUtv brings Cougar fans a live perspective on the game that they can't get anywhere else.

BYU Broadcasting also produces daily and weekly BYU-centric sports shows, including BYU Sports Nation, After Further Review, BYU Football with Kalani Sitake and Coordinators' Corner as well as additional BYU football specials throughout the year to highlight events such as National Letter of Intent Day, BYU spring football, BYU Pro Day and the annual BYU Football National Media Day each summer, which also includes live programming on ESPN3.

BYUtv and BYU Radio/Sirius XM 143 simulcast a daily news show—BYU Sports Nation—that airs live each weekday from noon-1 p.m. ET/10-11 a.m. MT from Studio B at the BYU Broadcasting Building in Provo. The latest news and information about BYU sports are discussed each day by hosts Jarom Jordan and Spencer Linton. During the football season BYUtv also features a weekly one-hour show—After Further Review—where host Dave McCann and a panel of experts provide in-depth analysis of the tactics, plays, and touchdowns of every BYU football game.

BYUtv, available in 54 million North American homes, is on the basic tier of both Dish and DirectTV and is carried by more than 800 cable systems. The network has its own state-of-the-art production building on BYU's campus and a top-of-the-line HD truck that allow BYUtv to televise every game in HD.



	<p>at SOUTH FLORIDA SATURDAY, SEPT. 3 BYU opens the season on the road at South Florida, playing in Tampa Bay's Raymond James Stadium. The Cougars beat the Bulls last season in Provo but fell previously in Florida against USF in 2019.</p>
	<p>BAYLOR SATURDAY, SEPT. 10 A future Big 12 rivalry with the Bears on the horizon adds intrigue to Baylor's return trip to Provo. The Bears beat the Cougars 38-24 in Waco last season. Baylor did make a trip to Provo in 1984 where the Cougars defeated the Bears 47-13 amidst a perfect season.</p>
	<p>at OREGON SATURDAY, SEPT. 17 The Cougars make their first trip to Autzen Stadium since 1990 with a visit to Oregon. The series is tied 3-3 with BYU winning the last matchup, a 38-8 win in the 2006 Las Vegas Bowl.</p>
	<p>WYOMING SATURDAY, SEPT. 24 An familiar foe from the past resurfaces in week four with the Wyoming Cowboys coming to Provo. Other than Utah and Utah State, BYU has played the more games against Wyoming, with 78 completed in the series dating back to 1922, holding a 45-30-3 edge.</p>
	<p>UTAH STATE THURSDAY, SEPT. 29 The Battle for the Old Wagon Wheel continues at LaVell Edwards Stadium after BYU took the Wagon Wheel back to Provo in 2019 and held onto it last season with a 34-20 win at Maverik Stadium. The teams have met 90 times and BYU leads the series 50-37-3.</p>
	<p>vs. NOTRE DAME SATURDAY, OCT. 8 After appearing on BYU's early schedules in independence, Notre Dame returns to the schedule for 2022. This game will be the annual Shamrock Series game for the Fighting Irish and will be played at Allegiant Stadium in Las Vegas.</p>
	<p>ARKANSAS SATURDAY, OCT. 15 Arkansas will become just the second team playing in the SEC to visit LaVell Edwards Stadium (Mississippi State). BYU and Arkansas have never played in football. The Cougars are scheduled to play at Arkansas in 2023.</p>
	<p>at LIBERTY SATURDAY, OCT. 22 BYU returns a game to Lynchburg, Virginia after beating the Flames 31-24 in 2019 in Provo. Liberty is coming off an 8-5 season in 2021 and looking to replace NFL Draft pick Malik Willis at quarterback.</p>
	<p>EAST CAROLINA FRIDAY, OCT. 28 BYU and East Carolina are matching up for the third time in the series. The two split the previous contests with the home team coming up with a win each team. The Cougars edged the Pirates 45-38 in 2015 but came up short in 2017 in Greenville, losing 33-17.</p>
	<p>at BOISE STATE SATURDAY, NOV. 5 BYU travels to the blue turf in 2022 for the seventh time, looking to replicate 2020's trip to Boise State. The Cougars got their one and only win on the road with a 51-17 runaway victory behind Zach Wilson. The Broncos did beat the Cougars in 2021 in Provo.</p>
	<p>UTAH TECH SATURDAY, NOV. 19 BYU and Utah Tech meet for the first time on the gridiron. A new FCS program that made the jump from Division II in 2020, the Trailblazers from St. George, Utah, will give the Cougars a new in-state matchup late in the season.</p>
	<p>at STANFORD SATURDAY, NOV. 26 Stanford and BYU have met just two times previously, with the Cardinal winning both contests. The two played a home-and-home during the 2003 and 2004 seasons. BYU dropped the most recent, 37-10 at Stanford in 2004.</p>

SEASON PREVIEW

After back-to-back double-digit win seasons, BYU enters its final season as an independent before joining the Big 12 conference with a roster full of talent and experience poised to put together another national campaign for a stellar season.

Quarterbacks

Head coach Kalani Siake and offensive coordinator Aaron Roderick will have the good fortune of returning their starting quarterback Jaren Hall for the 2022 season.

The 6-foot-1, 205-pound Hall started 10 games last season and completed 189 of 296 passes for 2,583 yards, 20 touchdowns and a efficiency rating of 156.07, ranking No. 23 nationally. With 307 yards on the ground, Hall's 289.0 yards of total offense per game ranked No. 19 in the country for 2021.

Behind Hall is the talented Jacob Conover that saw action in two games last year. The former five-star recruit closed out a win at Utah State and also appeared against Idaho State. Conover has now been in the program for three years and is ready for the call when needed.

BYU added Cade Fennegan from Boise State last year. After quarterbacking the scout team in 2021, Fennegan is another option in 2022 for duty after playing in three games for the Broncos in 2020.

The Cougars also have Sol-Jay Maiava-Peters and Nick Billoups to round out the quarterback room. Maiava-Peters is a dual-threat with a knack for play-making while Billoups, a Utah transfer, also offers athleticism and has spent time running the scout team in 2020.

Running Backs

BYU will miss Allgeier, but the Cougars have several talented backs with experience and also added another back through the transfer portal with Christopher Brooks out of Cal in the offseason.

Lopini Katoa headlines the group of returners, with more than 2,500 all-purpose yards in his career. The versatile back and former Doak Walker watch list honoree has scored 25 career touchdowns.

A 6-foot-1, 235-pounder from Oceanside, California, Brooks totaled 1,734 rushing yards, 14 touchdowns and had 50 receptions for 345 yards and seven touchdowns in his career. He led the Golden Bears in rushing yards in two of the last three seasons.

The Cougars also return Jackson McChesney who has experience toting the rock, rushing for 394 yards and four touchdowns in his career. McChesney ran for 228 yards against UMass in 2019 and also had a game-winning touchdown carry off the bench against USC last season.

Hinckey Ropati has all the physical tools and awaits his opportunity while Miles Davis has emerged as another option in the backfield.

Wide Receivers

BYU's receiver group will continue to be a highly-productive unit led by senior Gunner Romney and breakout star Puka Nacua. Romney continues to move up the charts among top receivers in school history, totaling 117 catches (27th) for 1,900 yards (18th) and nine touchdowns in his career. Nacua had 43 receptions and led the Cougars with 805 yards and six touchdowns in 2021. Both big-play threats, Nacua ranked No 17 nationally with 18.72 yards per reception and Romney No. 31 at 17.47 yards.

A big target at 6-foot-4, Keanu Hill emerged as a playmaker last year, totaling 18 receptions, 343 yards and two scores. Thirteen of his 18 grabs came in the final five games.

With Neil Pau'u and Samson Nacua moving on to the NFL, BYU will have to find a few new targets to make up for the the productive duo's output. Brayden Cospser will be looking to seize an opportunity to contribute after dealing with injuries his first few years in the program. Redshirt freshman Kody Epps will be an early option as the former High School All-American is healthy and will get an opportunity while another talented freshman joins the fold in Chase Roberts.

Tight Ends and Fullbacks

The tight end room continues to provide several versatile options ranging from former freshman All-American Isaac Rex coming back after an injury at the end of the 2021 season. The touchdown machine has found the end zone 15 times in his young career and at 6-foot-6, 247 pounds continues to be a threat to score in the red zone.

In addition to Rex, Dallin Holker looks to increase his role in 2022. The speedy receiving tight end moves like a wideout and can offer a different look at the line of scrimmage. Holker had 14 receptions for 200 yards in 2021.

The hybrid fullback tight end Masen Wake is another unique weapon that can catch and run like a tight end but also adds stout blocking to his repertoire. BYU added a legacy player, Houston Heimuli in the offseason to add depth and options at fullback as well. Heimuli, a Stanford captain and graduate transfer, is the son of former Cougar running back Lakei Heimuli.

Offensive Line

The offensive line continues to be the strength of the offense, with seven players in the room with significant starting experience. Led by 2021 All-America selection Clark Barrington, BYU has depth, size and experience to make the offensive line unit one of the best in the country for 2022.

The 6-foot-8 Blake Freeland returns at the left tackle spot with 28 starts and Barrington with 27 starts to lead the group. Connor Pay, Joe Tukuafu, Harris LaChance, Campbell Barrington and Brayden Keim all have starting experience as well and have played multiple positions along the offensive line.

In addition to the experienced group, BYU added former five-star prospect Kingsley Suamataia as a transfer from Oregon in the offseason to add another talented player to a stacked group. Newcomers Lisala Tai, Sam Dawe and Sonny Makasini make for additional depth in the room along with several other faces.

Linebackers

A strength of the defense that suffered injury setbacks in 2021 is set to return to health in 2022 and bolster the defensive unit. Keenan Pili returns in the middle and Payton Wilgar is back after both missing significant time in 2021. The two starters and leaders of the defense will be an immediate boost to the defense when on the field.

Ben Bywater emerged last season as another budding star in the linebacker room. Bywater totaled 102 tackles to lead the squad and adds another versatile piece to the room.

Max Tooley is back as another rangy linebacker that can cover in space and run with anyone. In addition to Tooley, Chaz Ah You continues to be an impact player no matter what position he plays but may find a home in the linebacker room in 2022. Josh Wilson, Jackson Kaufusi, Morgan Pyper and Michael Daley add more depth to a very solid unit.

Defensive Line

Returners eager to prove themselves dot the 2022 defensive line group. Seniors Earl Tuoti-Mariner, Lorenzo Fauatea and Pepe Tanuvasa return for one more year to make an impact.

Junior Atunaisa Mahe and Caden Haws stack the middle along with Josh Larsen and John Nelson while Tyler Batty, Blake Mangelson and Fisher Jackson offer speed off the edge to get to the quarterback. Batty has 7.5 sacks in two seasons along the defensive line and looks to make a jump in 2022.

Cornerbacks and Safeties

The Cougars return a wealth of experience again at corner, including starters D'Angelo Mandell and Kaleb Hayes. Mandell has started 23 games and Hayes started 10 last season. Hayles led the Cougars with 12 pass breakups in 2021.

In addition to that trio, BYU returns Micah Harper and Quenton Rice. BYU also added Vanderbilt grad transfer Gabe Jeudy-Lally that looks to earn a spot in the field in 2022. The transfer played in 23 games at Vandy, totaling 63 tackles, four pass breakups and two interceptions for the Commodores. Harper could also see time at safety.

Safeties

Malik Moore returns in one starting safety spot with the Cougars looking for more stability at the other in 2021. Jakob Robinson had success at the spot in 2021 and may see time at corner in 2022 while Ammon Hannemann also started games in 2021 and has an opportunity to compete.

Returners George Udo, Jacob Boren, Matthew Criddle and Hayden Livingston all have experience and could be in the mix for 2022. Highly touted prospect Talan Alfrey also expects to compete after returning from a mission last year and getting ready for this year as a contributor.

Special Teams

BYU's special teams unit will be another top group in 2022 with Ray Guy candidate Ryan Rehkow booming punts again in 2022. Rehkow averaged 48.6 yards per punt last season. He only punted 3.1 times per game, missing the minimum of 3.6 punts per game to qualify for the national rankings, where he would have been No. 4 nationally in punting average.

Jake Oldroyd is back and ready to kick more field goals after making 41 in his career, including five of 50 yards or more. Justen Smith is also available in the kicking game and made two field goals and 11 extra points last year.

Austin Riggs and Britton Hogan return as long snappers, adding Riggs' younger brother Dalton to the mix in 2022.

OFFENSIVE PLAYERS (alphabetical)


QUARTERBACK					
15	Billups, Nick	6-2	193	R-Fr.	Scout team quarterback last year
17	Conover, Jacob	6-1	205	R-Fr.	Appeared in two games in 2021
11	Fennegan, Cade	6-2	190	R-Fr.	Transfer from Boise State, scout team QB in 2021
3	Hall, Jaren	6-1	205	R-Jr.	Threw for 2,583 yards and 20 TDs in 10 starts in 2021
10	Maiava-Peters, Sol-Jay	6-1	200	R-Fr.	Played on the scout team last season

RUNNING BACK					
2	Brooks, Chris	6-1	235	Sr.	Graduate transfer from Cal
19	Davis, Miles	6-2	210	R-Fr.	Saw action in two games in 2021
22	Fakahua, Mason	6-2	225	R-So.	Played in 9 games in 2021, mostly on special teams
35	Heimuli, Houston	5-11	265	Sr.	Graduate transfer from Stanford
4	Katoa, Lopini	6-1	210	R-Sr.	2,477 career all-purpose yards and 25 touchdowns
21	McChesney, Jackson	6-0	215	Fr.	Played in 4 games in 2021
	Nawahine, Enoch	6-1	195	So.	Transfer from Utah State
26	Robinson, Beau	6-1	210	Fr.	A member of the scout team
7	Ropati, Hinckley	5-10	210	Jr.	Saw action in five games in 2021

TIGHT END					
97	Erickson, Ethan	6-5	225	R-Fr.	Played on the scout team in 2021
5	Holker, Dallin	6-5	235	Jr.	Had 14 receptions, 200 yards and 1 TD in 13 games
80	Lunt, Lane	6-4	235	Sr.	Played in 12 games, mostly on special teams
	Olsen, Anthony	6-4	220	Fr.	Prepped at Olympus HS
44	Peaua, Samisoni	6-3	225	Fr.	Prepped at Atla HS
83	Rex, Isaac	6-6	247	R-So.	Caught 10 passes for 191 yards and three scores
13	Wake, Masen	6-1	250	Jr.	Tight end/Fullback - 14 receptions, 148 yards, 1 TD
96	Wheat, Carter	6-4	236	R-So.	Appeared in five games last year

WIDE RECEIVER					
20	Cosper, Brayden	6-3	205	R-Jr.	Missed 2021 season due to injury
0	Epps, Kody	5-11	185	R-Fr.	Played in 6 games with 18 rushing yards in 2020
88	Fall, Terence	6-3	185	R-Fr.	Appeared in four games in 2021
36	Gunther, Talmage	6-0	195	R-So.	Played in all 13 games, forced a fumble vs. ASU
	Hall, Kyson	5-11	180	Fr.	Younger brother of quarterback Jaren Hall
	Henry, Dom	5-11	180	Fr.	Prepped at Nease HS St. Augustine, FL
1	Hill, Keanu	6-4	210	R-So.	18 receptions, 343 yards and 2 TDs in 13 games
	Kingston, Parker	6-0	175	Fr.	Played at Roy HS
89	Moore, Kade	5-11	180	R-Fr.	A member of the scout team in 2021
12	Nacua, Puka	6-2	205	Jr.	43 receptions, 805 yards, 6 TDs in 12 games
23	Nyberg, Hobbs	5-11	190	So.	Served as the primary punt returner in 2021
	Rex, Preston	6-0	187	Fr.	Younger brother of tight end Isaac Rex
27	Roberts, Chase	6-4	195	R-Fr.	3,709 receiving yards and 40 touchdowns in HS
18	Romney, Gunner	6-2	195	Sr.	34 receptions, 594 yards, 3 TDs in 10 games
28	Wall, Tanner	6-1	175	R-Fr.	Appeared in two games

OFFENSIVE LINE					
74	Barrington, Campbell	6-6	295	So.	Played in eight games, starting six
56	Barrington, Clark	6-6	302	R-Jr.	Started all 13 games
75	Dawe, Sam	6-3	298	So.	Transfer from Idaho State
	Falaniko, Peter	6-3	315	Fr.	Played at Pineview HS in St. George
71	Freeland, Blake	6-8	305	Jr.	Started all 13 games at left tackle
77	Hanna, Donovan	6-4	300	R-Fr.	Appeared in one game in 2021
64	Keim, Brayden	6-8	300	R-So.	Played in three games, starting two
76	LaChance, Harris	6-8	315	R-Jr.	Played and started in four games at right tackle
60	Little, Tyler	6-7	285	R-So.	Appeared in one game
66	Makasini, Sonny	6-3	335	Fr.	Prepped at Timpview High School
	Ostler, Trevin	6-5	260	Fr.	Prepped at Bountiful HS
70	Pay, Connor	6-5	312	So.	Played in 13 games, starting 10
	Soifua, Vae	6-4	290	Fr.	Prepped at Orem HS
78	Suamataia, Kinglsey	6-6	330	R-Fr.	Transfer from Oregon
	Tai, Lisala	6-7	336	Jr.	Transfer from Snow College
	Togia, Talin	6-5	291	Fr.	Prepped at Bountiful HS
52	Tukuafu, Joe	6-4	305	R-Sr.	Played in 12 games with 9 starts
	Veikoso, Sione	6-7	325	Fr.	Transfer from Arizona State
79	Ward, Ben	6-5	295	R-So.	A member of the scout team in 2021




JAREN HALL • R-JR • QB • 6-1 • 205 • SPANISH FORK, UT
 • Started 10 games in 2021
 • Completed 189 of 296 passes for 2,583 yards and 20 touchdowns
 • Ran 62 times for 307 yards and three scores last year
 • Pass efficiency rating of 156.1 in 2021




CHRIS BROOKS • SR • RB • 6-1 • 235 • OCEANSIDE, CA
 • Graduated from Cal, playing 40 games for the Golden Bears
 • Totaled 1,734 rushing yards and 14 touchdowns
 • Added 50 receptions for 345 yards and seven touchdowns
 • Posted 607 rushing yards and four touchdowns in 2021



LOPINI KATO A • R-SR • RB • 6-1 • 205 • AMERICAN FORK, UT
 • Has 2,477 all-purpose yards and 25 total touchdowns
 • Ran for 242 yards and two scores last year
 • Caught 20 balls for 114 yards and one touchdown in 2021
 • Ran for 444 yards and five rushing touchdowns in 2020



GUNNER ROMNEY • SR • WR • 6-3 • 195 • CHANDLER, AZ
 • Played in 10 games in 2021
 • Had 34 receptions, 594 yards and three touchdowns
 • Averaged 17.47 yards per reception
 • 117 career receptions for 1,900 yards and nine touchdowns



PUKA NACUA • JR • WR • 6-2 • 205 • PROVO, UT
 • Played in 12 games with seven starts
 • Led BYU in receiving yards with 805 on 43 catches
 • Averaged 18.7 yards per reception in 2021
 • Tied for team lead with six receiving touchdowns last year



ISAAC REX • R-SO • TE • 6-6 • 247 • SAN CLEMENTE, CA
 • Played in 12 games
 • Caught 18 passes for 191 yards and three touchdowns
 • Has 15 career touchdown reception
 • Freshman All-American in 2020 by the Athletic



CLARK BARRINGTON • R-JR • OL • 6-6 • 302 • SPOKANE, WA
 • Started all 13 games in 2021
 • 27 career starts on the offensive line
 • Action Network All-America Second Team and Pro Football Focus, Pro Football Network Third Teams



BLAKE FREELAND • JR • OL • 6-8 • 305 • HERRIMAN, UT
 • Started all 13 games in 2021 at left tackle
 • 28 starts in career, including 7 in 2019 as a true freshman
 • Part of Pro Football Network Offensive Line of the Year
 • Phil Steele All-Independent First Team

BYU OFFENSE NOTEABLES

- BYU finished the year with a top-25 ranking in 32 different statistical categories.
- The Cougars ranked No. 3 in red zone touchdown percentage (74.55), No. 6 in most passing plays over 40 yards (18), No. 7 in longest plays overall of 40 or more yards (23), No. 8 in yards per play (6.77)
- The offensive line was No. 8 in fewest sacks allowed (15)
- In addition the offense was No. 11 in red zone touchdowns (41), No. 12 in passing efficiency (158.66), No. 13 in fewest turnovers (12), No. 14 in passing yards per attempt (8.8), No. 17 in total offense (542.2 ypg), No. 20 in rushing touchdowns (30), No. 21 in total touchdowns (57) and No. 24 in rushing yards per attempt (5.11).

DEFENSIVE/SPECIALIST (alphabetical)

DEFENSIVE LINE					
92	Batty, Tyler	6-5	275	So.	5.5 TFL, 4 Sacks, 3 QBH and 13 total tackles
56	Fano, Logan	6-4	240	Fr.	Four-star recruit ranked No. 23 defensive end
55	Fauatea, Lorenzo	6-4	300	R-Sr.	Played in five games in 2021
97	Greer, Hunter	6-5	262	R-Fr.	Played in one game in 2021
95	Haws, Caden	6-2	320	R-So.	Appeared in 11 games and started six
53	Jackson, Fisher	6-5	245	So.	Played in nine games in 2021
57	Larsen, Josh	6-4	300	R-Fr.	Played in three games last season
62	Mahe, Atunaisa	6-1	310	R-Jr.	Started four games, played in 12 with 26 tackles
93	Mangelson, Blake	6-5	250	So.	Saw action in seven games
96	Mitchell, Bruce	6-4	295	Fr.	Helped South Summit win back-to-back titles
58	Moa, Aisea	6-3	245	Fr.	Four-star recruit out of Weber HS
94	Nelson, John	6-4	275	So.	Played in all 13 games and had 12 tackles
63	Perez, Isaiah	6-3	265	Fr.	Prepped at Othello HS in Washington
99	Pilimai, Alema	6-4	260	R-Jr.	Played in game last year
59	Singh, Joshua	6-0	275	R-Fr.	Appeared in one game in 2021
98	Summers, Gabe	6-2	295	R-Jr.	13 games, 10 starts, 24 total tackles
51	Tofa, Alden	6-4	272	R-Sr.	Played in seven games and had seven tackles
91	Tuioi-Mariner, Earl	6-4	288	R-Sr.	Started 12 of 13 games and had 25 tackles, 1 sack

LINEBACKER					
3	Ah You, Chaz	6-2	212	Sr.	Played in eight games, started six
30	Andrus, Truman	6-2	215	Fr.	Prepped at Oakridge HS in California
2	Bywater, Ben	6-3	230	R-So.	Started all 13 games and led BYU with 102 tackles
44	Daley, Michael	6-3	225	R-Fr.	A member of the scout team in 2021
27	Gagnier, Tavita	6-2	225	R-So.	Member of the scout team in 2021
13	Kaufusi, Jackson	6-2	226	R-Jr.	Played in 9 games in 2021 and had 15 tackles
7	Pili, Logan	6-0	205	Fr.	Brother of Keenan Pili
41	Pili, Keenan	6-3	233	R-Jr.	3 starts before injury, totaled 31 tackles
10	Pyper, Morgan	6-2	220	R-Jr.	Appeared in all 13 games with one start in 2021
32	Romney, Tate	6-3	220	Fr.	Brother of Gunner Romney
	Schoonover, Bodie	6-4	215	Fr.	Prepped at American Fork HS
45	Tanuvasa, Pepe	6-1	245	R-Sr.	Started 9 games, posting 42 total tackles, 3 sacks
31	Tooley, Max	6-2	215	R-Jr.	12 games, 6 starts, 68 tackles, 5.5 TFL, 3 PBU
49	Wilgar, Payton	6-3	235	R-Jr.	Started 10 games and had 56 tackles and 2 INTs
34	Wilson, Josh	6-0	215	So.	Played in 8 games last season
5	Wilson, Micah	6-3	215	Fr.	Prepped at Corner Canyon, brother of Wilson

SAFETIES					
25	Alfrey, Talan	6-3	205	R-Fr.	Appeared in one game in 2021
17	Criddle, Matthew	6-1	195	R-Sr.	Started four games, playing in nine in 2021
	Ebunoha, Chika	6-0	175	Fr.	Prepped at Marana HS in Tucson
16	Glasker, Isaiah	6-5	205	Fr.	Prepped at Bingham High School
22	Hannemann, Ammon	6-1	200	R-So.	Played in 10 games, starting four
21	Jones, Dean	6-2	195	R-Fr.	A member of the scout team in 2021
15	Krupp, Carter	6-1	210	Fr.	Prepped at Woodcreek HS
28	Livingston, Hayden	6-1	200	R-Jr.	Played in all 13 games in 2021
12	Moore, Malik	6-1	190	Sr.	Started all 13 games last year at safety
35	Slade, Ethan	6-0	190	R-Fr.	Played in two games in 2021
7	Udo, George	6-1	210	Jr.	Appeared in five games last year

CORNERBACKS					
3	Allen, Zion	6-1	160	Fr.	Prepped at Manteca HS
20	Boren, Jacob	5-9	180	Jr.	Appeared in all 13 games last season
4	Christensen, Caleb	5-10	195	So.	Saw action in eight games
7	Gillis, Nathaniel	6-1	174	Fr.	Prepped at Steele Canyon HS
1	Green, Korbyn	6-0	175	Fr.	Prepped at Owasso HS
1	Harper, Micah	5-10	185	R-Fr.	Missed the 2021 season with injury
18	Hayes, Kaleb	5-11	190	R-Sr.	Led BYU with 12 pass breakups in 2021
1	Jeudy-Lally, Gabe	6-2	185	R-So.	Transfer from Vanderbilt
	Johnson, Evan	6-1	175	Fr.	Played at Stevenson HS in Monterey, CA
5	Mandell, D'Angelo	6-1	192	R-Sr.	Started all 13 games in 2021
30	Rice, Quenton	6-1	195	R-Fr.	A member of the scout team
0	Robinson, Jakob	5-11	165	So.	Played in 12 games, starting five




PAYTON WILGAR • R-JR • LB • 6-3 • 235 • ST. GEORGE, UT

- Started 10 games in 2021
- Posted 56 total tackles last season
- 168 career tackles, 16.5 tackles for loss and five INT
- Played in 38 career games



KEENAN PILI • R-JR • LB • 6-3 • 233 • PROVO, UT

- Posted 31 tackles in just three games before injury last season
- Appeared in 24 career games
- Served as team captain in 2021
- 128 career tackles, 7 tackles for loss and two sacks




BEN BYWATER • R-SO • LB • 6-3 • 230 • SALT LAKE CITY, UT

- Started all 13 games in 2021
- Led the team with 102 tackles last season
- CoSIDA Academic All-District First Team
- Played in 19 career games



D'ANGELO MANDELL • R-SR • DB • 6-1 • 192 • SAN DIEGO, CA

- Started all 13 games in 2021
- Career-best 36 tackles and four pass breakups last year
- Has 3.5 tackles for loss in career
- Started 23 games and appeared in 47



TYLER BATTY • SO • DL • 6-5 • 275 • PAYSON, UT

- Played in 12 games in 2021, starting seven
- Finished with 43 total tackles, 3.5 sacks and two QB hurries
- Has 56 career tackles, 12.5 tackles for loss and seven sacks
- Has appeared in 16 career games



RYAN REHKOW • SO • P • 6-6 • 232 • VERADALE, WA

- Averaged 48.6 yards per punt in 2021 (No. 4 nationally)
- Ray Guy Award Watch List in 2021
- Two-time Phil Steele All-Independent First Team
- Pro Football Network Independent Punter of the Year



JACOB OLDROYD • R-JR • K • 6-1 • 195 • SOUTHLAKE, TX

- Has five field goals of 50 yards or more in career
- Made a season-long 49-yarder in 2021
- Has appeared in 37 career games
- Made 41 of 54 field goals and 143 of 147 PATs

SPECIALISTS					
87	Hogan, Britton	6-3	200	R-Jr.	Played all 10 games in 2021
39	Oldroyd, Jacob	6-1	195	R-Jr.	Appeared in nine games last season
99	Peterman, Cash	6-0	200	R-Fr.	Prepped at Chandler HS
24	Ryan Rehkov	6-6	232	So.	No. 4 nationally with 48.6 yards per punt
84	Riggs, Austin	6-5	225	So.	Primary long snapper
54	Riggs, Dalton	6-4	220	Fr.	Prepped at Eagle HS
37	Smith, Justen	6-2	195	Fr.	Kicked in four games in 2021

2021 OFFENSIVE STARTERS (bold=expected to return for 2022)

GAME	QB	RB/WR	RB/WR/TE	WR/TE	WR/TE	WR/TE	LT	LG	C	RG	RT
vs. Arizona	Hall	Allgeier	Pau'u	G. Romney	Holker	Rex	Freeland	Cl.Barrington	Empey	Pay	LaChance
Utah	Hall	Allgeier	Pau'u	G. Romney	Wake	Rex	Freeland	Cl.Barrington	Empey	Pay	LaChance
Arizona State	Hall	Allgeier	Pau'u	G. Romney	Wake	Rex	Freeland	Cl.Barrington	Empey	Pay	LaChance
South Florida	B. Romney	Allgeier	Pau'u	G. Romney	P. Nacua	Rex	Freeland	Cl.Barrington	Empey	Tukuafu	LaChance
at Utah State	B. Romney	Allgeier	Pau'u	G. Romney	Holker	Rex	Freeland	Cl.Barrington	Pay	Tukuafu	Ca.Barrington
Boise State	Hall	Allgeier	Pau'u	G. Romney	Holker	Rex	Freeland	Cl.Barrington	Empey	Tukuafu	Ca. Barrington
at Baylor	Hall	Allgeier	Pau'u	G. Romney	P. Nacua	Rex	Freeland	Cl.Barrington	Empey	Pay	Ca. Barrington
at Washington State	Hall	Allgeier	Pau'u	G. Romney	P. Nacua	Rex	Freeland	Cl.Barrington	Empey	Tukuafu	Ca. Barrington
Virginia	Hall	Allgeier	Pau'u	S. Nacua	P. Nacua	Rex	Freeland	Cl.Barrington	Pay	Tukuafu	Ca. Barrington
Idaho State	Hall	Allgeier	Pau'u	S. Nacua	P. Nacua	Rex	Freeland	Cl.Barrington	Pay	Tukuafu	Ca. Barrington
at Georgia Southern	Hall	Allgeier	S. Nacua	G. Romney	P. Nacua	Rex	Freeland	Cl.Barrington	Pay	Tukuafu	Keim
at USC	Hall	Allgeier	S. Nacua	Hill	P. Nacua	Wake	Freeland	Cl.Barrington	Pay	Tukuafu	Keim
vs. UAB	B. Romney	Allgeier	Wake	G. Romney	P. Nacua	Holker	Freeland	Cl.Barrington	Pay	Tukuafu	LaChance

**2022 COMBINED
RETURNING
CAREER STARTS**
OFFENSIVE LINE: 90
TIGHT ENDS: 41
QUARTERBACKS: 12
WIDE RECEIVERS: 33
RUNNING BACKS: 10

LINEBACKERS: 73
DEFENSIVE BACKS: 67
DEFENSIVE LINE: 58

2021 DEFENSIVE STARTERS (bold=expected to return for 2022)

GAME	E	N	T/E	OE/BLB	FLB	MLB/NICKEL	BLB/NICKEL	LC	FS	SS	RC
vs. Arizona	Tuioiti-Mariner	Mahe	Summers	Leiataua	Wilgar	Pili	Bywater	Mandell	M. Moore	Ah You	Ellis
Utah	Tuioiti-Mariner	Mahe	Summers	Leiataua	Wilgar	Pili	Bywater	Mandell	M. Moore	Ah You	Herron
Arizona State	Tuioiti-Mariner	Haws	Summers	Tanuvasa	Wilgar	Pili	Tooley	Mandell	M. Moore	Ah You	Herron
South Florida	Tuioiti-Mariner	Haws	Summers	Tanuvasa	Wilgar	Bywater	Tooley	Mandell	M. Moore	Hannemann	Hayes
at Utah State	Tuioiti-Mariner	Mahe	Batty	Wilgar	Bywater	Robinson	Ah You	Mandell	M. Moore	Hannemann	Hayes
Boise State	Tuioiti-Mariner	Haws	Summers	Tanuvasa	Wilgar	Bywater	Ah You	Mandell	M. Moore	Hannemann	Hayes
at Baylor	Tuioiti-Mariner	Haws	Summers	Tanuvasa	Wilgar	Bywater	Ah You	Mandell	M. Moore	Hannemann	Hayes
at Washington State	Batty	Summers	Tanuvasa	Wilgar	Bywater	Tooley	Boren	Mandell	M. Moore	J. Robinson	Hayes
Virginia	Batty	Summers	Tuioiti-Mariner	Tanuvasa	Wilgar	Pyper	Mandell	M. Moore	J. Robinson	Hayes	
Idaho State	Batty	Summers	Tuioiti-Mariner	Leiataua	Bywater	Wilgar	Tooley	Mandell	M. Moore	Criddle	Hayes
at Georgia Southern	Batty	Haws	Tuioiti-Mariner	Tanuvasa	Bywater	Tooley	Criddle	Mandell	M. Moore	J. Robinson	Hayes
at USC	Batty	Mahe	Tuioiti-Mariner	Summers	Tanuvasa	Bywater	Criddle	Mandell	M. Moore	J. Robinson	Hayes
vs UAB	Batty	Haws	Tuioiti-Mariner	Leiataua	Tanuvasa	Bywater	Tooley	Mandell	M. Moore	Criddle	Hayes

TOP RETURNERS FROM 2021 PASSING

NAME	GP	EFFIC	COMP	ATT	YDS	Y/A	PCT	LNG	INT	TD
HALL, Jaren	10	156.1	189	296	2,583	8.72	63.9	67	5	20
CONOVER, Jacob	2	87.8	5	10	45	4.5	50.0	16	0	0

RECEIVING

NAME	GP	REC	YDS	Y/R	LNG	TD
NACUA, Puka	12	43	805	18.7	55	6
ROMNEY, Gunner	10	34	594	17.5	59	3
HILL, Keanu	13	18	343	15.7	52	2
REX, Isaac	12	18	191	10.6	20	3

RUSHING

NAME	GP	ATT	YDS	Y/A	LNG	TD
HALL, Jaren	10	62	307	5.0	56	3
KATOA, Lopini	13	61	242	4.0	25	2
NACUA, Puka	12	14	148	10.6	28	0
McCHESNEY, Jackson	5	14	64	4.6	11	1
HOLKER, Dallin	13	1	15	15.0	22	0

DEFENSE

NAME	GP	SOLO	AST	TOT	TFL/YDS	SACK	YDS	INT	YDS	TD	FF	FR	FRYDS	QBH	PBU	BLK
BYWATER, Ben	13	57	45	102	8.5/16	1	4	0	0	0	0	0	0	1	0	0
TOOLEY, Max	12	37	31	68	4.5/18	1	1	1	0	0	0	0	0	0	3	0
WILGAR, Payton	10	29	27	56	6/20	1.5	12	2	24	0	1	0	0	1	4	0
BATTY, Tyler	12	23	20	43	5/29	3.5	27	0	0	0	1	0	0	2	0	0
TANUVASA, Pepe	13	23	19	42	7/34	3	28	1	16	0	0	0	0	3	0	0
AH YOU, Chaz	8	18	21	39	0.5/1	0	0	1	4	0	1	0	0	1	2	0

SCORING

NAME	TD	FG	PAT				PTS
			K	RSH	RCV	PA	
OLDRÖYD, Jake	-	9-13	42-43	-	-	-	69
NACUA, Puka	6	-	-	-	-	-	36
KATOA, Lopini	3	-	-	-	1	-	20
ROMNEY, Gunner	3	-	-	-	-	-	18
HALL, Jaren	3	-	-	-	-	1	18
HILL, Keanu	3	-	-	-	-	-	18
REX, Isaac	3	-	-	-	-	-	18
SMITH, Justen	-	2-3	11-11	-	-	-	17
WAKE, Masen	1	-	-	-	-	-	6
McCHESNEY, Jackson	1	-	-	-	-	-	6
HOLKER, Dallin	1	-	-	-	-	-	6

OFFENSE

QB	3	Jaren Hall	6-1	205	R-Jr.
	17	Jacob Conover	6-1	205	R-Fr.
RB	2	Chris Brooks	6-1	235	Sr.
	4	Lopini Katoa	6-1	205	R-Sr.
	21	Jackson McChensey	6-0	215	R-So.
-or-	19	Miles Davis	6-2	210	R-Fr.
-or-	7	Hickley Ropati	5-10	210	Jr.
WR	18	Gunner Romney	6-2	195	Sr.
	0	Kody Epps	5-11	185	R-Fr.
WR	12	Puka Nacua	6-2	210	Jr.
	27	Chase Roberts	6-4	195	Fr.
WR	1	Keanu Hill	6-4	210	R-So.
	20	Brayden Cosper	6-3	205	R-Jr.
TE	83	Isaac Rex	6-6	247	R-So.
-or-	5	Dallin Holker	6-5	235	Jr.
FB	13	Masen Wake	6-1	250	Jr.
-or-	35	Houston Heimuli	5-11	265	Sr.
LT	71	Blake Freeland	6-8	310	Jr.
-or-	78	Kingsley Suamataia	6-6	330	R-Fr.
-or-	74	Campbell Barrington	6-6	295	So.
LG	56	Clark Barrington	6-5	302	R-Jr.
	60	Tyler Little	6-7	285	R-Fr.
C	70	Connor Pay	6-5	312	So.
-or-	52	Joe Tukuafu	6-4	305	R-Sr.
RG	52	Joe Tukuafu	6-4	305	R-Sr.
-or-	74	Campbell Barrington	6-6	295	So.
RT	76	Harris LaChance	6-8	315	R-Jr.
-or-	78	Kingsley Suamataia	6-6	330	R-Fr.
-or-	64	Brayden Keim	6-8	300	R-So.

SPECIALISTS

KOK	39	Jake Oldroyd	6-1	195	R-Jr.
	37	Justen Smith	6-2	195	R-Fr.
-or-	99	Cash Peterman	6-0	200	R-Fr.
PK	39	Jake Oldroyd	6-1	195	R-Jr.
	37	Justen Smith	6-2	195	R-Fr.
-or-	99	Cash Peterman	6-0	200	R-Fr.
H	24	Ryan Rehkow	6-6	232	So.
	28	Hayden Livingston	6-1	200	R-Jr.
-or-	36	Talmage Gunther	6-0	195	R-So.
LS	84	Austin Riggs	6-5	225	So.
-or-	87	Britton Hogan	6-3	200	R-Jr.
P	24	Ryan Rehkow	6-6	232	So.
	99	Cash Peterman	6-0	200	R-Fr.
KRET	19	Miles Davis	6-2	210	R-Fr.
	20	Jacob Boren	5-9	180	Jr.
PRET	23	Hobbs Nyberg	5-11	190	So.
	36	Talmage Gunther	6-0	195	R-So.

DEFENSE

SE	91	Earl Tuioti-Mariner	6-4	288	R-Sr.
	93	Blake Mangelson	6-5	270	So.
-or-	94	John Nelson	6-4	275	So.
DE	92	Tyler Batty	6-5	275	So.
	51	Alden Tofa	6-4	272	R-Sr.
	53	Fisher Jackson	6-5	245	So.
T	98	Gabe Summers	6-2	295	R-Jr.
	55	Lorenzo Fauatea	6-4	300	R-Sr.
	99	Alema Pilimai	6-4	270	R-Jr.
-or-	97	Hunter Greer	6-5	262	R-Fr.
N	95	Caden Haws	6-2	320	R-So.
	57	Josh Larsen	6-4	300	R-Fr.
-or-	62	Atunaisa Mahe	6-1	310	R-Jr.
	59	Joshua Singh	6-0	275	R-Fr.
OE	92	Tyler Batty	6-5	275	So.
	51	Alden Tofa	6-4	272	R-Sr.
-or-	53	Fisher Jackson	6-5	245	So.
	58	Aisea Moa	6-3	245	Fr.
WILL	2	Ben Bywater	6-3	230	R-So.
	13	Jackson Kaufusi	6-2	226	R-Jr.
	34	Josh Wilson	6-0	215	So.
FLASH	3	Chaz Ah You	6-2	212	Sr.
-or-	31	Max Tooley	6-2	215	R-Jr.
	10	Morgan Pypfer	6-2	220	R-Jr.
MIKE	41	Keenan Pili	6-3	233	R-Jr.
	45	Pepe Tanuvasa	6-1	245	R-Sr.
ROVER	49	Payton Wilgar	6-3	235	R-Jr.
	27	Tavita Gagnier	6-2	225	R-Jr.
CINCO	7	George Udo	6-1	200	Jr.
	17	Matt Criddle	6-1	195	R-Sr.
NICKEL	0	Jakob Robinson	5-11	165	So.
	20	Jacob Boren	5-9	180	Jr.
-or-	4	Caleb Christensen	5-10	195	So.
SS	22	Ammon Hannemann	6-1	200	R-So.
	1	Micah Harper	5-10	185	R-Fr.
	25	Talan Alfrey	6-3	205	R-Fr.
FS	12	Malik Moore	6-1	190	Sr.
	28	Hayden Livingston	6-1	200	R-Jr.
CB	5	D'Angelo Mandell	6-1	192	Sr.
	4	Caleb Christensen	5-10	195	So.
	4	Evan Johnson	6-1	175	Fr.
	3	Zion Allen	6-1	160	Fr.
	7	Nate Gillis	6-1	174	Fr.
CB	18	Kaleb Hayes	5-11	190	R-Sr.
	13	Gabe Jeudy-Lally	6-2	185	R-So.
	1	Korbyn Green	6-0	175	Fr.
	3	Chika Eburnoha	6-0	175	Fr.

#	NAME	POS.	HT.	WT.	YR.	HOMETOWN/LAST SCHOOL
3	Ah You, Chaz	DB/LB	6-2	206	Sr.	Eagle Mountain, UT/Westlake HS/Timpview HS
25	Alfrey, Talan	DB	6-3	205	R-Fr.	Auburn, WA / Auburn Mountainview HS
	Allen, Zion	DB	6-1	160	Fr.	Stockton, CA / Manteca HS
74	Barrington, Campbell	OL	6-6	295	So.	Spokane, WA / University HS
56	Barrington, Clark	OL	6-6	302	R-Jr.	Spokane, WA / University HS
92	Batty, Tyler	DL	6-5	275	So.	Payson, UT / Payson HS
15	Billoups, Nick	QB	6-2	193	R-Fr.	San Clemente, CA / San Clemente HS
20	Boren, Jacob	DB	5-9	180	Jr.	Salt Lake City, UT / Highland HS
2	Brooks, Christopher	RB	6-1	235	Sr.	Oceanside, CA/EI Camino HS/Cal
2	Bywater, Ben	LB	6-3	230	R-So.	Salt Lake City, UT / Olympus HS
4	Christensen, Caleb	DB	5-10	195	So.	Smithfield, UT / Sky View HS
17	Conover, Jacob	QB	6-1	205	R-Fr.	Chandler, AZ / Chandler HS
20	Cosper, Brayden	WR	6-3	205	R-Jr.	South Jordan, UT / Bingham HS
17	Criddle, Matthew	DB	6-1	195	R-Sr.	Highland, UT / Snow College
44	Daley, Michael	LB	6-3	225	Fr.	Alpine, UT / Lone Peak HS
19	Davis, Miles	RB	6-2	210	R-Fr.	Las Vegas / Las Vegas HS
75	Dawe, Sam	OL	6-3	298	Fr.	Spanish Fork, UT / Spanish Fork HS
	Ebunoha, Chika	DB	6-0	175	Fr.	Tuscon, AZ / Marana HS
0	Epps, Kody	WR	5-11	185	R-Fr.	Los Angeles, CA / Mater Dei HS
97	Erickson, Ethan	TE	6-5	225	R-Fr.	Laie, HI / Kahuku HS
22	Fakahua, Mason	RB	6-2	225	So.	Cedar City, UT / Cedar City HS
	Falaniko, Peter	OL	6-3	315	Fr.	St. George, UT / Pine View HS
88	Fall, Terence	WR	6-3	185	R-Fr.	Paris, France / Aquinas HS
56	Fano, Logan	DL	6-4	240	Fr.	Spanish Fork, UT/Timpview HS
55	Fauatea, Lorenzo	DL	6-4	300	R-Sr.	West Valley City, UT / Hunter HS
11	Fennegan, Cade	QB	6-2	190	R-Fr.	Dallas, TX / Woodrow Wilson HS
71	Freeland, Blake	OL	6-8	305	Jr.	Herriman, UT / Herriman HS
27	Gagnier, Tavita	LB	6-2	225	R-Jr.	Tooele, UT/Stansbury HS
	Gillis, Nathan	DB	6-1	174	Fr.	San Diego, CA / Steele Canyon HS
16	Glasker, Isaiah	DB	6-5	205	Fr.	South Jordan, UT/Bingham HS
	Green, Korbyn	DB	6-0	175	Fr.	Tulsa, OK / Owasso HS
97	Greer, Hunter	DL	6-5	262	R-Fr.	Orem, UT / Timpanogos HS
36	Gunther, Talmage	WR	6-0	195	R-So.	Highland, UT / Lone Peak HS
3	Hall, Jaren	QB	6-1	205	R-Jr.	Spanish Fork, UT / Maple Mountain HS
	Hall, Kyson	WR	5-11	180	Fr.	Spanish Fork, UT / Maple Mountain HS
77	Hanna, Donovan	OL	6-4	300	R-Fr.	Queen Creek, AZ / American Leadership Academy
22	Hannemann, Ammon	DB	6-1	200	R-So.	Highland, UT / Lone Peak HS
1	Harper, Micah	DB	5-10	185	R-Fr.	Chandler, AZ / Basha HS
95	Haws, Caden	DL	6-2	320	R-So.	Little Rock, AR / Pulaski Academy
18	Hayes, Kaleb	DB	5-11	190	R-Sr.	San Bernardino, CA/San Gorgonio HS/Oregon State
35	Heimuli, Houston	FB	5-11	265	Sr.	Bountiful, UT/Bountiful HS/Stanford
	Henry, Dom	WR	5-11	180	Fr.	St. Augustine, FL / Nease HS
1	Hill, Keanu	WR	6-4	210	R-So.	Eules, TX / Trinity HS
87	Hogan, Britton	LS	6-3	200	R-Jr.	Salt Lake City, UT / Olympus HS
5	Holker, Dallin	TE	6-5	235	Jr.	Lehi, UT / Lehi HS
53	Jackson, Fisher	DL	6-5	245	So.	South Jordan, UT / Herriman HS
	Jeudy-Lally, Gabe	DB	6-2	185	R-So.	Austin, TX / Vanderbilt
	Johnson, Evan	DB	6-1	175	Fr.	Monterey, CA / Stevenson HS
21	Jones, Dean	DB	6-2	195	R-Fr.	Queen Creek, AZ / American Leadership Academy
4	Katoa, Lopini	RB	6-1	205	R-Sr.	American Fork, UT / American Fork HS
13	Kaufusi, Jackson	LB	6-2	226	R-Jr.	Cottonwood Heights, UT / Brighton HS
64	Keim, Brayden	OL	6-8	300	R-So.	Sandy, UT / Alta HS
	Kingston, Parker	WR	6-0	175	Fr.	Layton, UT / Roy HS
15	Krupp, Carter	DB	6-1	210	Fr.	Roseville, CA / Woodcreek HS
76	LaChance, Harris	OL	6-8	315	R-Jr.	Herriman, UT / Herriman HS
57	Larsen, Josh	DL	6-4	300	R-Fr.	North Salt Lake, UT / Woods Cross HS
60	Little, Tyler	OL	6-7	285	R-Fr.	Gridley, CA / Gridley HS / Butte College
28	Livingston, Hayden	DB	6-1	200	R-Jr.	Rigby, ID / Rigby HS
80	Lunt, Lane	TE	6-4	235	Sr.	Pima, AZ / Eastern Arizona College
62	Mahe, Atunaisa	DL	6-1	310	Jr.	West Jordan, UT / West Jordan HS
10	Maiava-Peters, Sol-Jay	QB	6-1	200	R-Fr.	Hau'ula, HI / St. John's College HS
66	Makasini, Sonny	OL	6-3	335	Fr.	Provo, UT /Timpview HS
5	Mandell, D'Angelo	DB	6-1	192	Sr.	San Diego, CA / Del Norte HS
93	Mangelson, Blake	DL	6-5	250	So.	Nephi, UT / Juab HS
21	McChesney, Jackson	RB	6-0	215	R-So.	Highland, UT / Lone Peak HS

#	NAME	POS.	HT.	WT.	YR.	HOMETOWN/LAST SCHOOL
96	Mitchell, Bruce	DL	6-4	295	Fr.	Kamas, UT/South Summit HS
58	Moa, Aisea	DL	6-3	245	Fr.	North Ogden, UT/Weber HS
89	Moore, Kade	WR	5-11	185	R-Fr.	Lehi, UT / Lehi HS
12	Moore, Malik	DB	6-1	190	Sr.	San Diego, CA / Point Loma HS
12	Nacua, Puka	WR	6-2	205	Jr.	Provo, UT / Orem HS / Washington
	Nawahine, Enoch	RB	6-1	195	So.	Kahuku, HI / Utah State
94	Nelson, John	DL	6-4	275	So.	Spanish Fork, UT / Salem Hills HS
23	Nyberg, Hobbs	WR	5-11	190	So.	St. George, UT / Dixie HS
39	Oldroyd, Jacob	K/P	6-1	195	R-Jr.	Southlake, TX / Carroll HS
	Olsen, Anthony	TE	6-4	220	Fr.	Salt Lake City, UT / Olympus HS
	Ostler, Trevin	OL	6-5	250	Fr.	Bountiful, UT / Bountiful HS
70	Pay, Connor	OL	6-5	312	So.	Highland, UT / Lone Peak HS
44	Peaua, Samisoni	TE	6-3	225	Fr.	Sandy, UT /Alta HS
63	Perez, Isaiah	DL	6-3	265	Fr.	Othello, WA / Othello HS
99	Peterman, Cash	K	6-0	200	R-Fr.	Chandler, AZ / Chandler HS
41	Pili, Keenan	LB	6-3	233	R-Jr.	Provo, UT / Timpview HS
	Pili, Logan	LB	6-1	205	Fr.	Provo, UT / Timpview HS
99	Pilimai, Alema	DL	6-4	260	R-Jr.	Tustin, CA / Tustin HS
10	Pyper, Morgan	DB	6-2	220	R-Jr.	Idaho Falls, ID / Hillcrest HS
24	Rehkow, Ryan	P/K	6-6	232	So.	Spokane, WA / Central Valley HS
83	Rex, Isaac	TE	6-6	247	R-So.	San Clemente, CA / San Clemente HS
	Rex, Preston	WR	6-0	187	Fr.	San Clemente, CA / San Clemente HS
30	Rice, Quenton	DB	6-1	195	R-Fr.	Las Vegas, NV / Faith Lutheran HS
84	Riggs, Austin	LS	6-5	225	So.	Eagle, ID / Eagle HS
54	Riggs, Dalton	LS	6-4	220	Fr.	Eagle ID / Eagle HS
27	Roberts, Chase	WR	6-4	195	R-Fr.	Highland, UT / American Fork HS
26	Robinson, Beau	RB	6-1	210	R-Fr.	Hyrum, UT / Mountain Crest
0	Robinson, Jakob	DB	5-10	165	So.	Orem, UT / Orem HS / Utah State
18	Romney, Gunner	WR	6-2	195	Sr.	Chandler, AZ / Chandler HS
	Romney, Tate	LB	6-3	220	Fr.	Chandler, AZ / Chandler HS
7	Ropati, Hinckley	RB	5-10	210	Jr.	Downey, CA / Cerritos College
	Schoonover, Bodie	LB	6-4	215	Fr.	American Fork, UT / American Fork HS
59	Singh, Joshua	DL	6-0	275	R-Fr.	Orem, UT / Orem HS
26	Slade, Ethan	DB	6-0	190	R-Fr.	Orem, UT / Orem HS
37	Smith, Justen	K	6-2	195	R-Fr.	Sandy, UT / Brighton HS
	Soifua, Vae	OL	6-4	290	Fr.	Orem, UT / Orem HS
78	Suamataia, Kingsley	OL	6-6	330	R-Fr.	Orem, UT/Orem HS
98	Summers, Gabe	DL	6-2	295	R-Jr.	Saratoga Springs, UT/Westlake HS
	Tai, Lisala	OL	6-7	336	Jr.	Inglewood, CA / Snow College
45	Tanuvasa, Pepe	DL	6-1	245	R-Sr.	Tigard, OR / Navy
51	Tofa, Alden	DL	6-4	272	R-Sr.	West Jordan, UT / West Jordan HS
	Togiai, Talin	OL	6-5	291	Fr.	Rigby, ID / Rigby HS
31	Tooley, Max	LB	6-2	215	R-Jr.	Bountiful, UT / Bountiful HS
91	Tuioti-Mariner, Earl	DL	6-4	288	R-Sr.	Topeka, KS / Washburn HS
52	Tukuafu, Joe	OL	6-4	305	R-Sr.	Glendale, UT / East HS
7	Udo, George	DB	6-1	200	Jr.	Walnut Creek, CA / Berean Christian HS
	Veikoso, Sione	OL	6-7	325	R-Fr.	Kailua, HI / Arizona State
13	Wake, Masen	TE	6-1	250	Jr.	Cedar Hills, UT / Lone Peak HS
28	Wall, Tanner	WR	6-1	190	R-Fr.	Arlington, VA / Yorktown HS
79	Ward, Ben	OL	6-5	285	R-So.	Washington D.C./ Dallastown HS
96	Wheat, Carter	TE	6-4	236	R-So.	Mesa, AZ / Red Mountain HS
49	Wilgar, Payton	LB	6-3	235	R-Jr.	St. George, UT / Dixie HS
34	Wilson, Josh	LB	6-0	215	So.	Draper, UT / Corner Canyon HS
5	Wilson, Micah	LB	6-3	215	Fr.	Draper, UT / Corner Canyon HS

0	Epps, Kody	WR	56	Barrington, Clark	OL
0	Robinson, Jakob	DB	56	Fano, Logan	DL
1	Harper, Micah	DB	57	Larsen, Josh	DL
1	Hill, Keanu	WR	58	Moa, Aisea	DL
2	Brooks, Christopher	RB	59	Singh, Joshua	DL
2	Bywater, Ben	LB	60	Little, Tyler	OL
3	Ah You, Chaz	DB/LB	62	Mahe, Atunaisa	DL
3	Hall, Jaren	QB	63	Perez, Isaiah	DL
4	Christensen, Caleb	DB	64	Keim, Brayden	OL
4	Katoa, Lopini	RB	66	Makasini, Sonny	OL
5	Holker, Dallin	TE	70	Pay, Connor	OL
5	Mandell, D'Angelo	DB	71	Freeland, Blake	OL
7	Ropati, Hinckley	RB	74	Barrington, Campbell	OL
7	Udo, George	DB	75	Dawe, Sam	OL
10	Maiava-Peters, Sol-Jay	QB	76	LaChance, Harris	OL
10	Pyper, Morgan	DB	77	Hanna, Donovan	OL
11	Fennegan, Cade	QB	78	Suamataia, Kingsley	OL
12	Moore, Malik	DB	79	Ward, Ben	OL
12	Nacua, Puka	WR	80	Lunt, Lane	TE
13	Kaufusi, Jackson	LB	83	Rex, Isaac	TE
13	Wake, Masen	TE	84	Riggs, Austin	LS
15	Billoups, Nick	QB	87	Hogan, Britton	LS
15	Krupp, Carter	DB	88	Fall, Terence	WR
16	Glasker, Isaiah	DB	89	Moore, Kade	WR
17	Conover, Jacob	QB	91	Tuioti-Mariner, Earl	DL
17	Criddle, Matthew	DB	92	Batty, Tyler	DL
18	Hayes, Kaleb	DB	93	Mangelson, Blake	DL
18	Romney, Gunner	WR	94	Nelson, John	DL
19	Brown, Javelle	DB	95	Haws, Caden	DL
19	Davis, Miles	RB	96	Mitchell, Bruce	DL
20	Boren, Jacob	DB	96	Wheat, Carter	TE
20	Cosper, Brayden	WR	97	Erickson, Ethan	TE
21	Jones, Dean	DB	97	Greer, Hunter	DL
21	McChesney, Jackson	RB	98	Summers, Gabe	DL
22	Fakahua, Mason	RB	99	Peterman, Cash	K
22	Hannemann, Ammon	DB	99	Pilimai, Alema	DL
23	Nyberg, Hobbs	WR		Allen, Zion	DB
24	Rehkow, Ryan	P/K		Ebunoha, Chika	DB
25	Alfrey, Talan	DB		Falaniko, Peter	OL
26	Robinson, Beau	RB		Gillis, Nathan	DB
26	Slade, Ethan	DB		Green, Korbryn	DB
27	Gagnier, Tavita	LB		Hall, Kyson	WR
27	Roberts, Chase	WR		Henry, Dom	DB
28	Livingston, Hayden	DB		Jeady-Lally, Gabe	DB
28	Wall, Tanner	WR		Johnson, Evan	DB
30	Rice, Quenton	DB		Kingston, Parker	WR
31	Tooley, Max	LB		Nawahine, Enoch	RB
34	Wilson, Josh	LB		Olsen, Anthony	TE
35	Heimuli, Houston	FB		Ostler, Trevin	OL
36	Gunther, Talmage	WR		Pili, Logan	LB
37	Smith, Justen	K		Rex, Preston	WR
39	Oldroyd, Jacob	K/P		Romney, Tate	LB
41	Pili, Keenan	LB		Schoonover, Bodie	LB
44	Daley, Michael	LB		Soifua, Vae	OL
44	Peaua, Samisoni	DL		Tai, Lisala	OL
45	Tanuvasa, Pepe	DL		Togiai, Talin	OL
49	Wilgar, Payton	LB		Veikoso, Sione	OL
51	Tofa, Alden	DL		Wilson, Micah	LB
52	Tukuafu, Joe	OL			
53	Jackson, Fisher	DL			
54	Riggs, Dalton	LS			
55	Fauatea, Lorenzo	DL			

Some newcomers will receive jersey numbers ahead of fall camp

PRONUNCIATION GUIDE

Chaz Ah You	Awe-You
Talan Alfrey	Tal-an AL-free
Zion Allen	Zye-on
Nick Billoups	BILL-ups
Michael Daley	Daily
Sam Dawe	Daw
Chika Ebunoha	CHEEK-uh EB-oo-NO-ha
Mason Fakahua	FAH-ka-HOO-ah
Peter Falaniko	FAL-ah-NEE-ko
Logan Fano	FAH-no
Lorenzo Fauatea	Lo-Ren-zo Fow-uh-tay-uh
Cade Fennegan	Fenn-uh-gan
Tavita Gagnier	Kah-vee-kah Gone-yay
Nathan Gillis	Gill-iss
Houston Heimuli	Hay-moo-lee
Isaiah Herron	Hare-an
Dallin Holker	DAL-in Hole-ker
Gabe Juedy-Lally	Judy Lolly
Lopini Katoa	Loh-Pee-nee Kah-TOH-uh
Jackson Kaufusi	Kah-FOO-see
Brayden Keim	Kime (Like Dime with a K)
Atunaisa Mahe	AH-too-Nye-suh Ma-hay
Sol-Jay Maiava-Peters	Soul-Jay My-ah-vuh Peters
Sonny Makasini	Sunny Mock-ah-see-nee
D'Angelo Mandell	Dee-Angelo Man-DELL
Blake Mangelson	Mang-ul-son
Aisea Moa	Eye-say-uh Mo-uh (Ice Moa)
Malik Moore	Mah-leek
Puka Nacua	Poo-kuh Nah-koo-uh
Enoch Nawahine	Ee-nock Nah-wah-hee-nay
Samisoni Peaua	Sam-ih-so-nee Pay-oo-uh
Keenan Pili	Kee-nan Pee-lee
Logan Pili	Pee-lee
Alema Pilimai	Uh-leh-muh Pee-lee-my
Kade Pupunu	Pu-Poo-noo
Morgan Pyper	Piper
Ryan Rehkow	Ree-co (Like Uncle Rico)
Hinckley Ropati	ROH-pah-tee

NAME	POS.	HT.	WT.	HOMETOWN	LAST SCHOOL
ALLEN, Zion	DB	6-1	150	Stockton, CA	Manteca HS
CHIDESTER, Kaden [^]	DL	6-8	240	Richfield, UT	Richfield HS
DeVRIES, Cannon [^]	DB	6-0	165	North Ogden, UT	Weber HS
ESPLIN, Zoom [^]	DL	6-8	250	Encinitas, CA	La Costa Canyon HS
FALANIKO, Peter	OL	6-3	315	St. George, UT	Pine View HS
GILLIS, Nathaniel	DB	6-1	174	San Diego, CA	Steele Canyon HS
GREEN, Korbyn	DB	6-0	175	Tulsa, OK	Owasso HS
HAGEN, Cody [^]	WR	6-1	180	Draper, UT	Corner Canyon HS
JEUDY-LALLY, Gabe	DB	6-2	185	Austin, TX	Vanderbilt
JOHNSON, Evan	DB	6-1	175	Monterey, CA	Stevenson HS
JONES, Brooks [^]	DL	6-6	190	Queen Creek, AZ	American Leadership Academy
KALAMA, Jarinn [^]	WR	6-3	195	Honolulu, HI	Wasatch HS
KINGSTON, Parker	WR	6-0	175	Layton, UT	Roy HS
KINIKINI, Liutai [^]	LB/DB	6-3	195	Herriman, UT	West HS
MOA, Aisea [*]	DL	6-3	245	North Ogden, UT	Weber HS
McKENZIE, Dominique [^]	WR/DB	6-0	165	St. George, UT	Pine View HS
McKENZIE, Marcus [^]	DB/WR	6-0	165	St. George, UT	Pine View HS
MOEAKI, Noah [^]	TE	6-3	220	American Fork, UT	American Fork HS
OSTLER, Trevin	OL	6-6	260	Bountiful, UT	Bountiful HS
ROSS, Cooper [^]	DL	6-5	245	Mesa, AZ	Heritage HS
SOIFUA, Vae	OL	6-4	290	Orem, UT	Orem HS
SUAMATAIA, Kingsley [*]	OL	6-6	330	Orem, UT	Oregon
TAI, Lisala	OL	6-7	336	Inglewood, CA	Snow College
TOGIAI, Talin	OL	6-5	291	Rigby, ID	Rigby HS
WILSON, Micah	LB	6-3	215	Draper, UT	Corner Canyon HS

[^]plans to serve mission for The Church of Jesus Christ of Latter-day Saints prior to joining the team

^{*}Midyear enrollee (January 2022)

GRAD TRANSFER MID-YEAR ENROLLEES (JANUARY 2022)

BROOKS, Chris [*]	RB	6-1	235	Oceanside, CA	Cal
HEIMULI, Houston [*]	FB	5-11	265	Bountiful, UT	Stanford

PREVIOUSLY SIGNED RETURN MISSIONARIES/MID-YEAR ENROLLEES (JANUARY 2022)

FANO, Logan [*]	DE/LB	6-4	225	Spanish Fork, UT	Timpview HS
GLASKER, Isaiah [*]	DB	6-5	205	South Jordan, UT	Bingham HS
MAILE, Brooks [*]	DL	6-4	285	St. George, UT	Pine View HS
MITCHELL, Bruce [*]	DL	6-4	265	Kamas, UT	South Summit HS

^{*} participated in spring football

3 CHAZ AH YOU SR • LB • 6-2 • 206 • SARATOGA SPRINGS, UT • WESTLAKE/TIMVIEW HS • [LINK TO BIO](#)



- Parents are Jasen and Joann
- LDS mission to Rancho Cucamonga, California
- Selected to Salt Lake Tribune two-time first-team All-State selection in HS
- A four-year starter in football
- Also lettered in basketball and track
- Played in 8 games in 2021 with 39 total tackles and one interception
- Played in 11 games in 2019 with 31 tackles and posted 5.5 tackles for loss

CAREER HIGHS

Tackles	9, Arizona ('21)
Solo	4, four times
Assisted	7, Arizona ('21)
TFL	2, USC ('19)
Sacks	1, at Tennessee ('19)
QBH	1, Boise State ('21)
PBU	1, five times


YEAR	GP	SOLO	AST	TOT	TFL/Y	SACKS	YDS	INT	YDS	TD	FF	FR	FRYDS	QBH	PBU
2017	7	6	3	9	1 / 2	0	0	0	0	0	0	0	0	0	0
2019	11	24	7	31	5.5 / 16	1	6	1	14	0	1	1	0	0	3
2020	1	1	1	2	0 / 0	0	0	0	0	0	0	0	0	0	0
2021	8	18	21	39	0.5/1	0	0	1	4	0	1	0	0	1	2
TOTALS	27	49	32	81	7/ 19	1	6	2	18	0	2	1	0	1	5

25 TALAN ALFREY R-FR • S • 6-3 • 205 • AUBURN, WA • AUBURN MOUNTAINVIEW HS • [LINK TO BIO](#)



- Prepped at Auburn Mountainview HS under Jared Gervais
- Spent time at defensive back, receiver, running back, quarterback, kicker/punter and kick returner
- Totaled 87 tackles as a senior and 89 as a junior, including 10.0 TFL
- Named 2017 NPSL Olympic All-League Defensive MVP
- Named to News Tribune 2017 all-state team as a receiver with 1,081 yards and 12 touchdowns
- 2016 All-Around MVP and first-team All-Area selection as a punter and defensive back
- Appeared in the 2021 Independence Bowl for the Cougars

74 CAMPBELL BARRINGTON SO • OL • 6-6 • 295 • SPOKANE, WA • UNIVERSITY HS • [LINK TO BIO](#)




- Parents are Shawn and Jacque
- Father played baseball and mother played basketball at the University of Arizona
- Brother of Clark Barrington
- Played in 8 games, starting six
- Named Freshman All-American by the Maxwell Football Club on Nov. 29
- Named Second-Team Freshman All-America by The Athletic on Dec. 8
- Part of Pro Football Network Offensive Line of the Year

56 CLARK BARRINGTON R-JR • OL • 6-6 • 302 • SPOKANE, WA • UNIVERSITY HS • [LINK TO BIO](#)



- Parents are Shawn and Jacque
- Mission to Kampala, Uganda
- Brother of Campbell Barrington
- Father played baseball and mother played basketball at the University of Arizona
- Named to Action Network All-America Second Team on Dec. 8
- Named to Pro Football Focus All-American Third Team on Dec. 9
- Pro Football Network Third Team All-American
- Part of Pro Football Network Offensive Line of the Year

92 TYLER BATTY SO • DL • 6-5 • 275 • PAYSON, UT • PAYSON HS • [LINK TO BIO](#)



- Parents are Peg and Layne
- Served as a missionary in the Malaga and Madrid Spain Mission
- Played in 12 games, started seven in 2021
- Finished the season as BYU's fourth-leading tackler with 43 (23 solo, five for loss), 3.5 sacks, two quarterback hurries and a forced fumble.
- Led BYU in sacks with 3.5
- Named to Pro Football Network's All-Independent Second Team Defense

CAREER HIGHS

Tackles	8, UAB ('21)
Solo	5, LA Tech ('20)
Assisted	1x3
TFL	3, LA Tech ('20)
Sacks	3, LA Tech ('20)
QBH	1x3
PBU	-

Year	GP	SOLO	AST	TOT	TFL/Y	NO	YDS	INT	YDS	TD	FF	FR	FRYDS	QBH	PBU
2020	4	10	3	13	5.5 / 22	4	20	0	0	0	0	0	0	3	0
2021	12	23	20	43	7/42	3.5	27	0	0	0	1	0	0	2	0
TOTALS	16	33	23	56	12.5	7.5	47	0	0	0	1	0	0	5	0

15 NICK BILLOUPS R-FR • QB • 6-2 • 193 • SAN CLEMENTE, CA • SAN CLEMENTE HS • [LINK TO BIO](#)



- Son of Nichole Harris and Derick Billoups, and has one brother
- Played his senior season at San Clemente HS after transferring from St. Anthony HS
- 89-of-147 passing for 932 yards and 11 touchdowns, 554 rushing yards and 13 touchdowns, and 32 tackles with 10 passes defended (5 INT) in 2019.
- 71-of-167 passing for 1,140 yards and nine touchdowns as a junior, adding 1,037 rushing yards (10 TD and 14 tackles with one interception).
- A member of the scout team in 2021

20 JACOB BOREN JR • DB • 5-9 • 180 • SALT LAKE CITY, UT • HIGHLAND HS • [LINK TO BIO](#)



- Prepped at Highland High School, averaged 10.6 yards/carry in three seasons
- Totaled nine rushing touchdowns and 1 receiving touchdown
- Recorded 63 tackles, including 59 solo, in 31 games
- Mission to Pittsburgh, Pennsylvania
- Played in all 13 games in 2021
- Named to All-Independence Second Team by Pro Football Network

CAREER HIGHS

Tackles	5, WSU, USC ('21)
Solo	4, Washington State ('21)
Assisted	3, USC ('21)
PBU	1, WSU, Idaho State ('21)

2 CHRISTOPHER BROOKS GR • RB • 6-1 • 235 • OCEANSIDE, CA • CAL/EL CAMINO HS • [LINK TO BIO](#)



- Transferred to BYU after graduating from Cal where he was the leading rusher for the Golden Bears in two of the past three seasons
- Played in 40 games for Cal from 2018-2021 and totaled 1,734 yards rushing with 14 touchdowns on the ground while adding 50 catches for 345 receiving yards and seven touchdowns as a receiver
- Averaged a 5.2 yards per carry in 2021 to total a team-leading 607 rushing yards with four touchdowns, while adding 19 receptions for 131 yards and three touchdowns as a receiver. Finished the season with 240 rushing yards over the final three games.
- Had four career 100-yard rushing games at Cal—against UC Davis (197), Illinois (120) and UCLA (111) in 2019 and a season-high 131 yards in 2021 against Stanford.

33 BEN BYWATER R-SO • LB • 6-3 • 220 • SALT LAKE CITY, UT • OLYMPUS HS • [LINK TO BIO](#)



- Parents are Stephanie and David and has three sisters and one brother
- Mission to Guatemala City South
- Named Independent Defensive Rookie of the Year by Pro Football Network in 2021
- Selected to All-Independent First Team Defense by Pro Football Network last year
- Earned 2021 CoSIDA Academic All-District 8 First Team honors
- One of 26 on the team to play in all 13 games in 2021
- Led BYU in tackles with 102 (57 solo, 45 assist)

CAREER HIGHS

Tackles	14, Boise State ('21)
Solo	8, Arizona ('21)
Assisted	9, USC ('21)
TFL	3, Utah State ('21)
Sacks	1, Utah State ('21)
QBH	1, Boise State ('21)
PBU	-

YEAR	GP	SOLO	AST	TOT	TFL/Y	SACKS	YDS	INT	YDS	TD	FF	FR	FRYDS	QBH	PBU
2019	3	5	3	8	0 / 0	0	0	0	0	0	0	0	0	0	0
2020	3	3	7	0 / 0	0	0	0	0	0	0	0	0	0	0	0
2021	13	57	45	102	8.5/16	1	4	0	0	0	0	0	0	1	0
TOTALS:	19	66	51	117	8.5/16	1	4	0	0	0	0	0	0	1	0

4 CALEB CHRISTENSEN SO • DB/KR • 5-10 • 195 • SMITHFIELD, UT • SKY VIEW HS • [LINK TO BIO](#)



- Parents are Max and Christine
- Wife's name is Robyn and they have one son
- Named Second Team All-Independent in 2020
- Named Boca Raton Bowl Special Teams MVP in BYU's 49-23 win over UCF
- Averaged 20.6 yards on 16 kick returns with a long of 31 yards in 2020
- Grabbed first career interception against Boise State ('20) returning it six yards
- Played in eight games during the 2021 season, bringing back four kick returns for 70 total yards

CAREER HIGHS

Tackles	3, UCF
Solo	2, UCF
Assisted	1x3
TFL	-
Sacks	-
INT	1, @ BSU
Kick Return Yrds	31, UCF

17 JACOB CONOVER R-FR • QB • 6-1 • 205 • CHANDLER, AZ • CHANDLER HS • [LINK TO BIO](#)



- A four-star recruit by 247 Sports, Rivals and ESPN
- An ESPN top 300 recruit
- Led Chandler High School to three consecutive state titles
- Threw for more than 10,000 yards in high school with 102 touchdowns
- Member of the scout team in 2020
- Played in two games (at Utah, vs. Idaho State) during the 2021 season, finishing 5-for-10 for 45 yards
- Came in for an injured Baylor Romney and helped the Cougars to a 34-20 win at Utah State in the first action of his collegiate career

20 BRAYDEN COSPER R-JR • WR • 6-3 • 205 • SOUTH JORDAN, UT • BINGHAM HS • [LINK TO BIO](#)



- Parents are Matt and Alicia
- 2017 Deseret News First-Team All-State
- Helped Bingham win the 2016 5A and 2017 6A state championship
- Also played basketball at Bingham High School
- Saw action in three games as a freshman during the 2019 season
- Played in 10 games of the 2020 season, starting one
- Missed the 2021 season due to injury

CAREER HIGHS

Receptions	2, Troy ('20)
Yards	22, Troy ('20)
Long reception	15, Troy ('20)
Touchdowns	-

Year	GP	REC	YDS	Y/R	LNG	TD
2019	3	0	0	0	0	0
2020	10	4	36	9.00	15	0
TOTALS	13	4	36	9.00	15	0

17 MATTHEW CRIDDLE R-SR • LB • 6-1 • 195 • HIGHLAND, UT • SNOW COLLEGE • [LINK TO BIO](#)



- Parents are Leah and Mike
- Mission to Guayaquil, Ecuador
- Younger brother of former BYU defensive back Ben Criddle
- Prepped at Lone Peak High School prior to attending Snow College
- Played in nine games, started last four straight (beginning vs. Idaho State)
- Recorded first career interception in 59-14 win over Idaho State, BYU's 12th of the season
- Second-leading tackler with a career-high five (three solo, two assist) in win vs. Idaho State

CAREER HIGHS

Tackles	5x2 ('21)
Solo	3, vs. Idaho State ('21)
Assisted	3, at USC ('21)
TFL	-
Sacks	-
QBH	-
PBU	-

44 MICHAEL DALEY R-FR • LB • 6-3 • 225 • ALPINE, UT • LONE PEAK HS • [LINK TO BIO](#)



- Parents are Neal and Julie
- Father played linebacker at BYU (1993-95)
- A three-star recruit from 247 Sports
- Helped Lone Peak to 2018 state championship as a senior
- Named Deseret News 6A MVP in 2018, first-team all-region selection in 2017
- Posted 76 tackles as a senior, including 40.5 tackles for loss, 24.5 sacks and four blocked punts
- Member of the scout team in 2021

19 MILES DAVIS R-FR • RB • 6-2 • 202 • LAS VEGAS, NV • LAS VEGAS HS • [LINK TO BIO](#)



- Has three brothers and four sisters
- A first-team all-state selection out of Las Vegas High School
- As a senior in 2019, posted 46 receptions for 1,041 yards and 11 touchdowns in just 11 games
- Played in four games during 2020
- Fourth on the team in rushing yards with 96
- Totaled 15 rushing attempts for 96 yards with a long of 26 yards and two touchdowns
- Played in two games in 2021, returned four kicks for an average of 19.5 yards per return

CAREER HIGHS

Rushes	5, Troy ('21)
Yards	54, Troy ('21)
Long rush	26, Troy ('21)
Rushing TD	2, NAU ('21)
Receptions	2, Troy ('21)
Yards	30, Troy ('21)
Long reception	23, Troy ('21)
Receiving TD	-

75 SAM DAWE R-FR • OL • 6-8 • 298 • SPANISH FORK, UT • SPANISH FORK HS • [LINK TO BIO](#)



- Redshirted at Idaho State University in 2021
- Four-year varsity starter and two-time team captain
- First-team all-state and all-region in 2018, All-American honorable mention in 2018
- Runner-up Utah Offensive Lineman of the Year
- Honorable mention all-state and all-region in 2017
- All-Region X Offensive Lineman in 2017 and 2018
- 95 total pancake blocks with 10 sacks and 18 tackles for loss on defense

0 KODY EPPS R-FR • WR • 5'11 • 185 • LOS ANGELES, CA • MATER DEI HS • [LINK TO BIO](#)




- Parents are Brooke Williams and Norman Epps
- Has one brothers and one sisters
- Named USA Today First-Team All-American, one of just four wide receivers
- In 2019, named OC Register Wide Receiver of the Year and Max Preps First-Team All-American
- Set Mater Dei records with 93 receptions, 1,735 yards and 28 touchdowns as a senior
- Played in six games during the 2020 season
- Missed the 2021 season due to injury

97 ETHAN ERICKSON R-FR • TE • 6-5 • 225 • LA'IE, HI • KAHUKU HS • [LINK TO BIO](#)



- Parents are Tony Erickson and Cathleen Parker
- A three-star tight end by 247 Sports
- Selected as a 2018 Polynesian Bowl All Star
- Helped Kahuku to region championship in 2017
- An All-OIA selection in both football and basketball
- Played on the Kahuku basketball team that won its first state title in 2017
- Member of the scout team in 2021

22 MASON FAKAHUA SO • RB • 6-2 • 225 • CEDAR CITY, UT • CEDAR CITY HS • [LINK TO BIO](#)



- Parents are Jennifer and Oscar
- Mission to Auckland, New Zealand
- Tallied 3,903 passing yards on 368 attempts, 26 passing TDs and just six interceptions as a QB in HS
- Member of the scout team in 2020
- Played in nine games during the 2021 season

88 TERENCE FALL F-FR • WR • 6'3 • 185 • PARIS, FRANCE • AQUINAS HS • [LINK TO BIO](#)



- Parents are Alexandra and Mohammed
- Originally from France before moving to San Bernardino, California
- Had 41 receptions for 682 yards and six touchdowns in HS
- Played in the 2020 game against Navy with one reception
- Redshirted the 2021 season in which he played the last four games

56 LOGAN FANO FR • DL • 6-4 • 240 • SPANISH FORK, UT • TIMPVIEW HS • [LINK TO BIO](#)



- A four-star recruit by 247Sports, Rivals and ESPN
- Utah 5A All-State First Team selection
- MaxPreps All-State First Team pick
- Region Defensive MVP and 5A Defensive MVP second place
- Two-time All-Region First Team and two-year team captain
- Enrolled mid-year in January 2022
- Participated in spring practices before suffering a knee injury

55 LORENZO FAUATEA R-SR • DL • 6-4 • 300 • WEST VALLEY, UT • HUNTER HS • [LINK TO BIO](#)



- Parents are Matthew and Kika
- Named Region 21 Defensive MVP by the Deseret News and All-Region selection
- Deseret News and Salt Lake Tribune 5A First Team All-State selection
- Played in the Polynesian Bowl
- Played nine games with two starts in 2019, totaling 21 tackles
- Played in four games in 2020 before suffering season-ending injury
- Played in first five games in 2021 prior to missing the rest of the season due to injury

CAREER HIGHS

Tackles	5, twice
Solo	4, twice
Assisted	3, at Utah State ('17)
TFL	1.5, Western Mich. ('18)
Sacks	1.5, Western Mich. ('18)
QBH	-
PBU	1, Cal ('18)

YEAR	GP	SOLO	AST	TOT	TFL/Y	SACKS	YDS	INT	YDS	TD	FF	FR	FRYDS	QBH	PBU
2017	3	0	4	4	0.5 / 0	0	0	0	0	0	0	0	0	1	0
2018	13	9	4	13	2.5 / 16	2	16	0	0	0	0	0	0	0	1
2019	9	14	7	21	3 / 11	2	8	0	0	0	1	0	0	1	0
2020	4	0	0	0	0 / 0	0	0	0	0	0	0	0	0	0	1
2021	5	2	2	4	0 / 0	0	0	0	0	0	1	1	0	0	0
TOTALS	34	25	17	42	6 / 27	4	24	0	0	0	2	1	0	2	2

11 CADE FENNEGAN R-FR • QB • 6-2 • 190 • DALLAS, TX • BOISE STATE • [LINK TO BIO](#)



- Prepped at Woodrow Wilson High
- Was the winningest quarterback in school history
- Mission to Rosario, Argentina
- Redshirted the 2021 season as a member of the scout team

71 BLAKE FREELAND JR • OL • 6-8 • 305 • HERRIMAN, UT • HERRIMAN HS • [LINK TO BIO](#)



- Dad James played football for BYU football team in 1994-95
- Mom, Debbie Dimond was an HR All-American BYU women's basketball player
- Started final seven games of 2019 season at right tackle as a true freshman
- Played in 11 games, starting eight in 2020
- Started all 13 games at left tackle in 2021, one of three offensive player and six players overall to start every game
- Named to Phil Steele All-Independent First Team Offense and Pro Football Network All-Independent First Team Offense
- Part of Pro Football Network Offensive Line of the Year

27 TAVITA GAGNIER R-SO • DB • 6-2 • 225 • TOOELE, UT • STANSBURY HS • [LINK TO BIO](#)



- Parents are Keri Deros, Stacey Hall and Daniel Gagnier
- Has four brothers and four sisters
- Helped Stansbury to two region championships
- Named first-team all-region as a junior and senior
- Team MVP as a senior and an all-state second-teamer as a senior
- Played in four games during the 2020 season, tallying four total tackles with one solo tackle
- Missed the 2021 season due to an injury

CAREER HIGHS

Tackles	3, NAU ('20)
Solo	1, UMass ('19)
Assisted	3, NAU ('20)
TFL	1, UCF ('20)
Sacks	-
QBH	-
PBU	-

16 ISAIAH GLASKER FR • DB • 6-5 • 205 • SOUTH JORDAN, UT • BINGHAM HS • [LINK TO BIO](#)



- Prepped at Bingham High School where he had played on both sides of the ball
- A three-star recruit by 247Sports, Rivals and ESPN, rated No. 17 recruit in the state of Utah by 247Sports
- Utah 6A All-State Second Team selection
- Led the Miners with 48 receptions for 811 yards and nine touchdowns in 2020
- Totaled 31 tackles and three interceptions during his senior year
- Played varsity basketball at Bingham
- Mission to Montevideo, Uruguay

97 HUNTER GREER R-FR • DL • 6-5 • 262 • OREM, UT • TIMPVIEW HS • [LINK TO BIO](#)




- Prepped at Timpview High School
- Recorded 80 total tackles (60 solo), with 32 tackles for loss, 11 QBH, five pass deflections, a forced fumble, a fumble recovery, a blocked field goal, and 14.5 sacks as a senior
- Also played basketball and competed in track and field for Timpview
- Played in one game during the 2021 season, recording his first career first tackle in BYU's 59-14 win over Idaho State.

36 TALMAGE GUNTHER R-SO • WR • 6-0 • 195 • CEDAR HILLS, UT • LONE PEAK HS • [LINK TO BIO](#)



- Parents are Christina and Bruce, married to Brooke
- 2015 Deseret News first-team all-state, Salt Lake Tribune All-Tribune team, Daily Herald Player of the Year and well as Region 4 MVP
- Also played varsity basketball at Lone Peak
- Mission to Harare, Zimbabwe
- Played in 12 games during the 2020 season
- One of 26 players on the team to play in all 13 games during the 2021 season
- Recorded key forced fumble on opening kickoff vs. No. 19 Arizona State, setting up BYU's first score of the game.

3 JAREN HALL R-JR • QB • 6-1 • 205 • SPANISH FORK, UT • MAPLE MOUNTAIN HS • [LINK TO BIO](#)



- Parents are Kalin and Hollie, father, Kalin, played running back at BYU and brother, KJ, also played
- Also played on the BYU baseball team
- Played in seven games, including two starts in 2019
- Completed 31 of 46 passes for 420 yards and one TD, also added 139 rushing yards and three TDs
- Did not play in 2020 due to injury
- Played in and started 10 games (8-2 record) during the 2021 season
- Finished the season 189-of-296 (64%) for 2,583 yards, 20 touchdowns to only five interceptions with an efficiency rating of 156.1

CAREER HIGHS	
Completions	22x3 ('21)
Attempts	37x2 ('21)
Yards	349, vs. Virginia ('21)
Passing TDs	4, vs. Idaho State ('21)
Long pass	67, vs. Arizona ('21)
Rushes	16, at USF ('19)
Yards	92, vs. Utah ('21)
Long Rush	56, vs. Baylor ('21)

YEAR	GP	COMP	ATT	YDS	Y/A	PCT	LNG	INT	TD	EFFIC	ATT	YDS	Y/A	LNG	TD
2018	2	0	0	0	0	0	0	0	0	0	4	4	1.00	2	0
2019	7	31	46	420	9.13	0.67	36	0	1	151.26	29	139	4.79	32	3
2021	10	189	296	2583	8.73	0.64	67	5	20	156.07	62	307	4.95	56	3
TOTALS	19	220	342	3003	8.78	0.64	67	5	21	155.42	95	450	4.74	56	6

77 DONOVAN HANNA R-FR • OL • 6-4 • 300 • QUEEN CREEK, AZ • A.L. ACADEMY • [LINK TO BIO](#)



- A three-star prospect by 247Sports
- Prepped at the American Leadership Academy, where former BYU QB Max Hall was his offensive coordinator
- Totaled 53 receptions, 989 yards and 10 touchdowns, also recording 29 tackles and four sacks on defense
- Helped lead team to a 14-1 record and 3A state championship in 2016
- Also an all-state basketball player, averaged a double-double as a junior and a senior
- Redshirted the 2021 season, playing in one game vs. Idaho State

22 AMMON HANNEMANN R-SO • DB • 6-1 • 200 • HIGHLAND, UT • LONE PEAK HS • [LINK TO BIO](#)



- Parents are Howard and Mindy
- Brothers Micah and Jacob both played football at BYU
- Mission to Roseville, California
- Redshirted the 2019 season, played in one game and was a member of the scout team in 2020
- Played in 10 games, started four (vs. South Florida, at Utah State, vs. Boise State, at Baylor)
- Three games with five or more tackles
- Recorded back-to-back games with a career-high six tackles in wins over South Florida and Utah State

YEAR	GP	SOLO	AST	TOT	TFL/Y	SACKS	YDS	INT	YDS	TD	FF	FR	FRYDS	QBH	PBU
2021	10	25	9	34	0 / 0	0	0	0	0	0	0	0	0	1	1
TOTALS	11	26	9	35	0 / 0	0	0	0	0	0	0	0	0	1	1

1 MICAH HARPER

R-FR • DB • 5-10 • 185 • CHANDLER, AZ • BASHA HS • [LINK TO BIO](#)



- Parents are Christina and Kenny
- Father played at football Hawai'i, intercepting Ty Detmer 3 times in 1990 vs. BYU
- Also ran sprints and played baseball at Basha
- Made first career start and appearance for the Cougars against Troy
- Recorded seven total tackles against Troy, including 0.5 TFL
- Missed the 2021 season due to injury

CAREER HIGHS

Tackles	7, Troy
Solo	4, LA Tech
Assisted	4, Troy
TFL	1, UTSA
Sacks	-
FR	1, NAU
PBU	1, @BSU

YEAR	GP	SOLO	AST	TOT	TFL/Y	SACKS	YDS	INT	YDS	TD	FF	FR	FRYDS	QBH	PBU
2020	11	15	10	25	0 / 0	0	0	0	0	0	0	0	0	0	0
TOTALS	11	15	10	25	0 / 0	0	0	0	0	0	0	0	0	0	0

95 CADEN HAWS

R-SO • DL • 6-2 • 320 • LITTLE ROCK, AR • PULASKI ACADEMY • [LINK TO BIO](#)



- Parents are Shari and Kurt
- Mission to St. George, Utah
- 2014 and 2015 State Champion at Pulaski Academy
- USA Today All-Arkansas Team, all named Willie Roaf Award for for best O-Lineman in the state
- Played in all 12 games in 2020, starting one tallying 15 total tackles including seven solo stops
- Played in 11 games, started six during the 2021 season
- Three games with five or more tackles, including a career-high eight vs. UAB

CAREER HIGHS

Tackles	7, vs. USF ('21)
Solo	3, vs. USF ('21)
Assisted	4x2, ('21)
TFL	1, @ Georgia Southern ('21)
Sacks	1, @ Utah State ('21)
QBH	1, vs. Boise State ('21)
PBU	2x2 ('21)

Year	GP	SOLO	AST	TOT	TFL/	NO	YDS	INT	YDS	TD	FF	FR	FRYDS	QBH	PBU
2019	2	0	0	0	0 / 0	0	0	0	0	0	0	0	0	0	0
2020	12	7	8	15	0 / 0	0	0	0	0	0	0	0	0	0	0
2021	11	11	20	31	3/2	1	0	0	0	0	1	0	0	1	2
TOTALS	25	18	28	46	3/2	1	0	0	0	0	1	0	0	1	2

18 KALEB HAYES

SR • DB • 5-11 • 190 • SAN BERNARDINO, CA • OREGON STATE • [LINK TO BIO](#)



- Parents are George Hayes and Vertheah Brown
- Prepped at San Geronio HS, where he played wide receiver, running back and quarterback
- Played at Oregon State from 2017-2020
- One of 26 on the team to play in all 13 games in 2021, started last 10 straight (beginning vs. USF)
- Pro Football Network Independent Defensive Back of the Year, Phil Steele All-Independent First Team Defense, Pro Football Network All-Independent First Team Defense, Part of Pro Football Network All-Independent Defensive Secondary of the Year
- Led BYU in pass break-ups with 12.

CAREER HIGHS

Tackles	5, @ Baylor ('21)
Solo	3x5 ('21)
Assisted	2, @ Baylor ('21)
TFL	-
Sacks	-
QBH	-
PBU	4, @ USC ('21)

YEAR	GP	SOLO	AST	TOT	TFL/Y	SACKS	YDS	INT	YDS	TD	FF	FR	FRYDS	QBH	PBU
2021	13	21	5	26	0 / 0	0	0	0	0	0	0	0	0	0	12
TOTALS	13	21	5	26	0 / 0	0	0	0	0	0	0	0	0	0	12

35 HOUSTON HEIMULI

SR • FB • 5-11 • 265 • BOUNTIFUL, UT • STANFORD • [LINK TO BIO](#)



- Son of Lakei and Pania Heimuli
- Father was starting fullback on BYU's 1984 national championship team and also played professionally for the Chicago Bears (1987)
- Prepped at Bountiful High School, where he was a two-time all-state player
- Rated the nation's second-best fullback by Scout and ESPN
- Mission to Indianapolis, Indiana
- Appeared in 42 games as a blocking back at Stanford, was named a team captain in 2021
- Joined BYU football program in January 2022 as a mid-year transfer after graduating from Stanford

1 KEANU HILL R-SO • WR • 6-4 • 210 • BEDFORD, TX • TRINITY HS • [LINK TO BIO](#)




- Parents are Hannah and Lloyd
- Prepped at Trinity High School where he played both football and basketball
- Redshirted in 2019 and played in three games
- Played in eight games during the 2020 season
- One of 26 players on the team to play in all 13 games in 2021, started one (at USC)
- Finished the season as BYU's fourth-leading receiver with 18 grabs for 343 yards and two touchdowns at 19.1 yards per catch
- Eight games with at least one reception, three games with over 50 yards receiving

CAREER HIGHS

Receptions	4x2 ('21)
Yards	92, Idaho State ('21)
Long reception	44, @ Georgia S. ('21)
Touchdowns	1x3 ('21, '20)

Year	GP	REC	YDS	Y/R	LNG	TD
2019	3	3	40	13.33	17	0
2020	8	4	70	17.50	33	1
2021	13	18	343	19.06	44	2
TOTALS	24	25	453	18.12	44	3

87 BRITTON HOGAN R-JR • LS • 6-3 • 200 • SALT LAKE CITY, UT • OLYMPUS HS • [LINK TO BIO](#)



- Played tight end and defensive end at Olympus High School
- Ranked 14th in the nation for long snappers nationally in the 2016 class
- Mission to San Antonio, Texas
- A member of the scout team in 2016 and 2019
- Played in all 12 games in 2020 as the team's starting snapper and on place-kicking snaps
- Played in 10 games in 2021, serving as the team's deep snapper on field goals and PATs
- Key member of scoring unit that helped BYU rank No. 29 nationally at 33.1 points per game

5 DALLIN HOLKER JR • TE • 6-5 • 235 • LEHI, UT • LEHI HS • [LINK TO BIO](#)



- Parents at Bob and Shantell
- A three-star recruit by 247Sports, Rivals and ESPN
- Played in all 13 games of his freshman 2018 season, starting two
- One of 26 players on the team to play in all 13 games of 2021, starting four (vs. Arizona, at Utah State, vs. Boise State, vs. UAB)
- In first season back from mission, finished with 14 receptions for 200 yards and a touchdown at 14.3 yards per grab, recording at least one reception in seven games

CAREER HIGHS

Receptions	4, vs. NMSU ('18)
Yards	76, vs. NMSU ('18)
Long reception	31, vs. ASU ('21)
Touchdowns	1x2 ('21, '18)

53 FISHER JACKSON SO • DL • 6-5 • 245 • SOUTH JORDAN, UT • HERRIMAN HS • [LINK TO BIO](#)




- Prepped at Herriman High School
- Tallied 14 receptions for 135 yards and four touchdowns as a senior in 2018
- Also recorded 44 tackles (15 solo), two passes defensed, one forced fumble, two fumble recoveries, and five interceptions
- Played in two games in 2020
- Played in nine games during the 2021 season, recording his first-career tackle in BYU's 59-14 win over Idaho State

21 DEAN JONES R-FR • DB • 6-2 • 195 • QUEEN CREEK, AZ • A.L. ACADEMY • [LINK TO BIO](#)



- Prepped at American Leadership Academy, also competing in track and field
- A three-star defensive back by 247Sports
- Posted 25 tackles in just five games as a junior, with 10 pass breakups and an interception
- Recorded 70 tackles with two tackles for loss and an interception as a senior
- Helped team to a 13-1 record and a 3A state title in 2019
- Redshirted as a member of the scout team in 2021

4 LOPINI KATO A R-SR • RB • 6-1 • 210 • AMERICAN FORK, UT • AMERICAN FORK HS • [LINK TO BIO](#)



- Parents are Angie and Sam Katoa
- Mission to Independence, Missouri
- A 2014 all-state selection our of American Fork HS
- Led the team in rushing yards with 423 on 76 carries and eight touchdowns in 2018
- Played in 12 games in 2019 and led the team with 853 all-purpose yards
- Second Team All-Independent in 2020
- Second on the team in rushing yards with 444 yards with a team-leading five rushing TDs

CAREER HIGHS

Rushes	19, New Mexico St. ('18)
Yards	155, New Mexico St. ('18)
Long rush	50, New Mexico St. ('18)
Rushing TD	4, New Mexico St. ('18)
Receptions	7, at Washington ('18)
Yards	129, at USU ('19)
Long reception	77, at USU ('19)
Receiving TD	1, x5

Year	GP	REC	YDS	Y/R	LNG	TD	ATT	YDS	Y/A	LNG	TD
2018	11	20	114	5.70	27	1	76	423	5.57	50	8
2019	12	24	288	12.00	77	1	85	358	4.21	16	4
2020	11	23	293	12.74	42	3	84	444	5.29	43	5
2021	13	9	28	3.11	9	1	61	242	3.97	25	2
TOTALS	47	76	723	9.51	77	6	306	1467	4.79	50	19

13 JACKSON KAUFUSI R-JR • LB • 6-2 • 226 • COTTONWOOD HEIGHTS, UT • BRIGHTON HS • [LINK TO BIO](#)




- Parents are Jeff and Brooke, wife's name is Hallie
- Brother of former BYU linebacker Isaiah Kaufusi, cousin of former BYU defensive lineman Bronson, Corbin and Devin Kaufusi
- Deseret News All-State Second Team in 2015
- Mission to Melbourne, Australia
- Saw action in 11 games in 2020 and nine in 2019
- Played in nine games during the 2021 season

CAREER HIGHS

Tackles	3, WKU ('20)
Solo	3, BSU ('19)
Assisted	5, UMass ('19)
TFL	1, @ Navy ('20)
Sacks	-
Interception	1, BSU ('19)
PBU	-

YEAR	GP	SOLO	AST	TOT	TFL/Y	SACKS	YDS	INT	YDS	TD	FF	FR	FRYDS	QBH	PBU
2018	4	1	0	1	0 / 0	0	0	0	0	0	0	0	0	0	0
2019	9	8	13	21	0 / 0	0	0	1	13	0	0	0	0	0	0
2020	11	8	4	12	1 / 3	0	0	0	0	0	0	0	0	0	0
2021	9	8	7	15	0 / 0	0	0	0	0	0	0	0	0	0	0
TOTALS	33	25	24	49	1 / 3	0	0	1	13	0	0	0	0	0	0

64 BRAYDEN KEIM R-SO • OL • 6-8 • 300 • SANDY, UT • ALTA HS • [LINK TO BIO](#)



- Parents are Tiffany and Mike
- Prepped at Alta High School, earned honorable mention all-state honors
- Mission to Scotland/Ireland
- Moved from tight end to offensive line in fall of 2019
- Redshirted in 2019 before playing in three games during 2020
- Played in three games in 2021, starting two (at Georgia Southern, at USC)

15 CARTER KRUPP FR • DB • 6-1 • 210 • ROSEVILLE, CA • WOODCREEK HS • [LINK TO BIO](#)



- Prepped at Woodcreek High School, where he played football, basketball, and baseball
- Named to All-Metro Second Team and was All-SFL Utility Player of the Year
- As a senior, went 80-for-147 passing for 1,157 yards and 17 touchdowns
- Also tallied 87 carries for 614 yards and 14 touchdowns
- Mission to Bentonville, Arkansas
- Enrolled at BYU in January 2022

76 HARRIS LACHANCE R-JR • OL • 6-8 • 315 • HERRIMAN, UT • HERRIMAN HS • [LINK TO BIO](#)



- Parents are Mindy McDermaid and Larry LaChance, has two siblings
- Married to Grace, has a son named Harvey
- Mission to Nashville, Tennessee
- Redshirted after playing in four games in 2018
- Played in all 13 games in 2019, mostly on special teams
- Played in 11 games in 2020
- Faced injuries during the 2021 season, but played in and started four games (vs. Arizona, vs. No. 21 Utah, vs. No. 19 Arizona State, vs. UAB)

57 JOSH LARSEN R-FR • DL • 6'4 • 300 • NORTH SALT LAKE, UT • WOODS CROSS HS • [LINK TO BIO](#)



- Dad was pitcher at BYU, mom was a Cougarette
- A 3-star recruit by Rivals, 247Sports and ESPN
- Tallied 48 total tackles, five sacks, one interception and two fumble recoveries as a senior for Woods Cross
- Named 5A All-State Honorable Mention
- Also played basketball
- Redshirted the 2021 season, playing in three games (vs. Virginia, vs. Idaho State, at USC)
- Recorded first career tackle in BYU's 59-14 win over Idaho State

60 TYLER LITTLE SO • OL • 6'5 • 290 • GRIDLEY, CA • BUTTE COLLEGE • [LINK TO BIO](#)



- Parents are Matt and Lemanie Little
- Prepped at Gridley High School, playing football and basketball
- Mission to Chile
- Attended Butte College and played spring football after switching sports from basketball
- Played in one game during the 2021 season (vs. Idaho State)


20 HAYDEN LIVINGSTON R-SO • DB • 6-1 • 200 • RIGBY, ID • RIGBY HS • [LINK TO BIO](#)



- Parents are Melissa and Jeremy, father played football at Ricks College
- Wife, Erin, is an outside hitter on the BYU women's volleyball team
- 2015 East Idaho Player of the Year as a quarterback at Rigby, USA Today All-Idaho First Team
- Mission to Leeds, United Kingdom
- Switched to defense for the 2019 season, playing in 12 games with one start at safety
- Played in seven games during 2021, tallying seven total tackles
- One of 26 players to play in all 13 games of the 2021 season, recording 13 tackles

YEAR	GP	SOLO	AST	TOT	TFL/Y	SACKS	YDS	INT	YDS	TD	FF	FR	FRYDS	QBH	PBU
2019	12	6	2	8	0 / 0	0	0	0	0	0	0	1	0	0	0
2020	7	6	1	7	0 / 0	0	0	0	0	0	0	0	0	0	0
2021	13	10	3	12	0 / 0	0	0	2	8	0	0	1	0	0	2
TOTALS	32	22	6	28	0 / 0	0	0	2	8	0	0	2	0	0	2

80 LANE LUNT SR • TE • 6-4 • 235 • PIMA, AZ • EASTERN ARIZONA COLLEGE • [LINK TO BIO](#)



- Parents are Wendi Curley and Lane Lunt
- Has one brother and one sister
- Wife, Ashton, is javelin thrower on BYU women's track and field team
- Mission to Kennewick, Washington
- Helped Eastern Arizona to conference championship in 2018
- Played in eight games in 2020
- Played in 12 games on special teams in 2021

62 ATUNAIISA MAHE R-JR • DL • 6-1 • 310 • WEST JORDAN, UT • WEST JORDAN HS • [LINK TO BIO](#)



- Prepped at West Jordan High School, named to Deseret News 5A All-State Second Team
- Also played rugby at West Jordan
- Mission to Nuku'alofa, Tonga
- Redshirted the 2018 season
- Played in 13 games with two starts in 2019
- Member of the scout team in 2020
- Played in 12 games during the 2021 season, starting four (Arizona, No. 21 Utah, Utah State, USC)

CAREER HIGHS

Tackles	5, at SDSU ('19)
Solo	4, at SDSU ('19)
Assisted	3, at UMass ('19)
TFL	1, three times
Sacks	1, twice
QBH	1, twice
PBU	-

YEAR	GP	SOLO	AST	TOT	TFL/Y	SACKS	YDS	INT	YDS	TD	FF	FR	FRYDS	QBH	PBU
2019	13	14	8	22	3 / 16	2	15	0	0	0	0	0	0	2	0
2021	12	12	14	26	5 / 24	1	13	0	0	0	0	0	0	1	0
TOTALS	25	26	22	48	8 / 40	3	128	0	0	0	0	0	0	3	0

10 SOL-JAY MAIAVA-PETERS R-FR • QB • 6-1 • 195 • HAU'ULA, HI • ST. JOHN'S COLLEGE HS • [LINK TO BIO](#)



- Parents are Rosemary and Luaao Peters
- Has two brothers and three sisters
- Prepped at St. John's College HS in Washington, D.C.
- Led team to 9-1 finish and No. 13 national ranking in 2018
- Rated No. 23 dual-threat quarterback in the nation by 247Sports
- Played in three games in 2020
- Redshirted the 2021 season as a member of the scout team

66 SONNY MAKASINI FR • OL • 6-3 • 335 • PROVO, UT • TIMPVIEV HS • [LINK TO BIO](#)



- Parents are Sonny and Martha Makasini
- Has six siblings
- A three-star offensive lineman, ranked the No. 33 best recruit out of the state of Utah by 247Sports
- Recorded 62 pancake blocks
- Anchored an offensive line that helped Timpview average over 400 yards of offense per game

5 D'ANGELO MANDELL R-SR • DB • 6-1 • 192 • SAN DIEGO, CA • DEL NORTE HS • [LINK TO BIO](#)



- Parents are Daisy and Darrell
- Three-time All-CIF selection, also ran track at Del Norte
- Played in all 13 games in 2018 starting four
- Played in all 13 games of the 2019 season, including five starts at corner
- Played in eight games during the 2020 season, starting one
- Started all 13 games in 2021, one of just three defensive players to do so
- Career-best season with 36 total tackles and four pass breakups

CAREER HIGHS

Tackles	5x3 ('21, '19)
Solo	4x2 ('21)
Assisted	4, at Utah State ('19)
TFL	1x3 ('21, '19)
Sacks	-
QBH	1x2
PBU	1x4 ('21)

Year	GP	SOLO	AST	TOT	TFL/	NO	YDS	INT	YDS	TD	FF	FR	FRYDS	QBH	PBU
2018	13	6	3	9	0 / 0	0	0	0	0	0	0	0	0	0	0
2019	13	17	4	21	2 / 7	0	0	0	0	0	0	0	0	1	0
2020	8	2	4	6	0.5 / 0	0	0	0	0	0	0	0	0	0	1
2021	13	25	11	36	1 / 1	0	0	0	0	0	0	0	0	0	4
TOTALS	47	50	22	72	3.5 / 8	0	0	0	0	0	0	0	0	1	5

93 BLAKE MANGELSON SO • DL • 6-2 • 250 • NEPHI, UT • JUAB HS • [LINK TO BIO](#)



- Prepped at Juab High School
- Recorded 159 tackles, including 72 solo, in 30 games
- Also totaled 19 tackles for loss and 22.5 sacks for Juab
- Played in seven games during the 2021 season
- Recorded at least one tackle in four games

21 JACKSON MCCHESNEY R-SO • RB • 6-0 • 215 • HIGHLAND, UT • LONE PEAK HS • [LINK TO BIO](#)



- Parents are Meisha and Todd, has three brothers and one sister
- Mission to Concepcion, Chile
- Played in three games in 2019 and redshirted
- Set the BYU freshman record with 228 rushing yards at UMass
- Played in one game in 2020 before season-ending injury
- Played in five games during the 2021 season
- Scored the winning touchdown in BYU's 35-31 victory over USC

CAREER HIGHS

Rushes	15, at UMass ('19)
Yards	228, at UMass ('19)
Long rush	62, at UMass ('19)
Rushing TD	2, at UMass ('19)
Receptions	2, at UMass ('19)
Yards	-7, at UMass ('19)
Long reception	0, at UMass ('19)
Receiving TD	-

Year	GP	REC	YDS	Y/R	LNG	TD	ATT	YDS	Y/A	LNG	TD
2019	3	2	-7	-3.50	0	0	25	274	10.96	62	2
2020	1	0	0	0	0	0	11	56	5.09	15	1
2021	4	0	0	0	0	0	14	64	4.57	11	1
TOTALS	8	2	-7	-3.50	0	0	50	394	7.88	62	4

96 BRUCE MITCHELL FR • DL • 6-4 • 295 • KAMAS, UT • SOUTH SUMMIT HS • [LINK TO BIO](#)



- Parents are Lisa and Scott Mitchell
- Helped South Summit to back-to-back 2A state championships (2017, 2018)
- Went 33-3 in three years as a varsity player
- Totaled 76 tackles and 13 tackles for loss as a senior
- Also played basketball at South Summit
- Mission to Seattle, Washington
- Enrolled at BYU in January 2022

58 AISEA MOA FR • DL • 6-3 • 245 • NORTH OGDEN, UT • WEBER HS • [LINK TO BIO](#)



- Uncle, Carlos Nuno, played tight end for BYU (1997-99)
- Prepped at Weber High School
- A four-star recruit by 247Sports
- Rated No. 5 prospect in Utah by 247Sports
- Helped lead Weber to 6A semifinals in 2021
- Recorded 113 tackles, 15.5 sacks and two interceptions during career

89 KADE MOORE R-FR • WR • 5'11 • 180 • LEHI, UT • LEHI HS • [LINK TO BIO](#)



- Parents are Courtney and Kevin, has three brothers and three sisters
- Helped Lehi High School to 2018 state championship
- Named All-State in 2018
- Mission to Phnom Penh, Cambodia
- Played in one game in 2020
- Redshirted in 2021 as a member of the scout team

12 MALIK MOORE SR • DB • 6-1 • 190 • SAN DIEGO, CA • POINT LOMA HS • [LINK TO BIO](#)



- Parents Kizzy and Nyere
- Played running back, receiver, punt returner and defensive back at Point Loma High School
- Also ran track in high school
- Started in all 13 games in 2021, one of just three defensive players to do so
- Tied with Jakob Robison for team last in interceptions at three
- Pro Football Network All-Independent First Team Defense
- Earned bachelor's degree in 2022 in Family Life

CAREER HIGHS

Tackles	7, at Baylor ('21)
Solo	5, at Baylor ('21)
Assisted	2x6
Interceptions	1x5
QBH	-
PBU	2, at Wazzu ('21)

YEAR	GP	SOLO	AST	TOT	TFL/Y	SACKS	YDS	INT	YDS	TD	FF	FR	FRYDS	QBH	PBU
2018	13	2	1	3	0 / 0	0	0	1	1	0	0	0	0	0	0
2019	12	10	4	14	0 / 0	0	0	0	0	0	0	0	0	0	0
2020	5	4	2	6	0 / 0	0	0	1	0	0	0	0	0	0	0
2021	13	20	12	32	0 / 0	0	0	3	23	0	0	0	0	0	3
TOTALS	43	36	19	55	0 / 0	0	0	5	24	0	0	0	0	0	0

12 PUKA NACUA JR • WR • 6-2 • 205 • PROVO, UT • WASHINGTON • [LINK TO BIO](#)



- Parents are Penina and the late Lionel Nacua
- Younger brother of former BYU football players Isaiah, Kai and Samson Nacua
- Prepped at Orem High School, playing football and basketball
- Was the 2018 Utah Gatorade Player of the Year and named Utah's "Mr. Football" by Deseret News
- Played in 11 games in two seasons at Washington, tallying 16 receptions for 319 yards and three touchdowns
- Played in 12 games during the 2021 season, starting the last seven (beginning at Baylor)
- Led the Cougars in receiving yards with 43 catches for 805 yards and six touchdowns

Year	GP	REC	YDS	Y/R	LNG	TD	ATT	YDS	Y/A	LNG	TD
2021	12	43	805	18.72	55	6	14	148	10.57	28	0
TOTALS	12	43	805	18.72	55	6	14	148	10.57	28	0

94 JOHN NELSON SO • DL • 6-4 • 275 • SPANISH FORK, UT • SALEM HILLS HS • [LINK TO BIO](#)



- A three-star recruit by ESPN and 247Sports
- Played both offensive and defensive line for Salem Hills
- Named to the Deseret News 5A All-State First Team
- Played in all 13 games in 2021, one of just 26 players to do so
- Recorded at least one tackle in nine games
- Season and career-bests two tackles, 0.5 tackles for loss and 1.5 sacks vs. Virginia

39 JAKE OLDROYD R-JR • K/P • 6-1 • 195 • SOUTHLAKE, TX • CARROLL HS • [LINK TO BIO](#)



- Kicked game-winning 33-yard FG as a freshman in 2016 season opener at Arizona
- Mission to Osorno, Chile
- Played in all 13 games in 2019, handling the majority of punting and kicking duties
- Made BYU's first 50-yard FG since 2006 (54 vs. Washington)
- 2020 All-American (Second Team, The Athletic; Third Team, AP and Phil Steele)
- Perfect 13-13 field goals in 2020 - the second-most by an FBS kicker without a miss
- Played in 10 games as a kicker and place kicker in 2021, going 9-of-13 on field goals

CAREER HIGHS

Field Goals Made	3, three times ('19)
Field Goals Attempted	4, twice
Long Field Goal	54x2
PATs made	9, NAU ('20)
PATs attempted	9, NAU ('20)
Points scored	13, @ Navy ('20)
Punts	5, Boise State ('19)
Punt yards	201, at Tennessee ('19)
Long Punt	56, three times
Inside the 20	3, at Hawai'i ('19)


Year	GP	NO	YDS	AVG	TB	OB	FGM	FGA	PCT	LNG	BLK	XPM	XPA	PCT	PTS
2016	3	5	230	46.00	1	0	3	4	75.00	43	1	1	1	100.00	10
2019	13	4	217	54.25	0	0	16	24	66.67	54	0	40	41	97.56	88
2020	11	86	5116	59.49	47	0	13	13	100.00	54	0	60	62	96.77	99
2021	10	61	3726	61.13	35	1	9	13	69.23	49	0	42	43	97.67	69
TOTALS	37	156	9292	59.56	83	1	41	54	75.93	54	1	143	147	97.28	266

70 CONNOR PAY SO • OL • 6-5 • 312 • HIGHLAND, UT • LONE PEAK HS • [LINK TO BIO](#)



- Parents are Jeana and Garry
- Father, Garry, played offensive line at BYU (1986, 89-92)
- Mission to Washington D.C.
- Played in eight games in 2020
- Played in all 13 games in 2021, one of 26 players to do so
- Stepped in for injured center James Empey to start at center over the final five games
- Also started five games at right guard

63 ISAIAH PEREZ FR • DL • 6-3 • 265 • OTHELLO, WA • OTHELLO HS • [LINK TO BIO](#)



- A three-star recruit by 247Sports
- Left Othello as two-time all-state defensive lineman and first ever three-time 2A state wrestling heavyweight champion
- Named to All-League First Team as a junior for both running back and defensive end
- Also named the league defensive MVP as a junior
- Mission to Sau Paulo, Brazil
- Enrolled at BYU in January 2022

99 CASH PETERMAN FR • K • 6-0 • 200 • CHANDLER, AZ • CHANDLER HS • [LINK TO BIO](#)



- Prepped at Chandler High School
- Went 147-for-154 on point after attempts in 23 games
- Was also 7-for-10 on field goal attempts, with a long of 45 yards
- Played in one game during the 2021 season (vs. Idaho State)
- Recorded two kickoffs for 130 yards (average of 65 yards)

41 KEENAN PILI R-JR • LB • 6-3 • 233 • PROVO, UT • TIMPVIEV HS • [LINK TO BIO](#)



- Brother of former BYU defensive lineman Trajan Pili
- Redshirted the 2016 season as a member of the scout team
- Played in 11 games in 2019, with one start against USC
- Named Second Team All-Independent in 2020
- Named Boca Raton Bowl Defensive MVP after BYU's 49-23 win over UCF
- Team captain in 2021, started first three games before suffering a season-ending injury
- Recorded a career-high 17 tackles in BYU's 24-16 win over Arizona at Allegiant Stadium

CAREER HIGHS

Tackles	17, vs. Arizona ('21)
Solo	10, vs. Arizona ('21)
Assisted	7x2 ('21, '20)
TFL	2, vs. Arizona State ('21)
Sacks	1x2 ('21, '19)
FR	1, @ BSU ('20)
PBU	1x3

YEAR	GP	SOLO	AST	TOT	TFL/Y	SACKS	YDS	INT	YDS	TD	FF	FR	FRYDS	QBH	PBU
2019	11	17	8	25	1.5 / 9	1	8	0	0	0	0	0	0	0	2
2020	10	35	37	72	2 / 6	0	0	0	0	0	0	1	0	1	1
2021	3	14	17	31	3.5 / 16	1	12	0	0	0	0	0	0	1	0
TOTALS	24	66	62	128	7 / 31	2	20	0	0	0	0	1	0	2	3

99 ALEMA PILIMAI R-JR • DL • 6-4 • 260 • TUSTIN, CA • TUSTIN HS • [LINK TO BIO](#)



- Parents Sunsue and Vanu
- A three-start prospect by ESPN, Scout, Rivals and 247Sports
- No. 9 outside linebacker in California
- Played in five games at tight end in 2016
- Mission to Guam, Micronesia
- Member of the scout team in 2020
- Played in one game in 2021, recording first career tackle in BYU's 59-14 win over Idaho State

10 MORGAN PYPER R-JR • LB • 6-2 • 220 • IDAHO FALLS, ID • HILLCREST HS • [LINK TO BIO](#)



- Parents are Darla and Lon, Has four brothers and one sister
- High Country Conference Player of the Year at Hillcrest HS
- Also ran track and played basketball
- Mission to Milan, Italy
- Redshirted the 2018 season as a member of the scout team
- Played in fives games in 2019 and all 12 games in 2020
- One of 26 players to play in all 13 games, recording at least one tackle in eight games

CAREER HIGHS

Tackles	7x2 ('21)
Solo	4x2 ('21)
Assisted	3x3 ('21)
TFL	0.5, @ Utah State ('21)
Sacks	-
QBH	-
PBU	-

24 RYAN REHKOW SO • P • 6-6 • 232 • VERADALE, WA • CENTRAL VALLEY HS • [LINK TO BIO](#)



- Parents are Kim and Freddie, has three brothers
- Mission to London, England
- Named 2020 Phil Steele All-Independent First Team punter
- Played in all 13 games in 2021 at punter and holder, one of 26 players to do so
- Pro Football Network Independent Punter of the Year, Pro Football Network All-Independent First Team Special Teams and Phil Steele All-Independent First Team Special Teams
- Set a new BYU modern-day record with an 83-yard punt in BYU's 27-17 win over No. 19 Arizona State

CAREER HIGHS

Punts	6, vs. Arizona State ('21)
Punt yards	317, vs. Arizona State ('21)
Long Punt	83, vs. Arizona State ('21)
Inside the 20	3x5 ('21, '20)
50+	4x2 ('21)

Year	GP	Punt	YDS	AVG	LNG	IN20	50+	FC	TB	BLK
2020	12	28	1264	45.14	61	16	8	14	1	0
2021	13	40	1943	48.58	83	16	19	10	6	0
TOTALS	25	68	3207	47.16	83	32	27	24	7	0

83 ISAAC REX R-SO • TE • 6-6 • 247 • SAN CLEMENTE, CA • SAN CLEMENTE HS • [LINK TO BIO](#)



- Father, Byron, was an All-American tight end and two-time All-WAC selection at BYU
- 2020 Freshman All-American by the Athletic and Phil Steele All-Independent First Team
- Tied for No. 1 in the nation with All-American Kyle Pitts (Florida) with 12 receiving touchdowns and 72 points scored by a tight end
- Ranked No. 3 nationally in receiving touchdowns among all positions
- Ranked No. 1 in the nation among freshman tight ends in receptions (37), receiving yards (429) and receiving touchdowns (12)

CAREER HIGHS

Receptions	5x4
Yards	96, UCF ('20)
Long reception	36, UCF ('20)
Receiving TD	2x5

Year	GP	REC	YDS	Y/R	LNG	TD
2019	3	1	23	23.00	23	0
2020	12	37	429	11.59	36	12
2021	12	18	191	10.61	20	3
TOTALS	27	56	643	11.48	36	15

18 GUNNER ROMNEY SR • WR • 6-3 • 195 • CHANDLER, AZ • CHANDLER HS • [LINK TO BIO](#)



- Parents are Jeni and Cade
- Younger brother of former BYU quarterback Baylor Romney
- Second on the team in receiving yards with 767 on 39 catches with two touchdowns
- Had four games with 100+ receiving yards including against Navy (134), Troy (138) LA Tech (101) and Boise State (133) in 2020
- Played in and started 10 games in 2020, finishing the season as the team's third-leading receiver
- Named to Pro Football Network's First Team All-Independent Offense

CAREER HIGHS

Receptions	7, LA Tech ('20)
Yards	138, Troy ('20)
Long reception	59, Boise State ('21)
Receiving TD	1x9

Year	GP	REC	YDS	Y/R	LNG	TD
2018	9	13	162	12.46	26	2
2019	13	31	377	12.16	43	2
2020	10	39	767	19.67	52	2
2021	10	34	594	17.47	59	3
TOTALS	42	117	1990	16.24	59	9

7 HINCKLEY ROPATI JR • RB • 5-10 • 210 • DOWNEY, CA • CERRITOS COLLEGE • [LINK TO BIO](#)



- Parents are Pologa and Lina Folau Ropati, second of seven children
- Prepped at Cerritos College and Downey High School
- Rushed for 647 yards on 109 carries with 10 touchdowns in the 2019 season
- Did not see action in 2020 due to a season-ending injury in fall camp
- Played in five games during the 2021 season
- Recorded first carries of BYU career in 59-14 win over Idaho State

59 JOSHUA SINGH R-FR • DL • 6-0 • 275 • OREM, UT • OREM HS • [LINK TO BIO](#)




- Prepped at Orem High School
- Recorded 100 tackles, including 48 solo, in 20 games
- Also tallied 30 tackles for loss, 26.5 sacks and 20 quarterback hurries
- Redshirted the 2021 season after playing in one game (vs. Idaho State)

26 ETHAN SLADE R-FR • DB • 6-0 • 190 • OREM, UT • OREM HS • [LINK TO BIO](#)



- Prepped at Orem High School
- Recorded 96 tackles, including 50 solo, six tackles for loss, 1.5 sacks and one forced fumble
- Led the state (4A) in interceptions and helped Orem to back-to-back state titles
- Also played basketball at Orem
- Mission to Santiago, Chile
- Redshirted the 2021 season after playing two games (vs. Arizona, vs. Idaho State)

37 JUSTEN SMITH R-FR • K/P • 6-2 • 195 • SANDY, UT • BRIGHTON HS • [LINK TO BIO](#)



- Parents are Tennille and Courtney, has one brother and one sister
- Prepped at Brighton High School where he played football, basketball and soccer
- First-Team All-State and All-Region, named Special Teams 5A Player of the Year
- Mission to Buenos Aires, Argentina
- Played in one game during the 2020 season
- Redshirted the 2021 season after playing in four games (vs. Arizona, vs. No. 19 Arizona State, vs. South Florida, vs. Idaho State)
- Went 2-for-3 on field goals and recorded 18 kickoffs for an average of 62.4 yards, with six touchbacks

78 KINGSLEY SUAMATAIA FR • OL • 6-6 • 330 • OREM, UT • OREGON • [LINK TO BIO](#)

- Parents are Leroy and Tamara
- Rated one of the top offensive tackles in the country (No. 5 by Rivals, No. 6 by 247Sports and No. 11 by ESPN)
- Helped Orem High School to four consecutive state championships (2017-20) with a 16-0 state playoff record
- Played in one game for Oregon in 2021

98 GABE SUMMERS

R-JR • DL • 6-2 • 295 • SARATOGA SPRINGS, UT • WESTLAKE HS • [LINK TO BIO](#)



- Parents are Irene and Hyrum, has three sisters
- Prepped at Westlake High School
- Mission to Dallas, Texas
- A member of the scout team in 2018
- Played in six games in 2019
- Saw action in all 12 games during the 2020 season, with two starts
- One of 26 players to play all 13 games in 2021, starting 10

CAREER HIGHS

Tackles	4x3 ('21, '20)
Solo	2x8
Assisted	4, vs. Arizona ('21)
TFL	1x4
Sacks	1x2
QBH	1x5

Year	GP	SOLO	AST	TOT	TFL/	NO	YDS	INT	YDS	TD	FF	FR	FRYDS	QBH	PBU
2019	6	5	3	8	1 / 2	0	0	0	0	0	0	0	0	0	0
2020	12	7	8	15	3 / 23	2	17	0	0	0	0	0	0	2	0
2021	13	12	12	24	1 / 5	0	0	0	0	0	0	0	0	3	0
TOTALS	31	24	23	47	5 / 30	2	17	0	0	0	0	0	0	5	0

47 PEPE TANUVASA

R-SR • LB • 6-1 • 245 • TIGARD, OR • NAVY • [LINK TO BIO](#)



- Michael and Tamara
- Father played football at Hawai'i
- Lettered in rugby and football at Tigard HS
- Played in 13 games in 2018 at Navy, posting 32 tackles
- Redshirted the 2019 season as a member of the scout team due to NCAA transfer rules
- Played in all 12 games in 2020, earned first start for BYU in season opener (Navy) against former team
- One of 26 players to play in all 13 games, starting nine, finishing the season as fifth-leading tackler

CAREER HIGHS

Tackles	8 @ Navy, '20
Solo	7, vs. South Florida ('21)
Assisted	4x2 ('21, '20)
TFL	1.5, vs UAB ('21)
Sacks	1x3 ('21, '20)
QBH	2, at Baylor ('21)
PBU	2, Troy ('20)

Year	GP	SOLO	AST	TOT	TFL/Y	SACKS	YDS	INT	YDS	TD	FF	FR	FRYDS	QBH	PBU
2020	12	12	12	24	1 / 1	1	1	0	0	0	0	0	0	3	3
2021	13	23	19	42	7 / 35	3	28	1	16	0	0	0	0	3	0
TOTALS	25	35	31	68	8 / 36	4	29	1	16	0	0	0	0	6	3

51 ALDEN TOFA

R-SR • DL • 6-4 • 272 • WEST JORDAN, UT • WEST JORDAN HS • [LINK TO BIO](#)



- Parents are Mele and Samulea, has two siblings
- Prepped at West Jordan High School, recording 161 career tackles
- Also played rugby at West Jordan
- Tallied first career fumble recovery against McNeese State in 2018
- Played in 10 games during the 2019 season
- Saw action in 10 of 12 games in 2020
- Played in seven games during the 2021 season

31 MAX TOOLEY

R-JR • LB • 6-2 • 215 • BOUNTIFUL, UT • BOUNTIFUL HS • [LINK TO BIO](#)



- Prepped at Bountiful High School where he was named to Deseret News 4A All-State team
- Played in all 13 games in 2019
- Helped strong BYU defense in 2020 rank No. 4 in scoring defense (15.3), No. 12 in total defense (317.4), No. 19 in rushing defense (119.9) and No. 24 in passing defense (197.5)
- Played in 12 games during the 2021 season, starting six
- Finished the season as the Cougars' second-leading tackler with 68 (37 solo, 4.5 for loss, a sack and an interception)

CAREER HIGHS

Tackles	9, Liberty ('19)
Solo	6, USC ('19)
Assisted	4, x4
TFL	1.5, Texas State ('20)
Sacks	-
QBH	2, UCF ('20)
PBU	1, x2
Interceptions	1x2

Year	GP	SOLO	AST	TOT	TFL/	NO	YDS	INT	YDS	TD	FF	FR	FRYDS	QBH	PBU
2018	4	1	1	2	0 / 0	0	0	0	0	0	0	0	0	0	0
2019	13	29	19	48	2 / 5	0	0	1	33	0	0	0	0	0	1
2020	12	24	20	44	3 / 4	0	0	1	0	0	0	0	0	3	1
2021	12	37	31	68	5.5 / 20	1	1	1	0	0	0	0	0	0	3
TOTALS	41	91	71	162	10.5 / 29	1	1	3	33	0	0	0	0	3	5

91 EARL TUOTI-MARINER R-SR • DL • 6-4 • 288 • TOPEKA, KS • WASHBURN RURAL HS • [LINK TO BIO](#)



- Has two siblings, cousin of Jeddy Tuiloma and former BYU DL Travis Tuiloma
- Prepped at Washburn Rural High School, where he was ranked the No. 15 overall prospect by ESPN
- Mission to Cape Town, South Africa
- Played in all 13 games in 2018, starting two
- Played in six games in 2019 and 10 games in 2020
- One of 26 players to play in all 13 games in 2021, starting 12
- Career-best season with 25 tackles, one sack and one quarterback hurry

CAREER HIGHS

Tackles	7, vs. Utah ('21)
Solo	2 xs ('21, '20)
Assisted	5, vs. Utah ('21)
TFL	1x2 ('21, '19)
Sacks	1, vs. Arizona State ('21)
QBH	1, vs. Utah State ('21)

YEAR	GP	SOLO	AST	TOT	TFL/Y	SACKS	YDS	INT	YDS	TD	FF	FR	FRYDS	QBH	PBU
2018	13	5	4	9	0 / 0	0	0	0	0	0	0	0	0	0	0
2019	6	3	1	4	0 / 0	0	0	0	0	0	0	0	0	0	0
2020	10	7	4	11	2 / 14	2	14	0	0	0	0	0	0	0	0
2021	13	6	19	25	2 / 13	1	11	0	0	0	0	0	0	1	0
TOTALS	42	21	28	49	4 / 27	3	25	0	0	0	0	0	0	1	0

52 JOE TUKUAFU R-SR • OL • 6-4 • 301 • GLENDALE, UT • EAST HS • [LINK TO BIO](#)



- Parents are Melini and Pasa, is the youngest of four children
- Recorded over 700 receiving yards and caught eight touchdowns as a senior tight end at East HS
- Mission to Cordoba, Argentina
- Redshirted in 2018
- Played in four games in 2019, including one start at tight end before moving to offensive line
- Saw action in nine games in 2020, starting four
- Played in 12 games during the 2021 season, starting nine

7 GEORGE UDO JR • DB • 6-1 • 200 • ANTIOCH, CA • BEREAN CHRISTIAN HS • [LINK TO BIO](#)



- Mom is Christiana, has four siblings
- A three-star recruit by 247Sports and ESPN
- Played football and ran track at Berean Christian
- Played in eight games as a true freshman in 2018
- Saw action in 11 games in 2020, starting three (vs. Troy, vs. Western Kentucky, at No. 21 Boise State)
- Played in five games during the 2021 season

13 MASEN WAKE JR • FB/TE • 6-1 • 250 • CEDAR HILLS, UT • LONE PEAK HS • [LINK TO BIO](#)



- Had back-to-back 1,000-yard rushing seasons, also played linebacker at Lone Peak
- Saw action in 12 games in 2019 as a true freshman with two starts (at Tennessee, vs. Boise State)
- Played in all 12 games during the 2020 season, starting six
- Totaled eight receptions for 114 yards for an average of 14.25 yards per catch
- Played in 11 games in 2021, starting four
- Career-best season with 14 receptions for 148 yards and a touchdown

CAREER HIGHS

Rushes	2 vs. Troy ('20)
Yards	11 vs. Troy ('20)
Long rush	10 vs. Troy ('20)
Rushing TD	2 vs. Troy ('20)
Receptions	3 @ Houston ('20)
Yards	42 @ Houston ('20)
Long reception	26 vs. Texas State
Receiving TD	1 @ Houston

Year	GP	REC	YDS	Y/R	LNG	TD	ATT	YDS	Y/A	LNG	TD
2019	12	0	0	0	0	0	3	6	2.00	4	0
2020	12	8	114	14.25	26	1	5	15	3.00	10	2
2021	11	14	148	10.57	36	1	3	8	2.67	7	0
TOTALS	35	22	262	11.91	36	2	11	29	2.64	10	2

28 TANNER WALL R-FR • WR • 6-1 • 190 • ARLINGTON, VA • YORKTOWN HS • [LINK TO BIO](#)



- Prepped at Yorktown High School, tallying 55 receptions for 857 yards and 17 touchdown as a senior, totaling 1,650 all-purpose yards
- Recorded 131 tackles, including nine for loss, two interceptions and eight pass breakups
- Named 6A Liberty Conference Player of the Year
- Also played baseball at Yorktown
- Redshirted the 2021 season after playing in two games (at Baylor, at Washington State)

79 BEN WARD R-SO • OL • 6-5 • 275 • WASHINGTON, D.C. • DALLASTOWN HS • [LINK TO BIO](#)



- Prepped at Dallastown High School, recording 24 receptions for 342 yards and five touchdowns in 19 games
- Played on the defensive side of the ball as well, tallying 69 tackles, including 37 solo
- Also played basketball and volleyball at Dallastown
- Redshirted in 2018 as a member of the scout team
- Was also a member of the scout team during the 2021 season

96 CARTER WHEAT R-SO • TE • 6-4 • 236 • MESA, AZ • RED MOUNTAIN HS • [LINK TO BIO](#)



- Parents are Warren and Sheri
- Father played offensive line at BYU and also in the NFL
- A three-star tight end by 247Sports
- Played in three games in 2019 as a true freshman before redshirting
- Saw action in 10 games during the 2021 season, starting four (vs. Troy, La. Tech, UTSA, Texas State)
- Played in five games during the 2021 season

CAREER HIGHS

Receptions	2, Louisiana Tech ('20)
Yards	30, Louisiana Tech ('20)
Long reception	25, North Alabama ('20)
Receiving TD	1, Louisiana Tech ('20)

49 PAYTON WILGAR R-JR • LB • 6-3 • 235 • ST. GEORGE, UT • DIXIE HS • [LINK TO BIO](#)



- Parents are Dana and Misti, wife is Christine
- Father, Dana, played football for BYU from 1973-76
- Prepped at Dixie High School, playing football and basketball
- Redshirted after three games in 2018
- Started 12 of 13 games at linebacker in 2019
- Named Second Team All-Independent in 2020
- Played in and started 10 games during the 2021 season, finishing at BYU's third-leading tackler

CAREER HIGHS

Tackles	10, Washington ('19)
Solo	6x3 ('21, '19)
Assisted	4, twice
TFL	1.5, at SDSU ('19)
Sacks	-
QBH	-
PBU	1, USC ('19)
Interceptions	1, three times

Year	GP	SOLO	AST	TOT	TFL/	NO	YDS	INT	YDS	TD	FF	FR	FRYDS	QBH	PBU
2018	4	1	1	2	0 / 0	0	0	0	0	0	0	0	0	0	0
2019	13	29	19	48	2 / 5	0	0	1	33	0	0	0	0	0	1
2020	12	24	20	44	3 / 4	0	0	1	0	0	0	0	0	3	1
2021	10	29	28	57	7 / 21	1	12	2	24	0	1	0	0	1	4
TOTALS	39	95	75	170	16.5 / 40	1	12	5	50	0	2	0	0	6	9

34 JOSH WILSON SO • LB • 6-0 • 215 • DRAPER, UT • CORNER CANYON HS • [LINK TO BIO](#)



- Parents are Lisa and Michael, has three brothers and two sisters
- Younger brother of former BYU QB Zach Wilson
- 6A Defensive Player of the Year and two-time 6A All-State First Team at Corner Canyon
- Saw action in eight games in 2020, tallying five total tackles
- Played in eight games during the 2021 season, recording two solo tackles and a pass breakup

FOOTBALL STAFF	
Kalani Sitake	Head Football Coach
Assistant Coaches	
Ed Lamb	Assistant Head Coach, Safeties, Special Teams Coordinator
Ilaisa Tuiaki	Defensive Coordinator, Defensive Line
Aaron Roderick	Offensive Coordinator, Quarterbacks
Fesi Sitake	Passing Game Coordinator, Wide Receivers
Steve Clark	Tight Ends
Kevin Clune	Linebackers
Darrell Funk	Offensive Line
Jernaro Gilford	Cornerbacks
Preston Hadley	Defensive Ends/Hybrids
Harvey Unga	Running Backs
Analysts and Graduate Assistants	
Tyson McDaniel	Offensive Analyst
Matt Mitchell	Offensive Analyst
Al Pupunu	Offensive Analyst
Randy Coy, Jr.	Defensive Analyst
Vince Feula	Defensive Analyst
Gavin Fowler	Defensive and Special Teams Analyst
Jordan Howard	Offensive Graduate Assistant
Spencer Patterson	Offensive Graduate Assistant
Kyle Griffiths	Defensive Graduate Assistant
DJ Williams	Defensive Graduate Assistant
Strength and Conditioning Coaches	
Nu'u Tafisi	Director of Football Strength and Conditioning
Justin McClure	Football Strength and Conditioning Coach
Kalani Simeona	Football Strength and Conditioning Coach
Dalton Elliott	Assistant Football Strength and Conditioning Coach
Spencer Reid	Assistant Football Strength and Conditioning Coach
Training Staff	
Steve Pincock	Head Football Trainer
Brett Mortensen	Sports Medicine Rehab Coordinator
Administrative Support Staff	
Jon Swift	Chief of Staff
Billy Nixon	Director of Football Operations
Justin Anderson	Director of Player Personnel
Brandon Bradley	Director of Campus Experience
Jack Damuni	Director of Football Relations
Mike Hall	Director of Player Development
Josh Hewitt	Director of Equipment Operations for Football
Kurt Hunsaker	Director of Compliance for Football
Dan Wilcox	Director of Football Sports Performance Nutrition
Brayden Woodall	Football Video and Technology Coordinator
Christiana Molifua Roberts	Executive Assistant to the Head Coach
Clay Aucoin	Financial Assistant
Jasen Ah You	Assistant AD for Football Academics
Sandy Thomas	Academic Advisor



KALANI SITAKE

Head Coach - **Field**

(kah-Lah-nee See-Tah-kay)



ED LAMB

Assistant Head Coach/S/
Special Teams Coordinator - **Booth**



AARON RODERICK

Offensive Coordinator/QB - **Booth**



ILAIISA TUIAKI

Defensive Coordinator/DT - **Booth**

(ee-LIE-suh Too-ee-ah-kee)



FESI SITAKE

Pass Game Coordinator/WR - **Field**



DARRELL FUNK

Offensive Line - **Field**



STEVE CLARK

Tight ends - **Booth**



KEVIN CLUNE

Linebackers - **Field**

(Fess-ee See-Tah-kay)



HARVEY UNGA

Running Backs - **Field**

(OO-n-gah)



JERNARO GILFORD

Cornerbacks - **Field**

(Jer-nar-oh)



PRESTON HADLEY

Defensive Ends - **Booth**



NU'U TAFISI

Strength and Conditioning

(New-oo Tah-fee-see)

KALANI SITAKE

BYU HEAD FOOTBALL COACH

Kalani Sitake (pronounced kah-lah-nee see-tah-kay) enters his seventh season overseeing the BYU football program in 2022. He was named head coach on December 19, 2015 by director of athletics Tom Holmoe and in November 2019 received a contract extension through the 2023 season. After the 2021 regular season, BYU inked Sitake to a new contract running through the 2027 season.

Sitake was named to an Eddie Robinson Coach of the Year Award Finalist and George Munger Collegiate Coach of the Year Award Semifinalist for the second consecutive year in 2021. Facing one of its toughest schedules ever, BYU went 6-1 against Power 5 conference opponents in 2021 to finish 10-3 overall and record back-to-back top-20 rankings for the first time since 2006 and 2007. BYU Athletics also formally received and accepted an invitation during the season to join the Power 5 ranks as a member of the Big 12 Conference, starting in 2023.

On the field in 2021, BYU demonstrated the improving strength and maturity of the program under Sitake. Coming off an 11-1 season in 2020 that saw 13 players leave for the NFL, including five draft selections led by No. 2 overall pick Zach Wilson, and offensive coordinator Jeff Grimes and offensive line coach Eric Mateos departing for Baylor, Sitake promoted Aaron Roderick to offensive coordinator and Fesi Sitake to passing game coordinator while hiring Kevin Clune to coach linebackers and Darrell Funk to coach offensive line. The team didn't miss a beat and responded in 2021 with BYU's first consecutive double-digit victory seasons since 2008 and 2009 against one of the program's most challenging schedules. Sitake's team finished just out of the New Year's Six bowl consideration and earned a No. 19 final ranking to boast the program's first back-to-back top-20 rankings since 2006 and 2007.

Starting his 22nd overall season as a coach in 2022, Sitake leads the program he once played for under Hall of Fame coach LaVell Edwards. A former Cougar running back (1994, 1997-2000), Sitake is the 14th head coach in BYU history and just the fourth since 1972, when Edwards took over the program. Sitake is the first former player under Edwards to be named head coach at BYU.

Sitake returned to his alma mater from Oregon State, where he served as assistant head coach and defensive coordinator in 2015 under head coach Gary Andersen. Sitake took the helm at BYU after 15 years in the college coaching profession, which included seven seasons serving as a defensive coordinator and four years as an assistant head coach.

Prior to Oregon State, Sitake spent 10 seasons at the University of Utah under head coach Kyle Whittingham, also a former Cougar. Sitake started at Utah in 2005 as the linebackers coach and was promoted to defensive coordinator in 2009 before also being named assistant head coach in 2012. While at Utah, Sitake coached several Pac-12 and Mountain West Conference honorees, including Morris Trophy winners Star Lotulelei (2011) and Nate Orchard (2014). He also helped 14 players who became NFL Draft picks during his time in Salt Lake City, coaching 12 all-league players and three freshmen All-Americans. He helped the Utes win seven of eight bowl games during his tenure.

During his coaching career, Sitake has helped mentor 28 NFL Draft picks. Most recently, BYU had five players selected in the 2021 draft, highlighted by No. 2 overall pick Zach Wilson. The talented quarterback Sitake recruited and saw develop in three seasons in his program into a top pick was selected by the New York Jets. Left tackle Brady Christensen went in the third round to the Carolina Panthers while receiver Dax Milne (Washington), defensive tackle Khyiris Tonga (Chicago) and defensive back Chris Wilcox (Tampa Bay) were each seventh-round selections.

Other recent BYU players drafted include linebackers Sione Takitaki (2019 third round by the Cleveland Browns), Fred Warner (2018 third round by the San Francisco 49ers), and running back Jamaal Williams (2017 fourth round by the Green Bay Packers). Takitaki has made an impact on the field to help Cleveland's resurgence, while Williams, who finished his BYU career as the school's all-time leading rusher after averaging the nation's fifth-best per-game totals at 137.5 yards per outing for Sitake's Cougars in 2016, has been a regular on the field for the Packers and now the Lions. Warner, meanwhile, completed a standout career at BYU to become an immediate starter in the NFL, where he has earned All-Pro recognition and helped lead the 49ers to Super Bowl LIV in 2020 and NFC championship game in 2022.

Sitake has coached in 13 bowl games and been on the winning side in 10 matchups, including a 3-2 postseason record as a head coach. The Cougars defeated Josh Allen-led Wyoming 24-21 in the 2016 Poinsettia Bowl in San Diego and dominated Western Michigan 49-18 in the 2019 Famous Idaho Potato Bowl before dropping a close 38-34 contest in the 2019 SoFi Hawai'i Bowl to a 10-win Hawai'i Rainbow Warriors' team playing on their home field. BYU dominated future Big 12 mate UCF, 49-23, to finish an 11-1 season in 2020 at the Boca Raton Bowl before suffering a 31-28 setback vs. UAB in the 2021 Independence Bowl to finish 10-3 and No. 19 in the nation.

Sitake began his coaching career in 2001 as the defensive backs and special teams coach at Eastern Arizona before becoming a defensive graduate assistant at BYU in 2002 under Gary Crowton. Sitake then joined the staff at Southern Utah where he coached running backs, tight ends and offensive line during the 2003 and 2004 seasons.

As a player, Sitake came to BYU in 1994 prior to serving a two-year mission for The Church of Jesus Christ of Latter-day Saints to Oakland, California. After returning and redshirting in 1997, he was a three-year starter at fullback for the Cougars from 1998-2000 under Edwards. A team captain as a senior, Sitake's last game as a player was also the last game coached by the legendary Edwards, a great mentor for Sitake.

Sitake was named BYU's Football Scholar Athlete of the Year in 1998, Impact Player of the Year in 1999, and team captain and the most valuable running back in 2000. He signed a free agent contract with the Cincinnati Bengals in 2001, but was forced to retire due to an injury.

Born in Nuku'alofa, Tonga, and raised in Laie, Hawai'i and Provo, Utah, Sitake is the nation's first FBS head football coach of Tongan descent. He graduated from BYU in 2000 with a bachelor's degree in English. Sitake and his wife Timberly have three children, Skye, Sadie and Kelaokalani (KK).



NOTABLES

- 29 NFL Draft picks
- 13 bowl games
- 7 Freshman All-Americans

NFL DRAFT PICKS

- Zach Wilson (1st Rd (2nd overall, New York)
- Star Lotulelei (1st Rd, Carolina)
- Koa Misi (2nd Rd, Miami)
- Eric Rowe (2nd Rd, Philadelphia)
- Nate Orchard (2nd Rd, Cleveland)
- Paul Kruger (2nd Rd, Baltimore)
- Sean Smith (2nd Rd, Miami)
- Eric Weddle (2nd Rd, San Diego)
- Brady Christensen (3rd Rd, Carolina)
- Fred Warner (3rd Rd, San Francisco)
- Jeremiah Poutasi (3rd Rd, Tennessee)
- Sione Takitaki (3rd Rd, Cleveland)
- Jamaal Williams (4th Rd, Green Bay)
- Keith McGill (4th Rd, Oakland)
- Paul Soliai (4th Rd, Miami)
- Tyler Allgeier (5th Rd, Atlanta)
- Treston Decoud (5th Rd, Houston)
- Robert Johnson (5th Rd, Tennessee)
- Stevenson Sylvester (5th Rd, Pittsburgh)
- Brandon Burton (5th Rd, Minnesota)
- Spencer Toone (5th Rd, Tennessee)
- Brice McCain (6th Rd, Houston)
- Kaelin Clay (6th Rd, Tampa Bay)
- Khyiris Tonga (7th Rd, Chicago)
- Chris Wilcox (7th Rd, Tampa Bay)
- Dax Milne (7th Rd, Washington)
- R.J. Stanford (7th Rd, Carolina)
- Joe Kruger (7th Rd, Philadelphia)
- Trevor Reilly (7th Rd, New York Jets)

PLAYING CAREER

- 1994, 1997-2000 BYU fullback
- Team captain 2000
- Signed with Cincinnati Bengals in 2001

EDUCATION/FAMILY

- Bachelor of Arts - English (2000)
- Married to Timberly Fiddle
- 3 children: Skye, Sadie, Kelaokalani
- Birthplace: Nuku'alofa, Tonga
- Hometown: Laie, Hawai'i and Provo, Utah
- Mission: Oakland, California

SITAKE COACHING LEDGER			SITAKE COACHING EXPERIENCE		
YEAR	OVERALL	BOWL	YEAR	BYU	POSITION
2016	9-4	Poinsettia Bowl vs. San Diego State (W)	2016-	BYU	Head Coach
2017	4-9	—	2015	Oregon State	Assistant HC/DC
2018	7-6	Potato Bowl vs. Western Michigan (W)	2012-14	Utah	Assistant HC/DC/Linebackers
2019	7-6	Hawai'i Bowl vs. Hawai'i (L)	2009-12	Utah	Def. Coordinator/LB
2020	11-1	Boca Raton Bowl vs. UCF (W)	2005-08	Utah	Linebackers
2021	10-3	Independence Bowl vs. UAB (L)	2004	Southern Utah	Offensive Line/TE
Total	48-29	2-1	2003	Southern Utah	Running Backs/TE
			2002	BYU	GA-Defense
			2001	Eastern Arizona	Defensive Backs/Sp. Teams

ED LAMB ASSISTANT HEAD COACH • SAFETIES • SPECIAL TEAMS COORDINATOR



PLAYING EXPERIENCE

- BYU: 1994-96
- RICKS COLLEGE: 1993-94

EDUCATION

- BYU (1996): B.A. Education
- REDLANDS (1998): M.A. Education Counseling

FAMILY

- Wife is Sarah and they have three daughters: Anna, Amelia and Summer, and one son, Edward

COACHING EXPERIENCE

- **BYU:** Assistant head coach, special teams coord. (2016-present), safeties (2016-17, 21-present), linebackers (2018-20)
- **SOUTHERN UTAH:** Head coach (2008-15)
- **SAN DIEGO:** Defensive backs, special teams & recruiting coordinator (2005-07)
- **IDAHO:** Defensive coordinator (2003-04)
- **BYU:** Defensive graduate Assistant - linebackers (2001)
- **REDLANDS:** Defensive coordinator (1998-00), defensive line (1997)

COACHING HIGHLIGHTS

- Punt team ranked No. 4 in punting, averaging 48.6 yards per punt in 2021
- BYU defense ranked No. 26 nationally in passes defended per game (4.77)
- Coached LB unit that accounted for 10 of the 15 team interceptions in 2019 and four of five top tacklers in 2020
- Special teams coach for field goal unit that made two 50-yarders for the first 50-yard FG since 2006
- Special teams ranked No. 4 in the ESPN special teams efficiency index in 2018, No. 13 in kick coverage and No. 15 in punt coverage in 2018
- Special teams unit to No. 11 in punt return defense, No. 11 net punting and No. 22 in kickoff return defense in 2017
- Two-time Eddie Robinson Award finalist for national coach of the year at SUU
- Coached Kai Nacua in 2016 (Jim Thorpe Award Semifinalist)
- Coached safeties on 2016 defense that had 21 interceptions, ranked No. 4 nationally
- Named the American Football Coaches Association Region 5 Coach of the Year in 2015
- Took an SUU program mired in a 19-game losing skid in 2008 and turned the Thunderbirds into Great West Conference champions in 2010
- SUU advanced to the FCS playoffs for the first time in program history in 2013, a feat accomplished again by Lamb's 2015 Big Sky championship team while the T-Birds also ranked No. 1 in the Big Sky Conference in scoring defense in 2013 and 2015

AARON RODERICK OFFENSIVE COORDINATOR • QUARTERBACKS



PLAYING EXPERIENCE

- BYU: 1996-98
- Ricks College: 1994-95

MISSION

- Bogota, Columbia

EDUCATION

- BYU (2002) M.S. Sociology
- BYU (1998) B.S. Sociology

FAMILY

- Has two children, Rachel and Quin

COACHING EXPERIENCE

- **BYU:** Offensive coordinator (2021-present) Passing game coordinator (2018-2020), quarterbacks (2018-present)
- **UTAH:** Co-offensive coordinator, quarterbacks (2015-16), Passing game coordinator, quarterbacks (2014), passing game coordinator, wide receivers (2012-13), co-offensive coordinator, wide receivers (2010), wide receivers (2005-13)
- **SOUTHERN UTAH:** Offensive coordinator, quarterbacks, recruiting coord. (2003-04)
- **SNOW COLLEGE:** Running backs (2002)
- **BYU:** Graduate assistant – linebackers (1999), receivers (2000-01)

COACHING HIGHLIGHTS

- Back-to-back seasons as a top 30 scoring offense and top 20 total offense
- Helped running back Tyler Allgeier set single-season rushing record at BYU with 1,601 yards
- Coached No. 2 overall pick in 2021 NFL Draft quarterback Zach Wilson to 3,000-yard season and 11-1 record
- 20+ year coaching career and has been an offensive coordinator seven seasons and passing game coordinator four years and has extensive experience play-calling experience
- As an offensive play caller at BYU he has helped the Cougars achieve an 26-6 record entering the 2022 season
- Coordinated the No. 26 rated passing game in 2019
- Helped BYU pass for over 200 yards in 15 consecutive games, the longest streak since the 2008-09 seasons
- Helped freshman Zach Wilson to one of the best seasons in school history by a BYU freshman quarterback
- Three of the seven 10-win seasons in Utah football history have come with Roderick calling the offensive plays, including three of the four achieved during Roderick's time at Utah
- First stint as co-offensive coordinator at Utah was in 2010; Utah tied for 23rd in the nation in scoring offense, averaging 33.1 points per game
- Called the plays for Utah during the last six games of the 2009 season when the Utes finished ranked No. 18 in the nation with a 10-3 record
- Coached two of the seven Ute receivers in school history to reach 1,000 yards in a season
- Oversaw a Thunderbird offense in 2004 that finished 21st in the NCAA FCS in total offense (412.5 ypg) and 14th in passing offense (270.5 ypg)—at the time a school record
- Roderick has helped seven receivers gain opportunities in the NFL, including two draft picks
- SUU quarterback Casey Rehrer ranked sixth in Division I-AA in total offense and 19th in pass efficiency under Roderick's tutelage, while receiver A.J. Smith finished fifth in the country in receptions per game (7.18 rpg)

'ILAIASA TUIAKI DEFENSIVE COORDINATOR • DEFENSIVE LINE



PLAYING EXPERIENCE

- Southern Utah: 2003-05
- Snow College: 2001-02

MISSION:

- New York City

EDUCATION

- Southern Utah (2006): B.A. English and Physical Education

FAMILY

- Wife is Viola and they have seven children: Laveatu'u, Lolo, Hilamani, Tavake, Uini, Leisia, Heilala

COACHING EXPERIENCE

- **BYU:** Defensive Coordinator (2016-present), Defensive Line Coach (2017-present), Linebackers Coach (2016)
- **Oregon State:** Linebackers & Special Teams (2015)
- **Utah:** Defensive Line (2013-14), Fullbacks, Tight Ends (2012)
- **Utah State:** Running Backs (2011) Running Backs & Special Teams (2009-10)
- **Utah:** Defensive Graduate Assistant (2008)
- **Kearns HS:** Offensive Coordinator (2007) Receivers & Outside Linebackers (2006)

COACHING HIGHLIGHTS

- Tied for the second-longest tenured defensive coordinator in the FBS entering his 7th season (tied with Morgan Scalley at Utah and Jon Heacock at Iowa State)
- Coached opportunistic BYU defense that totaled 20 takeaways in 2021, including 15 interceptions, ranked No. 14
- Coached No. 4 scoring defense in FBS in 2020 (15.3 PPG) and No. 11 in total defense (318.0 ypg)
- Coached 2021 NFL Draft pick Khyiris Tonga (DT)
- Defensive squad forced 22 turnovers in 2019, ranked No. 23 overall
- No. 37 in red zone defense in 2019
- Coached the No. 18 overall defense in 2018, ranking in the top-25 in four other major defensive categories
- Coached two draft picks at BYU in linebackers Fred Warner and Sione Takitaki
- Nominee for Broyles Award in 2013 for the nation's top assistant coach—the only non-coordinator to receive such recognition
- Top-five finalist in 2014 for the Football Scoop Defensive Line Coach of the Year honor
- Coached four Pac-12 postseason honorees at Utah, including first teamers Nate Orchard in 2014 and Trevor Reilly in 2013
- Under Tuiaki, Utah led the nation in overall sacks in 2014 with 55 and was sixth for average tackles for loss per game at 7.9 after ranking second in sacks per game in 2013 at 3.25
- At Utah State, served as the running backs coach and special teams and recruiting coordinator from 2009-11
- Helped the Aggies finish sixth nationally in rushing (282.7 yards per game) as running back Robert Turbin was named the 2011 WAC Offensive Player of the Year, rushing for 1,517 yards and a school-record 19 touchdowns

FESI SITAKE PASSING GAME COORDINATOR • WIDE RECEIVERS



PLAYING EXPERIENCE

- Southern Utah: (2007-10)

MISSION

- Riverside, California

EDUCATION

- Southern Utah (2011)

FAMILY

- He and his wife Holly are the parents of three children, Sefesi, Cayson and Emerson

COACHING EXPERIENCE

- **BYU:** Passing game coordinator (2021-present) Wide receivers (2018-present)
- **WEBER STATE:** Offensive Coordinator (2016-17), passing game coordinator, wide receivers (2014-15)
- **SOUTHERN UTAH:** Passing game coordinator, wide receivers (2013), student assistant – wide receivers (2011)

COACHING HIGHLIGHTS

- Top 30 passing offense in back-to-back seasons
- Coached receivers Puka Nacua (18.72) and Gunner Romney (17.47), ranked No. 17 and No. 31 in yards per reception
- Coached 2021 NFL Draft pick Dax Milne to 1,000-yard season
- Mentored three receivers in 2020 with more than 600 receiving yards
- Had three receivers with more than 40 receptions in 2019
- Helmed the receivers on an offense ranked No. 26 in passing yards (284.7)
- Helped BYU rank No. 9 in scoring differential improvement (+175) in 2018
- In 2017, Sitake helped lead the Wildcats to a Big Sky Conference title, a school-record 11 wins, two wins in the FCS playoffs, a top-10 national ranking and the No. 18 FCS scoring offense at 33.7 points per game
- He engineered the Wildcat offense that included first-team All-Big Sky selection and All-America selections tight end Andrew Vollert and offensive lineman Iosua Opeta
- Senior quarterback Stefan Cantwell also posted the fifth-most single-season total offense yards in school history (3,583)
- The Wildcat offense had eight players that earned Big Sky All-Conference honors
- Helped WSU to the Wildcats' first trip to the FCS Playoffs in seven years. In 2015, he served as the passing game coordinator for a Wildcat team that finished 6-5, its first winning season in five years.
- Part of the Southern Utah team that finished 8-5 in 2013 and advanced to the FCS Playoffs for the first time in school history
- Under Sitake's tutelage, wide receiver Fatu Moala garnered second-team all-Big Sky Conference honors after leading the team with 65 receptions for 810 yards and nine touchdowns in 2012
- In 2011, instrumental in developing a young Thunderbird receiving corps into a productive unit, including overseeing

STEVE CLARK TIGHT ENDS



MISSION

- Lima, Peru

EDUCATION

- BYU (1992) B.A. Communications

FAMILY

- Wife is Suzanne and they have four children

COACHING EXPERIENCE

- **BYU:** Tight Ends (2016-present), G.A. w/offensive line & special teams (2005-07)
- **WEBER STATE:** Offensive Coordinator & Quarterbacks (2014-15)
- **SUU:** Offensive Coordinator, Quarterbacks (2008-13)
- **UTAH:** Defensive Assistant (2004), Director of Operations (2002)
- **SAINT MARY'S:** Passing Game Coordinator (2003),
- **PROVO HS:** Offensive Coordinator (1997-00), Assistant (1994-96)

COACHING HIGHLIGHTS

- Tight end unit caught 47 balls, 544 yards and five touchdowns in 2021
- Coached freshman Isaac Rex to a team-leading 12 receiving touchdowns in 2020
- Coached Matt Bushman to best season by a TE since Dennis Pitta in 2009 with 47 catches, 688 yards and four touchdowns
- Tight ends combined for 62 receptions, 866 yards and four touchdowns in 2018
- Coached freshman All-American Matt Bushman to best season for a tight end since 2009's Dennis Pitta with 49 receptions, 520 yards and three touchdowns in 2017
- Coached BYU's tight ends to 21 receptions, 234 yards and three touchdowns in 2016
- Helped Weber State to its first winning season in five years, going 6-5 in 2015
- Had 10 players earn Big Sky All-Conference honors during his two years at Weber State, including first-team Walter Camp All-America offensive line selection Joe Hawkins
- Directed SUU offense to its first FCS playoff berth in school history in 2013
- Quarterback Brad Sorensen and wide receiver Tysson Poots each earned Great West Conference Offensive MVP honors at SUU. Sorensen finished his career with several SUU passing records and was drafted in the 2012 NFL Draft by the San Diego Chargers while Poots was a two-time All-American and the school's all-time leader in receptions, receiving yards and touchdowns.

PRESTON HADLEY DEFENSIVE ENDS/HYBRIDS



PLAYING EXPERIENCE

- BYU (2011-12)
- Snow College (2009-10)

MISSION

- New York City

EDUCATION

- Concordia Irvine (2016) M.A. Athletic Admin and Coaching
- BYU (2013) B.A. Communications

COACHING EXPERIENCE

- **BYU:** Defensive ends, hybrids (2021-present), Safeties (2018-2020)
- **WEBER STATE:** Secondary, recruiting coordinator (2016-17)
- **SANTA ANA COLLEGE:** Cornerbacks, kick/punt teams, recruiting coordinator (2015)
- **BYU:** Graduate assistant – defensive backs, wide receivers (2013-14)

COACHING HIGHLIGHTS

- Moved to coach defensive ends in 2021
- Coached Tyler Batty at defensive end to rank fourth on the team in total tackles and lead the team in sacks for second-consecutive year
- Coached Zayne Anderson at safety position in 2020, an NFL free agent signee by the Kansas City Chiefs
- Safeties group led defense ranked No. 33 in long pass plays allowed, with just 37 plays of 20 yards or more in 2019
- Coached starting safeties Austin Lee and Dayan Ghanwoloku where they were both top-5 on the team in tackles
- In 2017, helped the Wildcats to a Big Sky Conference title, a school-record 11 wins and two wins in the FCS playoffs
- Coached Taron Johnson – Big Sky Conference Defensive Player of the Year in 2017 who earned first-team Associated Press FCS All-America accolades
- Three defensive backs under Hadley's care earned all-conference honors in 2017
- Weber State's 2017 defense led the Big Sky in total defense, scoring defense, rushing defense, pass efficiency defense and red zone defense
- 2017 defense ranked in the top 25 nationally in nine different statistical categories, including No. 6 in interceptions (18), No. 8 in total turnovers (28), No. 9 in red zone defense (.676), No. 13 in pass efficiency defense (107.29) and No. 16 in scoring defense (17.6 ppg)
- Coached two all-league defensive backs in 2016

JERNARO GILFORD **CORNERBACKS**



PLAYING EXPERIENCE

- **BYU:** 1999-03

EDUCATION

- Whittier College (2014) M.A. Education
- BYU (2004) B.A. Sociology

FAMILY

- Wife is Brittany and they have one son, Jernaro Jr.

COACHING EXPERIENCE

- **BYU:** Cornerbacks (2016-present)
- **SUU:** Secondary (2014-15)
- **WHITTIER COLLEGE:** Graduate Assistant Cornerbacks & Special Teams (2012-13)

COACHING HIGHLIGHTS

- Cornerback Kaleb Hayes ranked No. 23 in pass breakups with 12 in 2021
- Mentored NFL Draft pick Chris Wilcox in 2020
- Coached corners on defense ranked No. 33 in pass plays of more than 20 yards allowed
- Coached corners on BYU secondary that ranked No. 22 in pass efficiency defense (115.53) and No. 18 overall defense
- Coached BYU corners on defense that ranked No. 2 in interceptions with 21 in 2016
- SUU's defense racked up 20 interceptions, good for No. 3 in the FCS in 2015, limiting opposing teams to just a 102.5 pass efficiency rating, ranking No. 9, an improvement over being ranked 111th the previous year
- T-birds gave up just 190.3 yards per game through the air and just 20.8 points per game, ranking 30th and 24th in the FCS, respectively in 2015
- Coached two Big Sky All-Conference first teamers in cornerback LeShaun Sims and safety Miles Killebrew in 2015, and both are projected NFL players as late-round 2016 NFL Draft picks by CBS Sports. Killebrew was selected to play in the Reese's Senior Bowl while Sims recently participated in the East-West Shrine game.
- Helped cornerbacks Tyquion Ballard and Josh Pride earn all-conference honors at Whittier College

DARRELL FUNK **OFFENSIVE LINE**



PLAYING EXPERIENCE

- Colorado State 1983-86

EDUCATION

- Illinios (1990) M.S. Athletic Administration
- Colorado State (1987) B.S. Social Sciences

HOMETOWN

- From Fort Collins, Colorado

COACHING EXPERIENCE

- **BYU:** Offensive line (2021-present)
- **UTSA:** Offensive line (2018-2019)
- **INDIANA STATE:** Run Game Coordinator/Offensive Line Coach (2017)
- **PURDUE:** Offensive Line (2016)
- **AKRON:** Run Game Coordinator/Offensive Line (2015)
- **MICHIGAN:** Offensive Line (2011-14)
- **SDSU:** Offensive Line (2009-10)
- **BALL STATE:** Offensive Line (2008)
- **COLORADO STATE:** Offensive line (2004-07), Special teams coordinator, tight ends (2003)
- **NORTHERN ILLINOIS:** Tight Ends (2002)
- **RHODE ISLAND:** Defensive coordinator (2000-01), Offensive Line (1998-99)
- **MESA STATE COLLEGE:** Offensive coordinator/offensive line (1995-97), Offensive line (1993-94)
- **MUSKIGUM COLLEGE:** Defensive coordinator/defensive line (1991-92), Defensive line (1990)
- **ILLINOIS:** Graduate assistant (1988-89)
- **COLORADO STATE:** Student Assistant (1987)

COACHING HIGHLIGHTS

- 33-year veteran of the collegiate coaching ranks, Funk has coached offensive line for 25 seasons, including overseeing the offensive fronts at schools like Michigan, Purdue, San Diego State, Colorado State and Ball State
- 2021 offensive line unit named Joe Moore Award Watch List and coached All-American Clark Barrington
- Helped tackle Josh Dunlop and guard Spencer Burford earn All-Conference USA honorable mention in 2019 at UTSA
- Led OL unit that helped UTSA running back Sincere McCormick went on to earn Freshman All-America honors running for 983 yards and eight touchdowns and break the program's single-season all-purpose yardage mark with 1,177 yards
- Offensive line coach for unit that blocked for All-Missouri Valley Conference honorable mention running back LeMonte Booker, who rushed for 941 yards at Indiana State
- Coached Jason King and Jordan Roos who both earned All-Big Ten honorable mention accolades in 2016
- Helped the Akron Zips earn their first bowl victory in school history while mentoring offensive tackle Isaiah Williams to third-team All-Mid-American Conference honors
- His line at Michigan produced the Big Ten Rimington-Pace Offensive Lineman of the Year in three of his four seasons in Ann Arbor
- Michigan center David Molk won the award in 2011, while offensive tackle Taylor Lewan earned the honor in 2012 and 2013. Molk won the Rimington Trophy as the nation's top center in 2011 while earning Consensus All-America recognition before going to the NFL. Lewan became Michigan's first two-time All-American since Jake Long in 2006-07 and a semifinalist for the Lombardi award before being selected as a first-round NFL draft pick

KEVIN CLUNE LINEBACKERS



COACHING EXPERIENCE

- **BYU:** Linebackers (2021-present), Senior defensive analyst (2020)
- **Memphis:** Linebackers, Senior defensive assistant (2018-19)
- **Oregon State:** Defensive coordinator, linebackers coach (2016-17)
- **Utah State:** Defensive coordinator, linebackers (2015), Linebackers (2009-13)
- **Hawaii:** Defensive coordinator, linebackers (2014)
- **Weber State:** Assistant head coach (2008), Defensive coordinator, linebackers coach (2005-08)
- **Southern Utah:** Defensive coordinator, linebackers (2003-04)
- **Utah:** Graduate assistant (2001-02)
- **Occidental College:** Defensive line (2000)
- **Fullerton JC:** Special teams coordinator, linebackers (1996-99)

COACHING HIGHLIGHTS

- 28 years of coaching experience, including 10 seasons as a defensive coordinator
- Coached 2021 linebacker unit with the top three leading tackles, including Ben Bywater with 102
- Linebackers coach under Mike Norvell and helped the Tigers earn the program's first-ever 12-win season going 12-2 to win the 2019 American Athletic Conference title and receive a New Year's Six Bowl berth to the Cotton Bowl
- Memphis achieved a No. 17 final ranking in 2019, going 3-1 against top-25 opponents, while the Tiger defense ranked No. 16 nationally in pass efficiency defense (115.45) and No. 20 in passing defense (195.9)
- Volunteered as a defensive analyst at BYU in 2020 and contributed to one of the program's best seasons ever with an 11-1 record and No. 11 final national ranking. The BYU defense in 2020 achieved seven top-25 statistical ratings, including ranking No. 4 in scoring defense (15.3) and No. 10 in total defense (317.4)
- In 2017 at Oregon State, senior linebacker Manase Hungalu and freshman safety David Morris earned Pac-12 honorable mention honor
- In six seasons and two stints at Utah State, Clune helped the Aggies win the 2012 Western Athletic Conference Championship and earn bowl appearances during each of his final four seasons in Logan
- Coached linebackers from 2009-2013 at USU before becoming the defensive coordinator at Hawai'i in 2014, helping the Rainbow Warrior defense allow 12 fewer points per game than the prior season
- Working as a linebackers' coach for the Aggies, Clune tutored future NFL linebackers Bobby Wagner, Nick Vigil, Zach Vigil and Kyle Fackrell. Wagner was named the 2011 WAC Defensive Player of the Year at Utah State before becoming

PLAYING EXPERIENCE

- San Diego
- Fullerton Junior College

EDUCATION

- Cal-State Fullerton (2000) B.S. Kinesiology

HOMETOWN

- From Monterey, California

HARVEY UNGA RUNNING BACKS



COACHING EXPERIENCE

- **BYU,** Running Backs Coach (2020-present)
- **BYU,** Graduate Assistant – Offense (2016-2019) - Running backs (2018-19), Wide receivers (2017) Offensive line (2016)

COACHING HIGHLIGHTS

- Coached Tyler Allgeier in a season where he was named a Doak Walker Award semifinalist and All-America by the Sporting News and Phil Steele. Allgeier was drafted by Atlanta Falcons in 5th round.
- Allgeier ran for BYU single-season school-record 1,601 yards in 2021
- Allgeier tied for the nation's lead with 23 rushing touchdowns in 2021
- Coached Allgeier to 1000-yard season with 1,130 yards and 13 touchdowns in 2020
- Allgeier averaged 102.7 yards per game in 2020 to rank No. 25
- BYU's running game averaged nearly 200 yards per game in 2020
- Assisted in coaching NFL lineman Tejan Koroma (2016-17) and current NFL tailback Jamaal Williams (2016)

PLAYING HIGHLIGHTS

- Played running back at BYU (2006-09)
- The only BYU player to rush for more than 1,000 yards in three consecutive seasons.
- Set BYU's career rushing record in 2009 with 3,455 yards (surpassed by Jamaal Williams in 2016)
- Concluded his college career with 3,455 rushing yards, 36 rushing touchdowns, 1,085 receiving yards and nine receiving touchdowns
- No. 2 in career rushing yards at BYU, No. 2 in rushing attempts (696), No. 2 in total touchdowns (45), No. 5 in scoring (272) and No. 4 in all-purpose yards (4,540)
- Freshman All-America honors in 2007 (1,227 yards to set the Mountain West Conference freshman record en route to winning MWC Freshman of the Year honors)
- His 1,840 all-purpose yards shattered the previous MWC record of 1,328 set in 2002
- Earned Sophomore All-America Team honorable mention by College Football News with 1,132 yards and 11 touchdowns while adding four receiving scores and 309 yards
- In his final season in 2009, Unga topped the 1,000-yard mark for the third time with 1,087 yards and another 11 touchdowns, earning his third consecutive MWC all-conference selection
- Selected by the Chicago Bears in the 2010 NFL Supplemental Draft

PLAYING EXPERIENCE

- BYU (2006-09)
- NFL (2010-14)

EDUCATION

- BYU, MPA (anticipated 2020)
- BYU, B.S. recreation management (2012)

FAMILY

- Wife is Keilani and they have four children, Jackson, Leila, Makai and Naomi



Tyson McDaniel
Offensive Analyst



Matt Mitchell
Offensive Analyst




Al Pupunu
Offensive Analyst



Randy Coy Jr.
Defensive Analyst



Vince Feula
Defensive Analyst



Gavin Fowler
Defensive & Special
Teams Analyst



Jordan Howard
Offensive Graduate
Assistant



Spencer Patterson
Offensive Graduate
Assistant




Kyle Griffitts
Defensive Graduate
Assistant



DJ Williams
Defensive Graduate
Assistant



Nu'u Tafisi
Director of Football
Strength & Conditioning



Justin McClure
Football Strength &
Conditioning Coach




Kalani Simeona
Football Strength &
Conditioning Coach



Dalton Elliott
Assistant Strength &
Conditioning Coach



Spencer Reid
Assistant Strength &
Conditioning Coach



Jon Swift
Chief of Staff



Billy Nixon
Director of Football
Operations



Justin Anderson
Director of Player
Personnel



Brandon Bradley
Director of Campus
Experience




Jack Damuni
Director of Football
Relations



Mike Hall
Director of Player
Development



Josh Hewitt
Director of Equipment
Operations



Kurt Hunsaker
Director of Football
Compliance



Dan Wilcox
Director of Football Sports
Performance Nutrition



Brayden Woodall
Football Video &
Technology Coordinator



Clay Aucoin
Financial Assistant



Christiana Molifua Roberts
Executive Assistant to
Head Coach



Jasen Ah You
Assistant AD, Football
Academics



Sandy Thomas
Academic Advisor



Steve Pincock
Head Football Trainer




Brett Mortensen
Sports Medicine
Rehab Coordinator

TOM HOLMOE

Director of Athletics

Tom Holmoe was named Director of Athletics at Brigham Young University on March 1, 2005. He oversees a nationally recognized program with 21 intercollegiate sports, involving more than 600 student-athletes and a 190-person staff. Since his appointment, BYU has captured 126 conference regular-season and postseason championships, and more than 290 student-athletes have earned All-America status.



Over his 17-year tenure, BYU has an average ranking of 36th in the annual NACDA Learfield Directors' Cup, ranking all athletic programs in the country. For the 2020-21 athletic season, BYU finished No. 17 in the Directors' Cup standings. In the fall of 2022, for the first time ever, BYU finished No. 1 in the Directors' Cup standings for fall sports.

Holmoe was named the 2020-21 NACDA Athletic Director of the Year. He was instrumental in key fundraising efforts, helping BYU Athletics recoup funds lost during the COVID-19 pandemic. He pieced together a 2020 football schedule on the fly that provided the Cougars with national exposure before any other team in the west was playing. He's overseen innovative solutions that has set BYU up as a premier leader in the NIL space. He's led BYU into Big 12 membership, which will begin in 2023.

In addition to his role as director of athletics, Holmoe served as a member of the NCAA Men's Basketball Committee from 2015-18 and was the Executive Council Committee Chair for the West Coast Conference from 2014-17.

A former Cougar defensive back from 1978-82, Holmoe returned to BYU in July 2001 as Associate Athletics Director for Development. As part of his responsibilities, he supervised the Cougar Club, served as the department's liaison with the LDS Foundation, served on the BYU Alumni Association Board of Directors and worked on the capital campaign to raise funds for the university's new athletic facilities.

A native of La Crescenta, Calif., Holmoe first came to BYU on a football scholarship in 1978. He earned first-team All-WAC honors as a senior in 1982 and was selected in the fourth round of the 1983 NFL Draft by the San Francisco 49ers. Over a seven-year NFL career, he played on three Super Bowl championship teams with the 49ers in 1984, 1988 and 1989.

After retiring from professional football, Holmoe returned to BYU to serve as a graduate assistant under LaVell Edwards from 1990-91 and later accepted an offer from Hall of Fame coach Bill Walsh to become the Stanford secondary coach in 1992, where he remained for two seasons. In 1994, he returned to the 49ers as defensive backfield coach for two seasons, where he earned a fourth Super Bowl ring. Two years later Holmoe joined the University of California staff as defensive coordinator and later became the head coach from 1997-2001.

Holmoe graduated from BYU with a degree in Zoology in 1983 and received a master's degree from BYU in Athletic Administration in 1995. He and his wife, Lori, have four children and nine grandchildren.



BRIAN SANTIAGO
Deputy Athletic Director



LIZ DARGER
Sr. Associate AD/SWA



TREVOR WILSON
Sr. Associate AD/
Student-Athlete
Ecosystem



DAVID ALMODOVA
Sr. Associate AD/External
Relations



DALLAN MOODY
Sr. Associate AD/Finance &
Strategy



CHAD LEWIS
Associate AD/
Development



BOB SCHIRMER
Associate AD/
Finance



JON MCBRIDE
Associate AD/
Communications &
Media Strategy



WHITNEY JOHNSON
Associate AD/
Diversity and
Inclusion



CHAD GWILLIAM
Associate AD/
Compliance



MATTHEW NIX
Associate AD/
Events



CASEY STAUFFER
Associate AD/
Corporate
Sponsorships



GARY VERON
Associate AD/Student-
Athlete Experience

BYU'S HISTORY

The establishment of the Brigham Young Academy in 1875 offered an academically stimulating and gospel-oriented education to 29 students. The one-acre school grounds presided over by Karl G. Maeser have since developed into nearly 600 acres and more than 300 buildings. From its inception, the goal of Brigham Young University has been to offer “a new kind of education” for Zion, one based on precepts “revealed by the Lord,” as Maeser once remarked. Today, BYU provides an outstanding education in an atmosphere consistent with the standards and principles of its sponsor, The Church of Jesus Christ of Latter-day Saints. The University is widely recognized for its deep commitments to inspired religious values and rigorous intellectual learning.

BYU MISSION STATEMENT

The mission of Brigham Young University — founded, supported, and guided by The Church of Jesus Christ of Latter-day Saints — is to assist individuals in their quest for perfection and eternal life. That assistance should provide a period of intensive learning in a stimulating setting where a commitment to excellence is expected and the full realization of human potential is pursued.

All instruction, programs, and services at BYU, including a wide variety of extracurricular experiences, should make their own contribution toward the balanced development of the total person. Such a broadly prepared individual will not only be capable of meeting personal challenge and change but will also bring strength to others in the tasks of home and family life, social relationships, civic duty, and service to mankind.



AIMS OF A BYU EDUCATION

BYU seeks to develop students of faith, intellect, and character who have the skills and the desire to continue learning and to serve others throughout their lives. These are the common aims of all education at BYU. Both those who teach in the classroom and those who direct activities outside the classroom are responsible for contributing to this complete educational vision. A BYU education should be:

- Spiritually Strengthening
- Intellectually Enlarging
- Character Building




KEVIN J WORTHEN
University President

Kevin J Worthen began serving as the 13th president of Brigham Young University on May 1, 2014. He previously served as BYU's advancement vice president and as dean of its J. Reuben Clark Law School.



KEITH VORKINK
Advancement Vice President

Keith Vorkink was appointed on May 18, 2020. He oversees Athletics, University Communications, BYU Broadcasting, Alumni, External Relations and Philanthropy.



STUDENT ENROLLMENT

- 34,737: total daytime students
- 31,6271: undergraduate students
- 3,110: graduate students
- 49% male; 51% female
- 75% single; 25% married

FRESHMAN PROFILE

- 12,379: applicants
- 59%: acceptance rate
- 28–32: 50% ACT score
- 3.86–4.00: 50% high school GPA

ACADEMICS

- 190 undergraduate majors
- 110 undergraduate minors
- 98 master’s programs
- 30 doctoral programs

STUDENT DEMOGRAPHICS

- 95.5%: United States
- 4.5%: International
- 100+ Countries represented
- 50 States represented
- 30%: Utah
- 10%: California
- 5%: Texas
- 5%: Arizona
- 5%: Idaho

STUDENT ETHNICITY

- 81% Caucasian
- 7% Hispanic
- 4% Two or more races
- 3% Asian/Pacific Islander
- 1% Black
- <1% American Indian
- 4% Other

INTERNATIONAL REACH

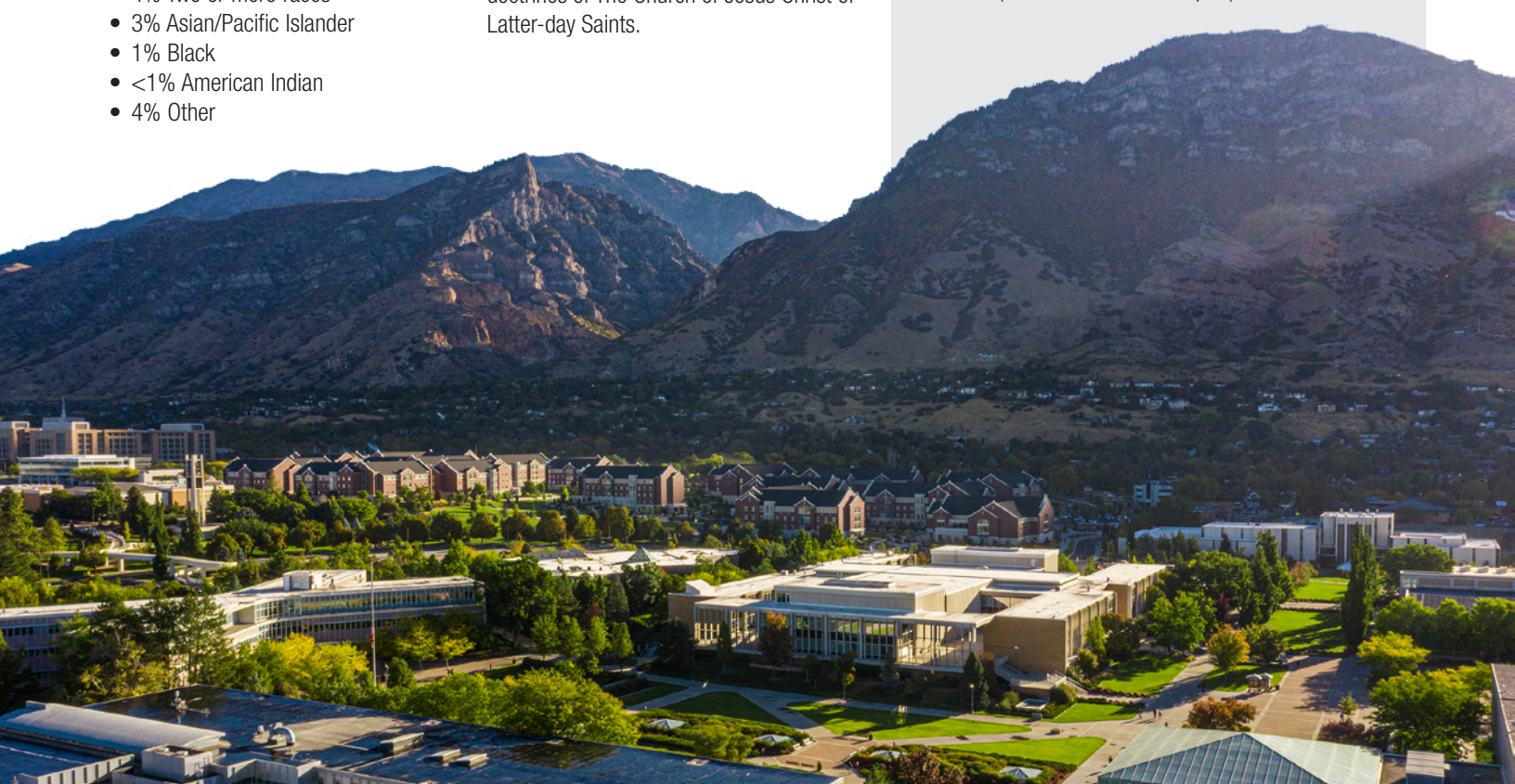
- 1,622: International students
- 100+: Countries represented
- Canada, South Korea, and China are the top three nations represented
- Nearly 50% of all students have lived outside the United States
- 65% of students speak a second language
- 131 languages are spoken on campus
- 70 languages are taught regularly
- 20 language certifications are offered
- 229 study abroad programs are available in 80 countries
- 1,901 students studied abroad during the 2016-2017 academic year*
- 17% of students study abroad while at BYU*
- Approximately 258 ambassadors to the United States from 104 countries have spoken on campus since 1996

HONOR CODE

BYU’s Honor Code helps maintain BYU’s unique learning environment. Initiated by students in 1949, the Honor Code emphasizes being honest, living a chaste and virtuous life, abstaining from alcohol and tobacco, using clean language, and following other values in line with the doctrines of The Church of Jesus Christ of Latter-day Saints.

BYU RANKINGS

- No. 1 College in the West for Student Engagement** (Wall Street Journal)
- No. 1 Colleges Worth the Cost** (Wall Street Journal)
- No. 1 Graduates who go on to earn a Ph.D. in business admin** (NSF)
- No. 1 Graduates who go on to earn a Ph.D. in foreign language** (NSF)
- No. 1 Best Trained Business Graduates** (Bloomberg Businessweek)
- No. 2 Best College Library** (The Princeton Review)
- No. 2 Undergrads with Boren Scholarships** (study abroad critical to U.S. interests)
- No. 2: Undergraduate Accounting Program** (U.S. News & World Report)
- No. 3 Foreign-language degrees** (Chronicle of Higher Ed)
- No. 3 Undergrad Entrepreneurship Program** (Entrepreneur/Princeton Review)
- No. 4 Best School for Technology Transfer** (Milken Institute)
- No. 6 Graduates who earn Doctorates** (NSF)
- No. 7 Graduates with Least Amount of Debt** (U.S. News & World Report)
- No. 11 Best Value School** (U.S. News & World Report)
- No. 29 Best Law School** (U.S. News & World Report)
- No. 31 Best Full-time MBA program** (U.S. News & World Report)



Brigham Young University is owned and operated by The Church of Jesus Christ of Latter-day Saints and the missionary program is one of its most recognized characteristics. Latter-day Saint missionaries can be seen on the streets of hundreds of major cities in the world as well as in thousands of smaller communities.

The missionary effort is based on the New Testament pattern of missionaries serving in pairs, teaching the gospel and baptizing believers in the name of Jesus Christ (see, for example, the work of Peter and John in the book of Acts).

Approximately 65 percent of the current team has served a Latter-Day Saint mission. Members of the team have served in nearly 30 different countries and on six of the seven continents around the globe. BYU currently has about 30 members of the team (previous signees or on roster) that are currently serving in the mission field.

More than 54,000 full-time missionaries are serving missions for The Church of Jesus Christ of Latter-day Saints. Most missionaries are young people under the age of 25, serving in 407 missions throughout the world.

Missionaries work with a companion of the same gender during their mission, with the exception of couples, who work with their spouse. Single men serve missions for two years and single women serve missions for 18 months.

Missionaries receive their assignment from Church headquarters and are sent only to countries where governments allow the Church to operate. Missionaries do not request their area of assignment and do not know beforehand whether they will be required to learn a language.

Prior to going to their assigned area, missionaries spend a short period of time at one of 22 missionary training centers throughout the world. There they learn how to teach the gospel in an orderly and clear way and, if necessary, they begin to learn the language of the people they will be teaching. The largest training center is in Provo, Utah, with additional centers in Brazil, Colombia, England, Ghana, Mexico, New Zealand, Peru, the Philippines, and South Africa.

A typical missionary day begins by waking at 6:30 a.m. for personal study. The day is spent proselytizing by following up on appointments, visiting homes or meeting people in the street or other public places. Missionaries end their day by 10:30 p.m. Schedules are flexible depending on the culture of the country where missionaries are serving.

Missionary work is voluntary. Missionaries fund their own missions — except for their transportation to and from their field of labor — and are not paid for their services. Missionaries avoid entertainment, parties or other activities common to this age-group as long as they are on their missions, so they can focus entirely on the work of serving and of teaching others the gospel of Jesus Christ.

The Church of Jesus Christ of Latter-day Saints was officially organized on April 6, 1830 with six members. Today, congregations of the Church total over 16 million members, it is one of the fastest growing religions in the world and one of the largest Christian churches in the United States.

The Church of Jesus Christ of Latter-day Saints is Christian, but is neither Catholic nor Protestant. Rather, it is a restoration of the original church established by Jesus Christ. For more information on the beliefs of the Church of Jesus Christ of Latter-day Saints, visit www.ChurchofJesusChrist.org



Offensive lineman Clark Barrington served a two-year church mission to Kampala, Uganda.



Wide receiver Chase Roberts served in Calgary, Alberta, Canada.



COUGAR CLUB

WELCOME TO THE CLUB!

The Cougar Club is dedicated to the success of Coach Kalani Sitake and the BYU football team; donors receive Cougar Club status for any gift to BYU athletics. With the donations and support of thousands of members nationwide, the Cougar Club supports more than 600 BYU student-athletes who represent the university in 21 NCAA sports. Through its fundraising and promotional mission, the Cougar Club is enhancing the future success of BYU Athletics.

BYU Athletics depends on loyal Cougar Club members for funding critical to the athletic department's success. The changing nature of collegiate athletics means that to compete at the highest levels, BYU must raise more money every year. The costs associated with being one of the nation's top programs continue to rise dramatically. With that challenge in mind, the support of Cougar Club Members becomes an important key to the future achievements of BYU Athletics.

"BYU's donors and fans make all the difference, and we can't do it without your help!" says Cougar Club Director Greg Vehar. "For our teams to continue to achieve national prominence, the Cougar Club needs to continue to grow."

FUNDING

Cougar Club donations are used for many vital athletic priorities, including:

- Funding athletic scholarships
- Building and maintaining state-of-the-art facilities
- Supporting the Student Athlete Life and Learning Center
- Sponsoring outreach to the elementary schools and the community by BYU Student Athletes
- Paying recruiting expenses to help BYU coaches attract talented athletes from across the country and around the world
- Funding the Nutrition Center and the Student Athlete Fuel Card

CONTRIBUTION LEVELS

There is a Cougar Club membership level for every fan who wants to help BYU continue to build a strong athletic tradition. Annual Members make Cougar Club contributions of between \$60 and \$2,500 each year, based on their financial ability to give and the athletic benefits they want to receive. Legacy Members make an initial contribution of \$10,000 or more and continue their involvement with sustaining annual gifts of \$1,250 or more. To acknowledge the generosity of Club members, the athletic department makes a number of benefits available to Cougar Club mem-

bers, including priority seating, parking passes, and Club events. However, the greatest benefit of membership is knowing that the Cougar Club is helping BYU Athletics continue to be one of the nation's top collegiate athletic programs and making a difference in the lives of more than 600 BYU student-athletes.

COUGAR CLUB BENEFITS

- Seating priority for home and away events, bowl games, and post-season tournaments
- Parking passes
- Cougar Club emails and athletic publications
- Monthly luncheons with BYU coaches and athletes
- Privileges and invitations for Club events
- 10% Discounts on exclusive BYU merchandise through the BYU Store

For more information about the Cougar Club, call 801-422-2583 or visit www.cougarclub.com.

"You guys will agree that [Lavell Edwards] stadium is one of the prettiest settings of college football. This stadium is just unbelievable."

— **KIRK HERBSTREIT,**
ESPN College Football Analyst

LAVELL EDWARDS STADIUM

CAPACITY: 63,470

CONSTRUCTED: 1960 (COUGAR STADIUM)

EXPANDED: 1982 RENAMED: 2000

PLAYING SURFACE: NATURAL GRASS

ELEVATION: 4,338

PICTURE PERFECT

With its 63,470-seat capacity, video walls and immaculate press boxes, LaVell Edwards Stadium is home to legendary BYU football. Since its expansion in 1982, the stadium has consistently ranked among the nation's top 30 in attendance. Some of the stadium's well-known features include a box-bowl seating configuration, a grass playing surface and a four-level press box.

THE FIELD

The field is covered with a sand-based natural turf capable of draining eight inches of rain per hour. The well-kept grass field is consistently deemed one of the best in the country.

RENAMING

The stadium's name was changed from Cougar Stadium to LaVell Edwards Stadium, in honor of legendary Hall of Fame head coach LaVell Edwards in a pregame ceremony on November 18, 2000, conducted by President Gordon B. Hinckley, president of The Church of Jesus Christ of Latter-day Saints. Edwards had previously announced he would retire following the 2000 season after 29 years at the helm.

HISTORY/EXPANSION/SEATING CAPACITY

Cougar Stadium was originally built in 1964 with a seating capacity of 45,000, including the temporary bleachers in the end zone. As a result of increased seating demands, BYU made yet another renovation in 1982, adding stands to the north and south end zones, lowering the field eight feet and removing the track surrounding the field (which hosted the 1967 and 1975 NCAA Track and Field Championships). The stadium expansion increased the seating capacity to over 65,000.

The crowd of 64,253 that gathered for BYU's first game in the expanded stadium on September 25, 1982 was reportedly "the largest gathering ever in Utah history" at the time. In 2003, BYU added a luxury "Club Seating" area to the east stands taking the capacity of Edwards Stadium down to 64,045. In 2010 and 2011 BYU created additional wheelchair access inside the stadium, which reduced the capacity by 575 seats to 63,470.

NEW VIDEO BOARDS, LED RIBBONS AND SOUND SYSTEM

In April of 2021, BYU director of athletics Tom Holmoe announced new video boards, LED ribbon boards and a new sound system would be installed in Lavell Edwards Stadium for the 2021 season. The project was



funded completely by Nu Skin, a longtime partner and corporate sponsor of BYU Athletics. Both video boards at the north and south ends of the stadium were replaced. The old dimensions were 34 by 50 feet, the new dimensions of the south board will be 48 by 131 feet and the north board is 36 by 72 feet. New LED ribbon boards were also be installed on the north and south ends of the stadium to match the current ribbon board on the east side of the stadium. The north and south ribbon boards were four feet tall and are now doubled at eight foot ribbon boards. A new single point sound system replaced the old sound system in the north end zone, which significantly enhanced the audio experience for those in attendance.

2019 UPGRADES & IMPROVEMENTS

Structural sections at the four corners of the stadium were added for the 2019 season that connect the existing four independent stadium stands at the mezzanine level. The new upgrades improve accessibility, safety and the overall patron experience at BYU football games, allowing fans to walk between stands without having to return to ground level and increasing the number of services and restrooms in the stadium with women's, men's and family-friendly facilities being added on the north and south mezzanine levels.

WI-FI AND DAS

In 2018, BYU became the first college football program in the country to implement a full-stadium, high-density Wi-Fi offload solution used in many NFL stadiums. BYU partnered with Verizon Wireless and Extreme Networks to install new state-of-the-art Wi-Fi and distributed antenna system (DAS) in Edwards Stadium. The cutting-edge system provides BYU fans and vendors the ultimate large-venue mobile connectivity experience.

GAME-DAY APP

With state-of-the-art mobile connectivity in place, BYU also introduced in 2018 a new game-day mobile app built specifically for the game-day experience at Edwards Stadium. The feature-rich application developed by Pesci Sports provides Cougar fans in Edwards Stadium a second-screen experience during games that includes real-time statistics, on-demand highlight videos, social media components, radio broadcast audio, food services, merchandise and much more. The app is available to download on both iPhone and Android phones.



*Due to Covid-19 pandemic, spectators were only allowed to attend four home games which each had varying capacity limits. Many programs across the country did not allow any spectators or had limited access.

YEARLY LES ATTENDANCE (1987-2021)

Year	Gm	Home	Home Avg.
2021	6	369,882	61,647
2020*	4	15,488	3,862
2019	6	357,281	59,547
2018	6	314,855	52,476
2017	6	337,599	56,267
2016	6	351,413	58,569
2015	6	351,191	58,532
2014	6	342,842	57,141
2013	6	367,349	61,225
2012	6	366,965	61,161
2011	7	421,858	60,265
2010	6	368,283	61,380
2009	6	385,416	64,236
2008	6	384,613	64,102
2007	6	386,980	64,497
2006	6	363,146	60,524
2005	6	349,222	58,204
2004	6	350,849	58,475
2003	6	369,003	61,500
2002	6	373,055	62,176
2001	6	362,699	60,450
2000	6	363,711	60,619
1999	6	391,111	65,185
1998	6	376,210	62,702
1997	6	389,362	64,894
1996	7	440,576	62,939
1995	6	371,780	61,963
1994	6	364,913	60,819
1993	6	392,676	65,446
1992	6	390,476	65,079
1991	6	394,978	65,830
1990	6	396,011	66,002
1989	6	392,252	65,375
1988	6	386,774	64,462
1987	6	391,335	65,223

TOP 10 STADIUM CROWDS (AFTER 2003 STADIUM MODIFICATIONS)

Date	Opponent	Attendance
Sept. 4, 2004	Notre Dame	65,251
Nov. 24, 2007	Utah	64,749
Oct. 24, 2009	TCU	64,641
Sept. 1, 2007	Arizona	64,525
Oct. 20, 2007	Eastern Washington	64,522
Sept. 22, 2007	Air Force	64,502
Nov. 22, 2003	Utah	64,486
Nov. 3, 2007	Colorado State	64,441
Nov. 19, 2005	Utah	64,312
Nov. 28, 2009	Utah	64,301

LAVELL EDWARDS STADIUM HOME RECORD (1964-2021)

2021	5-1	1992	4-2
2020	7-0	1991	6-0
2019	4-2	1990	6-0
2018	3-3	1989	5-1
2017	2-4	1988	6-0
2016	5-1	1987	4-2
2015	6-0	1986	4-2
2014	4-2	1985	5-1
2013	5-1	1984	6-0
2012	5-1	1983	5-0
2011	6-1	1982	4-1
2010	5-1	1981	4-1
2009	4-2	1980	6-0
2008	6-0	1979	5-0
2007	6-0	1978	4-1
2006	6-0	1977	5-0
2005	3-3	1976	5-1
2004	3-3	1975	3-2
2003	1-5	1974	4-1
2002	4-2	1973	3-3
2001	6-0	1972	3-2
2000	4-2	1971	1-3
1999	4-2	1970	3-2
1998	6-0	1969	4-1
1997	4-2	1968	0-5
1996	7-0	1967	5-0
1995	4-2	1966	4-2
1994	4-2	1965	3-1
1993	3-3	1964	3-2
1992	4-2	Total 252-81	

TOP 5 STADIUM CROWDS (BEFORE 2003 STADIUM MODIFICATIONS)

Date	Opponent	Attendance
Oct. 16, 1993	Notre Dame	66,247
Sept. 8, 1990	Miami	66,235
Nov. 17, 2001	Utah	66,149
Nov. 18, 1989	Utah	66,110
Nov. 11, 1989	Air Force	66,089

BEST AVERAGE ATTENDANCE IN THE WEST (2021)

School	Attendance
1. Washington	62,046
2. BYU	61,647
3. USC	56,215
4. Utah	51,817
5. Oregon	49,468



EQUIPMENT AND LOCKER ROOMS

Unveiled in the spring of 2021, the newly renovated football locker room offers the football team and staff convenient access to the program’s equipment room, athletic training facilities, strength and conditioning center, practice fields and meeting rooms.

Each locker offers a creative, personalized design while providing spacious storage compartments intended for football-specific equipment, pads and gear. A built-in ventilation system takes odor and moisture from each locker compartment and removes it from the locker room. The many amenities also include locking compartments, comfortable soft seats and built-in power and charging ports. The entire facility, including showers and bathrooms, were redone along with the addition of a new team haircutting area.



Other features of the renovations include a Nike gear display, BYU football history uniform displays, new shuffle board tables and televisions, and equipment pick-up lockers. The football staff locker and alumni locker areas within the facility were also renovated.

TRAINING FACILITIES

BYU’s training facilities include a newly renovated hydro therapy room with the one of the largest, state-of-the-art aquatic therapy treadmill in the west, along with two large hot and cold whirlpool therapy pools. BYU’s HydroWorx 2000 series underwater treadmill allows up to four people at once with adjustable floor range up to 6 feet, resistance jets speeds up to 10 mph and running speeds up to 8.5 mph. BYU athletes can do full sprinting, unload their body weight for faster recoveries, and watch their body mechanics on monitors thanks to multiple underwater cameras from both front and lateral views. Doctor’s offices are on site in the training facilities where bikes, treadmills and the latest equipment are also utilized as trainers and doctors assist and treat BYU athletes.



**STRENGTH AND CONDITIONING CENTER/
PLAYERS’ LOUNGE**

The football team’s Strength and Conditioning Center is conveniently located with easy access from the football locker room in the Student Athlete Building and to the team’s practice fields. Most of the equipment was custom built by Free Motion and is sponsored by Icon Health and Fitness. With a new 2,500 square foot addition completed for the 2017 season, the facility features 20 full power racks with platforms as well as reverse hypers, Tomahawk spinning bikes and TVs, Nordic Track incline trainers, Versaclimbers, Scifit upper body bikes, Woodway force treadmills, H/P Cosmos treadmills with Pneu Weight devices, vibratory boards, a step mill, dumbbell areas and a medicine ball wall. Another new addition perched above the Strength and Conditioning Center from a second-floor overlook is the new players’ lounge for the team. The lounge features several flat screen television and gaming consoles, along with other game tables and areas to relax.



STUDENT ATHLETE LIFE & LEARNING CENTER

The SALLC is a comprehensive support area for student-athletes. Services in the SALLC include academic advisors, learning specialists, tutors, mentors, a financial aid counselor, a student wellness and career advisor, multicultural counselor, a sport performance psychologist, and a mental health psychologist. The purpose of the Center is to provide comprehensive support for overall wellbeing of each student-athlete with the purpose of helping them achieve their academic, athletic and career goals. The SALLC also acts as a liaison with Campus Housing and BYU Admission Services regarding housing and initial BYU application questions.



LEGENDS GRILLE

Fans, coaches and athletes can view TV screens, a ticker tape with world wide sports scores or view specialty events on a projection screen while catching a bite to eat.

INDOOR PRACTICE FACILITY

The IPF is 106,000 square feet and had new turf put in during the summer of 2017. The building has retractable goalposts, a sideline staging facility for offensive linemen and serves as a practice facility for football in all forms of weather. The indoor surface is brand new field turf and the building features four video platforms located 40 feet above the playing surface. The IPF also serves as an indoor practice area for soccer, golf, baseball and softball teams and a variety of other sports programs, including extramurals and intramurals.





GAME 1 - at SOUTH FLORIDA BULLS

Saturday, Sept. 3, 2022 | 4 p.m. ET | ESPN

Raymond James Stadium (65,618) | Tampa, Florida

GENERAL INFO

University Established: 1956
 Enrollment: 46,347 (36,854 undergraduates)
 Location: Tampa, Florida
 Football Conference: American Athletic
 2021 Season: 2-10 (1-7) – The Bulls lost five straight games to finish the season, and now seek their first winning campaign since 2018.
 Conference Championships: none
 National Championships: none
 Bowl Game Appearances: 10
 All-Time Record: 160-137
 Consensus All-Americans: 2

- BYU single-game rushing leader versus USF: Jaren Hall | 83 yds | USF 27, BYU 23 (Oct. 12, 2019)
- BYU single-game receiving leader versus USF: Gunner Romney | 119 yds | BYU 35, USF 27 (Sept. 25, 2021)
- BYU single-game all-purpose yards leader versus USF: Lopini Katoa | 143 yds | USF 27, BYU 23 (Oct. 12, 2019)
- Average margin of victory (either team): 6

ALL-TIME RESULTS

- USF 27, BYU 23 (Oct. 12, 2019)
- No. 15 BYU 35, USF 27 (Sept. 25, 2021)

COACHING STAFF

- Head Coach: Jeff Scott
- Third season at USF (3-18 record)
 - Clemson Co-Offensive Coordinator and WR Coach (2015-19)
 - Clemson WR Coach and Recruiting Coordinator (2009-14)
 - Clemson WR Coach (2008)
 - Presbyterian College WR Coach (2007)
 - Played wide receiver at Clemson (2000-02)

Offensive Coordinator/QB: Travis Trickett
 Defensive Coordinator/S: Bob Shoop
 Offensive Line/Assistant HC: Allen Mogridge
 RB/Run Game Coordinator: Cam Aiken
 WR/Pass Game Coordinator: Bobby Bentley
 TE/Recruiting Coordinator: Xavier Dye
 Defensive Line: Da'Quan Bowers
 Linebackers: Ernie Sims
 Cornerbacks Coach: George Barlow
 Special Teams Coordinator: Daniel Da Prato

BYU-USF SERIES

All-Time Series: 1-1
 At BYU: 1-0
 At South Florida: 0-1
 First Meeting: USF 27, BYU 23 (Oct. 12, 2019)
 Last Meeting: No. 15 BYU 35, USF 27 (Sept. 25, 2021)

SERIES FACTS

- BYU single-game passing leader versus USF: Baylor Romney | 305 yds | BYU 35, USF 27 (Sept. 25, 2021)

SOUTH FLORIDA 2022 SCHEDULE

Date	Opponent	Location
9/3	vs. BYU	Tampa, Fla.
9/10	vs. Howard	Tampa, Fla.
9/17	at Florida	Gainesville, Fla.
9/24	at Louisville	Louisville, Ky.
10/1	vs. East Carolina	Greenville, N.C.
10/8	at Cincinnati	Cincinnati, Ohio
10/15	vs. Tulane	Tampa, Fla.
10/29	at Houston	Houston, Texas
11/5	at Temple	Philadelphia, Pa.
11/12	vs. SMU	Tampa, Fla.
11/18	at Tulsa	Tulsa, Okla.
11/26	vs. UCF	Tampa, Fla.

DID YOU KNOW?

USF has played home games at the Tampa Bay Buccaneers' Raymond James Stadium since its opening in 1998. In September 2021, the university announced its intention to construct an on-campus stadium.

ATHLETIC COMMUNICATIONS

Brian Siegrist | (813) 974-4086
 siegrist@usf.edu
 gousfbulls.com



GAME 2 - BAYLOR BEARS

Saturday, Sept. 10, 2022 | 8:15 p.m. MT | ESPN

LaVell Edwards Stadium (63,470) | Provo, Utah

GENERAL INFO

University Established: 1845
 Enrollment: 20,626 (15,191 undergraduates)
 Location: Waco, Texas
 Football Conference: Big 12
 2021 Season: 12-2 (7-2) – Baylor finished the season ranked No. 5 after beating Oklahoma State in the Big 12 Championship and overpowering Ole Miss 21-7 to win the Allstate Sugar Bowl.
 Conference Championships: 9
 National Championships: none
 Bowl Game Appearances: 26
 All-Time Record: 621-587-44
 Consensus All-Americans: 18
 Heisman Trophy Winners: 1

COACHING STAFF

Head Coach: Dave Aranda

- Third season at Baylor (14-9 record)
- LSU Associate Head Coach/Defensive Coordinator/Linebackers Coach (2016-19)
- Wisconsin Defensive Coordinator/Linebackers Coach (2013-15)
- Utah State Defensive Coordinator (2012)
- Hawaii Defensive Coordinator (2010-11)
- Hawaii DL Coach (2008-09)
- Houston LB Coach (2003-04)

Offensive Coordinator/Tight Ends: Jeff Grimes
 Defensive Coordinator/ILB: Ron Roberts
 Quarterbacks: Shawn Bell
 Offensive Line: Eric Mateos
 Running Backs: Justin Johnson
 Wide Receivers: Dallas Baker
 Defensive Line: Dennis Johnson
 Outside Linebackers: Caleb Collins
 Cornerbacks: Kevin Curtis
 Safeties and Special Teams: Ronnie Wheat

BYU–BAYLOR SERIES

All-Time Series: 1-2 (Baylor leads)
 At BYU: 1-0
 At Baylor: 0-2
 First Meeting: Baylor 40, BYU 36 (Sept. 10, 1983)
 Last Meeting: Baylor 38, No. 19 BYU 24 (Oct. 16, 2021)

SERIES FACTS

- BYU single-game passing leader versus Baylor: Robbie Bosco | 363 yds | BYU 47, Baylor 13 (Sept. 8, 1984)
- BYU single-game rushing leader versus Baylor: Robert Parker | 131 yds | BYU 47, Baylor 13 (Sept. 8, 1984)
- BYU single-game receiving leader versus Baylor: Puka Nacua | 168 yds | Baylor 38, BYU 24
- BYU single-game all-purpose yards leader versus Baylor: Puka Nacua | 177 yds | Baylor 38, BYU 24

ALL-TIME RESULTS

- Baylor 40, BYU 36 (Sept. 10, 1983)
- No. 13 BYU 47, Baylor 13 (Sept. 8, 1984)
- Baylor 38, No. 19 BYU 24 (Oct. 16, 2021)

BAYLOR 2022 SCHEDULE

Date	Opponent	Location
9/3	vs. Albany	Waco, Texas
9/10	at BYU	Provo, Utah
9/17	vs. Texas State	Waco, Texas
9/24	at Iowa State	Ames, Iowa
10/1	vs. Oklahoma State	Stillwater, Okla.
10/13	at West Virginia	Morgantown, W.Va.
10/22	vs. Kansas	Waco, Texas
10/29	at Texas Tech	Lubbock, Texas
11/5	at Oklahoma	Norman, Okla.
11/12	vs. Kansas State	Waco, Texas
11/19	vs. TCU	Waco, Texas
11/26	at Texas	Austin, Texas

DID YOU KNOW?

Baylor is one of five of current Big 12 teams to have played the Cougars in Provo. (Baylor, Iowa State, Kansas State, TCU and Texas)

ATHLETIC COMMUNICATIONS

David Kaye | (254) 710-4389
 David_kaye@baylor.edu
 Baylorbears.com



GAME 3 - at OREGON DUCKS

Saturday, Sept. 17, 2022 | 12:30 p.m. PT | FOX
 Autzen Stadium (54,000) | Eugene, Oregon

GENERAL INFO

University Established: 1876
 Enrollment: 22,298
 Location: Eugene, Oregon
 Football Conference: Pac-12
 2021 Season: 10-4 (7-2), Pac-12 North Division Champions. Lost three of last four games including a 38-10 defeat to No. 17 Utah in the Pac-12 Championship Game and a 47-32 decision versus No. 16 Oklahoma in the Alamo Bowl.
 Conference Championships: 13
 National Championships: none
 Bowl Game Appearances: 35
 All-Time Record: 682-506-46
 Consensus All-Americans: 10
 Heisman Trophy Winners: 1

COACHING STAFF

- Head Coach: Dan Lanning
- First season at Oregon
- Georgia Defensive Coordinator (2019-21), Outside Linebackers Coach (2018)
- Memphis Inside Linebackers Coach (2016-17)
- Alabama Defensive Graduate Assistant (2015)

Offensive Coordinator/QB: Kenny Dillingham
 Co-Offensive Coordinator WR: Junior Adams
 Associate HC/OL/Run Game Coord.: Adrian Klemm
 Running Backs: Carlos Locklyn
 Tight Ends: Drew Mehringer
 Defensive Coordinator/Linebackers: Tosh Lupoi
 Co-DC/Safeties: Matt Powledge
 Defensive Line: Tony Tuioti
 CB/Passing Game Coord.: Demetrice Martin
 Special Teams Coordinator/Nickels: Joe Lorig

BYU-OREGON SERIES

All-Time Series: 3-3
 At BYU: 1-0
 At Oregon: 1-3
 First Meeting: Oregon 20, BYU 13 (Sept. 19, 1964)
 Last Meeting: No. 19 BYU 38, No. 21 Oregon 8 (Dec. 21, 2006)

- BYU single-game passing leader versus Oregon: Ty Detmer | 470 yards | BYU 45, Oregon 41 (Nov. 4, 1989)
- BYU single-game rushing leader versus Oregon: Curtis Brown | 120 yards | BYU 38, Oregon 8 (Dec. 21, 2006)
- BYU single-game receiving leader versus Oregon: Jeff Frandsen | 188 yards | BYU 45, Oregon 41 (Nov. 4, 1989)
- BYU single-game all-purpose yards leader versus Oregon: Jeff Frandsen | 188 yards | BYU 45, Oregon 41 (Nov. 4, 1989)

ALL-TIME RESULTS

- Oregon 20, BYU 13 (Sept. 19, 1964) \
- Oregon 27, BYU 14 (Oct. 2, 1965)
- BYU 17, Oregon 16 (Oct. 14, 1978)
- No. 23 BYU 45, Oregon 41 (Nov. 4, 1989)
- Oregon 32, No. 4 BYU 16 (Sept. 29, 1990)
- No. 19 BYU 18, No. 21 Oregon 8 (Dec. 21, 2006)

OREGON 2022 SCHEDULE

Date	Opponent	Location
9/3	vs. Georgia	Atlanta, Ga.
9/10	vs. Eastern Wash.	Eugene, Ore.
9/17	vs. BYU	Eugene, Ore.
9/24	at Washington St.	Pullman, Wash.
10/1	vs. Stanford	Eugene, Ore.
10/8	at Arizona	Tucson, Ariz.
10/22	vs. UCLA	Eugene, Ore.
10/29	at Cal	Berkeley, Calif.
11/5	at Colorado	Boulder, Colo.
11/12	vs. Washington	Eugene, Ore.
11/19	vs. Utah	Eugene, Ore.
11/25	at Oregon State	Corvallis, Ore.

DID YOU KNOW?

BYU's 38-8 win over Oregon in the 2006 Las Vegas Bowl tied for the second-largest margin of victory during that bowl season.

ATHLETIC COMMUNICATIONS

Nate Krueger | 541-346-5475
 nkrueger@uoregon.edu
 goducks.com



GAME 4 - WYOMING COWBOYS

Saturday, Sept. 24, 2022 | TBA | ESPN Networks

LaVell Edwards Stadium [63,470] | Provo, Utah

GENERAL INFO

University Established: 1886
 Enrollment: 11,479
 Location: Laramie, Wyoming
 Football Conference: Mountain West
 2021 Season: 7-6 (2-6), the Cowboys shook off a mid-season four game losing streak to reach bowl eligibility and defeat Kent State 52-38 in the Famous Idaho Potato Bowl.
 Conference Championships: 14
 National Championships: none
 Bowl Game Appearances: 17
 All-Time Record: 549-589-28
 Consensus All-Americans: 4

COACHING STAFF

Head Coach: Craig Bohl
 • Ninth season at Wyoming (2014-present) with a 45-50 record
 • North Dakota State head coach (2003-13)
 • Nebraska Defensive Coordinator (2000-02)
 • Nebraska Linebackers Coach (1995-99)
 • Duke Defensive Coordinator (1994)
 • Rice Defensive Coordinator (1989-93)
 • Wisconsin Linebackers Coach (1987-88)
 • Tulsa Linebackers Coach (1985-86)
 • North Dakota State Defensive Back (1984)
 • Played defensive back at Nebraska (1977-79)
 Associate HC/Passing Game Coord.WR: Mike Grant
 Offensive Coordinator/QB: Tim Polasek
 Offensive Line: Joe Tripodi
 RB/Director of Player Personnel: Gordie Haug
 TE/FB/Co-Sp. Teams Coord.: Shannon Moore
 DC/Safeties: Jay Sawvel
 Defensive Run Game Coord/DT: Pete Kaligis
 Defensive Ends: Marty English
 Defensive Tackles: Oscar Giles
 Linebackers: Aaron Bohl
 CB/Co-Special Teams Coordinator: Benny Boyd

BYU-WYOMING SERIES

All-Time Series: 45-30-3 (BYU leads)
 At BYU: 26-13-1
 At Wyoming: 17-17-2
 Neutral: 2-0
 First Meeting: BYU 7, Wyoming 0 (Nov. 14, 1922)
 Last Meeting: BYU 24, Wyoming 21 (Dec. 21, 2016)

SERIES FACTS

- BYU single-game all-time passing leader versus Wyoming: Ty Detmer | 484 yards | No. 8 BYU 45, No. 25 Wyoming 14 (Nov. 10, 1990)
- BYU single-game all-time rushing leader versus Wyoming: Jeff Blanc | 215 yards | BYU 33, Wyoming 20 (Oct. 25, 1975)

- BYU single-game all-time receiver leader versus Wyoming: Mark Bellini | 159 yards | BYU 34, Wyoming 22 (Oct. 18, 1986)
- BYU single-game all-purpose yards leader versus Wyoming: Jeff Blanc | 244 yards | BYU 33, Wyoming 20 (Oct. 25, 1975)

ALL-TIME RESULTS

- BYU 7, Wyoming 0 (Nov. 14, 1922)
- Wyoming 13, BYU 0 (Nov. 30, 1922)
- BYU 40, Wyoming 0 (Nov. 23, 1929)
- BYU 19, Wyoming 12 (Sept. 27, 1930)
- Wyoming 13, BYU 7 (Nov. 13, 1931)
- BYU 25, Wyoming 0 (Oct. 29, 1932)
- BYU 6, Wyoming 3 (Nov. 30, 1933)
- Wyoming 7, BYU 0 (Oct. 6, 1934)
- BYU 13, Wyoming 6 (Oct. 26, 1935)
- BYU 32, Wyoming 7 (Nov. 21, 1936)
- BYU 19, Wyoming 0 (Nov. 6, 1937)
- BYU 24, Wyoming 13 (Oct. 8, 1938)
- BYU 7, Wyoming 7 (Nov. 25, 1939)
- BYU 20, Wyoming 0 (Oct. 11, 1940)
- BYU 23, Wyoming 7 (Nov. 8, 1941)
- Wyoming 13, BYU 6 (Oct. 2, 1942)
- BYU 6, Wyoming 3 (Nov. 2, 1946)
- Wyoming 12, BYU 7 (Oct. 4, 1947)
- BYU 15, Wyoming 14 (Nov. 20, 1948)
- Wyoming 45, BYU 0 (Oct. 29, 1949)
- Wyoming 48, BYU 0 (Nov. 11, 1950)
- BYU 20, Wyoming 20 (Oct. 20, 1951)
- Wyoming 24, BYU 13 (Nov. 1, 1952)
- Wyoming 27, BYU 0 (Oct. 31, 1953)
- Wyoming 34, BYU 13 (Nov. 13, 1954)
- Wyoming 14, BYU 6 (Oct. 29, 1955)
- Wyoming 7, BYU 6 (Nov. 17, 1956)
- BYU 0, Wyoming 0 (Oct. 19, 1957)
- Wyoming 22, BYU 14 (Nov. 22, 1958)
- Wyoming 21, BYU 6 (Oct. 17, 1959)
- Wyoming 30, BYU 6 (Nov. 19, 1960)
- Wyoming 36, BYU 8 (Oct. 21, 1961)
- BYU 14, Wyoming 7 (Nov. 17, 1962)
- Wyoming 41, BYU 14 (Oct. 19, 1963)
- Wyoming 31, BYU 11 (Nov. 21, 1964)
- Wyoming 34, BYU 6 (Oct. 23, 1965)
- Wyoming 47, BYU 14 (Nov. 19, 1966)
- Wyoming 26, BYU 10 (Oct. 7, 1967)
- Wyoming 20, BYU 17 (Oct. 12, 1968)
- No. 16 Wyoming 40, BYU 7 (Oct. 18, 1969)
- BYU 23, Wyoming 3 (Oct. 31, 1970)
- BYU 35, Wyoming 17 (Oct. 16, 1971)
- BYU 33, Wyoming 14 (Nov. 4, 1972)
- Wyoming 41, BYU 21 (Oct. 27, 1973)
- BYU 38, Wyoming 7 (Oct. 12, 1974)
- BYU 33, Wyoming 20 (Oct. 25, 1975)

WYOMING 2022 SCHEDULE

Date	Opponent	Location
8/27	at Illinois	Champaign, Ill.
9/3	vs. Tulsa	Laramie, Wyo.
9/10	vs. Northern Colorado	Laramie, Wyo.
9/17	vs. Air Force	Laramie, Wyo.
9/24	at BYU	Provo, Utah
10/1	vs. San Jose State	Laramie, Wyo.
10/8	at New Mexico	Albuquerque, N.M.
10/22	vs. Utah State	Laramie, Wyo.
10/29	at Hawaii	Honolulu, Hawaii
11/12	at Colorado State	Fort Collins, Colo.
11/19	vs. Boise State	Laramie, Wyo.
11/26	at Fresno State	Fresno, Calif.

- Wyoming 34, BYU 29 (Oct. 9, 1976)
- No. 17 BYU 10, Wyoming 7 (Oct. 22, 1977)
- BYU 48, Wyoming 14 (Nov. 4, 1978)
- No. 13 BYU 54, Wyoming 14 (Oct. 20, 1979)
- BYU 52, Wyoming 17 (Oct. 11, 1980)
- Wyoming 33, No. 13 BYU 20 (Oct. 24, 1981)
- BYU 23, Wyoming 13 (Nov. 6, 1982)
- No. 20 BYU 41, Wyoming 10 (Oct. 8, 1983)
- No. 5 BYU 41, Wyoming 38 (Oct. 13, 1984)
- No. 17 BYU 59, Wyoming 0 (Nov. 2, 1985)
- BYU 34, Wyoming 22 (Oct. 18, 1986)
- Wyoming 29, BYU 27 (Oct. 19, 1987)
- Wyoming 24, BYU 14 (Sept. 1, 1988)
- BYU 36, Wyoming 20 (Oct. 7, 1989)
- No. 8 BYU 45, No. 25 Wyoming 14 (Nov. 10, 1990)
- BYU 56, Wyoming 31 (Nov. 9, 1991)
- BYU 31, Wyoming 28 (Oct. 17, 1992)
- BYU 23, Wyoming 20 (Oct. 21, 1995)
- No. 6 BYU 28, No. 25 Wyoming 25 OT (Dec. 7, 1996)
- Wyoming 31, No. 15 BYU 17 (Nov. 13, 1999)
- BYU 19, Wyoming 7 (Oct. 26, 2000)
- No. 9 BYU 41, Wyoming 34 (Nov. 10, 2001)
- BYU 35, Wyoming 31 (Nov. 9, 2002)
- Wyoming 13, BYBU 10 (Oct. 18, 2003)
- BYU 24, Wyoming 13 (Oct. 16, 2004)
- BYU 35, Wyoming 21 (Nov. 12, 2005)
- No. 25 BYU 55, Wyoming 7 (Nov. 9, 2006)
- BYU 35, Wyoming 10 (Nov. 17, 2007)
- No. 14 BYU 44, Wyoming 0 (Sept. 20, 2008)
- No. 25 BYU 52, Wyoming 0 (Nov. 7, 2009)
- BYU 25, Wyoming 20 (Oct. 23, 2010)
- BYU 24, Wyoming 21 (Dec. 21, 2016)

DID YOU KNOW?

Wyoming became BYU's first ever opponent to finish the season ranked in the AP Top-25 when the Cowboys came in at No. 16 in the final poll of the 1959 season.

ATHLETIC COMMUNICATIONS

Tim Harkins | 307-766-2321
 tharkins@uwyo.edu
 gowyo.com



GAME 5 - UTAH STATE AGGIES

Thursday, Sept. 29, 2022 | 6 p.m. MT | ESPN

LaVell Edwards Stadium (63,470) | Provo, Utah

GENERAL INFO

General Info
 University Established: 1888
 Enrollment: 27,426 (24,255 undergraduate)
 Location: Logan, Utah
 Football Conference: Mountain West
 2021 Season: 11-3 (6-2) – Utah State won six of their last seven regular season games to secure a Mountain Division title before beating No. 19 San Diego State 46-13 to claim the Mountain West crown. The Aggies finished off the season with a win over Oregon State in the LA Bowl.
 Conference Championships: 13
 National Championships: none
 Bowl Game Appearances: 14
 All-Time Record: 570-555-31
 Consensus All-Americans: 3

COACHING STAFF

Head Coach: Blake Anderson

- Second season at Utah State (11-3 record)
- Arkansas State head coach (2014-20)
- North Carolina offensive coordinator and quarterbacks coach (2012-13)
- Southern Miss offensive assistant (2008-09) offensive coordinator (2010-11)
- Louisiana offensive coordinator and quarterbacks coach (2007)
- Middle Tennessee State co-offensive coordinator and wide receivers coach (2002-04)
- New Mexico running backs coach (1999-2000) and wide receivers coach (2001)

Offensive Coordinator/QB: Anthony Tucker
 Defensive Coordinator/Safeties: Ephraim Banda
 Special Teams Coordinator/OLB: Nick Paremski
 Passing Game Coordinator/WR: Kyle Cefalo
 Offensive Line: Micah James
 Running Backs: Chuckie Keeton
 Tight Ends: DJ Tialavea
 Defensive Line: Alex Devine
 Inside Linebackers: Mike Zuckerman
 Cornerbacks: LaMarcus Hicks

BYU-UTAH STATE SERIES

All-Time Series: 50-37-3 (BYU leads)
 At BYU: 28-18-1
 At Utah State: 19-19-2
 Neutral: 3-0
 First Meeting: Utah State 41, BYU 3 (Oct. 7, 1922)
 Last Meeting: No. 13 BYU 34, Utah State 20 (Oct. 1, 2021)

SERIES FACTS

- BYU single-game passing leader versus Utah State: John Walsh | 619 yards | Utah State 58, BYU 56 | Oct. 30, 1993
- BYU single-game rushing leader versus Utah State: Tyler Allgeier | 218 yards | BYU 34, Utah State 20 | Oct. 1, 2021

- BYU single-game receiving leader versus Utah State: Eric Drage | 196 yards | BYU 30, Utah State 9 | Oct. 2, 1992
- BYU single-game all-purpose yards leader versus Utah State: Luke Staley | 300 yards | BYU 54, Utah State 34 | Oct. 5, 2001

ALL-TIME RESULTS

- Utah State 41, BYU 3 (Oct. 7, 1922)
- Utah State 40, BYU 0 (Nov. 12, 1923)
- Utah State 13, BYU 9 (Nov. 7, 1924)
- Utah State 14, BYU 0 (Oct. 24, 1925)
- BYU 0, Utah State 0 (Oct. 15, 1926)
- Utah State 22, BYU 0 (Oct. 29, 1927)
- Utah State 10, BYU 0 (Oct. 27, 1928)
- BYU 7, Utah State 6 (Oct. 18, 1929)
- BYU 39, Utah State 14 (Nov. 1, 1930)
- BYU 6, Utah State 0 (Nov. 7, 1931)
- BYU 18, Utah State 6 (Nov. 19, 1932)
- Utah State 14, BYU 0 (Nov. 18, 1933)
- Utah State 15, BYU 0 (Nov. 3, 1934)
- Utah State 27, BYU 0 (Nov. 16, 1935)
- Utah State 13, BYU 0 (Oct. 17, 1936)
- BYU 54, Utah State 0 (Nov. 13, 1937)
- BYU 0, Utah State 0 (Nov. 11, 1939)
- BYU 12, Utah State 7 (Nov. 2, 1940)
- BYU 28, Utah State 0 (Nov. 1, 1941)
- Utah State 9, BYU 6 (Oct. 31, 1942)
- 1943-45 no games due to WWII
- BYU 0, Utah State 0 (Nov. 9, 1946)
- BYU 27, Utah State 12 (Oct. 25, 1947)
- Utah State 20, BYU 7 (Oct. 23, 1948)
- Utah State 22, BYU 3 (Nov. 5, 1949)
- BYU 34, Utah State 13 (Nov. 4, 1950)
- BYU 28, Utah State 27 (Nov. 10, 1951)
- Utah State 27, BYU 26 (Nov. 15, 1952)
- Utah State 14, BYU 7 (Oct. 16, 1953)
- Utah State 45, BYU 13 (Oct. 30, 1954)
- Utah State 47, BYU 21 (Nov. 5, 1955)
- Utah State 33, BYU 7 (Oct. 27, 1956)
- BYU 14, Utah State 0 (Nov. 2, 1957)
- BYU 13, Utah State 6 (Nov. 1, 1958)
- BYU 18, Utah State 0 (Oct. 31, 1959)
- Utah State 34, BYU 0 (Oct. 29, 1960)
- Utah State 31, BYU 8 (Nov. 4, 1961)
- Utah State 27, BYU 21 (Oct. 27, 1962)
- Utah State 26, BYU 0 (Nov. 2, 1963)
- BYU 28, Utah State 14 (Oct. 31, 1964)
- Utah State 34, BYU 21 (Oct. 30, 1965)
- BYU 27, Utah State 7 (Oct. 8, 1966)
- Utah State 30, BYU 9 (Nov. 4, 1967)
- Utah State 34, BYU 8 (Nov. 9, 1968)
- BYU 21, Utah State 3 (Nov. 15, 1969)
- BYU 27, Utah State 20 (Oct. 24, 1970)
- Utah State 29, BYU 7 (Oct. 9, 1971)
- Utah State 42, BYU 19 (Sep. 23, 1972)
- Utah State 13, BYU 7 (Oct. 6, 1973)
- Utah State 9, BYU 6 (Sep. 21, 1974)

UTAH STATE 2022 SCHEDULE

Date	Opponent	Location
8/27	vs. UConn	Logan, Utah
9/3	at Alabama	Tuscaloosa, Ala.
9/10	vs. Weber State	Logan, Utah
9/24	vs. UNLV	Logan, Utah
9/29	at BYU	Provo, Utah
10/8	vs. Air Force	Logan, Utah
10/15	at Colorado State	Fort Collins, Colo.
10/22	at Wyoming	Laramie, Wyo.
11/5	vs. New Mexico	Logan, Utah
11/12	at Hawaii	Honolulu, Hawaii
11/19	vs. San Jose State	Logan, Utah
11/26	at Boise State	Boise, Idaho

- BYU 24, Utah State 7 (Nov. 8, 1975)
- BYU 45, Utah State 14 (Oct. 23, 1976)
- No. 20 BYU 65, Utah State 6 (Sep. 24, 1977)
- Utah State 24, BYU 7 (Oct. 7, 1978)
- No. 16 BYU 48, Utah State 24 (Oct. 13, 1979)
- BYU 70, Utah State 46 (Oct. 18, 1980)
- No. 10 BYU 32, Utah State 26 (Oct. 2, 1981)
- Utah State 20, BYU 17 (Oct. 30, 1982)
- No. 15 BYU 38, Utah State 34 (Oct. 29, 1983)
- No. 3 BYU 38, Utah State 13 (Nov. 24, 1984)
- No. 18 BYU 44, Utah State 0 (Nov. 9, 1985)
- No. 18 BYU 52, Utah State 0 (Sep. 6, 1986)
- BYU 45, Utah State 24 (Oct. 2, 1987)
- BYU 38, Utah State 3 (Sep. 30, 1988)
- BYU 37, Utah State 10 (Sep. 30, 1989)
- No. 4 BYU 45, Utah State 10 (Nov. 24, 1990)
- BYU 38, Utah State 10 (Oct. 4, 1991)
- BYU 30, Utah State 9 (Oct. 2, 1992)
- Utah State 58, BYU 56 (Oct. 30, 1993)
- BYU 34, Utah State 6 (Sep. 30, 1994)
- No. 21 BYU 45, Utah State 17 (Oct. 4, 1996)
- No. 24 BYU 42, Utah State 35 (Oct. 3, 1997)
- BYU 34, Utah State 31 (Oct. 1, 1999)
- BYU 38, Utah State 14 (Oct. 6, 2000)
- No. 20 BYU 54, Utah State 34 (Oct. 5, 2001)
- BYU 35, Utah State 34 (Oct. 4, 2002)
- BYU 38, Utah State 0 (Sep. 23, 2006)
- No. 8 BYU 34, Utah State 14 (Oct. 3, 2008)
- No. 20 BYU 35, Utah State 17 (Oct. 2, 2009)
- Utah State 31, BYU 16 (Oct. 1, 2010)
- BYU 27, Utah State 24 (Sep. 30, 2011)
- BYU 6, Utah State 3 (Oct. 5, 2012)
- BYU 31, Utah State 14 (Oct. 4, 2013)
- Utah State 35, No. 18 BYU 20 (Oct. 3, 2014)
- BYU 51, Utah State 28 (Nov. 28, 2015)
- BYU 28, Utah State 10 (Nov. 26, 2016)
- Utah State 40, BYU 24 (Sep. 29, 2017)
- Utah State 45, BYU 20 (Oct. 5, 2018)
- BYU 42, Utah State 14 (Nov. 2, 2019)
- No. 13 BYU 34, Utah State 20 (Oct. 1, 2021)

DID YOU KNOW?

2022 marks 100 years since the first meeting between BYU and Utah State on Oct. 7, 1922.

ATHLETIC COMMUNICATIONS

Doug Hoffman 435-797-3714
 doug.hoffman@usu.edu
 utahstateaggies.com



GAME 6 - vs. NOTRE DAME FIGHTING IRISH

Saturday, Oct. 8, 2022 | 4:30 p.m. PT | NBC

Alliegiant Stadium (65,000) | Las Vegas, Nevada

GENERAL INFO

University Established: 1842
 Enrollment: 12,809 (8,874 undergraduate)
 Location: South Bend, Indiana
 Football Conference: none – Independent
 2021 Season: 11-2 – Notre Dame won seven straight games by an average of 24 points to finish the regular season prior to a 37-35 loss to No. 9 Oklahoma State in the Fiesta Bowl.
 Conference Championships: N/A
 National Championships: 11
 Bowl Game Appearances: 38
 All-Time Record: 929-331-42 (3rd in FBS)
 Consensus All-Americans 105 (1st in FBS)
 Heisman Trophy Winner: 7 (1st in FBS)

COACHING STAFF

Head Coach: Marcus Freeman

- First full season at Notre Dame (coached in 2022 Fiesta Bowl)
- Notre Dame defensive coordinator/linebackers (2021)
- Cincinnati defensive coordinator/linebackers (2017-20)
- Purdue co-defensive coordinator (2016)
- Purdue linebackers (2013-15)
- Kent State linebackers (2011-12)
- Ohio State Graduate Assistant (2010)
- Played linebacker at Ohio State (2004-08)

Offensive Coordinator/QB: Tommy Rees
 Defensive Coordinator/Linebackers: Al Golden
 Special Teams Coordinator: Brian Mason
 Offensive Line: Harry Hiestand
 Running Backs: Deland McCullough
 Wide Receivers: Chansi Stuckey
 Tight Ends: Gerad Parker
 Defensive Line/Defensive Run Game Coordinator: Al Washington
 Cornerbacks: Mike Mickens
 Safeties: Chris O'Leary

BYU–NOTRE DAME SERIES

All-Time Series: 6-2 (Notre Dame leads)
 At BYU: 1-1
 At Notre Dame: 1-5
 Neutral – first meeting
 First Meeting: Notre Dame 42, BYU 16 (Oct. 24, 1992)
 Last Meeting: Notre Dame 23, BYU 13 (Nov. 23, 2013)

SERIES FACTS

- BYU single-game passing leader versus Notre Dame: Ryan Hancock | 339 yards | Notre Dame 42, BYU 16 (Oct. 24, 1992)
- BYU single-game rushing leader versus Notre Dame: Taysom Hill | 101 yards | Notre Dame 23, BYU 13 (Nov. 23, 2013)
- BYU single-game receiving leader versus Notre Dame: Todd Watkins | 115 yards | BYU 20, Notre Dame 17 (Sept. 4, 2004)
- BYU single-game all-purpose yards leader versus Notre Dame: Jamal Willis | 158 yards | BYU 21, Notre Dame 14 (Oct. 15, 1994)

ALL-TIME RESULTS

- No. 10 Notre Dame 42, BYU 16 (Oct. 24, 1992)
- No. 3 Notre Dame 45, BYU 20 (Oct. 16, 1993)
- BYU 21, No. 17 Notre Dame 14 (Oct. 15, 1994)
- Notre Dame 33, BYU 14 (Nov. 15, 2003)
- BYU 20, Notre Dame 17 (Sept. 4, 2004)
- No. 9 Notre Dame 49, BYU 23 (Oct. 22, 2005)
- No. 5 Notre Dame 17, BYU 14 (Oct. 20, 2012)
- Notre Dame 23, BYU 13 (Nov. 23, 2013)

NOTRE DAME 2022 SCHEDULE

Date	Opponent	Location
9/3	at Ohio State	Columbus, Ohio
9/10	vs. Marshall	South Bend, Ind.
9/17	vs. Cal	South Bend, Ind.
9/24	at North Carolina	Chapel Hill, N.C.
10/8	vs. BYU	Las Vegas, Nev.
10/15	vs. Stanford	South Bend, Ind.
10/22	vs. UNLV	South Bend, Ind.
10/29	at Syracuse	Syracuse, N.Y.
11/5	vs. Clemson	South Bend, Ind.
11/12	vs. Navy	South Bend, Ind.
11/19	vs. Boston College	South Bend, Ind.
11/26	at USC	Los Angeles, Calif.

DID YOU KNOW? Notre Dame is one of five opponents BYU has faced all-time ranked in the top-3 of the AP Top-25. (No. 1 Miami – 1990, No. 2 Miami – 1988, No. 2 Florida State – 2000, No. 3 Notre Dame – 1993, No. 3 USC – 2004)

ATHLETIC COMMUNICATIONS
 Katy Lonergan | 785-764-9941
 Klonerg2@nd.edu
 Und.com



GAME 7 - ARKANSAS RAZORBACKS

Saturday, Oct. 15, 2022 | TBD | ESPN Networks

LaVell Edwards Stadium (63,470) | Provo, Utah

GENERAL INFO

University Established: 1871
 Enrollment: 29,068 (24,265 undergraduate)
 Location: Fayetteville, Arkansas
 Football Conference: SEC
 2021 Season: 9-4 (4-4) – second-year head coach Sam Pittman led Arkansas to its first winning season since 2016. Highlights included wins over No. 7 Texas A&M and No. 17 Mississippi State along with a 24-10 victory over Penn State in the Outback Bowl on New Year’s Day.
 Conference Championships: 13
 National Championships: 1
 Bowl Game Appearances: 43
 All-Time Record: 729-525-40
 Consensus All-Americans: 25

COACHING STAFF

Head Coach: Sam Pittman

- Third season at Arkansas (12-11 record, 2020-)
- Georgia Offensive Line (2016-19)
- Arkansas Assistant Head Coach/Offensive Line (2013-15)
- Tennessee Offensive Line (2012)
- North Carolina Associate Head Coach (2011), Offensive Line (2007-11)
- Northern Illinois Assistant Head Coach (2004-06), Offensive Linen (2003-06)

Associate HC/DC/Safeties: Barry Odom
 Assistant HC/Sp. Tms. Coord: Scott Fountain
 Offensive Coordinator/QB: Kendal Briles
 Offensive Line: Cody Kennedy
 Running Backs: Jimmy Smith
 Wide Receivers: Kenny Guiton
 Tight Ends: Dowell Loggains
 Defensive Line: Deke Adams
 Linebackers: Michael Scherer
 Cornerbacks: Dominique Bowman

BYU-ARKANSAS SERIES

First Meeting

BYU vs. SEC

All-Time Series: 4-6
 At BYU: 1-1
 At SEC Opponent: 3-3
 Neutral Site: 0-2
 First Meeting: No. 6 Georgia 17, BYU 14 (Sept. 11, 1982)
 Last Meeting: BYU 29, Tennessee 26 (2OT) (Sept. 7, 2019)

SERIES FACTS

- BYU single-game passing leader versus SEC: Brandon Doman | 390 yards | No. 10 BYU 41, Mississippi State 38 (Dec. 1, 2001)
- BYU single-game rushing leader versus SEC: Luke Staley | 149 yards | No. 10 BYU 41, Mississippi State 38 (Dec. 1, 2001)
- BYU single-game receiving leader versus SEC: Reno Mahe | 189 yards | No. 10 BYU 41, Mississippi State 38 (Dec. 1, 2001)
- BYU single-game all-purpose yards leader versus SEC: Reno Mahe | 189 yards | No. 10 BYU 41, Mississippi State 38 (Dec. 1, 2001)

ALL-TIME RESULTS VS. SEC

- No. 6 Georgia 17, BYU 14 (Sept. 11, 1982)
- Alabama 38, BYU 31 (Sept. 5, 1998)
- Mississippi State 44, BYU 28 (Sept. 14, 2000)
- No. 10 BYU 41, Mississippi State 38 (Dec. 1, 2001)
- BYU 14, Ole Miss 13 (Sept. 3, 2011)
- Missouri 20, BYU 16 (Nov. 14, 2015)
- BYU 28, Mississippi State 21 (2OT) (Oct. 14, 2016)
- No. 13 LSU 27, BYU 0 (Sept. 2, 2017)
- Mississippi State 35, BYU 10 (Oct. 14, 2017)
- BYU 29, Tennessee 26 (2OT) (Sept. 7, 2019)

ARKANSAS 2022 SCHEDULE

Date	Opponent	Location
9/3	vs. Cincinnati	Fayetteville, Ark.
9/10	vs. South Carolina	Fayetteville, Ark.
9/17	vs. Missouri State	Fayetteville, Ark.
9/24	vs. Texas A&M	Arlington, Texas
10/1	vs. Alabama	Fayetteville, Ark.
10/8	at Mississippi St.	Starkville, Miss.
10/15	at BYU	Provo, Utah
10/29	at Auburn	Auburn, Ala.
11/5	vs. Liberty	Fayetteville, Ark.
11/12	vs. LSU	Fayetteville, Ark.
11/19	vs. Ole Miss	Fayetteville, Ark.
11/26	at Missouri	Columbia, Mo.

DID YOU KNOW? This marks just the fourth time in 32 years in which the Razorbacks have played a game in the Mountain or Pacific time zones. They are 0-3 in their last three trips west, with losses at Colorado State in 2018, USC in 2005 and UNLV in 2000.

ATHLETIC COMMUNICATIONS

Kyle Parkinson | 479-575-2752
 kparkin@uark.edu
 arkansasrazorbacks.com



GAME 8 - at LIBERTY FLAMES

Saturday, Oct. 22, 2022 | TBA

Williams Stadium (25,000) | Lynchburg, Virginia

GENERAL INFO

University Established: 1971
 Total enrollment exceeds 100,000
 Location: Lynchburg, Virginia
 Football Conference: none
 2021 Season: 8-5 – Despite losing four of their last six regular season games, the Flames rolled past Eastern Michigan 56-20 to win the LendingTree Bowl. Liberty's 2021 campaign was highlighted by a dominant win over UAB and challenges at No. 16 Ole Miss and versus Louisiana and Army. Former quarterback Malik Willis was selected in the third round of the 2022 NFL Draft by the Tennessee Titans.
 Conference Championships: 8
 National Championships: none
 Bowl Game Appearances: 3
 All-Time Record: 278-249-4
 Consensus All-Americans: none

COACHING STAFF

Head Coach: Hugh Freeze

- Fourth season at Liberty (26-11 record)
- Three bowl bids and three bowl wins in three seasons at Liberty
- Arizona Hotshots Offensive Coordinator (2018)
- Ole Miss Head Coach (2012-16)
- Arkansas State Head Coach (2011)
- Arkansas State Offensive Coordinator (2011)
- San Jose State Offensive Coordinator (2010)
- Lambuth Head Coach (2008-09)
- Ole Miss Tight Ends Coach and Recruiting Coordinator (2006-07)

Co-Offensive Coordinator/QB: Kent Austin
 Co-Offensive Coordinator/WR: Maurice Harris
 Co-Defensive Coordinator/LB: Josh Aldridge
 Co-Defensive Coordinator/S: Jack Curtis
 Offensive Line: Chris Klenakis
 Running Backs: Bruce Johnson
 Tight Ends: Ben Aigamaua
 Defensive Line: Jeremy Garrett
 Defensive Backs: Darius Eubanks
 Special Teams Coordinator/OLB: Tanner Burns

BYU-LIBERTY SERIES

All-Time Series: 1-0
 At BYU: 1-0
 First Meeting: BYU 31, Liberty 24 (Nov. 9, 2019)

SERIES FACTS

- BYU single-game passing leader versus Liberty: Baylor Romney | 262 yards | BYU 31, Liberty 24 (Nov. 9, 2019)
- BYU single-game rushing leader versus Liberty: Sione Finau | 69 yards | BYU 31, Liberty 24 (Nov. 9, 2019)
- BYU single-game receiving leader versus Liberty: Micah Simon | 91 yards | BYU 31, Liberty 24 (Nov. 9, 2019)
- BYU single-game all-purpose yards leader versus Liberty: Micah Simon | 93 yards | BYU 31, Liberty 24 (Nov. 9, 2019)

ALL-TIME RESULTS

- BYU 31, Liberty 24 (Nov. 9, 2019)

LIBERTY 2022 SCHEDULE

Date	Opponent	Location
9/3	at Southern Miss	Hattiesburg, Miss.
9/10	vs. UAB	Lynchburg, Va.
9/17	at Wake Forest	Winston-Salem, N.C.
9/24	vs. Akron	Lynchburg, Va.
10/1	at Old Dominion	Norfolk, Va.
10/8	at UMass	Amherst, Mass.
10/15	vs. Gardner-Webb	Lynchburg, Va.
10/22	vs. BYU	Lynchburg, Va.
11/5	at Arkansas	Fayetteville, Ark.
11/12	at UConn	East Hartford, Conn.
11/19	vs. Virginia Tech	Lynchburg, Va.
11/26	vs. New Mexico St.	Lynchburg, Va.

DID YOU KNOW?

This marks just the third time in program history that BYU has played in the state of Virginia. The Cougars are 1-1 all-time in the state, with a win at Virginia in 2000 and a loss in Charlottesville in 2013.

ATHLETIC COMMUNICATIONS

Todd Wetmore | 434-582-2292
 twetmore@liberty.edu
 liberty.edu/flames/



GAME 9 - EAST CAROLINA PIRATES

Friday, Oct. 28, 2022 | 6 p.m. MT | ESPN2

LaVell Edwards Stadium (63,470) | Provo, Utah

GENERAL INFO

University Established: 1907
 Enrollment: 28,021 (23,056 undergraduate)
 Location: Greenville, North Carolina
 Football Conference: American Athletic
 2021 Season: 7-5 (5-3) – The Pirates achieved their first winning season since 2014, including victories over Marshall and Memphis, as they finished tied for third in the American. East Carolina was awarded a bid to the Military Bowl prior to its cancellation.
 Conference Championships: 7
 National Championships: none
 Bowl Game Appearances: 15
 All-Time Record: 451-439-12
 Consensus All-Americans: 3

COACHING STAFF

Head Coach: Mike Houston

Fourth year at East Carolina, 14-19 record)

- James Madison Head Coach (2016-18)
- The Citadel Head Coach (2014-15)
- Lenoir-Rhyne Head Coach (2011-13)
- Lenoir-Rhyne Defensive Coordinator (2007-10)
- Brevard College Defensive Coordinator (2006)

Offensive Coordinator/QB: Donnie Kirkpatrick
 Defensive Coordinator/ILB: Blake Harrell
 Special Teams Coordinator/DE/OLB: Tim Daoust
 Passing Game Coordinator/TE/IR: Latrell Scott
 RB/Recruiting Coordinator: Chris Foster
 Offensive Line: Steve Shankweiler
 Outside Receivers: Re'Quan Boyette
 Defensive Tackles: Roy Tesh
 Cornerbacks: Steve Ellis
 Safeties: Tripp Weaver

BYU–EAST CAROLINA SERIES

All-Time Series: 1-1

At BYU: 1-0

At East Carolina: 0-1

First Meeting: BYU 45, East Carolina 38 (Oct. 10, 2015)

Last Meeting: East Carolina 33, BYU 17 (Oct. 21, 2017)

SERIES FACTS

- BYU all-time passing leader versus East Carolina: Tanner Mangum | 332 yards | BYU 45, East Carolina 38 (Oct. 10, 2015)
- BYU all-time rushing leader versus East Carolina: Algernon Brown | 134 yards | BYU 45, East Carolina 38 (Oct. 10, 2015)
- BYU all-time receiving leader versus East Carolina: Aleva Hifo | 148 yards | East Carolina 33, BYU 17 (Oct. 21, 2017)
- BYU all-time all-purpose yards leader versus East Carolina: Algernon Brown | 154 yards | BYU 45, East Carolina 38 (Oct. 10, 2015)

ALL-TIME RESULTS

- BYU 45, East Carolina 38 (Oct. 10, 2015)
- East Carolina 33, BYU 17 (Oct. 21, 2017)

ECU 2022 SCHEDULE

Date	Opponent	Location
9/3	vs. NC State	Greenville, N.C.
9/10	vs. Old Dominion	Greenville, N.C.
9/17	vs. Campbell	Greenville, N.C.
9/24	vs. Navy	Greenville, N.C.
10/1	at South Florida	Tampa, Fla.
10/8	at Tulane	New Orleans, La.
10/15	vs. Memphis	Greenville, N.C.
10/22	vs. UCF	Greenville, N.C.
10/28	at BYU	Provo, Utah
11/11	at Cincinnati	Cincinnati, Ohio
11/19	vs. Houston	Greenville, N.C.
11/26	at Temple	Philadelphia, Pa.

DID YOU KNOW?

East Carolina is the only team BYU has ever played from the state of North Carolina.

ATHLETIC COMMUNICATIONS

Tom McClellan | 252-737-1274
 mcclellant@ecu.edu
 ecupirates.com



GAME 10 - at BOISE STATE BRONCOS

Saturday, Nov. 5, 2022 | TBA | FOX, FS1 or FS2

Albertsons Stadium (36,387) | Boise, Idaho

GENERAL INFO

University Established: 1932
 Enrollment: 24,103
 Location: Boise, Idaho
 Football Conference: Mountain West
 2021 Season: 7-5 (5-3) – Boise State won four of their last five games including a 40-14 defeat of No. 23 Fresno State. The Broncos finished third in the Mountain West Mountain Division and earned a bid to the Arizona Bowl before its cancellation.
 Conference Championships: 20
 National Championships: none
 Bowl Game Appearances: 20
 All-Time Record: 473-176-2
 Consensus All-Americans: 3

COACHING STAFF

Head Coach: Andy Avalos
 • Second season as head coach at Boise State (7-5 record)
 • Oregon Defensive Coordinator (2019-20)
 • Boise State Defensive Coordinator (2012-18)
 • Sacramento State Linebackers Coach (2011)
 • Nebraska Kearney Defensive Line Coach (2009-10)
 • Colorado Graduate Assistant (2006-08)
 • Played linebacker for Boise State (2000-04)
 Associate Head Coach/Special Teams Coordinator/Running Backs: Keith Bhonapha
 Assistant HC/Defensive Line: Frank Maile
 Offensive Coordinator/Quarterbacks: Tim Plough
 Defensive Coordinator/ILB: Spencer Danielson
 Co-Defensive Coordinator/Safeties: Kane Ioane
 Offensive Line: Tim Keane
 Wide Receivers: Matt Miller
 Co-Special Teams Coord./Edge: Kelly Poppinga
 Run Game Coordinator/TE: Nate Potter
 Cornerbacks: Demario Warren

BYU–BOISE STATE SERIES

All-Time Series: 4-8 (Boise State leads)
 At BYU: 3-3
 At Boise State: 1-5
 First Meeting: Boise State 50, BYU 12 (Oct. 30, 2003)
 Last Meeting: Boise State 26, No. 10 BYU 17 (Oct. 9, 2021)

SERIES FACTS

- BYU all-time single-game passing leader versus Boise State: John Beck | 390 yards | Boise State 28, BYU 27 (Sept. 24, 2004)
- BYU all-time single-game rushing leader versus Boise State: Tyler Allgeier | 123 yards | BYU 51, Boise State 17 (Nov. 6, 2020)
- BYU all-time single-game receiving leader versus Boise State: Todd Watkins | 211 yards | Boise State 28, BYU 27 (Sept. 24, 2004)
- BYU all-time single-game all-purpose yards leader versus Boise State: Todd Watkins | 211 yards | Boise State 28, BYU 27 (Sept. 24, 2004)

ALL-TIME RESULTS

- Boise State 50, BYU 12 (Oct. 30, 2003)
- No. 21 Boise State 28, BYU 27 (Sept. 24, 2004)
- No. 24 Boise State 7, BYU 6 (Sept. 20, 2012)
- BYU 37, Boise State 20 (Oct. 25, 2013)
- Boise State 55, BYU 30 (Oct. 24, 2014)
- BYU 35, No. 20 Boise State 24 (Sept. 12, 2015)
- No. 14 Boise State 28, BYU 27 (Oct. 20, 2016)
- Boise State 24, BYU 7 (Oct. 6, 2017)
- Boise State 21, BYU 16 (Nov. 3, 2018)
- BYU 28, No. 14 Boise State 25 (Oct. 19, 2019)
- No. 9 BYU 51, No. 21 Boise State 17 (Nov. 6, 2020)
- Boise State 26, No. 10 BYU 17 (Oct. 9, 2021)

BOISE STATE 2022 SCHEDULE

Date	Opponent	Location
9/3	at Oregon State	Corvallis, Ore.
9/10	at New Mexico	Albuquerque, N.M.
9/17	vs. UT Martin	Boise, Idaho
9/23	at UTEP	El Paso, Texas
10/1	vs. San Diego St.	Boise, Idaho
10/8	vs. Fresno State	Boise, Idaho
10/22	at Air Force	Colorado Springs, Colo.
10/29	vs. Colorado St.	Boise, Idaho
11/5	vs. BYU	Boise, Idaho
11/12	at Nevada	Reno, Nev.
11/19	at Wyoming	Laramie, Wyo.
11/26	vs. Utah State	Boise, Idaho

DID YOU KNOW?

Boise State has lost just 13 times at home since 2000, the largest of these defeats (34 points), came in BYU's 51-17 win at Alberstons Stadium in 2020.

ATHLETIC COMMUNICATIONS

Joe Nickell | 208-426-3868
 JoeNickell@BoiseState.edu
 broncosports.com



GAME 11 - UTAH TECH TRAILBLAZERS

Saturday, Nov. 19, 2022 | 1:30 p.m. MT | BYUtv and ESPN3

LaVell Edwards Stadium (63,470) | Provo, UT

GENERAL INFO

University Established: 1911
 Enrollment: 12,043
 Location: St. George, Utah
 Football Conference: WAC
 2021 Season: 1-10 – Utah Tech took on a gauntlet of a schedule as it faced six FCS play-off teams in its 16th season of NCAA football and second at the Division I level.
 First Year of NCAA Play: 2006
 First Year of NCAA Division I FCS Play: 2021 (spring season)
 All-Time FCS Record: 3-13
 All-Time Four-Year Record: 57-116

COACHING STAFF

Head Coach: Paul Peterson

- Fourth season at Utah Tech (11-16 record, 2019-)
- Snow College Head Coach (2017-18)
- Sacramento State Offensive Coordinator and Quarterbacks Coach (2012-16)
- Southern Utah Passing Game Coordinator/Quarterbacks and Wide Receivers Coach (2008-11)
- BYU Offensive Graduate Assistant (2006)
- Played quarterback at Snow College (2001-02) and Boston College (2003-04)
- Served full-time mission for The Church of Jesus Christ of Latter-day Saints in Nicaragua (1999-2001)
- Brother of former BYU quarterback Charlie Peterson

Assistant Head Coach/Special Teams Coordinator: Mike Fassel
 Offensive Coordinator: Craig Stutzmann
 Co-Defensive Coordinator/Safeties Coach: Shane Hunter
 Co-Defensive Coordinator/Linebackers Coach: Misi Tupe
 Run Game Coordinator/Offensive Line Coach: John Hughes
 Running Backs/Tight Ends: Peter Tuitupou
 Wide Receivers: Billy Ray Stutzmann
 Defensive Line Coach: Loni Fangupo
 Defensive Pass Game Coordinator/Safeties/Nickelbacks: Michael Smith
 Cornerbacks: Kevin Whitley

BYU-UTAH TECH SERIES

First meeting

UTAH TECH 2022 SCHEDULE

Date	Opponent	Location
Sept. 3	at Sacramento St.	Sacramento, CA
Sept. 10	vs. Chadron St.	St. George, UT
Sept. 17	at Weber State	Ogden, UT
Sept. 24	at Southern Utah	Cedar City, UT
Oct. 1	vs. Abilene Christian	St. George, UT
Oct. 8	vs. Lamar	St. George, UT
Oct. 15	at Northern Iowa	Cedar Falls, Iowa
Oct. 29	at Stephen F. Austin	Nacogdoches, TX
Nov. 5	vs. Sam Houston St.	St. George, UT
Nov. 12	at Incarnate Word	San Antonio, TX
Nov. 19	at BYU	Provo, UT

DID YOU KNOW?

Dixie State head coach Paul Peterson is the younger brother of former BYU quarterback Charlie Peterson (1995, 1998-2001). Dixie State co-defensive coordinator and safeties coach Shane Hunter played linebacker at BYU (2007-10) and coached on Bronco Mendenhall's staff at Virginia (2016-21). Trailblazers' defensive line coach Loni Fangupo played his senior season for the Cougars in 2011 after transferring from USC.

ATHLETIC COMMUNICATIONS

Steve Johnson | 435-652-7524
 johnsons@dixie.edu
 dixiestateathletics.com



GAME 12 - at STANFORD CARDINAL

Saturday, Nov. 26, 2022 | TBA

Stanford Stadium (50,000) | Stanford, California

GENERAL INFO

University Established: 1891
 Enrollment: 16,937
 Location: Stanford, California
 Football Conference: Pac-12 (North Division)
 2021 Season: 3-9 (2-7) – Despite key wins over No. 14 USC and No. 3 Oregon, the Cardinal lost seven straight games to finish the season and missed a bowl game for the third consecutive season.
 Conference Championships: 15
 National Championships: 2
 Bowl Game Appearances: 30
 All-Time Record: 664-478-49
 Consensus All-Americans: 37
 Heisman Trophy Winners: 1

COACHING STAFF

Head Coach: David Shaw

- 12th season as Stanford Head Coach (93-45 record)
- Stanford Offensive Coordinator: 2007-10
- San Diego Passing Game Coordinator/Wide Receivers: 2006
- Baltimore Ravens Wide Receivers: 2005
- Baltimore Ravens Quarterbacks/Wide Receivers: 2002-04
- Oakland Raiders Quarterbacks: 2001
- Played wide receiver at Stanford 1991-94

Dir. of Defense/Assoc. HC/OLB: Lance Anderson
 Director of Offense/QB: Tavita Pritchard
 Special Teams Coordinator: Pete Alamar
 Offensive Line: Terry Heffernan
 Running Backs: Ron Gould
 Wide Receivers: Bobby Kennedy
 Tight Ends: Morgan Turner
 Defensive Line: Diron Reynolds
 Inside Linebackers: Eric Sanders
 Defensive Backs: Duane Akina

BYU-STANFORD

All-Time Series: 0-2 (Stanford leads)
 At BYU: 0-1
 At Stanford: 0-1
 First Meeting: Stanford 18, BYU 14 (Sept. 20, 2003)
 Last Meeting: Stanford 37, BYU 10 (Sept. 11, 2004)

SERIES FACTS

- BYU single-game passing leader versus Stanford: John Beck | 279 yards | Stanford 18, BYU 14 (Sept. 20, 2003)
- BYU single-game rushing leader versus Stanford: Curtis Brown | 47 yards | Stanford 37, BYU 10 (Sept. 11, 2004)
- BYU single-game receiving leader versus Stanford: Todd Watkins | 89 yards | Stanford 37, BYU 10 (Sept. 11, 2004)
- BYU single-game all-purpose yards leader versus Stanford: Toby Christensen | 123 yards | Stanford 18, BYU 14 (Sept. 20, 2003)

ALL-TIME RESULTS

- Stanford 18, BYU 14 (Sept. 20, 2003)
- Stanford 37, BYU 10 (Sept. 11, 2004)

STANFORD 2022 SCHEDULE

Date	Opponent	Location
Sept. 3	vs. Colgate	Stanford, Calif.
Sept. 10	vs. USC	Stanford, Calif.
Sept. 24	at Washington	Seattle, Wash.
Oct. 1	at Oregon	Eugene, Ore.
Oct. 8	vs. Oregon State	Stanford, Calif.
Oct. 15	at Notre Dame	South Bend, Ind.
Oct. 22	vs. Arizona State	Stanford, Calif.
Oct. 29	at UCLA	Pasadena, Calif.
Nov. 5	vs. Washington St.	Stanford, Calif.
Nov. 12	at Utah	SLC, Utah
Nov. 19	at Cal	Berkeley, Calif.
Nov. 26	vs. BYU	Stanford, Calif.

DID YOU KNOW? Stanford linebacker Levani Damuni, a native of Providence, Utah has numerous family connections to BYU football. Damuni's younger brother, Jovesa, will play for BYU following his return from a mission for The Church of Jesus Christ of Latter-day Saints in Chile. Damuni's uncle, Jack, is BYU's Director of Football Relations. Damuni's cousin, Raider will play for the Cougars following his return from a mission in San Francisco.

ATHLETIC COMMUNICATIONS

Scott Swegan | 419-575-9148
 swegans@stanford.edu
 gostanford.com

OPPONENT	WON	LOST	TIE	FIRST	LAST
Air Force Academy	24	7	0	1956	2010
Alabama	0	1	0	1998	1998
Arizona	12	12	1	1936	2021
Arizona State	8	20	0	1935	2021
Arkansas	First Meeting				
Arkansas State	1	0	0	1996	1996
Baylor	1	2	0	1983	2021
Boise State	4	8	0	2003	2021
Boston College	1	2	0	1985	2006
Bowling Green	1	1	0	1975	1983
California	3	2	0	1999	2018
California-Davis	2	2	1	1926	1937
Cal Poly	1	0	0	1960	1960
Cincinnati	2	0	0	2015	2016
Coastal Carolina	0	1	0	2020	2020
Colorado College	4	3	0	1923	1936
Colorado	3	8	1	1923	1988
Colorado Mines	1	1	1	1922	1927
Colorado State	39	27	3	1922	2010
Colo. St. Teachers	6	3	1	1923	1937
Connecticut	2	0	0	2014	2015
Denver	7	15	0	1933	1960
East Carolina	1	1	0	2015	2017
Eastern Illinois	1	0	0	2005	2005
Eastern Washington	1	0	0	2007	2007
Florida State	0	4	0	1991	2010
Fort Douglas	0	1	0	1942	1942
Fort Hood	1	0	0	1950	1950
Fresno State	5	6	0	1956	2017
George Washington	0	2	0	1962	1963
Georgia	0	1	0	1982	1982
Georgia Southern	1	0	0	2021	2021
Georgia Tech	3	1	0	2002	2013
Hawaii	23	8	0	1930	2018
Houston	3	0	0	2013	2014
Idaho, College of	1	0	1	1928	1930
Idaho	3	2	0	1953	2012
Idaho State	7	0	0	1932	2021
Indiana	0	1	0	1979	1979
Iowa	0	0	1	1991	1991
Iowa State	0	4	0	1968	1974
Kansas	0	1	0	1992	1992
Kansas State	4	4	0	1957	1997
Liberty	1	0	0	2019	2019
Long Beach State	5	0	0	1972	1981
Los Angeles State	1	0	0	1955	1955
Louisiana State	0	1	0	2017	2017
Louisiana Tech	1	0	0	2020	2020
Louisville	0	1	0	2001	2001
Marshall	0	1	0	1999	1999
McNeese State	1	0	0	2018	2018
Miami	1	1	0	1988	1990
Michigan	1	1	0	1984	2015
Michigan State	1	0	0	2016	2016
Middle Tennessee	2	0	0	2013	2014
Mississippi State	2	2	0	2000	2017
Missouri	1	1	0	1983	2015
Montana	12	4	0	1937	1963
Montana State	8	7	0	1923	1947
Mt. St. Charles (Carroll)	0	0	1	1930	1930
Murray State	1	0	0	1998	1998
Navy	2	1	0	1978	2020
Nebraska	1	0	0	2015	2015
New Mexico	45	14	1	1951	2010
New Mexico State	3	0	0	2011	2018
Nevada	5	3	2	1929	2014
North Alabama	1	0	0	2020	2020
North Texas	3	2	0	1958	1980
Northeast Louisiana	1	0	0	1994	1994
Northern Arizona	2	0	0	1938	1939

OPPONENT	WON	LOST	TIE	FIRST	LAST
Northern Illinois	0	1	0	2018	2018
Northern Iowa	1	0	0	2008	2008
Notre Dame	2	6	0	1992	2013
Occidental	2	0	0	1932	1934
Ohio State	0	3	0	1982	1993
Oklahoma	2	0	0	1994	2009
Oklahoma State	0	2	0	1974	1976
Ole Miss	1	0	0	2011	2011
Oregon	3	3	0	1964	2006
Oregon State	5	6	0	1955	2012
Pacific	2	3	0	1958	1966
Pacific Fleet	0	2	0	1948	1949
Penn State	1	2	0	1989	1992
Pepperdine	3	1	0	1948	1951
Pittsburgh	1	1	0	1984	1987
Portland	0	2	0	1937	1938
Portland State	1	0	0	2017	2017
Regis	1	0	0	1930	1930
Rice	1	1	0	1996	1997
San Diego State	29	8	1	1947	2020
San Diego NAS	1	0	0	1952	1952
San Francisco	0	2	0	1931	1941
San Jose State	8	10	0	1946	2017
Savannah State	1	0	0	2014	2014
South Dakota	1	0	0	1932	1932
South Florida	1	1	0	2019	2021
Southern Methodist	3	0	0	1980	1997
Southern Mississippi	1	1	0	1975	1976
Southern Utah	1	0	0	2016	2016
Stanford	0	2	0	2003	2004
Syracuse	1	1	0	2000	2002
Temple	2	0	0	1985	1986
Texas	4	1	0	1987	2014
Texas A&M	2	1	0	1979	1996
TCU	5	6	0	1987	2011
Tennessee	1	0	0	2019	2019
Texas-San Antonio	1	0	0	2020	2020
Texas State	1	0	0	2020	2020
Texas Tech	0	1	0	1940	1940
Toledo	1	1	0	2016	2019
Troy	1	0	0	2020	2020
Tulane	2	1	0	1998	2009
Tulsa	6	1	0	1971	2007
UAY All-Stars	1	0	0	1931	1931
UCF	2	1	0	2011	2020
UCLA	3	9	0	1983	2016
UMass	3	1	0	2016	2019
UNLV	17	3	0	1978	2017
U.S. Marines	0	1	0	1933	1933
USC	2	2	0	2003	2021
UNLV	16	3	0	1978	2014
UTEP	29	7	1	1946	2010
Utah	32	59	4	1922	2021
Utah State	50	37	3	1922	2021
Utah Tech	First Meeting				
Virginia	3	3	0	1987	2021
Wagner	1	0	0	2015	2015
Washington	4	7	0	1985	2019
Washington State	4	1	0	1981	2021
Weber State	3	0	0	1973	2012
West Texas State	0	1	0	1961	1961
West Virginia	0	1	0	2016	2016
Western Kentucky	1	0	0	2020	2020
Western Michigan	4	2	0	1962	2018
Western State	20	0	0	1923	1951
Wichita State	0	1	0	1956	1956
Wisconsin	2	2	0	1980	2018
Wyoming	45	30	3	1922	2016
OVERALL	603	431	26	1922	2021

2022 OPPONENTS IN BOLD

BYU FOOTBALL: 2021 SEASON REVIEW

Filled with significant on-field achievements and historic off-the-field attainment, the 2021 BYU football season proved in many ways to be among the most memorable in school history.

Facing one of its toughest schedules ever, BYU went 6-1 against Power 5 conference opponents in 2021 to finish 10-3 overall and record back-to-back top-20 rankings for the first time since 2006 and 2007. BYU Athletics also formally received and accepted an invitation to join the Power 5 ranks as a member of the Big 12 Conference, starting in 2023.

ON-FIELD FOCUS

On the field in 2021, BYU demonstrated the improving strength and maturity of the program under Kalani Sitake. Coming off an 11-1 season in 2020 that saw 13 players leave for the NFL, including five draft selections led by No. 2 overall pick Zach Wilson, and offensive coordinator Jeff Grimes and offensive line coach Eric Mateos departing for Baylor, Sitake promoted Aaron Roderick to offensive coordinator and Fesi Sitake to passing game coordinator while hiring Kevin Clune to coach linebackers and Darrell Funk to coach offensive line. The team didn't miss a beat and responded in 2021 with BYU's first consecutive double-digit victory seasons since 2008 and 2009 against one of the program's most challenging schedules. After the regular season, BYU inked Sitake to a new contract running through the 2027 season.

Playing 22 different starters on defense and 19 on offense during the year, Sitake and his staff had to rely on and develop the team's depth in 2021 while dealing with injuries.

The injury bug bit starters on both sides of the ball, beginning with defensive starters in cornerback Keenan Ellis and linebacker and captain Keenan Pili early on. The Cougars then lost linebacker Payton Wilgar and hybrid safety/linebacker Chaz Ah You for much of the year. This gave way to the emergence of leading tackler Ben Bywater at one of the linebacker spots, Max Tooley grew into a critical role and defensive backs Kaleb Hayes and Jakob Robinson arrived as playmakers throughout the year.

On the offensive side, BYU lost starting right tackle Harris LaChance for much of the year and All-American center and team captain James Empey missed the back half of the season on the offensive line. Despite being without two starters, offensive line coach Darrell Funk in his first year with the Cougars continued to plug and play with great success, moving Campbell Barrington and Connor Pay into starting spots as the line continued to be a dominant front, earning recognition on the Joe Moore Midseason Watch List as a unit. In addition to the grinders on the line, when leading receiver Neil Pau'u went down and key wideout Gunner Romney missed time, Washington-transfer Puka Nacua continued to heat up along with his brother, Utah-transfer Samson Nacua, while Keanu Hill took a more regular role in the lineup to continue the deep threats down the field.

No position was immune to injuries, even in the quarterback room with starter Jaren Hall missing three games. Hall was among the top signal callers in the country when on the field, making big plays with his arm and his feet while totaling 2,583 passing yards with 20 touchdowns and 307 rushing yards and three scores. Always reliable, Baylor Romney took over in Hall's absence and kept the chains moving, calmly throwing a key touchdown to close out Arizona State, beating South Florida by completing 20 of 25 passes for 305 yards and three touchdowns, and putting together an equally efficient first half against Utah State before he too went down with an injury. Freshman Jacob Conover took the reins against the Aggies and with an assist from the ground game helped secure the road victory in Logan.

Despite finishing the year playing without eight of its opening-game starters, BYU achieved a 10-2 regular season and No. 13 College Football Playoff final ranking, finishing just shy of earning an invitation to a New Year's Six Bowl.

Among the many on-field highlights for the Cougars was earning back-to-back victories over nationally ranked Utah (then No. 18) and Arizona State (then No. 19) while going a perfect 5-0 against Pac-12 teams. Kicking off the season with a win against Arizona in the Vegas Kickoff Classic at Allegiant Stadium, home of the Las Vegas Raiders, BYU followed with a home win over Utah to end a nine-game losing streak in the rivalry and a memorable triumph over Arizona State before later securing road victories at Washington State and USC to sweep its Pac-12 opposition.

The Cougars claimed the Beehive Boot in 2021, winning the annual in-state competition with victories over both Pac-12 champion Utah and Mountain West champion Utah State. All three in-state programs finished nationally ranked for the first time with the Utes (10-4) finishing No. 12 and the Aggies (11-3) at No. 24. BYU winning the state proved significant in 2021, as Utah was the only state to have three teams represented in the final AP rankings.

Another highlight came in one of the more entertaining games of the college football season when BYU hosted then 6-2 Virginia led by former BYU head coach Bronco Mendenhall. In a wild, high-scoring affair, BYU pulled away for a 66-49 victory that featured a combined 1,322 total yards and 115 points to set a single-game record at LaVell Edwards Stadium. BYU totaled 734 total yards of offense, which marked the first time since Mendenhall's first season as the Cougars' head coach in 2005 that BYU tallied 300 or more yards passing and rushing in the same game. Running back Tyler Allgeier ran for 266 yards on 29 carries and scored five touchdowns—tying the school record for rushing touchdowns in a game. Allgeier ran for 192 yards and three touchdowns in the second half, tying Taysom Hill for the second-most rushing yards in a half at BYU.

The Cougars also had victories over South Florida, Georgia Southern and Idaho State, while suffering setbacks on the road against Big 12 champion Baylor, at home to regional-rival Boise State and in the Radiance Technologies Independence Bowl versus UAB. (See below for summaries of all 13 games).

IN THE RANKINGS

In the national polls, BYU finished the year ranked No. 19 by The Associated Press to earn a top-20 AP ranking in consecutive seasons for the first time since the 2006 (No. 16) and 2007 (No. 14) seasons. The Cougars were ranked No. 22 in the USA Today AFCA Coaches Poll. The last time BYU had back-to-back top-25 rankings was in 2008 (No. 25 AP) and 2009 (No. 12 AP/Coaches).

Coupled with its No. 11 season in 2020, Kalani Sitake's Cougars have consistently earned a place among the national leaders throughout the past two seasons, appearing in the weekly national polls in 29 of 31 weeks during the season and in the final rankings. BYU has achieved a top-10 ranking during each of the past two seasons, something the Cougars have accomplished during 12 seasons in their history. In 2021 BYU earned its 14th top-20 final ranking and its 19th top-25 final ranking.

The Cougars appeared in all six CFP rankings released during the 2021 season, first appearing at No. 15 and earning a rank as high as No. 12 in the fifth rankings released following their final regular-season victory at USC. The No. 12 CFP ranking in 2021 is BYU's highest ever. The Cougars appeared in all four CFP rankings released in 2020 during their 11-1 season, achieving a ranking as high as No. 13. In 2021, BYU finished at No. 13 in the final CFP rankings after the conference championship games, just missing an opportunity to be invited to a New Year's Six Bowl.

STATISTICALLY SPEAKING

On offense, BYU finished the year with a top-25 ranking in 32 different statistical categories. Among them, the Cougars ranked No. 3 in red zone

touchdown percentage (74.55), No. 6 in most passing plays over 40 yards (18), No. 7 in longest plays overall of 40 or more yards (23), No. 8 in yards per play (6.77), No. 8 in fewest sacks allowed (15), No. 11 in red zone touchdowns (41), No. 12 in passing efficiency (158.66), No. 13 in fewest turnovers (12), No. 14 in passing yards per attempt (8.8), No. 17 in total offense (542.2 ypg), No. 20 in rushing touchdowns (30), No. 21 in total touchdowns (57) and No. 24 in rushing yards per attempt (5.11).

On defense, the Cougars achieved top-25 rankings in 10 different categories, while there were 15 top-25 rankings in special teams and misc. team categories. Among them, the defense finished No. 2 for fewest passing plays allowed of 30 or more yards (9), No. 12 in interceptions made (15), No. 16 for fewest passing touchdowns allowed (14), No. 15 for fewest overall plays allowed of 30 or more yards (18) and No. 17 in interceptions per game (1.15). BYU also ranked No. 4 in punting average (48.58), No. 8 in fewest total punts (40), No. 12 in punt returns of 20 or more yards (4), No. 22 in most PATs made (53) and No. 25 in punt return yards per game (18.3). The team also ranked No. 15 for fewest penalty yards per game (41.5) and No. 19 in turnover margin (+8).

NUMBERS OF NOTICE

Individually, running back Tyler Allgeier ranked among the top 10 nationally in 14 different statistical categories and among the top 25 in 17 different categories. Among them, he led the nation in rushing touchdowns (23) and ranked No. 2 in total touchdowns (23), No. 3 in scoring (10.6), No. 4 in rushing yards (1,601), No. 5 in rushing yards per game (123.2), No. 7 in attempts per game (21.23), No. 7 in runs of 30 or more yards (8), No. 10 in runs of 10 or more yards (40) and No. 10 in total all-purpose yards (1,800).

Among other offensive players, quarterback Jaren Hall ranked No. 6 in yards per play (8.07), No. 16 in passes of 40 or more yards (14), No. 18 in yards per attempt (8.73), No. 19 in total offense (289.0), No. 22 in passing yards per game (258.3) and No. 23 in passing efficiency (156.1). Washington-transfer receiver Puka Nacua proved a big-play performer, ranking No. 12 for receiving plays of 40 or more yards (7), No. 17 in yards per catch (18.72) and No. 23 for total plays of 20 or more yards (18). Fellow receiver Gunner Romney also added big plays, ranking No. 26 for the most receiving plays of 40 or more yards (5) while ranking No. 31 in yards per reception (17.47).

Individually on defense and special teams, punter Ryan Rehkow had the No. 4 average at 48.58 but was below the minimum of 3.6 punts per game to be listed in the rankings. Punt returner Hobbs Nyberg ranked No. 5 for most punts of 20 or more yards (4) and No. 16 in punt return average (9.6). On defense, Oregon State-transfer cornerback Kaleb Hayes ranked No. 14 in pass breakups (12) while safeties Malik Moore and Jakob Robinson, a Utah State transfer, ranked No. 36 in interceptions (3). Among freshmen nationally, Robinson's picks ranked No. 2, while COVID-year freshman linebacker Ben Bywater ranked No. 3 among freshmen in solo tackles (57), No. 4 in total tackles (102) and No. 5 in tackles per game (7.85).

RECORD BREAKING ALLGEIER

In addition to the national rankings, running back Tyler Allgeier broke several BYU records and moved up the career rankings in Cougar history for individual performances throughout the year. Atop the list of achievements include breaking Luke Staley's 20-year-old single-season rushing record by becoming the first BYU player to run for 1,600 yards in a season (1,601), passing Staley's 1,582 rushing yards that powered the 2001 star to the school's only Doak Walker Award.

Allgeier also scored a touchdown in 11 consecutive games, passing former wide receiver Mike Chronister's mark of 10 straight games set across the 1976 and 1977 seasons. He also passed former running back Ronney Jenkins (252 carries in 1998) for No. 1 in rushing attempts in a single

season, finishing with 276.

With his third touchdown in the Independence Bowl, Allgeier also set a new BYU bowl record with three touchdowns in a bowl game for the first time in school history. Allgeier was also just the third player to have multiple 200-yard games (213 at Utah State and 266 vs. Virginia) and tied all-time leading rusher Jamaal Williams for the single-game BYU record with five rushing touchdowns against the Cavaliers.

He finished his career at BYU tied for No. 2 in rushing touchdowns (36), No. 4 in total touchdowns (37), No. 3 in 100-yard games (13), No. 5 in rushing yards (2,899), No. 10 in rushing attempts and No. 12 in all-purpose yards (3,433).

One Allgeier play that didn't set a record may also have been his most memorable of the season. The former Cougar linebacker showed why he can make plays no matter the circumstances when he leaped, literally, to the top of the highlight reels, with a critical, momentum-making forced fumble in BYU's win over nationally ranked Arizona State. With ASU seemingly returning an interception back for a touchdown to take the lead entering the fourth quarter, Allgeier chased down the ASU defender from behind to not only overtake him before he reached the end zone but also reach over him while flying through the air to punch out the ball onto the field of play. Meanwhile, Hall, who was right behind Allgeier chasing the play, recovered for the Cougars, who would go on to post one more touchdown to secure the victory.

RISE AND SHOUT

Cougar Nation was another highlight for BYU football in 2021. From the season opener at Allegiant Stadium in Las Vegas to the team's visit to the LA Coliseum to take on USC, BYU fans made their presence known both in cheering and representing the BYU brand in the stands. The return of full-capacity crowds at LaVell Edwards Stadium was also remarkable in 2021, with BYU ranking No. 2 in the West and No. 23 overall nationally in average attendance (61,647). BYU's total attendance of 369,882 ranked No. 6 nationally among teams with no more than six home games.

BYU's incredible fan base also enjoyed seeing the Cougars featured on television throughout the season. The nationally ranked Cougars were a regular on national broadcasts with five games on ESPN, two matchups on ABC, two contests and ESPN2 and one each on Fox Sports 1, CBS Sports Network, BYUtv and ESPN+. BYU opened the season with three straight games on ESPN and throughout the entire season was one of the most-featured programs on the national networks.

ACCEPTING ALL-AMERICA ACCOLADES

Running back Tyler Allgeier and offensive guard Clark Barrington both earned All-America recognition for their elite-level play in 2021. Meanwhile, Clark's younger brother and fellow offensive lineman, Campbell Barrington, received Freshman All-America honors along with defensive back Jakob Robinson. The list below notes some of the top honors received by BYU players and coaches during the 2021 season.

ARIZONA BYU

16 24

9.4.2021 • LAS VEGAS, NV • ALLEGIANT STADIUM • ESPN



SCORING SUMMARY				BYU	AZ
SECOND QUARTER					
BYU	TD	09:17	Allgeier, Tyler 15 Yd RUSH	6	0
BYU	TD	02:06	Pau'u, Neil 67 Yd PASS by Hall, Jaren (Katoa, Lopini Good)	14	0
ARI	FG	00:13	Havrisik, Lucas 28 Yd FIELD GOAL	14	3
THIRD QUARTER					
BYU	TD	07:28	Pau'u, Neil 6 Yd PASS by Hall, Jaren (Smith, Justen Good)	21	3
ARI	SAF	03:12	0 Yd	21	5
ARI	TD	02:00	Casteel, BJ 29 Yd PASS by Cruz, Gunner (Casteel, BJ Good)	21	13
FOURTH QUARTER					
BYU	FG	07:34	Smith, Justen 40 Yd FIELD GOAL	24	13
ARI	FG	00:49	Havrisik, Lucas 37 Yd FIELD GOAL	24	16

BYU OPENS 2021 SEASON WITH 24-16 WIN OVER ARIZONA

LAS VEGAS – BYU football opened its 2021 football season with a 24-16 win over Arizona at Allegiant Stadium in front of a crowd of 54,541 fans on Saturday night.

The Cougars (1-0) topped the Wildcats (0-1) for the third time under head coach Kalani Sitake, all coming in season openers. It was Sitake's eighth win over a Power 5 program.

BYU used a 14-point second quarter to fuel the win, led by wideout Neil Pau'u setting career marks with eight receptions, 126 yards and two touchdowns in the game, including a 67-yard touchdown catch and even added a nine-yard pass to quarterback Jaren Hall.

Hall went 18 for 28 with 198 yards to go with two passing touchdowns while adding five rushing attempts for 36 yards. Running back Tyler Allgeier lead all rushers with 94 yards on 17 attempts and one rushing touchdown.

Linebacker Keenan Pili led all tacklers with 17 total tackles including 10 solo stops and a sack. The BYU defense tallied four sacks on the night and defensive back Hayden Livingston grabbed his first career interception. Linebacker Ben Bywater also set career marks with 10 total tackles.

After a scoreless first quarter, BYU made the most of its first drive in the second quarter. Three straight passes of more than 10 yards, including a fourth-down conversion, put the Cougars on the 24-yard line. A 9-yard pass gadget pass from Pau'u back to quarterback Jaren Hall pushed BYU into the red zone before Allgeier then brought the ball into the end zone for his first rushing touchdown of the season from 15 yards out. An unsuccessful PAT held the score at 6-0 with 9:17 remaining until halftime.

After a missed Arizona field goal, BYU found the end zone again as Pau'u brought in a 67-yard reception and running back Lopini Katoa ran the ball in to complete to two-point conversion bringing the score to 14-0 with 2:06 left in the second quarter.

The Wildcats recorded their first points of the game capping off the second quarter with a 28-yard field goal putting the score at 14-3.

Neil
On its first drive of the second half, BYU again found the end zone. A 39-yard rush from Hall put the Cougars in scoring position and Pau'u finished the drive with a six-yard reception as BYU pushed to a 21-3 lead with 7:28 remaining in the third.

An Arizona safety, followed by a quick drive capped by a touchdown and a two-point conversion shifted the momentum towards the Wildcats bringing the score to 21-13 with two minutes left in the third quarter.

The Wildcats threatened to score after moving down the field to start the fourth quarter. But with Arizona on the 9-yard line, Tyler Batty sacked the Wildcats quarterback and forced Arizona to bring in its field goal team, however, the kick was wide and the score held at 21-13 with 11:42 left in the game.

BYU pushed its lead to 24-13 as Justen Smith connected on a 40-yard field goal with 7:34 left on the field. But, Arizona again moved into Cougar territory before defensive back Hayden Livingston intercepted a pass giving BYU the ball back with just under six minutes to go. The Wildcats countered with a field goal with 49 seconds left on the clock but an onside kick ended up in the Cougars possession allowing BYU to run out the clock and secure its first win of the season.

TEAM STAT COMPARISON	BYU	ARIZONA
1st Downs	18	27
Rushing	10	10
Passing	7	16
Penalty	1	1
Rushing	162	81
Attempt	33	35
Gain	180	129
Loss	18	48
TDs Rushing	1	0
Passing	207	345
Attempts	29	48
Completions	19	36
Interceptions	0	1
TDs Passing	2	1
Total Offensive Plays	62	83
Total Net Yards	369	426
Average Gain per Play	6	5.1
Fumbles - Lost	2 - 0	1 - 0
Penalties - Yards	3 - 30	4 - 19
Interceptions - Yards	1 - 0	0 - 0
Punts - Yards	5 - 240	5 - 211
Average Per Punt	48	42.2
Punt Returns - Yards	0 - 0	3 - 14
Kickoff Returns - Yards	0 - 0	5 - 120
Time of Possession	28:11	31:07
Third Down Conversions	4 of 11	5 of 17
Fourth Down Conversions	1 of 1	3 of 3
Sacks - Yards	4 - 48	1 - 6

BYU Top Passing							
	C-Att-Int	Yds	Y/A	Lng	TD	Sack	Effic
HALL, Jaren	18-28-0	198	7.1	67	2	1	147.26
PAU'U, Neil	1-1-0	9	9.0	9	0	0	147.26

BYU Top Receivers					
	No	Yds	Avg	Lng	TD
PAU'U, Neil	8	126	15.8	67	2
HILL, Keanu	3	22	7.3	11	0
JACKSON, Chris	2	20	10.0	11	0


BYU Top Rushers							
	No	Gain	Loss	Net	Avg	Lng	TD
ALLGEIER, Tyler	17	99	5	94	5.5	21	1
HALL, Jaren	5	44	8	36	7.2	39	0
KATOA, Lopini	9	37	4	33	3.7	16	0

BYU Defensive Highlights							
	Tot	Solo	Sacks	TFLY	PBU	FF	QBH
PILI, Keenan	17	10	1	0/8	0	0	0
BYWATER, Ben	10	8	0	0/0	0	0	0
AH YOU, Chaz	9	2	0	0/0	1	0	0

UTAH BYU

17 26

9.11.2021 • PROVO, UT • LAVELL EDWARDS STADIUM • ESPN



SCORING SUMMARY				UTAH	BYU
FIRST QUARTER					
BYU	FG	04:15	Oldroyd, Jacob 37 Yd FIELD GOAL	0	3
SECOND QUARTER					
BYU	TD	10:37	Pau'u, Neil 4 Yd PASS by Hall, Jaren (Oldroyd, Jacob Good)	0	10
UU	TD	07:22	Kuithe, Brant 20 Yd PASS by Brewer, Charlie (Redding, Jadon Good)	7	10
BYU	TD	00:04	Nacua, Samson 2 Yd PASS by Hall, Jaren	7	16
THIRD QUARTER					
BYU	TD	00:38	Romney, Gunner 4 Yd PASS by Hall, Jaren (Oldroyd, Jacob Good)	7	23
FOURTH QUARTER					
UU	FG	14:07	Redding, Jadon 47 Yd FIELD GOAL	10	23
UU	TD	09:31	Bernard, Micah 22 Yd RUSH (Redding, Jadon Good)	17	23
BYU	FG	03:17	Oldroyd, Jacob 21 Yd FIELD GOAL	17	26

TEAM STAT COMPARISON	UTAH	BYU
1st Downs	15	21
Rushing	7	15
Passing	5	5
Penalty	3	1
Rushing	193	224
Attempt	25	46
Gain	213	251
Loss	20	27
TDs Rushing	1	0
Passing	147	149
Attempts	26	30
Completions	15	18
Interceptions	1	0
TDs Passing	1	3
Total Offensive Plays	51	76
Total Net Yards	340	373
Average Gain per Play	6.7	4.9
Fumbles - Lost	1 - 1	1 - 0
Penalties - Yards	6 - 40	8 - 75
Interceptions - Yards	0 - 0	1 - 4
Punts - Yards	2 - 95	5 - 266
Average Per Punt	47.5	53.2
Punt Returns - Yards	2 - 62	1 - 4
Kickoff Returns - Yards	1 - 14	0 - 0
Time of Possession	24:34	35:26
Third Down Conversions	2 of 9	11 of 19
Fourth Down Conversions	0 of 2	1 of 1
Sacks - Yards	0 - 0	2 - 8

COUGARS TAKE DOWN NO. 21 UTES, 26-17

PROVO, Utah — BYU football beat Utah for the first time since Nov. 28, 2009, taking down its in-state rival 26-17 in front of a sellout crowd at LaVell Edwards Stadium on Saturday.

In Sitake's first win over Utah in his tenure at BYU, the Cougars outgained the Utes 368 to 340 and also out rushed them 219 to 193. BYU won the turnover battle against Utah as well, 2-0. The Cougars led the entire game.

Quarterback Jaren Hall went 18 of 30 for 149 yards and three touchdowns. He also carried the ball eight times for 92 yards. Running back Tyler Allgeier, added 27 carries for 102 yards. Wideout Puka Nacua was one of eight BYU receivers to catch a pass.

BYU converted on third down in a 7-yard rush by tight end Masen Wake, but ended up settling for a 37-yard field goal by Jake Oldroyd to take an early 3-0 lead with 4:15 left in the first quarter.

BYU's drive was extended twice as Hall rushed for 18 yards on 4th and 11 and then Utah was called for pass interference in the red zone. The Cougars made it 10-0 on a 4-yard touchdown pass from Hall to Neil Pau'u with 10:37 to go until halftime.

Utah answered with a touchdown of their own, driving 80 yards in six plays and benefitting from a Micah Bernard 32-yard rush before quarterback Charlie Brewer connected with tight end Brant Kuithe for a 20-yard touchdown with 7:22 remaining in the half.

The Cougars then went 93 yards and took 3:10 of the remaining 3:14 in the quarter. Highlighting the drive was a 17-yard reception by Dallin Holker, 14-yard rush by Hall, 33-yard reception by Keanu Hill and two-yard touchdown reception by Samson Nacua to put BYU up 16-7 heading into the half.

BYU then went 10 plays in 3:57 on a drive that featured two designed runs by Hall totaling 34 yards and a 4-yard touchdown pass from Hall to Gunner Romney, giving the Cougars a 23-7 lead with 38 seconds left in the third.

Utah's Bernard ran for 53 yards in two plays to end the third and heavy rain fell as the fourth quarter began. A Pili sack and batted ball slowed the Utes' drive, and they settled for a 47-yard field goal, making it 23-10, BYU with 14:07 left in the game.

After a BYU three-and-out, Utah went 55 yards in five plays, capped by Bernard's 22-yard touchdown to cut into the Cougar lead at 23-17 with 9:31 to go.

BYU responded with a long drive that took 6:14 off the clock. After Allgeier rushed twice for nine yards, Hall burst down the left sideline for a 66-yard touchdown, but it was called back when he stepped out at the Utah 48-yard line.

The Cougars proceeded to march into the red zone and eventually Oldroyd hit a 21-yard field goal, putting BYU ahead 26-17 with 3:17 left.

Utah failed to convert and gave the ball back to BYU. Allgeier had rushes of seven and two before breaking out a 9-yard run, picking up a first down to seal the victory for BYU. Two kneel-downs in the victory formation by Hall ran out the clock as Cougar fans rushed the field to celebrate BYU's 26-17 win over Utah.

BYU Top Passing

	C-Att-Int	Yds	Y/A	Lng	TD	Sack	Effic
Hall, Jaren	23-27-0	149	5.0	33	3	0	134.72

BYU Top Receivers

	No	Yds	Avg	Lng	TD
Nacua, Puka	4	37	9.3	13	0
Hill, Keanu	1	33	33.0	33	0
Pau'u, Neil	3	19	6.3	16	1

BYU Top Rushers

	No	Gain	Loss	Net	Avg	Lng	TD
Allgeier, Tyler	27	117	15	102	3.8	15	0
Hall, Jaren	8	94	2	92	11.5	23	0
Katoa, Lopini	8	33	0	33	4.1	13	0

BYU Defensive Highlights

	Tot	Solo	Sacks	TFL/Y	PBU	FF	QBH
Pili, Keenan	7	3	0	1/4	0	0	1
Tuioti-Mariner, Earl	7	2	0	0/0	0	0	0
Tooley, Max	4	1	0	0/0	0	0	0

ARIZONA STATE 17 BYU 27

9.18.2021 • PROVO, UT • LAVELL EDWARDS STADIUM • ESPN



SCORING SUMMARY				ASU	BYU
FIRST QUARTER					
BYU	TD	14:23	Allgeier, Tyler 4 Yd RUSH (Smith, Justen Good)	0	7
ASU	TD	11:10	White, Rachaad 1 Yd RUSH (Zendejas, Cristian Good)	7	7
SECOND QUARTER					
BYU	TD	08:54	Romney, Gunner 34 Yd PASS by Hall, Jaren (Smith, Justen Good)	7	14
BYU	TD	04:40	Rex, Isaac 15 Yd PASS by Hall, Jaren (Smith, Justen Good)	7	21
THIRD QUARTER					
ASU	TD	09:42	Ngata, Daniyel 10 Yd RUSH (Zendejas, Cristian Good)	14	21
ASU	FG	03:40	Zendejas, Cristian 40 Yd FIELD GOAL	17	21
FOURTH QUARTER					
BYU	TD	01:19	Rex, Isaac 3 Yd PASS by Romney, Baylor	17	27

TEAM STAT COMPARISON	ASU	BYU
1st Downs	19	24
Rushing	8	12
Passing	11	9
Penalty	0	3
Rushing	161	144
Attempt	33	39
Gain	186	170
Loss	25	26
TDs Rushing	2	1
Passing	265	217
Attempts	29	28
Completions	21	16
Interceptions	2	2
TDs Passing	0	3
Total Offensive Plays	62	67
Total Net Yards	426	361
Average Gain per Play	6.9	5.4
Fumbles - Lost	3 - 2	2 - 0
Penalties - Yards	16 - 121	3 - 25
Interceptions - Yards	2 - 60	2 - 0
Punts - Yards	4 - 194	6 - 317
Average Per Punt	48.5	52.8
Punt Returns - Yards	2 - 5	2 - -5
Kickoff Returns - Yards	3 - 57	0 - 0
Time of Possession	32:23	27:37
Third Down Conversions	7 of 13	4 of 11
Fourth Down Conversions	0 of 0	0 of 0
Sacks - Yards	2 - 16	2 - 19

NO. 23 BYU BEATS NO. 19 ARIZONA STATE, IMPROVES TO 3-0

PROVO, Utah — No. 23 BYU football beat No. 19 Arizona State 27-17 at LaVell Edwards Stadium on Saturday night, marking consecutive wins over ranked opponents in back-to-back weeks during the regular season for the first time in school history.

Quarterback Jaren Hall went 15 of 27 for 214 yards, two touchdowns and two interceptions. He also rushed seven times for 38 yards but left with an injury late in the fourth quarter.

Hall was replaced by Baylor Romney whose only pass went for a three-yard touchdown to tight end Isaac Rex to put the Cougars up two scores. Wide receiver Gunner Romney led all receivers with 95 yards and one touchdown. Rex also added two touchdowns.

On the opening kickoff, Talmage Gunther forced a fumble that was recovered by Hayden Livingston, setting up BYU at the Arizona State 12-yard line. The Cougars scored on a one-yard Tyler Allgeier rush three plays later, giving them a 7-0 lead just 37 seconds in.

The Sun Devils answered with a six play, 75-yard drive, tying it up at the 11:10 mark on a one-yard Rachaad White touchdown.

Arizona State drove down to the BYU 21-yard line before a bobbled pass was intercepted by Tooley. The Cougars capitalized, marching 83 yards in six plays, highlighted by a 31-yard pass to tight end Dallin Holker, 20-yarder to Neil Pau'u and 34-yard flea flicker to Gunner Romney for a touchdown at the 8:54 mark.

BYU forced a three-and-out and again drove the field, this time going 74 yards in eight plays, scoring on a 15-yard pass from Jaren Hall to Isaac Rex to go up 21-7 with 4:40 remaining.

The Cougars got a first down on their opening play, but went three-and-out from there and punted back to the Sun Devils, who went 80 yards in nine plays, scoring on a Daniyel Ngata 10-yard rush with 9:42 remaining and cutting the BYU lead to 21-14.

After another Cougar three-and-out, Arizona State drove down to the BYU 14, but three penalties forced it to settle for a field goal, making it 21-17, BYU with 3:40 remaining in the third.

On its next drive, BYU converted on third-down with a 17-yard strike to Romney. A 28-yard scamper by Hall had the Cougars set up at the Sun Devil 26 before Arizona State intercepted Hall's throw as he was being sacked. The Sun Devils returned the pick 60 yards before Allgeier chased him down, punched the ball out and quarterback Jaren Hall recovered it again for BYU as it regained possession at its own 15.

Allgeier opened the drive with a 17-yard rush, setting the tone on a 12-play, 73-yarder that featured runs on all but one play. Hall ran for a gain of 13 down to the Sun Devil four but was injured on the play, bringing in Baylor Romney.

After two handoffs to Allgeier for one yard, the Cougars scored on a play-action pass from Romney to Rex, his second on the night for the tight end, to take a 27-17 lead with 1:19 left in the game.

BYU Top Passing							
	C-Att-Int	Yds	Y/A	Lng	TD	Sack	Effic
Hall, Jaren	15-27-2	214	7.9	34	2	2	131.76
Romney, Baylor	1-1-0	3	3.0	3	1	0	455.20

BYU Top Receivers					
	No	Yds	Avg	Lng	TD
Romney, Gunner	6	95	15.8	34	1
Pau'u, Neil	3	45	15.0	20	0
Holker, Dallin	2	40	20.0	31	0

BYU Top Rushers							
	No	Gain	Loss	Net	Avg	Lng	TD
Allgeier, Tyler	21	71	2	69	3.3	17	1
Hall, Jaren	7	59	21	38	5.4	28	0
Katoa, Lopini	8	32	3	29	3.6	9	0

BYU Defensive Highlights							
	Tot	Solo	Sacks	TFL/Y	PBU	FF	QBH
Tooley, Max	10	4	0	1/1	0	0	0
Pili, Keenan	7	1	0	2/4	0	0	0
Wilgar, Payton	6	3	0	1/1	1	0	0

USF BYU

27 35



9.25.2021 • PROVO, UT • LAVELL EDWARDS STADIUM • ESPN2

SCORING SUMMARY				USF	BYU
FIRST QUARTER					
BYU	TD	13:05	Wake,Masen 5 Yd PASS by Romney,Baylor (Smith,Justen Good)	0	7
BYU	TD	09:16	Allgeier,Tyler 1 Yd RUSH (Smith,Justen Good)	0	14
BYU	TD	04:20	Allgeier,Tyler 1 Yd RUSH (Smith,Justen Good)	0	21
SECOND QUARTER					
USF	FG	12:41	Shrader,Spencer 29 Yd FIELD GOAL	3	21
USF	FG	04:57	Shrader,Spencer 42 Yd FIELD GOAL	6	21
BYU	TD	01:06	Pau'u,Neil 9 Yd PASS by Romney,Baylor (Smith,Justen Good)	6	28
THIRD QUARTER					
USF	TD	07:25	Weaver,Xavier 3 Yd RUSH (Shrader,Spencer Good)	13	28
BYU	TD	05:40	Romney,Gunner 47 Yd PASS by Romney,Baylor (Smith,Justen Good)	13	35
USF	TD	03:03	Mangham,Jaren 2 Yd RUSH (Shrader,Spencer Good)	20	35
FOURTH QUARTER					
USF	TD	05:41	Mangham,Jaren 1 Yd RUSH (Shrader,Spencer Good)	27	35

TEAM STAT COMPARISON	USF	BYU
1st Downs	23	21
Rushing	13	9
Passing	8	11
Penalty	2	1
Rushing	181	138
Attempt	48	25
Gain	194	149
Loss	13	11
TDs Rushing	3	2
Passing	186	305
Attempts	24	25
Completions	17	20
Interceptions	0	0
TDs Passing	0	3
Total Offensive Plays	72	50
Total Net Yards	367	443
Average Gain per Play	5.1	8.9
Fumbles - Lost	2 - 1	2 - 1
Penalties - Yards	4 - 30	5 - 49
Interceptions - Yards	0 - 0	0 - 0
Punts - Yards	2 - 96	1 - 53
Average Per Punt	48	53
Punt Returns - Yards	0 - 0	2 - 51
Kickoff Returns - Yards	2 - 33	1 - 17
Time of Possession	35:37	24:23
Third Down Conversions	6 of 15	2 of 7
Fourth Down Conversions	4 of 5	2 of 2
Sacks - Yards	0 - 0	1 - 1

NO. 15 BYU VICTORIOUS 35-27 OVER USF TO MOVE TO 4-0

PROVO, Utah — No. 15 BYU football outlasted USF 35-27, marking the Cougars' 250th victory at LaVell Edwards Stadium on Saturday night.

BYU received the opening kickoff and went 75 yards in four plays to take a 7-0 lead 2:55 into the game. The drive featured Tyler Allgeier runs of 12 and 14, a 49-yard completion from Baylor Romney to Gunner Romney and a five-yard touchdown pass from Baylor Romney to fullback Masen Wake.

After forcing a USF three-and-out thanks to tackles-for-loss by Gabe Summers and Payton Wilgar, the Cougars got into the red zone on their first play from scrimmage as Baylor Romney completed a 55-yard pass to Puka Nacua. Allgeier punched it in on 4th and goal from inside the one, giving BYU a 14-0 lead at the 9:16 mark of the quarter.

On the Bulls' ensuing possession, quarterback Timmy McClain fumbled on 4th down, turning it over at the USF 34. Baylor Romney scrambled for seven yards to convert on 3rd down and then rushed for another 13 yards on the next play. Allgeier ran it in for another one-yard touchdown, the second 4th and goal score in as many possessions, for a 21-0 lead with 4:20 remaining in the first.

The Bulls drove to midfield in seven plays before the end of the first quarter. Starting the second quarter, they were aided by a defensive holding penalty on 4th down, setting them up at the BYU 13. The Cougar defense held strong, forcing two incompletions after a one-yard rush. USF settled for a 30-yard field goal, making it 21-3 with 12:41 to go in the second.

The Bulls would hit another field goal on their next drive, this time a 42-yarder after a 12 play, 62-yard drive to bring the score to 21-6 at the 4:57 mark of the quarter.

The Cougars answered, driving 75 yards in seven plays, highlighted by a 25-yard screen pass from Baylor Romney to Lopini Katoa and a nine-yard touchdown pass to Pau'u, giving BYU a 28-6 lead with 1:06 remaining in the half.

USF opened the second half with a 14-play, 75-yard drive that spanned 7:35 of the quarter. Going for it on 4th and goal from the 3-yard line, the Bulls scored their first touchdown on a reverse to cut into the BYU lead at 28-13.

Baylor Romney and the Cougars quickly scored 1:45 later on the second long Romney-to-Romney pass of the night, this one a 47-yarder for a touchdown that put BYU ahead 35-13 with 5:40 to go in the third.

The Bulls rattled off a second touchdown drive on their ensuing possession, going 54 yards in six plays to make it 35-20 on Jaren Magham's two-yard touchdown run with 3:03 remaining in the quarter.

The next Bulls' drive went 19 plays, 94 yards and spanned 9:05. Again going for it on 4th and goal, Mangham rushed for a 1-yard touchdown to make it 35-27, BYU, with 5:41 left. With USF out of timeouts, the Cougars ran out the clock on seven rushes and one pass, picking up two first downs before the clock hit zero to seal their 35-27 victory.

BYU Top Passing							
	C-Att-Int	Yds	Y/A	Lng	TD	Sack	Effic
Romney, Baylor	20-25-0	305	12.2	55	3	0	222.08

BYU Top Receivers					
	No	Yds	Avg	Lng	TD
Romney,Gunner	5	119	23.8	49	1
Nacua,Puka	4	102	25.5	55	0
Pau'u,Neil	4	42	10.5	13	1

BYU Top Rushers							
	No	Gain	Loss	Net	Avg	Lng	TD
Allgeier,Tyler	15	86	5	81	5.4	14	2
Katoa,Lopini	4	40	0	40	10.0	25	0
Romney,Baylor	4	20	6	14	3.5	13	0

BYU Defensive Highlights							
	Tot	Solo	Sacks	TFL/Y	PBU	FF	QBH
Bywater,Ben	8	5	0	0/0	0	0	0
Tanuvasa,Pepe	7	3	0	0/2	0	0	0
Haws,Caden	7	3	0	0/0	0	0	0

BYU UTAH STATE

34 20

10.1.2021 • LOGAN, UT • MAVERICK STADIUM • CBS SPORTS • ATT: 25,240



SCORING SUMMARY					BYU	USU
FIRST QUARTER						
BYU	TD	11:36	Allgeier, Tyler 22 Yd RUSH (Oldroyd, Jacob Good)	7	0	
BYU	FG	05:06	Oldroyd, Jacob 49 Yd FIELD GOAL	10	0	
USU	FG	03:20	Coles, Connor 52 Yd FIELD GOAL	10	3	
SECOND QUARTER						
BYU	TD	13:42	Rex, Isaac 15 Yd PASS by Romney, Baylor (Oldroyd, Jacob Good)	17	3	
USU	TD	06:08	McGriff, Justin 21 Yd PASS by Bonner, Logan (Coles, Connor Good)	17	10	
BYU	TD	04:09	Allgeier, Tyler 59 Yd RUSH (Oldroyd, Jacob Good)	24	10	
USU	FG	00:55	Coles, Connor 45 Yd FIELD GOAL	24	13	
FOURTH QUARTER						
BYU	FG	14:22	Oldroyd, Jacob 32 Yd FIELD GOAL	27	13	
USU	TD	09:52	Thompkins, Deven 28 Yd PASS by Bonner, Logan (Coles, Connor Good)	27	20	
BYU	TD	08:40	Allgeier, Tyler 1 Yd RUSH (Oldroyd, Jacob Good)	34	20	

TEAM STAT COMPARISON	BYU	USU
1st Downs	22	23
Rushing	9	4
Passing	13	17
Penalty	0	2
Rushing	221	22
Attempt	36	35
Gain	270	76
Loss	49	54
TDs Rushing	3	0
Passing	245	314
Attempts	30	48
Completions	22	26
Interceptions	0	2
TDs Passing	1	2
Total Offensive Plays	66	83
Total Net Yards	466	336
Average Gain per Play	7.1	4
Fumbles - Lost	1 - 0	2 - 0
Penalties - Yards	8 - 60	3 - 25
Interceptions - Yards	2 - 7	0 - 0
Punts - Yards	4 - 187	4 - 176
Average Per Punt	46.8	44
Punt Returns - Yards	3 - 38	1 - 1
Kickoff Returns - Yards	2 - 36	1 - 16
Time of Possession	31:28	28:32
Third Down Conversions	6 of 12	11 of 21
Fourth Down Conversions	0 of 0	2 of 3
Sacks - Yards	3 - 9	2 - 13

ALLGEIER LEADS NO. 13 BYU TO 34-20 WIN OVER UTAH STATE

LOGAN, Utah — Led by three rushing touchdowns from running back Tyler Allgeier, No. 13 BYU football beat Utah State 34-20 at Maverik Stadium on Friday.

Allgeier carried the ball 22 times for a career-high 218 yards and three touchdowns, putting the game away in the fourth quarter with his 67-yard run to set up his third score.

BYU's defense stopped the run all night, limiting the Aggies (3-2) to just 22 rushing yards on 35 carries, their lowest output since 2019. Defensive backs Malik Moore and Jakob Robinson both recorded interceptions.

Utah State got the ball first and picked up one first down before quarterback Logan Bonner threw an interception on 3rd and 11 that was picked off by Malik Moore at the BYU 26-yard line. The Cougars scored in three plays thanks to a 42-yard completion from Baylor Romney to Puka Nacua and a 22-yard touchdown rush by Allgeier to take an early 7-0 lead 3:24 into the game.

After an Aggie three-and-out, BYU drove to the Utah State one-yard line aided by three completions of 10+, but a Baylor Romney fumble on 3rd and goal brought kicker Jake Oldroyd onto the field, who nailed a 49-yard field goal to put the Cougars up 10-0 with 5:06 remaining in the first quarter.

On Utah State's ensuing possession, it again picked up one first down before settling for a 52-yard field goal by Connor Coles, making it 10-3 with 3:20 left in the quarter.

BYU followed with Baylor Romney completions to four different Cougars and rushes from both Allgeier and Lopini Katoa, driving to the Aggie 21 before the end of the first. The Cougars scored three plays into the second quarter on a 15-yard pass from Baylor Romney to tight end Isaac Rex, going ahead 17-3 with 13:42 remaining in the half.

Utah State then slowed it down, taking 7:34 off the clock while going 75 yards on 18 plays, scoring on a 21-yard touchdown pass to make it 17-10 with 6:08 left in the second quarter.

BYU answered with a 59-yard rushing touchdown by Allgeier on 3rd and 2, taking a 24-10 lead at the 4:09 mark of the quarter.

Going 11 plays and 47 yards in 3:14, the Aggies drove to the BYU 28-yard line but the Cougar defense forced a 45-yard field goal, and it was 24-13, BYU with 55 seconds remaining in the second quarter.

With Jacob Conover in relief in the second half, a three-yard rush and incomplete pass to start the fourth quarter set up Oldroyd for a 32-yard field goal, putting BYU ahead 27-13 with 14:22 remaining.

Utah State then put together a 14-play, 90-yard drive to draw within a touchdown, making it 27-20, BYU, with 9:52 left in the fourth.

The Cougars answered yet again as Allgeier rushed 67-yards on their first play from scrimmage to the Aggie 1 before punching it in two plays later to put BYU back up by 14 at 34-20 with 8:40 to go in the game.

After forcing a Utah State punt, BYU got the ball back with 6:24 remaining and went exclusively run, calling eight rushing plays before Rehkow's punt was downed at the Aggie 2 with 1:58 remaining.

Three plays later into the Utah State drive, Jakob Robinson intercepted quarterback Andrew Peasley's pass, allowing the Cougars to kneel out the in-state victory and keep the Wagon Wheel in Provo.

BYU Top Passing							
	C-Att-Int	Yds	Y/A	Lng	TD	Sack	Effic
Romney, Baylor	15-19-0	187	9.8	42	1	2	178.99
Conover, Jacob	5-0-0	45	5.0	16	0	0	97.56

BYU Top Receivers					
	No	Yds	Avg	Lng	TD
Nacua, Puka	3	62	20.7	42	0
Pau'u, Neil	4	49	12.3	24	0
Romney, Gunner	5	42	8.4	15	0

BYU Top Rushers							
	No	Gain	Loss	Net	Avg	Lng	TD
Allgeier, Tyler	22	224	6	218	9.9	67	3
Nacua, Puka	2	17	0	17	8.5	9	0
Katoa, Lopini	7	16	9	7	1.0	12	0

BYU Defensive Highlights							
	Tot	Solo	Sacks	TFL/Y	PBU	FF	QBH
Bywater, Ben	9	7	1	0/7	0	0	0
Pyper, Morgan	7	4	0	1/2	0	0	0
Ah You, Chaz	6	4	0	0/0	1	0	0

BOISE STATE BYU

26
17

10.9.21 • PROVO, UT • LAVELL EDWARDS STADIUM • ESPN • ATT: 63,470



SCORING SUMMARY					BSU	BYU
FIRST QUARTER						
BYU	FG	10:24	Oldroyd, Jacob 30 Yd FIELD GOAL	0	3	
BYU	TD	06:55	Nacua, Samson 14 Yd PASS by Hall, Jaren (Oldroyd, Jacob Good)	0	10	
BSU	FG	01:25	Dalmas, Jonah 41 Yd FIELD GOAL	3	10	
SECOND QUARTER						
BSU	TD	06:29	Habibi-Likio, Cyrus 11 Yd RUSH (Dalmas, Jonah Good)	10	10	
BSU	TD	03:34	Van Buren, Andrew 1 Yd RUSH (Dalmas, Jonah Good)	17	10	
BSU	FG	00:00	Dalmas, Jonah 20 Yd FIELD GOAL	20	10	
THIRD QUARTER						
BSU	FG	08:20	Dalmas, Jonah 28 Yd FIELD GOAL	23	10	
FOURTH QUARTER						
BYU	TD	07:27	Allgeier, Tyler 1 Yd RUSH (Oldroyd, Jacob Good)	23	17	
BSU	FG	03:27	Dalmas, Jonah 22 Yd FIELD GOAL	26	17	

NO. 10 COUGARS FALL TO BOISE STATE, 26-17

PROVO, Utah — No. 10 BYU came up short against Boise State 26-17, Saturday at Lavell Edwards Stadium, suffering its first loss of the 2021 season.

Four turnovers were too much to overcome for the Cougars (5-1) who held the Broncos (3-3) to just two touchdowns and four field goals but couldn't finish enough drives to mount a comeback.

BYU opened the game with a 23-yard completion from Hall to tight end Dallin Holker. Running back Tyler Allgeier tallied 22 rushing yards on the opening Cougar drive that resulted in a Jake Oldroyd 30-yard field goal to put BYU up 3-0 with 10:24 in the first quarter.

After forcing a Boise State 3-and-out, Hall found Puka Nacua for a 37-yard completion to the Boise State 47-yard line. Allgeier had two 7-yard rushes to bring the Cougars to the BSU 14-yard line. Hall capped the BYU drive with a 14-yard touchdown pass to Samson Nacua, his second of the year, to extend the Cougar lead to 10 with 6:55 to go in the first.

The Broncos put together a five-minute drive to score their first points of the game and cut the BYU lead to 10-3.

The Broncos forced BYU's first lost fumble of the season with 7:59 left in the second quarter and turned it into points scoring their first touchdown of the game just four plays later. That score evened the game at 10-10.

Running back Lopini Katoa received the ensuing kickoff before fumbling on the BYU 24-yard line giving the Broncos another drive starting inside the Cougar 30-yard line. The 5-play 2:48 drive resulted in a 2-yard Boise State touchdown and a 17-10 edge.

BYU started their next drive at the BSU 38-yard line following a targeting penalty on Boise State safety JL Skinner. Despite the opening field position, the Cougars turned it over on downs four plays later at the BYU 46-yard line which led to a Boise State field goal to end the first half.

Boise State wideout Khalil Shakir returned the second half kickoff to the BSU 35-yard line. The Broncos 13-play 54-yard drive drained 6:31 off the clock and ended in a Bronco field goal, extending the lead to 23-10.

After a Boise State punt, the Cougars wasted no time getting themselves back in the game. On the first play of the drive, Hall completed a 59-yard pass up the left sideline to wide receiver Gunner Romney to the BSU 11-yard line. Allgeier finished the drive with a 10-yard reception and a 1-yard touchdown run. That touchdown pulled the Cougars within one score with 7:27 left in the fourth quarter.

After a Boise State field goal which extended the Bronco lead to two scores at 26-17, BYU drove to the Boise State 29-yard line before an interception sealed the game for the Broncos.

TEAM STAT COMPARISON	BSU	BYU
1st Downs	24	24
Rushing	12	8
Passing	8	14
Penalty	4	2
Rushing	140	111
Attempt	45	27
Gain	155	116
Loss	15	5
TDs Rushing	2	1
Passing	172	302
Attempts	29	37
Completions	18	22
Interceptions	0	1
TDs Passing	0	1
Total Offensive Plays	74	64
Total Net Yards	312	413
Average Gain per Play	4.2	6.5
Fumbles - Lost	2 - 0	4 - 3
Penalties - Yards	5 - 54	9 - 75
Interceptions - Yards	1 - 0	0 - 0
Punts - Yards	4 - 176	1 - 44
Average Per Punt	44	44
Punt Returns - Yards	1 - 8	2 - -2
Kickoff Returns - Yards	2 - 51	3 - 60
Time of Possession	33:27	26:33
Third Down Conversions	7 of 16	4 of 10
Fourth Down Conversions	0 of 0	1 of 3
Sacks - Yards	1 - 1	1 - 9

BYU Top Passing							
	C-Att-Int	Yds	Y/A	Lng	TD	Sack	Effic
Hall, Jaren	22-37-1	302	8.2	59	1	1	131.54

BYU Top Receivers					
	No	Yds	Avg	Lng	TD
Romney, Gunner	4	102	25.5	59	0
Nacua, Puka	4	75	18.8	37	0
Pau'u, Neil	4	50	12.5	19	0

BYU Top Rushers							
	No	Gain	Loss	Net	Avg	Lng	TD
Allgeier, Tyler	19	75	2	73	3.8	10	1
Katoa, Lopini	4	23	0	23	5.8	13	0
Nacua, Puka	1	16	0	16	16.0	16	0

BYU Defensive Highlights							
	Tot	Solo	Sacks	TFL/Y	PBU	FF	QBH
Bywater, Ben	14	6	0	0/1	0	0	1
Wilgar, Payton	9	2	0	0/1	0	1	0
Ah You, Chaz	7	3	0	1/1	0	0	1

BYU BAYLOR

24 38

10.16.2021 • WACO, TX • McLANE STADIUM • ESPN • ATT: 48,016



SCORING SUMMARY				BYU	BAY
FIRST QUARTER					
BAY	FG	01:11	Hankins,Isaiah 31 Yd FIELD GOAL	0	3
SECOND QUARTER					
BYU	TD	12:17	Allgeier,Tyler 1 Yd RUSH (Oldroyd,Jacob Good)	7	3
BAY	TD	08:54	Smith,Abram 9 Yd RUSH (Hankins,Isaiah Good)	7	10
BAY	TD	03:36	Doyle,Dillon 2 Yd RUSH (Hankins,Isaiah Good)	7	17
THIRD QUARTER					
BYU	TD	12:18	Hall,Jaren 56 Yd RUSH (Oldroyd,Jacob Good)	14	17
BAY	TD	07:55	Doyle,Dillon 2 Yd PASS by Bohanon,Gerry (Hankins,Isaiah Good)	14	24
BAY	TD	04:32	Smith,Abram 7 Yd RUSH (Hankins,Isaiah Good)	14	31
FOURTH QUARTER					
BYU	FG	10:28	Oldroyd,Jacob 48 Yd FIELD GOAL	17	31
BAY	TD	03:55	Smith,Abram 1 Yd RUSH (Hankins,Isaiah Good)	17	38
BYU	TD	01:51	Nacua,Puka 16 Yd PASS by Hall,Jaren (Oldroyd,Jacob Good)	24	38

TEAM STAT COMPARISON	BYU	BAYLOR
1st Downs	15	22
Rushing	4	13
Passing	11	9
Penalty	0	0
Rushing	67	303
Attempt	24	47
Gain	110	309
Loss	43	6
TDs Rushing	2	4
Passing	342	231
Attempts	31	28
Completions	22	18
Interceptions	0	1
TDs Passing	1	1
Total Offensive Plays	55	75
Total Net Yards	409	534
Average Gain per Play	7.4	7.1
Fumbles - Lost	1 - 1	0 - 0
Penalties - Yards	2 - 15	0 - 0
Interceptions - Yards	1 - 0	0 - 0
Punts - Yards	4 - 168	2 - 103
Average Per Punt	42	51.5
Punt Returns - Yards	1 - 1	0 - 0
Kickoff Returns - Yards	0 - 0	3 - 51
Time of Possession	24:24	35:36
Third Down Conversions	5 of 14	7 of 15
Fourth Down Conversions	2 of 2	2 of 4
Sacks - Yards	0 - 0	5 - 42

NO. 19 BYU FALLS 38-24 AT BAYLOR

WACO, Texas — No. 19 BYU football suffered its second loss of the season, falling to Baylor 38-24 at McLane Stadium on Saturday.

Baylor was able to churn up yards on the ground and controlled most of the game, outgaining the Cougars 534 to 409, with the Bears rushing for 303 yards. Wideout Puka Nacua led the Cougar receivers with five catches for a career-high 168 yards and one touchdown.

After both teams went three-and-out to open the game, Baylor got the ball back for their second possession and drove to the BYU 6-yard line. The Bears went for it on 4th and 6, but linebacker Payton Wilgar intercepted Baylor quarterback Gerry Bohanon in the end zone. It was the first interception thrown by Baylor all year.

BYU picked up an early first down but failed to pick up another and punted back to Baylor. The Cougars held tight in the red zone, forcing a Bears field goal with 1:11 remaining in the first.

Ending the quarter, Hall connected with Nacua for a 52-yard completion, setting up BYU at the Baylor 30-yard line to begin the second.

Converting on 3rd down with a pass from Hall to Neil Pau'u to set up 1st and goal, BYU took a 7-3 lead with 12:17 remaining on a 1-yard Tyler Allgeier rushing touchdown.

Baylor answered with a touchdown drive of its own, scoring with 8:54 left in the second quarter after rushing on six of seven plays on its 53-yard drive, taking the lead back at 10-7.

The Bears put together an 8-play, 67-yard drive and scoring on a 2-yard rush to take a 17-7 lead with 3:36 left in the half.

BYU opened the half with a first down before facing a 4th and 1. Originally under center, Hall moved into the shotgun, keeping it for a 56-yard touchdown run to make it 17-14, Baylor, with 12:18 left in the third quarter.

Baylor extended its lead back to 24-14 at the 7:55 mark of the third after a 9-play, 78-yard drive ended with a 2-yard touchdown pass from Bohanon to fullback Dillon Doyle.

A 45-yard Bohanon completion and three Abram Smith rushes, one for a touchdown, then had Baylor ahead 31-14 with 4:32 remaining in the quarter.

Starting the fourth quarter, Hall completed passes to Isaac Rex, Pau'u and Romney, but an 11-yard sack slowed the drive. Oldroyd hit a 48-yard field goal and it was 31-17 with 10:28 to go.

Taking 6:33 off the clock on their next possession, the Bears rushed 11 times on their 12-play, 82-yard touchdown drive, effectively putting the game out of reach at 38-17 with 3:55 remaining.

Highlighted by a 48-yard completion from Hall to Romney, the Cougars drove the field and scored on a Hall to Nacua 16-yard touchdown pass, making it 38-24 with 1:51 left in the game.

BYU Top Passing							
	C-Att-Int	Yds	Y/A	Lng	TD	Sack	Effic
Hall, Jaren	22-31-0	342	11.0	52	1	5	174.28

BYU Top Receivers					
	No	Yds	Avg	Lng	TD
Nacua,Puka	5	168	33.6	52	1
Romney,Gunner	3	81	27.0	48	0
Rex,Isaac	4	47	11.8	20	0

BYU Top Rushers							
	No	Gain	Loss	Net	Avg	Lng	TD
Allgeier,Tyler	15	34	1	33	2.2	7	1
Hall,Jaren	8	67	42	25	3.1	56	1
Nacua,Puka	1	9	0	9	9.0	9	0

BYU Defensive Highlights							
	Tot	Solo	Sacks	TFL/Y	PBU	FF	QBH
Bywater,Ben	9	7	0	0/0	0	0	0
Moore,Malik	7	5	0	0/0	1	0	0
Ah You,Chaz	6	4	0	0/0	0	0	0

BYU 21 WASHINGTON ST. 19

10.23.2021 • PULLMAN, WA • MARTIN STADIUM • FS1 • ATT: 22,541



SCORING SUMMARY				BYU	WSU
FIRST QUARTER					
WSU	TD	09:36	Borghgi, Max 11 Yd RUSH (Janikowski, Dean Good)	0	7
BYU	TD	06:04	Katoa, Lopini 3 Yd RUSH (Oldroyd, Jacob Good)	7	7
THIRD QUARTER					
BYU	TD	09:48	Allgeier, Tyler 4 Yd RUSH (Oldroyd, Jacob Good)	14	7
WSU	TD	05:08	Borghgi, Max 1 Yd RUSH	14	13
FOURTH QUARTER					
BYU	TD	14:59	Allgeier, Tyler 2 Yd RUSH (Oldroyd, Jacob Good)	21	13
WSU	TD	04:14	Borghgi, Max 1 Yd RUSH	21	19

TEAM STAT COMPARISON	BYU	WSU
1st Downs	23	20
Rushing	15	5
Passing	8	15
Penalty	0	0
Rushing	238	93
Attempt	48	23
Gain	264	104
Loss	26	11
TDs Rushing	3	3
Passing	147	257
Attempts	21	37
Completions	16	26
Interceptions	0	1
TDs Passing	0	0
Total Offensive Plays	69	60
Total Net Yards	385	350
Average Gain per Play	5.6	5.8
Fumbles - Lost	1 - 0	2 - 0
Penalties - Yards	2 - 10	4 - 35
Interceptions - Yards	1 - 23	0 - 0
Punts - Yards	3 - 144	4 - 141
Average Per Punt	48	35.2
Punt Returns - Yards	1 - 21	1 - 1
Kickoff Returns - Yards	2 - 37	1 - 22
Time of Possession	29:37	30:23
Third Down Conversions	8 of 13	7 of 11
Fourth Down Conversions	0 of 1	0 of 0
Sacks - Yards	1 - 10	2 - 15

ALLGEIER LEADS BYU TO 21-19 WIN AT WASHINGTON STATE

PULLMAN, Wash. — Led by Tyler Allgeier's 191 rushing yards and two touchdowns, BYU football outlasted Washington State 21-19 at Martin Stadium on Saturday.

In the battle of the Cougars, BYU totaled 385 yards of offense, with 238 of those coming on the ground, a season high. BYU held Washington State to 93 yards rushing, its second lowest performance of the season.

Leading 21-19, and Washington State having all three timeouts left, Allgeier and the offensive line went to work with 4:14 remaining in the game. Allgeier ended up running the ball seven times in a row, picking up three first downs to run out the clock and put the game away.

With the win, BYU (6-2) became bowl eligible for the 16th time in 17 seasons and earned its fourth victory over a Power 5 team in a single season for the first time in school history (Wins over Arizona, Utah, Arizona State and Washington State).

Allgeier's 191 yards came on a career-best 32 carries. Fellow running back Lopini Katoa also had 3 carries for 15 yards and one touchdown.

Washington State got the ball first and drove 75 yards in 10 plays, five passing and five rushing, taking a 7-0 lead at the 9:36 mark of the first quarter on an 11-yard touchdown run by running back Max Borghi.

A balanced rushing attack led by Allgeier helped BYU answer in a three-yard rushing touchdown by Katoa, his first of the season, to tie it up a 7-7 with 6:04 left in the quarter.

The BYU defense responded with a Moore interception that he returned to the Washington State 23-yard line, but BYU went three-and-out, unable to capitalize on the turnover.

Ryan Rehkow boomed a punt, helping to flip the field, and defensive lineman Pepe Tanuvasa stopped Borghi on 3rd down as the first quarter clock expired.

Opening the second quarter, BYU took over near midfield after Washington State's shanked punt. Two penalties slowed the possession, however, and Jake Oldroyd's 45-yard field goal was wide left.

The BYU defense forced a third-straight punt, taking over with 2:32 remaining in the half, but Hall was sacked and BYU eventually punted back to Washington State, who knelt to end the half.

Hall began the second half with four-straight completions to three different wide receivers before Allgeier broke free for a 21-yard gain. Allgeier punched it in six plays later with a four-yard touchdown, giving BYU its first lead of the game at 14-7 at the 9:42 mark of the third quarter.

Washington State answered with Max Borghi's second rushing touchdown of the game after a 10-play, 69-yard drive, but a miscue on the extra point allowed BYU to remain in front, 14-13, with 5:08 left in the third.

On the next BYU drive, Allgeier, wide receiver Puka Nacua, Hall, Katoa, Pau'u and tight end Dallin Holker each saw touches as BYU drove 79-yards in 10 plays to the Washington State 2-yard line before the third quarter concluded. Allgeier began the 4th with a two-yard touchdown run, extending the BYU lead 21-13 just a second into the quarter.

Washington State then put together an 11-play, 76-yard drive capped by Borghi's third rushing touchdown but its two-point conversion attempt failed, and BYU held a 21-19 advantage with 4:14 remaining in the game.

The Cougars countered with Allgeier, who carried the ball seven times and forced Washington State to call all three of its timeouts. Allgeier picked up three first downs, the last coming on 3rd-and-7, allowing BYU to kneel out its 21-19 victory.

BYU Top Passing							
	C-Att-Int	Yds	Y/A	Lng	TD	Sack	Effic
Hall, Jaren	15-20-1	143	7.2	21	0	2	135.06
Pau'u, Neil	1-1-0	4	4.0	4	0	0	133.60

BYU Top Receivers					
	No	Yds	Avg	Lng	TD
Pau'u, Neil	6	70	11.7	21	0
Rex, Isaac	3	46	15.3	18	0
Holker, Dallin	1	10	10.0	10	0


BYU Top Rushers							
	No	Gain	Loss	Net	Avg	Lng	TD
Allgeier, Tyler	32	191	0	191	6.0	30	2
Nacua, Puka	2	26	0	26	13.0	17	0
Hall, Jaren	8	32	15	17	2.1	13	0

BYU Defensive Highlights							
	Tot	Solo	Sacks	TFL/Y	PBU	FF	QBH
Boren, Jacob	5	4	0	0/0	1	0	0
Bywater, Ben	5	4	0	0/0	0	0	0
Pyper, Morgan	4	1	0	0/0	0	0	0

VIRGINIA BYU

49 66

10.30.2021 • PROVO, UT • LAVELL EDWARDS STADIUM • ESPN2 • 57,685



SCORING SUMMARY					UVA	BYU
FIRST QUARTER						
BYU	TD	12:43	Hall, Jaren 2 Yd RUSH (Oldroyd, Jacob Good)	0	7	
BYU	TD	11:16	Allgeier, Tyler 1 Yd RUSH (Oldroyd, Jacob Good)	0	14	
BYU	TD	08:04	Nacua, Puka 26 Yd PASS by Hall, Jaren (Oldroyd, Jacob Good)	0	21	
UVA	TD	03:22	Armstrong, Brennan 5 Yd RUSH (Farrell, Brendan Good)	7	21	
SECOND QUARTER						
BYU	TD	14:13	Allgeier, Tyler 4 Yd RUSH (Oldroyd, Jacob Good)	7	28	
UVA	TD	12:29	Woods, Jelani 40 Yd PASS by Armstrong, Brennan (Farrell, Brendan Good)	14	28	
UVA	TD	09:59	Wicks, Dontayvion 70 Yd PASS by Armstrong, Brennan (Farrell, Brendan)	21	28	
BYU	FG	07:27	Oldroyd, Jacob 32 Yd FIELD GOAL	21	31	
UVA	TD	05:53	Darrington, Devin 49 Yd RUSH (Farrell, Brendan Good)	28	31	
UVA	TD	01:59	Armstrong, Brennan 30 Yd RUSH (Farrell, Brendan Good)	35	31	
BYU	TD	01:27	Nacua, Samson 40 Yd PASS by Hall, Jaren (Oldroyd, Jacob Good)	35	38	
UVA	TD	00:22	Kemp, Billy 12 Yd PASS by Armstrong, Brennan (Farrell, Brendan Good)	42	38	
THIRD QUARTER						
BYU	TD	13:08	Allgeier, Tyler 49 Yd RUSH (Oldroyd, Jacob Good)	42	45	
UVA	TD	02:10	Armstrong, Brennan 2 Yd PASS by Armstrong, Brennan (Farrell, Brendan)	49	45	
FOURTH QUARTER						
BYU	TD	14:49	Pau'u, Neil 10 Yd PASS by Hall, Jaren (Oldroyd, Jacob Good)	49	52	
BYU	TD	14:22	Allgeier, Tyler 31 Yd RUSH (Oldroyd, Jacob Good)	49	59	
BYU	TD	07:12	Allgeier, Tyler 4 Yd RUSH (Oldroyd, Jacob Good)	49	66	

NO. 25 BYU TAKES DOWN VIRGINIA IN HISTORIC 66-49 SHOOTOUT

PROVO, Utah – Led by timely takeaways and career performances from Tyler Allgeier and Jaren Hall, BYU powered its way to a 66-49 victory over the Virginia Cavaliers on Saturday night at LaVell Edwards Stadium.

BYU (7-2) rewrote multiple records in their shootout victory over Virginia (6-3), spoiling UVA head coach Bronco Mendenhall's return to Provo since leaving as the Cougars' head coach after the 2015 season.

Allgeier ran for 266 yards on 29 carries and scored five touchdowns – tying the school record for rushing touchdowns in a game. Coming out of halftime, the Cougars turned to Allgeier who ran for 192 yards and three touchdowns in the second half, tying Taysom Hill for second most rushing yards in a half at BYU.

Hall completed 22 of 37 passes for 349 yards and three touchdowns while running for 42 yards and another score.

Both teams featured plenty of offensive highlights, but three turnovers including two interceptions and a fumble recovery by the BYU defense proved to be the difference with the Cougars scoring 21 points off the three takeaways. Virginia totaled 448 yards and 42 points in the first half but only managed seven points, 140 total yards in the second half and had two turnovers.

BYU totaled 734 total yards of offense which marked the first time since Mendenhall's first season as the Cougars' head coach in 2005 that BYU tallied 300 or more yards passing and rushing in the same game.

The combined 1,322 total yards and 115 points were the most in a single game at LaVell Edwards Stadium in school history.

Wide receivers Samson and Puka Nacua each finished with 107 receiving yards and one touchdown apiece.

Payton Wilgar led the defense with 11 tackles and had the first interception of the game. Defensive end Uriah Leiataua forced the second fumble of his career and recovered the fumble in a crucial juncture which led to a BYU touchdown. Defensive back Drew Jensen recorded his second career interception with 10:40 to play swinging the momentum in BYU's favor.

TEAM STAT COMPARISON	UVA	BYU
1st Downs	28	36
Rushing	9	18
Passing	17	16
Penalty	2	2
Rushing	216	385
Attempt	25	46
Gain	221	388
Loss	5	3
TDs Rushing	3	6
Passing	372	349
Attempts	39	37
Completions	24	22
Interceptions	2	0
TDs Passing	4	3
Total Offensive Plays	64	83
Total Net Yards	588	734
Average Gain per Play	9.2	8.8
Fumbles - Lost	1 - 1	0 - 0
Penalties - Yards	4 - 40	6 - 55
Interceptions - Yards	0 - 0	2 - 24
Punts - Yards	3 - 161	2 - 84
Average Per Punt	53.7	42
Punt Returns - Yards	1 - 0	3 - 19
Kickoff Returns - Yards	0 - 0	0 - 0
Time of Possession	25:58	34:02
Third Down Conversions	4 of 10	6 of 11
Fourth Down Conversions	2 of 3	1 of 1
Sacks - Yards	0 - 0	1 - 5

BYU Top Passing

	C-Att-Int	Yds	Y/A	Lng	TD	Sack	Effic
Hall, Jaren	22-37-0	349	9.4	52	3	0	165.45

BYU Top Receivers

	No	Yds	Avg	Lng	TD
Nacua, Puka	8	107	13.4	26	1
Nacua, Samson	3	107	35.7	52	1
Hill, Keanu	2	49	24.5	32	0

BYU Top Rushers

	No	Gain	Loss	Net	Avg	Lng	TD
Allgeier, Tyler	29	267	1	266	9.2	49	5
Hall, Jaren	6	42	0	42	7.0	19	1
Nacua, Puka	1	28	0	28	28.0	28	0

BYU Defensive Highlights

	Tot	Solo	Sacks	TFL/Y	PBU	FF	QBH
Wilgar, Payton	11	6	0	0/0	0	0	0
Bywater, Ben	9	3	0	0/0	0	0	0
Pyper, Morgan	7	4	0	0/0	0	0	0

IDAHO STATE BYU

14
59

11.6.2021 • PROVO, UT • LAVELL EDWARDS STADIUM • BYUtv • ATT: 63,470



SCORING SUMMARY				ISU	BYU
FIRST QUARTER					
BYU	TD	09:38	Allgeier, Tyler 11 Yd RUSH (Oldroyd, Jacob Good)	0	7
BYU	TD	06:03	Katoa, Lopini 2 Yd PASS by Hall, Jaren (Oldroyd, Jacob Good)	0	14
BYU	TD	05:22	Hall, Jaren 1 Yd RUSH (Oldroyd, Jacob Good)	0	21
SECOND QUARTER					
BYU	TD	13:29	Hill, Keanu 13 Yd PASS by Hall, Jaren (Oldroyd, Jacob Good)	0	28
BYU	TD	07:33	Nacua, Puka 23 Yd PASS by Hall, Jaren (Oldroyd, Jacob Good)	0	35
ISU	TD	01:20	Scott, Jared 6 Yd PASS by Gronauer, Sagan (Alish, David Good)	7	35
BYU	TD	00:15	Pau'u, Neil 13 Yd PASS by Hall, Jaren (Oldroyd, Jacob Good)	7	42
THIRD QUARTER					
BYU	TD	03:46	Holker, Dallin 17 Yd PASS by Romney, Baylor (Smith, Justen Good)	7	49
ISU	TD	03:23	Ford, Tyevin 7 Yd RUSH (Alish, David Good)	14	49
FOURTH QUARTER					
BYU	FG	10:49	Smith, Justen 39 Yd FIELD GOAL	14	52
BYU	TD	04:18	Hill, Keanu 0 Yd PUNT (Smith, Justen Good)	14	59

TEAM STAT COMPARISON	ISU	BYU
1st Downs	10	28
Rushing	3	10
Passing	7	17
Penalty	0	1
Rushing	71	173
Attempt	30	38
Gain	92	181
Loss	21	8
TDs Rushing	1	2
Passing	167	387
Attempts	29	38
Completions	15	25
Interceptions	2	0
TDs Passing	1	5
Total Offensive Plays	59	76
Total Net Yards	238	560
Average Gain per Play	4	7.4
Fumbles - Lost	1 - 0	2 - 2
Penalties - Yards	6 - 35	6 - 35
Interceptions - Yards	0 - 0	2 - 16
Punts - Yards	10 - 397	3 - 156
Average Per Punt	39.7	52
Punt Returns - Yards	0 - 0	8 - 96
Kickoff Returns - Yards	3 - 102	1 - 22
Time of Possession	28:22	31:38
Third Down Conversions	1 of 12	8 of 13
Fourth Down Conversions	0 of 1	1 of 2
Sacks - Yards	1 - 1	2 - 17

NO. 15 BYU GETS 59-14 WIN OVER IDAHO STATE ON SENIOR DAY

PROVO, Utah – No. 15 BYU football entertained a sell-out crowd as it scored early and often in a 59-14 senior day win over Idaho State at LaVell Edwards Stadium on Saturday.

The BYU offense put the pedal down early, as it found the end zone on each of its four first quarter drives. The Cougar attack rolled to its first score of the day on the ground as Hall scrambled for a key first down and Allgeier finished the drive with an 11-yard touchdown score.

After a holding call pinned BYU deep in their own territory on the ensuing Cougar possession, Allgeier flipped the field with a 46-yard catch-and-run following a dump-off pass from Hall out of the backfield. Puka Nacua hauled-in a 35-yard pass to penetrate deep into Bengal territory on the next play and Lopini Katoa finished the drive with a two-yard touchdown reception from Hall.

The following Idaho State possession was short-lived as BYU defensive lineman Pepe Tanuvasa intercepted a Bengal pass and returned it 16 yards to the 6-yard line. Hall picked up where Tanuvasa left-off and put the Cougars up 21-0 with a quarterback keeper at the goal line. For the quarter, the Cougar defense held Idaho State to two yards of total offense on 0-of-4 passing. The BYU offense racked up 200 yards of offense in the opening quarter.

BYU wide receivers Keanu Hill and Puka Nacua showed-out in the second quarter as Hall found them for his second and third touchdown passes of the afternoon, respectively.

Hill's 13-yard touchdown reception came after the redshirt freshman from Bedford, Texas stretched for the goal line to give BYU a 28-0 lead. Nacua snagged his lone touchdown reception of the afternoon when Hall found him in the left corner of the north end zone from 23-yards out.

Idaho State found its way on the scoreboard for the first time on Saturday following a costly fumble deep in the Cougars' territory. Hall and the BYU offense quickly responded with a touchdown drive that ended in Neil Pau'u powering his way into the end zone off a 14-yard reception.

The Cougars entered half time leading 42-7. Hall finished the day with 298 yards passing for four touchdowns, with one on the ground.

With a sizable second half lead, BYU provided meaningful playing time to several underclassmen. Criddle celebrated what was likely his last game in LaVell Edwards Stadium with an interception of Idaho State quarter back Sagan Gronauer early in the quarter. The Cougar offense struck again with two possessions later as Baylor Romney found Dallin Holker for a 17-yard touchdown. Holker's touchdown reception marked the fifth different BYU receiver to record a touchdown on the afternoon. The Bengals got on the scoreboard for the second time with a rushing touchdown late in the quarter.

BYU extended their 49-14 lead late in the game with a 39-yard field goal from Justen Smith and a punt blocked and recovered for a touchdown by Keanu Hill.

BYU Top Passing

	C-Att-Int	Yds	Y/A	Lng	TD	Sack	Effic
Hall, Jaren	20-25-0	298	11.9	46	4	1	232.93
Romney, Baylor	5-12-0	89	7.4	32	1	0	131.47

BYU Top Receivers

	No	Yds	Avg	Lng	TD
Nacua, Puka	6	120	20.0	42	1
Hill, Keanu	4	92	23.0	32	1
Pau'u, Neil	6	48	8.0	13	1

BYU Top Rushers

	No	Gain	Loss	Net	Avg	Lng	TD
McChesney, Jackson	10	43	0	43	4.3	11	0
Allgeier, Tyler	6	35	0	35	5.8	11	1
Katoa, Lopini	7	26	2	24	3.4	8	0

BYU Defensive Highlights

	Tot	Solo	Sacks	TFL/Y	PBU	FF	QBH
Kaufusi, Jackson	6	5	0	0/0	0	0	0
Criddle, Matthew	5	3	0	0/0	1	0	0
Pyper, Morgan	4	2	0	0/0	0	0	0

BYU 34 GA. SOUTHERN 17

11.20.2021 • STATESBORO, GA • PAULSON STADIUM • ESPN+ • ATT: 20,862



SCORING SUMMARY				BYU	GS
FIRST QUARTER					
GS	FG	07:14	Raynor,Alex 38 Yd FIELD GOAL	0	3
BYU	TD	03:15	Katoa,Lopini 5 Yd RUSH (Oldroyd,Jacob Good)	7	3
SECOND QUARTER					
BYU	TD	14:56	Nacua,Puka 5 Yd PASS by Hall,Jaren (Oldroyd,Jacob Good)	14	3
GS	TD	10:17	Wright,Logan 3 Yd RUSH (Raynor,Alex Good)	14	10
GS	TD	06:25	Wright,Logan 11 Yd RUSH (Raynor,Alex Good)	14	17
BYU	FG	04:56	Oldroyd,Jacob 39 Yd FIELD GOAL	17	17
BYU	FG	00:46	Oldroyd,Jacob 38 Yd FIELD GOAL	20	17
THIRD QUARTER					
BYU	TD	10:03	Allgeier,Tyler 1 Yd RUSH (Oldroyd,Jacob Good)	27	17
FOURTH QUARTER					
BYU	TD	10:38	Nacua,Puka 29 Yd PASS by Hall,Jaren (Oldroyd,Jacob Good)	34	17

TEAM STAT COMPARISON	BYU	GS
1st Downs	26	19
Rushing	11	9
Passing	12	8
Penalty	3	2
Rushing	195	146
Attempt	40	37
Gain	202	153
Loss	7	7
TDs Rushing	2	2
Passing	312	122
Attempts	29	15
Completions	17	11
Interceptions	0	2
TDs Passing	2	0
Total Offensive Plays	69	52
Total Net Yards	507	268
Average Gain per Play	7.3	5.2
Fumbles - Lost	0 - 0	0 - 0
Penalties - Yards	6 - 60	5 - 45
Interceptions - Yards	2 - 0	0 - 0
Punts - Yards	2 - 107	5 - 196
Average Per Punt	53.5	39.2
Punt Returns - Yards	0 - 0	2 - 12
Kickoff Returns - Yards	2 - 20	4 - 61
Time of Possession	31:09	28:51
Third Down Conversions	3 of 10	4 of 10
Fourth Down Conversions	2 of 3	0 of 0
Sacks - Yards	0 - 0	0 - 0

NO. 14 COUGARS BEAT EAGLES IN STATESBORO, 34-17

STATESBORO, Ga. — No. 14 BYU football defeated Georgia Southern 34-17 at Paulson Stadium on Saturday.

The Cougars totaled 510 yards of total offense while holding the Eagles to just 268 yards. Quarterback Jaren Hall went 17 of 29 for 312 yards and two touchdowns.

Georgia Southern picked up four first downs on its opening 13 play, 54-yard drive that spanned 7:46 of game time, but eventually settled for a 38-yard field goal and early 3-0 lead.

BYU answered with a 12-play, 84-yard drive of its own that was extended by a Tyler Allgeier 4th-down conversion and capped with a Lopini Katoa 5-yard rushing touchdown to make it 7-3, BYU with 3:15 left in the first quarter.

The Cougars quickly forced an Eagle three-and-out and got the ball back. Hall completed passes to Puka Nacua for 42-yards and Gunner Romney for 14-yards before Allgeier rushed for 14-yards himself to set BYU up with a first & goal as the first quarter came to an end.

Hall opened the second quarter with a five-yard touchdown pass to Puka Nacua, giving the Cougars a 14-3 lead.

The Eagles bounced back on their ensuing possession with four plays going for 10-yards or more on their way to a touchdown drive to make it 14-10 with 10:17 remaining in the quarter.

Georgia Southern then attempted an onside kick, and recovered, but the recovering Eagle was called out-of-bounds. BYU was unable to capitalize on the field position, however, turning it over on downs going for it on 4th & 2.

Eagle running back Logan Wright ran in an 11-yard touchdown four plays later and Georgia Southern retook the lead, at 17-14, with 6:25 left in the second quarter.

Two Jake Oldroyd field goals, one from 39-yards and the other from 38-yards, sandwiched an Eagle three-and-out, and allowed BYU to tie and then take the lead back, going ahead 20-17 into the half.

Allgeier highlighted the Cougars' opening drive of the half with a one-yard touchdown run, putting BYU up 27-17 with 10:03 left in the third quarter.

Hall's deep pass to Puka Nacua went incomplete, bringing Rehkow out for his second punt of the game. BYU got the ball three plays later, however, on Robinson's second interception of the night.

Passes from Hall to Samson and Puka Nacua, both for 29-yards and the latter going for a touchdown highlighted the Cougar drive as BYU went up 34-17 with 10:38 remaining in the fourth.

Forcing another Georgia Southern punt, the Cougars took over with 7:45 left in the game. Behind Allgeier's rushing, BYU would run and kneel out the clock and 34-17 victory.

BYU Top Passing							
	C-Att-Int	Yds	Y/A	Lng	TD	Sack	Effic
Hall, Jaren	17-29-0	312	10.8	47	2	0	171.75

BYU Top Receivers					
	No	Yds	Avg	Lng	TD
Romney,Gunner	5	87	17.4	47	0
Nacua,Puka	5	83	16.6	42	2
Nacua,Samson	3	68	22.7	29	0

BYU Top Rushers							
	No	Gain	Loss	Net	Avg	Lng	TD
Allgeier,Tyler	25	136	0	136	5.4	24	1
Hall,Jaren	5	21	0	21	4.2	10	0
Nacua,Puka	2	20	0	20	10.0	17	0

BYU Defensive Highlights							
	Tot	Solo	Sacks	TFL/Y	PBU	FF	QBH
Bywater,Ben	8	3	0	0/5	0	0	0
Tanuvasa,Pepe	6	4	0	1/1	0	0	0
Tooley,Max	5	4	0	0/0	0	0	0

BYU
USC

35
31

11.27.2021 • LOS ANGELES, CA • THE COLISEUM • ESPN • ATT: 55,926



SCORING SUMMARY					BYU	USC
FIRST QUARTER						
USC	FG	11:20	Lewis,Parker 26 Yd FIELD GOAL	0	3	
BYU	TD	07:24	Nacua,Puka 28 Yd PASS by Hall,Jaren (Oldroyd,Jacob Good)	7	3	
SECOND QUARTER						
BYU	TD	11:34	Allgeier,Tyler 9 Yd RUSH (Oldroyd,Jacob Good)	14	3	
USC	TD	08:09	Dart,Jaxson 6 Yd RUSH (Lewis,Parker Good)	14	10	
BYU	TD	05:45	Allgeier,Tyler 5 Yd RUSH (Oldroyd,Jacob Good)	21	10	
USC	FG	00:00	Lewis,Parker 33 Yd FIELD GOAL	21	13	
THIRD QUARTER						
BYU	TD	11:37	Hill,Keanu 41 Yd PASS by Hall,Jaren (Oldroyd,Jacob Good)	28	13	
USC	TD	07:12	Malepeai,Vavae 2 Yd RUSH (Lewis,Parker Good)	28	20	
USC	FG	03:45	Lewis,Parker 37 Yd FIELD GOAL	28	23	
FOURTH QUARTER						
USC	TD	11:03	Bryant Jr.,Gary 10 Yd PASS by Dart,Jaxson (McRee,Lake Good)	28	31	
BYU	TD	03:57	McChesney,Jackson 7 Yd RUSH (Oldroyd,Jacob Good)	35	31	

NO. 13 COUGARS OUTLAST TROJANS IN THE COLISEUM

LOS ANGELES — No. 13 BYU football weathered a late USC comeback to take down the Trojans 35-31 at the Coliseum on Saturday.

USC took the opening kickoff 62 yards down to the BYU 34-yard line. The Trojans picked up a first down and had gotten to the 11-yard line but the Cougar defense held strong and forced a field goal with 11:20 to go in the first.

BYU quickly marched down the field, going 75 yards in eight plays and scoring on a 28-yard pass from Hall to Puka Nacua to give the Cougars a 7-3 lead with 7:24 left in the quarter.

The Cougars went for it on 4th-&-1 and converted, extending the drive. A false start penalty stalled the BYU possession and Jake Oldroyd hit a 31-yard field goal, but the Trojans were called offside, bringing up another 4th-&-1. Going for it once more, Allgeier would punch it in from nine yards out, putting the Cougars up 14-3 with 11:34 to go in the half.

Answering with a nine-play, 72-yard drive of their own, USC made it 14-10, BYU, at the 8:06 mark of the second quarter as quarterback Jaxson Dart rushed for a six-yard touchdown after initially fumbling the snap.

A 36-yard completion from Hall to Masen Wake highlighted the Cougars' next drive as Allgeier rushed for a five-yard touchdown to make it 21-10 with 5:45 remaining in the second.

Forcing another Trojan three-and-out, BYU got the ball back just 1:21 later and had picked up two first downs before Hall was picked off, allowing the Trojans to drive 54 yards and kick a 33-yard field goal as time expired, cutting into the Cougar lead at 21-13.

Coming out of the half, BYU put together a quick four play, 75-yard touchdown drive, capped by a deep 41-yard pass from Hall to Keanu Hill and the Cougars were up 28-13 with 11:37 remaining in the third quarter.

USC kept it close, coming back with a 14-play, 75-yard touchdown drive to draw within eight at 28-20, with 7:12 left in the third.

After a BYU three-and-out, the Trojans got a field goal on their ensuing possession to make it 28-23 with 3:45 to go in the quarter.

Spanning the final two plays of the third quarter going into the fourth, USC marched 91 yards in 12 plays, taking the lead on a 10-yard touchdown pass and going ahead by three after a successful two-point conversion to make it 31-28, USC at the 11:03 mark of the quarter.

BYU capitalized after forcing a Trojan three-and-out as Allgeier and Hall rushed the Cougars down the field. Jackson McChesney came in for Allgeier during the possession and ran it three times, capped off by a 7-yard touchdown to put BYU back on top, 35-31 with 3:57 left in the game.

Dart and USC drove to the BYU 15-yard line before facing a 4th-&-6 with 44 seconds remaining. Hayes and the Cougar defense stepped up, stopping Trojan receiver Gary Bryant Jr. just a yard short of a first down to force the turnover on downs and allow BYU to kneel out its fifth Pac-12 win of the season.

TEAM STAT COMPARISON	BYU	USC
1st Downs	27	27
Rushing	12	13
Passing	13	13
Penalty	2	1
Rushing	189	210
Attempt	42	44
Gain	215	217
Loss	26	7
TDs Rushing	3	2
Passing	276	248
Attempts	32	36
Completions	20	23
Interceptions	2	0
TDs Passing	2	1
Total Offensive Plays	74	80
Total Net Yards	465	458
Average Gain per Play	6.3	5.7
Fumbles - Lost	3 - 0	1 - 0
Penalties - Yards	6 - 40	8 - 64
Interceptions - Yards	0 - 0	2 - 0
Punts - Yards	3 - 134	4 - 196
Average Per Punt	44.7	49
Punt Returns - Yards	2 - 2	1 - 5
Kickoff Returns - Yards	1 - 21	4 - 123
Time of Possession	31:09	28:51
Third Down Conversions	7 of 14	7 of 16
Fourth Down Conversions	3 of 3	2 of 3
Sacks - Yards	0 - 0	1 - 19

BYU Top Passing

	C-Att-Int	Yds	Y/A	Lng	TD	Sack	Effic
Hall, Jaren	20-32-2	276	8.6	41	2	1	143.08

BYU Top Receivers

	No	Yds	Avg	Lng	TD
Hill,Keanu	4	72	18.0	41	1
Holker,Dallin	3	56	18.7	26	0
Nacua,Puka	3	42	14.0	28	1

BYU Top Rushers

	No	Gain	Loss	Net	Avg	Lng	TD
Allgeier,Tyler	21	113	2	111	5.3	22	2
Hall,Jaren	9	47	21	26	2.9	18	0
Holker,Dallin	0	22	0	22	∞	22	0

BYU Defensive Highlights

	Tot	Solo	Sacks	TFL/Y	PBU	FF	QBH
Tooley,Max	13	9	0	1/5	1	0	0
Bywater,Ben	13	4	0	1/1	0	0	0
Criddle,Matthew	5	2	0	0/0	0	0	0

UAB BYU

31 28

12.18.2021 • SHREVEPORT, LA • INDEPENDENCE STADIUM • ABC • ATT: 26,276



SCORING SUMMARY					UAB	BYU
FIRST QUARTER						
UAB	TD	06:26	Prince, Gerrit 10 Yd PASS by Hopkins, Dylan (Quinn, Matt Good)		7	0
UAB	TD	01:02	McBride, DeWayne 64 Yd RUSH (Quinn, Matt Good)		14	0
SECOND QUARTER						
BYU	TD	12:48	Allgeier, Tyler 1 Yd RUSH (Oldroyd, Jacob Good)		14	7
BYU	TD	08:19	Nacua, Samson 2 Yd RUSH (Oldroyd, Jacob Good)		14	14
UAB	TD	03:18	Prince, Gerrit 23 Yd PASS by Hopkins, Dylan (Quinn, Matt Good)		21	14
THIRD QUARTER						
BYU	TD	13:43	Allgeier, Tyler 62 Yd RUSH (Oldroyd, Jacob Good)		21	21
UAB	FG	07:27	Quinn, Matt 38 Yd FIELD GOAL		24	21
FOURTH QUARTER						
BYU	TD	14:33	Allgeier, Tyler 1 Yd RUSH (Oldroyd, Jacob Good)		24	28
UAB	TD	06:17	Shropshire, Trea 14 Yd PASS by Hopkins, Dylan (Quinn, Matt Good)		31	28

TEAM STAT COMPARISON	UAB	BYU
1st Downs	23	17
Rushing	12	9
Passing	11	6
Penalty	0	2
Rushing	223	199
Attempt	43	35
Gain	243	229
Loss	20	30
TDs Rushing	1	4
Passing	189	195
Attempts	23	23
Completions	19	15
Interceptions	1	0
TDs Passing	3	0
Total Offensive Plays	66	58
Total Net Yards	412	394
Average Gain per Play	6.2	6.8
Fumbles - Lost	1 - 0	2 - 1
Penalties - Yards	3 - 17	2 - 10
Interceptions - Yards	0 - 0	1 - 8
Punts - Yards	2 - 76	1 - 43
Average Per Punt	38	43
Punt Returns - Yards	1 - 4	1 - 13
Kickoff Returns - Yards	2 - 15	5 - 85
Time of Possession	35:27	24:33
Third Down Conversions	9 of 14	4 of 12
Fourth Down Conversions	2 of 2	2 of 5
Sacks - Yards	1 - 5	3 - 12

NO. 13 BYU DROPS INDEPENDENCE BOWL TO UAB, 31-28

SHREVEPORT, La. — No. 13 ranked BYU finished the 2021 season at 10-3 following a 31-28 loss to UAB in the Radiance Independence Bowl in Shreveport, Louisiana, Saturday.

After a 43-yard punt from Ryan Rehkow, the Blazers' began their second drive from the UAB 40-yard line picking up two quick first downs which moved them down to the BYU 29-yard line. Dylan Hopkins completed a 15-yard pass to tight-end Tejhaun Palmer to the BYU 15. Hopkins wasted no time completing his next pass to Gerrit Prince for a 9-yard touchdown to give the Blazers a 7-0 lead with 6:26 left in the first quarter.

The Cougars lost yards on two of the next three plays and turned it over on downs, giving the ball back to the Blazers on their own 35-yard line. On UAB's first play from scrimmage, DeWayne McBride took it 64 yards to the house to extend the lead to 14 with 1:02 left in the first quarter.

BYU's offense leaned on Allgeier on its next drive, running nine total plays, eight of which were rushed by Allgeier. He accounted for all 72 yards on the Cougars first scoring drive that brought BYU within seven with 12:44 left in the second quarter.

On the next Cougar play, Baylor Romney took a shot completing a 37-yard pass to Gunner Romney to the UAB 13-yard line. After a roughing the passer penalty on UAB moved the ball to the 2-yard line, Samson Nacua took a jet sweep around the left side of the line and in for the tying touchdown. With touchdowns on back-to-back possessions, the Cougars tied the game at 14.

The Blazers responded with a 78-yard touchdown drive to put UAB up 21-14 with 3:18 left in half.

After a 10-yard first-down reception by Samson Nacua, Allgeier took his first touch of the second half to the house for a 62-yard touchdown to tie the game at 21 just 1:17 into the second half.

UAB opted to kick a field goal on fourth down which gave the Blazers a 24-21 lead with 7:27 left in the third.

The Cougars took over at their own 48-yard line and gave it to Allgeier on three straight plays down at the UAB 42. Baylor Romney found Samson Nacua for a nine-yard gain to the Blazer 33 where the Cougars would begin the fourth quarter with a fresh set of downs and the score 24-21.

The Cougars opened the fourth quarter with a shovel pass to Masen Wake for a 29-yard gain to the UAB 1-yard line. Allgeier took the handoff on the ensuing play and fought his way in for his third touchdown of the night to give the Cougars their first lead of the game, 28-24 with 14:33 to play.

The Blazers again responded, going 75-yards, milking 8:16 off the clock and scoring the go-ahead touchdown with 6:17 left in the game.

BYU received the kick and returned it to the 27-yard line where it began what would be the final drive of the game. After gaining six yards on the first three plays, the Cougars faced a 4th-and-4 from their own 33-yard line. Kalani Sitake opted to go for it and Romney found Wake on a screen pass for a 17-yard gain to the 50-yard line. Following the fourth down conversion, Romney completed a pass over the middle to Samson Nacua but he fumbled the ball at the UAB 33 giving the Blazers the ball and the victory.

BYU Top Passing							
	C-Att-Int	Yds	Y/A	Lng	TD	Sack	Effic
Romney, Baylor	15-23-0	195	8.5	37	0	1	136.43

BYU Top Receivers					
	No	Yds	Avg	Lng	TD
Wake, Masen	3	55	18.3	29	0
Romney, Gunner	3	55	18.3	37	0
Nacua, Samson	3	41	13.7	22	0

BYU Top Rushers							
	No	Gain	Loss	Net	Avg	Lng	TD
Allgeier, Tyler	27	203	11	192	7.1	62	3
Nacua, Puka	1	20	0	20	20.0	20	0
Nacua, Samson	1	2	0	2	2.0	2	1

BYU Defensive Highlights							
	Tot	Solo	Sacks	TFL/Y	PBU	FF	QBH
Tooley, Max	10	6	0	0/0	1	0	0
Bywater, Ben	9	5	0	0/2	0	0	0
Batty, Tyler	8	5	2		0	0	0

ALLGEIER SETS RECORDS AMONG NATIONAL HONORS

In addition to the national rankings, running back Tyler Allgeier broke several BYU records and moved up the career rankings in Cougar history for individual performances throughout the year. Atop the list of achievements include breaking Luke Staley's 20-year-old single-season rushing record by becoming the first BYU player to run for 1,600 yards in a season (1,601), passing Staley's 1,582 rushing yards that powered the 2001 star to the school's only Doak Walker Award.

Allgeier also scored a touchdown in 11 consecutive games, passing former wide receiver Mike Chronister's mark of 10 straight games set across the 1976 and 1977 seasons. He also passed former running back Ronney Jenkins (252 carries in 1998) for No. 1 in rushing attempts in a single season, finishing with 276.

With his third touchdown in the Independence Bowl, Allgeier also set a new BYU bowl record with three touchdowns in a bowl game for the first time in school history. Allgeier was also just the third player to have multiple 200-yard games (213 at Utah State and 266 vs. Virginia) and tied all-time leading rusher Jamaal Williams for the single-game BYU record with five rushing touchdowns against the Cavaliers.

He finished his career at BYU tied for No. 2 in rushing touchdowns (36), No. 4 in total touchdowns (37), No. 3 in 100-yard games (13), No. 5 in rushing yards (2,899), No. 10 in rushing attempts and No. 12 in all-purpose yards (3,433).

One Allgeier play that didn't set a record may also have been his most memorable of the season. The former Cougar linebacker showed why he



can make plays no matter the circumstances when he leaped, literally, to the top of the highlight reels, with a critical, momentum-making forced fumble in BYU's win over nationally ranked Arizona State. With ASU seemingly returning an interception back for a touchdown to take the lead entering the fourth quarter, Allgeier chased down the ASU defender from behind to not only overtake him before he reached the end zone but also reach over him while flying through the air to punch out the ball onto the field of play. Meanwhile, Hall, who was right behind Allgeier chasing the play, recovered for the Cougars, who would go on to post one more touchdown to secure the victory.

Running back Tyler Allgeier and offensive guard Clark Barrington both earned All-America recognition for their elite-level play in 2021. Meanwhile, Clark's younger brother and fellow offensive lineman, Campbell Barrington, received Freshman All-America honors along with defensive back Jakob Robinson. The list below notes some of the top honors received by BYU players and coaches during the 2021 season.

PHIL STEELE 2021 ALL-INDEPENDENT TEAMS

FIRST TEAM – OFFENSE

- QB Jaren Hall, BYU**
- QB Malik Willis, Liberty
- RB Tyler Allgeier, BYU**
- RB Kyren Williams, Notre Dame
- WR Puka Nacua, BYU**
- WR Kevin Austin, Notre Dame
- TE Michael Mayer, Notre Dame
- TE Isaac Rex, BYU**
- C Jarrett Patterson, Notre Dame
- OG Cain Madden, Notre Dame
- OG Clark Barrington, BYU**
- OT Blake Freeland, BYU**
- OT Sage Duxtater, New Mexico State

SECOND TEAM – OFFENSE

- QB Jack Coan, Notre Dame
- QB Christian Anderson, Army West Point
- RB Juwaun Price, New Mexico State
- RB Ellis Merriweather, Massachusetts
- WR Demario Douglas, Liberty
- WR Jared Wyatt, New Mexico State
- TE Johnny Huntley, Liberty
- TE Josiah Johnson, Massachusetts
- C Eli Johnson, New Mexico State
- OG Noah Knapp, Army West Point
- OG Brendan Schlittler, Liberty
- OT Jordyn Law, Army West Point
- OT Ryan Van Demark, Connecticut

FIRST TEAM – DEFENSE

- DE Isaiah Foskey, Notre Dame
- DT Jayson Ademilola, Notre Dame
- DT Nolan Cockrill, Army West Point
- DE Travis Jones, Connecticut
- LB Andre Carter, Army West Point
- LB Storey Jackson, Liberty
- LB JD Bertrand, Notre Dame
- LB Arik Smith, Army West Point
- CB DJ McCullough, New Mexico State
- CB Kaleb Hayes, BYU**
- S Kyle Hamilton, Notre Dame
- S Marquel Broughton, Army West Point

SECOND TEAM – DEFENSE

- DE TreShaun Clark, Liberty
- DT Elijah James, Liberty
- DT Ralfs Rusins, Liberty
- DE Myron Tagovailoa-Amosa, Notre Dame
- LB Trevor Brohard, New Mexico State
- LB Jackson Mitchell, Connecticut
- LB Payton Wilgar, BYU**
- LB Chris Ojoh, New Mexico State
- CB Jabari Moore, Army West Point
- CB Cam Hart, Notre Dame
- S Malik Moore, BYU**
- S Caleb Mills, New Mexico State

FIRST TEAM – SPECIAL TEAMS

- K Jonathan Doerer, Notre Dame
- P Ryan Rehkow, BYU**
- KR Brian Brewton, Connecticut
- PR Tyrell Robinson, Army West Point
- LS Austin Mock, Liberty

SECOND TEAM – SPECIAL TEAMS

- K Ethan Albertson, New Mexico State
- P Jay Bramblett, Notre Dame
- KR Chris Tyree, Notre Dame
- PR Demario Douglas, Liberty
- LS Evan Deckers, Massachusetts

NFF HAMPSHIRE HONOR SOCIETY

The National Football Foundation (NFF) & College Football Hall of Fame recognized former BYU football players James Empey and Uriah Leiataua as members of its 2022 NFF Hampshire Honor Society. With 67 overall honorees, BYU ranks No. 1 among all FBS programs for the most players to earn recognition in the NFF Hampshire Honor Society since the inception of the program in 2007. The Honor Society is comprised of college football players who maintained a cumulative 3.2 GPA or better throughout their college careers while being a starter or significant contributor.

TYLER ALLGEIER (RB)

- Sporting News All-America Second Team
- Phil Steele All-America Fourth Team
- Pro Football Network All-America Honorable Mention
- Pro Football Network All-Independent Player of the Year
- Pro Football Network All-Independent Running Back of the Year
- Pro Football Network All-Independent First Team Offense
- Phil Steele All-Independent First Team Offense
- Doak Walker Award Semifinalist
- Bursworth Trophy Nominee
- Maxwell Award and Paul Hornung Award watchlist
- Capital One Orange Bowl Player of the Week (Nov. 3)
- Three-time Independent Offensive Player of the Week — College Sports Madness

JAREN HALL (QB)

- Pro Football Network All-Independent Quarterback of the Year
- Pro Football Network All-Independent First Team Offense
- Phil Steele All-Independent First Team Offense
- Two-time Independent Offensive Player of the Week — College Sports Madness

PUKA NACUA (WR)

- Pro Football Network All-Independent Newcomer of the Year
- Pro Football Network All-Independent Receiver of the Year
- Pro Football Network All-Independent First Team Offense
- Phil Steele All-Independent First Team Offense

GUNNER ROMNEY (WR)

- Pro Football Network All-Independent First Team Offense

NEIL PAU'U (WR)

- Pro Football Network All-Independent Second Team Offense
- Hula Bowl invitation

ISAAC REX (TE)

- Phil Steele All-Independent First Team Offense
- John Mackey Award Watch List

CLARK BARRINGTON (OL)

- 2021 Action Network All-America Second Team
- 2021 Pro Football Focus All-America Third Team
- Pro Football Network All-America Third Team
- Pro Football Network All-Independent First Team Offense
- Pro Football Network Offensive Line of the Year (BYU)
- Phil Steele All-Independent First Team Offense
- Joe Moore Award Midseason Watch List (BYU O-Line)

JAMES EMPEY (OL)

- Pop Warner College Football Award Finalist
- Jason Witten Collegiate Man of the Year Semifinalist
- Wuerffel Trophy Semifinalist
- Rotary Lombardi Award Semifinalist
- NFF William V. Campbell Trophy Semifinalist
- Pro Football Network Offensive Line of the Year (BYU)
- Joe Moore Award Midseason Watch List (BYU O-Line)
- CoSIDA Academic All-District 8
- Three-time Rimington Award Watch List (2019, 2020, 2021)
- Two-time Outland Trophy Watch List (2020, 2021)
- 2021 Preseason All-American by Phil Steele and Athlon Sports

BLAKE FREELAND (OL)

- Pro Football Network All-Independent First Team Offense
- Pro Football Network Offensive Line of the Year (BYU)
- Phil Steele All-Independent First Team Offense
- Joe Moore Award Midseason Watch List (BYU O-Line)

CAMPBELL BARRINGTON (OL)

- Maxwell Football Club Freshman All-America
- Football Writers Association of America Freshman All-America
- The Athletic Freshman All-American Second Team
- RJ Young's Fox College Football All-Freshman Team
- Pro Football Network All-Independent Second Team Offense
- Pro Football Network Offensive Line of the Year (BYU)
- Shaun Alexander Freshman of the Year Award Candidate
- Joe Moore Award Midseason Watch List (BYU O-Line)

KALEB HAYES (DB)

- Pro Football Network All-Independent Defensive Back of the Year
- Pro Football Network All-Independent First Team Defense
- Pro Football Network All-Independent Defensive Secondary of the Year (BYU)
- Phil Steele All-Independent First Team Defense

MALIK MOORE (DB)

- Pro Football Network All-Independent First Team Defense
- Pro Football Network All-Independent Defensive Secondary of the Year (BYU)
- Phil Steele All-Independent Second Team Defense

JAKOB ROBINSON (DB)

- The Athletic Freshman All-America Second Team
- Pro Football Network All-Independent First Team Defense
- Pro Football Network All-Independent Defensive Secondary of the Year (BYU)

PAYTON WILGAR (LB)

- Pro Football Network All-Independent Linebacker of the Year
- Pro Football Network All-Independent First Team Defense
- Phil Steele All-Independent Second Team Defense
- Bronco Nagurski Trophy Watchlist
- Butkus Award Watchlist

BEN BYWATER (LB)

- Pro Football Network All-Independent Defensive Rookie of the Year
- Pro Football Network All-Independent First Team Defense
- CoSIDA Academic All-District 8

TYLER BATTY (DL)

- Pro Football Network All-Independent Second Team Defense

RYAN REHKOW (P)

- Pro Football Network All-Independent Punter of the Year
- Pro Football Network All-Independent First Team Special Teams
- Phil Steele All-Independent First Team Special Teams
- CoSIDA Academic All-District 8
- Ray Guy Award Watchlist
- Ray Guy Award – Ray's 8 Awardee (Oct. 4)

HOBBS NYBERG (PR)

- Pro Football Network All-Independent Second Team Punt Returner

JACOB BOREN (KR)

- Pro Football Network All-Independent Second Team Special Teams

KALANI SITAKE (Head Coach)

- Eddie Robinson Coach of the Year Award Finalist
- George Munger Collegiate Coach of the Year Award Semifinalist

AARON RODERICK (Offensive Coordinator)

- Broyles Award Assistant Coach of the Year nominee

Team Statistics

	BYU	OPP
Scoring	430	321
Points per game	33.1	24.7
Points Off Turnovers	59	24
First Downs	301	281
Rushing	142	118
Passing	142	145
Penalty	17	18
Rushing Yardage	2446	2039
Yards gained rushing	2725	2291
Yards lost rushing	279	252
Rushing attempts	479	470
Average per rush	5.1	4.3
Average per game	188.2	156.8
TDs Rushing	30	24
Passing Yardage	3433	3015
Comp-Att-Int	253-389-5	269-411-15
Average per pass	8.8	7.3
Average per catch	13.6	11.2
Average per game	264.1	231.9
TDs Passing	26	14
Total offense	5879	5054
Total plays	868	881
Average per play	6.8	5.7
Average per game	452.2	388.8
Kick returns: #-Yards	17-298	31-665
Punt returns: #-Yards	25-228	15-112
Int returns: #-Yards	15-82	5-60
Kick return average	17.5	21.5
Punt return average	9.1	7.5
Int return average	5.5	12.0
Fumbles-Lost	20-7	16-5
Penalties-Yards	66-539	69-525
Average per game	41.5	40.4
Punts-Yards	40-1943	51-2218
Average per punt	48.6	43.5
Net punt average	42.8	38.5
Kickoffs-Yards	82-4999	68-4092
Average per kick	61.0	60.2
Net kick average	38.2	38.1
Time of possession / game	29:15	30:42
3rd-down conversion	72/157	77/179
3rd-down pct	46%	43%
4rd-down conversion	16/26	17/26
4rd-down pct	62%	65%
Sacks by-Yards	20-138	15-114
Misc Yards	0	0
Touchdowns scored	57	38
Field goals - attempts	11-16	18-21
On-Side kicks	0-0	1-1
Red-zone scores	(49-55) 89%	(42-50) 84%
Red-zone touchdowns	(41-55) 75%	(29-50) 58%
PAT-attempts	(54-57) 95%	(35-37) 95%
Attendance	369882	172585
Games / Avg per game	6/61647	5/34517
Neutral site games	-	2/40409

Score by Periods

Team	1st	2nd	3rd	4th	OT	TOT
BYU	114	148	70	98	0	430
Opponents	50	129	84	58	0	321

Team Results

Date	Opponent		Score	Att.
09/04/2021	vs Arizona	W	24-16	54541
09/11/2021	Utah	W	26-17	63470
09/18/2021	Arizona St.	W	27-17	61570
09/25/2021	South Fla.	W	35-27	60217
10/01/2021	at Utah St.	W	34-20	25240
10/09/2021	Boise St.	L	17-26	63470
10/16/2021	at Baylor	L	24-38	48016
10/23/2021	at Washington St.	W	21-19	22541
10/30/2021	Virginia	W	66-49	57685
11/06/2021	Idaho St.	W	59-14	63470
11/20/2021	at Ga. Southern	W	34-16	20862
11/27/2021	at Southern California	W	35-31	55926
12/18/2021	vs UAB	L	28-31	26276

Rushing

Player	gp	att	gain	loss	net	avg	td	lg	avg/g
Tyler Allgeier	13	276	1651	50	1601	5.8	23	67	123.2
Jaren Hall	10	62	420	113	307	5.0	3	56	30.7
Lopini Katoa	13	61	260	18	242	4.0	2	25	18.6
Puka Nacua	12	14	148	0	148	10.6	0	28	12.3
Jackson McChesney	5	14	64	0	64	4.6	1	11	12.8
Neil Pau'u	10	5	46	0	46	9.2	0	20	4.6
Samson Nacua	13	7	29	0	29	4.1	1	10	2.2
Dallin Holker	13	1	22	7	15	15.0	0	22	1.2
Hinckley Ropati	5	4	17	2	15	3.8	0	11	3.0
Chris Jackson	13	3	14	2	12	4.0	0	10	0.9
Masen Wake	11	3	8	0	8	2.7	0	7	0.7
Gunner Romney	10	2	9	7	2	1.0	0	9	0.2
Baylor Romney	5	10	37	41	-4	-0.4	0	13	-0.8
Miles Davis	2	1	0	7	-7	-7.0	0	0	-3.5
Team	13	16	0	32	-32	-2.0	0	0	-2.5
Total	13	479	2725	279	2446	5.1	30	67	188.2
Opponents	13	470	2291	252	2039	4.3	24	64	156.8

Passing

Player	gp	effic	comp-att-int	pct	yds	td	lg	avg/g
Jaren Hall	10	156.1	189-296-5	63.9	2583	20	67	258.3
Baylor Romney	5	176.5	56-80-0	70.0	779	6	55	155.8
Jacob Conover	2	87.8	5-10-0	50.0	45	0	16	22.5
Neil Pau'u	10	172.8	3-3-0	100.0	26	0	13	2.6
Total	13	158.7	253-389-5	65.0	3433	26	67	264.1
Opponents	13	131.0	269-411-15	65.5	3015	14	70	231.9

Receiving

Player	gp	no.	yds	avg	td	lg	avg/g
Neil Pau'u	10	46	526	11.4	6	67	52.6
Puka Nacua	12	43	805	18.7	6	55	67.1
Gunner Romney	10	34	594	17.5	3	59	59.4
Tyler Allgeier	13	28	199	7.1	0	46	15.3
Samson Nacua	13	21	329	15.7	3	52	25.3
Keanu Hill	13	18	343	19.1	2	44	26.4
Isaac Rex	12	18	191	10.6	3	20	15.9
Masen Wake	11	14	148	10.6	1	36	13.5
Dallin Holker	13	14	200	14.3	1	31	15.4
Lopini Katoa	13	9	28	3.1	1	9	2.2
Chris Jackson	13	4	39	9.8	0	15	3.0
Jaren Hall	10	2	13	6.5	0	9	1.3
Baylor Romney	5	1	13	13.0	0	13	2.6
Carter Wheat	5	1	5	5.0	0	5	1.0
Total	13	253	3433	13.6	26	67	264.1
Opponents	13	269	3015	11.2	14	70	231.9

Game Records

Record	Overall	Home	Away	Neutral
ALL GAMES	10-3	5-1	4-1	1-1
CONFERENCE	0-0	0-0	0-0	0-0
NON-CONFERENCE	10-3	5-1	4-1	1-1

Team Statistics

	BYU	OPP
First Downs	301	281
Rushing	142	118
Passing	142	145
Penalty	17	18
Rushing Yardage	2446	2039
Rushing attempts	479	470
Average per rush	5.1	4.3
Average per game	188.2	156.8
TDs Rushing	30	24
Passing Yardage	3433	3015
Comp-Att-Int	253-389-5	269-411-15
Average per pass	8.8	7.3
Average per catch	13.6	11.2
Average per game	264.1	231.9
TDs Passing	26	14
Total offense	5879	5054
Average per play	6.8	5.7
Average per game	452.2	388.8
Kick returns: #-Yards	17-298	31-665
Punt returns: #-Yards	25-228	15-112
Int returns: #-Yards	15-82	5-60
Fumbles-Lost	20-7	16-5
Penalties-Yards	66-539	69-525
Punts-Avg	40-48.6	51-43.5
Time of possession / game	29:15	30:42
3rd-down conversion	72/157	77/179
4rd-down conversion	16/26	17/26

Interceptions

Player	no.	yds	avg	td	lg
Jakob Robinson	3	7	2.3	0	7
Malik Moore	3	23	7.7	0	23
Payton Wilgar	2	24	12.0	0	24
Hayden Livingston	2	8	4.0	0	8
Matthew Criddle	1	0	0.0	0	0
Max Tooley	1	0	0.0	0	0
Chaz Ah You	1	4	4.0	0	4
Pepe Tanuvasa	1	16	16.0	0	16
Drew Jensen	1	0	0.0	0	0
Total	15	82	5.5	0	24
Opponents	5	60	12.0	0	60

Field Goals

Player	fg	pct.	01-19	20-29	30-39	40-49	50-99	lg	blk
Jacob Oldroyd	9-13	69.2	0-0	1-1	6-7	2-4	0-1	49	0
Justen Smith	2-3	66.7	0-0	0-1	1-1	1-1	0-0	40	1
Opponents	18-21	85.7	0-0	6-6	6-7	5-7	1-1	52	0

Scoring

Player	td	fg	PAT						pts
			kick	rush	rcv	pass	dxp	saf	
Tyler Allgeier	23	-	-	-	-	-	-	-	138
Jacob Oldroyd	-	9-13	42-43	-	-	-	-	-	69
Neil Pau'u	6	-	-	-	-	-	-	-	36
Puka Nacua	6	-	-	-	-	-	-	-	36
Samson Nacua	4	-	-	-	-	-	-	-	24
Lopini Katoa	3	-	-	-	1	-	-	-	20
Gunner Romney	3	-	-	-	-	-	-	-	18
Jaren Hall	3	-	-	-	-	1	-	-	18
Keanu Hill	3	-	-	-	-	-	-	-	18
Isaac Rex	3	-	-	-	-	-	-	-	18
Justen Smith	-	2-3	11-11	-	-	-	-	-	17
Masen Wake	1	-	-	-	-	-	-	-	6
Jackson McChesney	1	-	-	-	-	-	-	-	6
Dallin Holker	1	-	-	-	-	-	-	-	6
Total	57	11-16	53-54	0	1	1	0	0	430
Opponents	38	18-21	33-33	0	2	2	0	1	321

Score by Periods

Team	1st	2nd	3rd	4th	OT	TOT
BYU	114	148	70	98	0	430
Opponents	50	129	84	58	0	321

Punting

Player	no.	yds	avg	lg	tb	fc	i20	50+	blk
Ryan Rehkow	40	1943	48.6	83	6	10	16	19	0
Total	40	1943	48.6	83	6	10	16	19	0
Opponents	51	2218	43.5	65	1	14	14	16	1

Punt Returns

Player	no.	yds	avg	td	lg
Hobbs Nyberg	23	221	9.6	0	42
Talmage Gunther	2	7	3.5	0	5
Total	25	228	9.1	1	42
Opponents	15	112	7.5	0	35

Kick Returns

Player	no.	yds	avg	td	lg
Lopini Katoa	4	80	20.0	0	22
Miles Davis	4	78	19.5	0	25
Caleb Christensen	4	70	17.5	0	21
Javelle Brown	2	39	19.5	0	21
Jacob Boren	2	15	7.5	0	14
Hobbs Nyberg	1	14	14.0	0	14
Total	17	298	17.5	0	25
Opponents	31	665	21.5	0	89

All Purpose

Player	g	rush	rcv	pr	kr	ir	total	avg/g
Tyler Allgeier	13	1601	199	0	0	0	1800	138.5
Puka Nacua	12	148	805	0	0	0	953	79.4
Gunner Romney	10	2	594	0	0	0	596	59.6
Neil Pau'u	10	46	526	0	0	0	572	57.2
Samson Nacua	13	29	329	0	0	0	358	27.5
Lopini Katoa	13	242	28	0	80	0	350	26.9
Keanu Hill	13	0	343	0	0	0	343	26.4
Jaren Hall	10	307	13	0	0	0	320	32.0
Hobbs Nyberg	13	0	0	221	14	0	235	18.1
Dallin Holker	13	15	200	0	0	0	215	16.5
Isaac Rex	12	0	191	0	0	0	191	15.9
Masen Wake	11	8	148	0	0	0	156	14.2
Miles Davis	2	-7	0	0	78	0	71	35.5
Caleb Christensen	8	0	0	0	70	0	70	8.8
Jackson McChesney	5	64	0	0	0	0	64	12.8
Chris Jackson	13	12	39	0	0	0	51	3.9
Javelle Brown	10	0	0	0	39	0	39	3.9
Payton Wilgar	10	0	0	0	0	24	24	2.4
Malik Moore	13	0	0	0	0	23	23	1.8
Pepe Tanuvasa	13	0	0	0	0	16	16	1.2
Jacob Boren	13	0	0	0	15	0	15	1.2
Hinckley Ropati	5	15	0	0	0	0	15	3.0
Baylor Romney	5	-4	13	0	0	0	9	1.8
Hayden Livingston	13	0	0	0	0	8	8	0.6
Talmage Gunther	13	0	0	7	0	0	7	0.5
Jakob Robinson	12	0	0	0	0	7	7	0.6
Carter Wheat	5	0	5	0	0	0	5	1.0
Chaz Ah You	8	0	0	0	0	4	4	0.5
Jackson Kaufusi	9	0	0	0	2	0	2	0.2
Total	13	2446	3433	228	298	82	6487	499.0
Opponents	13	2039	3015	112	665	60	5891	453.2

Total Offense

Player	g	plays	rush	pass	total	avg/g
Jaren Hall	10	358	307	2583	2890	289.0
Tyler Allgeier	13	276	1601	0	1601	123.2
Baylor Romney	5	90	-4	779	775	155.0
Lopini Katoa	13	61	242	0	242	18.6
Puka Nacua	12	14	148	0	148	12.3
Neil Pau'u	10	8	46	26	72	7.2
Jackson McChesney	5	14	64	0	64	12.8
Jacob Conover	2	10	0	45	45	22.5
Samson Nacua	13	7	29	0	29	2.2
Dallin Holker	13	1	15	0	15	1.2
Hinckley Ropati	5	4	15	0	15	3.0
Chris Jackson	13	3	12	0	12	0.9
Masen Wake	11	3	8	0	8	0.7
Gunner Romney	10	2	2	0	2	0.2
Miles Davis	2	1	-7	0	-7	-3.5
Total	13	868	2446	3433	5879	452.2
Opponents	13	881	2039	3015	5054	388.8

#	Player	gp	Tackles				tfl/yds	Sacks	Pass defense			Fumbles		blkd	
			ua	a	tot	no-yds		int-yds	brup	qbh	fr-yds	ff	kick	saf	
33	Ben Bywater	13	57	45	102	8.5-16	1-4	.	.	1	
31	Max Tooley	12	37	31	68	4.5-18	1-1	1-0	3	
49	Payton Wilgar	10	29	27	56	6-20	1.5-12	2-24	4	1	.	1	.	.	
92	Tyler Batty	12	23	20	43	5-29	3.5-27	.	.	2	.	1	.	.	
45	Pepe Tanuvasa	13	23	19	42	7-34	3-28	1-16	.	3	
3	Chaz Ah You	8	18	21	39	0.5-1	.	1-4	2	1	.	1	.	.	
5	D'Angelo Mandell	13	25	11	36	1-1	.	.	4	
22	Ammon Hannemann	10	25	9	34	.	.	.	1	1	
12	Malik Moore	13	20	13	33	.	.	3-23	3	
10	Morgan Pyper	13	15	17	32	0.5-2	
46	Drew Jensen	13	12	20	32	0.5-0	.	1-0	1	
41	Keenan Pili	3	14	17	31	3.5-16	1.5-12	.	.	1	
95	Caden Haws	11	11	20	31	3-2	1.5-0	.	2	1	.	1	.	.	
0	Jakob Robinson	12	24	5	29	.	.	3-7	4	
18	Kaleb Hayes	13	21	5	26	.	.	.	12	
62	Atunaisa Mahe	12	12	14	26	5-24	1.5-13	.	.	1	
58	Uriah Leiataua	13	16	10	26	4-22	2.5-20	.	.	1	1-0	1	.	.	
91	Earl Tuioti-Mariner	13	6	19	25	2-13	1-11	.	.	1	
98	Gabe Summers	13	12	12	24	1-5	.	.	.	3	
20	Jacob Boren	13	13	7	20	.	.	.	2	.	.	1	.	.	
38	Jackson Kaufusi	9	8	7	15	
28	Hayden Livingston	13	10	3	13	.	.	2-8	2	.	1-0	.	.	.	
17	Matthew Criddle	9	8	5	13	.	.	1-0	1	
11	Isaiah Herron	10	9	4	13	.	.	.	3	.	1-0	.	.	.	
94	John Nelson	13	6	6	12	2-3	0.5-2	.	1	
53	Fisher Jackson	9	5	4	9	1-3	0.5-2	.	2	
51	Alden Tofa	7	2	5	7	1-6	1-6	
7	George Udo	5	3	2	5	
93	Blake Mangelson	7	3	2	5	2-3	.	.	.	1	
29	Shamon Willis	11	2	2	4	
55	Lorenzo Fauatea	5	2	2	4	1-0	1	.	.	
19	Javelle Brown	10	2	1	3	
5	Chris Jackson	13	3	.	3	
34	Josh Wilson	8	2	.	2	.	.	.	1	
99	Alema Pilimai	1	1	1	2	0.5-0	
36	Talmage Gunther	13	2	.	2	1	.	.	
43	Jared Kapsi	11	1	1	2	0.5-1	
26	Mitchell Price	12	1	1	2	
84	Austin Riggs	12	.	1	1	
25	Tyler Allgeier	13	1	.	1	1	.	.	
16	Jacques Wilson	3	1	.	1	
35	Ethan Slade	2	.	1	1	
90	Jacob Palu	2	.	1	1	
32	Nick Nethercott	2	.	1	1	
57	Josh Larsen	3	1	.	1	1	
4	Caleb Christensen	8	.	1	1	
97	Hunter Greer	1	1	.	1	
50	Jacob Bosco	1	1	.	1	
37	Justen Smith	4	.	1	1	
1	Keanu Hill	13	1	.	1	1	.	
30	Jason Money	1	.	1	1	
54	Kade Pupunu	1	.	1	1	
3	Jaren Hall	10	1-0	.	.	.	
56	Clark Barrington	12	1-0	.	.	.	
12	Puka Nacua	12	1-0	.	.	.	
	Totals	13	489	396	885	59-219	20-138	15-82	48	19	7-0	9	1	0	
	Opponents	13	463	390	853	57-212	15-114	5-60	36	21	8--8	12	1	1	

1984 NATIONAL CHAMPIONS



After finishing the 1984 season with a perfect 13-0 record, the Cougars were named No. 1 by the Associated Press, the United Press International, Sports Illustrated, CNN-USA Today and the Football Writers of America. BYU head coach LaVell Edwards was selected as the NCAA National Coach of the Year and was invited to visit President Ronald Reagan at the White House.



The perfect season featured several game-saving plays as the Cougars moved their way up the rankings. Quarterback Robbie Bosco connected with wide receiver Adam Haysbert for a 50-yard touchdown pass with 1:37 left to play to take the lead in the season-opening win at No. 3 ranked Pittsburgh.

Safety Kyle Morrell's timed leap over the center to stop a quarterback sneak short of the goal line gave BYU the momentum they needed to foil Hawai'i's upset attempt. Tight end David Mills was poked in the eye, but came through with a leaping grab in the end zone to help BYU overcome Wyoming 41-38 in the homecoming game.

The Cougars ascended to the No. 1 spot on Nov. 17 following a 24-14 victory at Utah combined with a Nebraska loss to Oklahoma and a Navy upset over unbeaten and then No. 2 South Carolina. The Cougars maintained their No. 1 ranking heading into the bowl game defeating Utah State 38-13 in the final contest of the regular season.



With a TV blimp in the sky over Jack Murphy Stadium, Bosco left the Holiday Bowl in the first quarter with an ankle injury, but returned late in the second taped up and played in the shotgun to finish the game. BYU trailed 17-10 after Michigan hit a field goal to begin the fourth quarter. The Cougars then took over the game, Bosco completed seven pass attempts to five different receivers and hit wide receiver Glen Kozlowski between two Michigan defenders for the game-tying touchdown.

Michigan threatened to score again, but linebacker Kurt Gouveia sacked the Wolverine quarterback for a 16-yard loss to force a punt. BYU moved the ball 70 yards to the Michigan 13-yard line when Bosco scrambled up the middle, keeping his eyes down field, and found running back Kelly Smith for the game-winning touchdown.

1984 FINAL POLLS

ASSOCIATED PRESS	
1. BYU (38)	1,160
2. Washington (16)	1,140
3. Florida (6)	1,092
4. Nebraska	1,017
5. Boston College	932
6. Oklahoma	883
7. Oklahoma St.	864
8. SMU	761
9. UCLA	613
10. USC	596
USA TODAY/CNN	
1. BYU (38)	789
2. Washington (3)	751
3. Florida (3)	746
4. Nebraska	689
5. Oklahoma	660
6. Boston College	648
7. Oklahoma St.	625
8. SMU	543
9. Maryland	512
10. USC	486



PERFECT 13-0

Sept. 1	at No. 3 Pittsburgh	W 20-14
Sept. 8	Baylor	W 47-13
Sept. 15	Tulsa	W 38-15
Sept. 22	at Hawaii	W 18-13
Oct. 6	at Colorado State	W 52-9
Oct. 13	Wyoming	W 41-38
Oct. 20	at Air Force	W 30-25
Oct. 25	at New Mexico	W 48-0
Nov. 3	UTEP	W 42-9
Nov. 10	San Diego State	W 34-3
Nov. 17	at Utah	W 24-14
Nov. 24	Utah State	W 38-13
Dec. 21	vs. Michigan	W 24-17

Controversy was abundant as many of the so-called experts such as NBC announcer Bryant Gumbell accused BYU of playing a "Bo-Diddley Tech" schedule. However, at the end of the season BYU was the only undefeated team in the nation.



REMEMBERING COLLEGE FOOTBALL HALL OF FAME HEAD COACH
LAVELL EDWARDS

257 CAREER VICTORIES • 19 CONFERENCE TITLES • 1 NATIONAL CHAMPIONSHIP

Legendary BYU head football coach LaVell Edwards passed away Dec. 29, 2016 at the age of 86 surrounded by his wife Patti and their family.

Edwards, a coaching icon in college football, led the Cougars for 29 seasons from 1972 to 2000. He amassed 257 victories, which ranks seventh in NCAA Division I history. In addition, Edwards led BYU to the 1984 National Championship and was inducted into the College Football Hall of Fame in 2004.

"I love LaVell Edwards," said BYU director of athletics Tom Holmoe. "He was a great coach, a wonderful person, a disciple of Christ, a loyal family man and a true friend. LaVell had a pure heart. His example will forever be with me and I will strive to live a life of love as he always did."

Known for his stoic sideline demeanor and quick-witted humor, Edwards was once labeled by USA Today as a "national coaching treasure." Beloved not only in coaching circles and all of Cougar Nation, but especially by the many hundreds of players under his tutelage, including current head coach Kalani Sitake who was a fullback and team captain for the Cougars.

In 1972, Edwards assumed command of a BYU program that had won just 173 games over 49 seasons, including just 14 winning seasons. The Cougars had never been to a bowl game and had just one conference championship prior to Edwards' promotion to head coach.

Undaunted by the formidable rebuilding task that lay ahead, Edwards transformed BYU into a national power, pioneering an aggressive and inno-

vative passing attack that led BYU to conference titles in 19 of 29 seasons and an overall record of 257-101-3.

In his first season as the head coach, he led the Cougars to a 7-4 overall record, including a 16-7 win over in-state rival Utah. Just two seasons later, Edwards had the team rolling. The Cougars won the WAC Championship after a 48-20 victory over the Utes and accepted an invitation to the Fiesta Bowl—the team's first-ever bowl appearance, starting a run of 22 bowls in 29 years. The 1974 season turned out to be the first of 27 straight non-losing seasons.

After recording an 11-1 record in 1979, a 12-1 record in 1980 another 11-win season in 1981, eight more wins in 1982, and 11 additional wins in 1983, Edwards led BYU to a perfect 13-0 season in 1984. Following a 24-17 win over Michigan in the Holiday Bowl, the Cougars were crowned national champions. Not surprisingly, Edwards was named the National Coach of the Year for the second time in his career.

Under his direction, BYU recorded 10 straight conference titles from 1976 through 1985 and played in 17 consecutive bowl games from 1978 until 1994.

On New Year's Day in 1997, BYU set an NCAA record with 14 victories after winning the Cotton Bowl to cap the 1996 season in a thrilling 19-15 victory over No. 14 Kansas State. BYU finished ranked No. 5 nationally—its highest finish since 1984.



Edwards announced his retirement prior to the 2000 season. BYU would honor him by renaming Cougar Stadium, LaVell Edwards Stadium prior to the final home game of the year on Nov. 18. A banner bearing the new name was unveiled in a pregame ceremony conducted by President Gordon B. Hinckley, president of The Church of Jesus Christ of Latter-day Saints.

A week later BYU gave Edwards one more magic moment. Trailing Utah 27-26 in Salt Lake City with 23 seconds left, quarterback Brandon Doman scored a 7-yard touchdown run to send Edwards out a winner in his final game.

Edwards coached one Heisman Trophy winner, two Outland Trophy recipients, four Davey O'Brien awardees, seven Sammy Baugh Trophy Winners, 31 All-Americans and six College Football Hall of Famers. He was named NCAA District 8 Coach of the Year eight times, Bobby Dodd National Coach of the Year in 1979 and AFCA National Coach of the Year in 1984.

Following his coaching career, Edwards served a full-time LDS mission with his wife Patti to New York City from 2002-03. He also served on several committees and boards for various college football awards and governing bodies following his retirement.

The eighth of 14 children, Edwards graduated from Lincoln High School in Orem. He attended Utah State University, where he was an all-conference lineman before serving a two-year commitment in the Army. He and Patti were married for more than 65 years. The Edwards have three children, Ann [Cannon], John and Jim.



"In the South there's Bear Bryant, Daryl Royal and Frank Boyles, in the East there's Joe Paterno, in the Midwest there's Bo Schembechler, Woody Hayes and Tom Osborne and in the West there's John McKay and LaVell Edwards. He's a legend. And as good a football coach as he was, he's a better man and he did it the right way. He's known throughout the country as a legend."

— LEE CORSO, ESPN COLLEGE GAMEDAY ANALYST

THE QUARTERBACK FACTORY



Beginning with Virgil Carter in the 1960s and Gary Sheide in the early 1970s, BYU has produced an assembly line of outstanding quarterbacks in Provo that have earned unprecedented success in college and professional football. Twelve BYU quarterbacks have earned at least an honorable mention All-America citation or Academic All-America honors.

The BYU quarterback factory has owned the NCAA record books and have won the Sammy Baugh trophy seven times and the Davey O'Brien four times. BYU has also produced a Heisman Trophy winner in Ty Detmer and many other Heisman Trophy candidates. Quarterbacks Gifford Nielsen, Marc Wilson, Jim McMahon, Steve Young and Ty Detmer have all been inducted into the College Football Hall of Fame.

On seven different occasions, BYU quarterbacks have finished as the NCAA total offense leaders. Three of the top-15 career passing efficiency

leaders are from BYU. In the 29 years LaVell Edwards coached at BYU, the Cougars led the nation in passing eight times and finished in the top five 17 times.

When Edwards was named head coach at BYU in 1972, he realized he couldn't compete initially with the big schools for the big-time athletes. So he installed a passing attack that would change the future of college football.

In a time when throwing the football was a mere change of pace to running the ball, BYU began leading the nation in offensive statistics year after year with its revolutionary passing attack.

In 46 seasons prior to Edwards, BYU had won a total of 171 games with just 16 winning seasons. Since 1972, BYU is No. 8 in total wins with 420. The Cougars have won 23 conference titles, played in 38 bowl games and won the national championship in 1984.

Since 1976, 13 different Cougar quarterbacks have thrown for 3,000 yards. BYU has passed for at least 3,000 yards in 32 of the past 40 seasons, including 14 seasons with at least 4,000 yards and one season in 1990 with over 5,000 yards.

5,000 CLUB

5,188	Ty Detmer	1990
-------	-----------	------

4,000 CLUB

4,571	Jim McMahon	1980
4,560	Ty Detmer	1989
4,273	Robbie Bosco	1985
4,031	Ty Detmer	1991
4,027	Steve Sarkisian	1996

3,000 CLUB

3,957	Max Hall	2008
3,902	Steve Young	1983
3,885	John Beck	2006
3,875	Robbie Bosco	1984
3,848	Max Hall	2007
3,727	John Walsh	1993
3,720	Marc Wilson	1979
3,712	John Walsh	1994
3,709	John Beck	2005
3,692	Zac Wilson	2020
3,560	Max Hall	2009
3,555	Jim McMahon	1981
3,554	Kevin Feterik	1999
3,542	Brandon Doman	2001
3,437	Steve Sarkisian	1995
3,401	Gifford Nielsen	1976
3,377	Tanner Mangum	2015
3,100	Steve Young	1982



STEVE YOUNG, MIKE HOLMGREN AND LAVELL EDWARDS



VIRGIL CARTER

Carter led the NCAA in touchdown passes and total offense in 1966. He set an NCAA record in 1966 with 599 yards of total offense at UTEP. He was an Academic All-American and finished 11th in the 1966 Heisman voting.



GARY SHEIDE

Sheide won the Sammy Baugh trophy in 1974 and was second in the NCAA in passing in both 1973 and 1974. He was the 1974 WAC Offensive Player of the Year and finished eighth in the 1974 Heisman ballot while earning All-American Honorable Mention from UPI.



GIFFORD NIELSEN

A first-team All-American in 1976, Nielsen led the NCAA in TD passes and passing yards and was second in total offense in 1976. He finished sixth in the 1976 Heisman voting and was inducted into the College Football Hall of Fame in 1994.



MARC WILSON

Wilson won the Sammy Baugh in 1979 along with being named a Consensus All-American and third in the Heisman Trophy vote. He led the nation in total offense and set 19 NCAA records in his career. He was a first-round draft pick of the Oakland Raiders (15th overall) and was inducted into the College Football Hall of Fame in 1996.



JIM MCMAHON

McMahon won the Davey O'Brien, Sammy Baugh and was named a Consensus All-American in 1981. He set 75 NCAA career records and led the NCAA in total offense and passing in 1980 and 1981. McMahon finished third (1981) and fifth (1980) in the Heisman voting. He was a first round draft pick (5th overall) of the Chicago Bears in 1982 and played 16 NFL seasons. He led the Bears to a Super Bowl title in 1986 and later won another ring with Green Bay in 1996. He was inducted into the College Football Hall of Fame in 1998.



STEVE YOUNG

Young won the Davey O'Brien and the Sammy Baugh in 1983 along with earning Consensus All-American status. He led the NCAA in total offense, passing and pass efficiency in 1983 and was the runner-up for the Heisman Trophy. He set 15 NCAA career records. Young played 14 years in the NFL and won the NFL MVP in both 1992 and 1994. He set the NFL single-season passer rating record with 112.8 in 1994 and won a Super Bowl with San Francisco the same year, earning MVP honors with six touchdown passes in the game. He was inducted into the College Football Hall of Fame in 2001.



ROBBIE BOSCO

Bosco led BYU to the 1984 National Championship and won the Sammy Baugh Trophy that season. He was a second-team All-American and runner-up for the Davey O'Brien while finishing third for the Heisman in both 1984 and 1985. He led the NCAA in total offense in 1984 and was drafted by Green Bay 1985. He later coached at BYU and currently serves in fundraising.



TY DETMER

Detmer won the Heisman Trophy in 1990 and was a two-time Davey O'Brien winner and Maxwell Award recipient. He set 63 NCAA records and was a two-time Consensus All-American. He is BYU's career leader with 15,031 passing yards and ranks No. 5 in NCAA history. He led the NCAA in passing yards in 1990 and total offense in 1991. He played 14 years in the NFL and was inducted into the College Football Hall of Fame in 2012. He returned to BYU as the offensive coordinator and quarterbacks coach in 2016-17.



STEVE SARKISIAN

In two seasons at BYU, Sarkisian won the Sammy Baugh Trophy, earned second-team All-America honors and led the nation in passing efficiency in 1996. He was named the 1996 WAC Offensive Player of the Year and led BYU to an NCAA-record 14 victories, including a win in the Cotton Bowl over Kansas State. He has been a head coach at Washington, USC and Texas.



JOHN BECK

Beck was named a second team All-American in 2006 and MWC Offensive Player of the Year. He was a finalist for the Johnny Unitas award and semi-finalist for the Davey O'Brien. His 11,021 career passing yards ranks No. 3 at BYU. He was drafted in the second round of the 2007 NFL Draft by the Miami Dolphins and played six years in the NFL.



MAX HALL

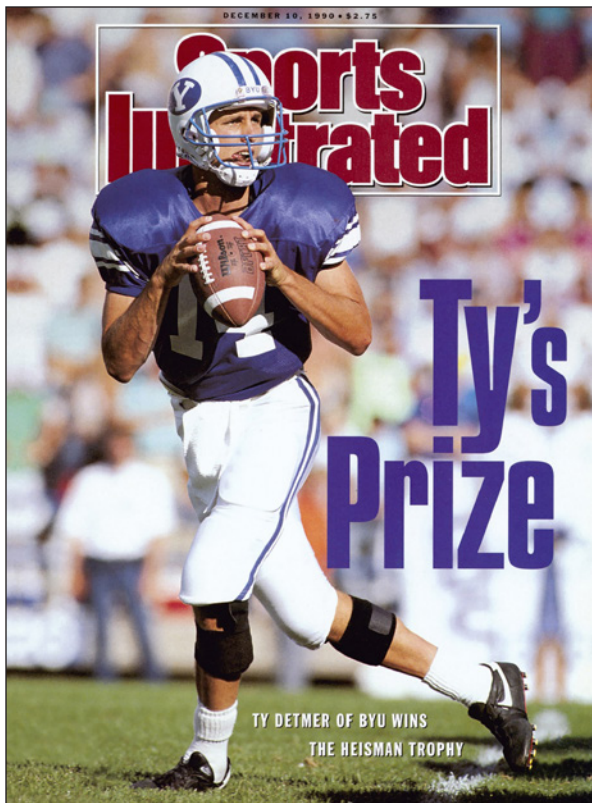
Hall won more games at BYU than any other starting quarterback, with 32 victories. He was a two-time honorable mention All-American and a three-time All-MWC player. He is second in BYU history in passing yards, touchdowns, completions and total offense in just three seasons after transferring from ASU. He played for the Arizona Cardinals in 2010, including winning his first start, after signing as a free agent.



ZACH WILSON

Wilson was drafted No. 2 overall in the 2021 NFL Draft by the New York Jets. A three year starter, he played in 30 games finishing with 7,652 yards passing. In 2020 he earned Pro Football Focus All-America Second Team, Phil Steele All-America honorable mention, Co-Polynesian College Player of the Year and finished No. 8 in the Heisman Trophy voting and was a finalist for the Manning Award.

1990 HEISMAN TROPHY WINNER TY DETMER



On December 1, 1990, Ty Detmer and his teammates gathered poolside at the Princess Kaiulani Hotel just hours prior to kickoff with the University of Hawai'i.

Via satellite hookup with national television, Detmer and the BYU faithful patiently waited and listened as Downtown Athletic Club President C. Peter Lambos announced the winner of the 1990 Heisman Trophy as, "Ty Detmer, Ty Detmer of BYU," — soon Ty was dunked in the pool.

Detmer, a junior, became the first collegian from the Rocky Mountain region to win the Heisman Trophy. Named in honor of John Heisman, the coveted trophy has been awarded annually to the outstanding college football player of the year since 1935.

A 28-21 upset over No. 1-ranked Miami in Provo vaulted Detmer to the forefront in the Heisman race his junior season. Combined with a massive public relations "necktie" campaign for Ty, the 6-foot, 175-



pound, gunslinger from San Antonio, Texas, guided BYU to a Holiday Bowl berth that season and a 10-3 record with 41 touchdowns and 5,188 yards passing.

Detmer polled 1,482 points to beat out Notre Dame's Raghib "Rocket" Ismail at 1,177 and finished first in all six regions. Detmer finished third in the Heisman balloting in 1991.

"Winning the Heisman was a great honor," said Detmer. "There have been a lot of great players, like my teammates and previous BYU quarterbacks, that contributed to it. They opened the door. It shows the strength of the program at BYU."

Detmer's portrait hangs alongside other recipients on the third floor of the DAC of New York City. The trophy is on display in the lobby of Legacy Hall, located in the Student Athlete Building.

TOP 10 FINISHERS

BYU has had a player finish in the top 10 of the Heisman voting in 13 different seasons, including most recently Zach Wilson, the 2020 Co-Polynesian College Player of the Year, who finished No. 8 in the voting.

YEAR	PLAYER	PLACE
1962	Eldon Fortie	10th
1974	Gary Sheide	8th
1976	Gifford Nielsen	6th
1979	Marc Wilson	3rd
1980	Jim McMahon	5th
1981	Jim McMahon	3rd
1983	Steve Young	2nd
1984	Robbie Bosco	3rd
1985	Robbie Bosco	3rd
1989	Ty Detmer	9th
1990	Ty Detmer	1st
1991	Ty Detmer	3rd
2020	Zach Wilson	8th

TOP THREE FINISHERS

Including Ty Detmer winning the award in 1990 and finishing third in 1991, BYU quarterbacks have finished among the top three vote getters in the Heisman Trophy ballot a total of seven times. The others including, Marc Wilson, Jim McMahon, Steve Young and Robbie Bosco (twice).



1979
MARC WILSON
3RD PLACE



1981
JIM MCMAHON
3RD PLACE



1983
STEVE YOUNG
RUNNER UP



1984 & 1985
ROBBIE BOSCO
3RD PLACE

7 SAMMY BAUGH TROPHIES

The Sammy Baugh Trophy has been awarded annually to the nation's top passer by the Touchdown Club of Columbus since 1959. The award is named after College and Pro Football Hall of Famer Samuel "Slingin Sammy" Baugh who was a two-time All-American at TCU and went on to play with the Washington Redskins from 1937-1952. He was a six-time All-Pro selection and NFL Player of the Year in 1947 and 1948. Baugh is credited for making the forward pass an integral part of offensive play in the NFL.


BYU has produced a record seven Sammy Baugh winners including Gary Sheide, Marc Wilson, Jim McMahon, Steve Young, Robbie Bosco, Ty Detmer and Steve Sarkisian. No other school has more than four winners, trailing BYU's seven awards.



1974
GARY SHEIDE
181 comp 300 ATT
2,174 yards, 23 TD



1979
MARC WILSON
250 comp 427 ATT
3,720 yards, 29 TD



1981
JIM MCMAHON
278 comp 423 ATT
3,555 yards, 30 TD



1983
STEVE YOUNG
306 comp 429 ATT
3,902 yards, 33 TD



1984
ROBBIE BOSCO
283 comp 458 ATT
3,875 yards, 33 TD



1991
TY DETMER
249 comp 403 ATT
4,031 yards, 35 TD



1996
STEVE SARKISIAN
278 comp 404 ATT
4,027 yards, 33 TD



4 DAVEY O'BRIEN AWARDS

In 1981, the Davey O'Brien Educational and Charitable Trust of Fort Worth, Texas, named Jim McMahon the first recipient of the annual Davey O'Brien National Quarterback Award — honoring the nation's best quarterback.

BYU quarterbacks have won the Davey O'Brien Award four times. In addition to winners McMahon (1981), Steve Young (1983) and Ty Detmer (1990 & '91), Robbie Bosco finished runner-up in 1984 and Steve Sarkisian finished third in 1996. Detmer is one of four players to win the award twice.




1981
JIM MCMAHON
278 comp 423 att
3,555 yards, 30 TD



1983
STEVE YOUNG
306 comp 429 att
3,902 yards, 33 TD



1991
TY DETMER
249 comp 403 att
4,031 yards, 35 TD

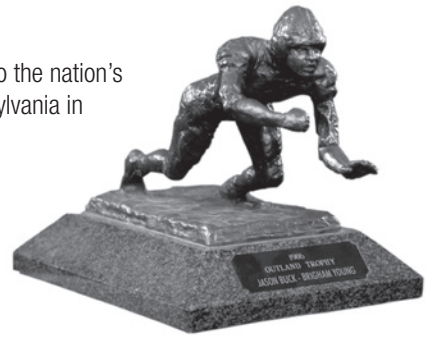


1991
TY DETMER
249 comp 403 att
4,031 yards, 35 TD

THE OUTLAND TROPHY

The Outland Trophy has been awarded annually by the Football Writers Association of America since 1946 to the nation's most outstanding interior lineman. It is named after the late John Outland, an All-America lineman at Pennsylvania in the late 1800s.

The Outland Trophy is the third oldest player award in major-college football behind the Heisman Trophy and Maxwell Award. In 1988, Jim Ridlon was commissioned to design and sculpt the Outland Trophy. A member of the National College Football Awards Association, the award has become one of college football's most prestigious.



JASON BUCK 1986

Jason Buck, a 6-6, 270-pound defensive lineman from St. Anthony, Idaho, started out as a quarterback and linebacker at Ricks College before coming to BYU in 1985 as a lineman.

Buck led the 1986 Cougars with 218.5 defensive points and registered 26 unassisted tackles, 33 assisted tackles, 13 tackles for losses, 17 quarterback hurries and 12.5 sacks. Buck rode a publicity campaign of "One Buck" dollar bills in leading BYU to an 8-5 record and a berth in the Freedom Bowl in 1986.


He was selected in the first round of the 1987 NFL Draft by the Cincinnati Bengals. He played seven seasons in the NFL with Cincinnati and Washington where he won a Super Bowl Championship at the end of the 1992 season.

MOHAMMED ELEWONIBI 1989

Mohammed Elewonibi, a 6-5, 290-pound, offensive lineman from British Columbia, Canada, spent his childhood in his native Nigeria and didn't play football until after high school at Snow Junior College.

"Mount Mohammed" led BYU to a 10-3 record in 1989 and a berth in the Holiday Bowl. As a senior he graded out four times with perfect pass protection while protecting future Heisman Trophy winner Ty Detmer.

He was drafted in the third round of the NFL Draft by the Washington Redskins. He played four seasons in the NFL with Washington, where he won a Super Bowl in 1992 and also Philadelphia. Elewonibi later played 10 years in the CFL with Winnipeg and British Columbia.



THE MAXWELL AWARD

TY DETMER 1990



BYU quarterback Ty Detmer took home the Maxwell Award as college football's best player in 1990. Detmer won the Heisman and Davey O'Brien the same year. The Maxwell Award voting—by college coaches, the media and members of the Maxwell Football Club—had the same order of finish as the Heisman. Detmer had 1,993 points; followed by Raghieb "Rocket" Ismail of Notre Dame with 1,385; Eric Bieniemy of Colorado with 747 and Shawn Moore of Virginia with 431.

Each year the Maxwell Football Club presents the Maxwell Award for the College Player of the Year. Dating back to 1937, this award is presented in honor of Robert W. (Tiny) Maxwell, legendary college player, official and sports columnist. Voters for the Maxwell College Awards are NCAA Head College Football Coaches, members of the Maxwell Football Club & sportswriters and sportscasters from across the country.

15,031
PASSING YARDS

5,188
PASSING YARDS IN
1990

3-4000
THREE SEASONS OF
OVER 4,000 PASSING

121
PASSING
TOUCHDOWNS

63
NCAA RECORDS

41
TOUCHDOWNS IN
1990



THE DOAK WALKER AWARD

LUKE STALEY 2001



BYU running back Luke Staley was named the winner of the 2001 Doak Walker Award at the ESPN Home Depot College Football Awards Show. The Doak Walker Award is given annually to college football's top running back.

"This is a great honor," Staley said. "I can't express how grateful I am for my family, my teammates, my coaches and everyone who made this possible."

In addition to winning the Doak Walker Award, Staley was also named a first-team member of the prestigious Walter Camp Foundation All-America Team and received consensus All-American recognition.

In addition to the Walter Camp All-America team, Staley was named a first-team All-American by the American Football Coaches Association, Football Writers Association of America, the Associated Press, The Sporting News, Football News and CNNSI.

"We're very proud of Luke and all his accomplishments," said BYU head coach Gary Crowton. "Luke is a great example of working hard and staying focused. This is a great tribute for a great athlete, a great teammate and a great young man. We couldn't be more proud of him."

Staley, from Tualatin, Oregon, led the nation in scoring (15.5 p/game), yards per carry (8.1 y/carry) and finished the 2001 season ranked third in the nation in rushing, averaging 143.8 yards per game. He helped pace the Cougars to a 12-2 record on the season, scoring a BYU single-season record 28 touchdowns. Staley also set a BYU single-season record 1,582 yards rushing on the season that was just broken by Tyler Allgeier in 2021 with 1,601.

STALEY RECORDS

BYU SINGLE-SEASON

- 143.8** YARDS PER GAME – 2001
- 28** TOUCHDOWNS – 2001
- 24** RUSHING TDS – 2001
- 6.1** YARDS PER CARRY
NO. 1 NATION – 2001

**1,582 rushing yards in 2001 broken by Tyler Allgeier (1,601) in 2021*

BYU CAREER

- 48** TOTAL TOUCHDOWNS



Founded in 1951 by the National Football Foundation, the College Football Hall of Fame immortalizes the greatest of the amateur gridiron. 5.1 million people have coached or played the game and less than 1,300 are inductees in the Hall. This makes the College Football Hall of Fame an extremely selective group of individuals. In other words, about two ten-thousandths of one percent (.0002) of the individuals who have played the game have been deemed worthy of this distinction.

BYU has produced seven Hall of Fame members, including six players and head coach LaVell Edwards.

Founded in 1947, The National Football Foundation & College Hall of Fame inducted its first class of inductees in 1951. The first class featured 32 players and 19 coaches, including Illinois' Red Grange, Notre Dame's Knute Rockne, Amos Alonzo Stagg and Carlisle's Jim Thorpe.

More than 300 schools are represented with at least one former athlete in the College Football Hall of Fame. The new College Football Hall of Fame, which opened on Aug. 23, 2014, is a 94,256-square-foot attraction located in the heart of Atlanta's sports, entertainment and tourism district.



GIFFORD NIELSEN

QUARTERBACK: 1975-77

INDUCTED: 1994

Nicknamed the "Mormon Rifle," Gifford Nielsen became BYU's first Hall of Fame inductee in 1994. His prolific passing career began when he came off the bench in the third game of his sophomore season to lead the Cougars to a 16-15 come-from-behind win over New Mexico by completing 10 of 12 passes. As a junior in 1976, Nielsen really made fans sit up and notice. He passed for 3,192 yards and 29 touchdowns, set 13 WAC records and made All-America. The next season promised even more. He threw five touchdown passes against New Mexico, six against Utah State and was twice named Player of the Week. For the first time, a BYU football team was nationally ranked. "It was like a little dream world," said Nielsen, a product of Provo High School. "The numbers were just mind-boggling. Everything you could ever dream of as a kid in Provo, Utah, was in the palm of my hand." On Oct. 8, 1977, his season and college career ended when he suffered a serious injury. Over three years Nielsen averaged an astounding 243 yards passing per game. Nielsen played six years with the Houston Oilers and was the last quarterback to lead the Oilers to the AFC finals. He and his wife Wendy have six children.

MARC WILSON

QUARTERBACK: 1976-79

INDUCTED: 1996

One of the most celebrated quarterbacks in Cougar history, Marc Wilson earned consensus All-America honors in 1979 and was inducted into the Hall of Fame on Dec. 10, 1996. In Wilson's first game as a starter, he was 15 of 25 for 332 yards with seven touchdowns in a 63-17 triumph over Colorado State and was consequently named Sports Illustrated Offensive Player of the Week. In Wilson's career at BYU, he set 15 NCAA records. The 6-5, 204-pound quarterback ranked fourth in the nation in passing efficiency with a 147.1 rating in 1979. That same year, Wilson finished third in the Heisman balloting, led his team to an undefeated regular season and was named the Holiday Bowl's Offensive MVP. A true student-athlete, Wilson was the recipient of the NCAA Top Five Award and its post-graduate scholarship. A first round draft pick of the Oakland Raiders, Wilson played eight seasons before finishing his career with the New England Patriots. He and his wife, Colleen have four children.

JIM MCMAHON

QUARTERBACK: 1978-81

INDUCTED: 1998

McMahon set 75 NCAA records at BYU, was named a 1981 first team All-American by Kodak (Coaches), College & Pro Weekly, Associated Press, UPI, FWAA and second team NEA. In 1980 he earned first-team All-America from the FWAA. McMahon balloted third place for the Heisman Trophy in 1981 and fifth in 1980. In 1981, he won the Davey O'Brien Trophy, the Sammy Baugh Award, the Utah Sportsman of the Year and the NCAA Co-Offensive Player of the Year with Marcus Allen (Pigskin Club of Washington, D.C.). He led the NCAA in pass efficiency (155.0) and total offense (345.8) in 1981 as well as pass efficiency (176.9) and total offense (385.6) in 1980. He set 29 Western Athletic Conference records and was three-time WAC Player of the Year and first-team all-league. He broke 23 BYU records, was MVP of two Holiday Bowls and has been inducted to the Holiday Bowl Hall of Fame. McMahon passed for 9,536 yards, threw 84 touchdowns and completed 653 of 1,056 passes at BYU. McMahon played for the Chicago Bears from 1982-88 (1986 Super Bowl Champs, 1985 Pro QB of the Year, and Pro Bowl); San Diego Chargers in 1989; Philadelphia Eagles from 1990-92; Minnesota

LAVELL EDWARDS

HEAD COACH: 1972-2000

INDUCTED: 2004

A coaching icon whose success and longevity are paralleled by few, Edwards posted a record of 257-101-3 (.716) over a span of 29 seasons at BYU. From 1972 until his retirement following the 2000 season, Edwards roamed the sidelines at BYU—a tenure that ranks fifth all-time among coaches at one school. In 20 of those 29 seasons, the Cougars claimed the league title. Guiding BYU to 22 bowl game appearances, including a streak of 17-straight bowl appearances, Edwards reached the pinnacle of coaching success in 1984 by winning the National Championship. His 257 wins rank him seventh in NCAA Division I-A history.



At the helm, Edwards coached one Heisman Trophy winner, two Outland Trophy recipients, four Davey O'Brien award winners and 32 All-Americans – not to mention countless players who went on to professional careers in the NFL. He was named NCAA District 8 Coach of the Year eight times, the Bobby Dodd National Coach of the Year in 1979 and AFCA National Coach of the Year in 1984. Named the State of Utah's Coach of the Century, Edwards is a member of the State of Utah Sports Hall of Fame. "When you think of the Hall of Fame, you think of longevity, excellence, leadership and quality," said former BYU quarterback Steve Young. "In my book, Hall of Fame and LaVell Edwards go hand in hand. He is definitely a worthy recipient of this honor."



STEVE YOUNG

QUARTERBACK: 1975-77

INDUCTED: 2001

One of the greatest collegiate quarterbacks of all time, Young set 13 NCAA records. As a junior, he averaged 318.8 yards per game of total offense, earning All-Western Athletic Conference recognition and Conference Player of the Year honors. In his senior season, he repeated as a first-team All-WAC selection, completed 306 of 429 pass attempts for an impressive .713 percentage and led BYU to its second-straight Holiday Bowl. His .713 completion percentage, 3,902 yards passing, 4,346 yards of total offense and 33 touchdowns all led the nation. He completed 592 of 907 attempts for a .653 average, threw for 7,733 yards and 56 touchdowns and had 8,817 yards of total offense in only 31 games. A unanimous All-American and academic All-WAC selection, Young was the runner-up for the Heisman Trophy and received a National Football Foundation and College Football Hall of Fame Scholar-Athlete Award in recognition for his excellence on the field, in the classroom and in the community. Young retired after 15 seasons in the NFL, where he earned two MVP awards, seven trips to the Pro Bowl and led the San Francisco 49ers to win the Super Bowl in 1995, earning MVP honors.



GORDON HUDSON

TIGHT END: 1980-83

INDUCTED: 2009

Hudson is the first non-quarterback to represent BYU as a player in the Hall. A consensus All-America First Team pick in 1982 and 1983, Hudson is still the NCAA FBS record holder for most passes caught per game by a tight end (5.4) in a career, most career yards per game by a tight end (75.3) and most yards in a single game by a tight end (259). Hudson helped BYU win four conference championships (WAC) and earn four Holiday Bowl invitations during his career from 1980-83. He totaled 2,484 receiving yards and 22 touchdowns during his All-American career.



TY DETMER

QUARTERBACK: 1988-91

INDUCTED: 2012

Heisman Trophy Winner, Detmer is BYU's seventh inductee into the Hall of Fame. Detmer also won the Maxwell Award, two Davey O'Brien Awards and set 63 NCAA records in his tenure. Twice named a consensus All-American, Detmer won national player of the year awards from organizations such as UPI, CBS, Scripps Howard and the U.S. Sports Academy. His 15,031 career passing yards and 121 touchdowns were NCAA bests at the time, and the gunslinger still holds three records. A three-time first team All-WAC performer, Detmer led College Football Hall of Fame coach LaVell Edwards' teams to three conference titles, four bowl games, three AP Top-25 finishes and a 28-21 win over top-ranked and defending national champion Miami on Sept. 8, 1990. The NCAA Today's Top VI Award recipient was a ninth round selection of the 1992 NFL Draft by the Green Bay Packers and played 14 seasons in the NFL. A 2000 inductee of the BYU Athletics Hall of Fame, Detmer returned to BYU as the offensive coordinator and quarterbacks coach in 2016-2017.

BYU's tight ends have earned unprecedented success as a featured position in the offense for decades. In 2022, BYU returns Isaac Rex, a former freshman All-American that grabbed 12 touchdowns in 2020 and has 15 total in his career. Dallin Holker also returns, a speedster with soft hands and great route running ability. The duo comes after the successful career of Matt Bushman who joined former BYU consensus All-Americans Gordon Hudson and Dennis Pitta as the only Cougar tight ends with three consecutive seasons with more than 500 receiving yards. In 2019 he had 47 receptions for 688 yards. He started his BYU career by leading all freshman tight ends in college football in 2017 with 49 receptions, 520 yards and three touchdowns to earn Freshman All-America status.

Over the years, Cougar football has emerged as the home of some of the best pass-catching tight ends in NCAA history. Starting with "Miracle Bowl" hero Clay Brown in 1980, nine BYU tight ends have earned All-America recognition. Since 1976, 12 Cougar tight ends

have received 20 first-team All-Conference citations. Hudson, a two-time consensus All-American, was inducted into the College Football Hall of Fame. Five former Cougars helped lead their teams to the Super Bowl—Doug Jolley with the Oakland Raiders in 2003, Chad Lewis with the Philadelphia Eagles in 2005, Itula Mili with the Seattle Seahawks in 2006, Gabriel Reid with the Chicago Bears in 2007 and Pitta with the Baltimore Ravens in 2013.

Two former BYU Cougars, Todd Christensen and Chad Lewis, have been named to several Pro Bowl teams during their successful professional careers as tight ends. A BYU tight end was named first-team all-conference (Jonny Harline in 2005 and 2006 and Dennis Pitta in 2007, 2008 and 2009) in five-straight years. In 2009, BYU became the first team in MWC history to sweep the tight end honors as Andrew George earned All-MWC Second Team accolades while Pitta was a consensus All-American.

ALL-AMERICAN TE	
Clay Brown	1980
Gordon Hudson*	1982
Gordon Hudson*	1983
David Mills	1984
Trevor Molini	1985
Chris Smith	1989
Chris Smith	1990
Byron Rex	1992
Chad Lewis ^	1996
Itula Mili	1996
Jonny Harline	2006
Dennis Pitta	2008
Dennis Pitta*	2009
Matt Bushman#	2017
Isaac Rex#	2020
*consensus #freshman	
^academic	




CLAY BROWN



GORDON HUDSON



DAVID MILLS



TREVOR MOLINI



CHRIS SMITH



BYRON REX



CHAD LEWIS



ITULA MILI



JONNY HARLINE



DENNIS PITTA



MATT BUSHMAN



ISAAC REX


FIRST TEAM ALL-CONFERENCE TE	
Brian Billick	1976
Clay Brown	1979
Clay Brown	1980
Gordon Hudson	1982
Gordon Hudson	1983
David Mills	1984
Trevor Molini	1985
Chris Smith	1989
Chris Smith	1990
Byron Rex	1991
Byron Rex	1992
Chad Lewis	1995
Chad Lewis	1996
Itula Mili	1996
Doug Jolley	2001
Jonny Harline	2005
Jonny Harline	2006
Dennis Pitta	2007
Dennis Pitta	2008
Dennis Pitta	2009
Matt Bushman+	2018
Matt Bushman+	2019
Isaac Rex+	2020
Isaac Rex+	2021
Phil Steele	
All-Independent+	

The Polynesian Islands have become a hotbed for college football recruiting in recent years, but BYU has been one of the pioneers in bringing players from Tonga, Samoa, the Hawaiian Islands and all of Polynesia to the forefront of college football since the early 1950s.

Harry Bray of Hilo, Hawai'i, transferred from Weber College to play for the Cougars in 1951, becoming the first Polynesian to play for the Cougars. Other Pacific Islanders who followed included: Famika Anae (1954-55), John Kapele (1957-59), John Kawaa (1962-1963), John Lupoi (1967-1969) and Henry Nawahine (1964-1965).

Some of BYU's most celebrated and decorated players have come from the Pacific islands, including All-Americans, national record holders and players who have gone on to compete in the NFL. BYU's former and current football staff also boast a Polynesian tradition.

Kalani Sitake was named BYU's 14th head coach on Dec. 19, 2015, becoming the first Tongan head football coach in NCAA history. Sitake was raised in Laie, Hawaii, and later moved to the mainland. His staff includes Polynesians Ilaisa Tuiaki, Fesi Sitake, Nu'u Tafisi, Jack Damuni, Jasen Ah You, Vince Feula and Harvey Unga, Al Pupunu and Kalani Simeona.



Current BYU head coach Kalani Sitake (center) with teammates Tevita Ofahengau (left) and Setema Gali, Jr. (right) on senior night back in 2000 at LaVell Edwards Stadium.

Since 1951, hundreds of Polynesian players have suited up for BYU and dozens have gone on to successful careers in the NFL. Polynesian players have come from all over the Pacific including Hawaii, Tonga, Samoa and Fiji. Some of the most notable players include Vai Sikahema, the NCAA's career leader in punt returns, All-American and NFL veteran tight end Itula Mili and BYU's No. 2 career rusher, Harvey Unga.

Of the hundreds of Polynesian players, several rank among the top statistical leaders in BYU history. Two of the top-10 career rushers are Polynesian. Two of the top-10 leaders in career receiving yards are also Polynesian. Since 1982, 11 of BYU's season rushing leaders have been Pacific Islanders.

ZACH WILSON
2020 POLYNESIAN COLLEGE FOOTBALL PLAYER OF THE YEAR

BYU quarterback Zach Kapono Wilson, of Hawaiian ancestry, and University of Southern California safety Talanoa Hufanga, of Tongan ancestry, were named co-recipients of the 2020 Polynesian College Football Player of the Year Award. The award is presented annually to the most outstanding Polynesian college football player that epitomizes great ability and integrity.

Wilson led BYU to a 11-1 record in 2020 while earning All-America honors and finishing No. 8 in the Heisman Trophy voting. The All-Independent First Team honoree threw for 3,692 yards, 33 touchdowns and only three interceptions on the season. He broke a BYU record, previously held by Steve Young, for completion percentage, completing 73.5 percent of his passes in 2020. He also rushed for 255 yards and 10 touchdowns.

Wilson posted 11 different top-10 rankings in 2020. He was ranked No. 2 nationally in points responsible for (264), passing efficiency (196.4) and completion percentage (73.5); No. 3 in passing yards (3,692), passing touchdowns (33), yards per pass attempt (10.99) and points responsible for per game (22.0); No. 4 in rushing touchdowns by a quarterback; No. 5 in passing yards per completion (14.95); No. 8 in total offense (328.8); and No. 10 in passing yards per game (307.7)



ALL-TIME ALL-AMERICANS

BYU'S ALL-AMERICANS

Players listed on the next three pages make up BYU's 84 All-Americans by being named to the first team, second team or third team by major news outlets or award organizations. Honorees who were named to freshman or sophomore teams are also pictured and listed below.




Jessie Wilson | HB | 1934




Vaughn Lloyd | OL | 1939




Lonnie Dennis | OL | 1959




Eldon Fortie | QB | 1961, 1962



Phil Odle | WR | 1967




Gordon Gravelle | OL | 1971




Pete Van Valkenburg | RB | 1972




Jay Miller | WR | 1973




Wayne Baker | DL | 1974



Orrin Olsen | OL | 1975




Brad Oates | OL | 1975




Gifford Nielsen | Q | 1976



Marc Wilson | QB | 1978, 1979



Jason Coloma | DB | 1978



Rod Wood | RB | 1978



Tom Bell | OG | 1979



Jim McMahon | QB | 1980, 1981



Nick Eyre | OT | 1980



Clay Brown | TE | 1980




Bart Oates | OL | 1982



Gordon Hudson | TE | 1982, 1983



Steve Young | QB | 1983



David Mills | TE | 1984




Kyle Morrell | DB | 1984



Leon White | LB | 1984



Robbie Bosco | QB | 1984, 1985




Trevor Matich | OL | 1984




Mark Bellini | IWR | 1985




Trevor Molini | TE | 1985



Jason Buck | DL | 1985, 1986



Shawn Knight | DT | 1986




Pat Thompson | P | 1988



Chris Smith | TE | 1989, 1990




Bob Davis | LB | 1989



Mo Elewonibi | OG | 1989




Ty Detmer | QB | 1990, 1991




Randy Brock | DT | 1991, 92, 93



Eric Drage | IWR | 1992, 1993



Derwin Gray | DB | 1992



Shad Hansen | LB | 1992




Evan Pilgrim | OG | 1992, 1994




Byron Rex | TE | 1992



John Walsh | QB | 1993




Todd Herget | LB | 1993



Alan Boardman | P | 1993



Mike Empey | OL | 1993




Jamal Willis | RB | 1993



John Raass | DT | 1995



Stan Raass | LB | 1995



ALL-TIME ALL-AMERICANS




Itula Mili | TE | 1996



Steve Sarkisian | QB | 1996



John Tait, | OL | 1996



Jaron Dabney | RB | 1997



Dustin Johnson | FB | 1997



Rob Morris | LB | 1998, 1999



Luke Staley | FB | 1999, 2001



Ryan Denney | DE | 2001



Daniel Coats | TE | 2003



Austin Collie | WR | 2004, 2008




Matt Payne | K | 2004



Dallas Reynolds | OL | 2005, 2008



Johnny Harline | TE | 2006



John Beck | QB | 2006



Jake Kuresa | OL | 2006



Jan Jorgensen | DL | 2006



Harvey Unga | RB | 2007



Rey Feinga | OL | 2007



Dennis Pitta | TE | 2008, 2009



Matt Reynolds | OL | 2008, 2009



Braden Hansen | OL | 2009



Riley Stephenson | P | 2012



Kyle Van Noy | LB | 2012, 2013



Tejan Koroma | OL | 2014, 2017




Thomas Shoaf | OL | 2016



Matt Bushman | TE | 2017




James Empey | OL | 2018



Zach Wilson | QB | 2020




Brady Christensen | OL | 2020



Dax Milne | WR | 2020



Jake Oldroyd | K | 2020




Isaac Rex | TE | 2020



Tyler Algeier | RB | 2021



Clark Barrington | OL | 2021



Campbell Barrington | OL | 2021

CONSENSUS ALL-AMERICANS

The National Collegiate Athletic Association (NCAA) recognizes All-America teams selected by the AP, AFCA, FWAA, Sporting News, and the WCFF to determine consensus All-Americans. If more than half of the organizations select a player to their first team, he receives the “consensus” honor. Depending upon the distribution of first team honors at any given position, it is possible to be consensus with fewer than three first-team selections. If no player qualifies under that criterion, a player named to two first teams can be chosen. If a player is named an All-American by all five organizations, he receives “unanimous All-American” recognition.




MARC WILSON
QB | 1979



NICK EYRE
OL | 1980



JIM MCMAHON
QB | 1981



GORDON HUDSON
QB | 1982 & 1983



STEVE YOUNG
QB | 1983



JASON BUCK
OL | 1986



MO ELEWONIBI
OL | 1989



CHRIS SMITH
TE | 1990




TY DETMER
QB | 1990 & 1991



LUKE STANLEY
RB | 2001



DENNIS PITTA
TE | 2009



BRADY CHRISTENSEN
OL | 2020

ALL-AMERICAN AWARDS

YEAR	NAME	LEVEL/ORGANIZATION
1934	Wilson, Jessie	All-America
1939	Vaughn, Lloyd	Third AP
1959	Dennis, Lonnie	Third Williamson
1961, 62	Fortie, Eldon	First NEA (61), Second UPI, AP, Williamson, Football News, Third AFCA (62)
1967	Odle, Phil	First Dell Sports
1971	Gravelle, Gordon	Second AP, UPI, Universal Sports
1972	Van Valkenburg, Pete	Second Universal Sports, Third AP
1973	Miller, Jay	First Universal Sports
1974	Baker, Wayne	Second NEA
1975	Olsen, Orrin	All-America Bowl
1975	Oates, Brad	Second AP
1976	Nielsen, Gifford	First Football Writers of America, Second UPI, AP
1978, 79	Wilson, Marc	Churchmen's (78); Consensus (79) First AFCA, First FWAA, First UPI, First AP, First Walter Camp, Churchmen's (79), Second NEA
1978	Coloma, Jason	Third AP
1978	Wood, Rod	Churchmen's
1979	Bell, Tom	Churchmen's
1980, 81	McMahon, Jim	First Kodak, College and Pro Football Weekly, Second AP, UPI (80), Consensus (81) First AFCA, First FWAA, First UPI, First AP, First Football News, First GNS
1980	Eyre, Nick	Consensus , First AFCA, AFWAA, Second UPI, Third AP
1980	Brown, Clay	Second UPI, Third AP
1982	Oates, Bart	Second
1982, 83	Hudson, Gordon	Consensus (82) First AFCA, First FWAA, First UPI, First AP, First Sporting News, First Walter Camp; (83) First AFCA, First FWAA, First UPI, First AP, First Walter Camp, First NEA, First GNS
1983	Young, Steve	Consensus First AFCA, First FWAA, First UPI, First AP, First Walter Camp, First NEA, First GNS, First Sporting News
1984	Mills, David	First Athlon
1984	Morrell, Kyle	First AP, Second Sporting News
1984	White, Leon	Second Sporting News
1984, 85	Bosco, Robbie	Second UPI, Third FB News, Sporting News, AP (84); Second Football News (85)
1984	Matich, Trevor	Third AP
1985	Molini, Trevor	Third Football News
1985	Bellini, Mark	Second UPI, Third AP
1985, 86	Buck, Jason	Third AP (85); Consensus (86) First AFCA, First FWAA, First Sporting News, First NEA, First Scripps-Howard, Second Football News
1986	Knight, Shawn	Third AP
1988	Thompson, Pat	First Kodak, FWAA, Scripps-Howard, Second AP, UPI
1989, 90	Smith, Chris	First Sporting News (89), Third AP (89), Consensus (90)
1989	Davis, Bob	Third Football News, AP
1989	Elewonibi, Mo	Consensus First UPI, First FWAA, First NEA, First GNS
1990, 91	Detmer, Ty	Consensus (90) First FWAA, First UPI, First AP, First Walter Camp, First Sporting News, First Scripps-Howard, First NEA, First GNS, First Football News
1991, 92, 93	Brock, Randy	Consensus (91) First FWAA, First UPI, First AP, First AFCA, First NEA
1992, 93	Drage, Eric	First Freshman FB News (91), First Soph. FB News (92), Almost FB News (93)
1992	Gray, Derwin	Almost Football News (92)
1992	Hansen, Shad	Third Football News
1992, 94	Pilgrim, Evan	Second Sophomore Football News (92), Second AP (94)
1992	Rex, Byron	Second UPI, First Almost Football News
1993	Walsh, John	First Sophomore Football News, Almost Football News
1993	Herget, Todd	Almost Football News
1993	Boardman, Alan	Freshman Football News, Almost Football News
1993	Empey, Mike	Almost Football News
1993	Willis, Jamal	Almost Football News
1995	Raass, John	First Successful Farming Magazine
1995	Raass, Stan	First Successful Farming Magazine
1996	Mili, Itula	First AFCA
1996	Sarkisian, Steve	Second Football News
1996	Tait, John	Freshman Sporting News (96); First Football News (
1997	Dabney, Jaron	Second Freshman The Sporting News
1997	Johnson, Dustin	Successful Farming Magazine
1998, 99	Morris, Rob	First FB News (98), Second Sporting News, AFCA, Second AP, Third FB News (99)
1999, 01	Staley, Luke	Third Freshman Sporting News (99); Consensus (01) First AFCA., First AP, First CNN/Sports Illustrated,

		First Football News, First FWAA, First Walter Camp, First Sporting News, First Pro Football Weekly
2001	Denney, Ryan	Fourth Sporting News
2003	Coats, Daniel	Freshman - The Sporting News
2004, 08	Collie, Austin	Second Freshman Sporting News (04); Second SI.com, Second AP, Second Sporting News, Second CBSSports.com Second Rivals, Third College Football News (08)
2004	Payne, Matt	First NCAA, AFCA, Sporting News, Second AP
2005	Reynolds, Dallas	Second Rivals.com Freshman, Third Sporting News Freshman
2006	Harline, Jonny	First Sporting News, First CBSSports, First College Football News, First SI.com, First ESPN, Third AP
2006	Beck, John	Pro Football Weekly, College Football News, Second Sporting News
2006	Kuresa, Jake	Second College Football News
2006	Jorgensen, Jan	Third Freshman Sporting News
2007, 08	Unga, Harvey	First Freshman FWAA, Second Freshman Rivals.com, Scout.com Freshman, Second Freshman Sporting News (07); Second College Football News Sophomore (08)
2007	Feinga, Rey	Second SI.com
2008, 09	Pitta, Dennis	Third Rivals.com (08), Consensus (09) First Walter Camp, First AFCA, First Pro Football Weekly, First Sports Illustrated, Second AP, Second CBSSports.com, Second Rivals.com, Second Sporting News, Third Phil Steele
2008, 09	Reynolds, Matt	FWAA Freshman, Rivals.com Freshman, College Football News Freshman, Sporting News Freshman (08); First College Football News Sophomore (09)
2009	Hansen, Braden	First FWAA Freshman, First Phil Steele Freshman; Third College Football News Freshman
2012	Stephenson, Riley	AP Second, SI.com Second, CBSSports.com Second, Phil Steele Third, College Sports Madness
2012, 13	Van Noy, Kyle	Second CBSSports.com, Third AP, Third College Sports Madness, Phil Steele Third (12); Second Walter Camp, Second Senior CLASS, Third CBSSports.com, Third Athlon Sports, Third Lindy's, Phil Steele Third (13)
2014, 17	Koroma, Tejan	FWAA Freshman, Phil Steele Freshman, 247Sports True-Freshman, ESPN True-Freshman, Sporting News True Freshman (14); Pro Football Focus Second (17)
2016	Shoaf, Thomas	FWAA Freshman
2017	Bushman, Matt	FWAA Freshman, USA Today Sports Freshman, 247 Sports Freshman, Chat Sports Freshman
2018	Empey, James	FWAA Freshman
2019	Wilgar, Payton	PFF All-Freshman
2020	Brady Christensen	Consensus First AP, First Walter Camp, First USA Today, First ESPN, First CBS Sports, First Pro Football Focus, First Bleacher Report, Second Sporting News, Second The Athletic
2020	Jake Oldroyd	Second Walter Camp, Second The Athletic, Third AP, Third Phil Steele Third
2020	Zach Wilson	Second Pro Football Focus
2020	Dax Milne	Second Pro Football Focus, Third Phil Steele
2020	Isaac Rex	Second Freshman The Athletic
2021	Tyler Allgeier	Sporting News Second Team, Phil Steele Fourth Team
2021	Clark Barrington	Action Network Second Team, Pro Football Focus Third Team, Pro Football Network Third Team
2021	Campbell Barrington	Maxwell Football Club Freshman, Football Writers Association of America Freshman, The Athletic Freshman Second Team

**HONORABLE MENTION
ALL-AMERICAN**

George Bertotti, 1933	Lance Reynolds, 1977	Todd Shell, 1983	Rodney Thomas, 1986	John Raass, 1995
Dave Barrus, 1959	Keith Uperesa, 1977	Casey Tiunalu, 1983	John Borgia, 1987	Steve Sarkisian, 1995
Lonnie Dennis, 1959	Marc Wilson, 1977	Jon Young, 1983	Leonard Chitty, 1987	Dustin, Johnson, 1996
Nyle McFarland, 1959	Tom Bell, 1978, 79	Marv Allen, 1984	David Futrell, 1987	Omarr Morgan, 1997
Dan Hansen, 1972	Jim McMahon, 1978	Craig Garrick, 1984	Troy Long, 1987	John Tait, 1997
Paul Howard, 1972	Mat Mendenhall, 1978	Jim Herrman, 1984	Thor Salanoa, 1987	Daren Yancey, 1998
Jay Miller, 1973	Larry Miller, 1978	Lee Johnson, 1984	Matt Bellini, 1988	Matt Payne, 2002
Jeff Blanc, 1975	Ross Varner, 1978	Glen Kozlowski, 1984	Tim Clark, 1988	Todd Watkins, 2004
Brad Oates, 1975	Clay Brown, 1979	Trevor Matich, 1984	Chuck Cutler, 1988	John Beck, 2006
Brian Billick, 1976	Homer Jones, 1979	David Mills, 1984	Bob Davis, 1988	Jake Kuresa, 2006
Jeff Blanc, 1976	Lloyd Jones, 1979	Kyle Morrell, 1984	Tim Knight, 1988	Jan Jorgensen, 2007
Dave Hubbard, 1976	John Neal, 1979	Leon White, 1984	Troy Long, 1988	Dennis Pitta, 2007, 08, 09
Mekeli Ieremia, 1976, 77	Scott Neilson, 1979	Robbie Bosco, 1985	Rodney Rice, 1988	Rey Feinga, 2008
Blake Murdock, 1976	Glen Redd, 1979, 80	Kurt Gouveia, 1985	Chad Robinson, 1988	Max Hall, 2008
Bill Rice, 1976	Bill Schoepflin, 1979, 80	Lakei Heimuli, 1985	Brian White, 1988	Dallas Reynolds, 2008
Dana Wilgar, 1976	Glen Titensor, 1979	Trevor Molini, 1985	Matt Bellini, 1989	Terence Brown, 2009
Ron Wood, 1976	Brad Anae, 1980	Ken Smith, 1985	Bob Davis, 1989	Max Hall, 2009
Mark Berntsen, 1977	Mark Brady, 1980	Jeff Sprowls, 1985	Ty Detmer, 1989	Brian Logan, 2009
Todd Christensen, 1977	Calvin Close, 1980	Leon White, 1985	Chad Robinson, 1989	Braden Hansen, 2010
Mike Chronister, 1977, 78	Lloyd Jones, 1980	Dave Wright, 1985	Eric Drage, 1992	Jake Heaps, 2010
Jason Coloma, 1977	Glen Titensor, 1980	Mark Bellini, 1986	Derwin Gray, 1992	Taysom Hill, 2013
	Steve Young, 1982	Lakei Heimuli, 1986	Ryan Hancock, 1992	Uani Unga, 2013
	Rex Burningham, 1983	Shawn Knight, 1986	Chad Lewis, 1995	Kyle Van Noy, 2013
	Brandon Flint, 1983	Trevor Molini, 1986	Matt Meservey, 1995	Jamaal Williams, 2013

With 30 different Academic All-Americans, BYU's reputation as a nationally renowned academic institution continues to grow. Since 1965, BYU's 30 Academic All-Americans have earned 36 Academic All-American citations.



Virgil Carter, QB 1965, 66



Casey Boyette, WR 1966



Paul Ehrmann, OG 1966



Dan Taylor, TB
1972 & 73



Steve Stratton, FB
1973



Steve Miller, OG 1976



Scott Phillips, TB 1980



Dan Plater, WR 1981



Steve Young, QB 1983



Marv Allen, LB
1984



Ty Mattingly, DE 1986



Chuck Cutler, WR 1987, 88



Tim Clark, LB, 1988



Fred Whittingham, RB, 1989



Eric Drage, WR 1992, 93



Andy Boyce, WR
1990



Brad Clark, DB
1992



Bruce Jenne, DS
1992



Cory Cook, DB
1994



Alan Boardman, P 1994, 96



Chad Lewis, TE 1996



Ben Cahoon, WR 1997



Jared Lee, S
2000



Ryan Denney, DE 2001



Nathan Meikle, WR 2005



David Oswald, OL 2008



Kellen Fowler, DB 2008



Matt Bauman, LB 2008, 09



Scott Johnson, DB 2009



Bryan Kariya, RB 2010

Name	Year
Virgil Carter	1965
Casey Boyette	1966
Virgil Carter	1966
Paul Ehrmann	1966
Dan Taylor	1972
Dan Taylor	1973
Steve Stratton	1973
Steve Miller	1976
Scott Phillips	1980
Dan Plater	1981
Steve Young	1983
Marv Allen	1984
Ty Mattingly	1986
Chuck Cutler	1987
Chuck Cutler	1988
Tim Clark	1988
Fred Whittingham	1989
Andy Boyce	1990
Brad Clark	1992
Bruce Jenne	1992
Eric Drage	1992
Eric Drage	1993
Cory Cook	1994
Alan Boardman	1994
Alan Boardman	1996
Chad Lewis	1996
Ben Cahoon	1997
Jared Lee	2000
Ryan Denney	2001
Nathan Meikle	2005
David Oswald	2008
Kellen Fowler	2008
Matt Bauman	2008
Scott Johnson	2009
Matt Bauman	2009
Bryan Kariya	2010

FIRST-TEAM ALL CONFERENCE

Over its nearly 100 year football history, BYU has been a member of four different conferences before becoming an NCAA Football Bowl Subdivision independent prior to the 2011 season. Since 1928, 358 Cougars have been named first-team all-conference or to a national all-independence team. Sanky Dixon—who would go on to coach LaVell Edwards at Lincoln High School in Orem, Utah—was BYU's first all-conference performer in 1928, while 12 Cougars received the honor in 2020. A record 13 Cougars were named to the 1979 All-WAC First Team from a squad that went 11-1 and was ranked as high as No. XX nationally.



SANKY DIXON 1928

ROCKY MOUNTAIN CONFERENCE (1909-1937)

1928
Donald "Sanky" Dixon, End

1931
Burle "Buke" Robison, End

1932
George Bertoffi, HB

1933
Jesse "Pete" Wilson, HB

1937
Gerald Gillespie, G
Jack Stringham, FB

MOUNTAIN STATES CONFERENCE (1938-1961)

1938
Vaughn Lloyd, G
Merrill Waters, End

1940
Wayne Reeve, QB

1941
Dee Chipman, QB
Reed "Iron Man" Nilsen, C

NO FOOTBALL DUE TO WWII (1943-1945)

1946
Owen Dixon, G

1947
Mike Mills, End

1950
Rex Berry, HB
Bob Dimick, G

1951
Ray Oliverson, HB
Jae Ballif, LB

1952
Lowell Madsen, OT
Jae Ballif, LB

1953
Marion Probert, DE

1956
Jay Weenig, OG

1957
John Kapele, OT

1958
John Kapele, OT
Lonnie Dennis, OG
Nyle McFarlane, RB
Weldon Jackson, FB

1959
Dennis, Lonnie, OG

WESTERN ATHLETIC CONFERENCE (1962-1998)

1962
Roger DuPaix, G
Eldon Fortie, HB

1965
Phil Odle, WR
Virgil Carter, QB
John Ogden, FB

1966
Phil Odle, WR
Grant Wilson, G
Virgil Carter, QB
John Ogden, FB
Curg Belcher, LB
Bobby Roberts, S

1967
Phil Odle, WR

Max Newberry, T
Bobby Roberts, S
Craig Bozich, LB

1969
Mel Olson, C
Jeff Slipp, DB
Chris Farasopoulos, DB/R

1970
Ken Serck, T
Gerald Meyer, DB
Chris Farasopoulos, DB/R

1971
Gordon Gravelle, OG
Joe Liljenquist, DE
Jeff Lyman, LB
Dan Hansen, S
Golden Richards, Returner

1972
Paul Howard, OG
P. Van Valkenburg, RB
Paul Linford, DT
Ron Tree, LB
Dave Atkinson, DB
Dan Hansen, S

1973
Jay Miller, WR
Paul Linford, DT

1974
Brad Oates, OT
Lloyd Fairbanks, OG
Orrin Olsen, C
Gary Sheide, QB
Keith Rivera, DE
Paul Linford, DT
Larry Carr, LB

1975
Brad Oates, OT
Jeff Blanc, RB
Sid Smith, LB
Gary Shaw, DB
Dana Wilgar, DB

1976
Brian Billick, TE
Dave Hubbard, OL
Gifford Nielsen, QB
Jeff Blanc, RB
Mekeli Ieremia, DE
Bill Rice, DL
Rod Wood, LB
Blake Murdock, LB
Dana Wilgar, DB

1977
Mike Chronister, WR
Keith Uperesa, OT
Lance Reynolds, OT
Todd Christensen, FB
Mekeli Ieremia, DE
Mark Bernsten, LB
Jason Coloma, DB

1978
Mike Chronister, WR
Tom Bell, OL
Al Gaspard, OL
Jim McMahon, QB
Mat Mendenhall, DL
Ross Varner, DL
Larry Miller, LB
Jason Coloma, DB

1979
Lloyd Jones, WR
Clay Brown, TE
Tom Bell, OL
Nick Eyre, OL
Danny Hansen, OL
Scott Nielson, OG
Marc Wilson, QB
Homer Jones, RB
Glen Titensor, DE
Glen Redd, LB
Gary Kama, LB
John Neal, DB
Bill Schoepflin, DB

1980
Jim McMahon, QB
Lloyd Jones, WR
Clay Brown, TE

Nick Eyre, OL
Calvin Close, OL
Glen Titensor, DL
Brad Anae, DL
Glen Redd, LB
Bill Schoepflin, DB
Mark Brady, DB
Clay Brown, P

1981
Jim McMahon, QB
Dan Plater, WR
Calvin Close, OL
Brad Anae, DE
Kyle Whittingham, LB

1982
Steve Young, QB
Gordon Hudson, TE
Bart Oates, C
Lloyd Eldredge, OG
Vince Stroth, OT
Chuck Ehin, NG
Mike Morgan, DT
Todd Shell, LB
Tom Holmoe, DB
Mike Mees, P

1983
Steve Young, QB
Gordon Hudson, TE
Todd Shell, LB
Casey Tiumalu, RB
Rex Burningham, OT
Brandon Flint, DE
Jon Young, DB

1984
Robbie Bosco, QB
Glen Kozlowski, WR
David Mills, TE
Marv Allen, LB
Trevor Match, C
Craig Garrick, OG
Kyle Morrell, DE
Jim Herrman n, DE

1985
Jason Buck, DT

Mark Bellini, WR
Trevor Molini, TE
Kurt Gouveia, LB
Lakei Heimuli, FB
Leon White, LB
Dave Wright, OT

1986

Jason Buck, DT
Shawn Knight, DT
Lakei Heimuli, RB
Mark Bellini, WR
Rodney Thomas, DB

1987

John Borgia, OG
Leonard Chitty, K
David Futrell, NG
Troy Long, DB
Thor Salanoa, LB

1988

Chuck Cutler, WR
Bob Davis, LB
Rodney Rice, DB
Pat Thompson, P
Brian White, OT

1989

Eric Bergeson, DB
Bob Davis, LB
Ty Detmer, QB
Mo Elewonibi, OL
Chris Smith, TE

1990

Matt Bellini, HB
Andy Boyce, WR
Ty Detmer, QB
Alema Fitisemanu, LB
Neal Fort, OT
Earl Kauffman, P
Rich Kaufusi, DT
Brian Mitchell, DB
Chris Smith, TE
Robert Stephens, C

1991

Rocky Biegel, LB
Ty Detmer, QB
Bryan May, OG
Byron Rex, TE

1992

Scott Brumfield, OL
Lenny Gomes, OL
Eric Drage, WR
Derwin Gray, DB

Shad Hansen, LB
Garry Pay, C
Byron Rex, TE

1993

Todd Herget, LB
Eric Drage, WR
Mike Empey, OL

1994

Randy Brock, DE
Evan Pilgrim, OL
Jamal Willis, HB

1995

Chad Lewis, TE
Larry Moore, OL
John Raass, DL
Shay Muirbrook, LB
Stan Raass, LB
James Dye, Returner

1996

Itula Mili, TE
Chad Lewis, TE
Larry Moore, OL
Steve Sarkisian, QB
Henry Bloomfield, DL
Shay Muirbrook, LB
Tim McTyer, DB
Omarr Morgan, DB
James Dye, Returner

1997

Omarr Morgan, DB
John Tait, OL

1998

John Tait, OL
Rob Morris, LB
Brian Gray, DB
Daren Yancey, DL

**MOUNTAIN WEST
CONFERENCE
(1998-2010)**

1999

Kevin Feterik, QB
Byron Frisch, DE
Brian Gray, DB
Margin Hooks, WR
Matt Johnson, OL
Rob Morris, LB

2000

Owen Pochman, K
Setema Gali, DE

Justin Ena, LB
Aaron Edmunds, P

2001

Luke Staley, RB
Brandon Doman, QB
Reno Mahe, WR
Doug Jolley, TE
Jason Scukanec, C
Ryan Denney, DE
Jernaro Gilford, DB
Justin Ena, LB

2002

Dustin Rykert, OL
Brady Poppinga, DL
Matt Payne, P

2003

Aaron Francisco, S
Brady Poppinga, DL
Matt Payne, P

2004

Todd Watkins, WR
Aaron Francisco, S
Brady Poppinga, DL
Matt Payne, P

2005

John Beck, QB
Curtis Brown, RB
Jonny Harline, TE

2006

John Beck, QB
Curtis Brown, RB
Jonny Harline, TE
Jake Kuresa, OL
Cameron Jensen, LB

2007

Max Hall, QB
Dennis Pitta, TE
Ray Feinga, OL
Dallas Reynolds, OL
Jan Jorgensen, DL
Bryan Kehl, LB

2008

Austin Collie, WR
Dennis Pitta, TE
Ray Feinga, OL
Dallas Reynolds, OL
Jan Jorgensen, DL

2009

Dennis Pitta, TE

Harvey Unga, RB
Matt Reynolds, OL
Jan Jorgensen, DL

2010

Matt Reynolds, OL
Andrew Rich, DB
Vic So'oto, DL

**INDEPENDENT
(2011-PRESENT)**

2011*

Riley Nelson, QB
Cody Hoffman, WR
Braden Hansen, OL
Matt Reynolds, OL
Kyle Van Noy, LB
Travis Uale, DB
Corby Eason, DB

2012*

Cody Hoffman, WR
Braden Brown, OL
Ezekiel Ansah, DL
Kyle Van Noy, LB
Riley Stephenson, P
JD Falslev, Returner

2013*

Jamaal Williams, RB
Michael Yeck, OL
Eathyn Manumaleuna, DL
Uani 'Unga, LB
Kyle Van Noy, LB
Daniel Sorensen, DB
Adam Hine, Returner

2014*

Mitch Mathews, WR
Jordan Leslie, WR
Tejan Koroma, OL
De'Ondre Wesley, OL
Bronson Kaufusi, DL
Robertson Daniel, DB
Skye PoVey, DB
Trevor Samson, K
Scott Arellano, P
Adam Hine, Returner

2015*

Tanner Mangum, QB
Algernon Brown, RB
Mitch Mathews, WR
Tejan Koroma, OL
Bronson Kaufusi, DL
Fred Warner, LB
Kai Nacua, DB

Michael Wadsworth, DB
Jonny Linehan, P

2016*

Jamaal Williams, RB
Tejan Koroma, OL
Sae Tautu, DL
Logan Taele, DL
Kai Nacua, DB
Jonny Linehan, P

2017*

Corbin Kaufusi, DL
Dayan Ghanwoloku, DB
Jonny Linehan, P
Michael Shelton, PR

2018*

Corbin Kaufusi, DL
Sione Takitaki, LB
Austin Hoyt, OL
Matt Bushman, TE

2019*

Matt Bushman, TE
James Empey, OL
Dayan Ghanwoloku, DB

2020*

Zach Wilsoon, QB
Dax Milne, WR
Tyler Allgeier, RB
Issac Rex, TE
Brady Christensen, OL
James Empey, C
Isaac Kaufusi, LB
Khyiris Tonga, DL
Chris Wilcox, DB
Jake Oldroyd, K
Ryan Rehkow, P
Caleb Christensen, R

2021*

Jaren Hall, QB
Tyler Allgeier, RB
Puka Nacua, WR
Isaac Rex, TE
Clark Barrington, OL
Blake Freeland, OL
Kaleb Hayes, DB
Ryan Rehkow, P

***All-Independent**

Big 12 Conference (2023)

- The Big 12 Conference announced September 10, 2021, the addition of Brigham Young University — along with Central Florida, Cincinnati and Houston — to its existing member institutions, starting in the 2023-24 athletic season.
- BYU has played 46 games against members of the Big 12, including the new members with a record of 26-26. The Cougars have played TCU (5-6) and Kansas State (4-4) the most.
- Since the university instituted a football program in 1922, BYU had been a member of four different conferences, including the Rocky Mountain (1922-37), Mountain States/Skyline (1938-61), Western Athletic (1962-98) and Mountain West (1999-2010) before going independent for the 2011 season
- The Cougars claimed their first conference championship in program history in 1965, going 4-2 in the WAC under head coach Tom Hudspeth. BYU won its next title, the first of 19 under legendary coach LaVell Edwards, in 1974 and have captured a total of 23 conference championships through the years.

Independent (2011-2022)

- On September 1, 2010, BYU announced its football program would compete in the NCAA Football Bowl Subdivision as an independent beginning with the 2011 season.
- Entering its final season as an independent in 2022, BYU has played 142 games over 11 seasons as an independent, with a record of 91-51 (.641)
- BYU has faced more than 70 different teams from 36 different states, representing every FBS conference as well as Notre Dame and other fellow independent programs. BYU has played 50 games against Power 5 conference opponents in that span.
- The Cougars have 23 wins over Power 5 opponents, including at least one against every Power 5 conference
- BYU has 110 games televised on the ESPN family of networks during independence and 87 on a major national TV network (ABC, FOX, CBS, NBC, ESPN or ESPN2)

Mountain West (1999-10)

- For the third time in program history, BYU chartered the creation of a new conference, this time joined by New Mexico, Utah, Air Force, Colorado St., San Diego State, UNLV and Wyoming. TCU joined in 2005.
- BYU football posted a 64-26 (.711) conference record in its 12 years in the conference.
- The Cougars' four MWC titles, 64 wins and 54 All-MWC First Team selections equal or surpass any MWC team since the league's inception.
- BYU won four MWC titles, including back-to-back championships in 2006-07. In three of its championship seasons, BYU went undefeated in conference play

Western Athletic (1962-98)

- BYU was a charter member of the conference along with Arizona, Arizona State, New Mexico, Utah and Wyoming.
- The WAC eventually expanded to as many as 16 schools in 1996.
- BYU football posted a 187-69-2 (.729) conference record in its 37 years in the conference.
- While in the WAC, the Cougars won the 1984 National Championship, finishing 13-0.
- BYU won a total of 19 titles in the WAC, including its first-ever football championship in 1965 and 10-straight from 1976-85.
- BYU's 19 WAC titles, 187 conference wins and 199 All-WAC First Team selections are all still the most by far of any WAC team.

Mountain States/Skyline (1938-61)

- BYU was a charter member of the conference, leaving with Colorado, Colorado State, Denver, Utah, Utah State and Wyoming when the RMFAC was deemed too large. Montana and New Mexico joined in 1951.
- After Colorado left in 1947, the conference became popularly known as the Skyline Conference.
- Football posted a 41-75-12 (.367) conference record in its 24 years in the conference.
- The conference dissolved in early 1962 after BYU, Utah, Wyoming and New Mexico left to form the WAC.

Rocky Mountain Faculty Athletic (1922-37)

- BYU joined the RMFAC in 1918 with football participation beginning four years later.
- BYU football posted a 46-52-4 (.471) conference record in its 16 years in the conference.
- When BYU joined, other RMFAC schools included Colorado, Colorado A&M (now Colorado State), Colorado College, Colorado School of Mines, Denver, Utah, Utah State and Montana State. Wyoming, Western St. and Colorado Teacher's College (now Northern Colorado) joined two years later.
- Known today as the Rocky Mountain Athletic Conference (RMAC), it is now a Division II conference with 14 members.





When the 2022 NFL fall camps opened, BYU had 22 players on 17 different teams. In addition, former Cougar offensive lineman Andy Reid is the head coach of the Kansas City Chiefs. Reid and defensive back Daniel Sorensen won Super Bowl LIV in February of 2020 and returned to participate in Super Bowl LV in 2021. Running back Tyler Allgeier was drafted by the Atlanta Falcons in the 2022 NFL Draft while three more received free-agent opportunities. Five Cougars were selected in the 2021 NFL Draft—the most since 2002. Zach Wilson became the highest drafted Cougar ever when the New York Jets made him the No. 2 overall pick. Consensus All-American Brady Christensen was selected in the third round by the Carolina Panthers, while defensive lineman Khyiris Tonga (Chicago Bears), cornerback Chris Wilcox (Tampa Bay Buccaneers) and wide receiver Dax Milne (Washington) had their names called in the seventh round in 2021. BYU's NFL players are expected to earn more than \$55 million dollars during the 2022 NFL season.

PLAYER	POS.	TEAM
Tyler Allgeier	RB	Atlanta Falcons
Zayne Anderson	S	Kansas City Chiefs
Matt Bushman	TE	Kansas City Chiefs
Brady Christensen	OL	Carolina Panthers
James Empey	OL	Dallas Cowboys
Michael Davis	CB	Los Angeles Chargers
Taysom Hill	QB/TE	New Orleans Saints
Harvey Langi	LB	New England Patriots
Dax Milne	WR	Washington Commanders
Kai Nacua	S	New York Jets
Samson Nacua	WR	Indianapolis Colts
Neil Pau'u	WR	Buffalo Bills
Daniel Sorensen	S	New Orleans Saints
Sione Takitaki	LB	Cleveland Browns
Khyiris Tonga	DL	Chicago Bears
Kyle Van Noy	LB	Los Angeles Chargers
Fred Warner	LB	San Francisco 49ers
Troy Warner	S	Tampa Bay Buccaneers
Chris Wilcox	CB	Indianapolis Colts
Jamaal Williams	RB	Detroit Lions
Ty'Son Williams	RB	Indianapolis Colts
Zach Wilson	QB	New York Jets

RECENT NFL SIGNINGS

- Fresh off a Pro Bowl year in just his third season in the NFL, former Cougar linebacker Fred Warner signed a five year, \$95 million extension with the San Francisco 49ers in July 2021, making him the highest paid inside linebacker in the league.
- In December 2021, Taysom Hill inked a four-year contract with New Orleans that could range anywhere from \$22.5 million to \$95 million. The contract will offer him a base salary of \$40 million with \$21.5 million guaranteed. He can make \$55 million more if he becomes the starter under center for the Saints.
- Michael Davis signed a three year, \$25.2 million contract with the Chargers in March 2021. The contract included \$15 million guaranteed.
- Jamaal Williams signed a two-year reported \$6 million contract with the Detroit Lions in March 2021. The contract includes \$3.25 million guaranteed with additional bonuses and a salary escalator in 2022.
- After eight seasons with the Kansas City Chiefs as an undrafted free agent, in 2022 Daniel Sorensen signed a one-year deal with the New Orleans Saints worth \$1.27 million.
- Safety Kai Nacua signed a one-year contract with the New York Jets for the 2022 season worth \$1.1 million.





TOM HOLMOE



FRED WARNER



ZACH WILSON



MICHAEL DAVIS

BYU AND THE NFL

• BYU has had 148 players drafted by the NFL and another 204 undrafted players receive NFL opportunities. BYU has had 12 first round picks, the most recent being Zach Wilson, who was the No. 2 pick of the New York Jets in the 2021 NFL Draft.


• Ghana native Ezekiel Ansah, who the No. 5 overall pick by the Detroit Lions in 2013 is the highest defensive player taken in the NFL regular draft.

• Punter Lee Johnson had the longest NFL career, spanning 18 seasons and six teams. He was a fifth-round draft pick by the Houston Oilers (1985-87) and went on to play for the Browns (1987-88), Bengals (1988-98), Patriots (1999-2001), Vikings (2001) and Eagles (2002). At the time of his retirement, his 51,979 punting yards were the third most in NFL history.

• There have been 44 different Cougars in the Super Bowl, collecting a total of 42 championship rings. Kansas City head coach Andy Reid and starting safety Daniel Sorensen participated in the last two Super Bowls, winning a ring in Super Bowl LIV. Former defensive back and current, athletic director Tom Holmoe has the most rings with four, including three as a player and one as a coach with the 49ers. From 1980-1992 the Cougars had at least one representative in the Super Bowl each year.

• John Denney was the NFL's "Iron Man" leader with the most consecutive games played before finishing his career just before the 2019-20 season. Denney played 14 seasons with the Miami Dolphins and played in 224 games—only Dan Marino played in more games as a Dolphin.

• Steve Young is arguably BYU's best known NFL player, spending 15 seasons in the league, including 13 with the 49ers. Young won Super Bowl XXIX 49-26 over the Chargers with a Super Bowl-record six touchdown passes to take home the MVP award. He was also the league's MVP in 1992 and 1994. In '94, he set an NFL-record 112.8 passer rating. Young was inducted into the NFL Hall of Fame in 2005.



LEE JOHNSON



JAMAAL WILLIAMS



STEVE YOUNG



TAYSON HILL

BYU IN THE NFL DRAFT

- BYU has had 12 different players selected in the first round of the NFL Draft and one taken in the first round of the USFL Draft (Steve Young).
- All-American quarterback Zach Wilson was selected as the second pick of the 2021 draft by the New York Jets, becoming the highest NFL Draft pick out of BYU in the regular NFL Draft.
- Previously that honor belonged to Ezekiel “Ziggy” Ansah who was taken 5th overall by the Detroit Lions in 2013 NFL Draft, tying Jim McMahon who was the 5th pick of the 1982 Draft. Ansah, who went on to lead all NFL rookies in sacks in 2013, is the highest defensive pick for the Cougars.
- Five BYU players were selected in the 2021 NFL Draft—the most since 2002. In addition to Wilson, Brady Christensen was selected in the third round to the Carolina Panthers, while defensive lineman Khyiris Tonga (Chicago Bears), cornerback Chris Wilcox (Tampa Bay Buccaneers) and wide receiver Dax Milne (Washington) each had their name called in the seventh round.
- The highest all-time pick is Steve Young, who was picked No. 1 overall in the special 1984 NFL Supplemental Draft of USFL and CFL players.
- Fred Warner was drafted by the San Francisco 49ers in the third round of the 2018 NFL Draft. The linebacker went on to start every game his rookie season, posting a team-leading 124 total tackles. The 2021 All-Pro signed a five-year, \$95 million contract extension in July 2021 making him the highest paid inside linebacker in the NFL.
- Running back Jamaal Williams was drafted in the fourth round to the Green Bay Packers in 2017 and signed a two-year contract in 2021 worth an estimated \$7.5 million with the Detroit Lions.
- In 2010, Dennis Pitta became the 10th BYU tight end picked in the NFL Draft and the fourth since 2001. The consensus All-American was the 16th pick in the fourth round of the 2010 draft by the Baltimore Ravens.
- Over the past 35 professional drafts, 69 Cougars have been drafted, including 39 offensive players, 29 defensive players and one special teams player.
- BYU has had a player selected in 45 of the last 50 NFL Drafts and in 66 of 86 drafts in history.

PLAYER	YEAR	ROUND	TEAM
Tyler Allgeier	2022	5	Atlanta Falcons
Zach Wilson	2021	1	New York Jets
Brady Christensen	2021	3	Carolina Panthers
Khyiris Tonga	2021	7	Chicago Bears
Chris Wilcox	2021	7	Tampa Bay Buccaneers
Dax Milne	2021	7	Washington
Sione Takitaki, LB	2019	3	Cleveland Browns
Fred Warner, LB	2018	3	San Francisco 49ers
Jamaal Williams, RB	2017	4	Green Bay Packers
Bronson Kaufusi, DL	2016	3	Baltimore Ravens
Quinn Lawlor, OL	2015	6	Montreal Alouettes*
Kyle Van Noy, LB	2014	2	Detroit Lions
Ezekiel Ansah, DE	2013	1/5	Detroit Lions
Harvey Unga, RB	2010	7 (s)	Chicago Bears
Dennis Pitta, TE	2010	4	Baltimore Ravens
Austin Collie, WR	2009	4	Indianapolis Colts
Fui Vakapuna, RB	2009	7	Cincinnati Bengals
Bryan Kehl, LB	2008	4	New York Giants
John Beck, QB	2007	2	Miami Dolphins
Todd Watkins, WR	2006	7	Arizona Cardinals
Brady Poppinga, LB	2005	4	Green Bay Packers
Scott Young, OL	2005	5	Philadelphia Eagles
Shaun Nua, DE	2005	7	Pittsburgh Steelers

On April 29, Zach Wilson became the highest Cougar ever taken in the regular NFL Draft, when the New York Jets selected him No. 2 overall in the 2021 draft. Wilson had a prolific junior season, finishing with 3,692 yards, 33 passing TDs, 3 interceptions and a BYU record 73.5 completion percentage. He also ran for 254 yards and 10 touchdowns.





In 2013, Ezekiel “Ziggy” Ansa tied Jim McMahon as BYU’s highest draft pick in history, when he was selected No. 5 overall by Detroit Lions in the NFL Draft. Ansa is still the highest defensive player ever drafted from BYU.

PLAYER	YEAR	ROUND	TEAM	PLAYER	YEAR	ROUND	TEAM
Colby Bockwoldt, LB	2004	7	New Orleans Saints	John Walsh, QB	1995	7	Cincinnati Bengals
Dustin Rykert, OL	2003	6	Oakland Raiders	Derwin Gray, DB	1993	4	Indianapolis Colts
Spencer Nead, TE	2003	7	New England Patriots	Ty Detmer, QB	1992	9	Green Bay Packers
Doug Jolley, TE	2002	2	Oakland Raiders	Neal Fort, OT	1991	6	Los Angeles Rams
Ryan Denney, DE	2002	2	Buffalo Bills	Brian Mitchell, DB	1991	7	Atlanta Falcons
Brandon Doman, QB	2002	5	San Francisco 49ers	Andy Katoa, LB	1991	9	San Diego Chargers
Luke Staley, RB	2002	7	Detroit Lions	Chris Smith, TE	1991	11	Cincinnati Bengals
Brett Keisel, DE	2002	7	Pittsburgh Steelers	Todd Herget, LB	1991	7	Edmonton Eskimos*
Owen Pochman, K	2001	7	New England Patriots	Mo Elewonibi, OL	1990	3	Washington Redskins
Tevita Ofahengaue, TE	2001	7	Arizona Cardinals	John Hunter, OL	1989	3	Minnesota Vikings
Rob Morris, LB	2000	1/28	Indianapolis Colts	Rodney Rice, DB	1989	8	New England Patriots
Byron Frisch, DL	2000	3	Tennessee Titans	Warren Wheat, OL	1989	8	Los Angeles Rams
Matt Johnson, OL	2000	5	Indianapolis Colts	Rodney Thomas, DB	1988	5	Miami Dolphins
John Tait, OL	1999	1/14	Kansas City Chiefs	David Futrell, NG	1988	12	New York Giants
Daren Yancey, DL	1999	6	Oakland Raiders	Steve Kaufusi, DL	1988	12	Philadelphia Eagles
Joe Wong, OL	1999	7	Miami Dolphins	Shawn Knight, DT	1987	1/11	New Orleans Saints
Eric Bateman, OL	1998	5	New York Jets	Jason Buck, DE	1987	1/17	Cincinnati Bengals
Dustin Johnson, FB	1998	6	New York Jets	Mark Bellini, WR	1987	7	Indianapolis Colts
Jason Andersen, OL	1998	7	New England Patriots	Lakei Heimuli, RB	1987	9	Chicago Bears
Ben Cahoon, WR	1998	1	Montreal Alouettes*	Robbie Bosco, QB	1986	3	Green Bay Packers
Harland Ah You, DL	1998	3	Calgary Stampeders*	Leon White, LB	1986	5	Cincinnati Bengals
Itula Mili, TE	1997	6	Seattle Seahawks	Kurt Gouveia, LB	1986	8	Washington Redskins
Mike Ulufale, DL	1996	3	Dallas Cowboys	C. Whittingham, LB	1986	9	Cincinnati Bengals
Evan Pilgrim, OL	1995	3	Chicago Bears	Vai Sikahema, RB	1986	10	St. Louis Cardinals
Tim Hanshaw, OL	1995	4	San Francisco 49ers	Glen Kozlowski, WR	1986	11	Chicago Bears
Travis Hall, DL	1995	6	Atlanta Falcons	Jeff Sprowls, CB	1986	12	San Diego Chargers
Eli Herring, OL	1995	6	Los Angeles Raiders	Trevor Matich, C	1985	1/28	New England Patriots

*CFL ^USFL

PLAYER	YEAR	ROUND	TEAM
Robert Anae, G	1985	3	NJ Generals^
Kyle Morrell, DB	1985	4	Minnesota Vikings
Lee Johnson, P/K	1985	5	Houston Oilers
Louis Wong, OT	1985	5	St. Louis Cardinals
Jim Herrmann, DT	1985	7	Dallas Cowboys
Steve Young, QB	1984 ¹ ^, 1(s)		LA Express^/Tampa Bay
Todd Shell, LB	1984	1/24	San Francisco 49ers
Kirk Pendleton, WR	1984	11	San Francisco 49ers
Eddie Stinnett, RB	1984	17	Philadelphia Stars^
Gordon Hudson, TE	1984	8^, 1(s)	LA Express^/Seattle
Greg Peterson, DB	1984		Calgary Stampeders*
Casey Tiumalu, RB	1984	1/4	LA Express^
Steve Harper, TE	1984	16	Jacksonville Bulls^
Brandon Flint, DT	1984	17	Pittsburgh Maulers^
Jon Young, DB	1984	19	Philadelphia Stars^
Neil Balholm, WR	1983	4	Denver Gold^
Tom Holmoe, DB	1983	4	San Francisco 49ers
Chuck Ehin, DE	1983	12	San Diego Chargers
Bart Oates, C	1983		Philadelphia Stars^
Scott Collie, WR	1983		Hamilton Tiger-Cats*
Jim McMahon, QB	1982	1/5	Chicago Bears
Dan Plater, WR	1982	4	Denver Broncos
Steve Rogers, OT	1982		Denver Gold^
Brad Anae, DE	1982		Houston Gamblers^
K. Whittingham, LB	1982		Portland Storm^
Clay Brown, TE	1981	2	Denver Broncos
Glen Titensor, DT	1981	3	Dallas Cowboys
Scott Phillips, RB	1981	4	Seattle Seahawks
Nick Eyre, OT	1981	4	Houston Oilers
Glenn Redd, LB	1981	6	New Orleans Saints
Lloyd Jones, WR	1981	8	New York Jets
Eric Lane, RB	1981	8	Seattle Seahawks
Marc Wilson, QB	1980	1/15	Oakland Raiders
Mat Mendenhall, DT	1980	2	Washington Redskins
Tod Thompson, TE	1979	10	Pittsburgh Steelers
Larry Miller, LB	1979	8	St. Louis Cardinals
T. Christensen, FB	1978	2	Dallas Cowboys
Gifford Nielsen, QB	1978	3	Houston Oilers
Mekeli Ieremia, DE	1978	6	Chicago Bears
Lance Reynolds, OT	1978	9	Pittsburgh Steelers
Dave Hubbard, OT	1977	5	New Orleans Saints
Bill Rice, DT	1977	8	New York Giants
Brian Billick, TE	1977	11	San Francisco 49ers
Brad Oates, OT	1976	3	St. Louis Cardinals
Stan Varner, DE	1976	6	Atlanta Falcons
Orrin Olsen, C	1976	8	Kansas City Chiefs
Sid Smith, LB	1976	10	Tampa Bay Buccaneers
Gary Shaw, DB	1976	17	Los Angeles Rams
Gary Sheide, QB	1975	3	Cincinnati Bengals
Wayne Baker, DT	1975	3	San Francisco 49ers
Paul Linford, DT	1975	4	Baltimore Colts
Lloyd Fairbanks, OG	1975		Montreal Alouettes*
Dave Atkinson, DB	1974	10	Pittsburgh Steelers
Doug Richards, DB	1974	14	Dallas Cowboys

PLAYER	YEAR	ROUND	TEAM
Golden Richards, WR	1973	2	Dallas Cowboys
Paul Howard, OG	1973	3	Denver Broncos
P. VanValkenburg, FB	1973	3	New Orleans Saints
Dan Hansen, DB	1973	15	Detroit Lions
Gordon Gravelle, OT	1972	2	Pittsburgh Steelers
Jeff Lyman, LB	1972	4	St. Louis Cardinals
C. Farasopoulos, DB	1971	3	New York Jets
Jeff Slipp, DE	1970	14	Denver Broncos
Mike Loper, OT	1969	8	San Francisco 49ers
Phil Odle, WR	1968	5	Detroit Lions
Casey Boyett, E	1968	9	San Francisco 49ers
Max Huber, T	1968	13	Boston Patriots
Dennis Patera, K	1968	17	San Francisco 49ers
Curg Belcher, DB	1967	3	Washington Redskins
Virgil Carter, QB	1967	6	Chicago Bears
Lou Andrus, DE	1967	11	Denver Broncos
Dennis Brewster, T	1966	6	Chicago Bears
Allan Robinson, HB	1964	16	Detroit Lions
Gene Frantz, B	1963	17	Detroit Lions
John Kapele, DE	1960	10	Pittsburgh Steelers
Lonnie Dennis, OL	1960	7	Pittsburgh Steelers
Jay Wenig, G	1957	17	New York Giants
Robert Bills, B	1955	17	New York Giants
Dewey Brundage, E	1954	22	Detroit Lions
Ray Oliverson, B	1952	14	Detroit Lions
Rex Barry, B	1951	14	San Francisco 49ers
Merrill Kimball, T	1949	16	Detroit Lions
Gayland Mills, E	1948	29	Green Bay Packers
Scotty Deeds, B	1947	17	Chicago Cards
Marcel Chatterton, B	1947	28	Boston Yanks
Reeve Nilsen, C	1947	16	Detroit Lions
Rich. Chatterton, B	1946	14	Chicago Bears
Dean Chipman, B	1942	14	Washington Redskins
Gar. Chamberlain, T	1942	17	Pittsburgh Steelers
Merrill Waters, E	1939	19	Detroit Lions
J. Stringham, B	1938	9	Brooklyn Dodgers

*CFL ^USFL



BYU has had 44 Cougars in the Super Bowl, including current director of athletics Tom Holmoe and quarterback Steve Young who each won three rings playing for the San Francisco 49ers. Holmoe won an additional ring as a coach with 49ers after his playing career was over. Offensive lineman Bart Oates also has three Super Bowl rings, winning two with the New York Giants and one with the 49ers. Quarterback Jim McMahon led the Chicago Bears to a Super Bowl XX victory in 1986 and then won a second ring with the Green Bay Packers in 1997 at Super Bowl XXXI. Defensive linemen Brett Keisel and Chris Hoke both have a pair of rings while playing together for the Pittsburgh Steelers. Tight end Dennis Pitta won a ring in 2013 with the Ravens. Pitta had four catches for 26 yards including a 1-yard touchdown reception in the Super Bowl XLVII win over the 49ers. Linebacker Kyle Van Noy has appeared in three Super Bowls, winning two with the New England Patriots. Most recently, linebacker Fred Warner of the 49ers and Daniel Sorensen of the Kansas City Chiefs, led by former BYU lineman and coach Andy Reid squared off in Super Bowl LIV. Sorensen and Reid were victorious to add two more rings to the Cougars' total.



COUGARS IN THE SUPER BOWL					
SB	YEAR	PLAYER	POS	TEAM	SCORE
IX	1975	Gordon Gravelle	T	Pittsburgh	W 16-6
X	1976	Gordon Gravelle	T	Pittsburgh	W 21-17
X	1976	Golden Richards	KR	Dallas	L 21-17
XII	1978	Golden Richards	WR	Dallas	W 27-10
XII	1978	Paul Howard	G	Denver	L 27-10
XIV	1980	Gordon Gravelle	T	L.A. Rams	L 31-19
XV	1981	Todd Christensen	TE	Oakl. Raiders	W 27-10
XV	1981	Marc Wilson	QB	Oakl. Raiders	W 27-10
XVI	1982	Bill Ring	RB	San Francisco	W 26-21
XVII	1983	Matt Mendenhall	DE	Washington	W 27-17
XVIII	1984	Todd Christensen	TE	L.A. Raiders	W 38-9
XVIII	1984	Marc Wilson	QB	L.A. Raiders	W 38-9
XIX	1985	Tom Holmoe	DB	San Francisco	W 38-16
XIX	1985	Bill Ring	RB	San Francisco	W 38-16
XIX	1985	Todd Shell	LB	San Francisco	W 38-16
XX	1986	Jim McMahon	QB	Chicago	W 46-10
XX	1986	Trevor Matich	OL	New England	L 46-10
XXI	1987	Bart Oates	C	NY Giants	W 39-20
XXII	1988	Kurt Gouveia	LB	Washington	W 42-10
XXIII	1989	Jason Buck	DE	Cincinnati	L 20-16
XXIII	1989	Lee Johnson	P	Cincinnati	L 20-16
XXIII	1989	Leon White	LB	Cincinnati	L 20-16
XXIII	1989	Tom Holmoe	DB	San Francisco	W 20-16
XXIII	1989	Steve Young	QB	San Francisco	W 20-16
XXIII	1989	Todd Shell	DB	San Francisco	W 20-16
XXIV	1990	Steve Young	QB	San Francisco	W 55-10
XXIV	1990	Tom Holmoe	DB	San Francisco	W 55-10
XXV	1991	Bart Oates	C	N.Y. Giants	W 20-19
XXVI	1992	Jason Buck	DE	Washington	W 37-24
XXVI	1992	Mo Elewonibi	OL	Washington	W 37-24
XXVI	1992	Kurt Gouveia	LB	Washington	W 37-24
XXIX	1995	Steve Young	QB	San Francisco	W 49-26
XXIX	1995	Bart Oates	C	San Francisco	W 49-26
XXIX	1995	Jamal Willis	RB	San Francisco	W 49-26

SB	YEAR	PLAYER	POS	TEAM	W/L	SCORE
XXXI	1997	Mike Holmgren	Coach	Green Bay	W	35-21
XXXI	1997	Jim McMahon	QB	Green Bay	W	35-21
XXXI	1997	Andy Reid	Coach	Green Bay	W	35-21
XXXII	1998	Mike Holmgren	Coach	Green Bay	L	31-24
XXXII	1998	Andy Reid	Coach	Green Bay	L	31-24
XXXIII	1999	Travis Hall	DE	Atlanta	L	34-19
XXXV	2001	Brian Billick	Coach	Baltimore	W	34-7
XXXVI	2002	Setema Gali	DE	New England	W	20-17
XXXVII	2003	Doug Jolley	TE	Oakland	L	48-21
XXXIX	2005	Reno Mahe	RB	Philadelphia	L	24-21
XXXIX	2005	Chad Lewis	TE	Philadelphia	L	24-21
XXXIX	2005	Ifo Pili	DL	Philadelphia	L	24-21
XXXIX	2005	Andy Reid	Coach	Philadelphia	L	24-21
XL	2006	Brett Keisel	DE	Pittsburgh	W	21-10
XL	2006	Chris Hoke	DL	Pittsburgh	W	21-10
XL	2006	Shaun Nua	DE	Pittsburgh	W	21-10
XL	2006	Mike Holmgren	Coach	Seattle	L	21-10
XL	2006	Itula Mili	TE	Seattle	L	21-10
XLI	2007	Rob Morris	LB	Indianapolis	W	29-17
XLI	2007	John Tait	OL	Chicago	L	29-17
XLI	2007	Gabe Reid	TE	Chicago	L	29-17
XLIII	2009	Aaron Francisco	DB	Arizona	L	27-23
XLIII	2009	Kelly Poppinga	LB	Arizona	L	27-23
XLIII	2009	Chris Hoke	DL	Pittsburgh	W	27-23
XLIII	2009	Brett Keisel	DE	Pittsburgh	W	27-23
XLIV	2010	Aaron Francisco	DB	Indianapolis	L	31-17
XLIV	2010	Austin Collie	WR	Indianapolis	L	31-17
XLV	2011	Chris Hoke	DL	Pittsburgh	L	31-25
XLV	2011	Brett Keisel	DE	Pittsburgh	L	31-25
XLVII	2013	Dennis Pitta	TE	Baltimore	W	34-21
LII	2017	Kyle Van Noy	LB	New England	W	34-28/OT
LII	2018	Kyle Van Noy	LB	New England	L	41-33
LII	2019	Kyle Van Noy	LB	New England	W	13-3
LIV	2020	Andy Reid	Coach	Kansas City	W	31-20
LIV	2020	Daniel Sorensen	DB	Kansas City	W	31-20
LIV	2020	Fred Warner	LB	San Francisco	L	31-20
LV	2020	Andy Reid	Coach	Kansas	L	31-9
LV	2020	Daniel Sorensen	DB	Kansas City	W	31-9



BYU has a record of 603-431-26 (.581) since 1922. The Cougars have had just 14 head coaches in nearly a century of football as they enter the 98th season of play. BYU did not play football for three years (1943-45) during World War II. Over the past 50 seasons, the Cougars have had the 8th-most wins (430) of any team in college football.

YEAR	RECORD	COACH
1922	1-5	Twitchell
1923	2-5	Twitchell
1924	2-3-1	Twitchell
1925	3-3	Hart
1926	1-5-1	Hart
1927	2-4-1	Hart
1928	3-3-1	Romney
1929	5-3	Romney
1930	5-2-4	Romney
1931	4-4	Romney
1932	8-1	Romney
1933	5-4	Romney
1934	4-5	Romney
1935	4-4	Romney
1936	4-5	Romney
1937	6-3	Kimball
1938	4-3-1	Kimball
1939	5-2-2	Kimball
1940	2-4-2	Kimball
1941	4-3-2	Kimball
1942	2-5	Millet
1946	5-4-1	Kimball
1947	3-7	Kimball
1948	5-6	Kimball
1949	0-11	Atkinson
1950	4-5-1	Atkinson
1951	6-3-1	Atkinson
1952	4-6	Atkinson
1953	2-7-1	Atkinson
1954	1-8	Atkinson
1955	1-9	Atkinson
1956	2-7-1	Kopp
1957	5-3-2	Kopp
1958	6-4	Kopp
1959	3-7	Stevens
1960	3-8	Stevens
1961	2-8	Mitchell
1962	4-6	Mitchell
1963	2-8	Mitchell
1964	3-6-1	Hudspeth
1965	6-4	Hudspeth
1966	8-2	Hudspeth

1922 Record: 1-5 Rocky Mountain (8th)
Coach: Alvin Twitchell

DATE	OPPONENT	RESULT
10/7	Utah State	L, 3-41
10/14	at Utah	L, 0-49
10/24	Colo. Mines (H)	L, 0-47
11/14	Wyoming	W, 7-0
11/25	at Colo. A&M	L, 0-33
11/30	at Wyoming	L, 0-13

1923 Record: 2-5 Rocky Mountain (T-7th)
Coach: Alvin Twitchell

DATE	OPPONENT	RESULT
9/29	Montana State	W, 16-15
10/13	at Colo. A&M	L, 6-14
10/20	at Colorado	L, 0-41
10/27	Utah	L, 0-15
11/3	Western State	W, 19-0
11/12	at Utah State	L, 0-40
11/29	at Colo. College	L, 6-31

1924 Record: 2-3-1 Rocky Mountain
Coach: Alvin Twitchell

DATE	OPPONENT	RESULT
10/3	at Colo. College	W, 3-0
10/11	at Montana St.	L, 0-13
10/25	at Utah	L, 0-35
11/7	Utah St. (H)	L, 0-14
11/11	at Western St.	W, 26-13
11/15	at Colo. Mines	T, 0-0

1925 Record: 3-3 Rocky Mountain (T-6th)
Coach: C.J. Hart

DATE	OPPONENT	RESULT
10/10	at Colo. A&M	L, 0-21
10/17	Colo. Coll. (H)	W, 7-6
10/24	at Utah State	L, 0-14
10/31	Utah	L, 0-27
11/7	Western State	W, 39-7
11/21	Montana State	W, 16-7

1926 Record: 1-5-1 Rocky Mountain (9th)
Coach: C.J. Hart

DATE	OPPONENT	RESULT
10/2	UC Davis	L, 0-17
10/9	at Colo. Teachers	L, 6-12
10/15	Utah State (H)	T, 0-0
10/23	at Western State	W, 30-0
11/6	at Montana State	L, 0-27
11/13	at Utah	L, 7-40
11/20	Colorado A&M	L, 6-19

1927 Record: 2-4-1 Rocky Mountain (7th)
Coach: C.J. Hart

DATE	OPPONENT	RESULT
10/8	at Colo. A&M	L, 0-29
10/15	at UC Davis	T, 0-0
10/22	Col. Teachers (H)	L, 7-21
10/29	at Utah State	L, 0-22
11/5	Western State	W, 60-0
11/12	Utah	L, 0-20
11/19	Colorado Mines	W, 38-19

1928 Record: 3-3-1 Rocky Mountain (10th)
Coach: G. Ott Romney

DATE	OPPONENT	RESULT
9/29	College of Idaho	W, 9-6
10/6	UC Davis	W, 7-6
10/13	at Colo. A&M	L, 6-15
10/20	at Western St.	W, 46-0
10/27	Utah State	L, 0-10
11/3	at Montana St.	L, 7-19
11/17	at Utah	T, 0-0

1929 Record: 5-3 Rocky Mountain (4th)
Coach: G. Ott Romney

DATE	OPPONENT	RESULT
9/28	at Nevada	W, 10-7
10/5	at Calif. Davis	L, 0-19
10/12	Montana State	L, 12-13
10/18	^Utah St.	W, 7-6
10/26	Western State	W, 33-12
11/2	at Utah	L, 13-45
11/11	Colo. St. Teachers	W, 25-13
11/23	Wyoming	W, 40-0

1930 Record: 5-2-4 Rocky Mountai (3rd)
Coach: G. Ott Romney

DATE	OPPONENT	RESULT
9/27	Wyoming	W, 19-12
10/4	Nevada	T, 6-6
10/11	at Colo. Teachers	T, 7-7
10/18	at Utah	L, 7-24
10/25	at Western St.	W, 25-0
11/1	^Utah St.	W, 39-14
11/8	at Mt. St. Charles	T, 13-13
11/15	Montana St. (H)	W, 19-6
11/22	at Regis	W, 18-6
11/27	at College of Idaho	T, 13-13
12/10	at Hawai'i	L, 13-49

1931 Record: 4-4 Rocky Mountain (7th)
Coach: G. Ott Romney

DATE	OPPONENT	RESULT
9/18	^UJAY All-Stars	W, 7-3
9/25	at San Francisco	L, 0-25
10/3	at Nevada	W, 18-14
10/17	at Utah	L, 0-43
10/24	Western State	W, 31-0
10/31	at Colo. Teachers	L, 0-6
11/7	^Utah State	W, 6-0
11/13	Wyoming (H)	L, 7-13

1932 Record: 8-1 Rocky Mountain (2nd)
Coach: G. Ott Romney

DATE	OPPONENT	RESULT
9/23	^Montana State	W, 6-0
10/1	at Western State	W, 28-6
10/7	at Occidental	W, 46-0
10/15	at Utah	L, 0-29
10/22	Colo. St. Teachers	W, 20-2
10/29	at Wyoming	W, 25-0
11/4	at Idaho State	W, 32-0
11/19	Utah State	W, 18-6
11/24	^South Dakota	W, 13-7

1933 Record: 5-4 Rocky Mountain (5th)
Coach: G. Ott Romney

DATE	OPPONENT	RESULT
9/23	at U.S. Marines	L, 0-21
9/30	Montana State	W, 25-0
10/6	at Colo. Teachers	W, 6-2
10/14	at Utah	L, 6-21
10/21	at Western State	W, 13-0
11/4	at Denver	L, 0-6
11/11	at Colo. College	W, 25-0
11/18	at Utah State	L, 0-14
11/30	Wyoming	W, 6-3

1934 Record: 4-5 Rocky Mountain (7th)
Coach: G. Ott Romney

DATE	OPPONENT	RESULT
9/22	^Montana State	W, 20-6
9/29	Occidental	W, 32-7
10/6	at Wyoming	L, 0-7
10/13	at Utah	L, 0-43
10/20	^Colorado	L, 6-48
10/26	Montana State	W, 16-7
11/3	Utah State	L, 0-15
11/10	at Colo. College	W, 34-0
11/17	at Denver	L, 6-24

1935 Record: 4-4 Rocky Mountain (T-6th)
Coach: G. Ott Romney

DATE	OPPONENT	RESULT
9/28	at Montana State	L, 0-7
10/12	Colo. St. Teachers	W, 19-3
10/19	Colorado College	L, 12-13
10/26	at Wyoming	W, 13-6
11/2	Utah	L, 0-32
11/9	at Western State	W, 21-2
11/16	at Utah State	L, 0-27
11/23	at Arizona State	W, 13-0

1936 Record: 4-5 Rocky Mountain (6th)
Coach: G. Ott Romney

DATE	OPPONENT	RESULT
9/25	at Arizona	L, 6-32
10/3	Montana State	W, 19-0
10/9	at Colo. Teachers	W, 33-0
10/17	Utah State	L, 0-13
10/31	at Utah	L, 0-18
11/7	Western State	W, 26-12
11/14	at Denver	L, 7-35
11/21	Wyoming	W, 32-7
11/28	at Colo. College	L, 0-6

1937 Record: 6-3 Rocky Mountain (T-2nd)
Coach: Eddie Kimball

DATE	OPPONENT	RESULT
9/25	Colo. St. Teachers	W, 7-0
10/2	at Utah	L, 0-14
10/9	California Davis	W, 34-0
10/16	at Colorado	L, 0-14
10/23	at Portland	L, 10-13
10/30	Western State	W, 21-0
11/6	at Wyoming	W, 19-0
11/13	at Utah St.	W, 54-10
11/20	Montana State	W, 19-0

1938 Record: 4-3-1 Mountain States (2nd)
Coach: Eddie Kimball

DATE	OPPONENT	RESULT
9/24	Northern Arizona	W, 19-0
9/30	at Denver	W, 20-0
10/8	Wyoming	W, 24-13
10/15	at Utah	T, 7-7
10/22	Portland	L, 3-6
11/5	Utah State	L, 0-3
11/12	at Colorado	L, 0-8
11/19	at Colo. A&M	W, 20-12

1939 Record: 5-2-2 Mountain States (4th)
Coach: Eddie Kimball

DATE	OPPONENT	RESULT
9/23	at Northern Ariz.	W, 25-0
10/7	Colorado A&M	W, 13-12
10/14	Utah	L, 13-35
10/21	at Nevada	W, 7-0
10/27	at Western State	W, 18-6
11/4	at Denver	W, 21-18
11/11	at Utah State	T, 0-0
11/18	Colorado	L, 6-12
11/25	at Wyoming	T, 7-7

1940 Record: 2-4-2 Mountain States (4th)
Coach: Eddie Kimball

DATE	OPPONENT	RESULT
9/27	Nevada	T, 6-6
10/5	at Utah	L, 6-12
10/11	Wyoming	W, 20-0
10/18	at Texas Tech	L, 12-21
11/2	Utah State	W, 12-7
11/9	Denver	L, 0-9
11/16	at Colorado	L, 2-25
11/23	at Colo. A&M	T, 13-13

^neutral, (H) Homecoming, (B) bowl game

1941 Record: 4-3-2 Mountain States (2nd)
Coach: Eddie Kimball

DATE	OPPONENT	RESULT
9/26	Montana St.	L, 7-20
10/3	Western State	W, 26-0
10/10	at Denver	W, 13-7
10/18	at Utah	T, 6-6
10/24	at San Francisco	L, 13-25
11/1	at Utah State	W, 28-0
11/8	at Wyoming	W, 23-7
11/15	Colorado	T, 13-13
11/22	Colorado A&M	L, 7-22

1942 Record: 2-5 Mountain States (T-6th)
Coach: Floyd Millet

DATE	OPPONENT	RESULT
9/26	at Montana	W, 12-6
10/2	Wyoming	L, 6-13
10/10	at Utah	W, 12-7
10/16	Fort Douglas	L, 13-24
10/31	Utah State	L, 6-9
11/7	Denver	L, 6-26
11/14	at Colorado	W, 48-0

1943-45
No football during WWII

1946 Record: 5-4-1 Mountain States (4th)
Coach: Eddie Kimball

DATE	OPPONENT	RESULT
9/21	Western State	W, 13-2
9/28	at Montana State	L, 12-13
10/4	at Denver	L, 13-26
10/12	Utah	L, 6-35
10/19	Denver	W, 10-7
10/25	at San Jose St.	L, 0-14
11/2	Wyoming	W, 6-3
11/9	at Utah State	T, 0-0
11/16	at Colorado A&M	W, 20-6
11/22	at Texas El-Paso	W, 14-13

1947 Record: 3-7 Mountain States (7th)
Coach: Eddie Kimball

DATE	OPPONENT	RESULT
9/20	Western State	W, 45-0
9/26	Montana State	W, 19-14
10/4	at Wyoming	L, 7-12
10/11	at Utah	L, 6-28
10/18	at Colorado	L, 7-9
10/25	Utah State (H)	W, 27-12
11/1	at Denver	L, 6-20
11/8	San Jose State	L, 19-28
11/15	Colorado A&M	L, 25-27
11/22	at San Diego St.	L, 7-32

1948 Record: 5-6 Mountain States (5th)
Coach: Eddie Kimball

DATE	OPPONENT	RESULT
9/18	San Diego State	W, 14-6
9/24	Pepperdine	W, 13-0
10/1	Pacific Fleet	L, 7-9
10/9	Utah	L, 0-30
10/15	at Texas El-Paso	L, 20-34
10/23	at Utah State	L, 7-20
10/30	Montana (H)	W, 26-20
11/5	at San Jose State	L, 6-21
11/13	at Colorado A&M	L, 0-20
11/20	Wyoming	W, 15-14
11/26	at Arizona State	W, 27-25

1949 Record: 0-11 Mountain States (6th)
Coach: Chick Atkinson

DATE	OPPONENT	RESULT
9/17	Texas Western	L, 6-27
9/23	Pacific Fleet	L, 13-27
10/1	San Jose State	L, 21-40
10/8	at Utah	L, 0-38
10/15	at Arizona State	L, 21-49
10/22	at Denver	L, 7-35
10/29	at Wyoming	L, 0-45
11/5	Utah State (H)	L, 3-22
11/11	Colorado A&M	L, 14-16
11/19	at Montana	L, 6-25
11/26	at Pepperdine	L, 14-28

1950 Record: 4-5-1 Mountain States (5th)
Coach: Chick Atkinson

DATE	OPPONENT	RESULT
9/16	at Idaho State	W, 14-13
9/23	Arizona State	L, 13-41
9/29	Pepperdine	W, 28-27
10/7	Utah	T, 28-28
10/14	at Colorado A&M	L, 14-27
10/21	at Denver	L, 3-42
11/4	at Utah State	W, 34-13
11/11	Wyoming (H)	L, 0-48
11/17	at Montana	W, 25-6
11/25	Fort Hood	W, 28-4

1951 Record: 6-3-1 Mountain States (5th)
Coach: Chick Atkinson

DATE	OPPONENT	RESULT
9/14	Idaho State	W, 27-7
9/22	Western State	W, 67-7
9/29	Hawaii	W, 20-7
10/6	at Utah	L, 6-7
10/20	Wyoming	T, 20-20
10/27	at Denver	L, 6-56
11/3	Colorado A&M (H)	W, 21-16
11/10	Utah State	W, 28-27
11/17	at New Mexico	L, 0-34
11/24	at Pepperdine	W, 20-0

1952 Record: 4-6 Mountain States (5th)
Coach: Chick Atkinson

DATE	OPPONENT	RESULT
9/19	San Diego NAS	W, 14-7
9/27	New Mexico	W, 14-10
10/4	at Montana	W, 28-7
10/11	at Utah	L, 6-34
10/25	Denver (H)	W, 14-13
11/1	Wyoming	L, 13-24
11/8	at San Jose State	L, 27-44
11/15	at Utah State	L, 26-27
11/22	at Colorado A&M	L, 6-27
11/29	at Arizona State	L, 6-47

1953 Record: 2-7-1 Mountain States (T-7th)
Coach: Chick Atkinson

DATE	OPPONENT	RESULT
9/19	Montana	W, 27-13
9/25	San Jose State	L, 23-28
10/3	at New Mexico	T, 12-12
10/10	at Idaho	W, 20-14
10/16	Utah State	L, 7-14
10/23	at Denver	L, 19-27
10/31	at Wyoming	L, 0-27
11/7	Colorado A&M (H)	L, 12-34
11/14	at Arizona State	L, 18-26
11/26	at Utah	L, 32-33

1954 Record: 1-8 Mountain States (8th)
Coach: Chick Atkinson

DATE	OPPONENT	RESULT
9/18	New Mexico	L, 12-21
9/24	Arizona State	L, 19-28
10/2	at Colorado A&M	L, 13-14
10/9	Utah	L, 7-12
10/23	Montana (H)	W, 19-7
10/30	at Utah State	L, 13-45
11/6	Denver	L, 0-20
11/13	Wyoming	L, 13-34
11/20	at Idaho	L, 0-7

1955 Record: 1-9 Mountain States (8th)
Coach: Chick Atkinson

DATE	OPPONENT	RESULT
9/17	at Oregon State	L, 0-33
9/24	Los Angeles State	W, 33-0
10/1	at Montana	L, 13-27
10/8	at Utah	L, 9-41
10/21	at Denver	L, 0-33
10/29	at Woming	L, 6-14
11/5	Utah State (H)	L, 21-47
11/11	Idaho	L, 6-49
11/19	Colorado A&M	L, 0-35
11/26	at New Mexico	L, 16-21

1956 Record: 2-7-1 Mountain States (7th)
Coach: Hal Kopp

DATE	OPPONENT	RESULT
9/15	at Wichita State	L, 0-13
9/22	Fresno State	L, 13-26
9/29	at Colorado A&M	T, 0-0
10/5	Utah	L, 6-41
10/20	at Montana	L, 14-21
10/27	at Utah State	L, 7-33
11/3	New Mexico (H)	W, 33-12
11/10	at Denver	L, 34-58
11/17	Wyoming	L, 6-7
11/24	^Air Force	W, 34-21

1957 Record: 5-3-2 Mountain States (2nd)
Coach: Hal Kopp

DATE	OPPONENT	RESULT
9/21	at Arizona	T, 14-14
9/28	at Kansas State	L, 7-36
10/4	Montana	W, 20-7
10/12	at Utah	L, 0-27
10/19	at Woming	T, 0-0
10/26	Denver (H)	W, 26-6
11/2	Utah State	W, 14-0
11/9	at Fresno State	L, 14-27
11/23	Colorado State	W, 26-9
11/30	at New Mexico	W, 14-12

1958 Record: 6-4 Mountain States (3rd)
Coach: Hal Kopp

DATE	OPPONENT	RESULT
9/20	Fresno State	W, 29-7
9/27	at Utah	W, 14-7
10/4	at Colorado State	L, 6-32
10/11	at Pacific	L, 8-26
10/18	North Texas State	L, 6-12
10/25	at Montana	W, 41-12
11/1	at Uah State	W, 13-6
11/8	New Mexico (H)	W, 36-19
11/15	at Denver	W, 22-7
11/22	Wyoming	L, 14-22

YEAR	RECORD	COACH
1967	6-4	Hudspeth
1968	2-8	Hudspeth
1969	6-4	Hudspeth
1970	3-8	Hudspeth
1971	5-6	Hudspeth
1972	7-4	Edwards
1973	5-6	Edwards
1974	7-4-1	Edwards
1975	6-5	Edwards
1976	9-3	Edwards
1977	9-2	Edwards
1978	9-4	Edwards
1979	11-1	Edwards
1980	12-1	Edwards
1981	11-2	Edwards
1982	8-4	Edwards
1983	11-1	Edwards
1984	13-0	Edwards
1985	11-3	Edwards
1986	8-5	Edwards
1987	9-4	Edwards
1988	9-4	Edwards
1989	10-3	Edwards
1990	10-3	Edwards
1991	8-3-2	Edwards
1992	8-5	Edwards
1993	6-6	Edwards
1994	10-3	Edwards
1995	7-4	Edwards
1996	14-1	Edwards
1997	6-5	Edwards
1998	9-5	Edwards
1999	8-4	Edwards
2000	6-6	Edwards
2001	12-2	Crowton
2002	5-7	Crowton
2003	4-8	Crowton
2004	5-6	Crowton
2005	6-6	Mendenhall
2006	11-2	Mendenhall
2007	11-2	Mendenhall
2008	10-3	Mendenhall
2009	11-2	Mendenhall
2010	7-6	Mendenhall
2011	10-3	Mendenhall
2012	8-5	Mendenhall
2013	8-5	Mendenhall
2014	8-5	Mendenhall
2015	9-4	Mendenhall
2016	9-4	Sitake
2017	4-9	Sitake
2018	7-6	Sitake
2019	7-6	Sitake
2020	11-1	Sitake
2021	10-3	Sitake
TOTAL	603-431-26 (.581)	

^neutral, (H) Homecoming, (B) bowl game

1959 Record: 2-8 Skyline (T-5th)
Coach: Tally Stevens

DATE	OPPONENT	RESULT
9/19	at Arizona	W, 18-14
9/26	at Fresno State	L, 16-27
10/3	Montana	L, 0-12
10/9	at Utah	L, 8-20
10/17	at Wyoming	L, 6-21
10/24	Denver (H)	L, 7-14
10/31	Utah State	W, 18-0
11/7	at New Mexico	L, 6-21
11/14	at Arizona State	L, 8-21
11/21	Colorado State	L, 13-14

1960 Record: 3-8 Skyline (5th)
Coach: Tally Stevens

DATE	OPPONENT	RESULT
9/16	Cal Poly	W, 34-14
9/23	at San Jose State	L, 8-21
10/1	at Colorado State	L, 7-8
10/7	at Utah	L, 0-17
10/15	Arizona State (H)	L, 0-31
10/22	at Montana	W, 7-6
10/29	at Utah State	L, 0-34
11/5	New Mexico	L, 15-27
11/12	at Denver	W, 19-6
11/19	Wyoming	L, 6-30
11/25	at Hawaii	L, 6-13

1961 Record: 2-8 Skyline (T-5th)
Coach: Hal Mitchell

DATE	OPPONENT	RESULT
9/16	San Jose State	L, 13-14
9/23	at West Texas St.	L, 9-55
9/30	at North Texas St.	L, 30-41
10/7	Montana	W, 7-6
10/14	at Utah	L, 20-21
10/21	at Wyoming	L, 8-36
11/4	Utah State (H)	L, 8-31
11/11	Colorado State	W, 30-16
11/18	at Oregon State	L, 0-35
11/25	at New Mexico	L, 6-34

1962 Record: 4-6 Western Athletic (T-2nd)
Coach: Hal Mitchell

DATE	OPPONENT	RESULT
9/15	at Pacific	L, 7-26
9/22	at Arizona	L, 21-27
9/29	George Wash.	L, 12-13
10/6	at Colorado State	W, 28-7
10/13	at Utah	L, 20-35
10/20	at Montana	W, 27-0
10/27	at Utah State	L, 21-27
11/3	New Mexico (H)	W, 27-0
11/10	at W. Michigan	L, 20-28
11/17	Wyoming	W, 14-7

1963 Record: 2-8 Western Athletic (5th)
Coach: Hal Mitchell

DATE	OPPONENT	RESULT
9/21	at Kansas State	L, 7-24
9/28	at Arizona	L, 7-33
10/5	Montana	W, 27-0
10/12	at Utah	L, 6-15
10/19	at Wyoming	L, 13-41
11/2	Utah State (H)	L, 0-26
11/9	at George Wash.	L, 6-23
11/16	at Pacific	L, 0-14
11/23	Colorado State	W, 24-20
11/30	at New Mexico	L, 0-26

1964 Record: 3-6-1 Western Athletic (5th)
Coach: Tom Hudspeth

DATE	OPPONENT	RESULT
9/19	at Oregon	L, 13-20
9/26	at Arizona	L, 6-39
10/2	New Mexico	L, 14-26
10/10	at Colorado State	L, 6-7
10/17	Pacific	W, 21-0
10/24	at Texas El-Paso	T, 18-18
10/31	Utah State (H)	W, 28-14
11/7	at Utah	L, 13-47
11/14	Western Michigan	W, 43-8
11/21	Wyoming	L, 11-31

1965 Record: 6-4 Western Athletic (1st)
Coach: Tom Hudspeth

DATE	OPPONENT	RESULT
9/18	at Arizona State	W, 24-6
9/24	Kansas State	W, 21-3
10/2	at Oregon	L, 14-27
10/8	San Jose State	W, 34-7
10/23	at Wyoming	L, 6-34
10/30	at Utah State	L, 21-34
11/6	Utah (H)	W, 25-20
11/13	Colorado State	L, 22-36
11/20	at Arizona	W, 20-3
11/27	at New Mexico	W, 42-8

1966 Record: 8-2 Western Athletic (T-2nd)
Coach: Tom Hudspeth

DATE	OPPONENT	RESULT
9/24	at San Jose State	W, 19-9
9/30	Colorado State	W, 27-24
10/8	Utah State	W, 27-7
10/14	Arizona State	L, 7-10
10/22	at New Mexico	W, 33-6
10/29	at Arizona	W, 16-14
11/5	Texas El-Paso	W, 53-33
11/12	at Utah	W, 35-13
11/19	Wyoming	L, 14-47
11/26	Pacific	W, 38-0

1967 Record: 6-4 Western Athletic (3rd)
Coach: Tom Hudspeth

DATE	OPPONENT	RESULT
9/23	New Mexico	W, 44-14
9/29	Western Michigan	W, 44-19
10/7	at Wyoming	L, 10-26
10/14	at Oregon State	W, 31-13
10/21	at UTEP	L, 17-47
10/28	Utah	W, 17-13
11/4	at Utah State	L, 9-30
11/11	Arizona (H)	W, 17-14
11/18	at Arizona State	L, 22-31
11/25	San Jose State	W, 67-8

1968 Record: 2-8 Western Athletic (7th)
Coach: Tom Hudspeth

DATE	OPPONENT	RESULT
9/21	at W. Michigan	W, 17-7
9/28	Iowa State	L, 20-28
10/12	Wyoming	L, 17-20
10/19	at Arizona	L, 3-19
10/26	UTEP (H)	L, 25-31
11/2	at Utah	L, 20-31
11/9	Utah State	L, 8-34
11/16	Arizona State	L, 12-47
11/23	at New Mexico	W, 35-6
11/30	at San Jose State	L, 21-25

1969 Record: 6-4 Western Athletic (3rd)
Coach: Tom Hudspeth

DATE	OPPONENT	RESULT
9/20	Colorado State	W, 22-20
9/27	at Iowa State	L, 0-10
10/4	at Arizona State	L, 7-23
10/11	New Mexico	W, 41-15
10/18	at Wyoming	L, 7-40
10/25	at UTEP	L, 7-30
11/1	Arizona (H)	W, 31-21
11/8	San Jose State	W, 21-3
11/15	at Utah State	W, 21-3
11/22	Utah	L, 6-16

1970 Record: 3-8 Western Athletic (7th)
Coach: Tom Hudspeth

DATE	OPPONENT	RESULT
9/12	North Texas State	W, 10-7
9/19	at W. Michigan	L, 17-35
9/26	UTEP	L, 0-17
10/3	at San Diego State	L, 11-31
10/10	at Arizona	L, 17-24
10/17	Arizona State	L, 3-27
10/24	Utah State (H)	W, 27-20
10/31	Wyoming	W, 23-3
11/7	at Colorado State	L, 9-26
11/14	at New Mexico	L, 8-51
11/21	at Utah	L, 13-14

1971 Record: 5-6 Western Athletic (4th)
Coach: Tom Hudspeth

DATE	OPPONENT	RESULT
9/10	at North Texas St.	W, 41-13
9/18	Colorado State	W, 54-14
9/25	at Kansas State	L, 7-23
10/1	New Mexico	L, 0-14
10/9	at Utah State	L, 7-29
10/16	at Wyoming	W, 35-17
10/23	at Tulsa	W, 25-7
10/30	at UTEP	W, 16-0
11/6	at Arizona State	L, 13-38
11/13	Arizona (H)	L, 14-27
11/20	Utah	L, 15-17

1972 Record: 7-4 Western Athletic (T-2nd)
Coach: LaVell Edwards

DATE	OPPONENT	RESULT
9/16	Kansas State	W, 32-9
9/23	Utah State	L, 19-42
9/30	at Oregon State	L, 3-29
10/7	at Long Beach St.	W, 38-27
10/14	UTEP (H)	W, 21-14
10/21	Arizona State	L, 17-49
10/28	at Colorado State	W, 44-8
11/4	Wyoming	W, 33-14
11/11	at Arizona	L, 7-21
11/18	at Utah	W, 16-7
11/25	at New Mexico	W, 21-7

1973 Record: 5-6 Western Athletic (T-4th)
Coach: LaVell Edwards

DATE	OPPONENT	RESULT
9/15	Colorado State	L, 13-21
9/29	Oregon State	W, 37-14
10/6	at Utah State	L, 7-13
10/13	Iowa State (H)	L, 24-26
10/20	at Arizona State	L, 12-52
10/27	at Wyoming	L, 21-41
11/3	New Mexico	W, 56-21
11/10	Arizona	L, 10-24
11/17	Weber State	W, 45-14
11/24	at Utah	W, 46-22
12/1	at UTEP	W, 63-0

1974 Record: 7-4-1 Western Athletic (1st)
Coach: LaVell Edwards

DATE	OPPONENT	RESULT
9/14	at Hawaii	L, 13-15
9/21	Utah State	L, 6-9
9/28	at Iowa State	L, 7-34
10/5	at Colorado State	T, 33-33
10/12	Wyoming (H)	W, 38-7
10/19	UTEP	W, 45-21
10/26	at Arizona	W, 37-13
11/2	at Air Force	W, 12-10
11/9	Arizona State	W, 21-18
11/16	at New Mexico	W, 36-3
11/23	Utah	W, 48-20
12/28	^Okla. St. (B)	L, 6-16

1975 Record: 6-5 Western Athletic (T-4th)
Coach: LaVell Edwards

DATE	OPPONENT	RESULT
9/13	Bowling Green	L, 21-23
9/20	at Colorado St.	L, 17-21
9/27	at Arizona St.	L, 0-20
10/3	New Mexico	W, 16-15
10/11	Air Force (H)	W, 28-14
10/25	at Wyoming	W, 33-20
11/1	Arizona	L, 20-36
11/8	at Utah St.	W, 24-7
11/15	Utah	W, 51-20
11/22	at UTEP	W, 20-10
11/29	at S. Mississippi	L, 14-42

1976 Record: 9-3 Western Athletic (T-1st)
Coach: LaVell Edwards

DATE	OPPONENT	RESULT
9/11	at Kansas St.	L, 3-13
9/18	Colorado St.	W, 42-18
9/25	at Arizona	W, 23-16
10/2	at San Diego St.	W, 8-0
10/9	Wyoming (H)	L, 29-34
10/16	S. Mississippi	W, 63-19
10/23	Utah State	W, 45-14
10/30	Arizona St.	W, 43-21
11/6	UTEP	W, 40-27
11/13	at New Mexico	W, 21-8
11/20	at Utah	W, 34-12
12/18	^Okla. St. (B)	L, 21-49

1977 Record: 9-2 Western Athletic (T-1st)
Coach: LaVell Edwards

DATE	OPPONENT	RESULT
9/10	Kansas State	W, 39-0
9/24	at Utah St.	W, 65-6
9/30	New Mexico	W, 54-19
10/8	at Oregon State	L, 19-24
10/15	at Colorado State	W, 63-17
10/22	at Wyoming	W, 10-7
10/29	Arizona (H)	W, 34-14
11/5	Utah	W, 38-8
11/12	at Arizona State	L, 13-24
11/19	Long Beach State	W, 30-27
11/26	at UTEP	W, 68-19

1978 Record: 9-4 Western Athletic (1st)
Coach: LaVell Edwards

DATE	OPPONENT	RESULT
9/9	at Oregon State	W, 10-6
9/16	at Arizona State	L, 16-24
9/23	Colorado State	W, 32-6
9/30	at New Mexico	W, 27-23
10/7	Utah State (H)	L, 7-24
10/14	at Oregon	W, 17-16
10/21	UTEP	W, 44-0
11/4	Wyoming	W, 48-14
11/11	San Diego State	W, 21-3
11/18	at Utah	L, 22-23
11/25	at Hawaii	W, 31-13
12/2	^UNLV	W, 28-24
12/22	^Navy (B)	L, 16-23

1979 Record: 11-1 Western Athletic (1st)
Coach: LaVell Edwards

DATE	OPPONENT	RESULT
9/8	at Texas A&M	W, 18-17
9/15	Weber State	W, 48-3
9/29	UTEP (H)	W, 31-7
10/5	Hawaii	W, 38-15
10/13	at Utah State	W, 48-24
10/20	at Wyoming	W, 54-14
10/27	New Mexico	W, 59-7
11/3	at Colorado State	W, 30-7
11/9	at Long Beach St.	W, 31-17
11/17	Utah	W, 27-0
11/24	at San Diego State	W, 63-14
12/21	^Indiana (B)	L, 37-38

1980 Record: 12-1 Western Athletic (1st)
Coach: LaVell Edwards

DATE	OPPONENT	RESULT
9/6	at New Mexico	L, 21-25
9/13	San Diego State	W, 35-11
9/20	at Wisconsin	W, 28-3
9/27	Long Beach State	W, 41-25
10/11	Wyoming (H)	W, 52-17
10/18	at Utah State	W, 70-46
10/25	at Hawaii	W, 34-7
11/1	UTEP	W, 83-7
11/8	North Texas State	W, 41-23
11/15	Colorado State	W, 45-14
11/22	at Utah	W, 56-6
11/29	at UNLV	W, 54-14
12/19	^SMU (B)	W, 46-45

1981 Record: 11-2 Western Athletic (1st)
Coach: LaVell Edwards

DATE	OPPONENT	RESULT
9/5	at Long Beach St.	W, 31-8
9/12	Air Force	W, 45-21
9/19	at UTEP	W, 65-8
9/26	at Colorado	W, 41-20
10/2	Utah State	W, 32-26
10/10	UNLV (H)	L, 41-45
10/17	at San Diego St.	W, 27-7
10/24	at Wyoming	L, 20-33
10/31	New Mexico	W, 31-7
11/7	at Colorado State	W, 63-14
11/14	at Hawaii	W, 13-3
11/21	Utah	W, 56-28
12/18	^Wash. St. (B)	W, 38-36

1982 Record: 8-4 Western Athletic (1st)
Coach: LaVell Edwards

DATE	OPPONENT	RESULT
9/2	at UNLV	W, 27-0
9/11	at Georgia	L, 14-17
9/25	Air Force	L, 38-39
10/2	at UTEP	W, 51-3
10/9	at New Mexico	W, 40-12
10/16	Hawaii (H)	W, 39-25
10/23	Colorado State	W, 34-18
10/30	at Utah State	L, 17-20
11/6	Wyoming	W, 23-13
11/13	San Diego State	W, 58-8
11/20	at Utah	W, 17-12
12/17	^Ohio State (B)	L, 17-42

1983 Record: 11-1 Western Athletic (1st)
Coach: LaVell Edwards

DATE	OPPONENT	RESULT
9/10	at Baylor	L, 36-40
9/17	Bowling Green	W, 63-28
9/24	at Air Force	W, 46-28
10/1	at UCLA	W, 37-35
10/8	at Wyoming	W, 41-10
10/15	New Mexico (H)	W, 66-21
10/22	at San Diego State	W, 47-12
10/29	Utah State	W, 38-34
11/5	at UTEP	W, 31-9
11/12	Colorado State	W, 24-6
11/19	Utah	W, 55-7
12/23	^Missouri (B)	W, 21-17

1984 Record: 13-0 (National Champs)
Western Athletic Conference (1st)
Coach: LaVell Edwards

DATE	OPPONENT	RESULT
9/1	at Pittsburgh	W, 20-14
9/8	Baylor	W, 47-13
9/15	Tulsa	W, 38-15
9/22	at Hawaii	W, 18-13
10/6	at Colorado State	W, 52-9
10/13	Wyoming (H)	W, 41-38
10/20	at Air Force	W, 30-25
10/25	at New Mexico	W, 48-0
11/3	UTEP	W, 42-9
11/10	San Diego State	W, 34-3
11/17	at Utah	W, 24-14
11/24	Utah State	W, 38-13
12/21	^Michigan (B)	W, 24-17

1985 Record: 11-3 Western Athletic (1st)
Coach: LaVell Edwards

DATE	OPPONENT	RESULT
8/29	^Boston College	W, 28-14
9/7	UCLA	L, 24-27
9/14	Washington	W, 31-3
9/21	at Temple	W, 26-24
10/5	at Colorado State	W, 42-7
10/12	San Diego St. (H)	W, 28-0
10/19	at New Mexico	W, 45-23
10/26	at UTEP	L, 16-23
11/2	Wyoming	W, 59-0
11/9	at Utah State	W, 44-0
11/16	Air Force	W, 28-21
11/23	Utah	W, 38-28
12/7	at Hawaii	W, 26-6
12/28	^Ohio State (B)	L, 7-10

1986 Record: 8-5 Western Athletic (2nd)
Coach: LaVell Edwards

DATE	OPPONENT	RESULT
9/6	Utah State	W, 52-0
9/13	New Mexico	W, 31-30
9/20	at Washington	L, 21-52
9/27	Temple	W, 27-17
10/3	Colorado State	L, 20-24
10/18	at Wyoming	W, 34-22
10/25	UTEP (H)	W, 37-13
11/8	at Hawaii	W, 10-3
11/15	Oregon State	L, 7-10
11/22	at Utah	W, 35-21
11/29	at San Diego State	L, 3-10
12/6	at Air Force	W, 23-3
12/30	^UCLA (B)	L, 10-31

1987 Record: 9-4 Western Athletic (2nd)
Coach: LaVell Edwards

DATE	OPPONENT	RESULT
9/2	Pittsburgh	L, 17-27
9/12	at Texas	W, 22-17
9/19	at Texas Christian	L, 12-33
9/26	at New Mexico	W, 45-25
10/2	Utah State	W, 45-24
10/10	Wyoming (H)	L, 27-29
10/24	at Hawaii	W, 16-14
10/31	Air Force	W, 24-13
11/7	San Diego State	W, 38-21
11/14	at UTEP	W, 37-24
11/21	Utah	W, 21-18
12/5	Colorado State	W, 30-26
12/22	^Virginia (B)	L, 16-22

1988 Record: 9-4 Western Athletic (T-3rd)
Coach: LaVell Edwards

DATE	OPPONENT	RESULT
9/1	at Wyoming	L, 14-24
9/8	Texas	W, 47-6
9/17	UTEP	W, 31-27
9/30	Utah State	W, 38-3
10/8	Colorado State (H)	W, 42-7
10/15	Texas Christian	W, 31-18
10/22	at Hawaii	W, 24-23
10/29	New Mexico	W, 65-0
11/5	at San Diego State	L, 15-27
11/12	at Air Force	W, 49-31
11/19	at Utah	L, 28-57
12/3	at Miami	L, 17-41
12/29	^Colorado (B)	W, 20-17

1989 Record: 10-3 Western Athletic (1st)
Coach: LaVell Edwards

DATE	OPPONENT	RESULT
9/2	at New Mexico	W, 24-3
9/7	Washington State	L, 41-46
9/16	at Navy	W, 31-10
9/30	at Utah State	W, 37-10
10/7	Wyoming	W, 36-20
10/14	at Colorado State	W, 45-16
10/21	UTEP (H)	W, 49-24
10/28	at Hawaii	L, 14-56
11/4	Oregon	W, 45-41
11/11	Air Force	W, 44-35
11/18	Utah	W, 70-31
11/25	at San Diego State	W, 48-27
12/29	^Penn State (B)	L, 39-50

1990 Record: 10-3 Western Athletic (1st)
Coach: LaVell Edwards

DATE	OPPONENT	RESULT
9/1	at UTEP	W, 30-10
9/8	Miami	W, 28-21
9/15	Washington State	W, 50-36
9/22	San Diego State	W, 62-34
9/29	at Oregon	L, 16-32
10/13	Colorado State	W, 52-9
10/27	New Mexico (H)	W, 55-31
11/3	at Air Force	W, 54-7
11/10	at Wyoming	W, 45-14
11/17	at Utah	W, 45-22
11/24	Utah State	W, 45-10
12/1	at Hawaii	L, 59-28
12/29	^Texas A&M (B)	L, 14-65

1991 Record: 8-3-2 Western Athletic (1st)
Coach: LaVell Edwards

DATE	OPPONENT	RESULT
8/29	^Florida State	L, 28-44
9/7	at UCLA	L, 23-27
9/21	at Penn State	L, 7-33
9/28	Air Force	W, 21-7
10/4	Utah State	W, 38-10
10/12	UTEP (H)	W, 31-29
10/19	Hawaii	W, 35-18
10/26	at New Mexico	W, 41-23
10/31	at Colorado State	W, 40-17
11/9	Wyoming	W, 52-31
11/16	at San Diego State	T, 52-52
11/23	Utah	W, 48-17
12/30	^Iowa (B)	T, 13-13

1992 Record: 8-5 Western Athletic (1st)
Coach: LaVell Edwards

DATE	OPPONENT	RESULT
9/5	at UTEP	W, 38-28
9/10	San Diego State	L, 38-45
9/19	UCLA	L, 10-17
9/26	at Hawaii	L, 32-36
10/2	Utah State	W, 30-9
10/10	Fresno State (H)	W, 36-24
10/17	at Wyoming	W, 31-28
10/24	at Notre Dame	L, 16-42
10/31	Penn State	W, 30-17
11/7	New Mexico	W, 35-0
11/14	at Air Force	W, 28-7
11/21	at Utah	W, 31-22
12/25	^Kansas (B)	L, 20-23

1993 Record: 6-6 Western Athletic (T-1st)
Coach: LaVell Edwards

DATE	OPPONENT	RESULT
9/4	at New Mexico	W, 34-31
9/11	Hawaii	W, 41-38
9/18	at Colorado State	W, 27-22
9/25	Air Force	W, 30-3
10/9	at UCLA	L, 14-68
10/16	Notre Dame	L, 20-45
10/23	Fresno State (H)	L, 45-48
10/30	at Utah State	L, 56-58
11/11	at San Diego State	W, 45-44
11/20	Utah	L, 31-34
11/27	UTEP	W, 47-16
12/30	^Ohio State (B)	L, 21-28

1994 Record: 10-3 Western Athletic (T-2nd)
Coach: LaVell Edwards

DATE	OPPONENT	RESULT
9/3	at Hawaii	W, 13-12
9/10	at Air Force	W, 45-21
9/17	Colorado State	L, 21-28
9/24	New Mexico	W, 49-47
9/30	Utah State	W, 34-6
10/8	at Fresno State	W, 32-30
10/15	at Notre Dame	W, 21-14
10/22	at UTEP	W, 34-28
10/29	Arizona State (H)	L, 15-36
11/5	N.E. Louisiana	W, 24-10
11/10	San Diego State	W, 35-28
11/19	at Utah	L, 31-34
12/31	^Oklahoma (B)	W, 31-6

1995 Record: 7-4 Western Athletic (T-1st)
Coach: LaVell Edwards

DATE	OPPONENT	RESULT
9/2	at Air Force	L, 12-38
9/9	UCLA	L, 9-23
9/16	San Diego State	W, 31-9
9/30	at Colorado State	W, 28-21
10/14	at Arizona State	L, 21-29
10/21	Wyoming	W, 23-20
10/28	Hawaii (H)	W, 45-7
11/4	Tulsa	W, 45-35
11/11	at New Mexico	W, 31-13
11/18	Utah	L, 17-34
11/25	at Fresno State	W, 45-28

1996 Record: 14-1 Western Athletic (1st)
Coach: LaVell Edwards

DATE	OPPONENT	RESULT
8/24	Texas A&M	W, 41-37
8/31	Arkansas State	W, 58-9
9/14	at Washington	L, 17-29
9/21	New Mexico	W, 17-14
9/28	SMU	W, 31-3
10/4	at Utah State	W, 45-17
10/12	UNLV (H)	W, 63-28
10/19	at Tulsa	W, 55-30
10/26	at TCU	W, 45-21
11/2	UTEP	W, 40-18
11/9	Rice	W, 49-0
11/16	at Hawaii	W, 45-14
11/23	at Utah	W, 37-17
12/7	^Wyoming	W, 28-25 OT
1/1	^Kansas State (B)	W, 19-15

1997 Record: 6-5 Western Athletic (5th)
Coach: LaVell Edwards

DATE	OPPONENT	RESULT
9/6	Washington	L, 20-42
9/20	at Arizona State	W, 13-10
9/27	at SMU	W, 19-16 OT
10/3	Utah State	W, 42-35
10/11	at Rice	L, 14-27
10/18	Hawaii (H)	W, 17-3
10/25	TCU	W, 31-10
11/1	at UTEP	L, 3-13
11/8	Tulsa	W, 49-39
11/15	at New Mexico	L, 28-38
11/22	Utah	L, 14-20

1998 Record: 9-5 Western Athletic (2nd)
Coach: LaVell Edwards

DATE	OPPONENT	RESULT
9/5	at Alabama	L, 31-38
9/12	Arizona State	W, 26-6
9/19	at Washington	L, 10-20
9/26	Murray State	W, 43-9
10/3	at Fresno State	L, 21-31
10/10	UNLV (H)	W, 38-14
10/17	at Hawaii	W, 31-9
10/24	San Jose State	W, 46-43
10/29	San Diego State	W, 13-0
11/7	New Mexico	W, 46-21
11/14	at UTEP	W, 31-14
11/21	at Utah	W, 26-24
12/5	^Air Force	L, 13-20
12/31	^Tulane (B)	L, 27-41

1999 Record: 8-4 Mountain West (T-1st)
Coach: LaVell Edwards

DATE	OPPONENT	RESULT
9/9	Washington	W, 35-28
9/16	Colorado State	W, 34-13
9/25	Virginia	L, 40-45
10/1	at Utah State	W, 34-31 OT
10/9	California (H)	W, 38-28
10/16	at New Mexico	W, 31-7
10/23	at UNLV	W, 29-0
10/30	Air Force	W, 27-20
11/6	at San Diego State	W, 30-7
11/13	at Wyoming	L, 17-31
11/20	Utah	L, 17-20
12/27	^Marshall (B)	L, 3-21

2000 Record: 6-6 Mountain West (T-3rd)
Coach: LaVell Edwards

DATE	OPPONENT	RESULT
8/26	at Florida State	L, 3-29
9/2	at Virginia	W, 38-35 OT
9/9	at Air Force	L, 23-31
9/14	Mississippi State	L, 28-44
9/23	UNLV	W, 10-7
9/30	at Syracuse	L, 14-42
10/6	Utah State	W, 38-14
10/21	San Diego St. (H)	L, 15-16
10/26	Wyoming	W, 19-7
11/2	at Colorado State	L, 21-45
11/18	New Mexico	W, 37-13
11/24	at Utah	W, 34-27

2001 Record: 12-2 Mountain West (1st)
Coach: Gary Crowton

DATE	OPPONENT	RESULT
8/25	Tulane	W, 70-35
9/1	Nevada	W, 52-7
9/8	at California	W, 44-16
9/29	at UNLV	W, 35-31
10/5	Utah State	W, 54-34
10/13	at New Mexico	W, 24-20
10/20	Air Force (H)	W, 63-33
10/27	at San Diego State	W, 59-21
11/1	Colorado State	W, 56-34
11/10	at Wyoming	W, 41-34
11/17	Utah	W, 24-21
12/1	at Mississippi St.	W, 41-38
12/8	at Hawaii	L, 45-72
12/31	^Louisville (B)	L, 10-28

2002 Record: 5-7 Mountain West (7th)
Coach: Gary Crowton

DATE	OPPONENT	RESULT
8/29	Syracuse	W, 42-21
9/6	Hawaii	W, 35-32
9/14	at Nevada	L, 28-31
9/21	at Georgia Tech	L, 19-28
10/4	at Utah State	W, 35-34
10/12	at Air Force	L, 9-52
10/19	UNLV (H)	L, 3-24
10/24	at Colorado State	L, 10-37
11/2	San Diego State	W, 34-10
11/9	Wyoming	W, 35-31
11/16	New Mexico	L, 16-20
11/23	at Utah	L, 13-16

2003 Record: 4-8 Mountain West (4th)
Coach: Gary Crowton

DATE	OPPONENT	RESULT
8/28	Georgia Tech	W, 24-13
9/6	at USC	L, 18-35
9/13	at New Mexico	W, 10-7
9/20	Stanford	L, 14-18
9/27	Air Force	L, 10-24
10/4	at San Diego State	W, 44-36
10/9	Colorado State (H)	L, 13-58
10/18	at Wyoming	L, 10-13
10/25	at UNLV	W, 27-20 OT
10/30	Boise State	L, 12-50
11/15	at Notre Dame	L, 14-33
11/22	Utah	L, 0-3

2004 Record: 5-6 Mountain West (3rd)
Coach: Gary Crowton

DATE	OPPONENT	RESULT
9/4	Notre Dame	W, 20-17
9/11	at Stanford	L, 37-10
9/18	USC	L, 10-42
9/24	at Boise State	L, 27-28
10/2	at Colorado State	W, 31-21
10/8	UNLV	L, 20-24
10/16	Wyoming (H)	W, 24-13
10/23	at Air Force	W, 41-24
11/06	San Diego State	W, 49-16
11/13	New Mexico	L, 14-21
11/20	at Utah	L, 21-52

2005 Record: 6-6 Mountain West (2nd)
Coach: Bronco Mendenhall

DATE	OPPONENT	RESULT
9/3	Boston College	L, 3-20
9/10	Eastern Illinois	W, 45-10
9/24	TCU	L, 50-51 OT
10/1	at San Diego State	L, 10-31
10/8	at New Mexico	W, 27-24
10/15	Colorado State (H)	W, 24-14
10/22	at Notre Dame	L, 23-49
10/29	Air Force	W, 62-41
11/5	at UNLV	W, 55-14
11/12	at Wyoming	W, 35-21
11/19	Utah	L, 34-41 OT
12/22	^California (B)	L, 28-35

2006 Record: 11-2 Mountain West (1st)
Coach: Bronco Mendenhall

DATE	OPPONENT	RESULT
9/2	at Arizona	L, 13-16
9/9	Tulsa	W, 49-24
9/16	at Boston College	L, 23-30 OT
9/23	Utah State	W, 38-0
9/28	at TCU	W, 31-17
10/7	San Diego State	W, 47-17
10/21	UNLV (H)	W, 52-7
10/28	at Air Force	W, 33-14
11/4	at Colorado State	W, 24-3
11/9	Wyoming	W, 55-7
11/18	New Mexico	W, 42-17
11/25	at Utah	W, 33-31
12/21	^Oregon (B)	W, 38-8

2007 Record: 11-2 Mountain West (1st)
Coach: Bronco Mendenhall

DATE	OPPONENT	RESULT
9/1	Arizona	W, 20-7
9/8	at UCLA	L, 17-27
9/15	at Tulsa	L, 47-55
9/22	Air Force (H)	W, 31-6
9/29	at New Mexico	W, 31-24
10/13	at UNLV	W, 24-14
10/20	Eastern Wash.	W, 42-7
11/3	Colorado State	W, 35-16
11/8	TCU	W, 27-22
11/16	at Wyoming	W, 35-10
11/24	Utah	W, 17-10
12/1	at San Diego State	W, 48-27
12/22	^UCLA (B)	W, 17-16

2008 Record: 10-3 Mountain West (3rd)
Coach: Bronco Mendenhall

DATE	OPPONENT	RESULT
8/30	Northern Iowa	W, 41-17
9/6	at Washington	W, 28-27
9/13	UCLA	W, 59-0
9/20	Wyoming	W, 44-0
10/3	at Utah State	W, 34-14
10/11	New Mexico (H)	W, 21-3
10/16	at TCU	L, 7-32
10/25	UNLV	W, 42-35
11/1	at Colorado State	W, 45-42
11/8	San Diego State	W, 41-12
11/15	at Air Force	W, 38-24
11/22	at Utah	L, 24-48
12/20	^Arizona (B)	L, 21-31

2009 Record: 11-2 Mountain West (2nd)
Coach: Bronco Mendenhall

DATE	OPPONENT	RESULT
9/5	^Oklahoma	W, 14-13
9/12	at Tulane	W, 54-3
9/19	Florida State	L, 28-54
9/26	Colorado State	W, 42-23
10/2	Utah State	W, 35-17
10/10	at UNLV	W, 59-21
10/17	at San Diego State	W, 38-28
10/24	TCU (H)	L, 7-38
11/7	at Wyoming	W, 52-0
11/14	at New Mexico	W, 24-19
11/21	Air Force	W, 38-21
11/28	Utah	W, 26-23 OT
12/22	^Oregon State (B)	W, 44-20

2010 Record: 7-6 Mountain West (T-3rd)
Coach: Bronco Mendenhall

DATE	OPPONENT	RESULT
9/4	Washington	W, 23-17
9/11	at Air Force	L, 14-35
9/18	at Florida State	L, 10-34
9/25	Nevada	L, 13-27
10/1	at Utah State	L, 16-31
10/9	San Diego St. (H)	W, 24-21
10/16	at TCU	L, 3-31
10/23	Wyoming	W, 25-20
11/6	UNLV	W, 55-7
11/13	at Colorado State	W, 49-10
11/20	New Mexico	W, 40-7
11/27	at Utah	L, 16-17
12/18	^UTEP (B)	W, 52-24

2011 Record: 10-3 Independent
Coach: Bronco Mendenhall

DATE	OPPONENT	RESULT
9/3	at Ole Miss	W, 14-13
9/10	at Texas	L, 16-17
9/17	Utah	L, 10-54
9/23	UCF	W, 24-17
9/30	Utah State	W, 27-24
10/8	San Jose State (H)	W, 29-16
10/15	at Oregon State	W, 38-28
10/22	Idaho State	W, 56-3
10/28	^TCU	L, 28-38
11/12	Idaho	W, 42-7
11/19	New Mexico State	W, 42-7
12/3	at Hawaii	W, 41-20
12/30	^Tulsa (B)	W, 24-21

2012 Record: 8-5 Independent
Coach: Bronco Mendenhall

DATE	OPPONENT	RESULT
8/30	Washington State	W, 30-6
9/8	Weber State	W, 45-13
9/15	at Utah	L, 21-24
9/20	at Boise State	L, 6-7
9/28	Hawaii	W, 47-0
10/5	Utah State	W, 6-3
10/13	Oregon State (H)	L, 24-42
10/20	at Notre Dame	L, 14-17
10/27	at Georgia Tech	W, 41-17
11/10	Idaho	W, 52-13
11/17	at San Jose State	L, 14-20
11/24	at New Mexico St.	W, 50-14
12/20	San Diego St. (B)	W, 23-6

2013 Record: 8-5 Independent
Coach: Bronco Mendenhall

DATE	OPPONENT	RESULT
8/31	at Virginia	L, 16-19
9/7	Texas	W, 40-21
9/21	Utah	L, 13-20
9/27	Middle Tennessee	W, 37-10
10/4	at Utah State	W, 31-14
10/12	Georgia Tech (H)	W, 38-20
10/19	at Houston	W, 47-46
10/25	Boise State	W, 37-20
11/9	at Wisconsin	L, 17-27
11/16	Idaho State	W, 59-13
11/23	at Notre Dame	L, 13-23
11/30	at Nevada	W, 28-23
12/27	^Washington (B)	L, 16-31

2014 Record: 8-5 Independent
Coach: Bronco Mendenhall

DATE	OPPONENT	RESULT
8/29	at UConn	W, 35-10
9/6	at Texas	W, 41-7
9/11	Houston	W 33-25
9/20	Virginia	W, 41-33
10/3	Utah State	L, 20-35
10/9	at UCF	L, 24-31 OT
10/18	Nevada(H)	L, 35-42
10/24	at Boise State	L 30-55
11/1	at MTSU	W 27-7
11/15	UNLV	W, 42-23
11/22	Savannah State	W, 64-0
11/29	at California	W, 42-35
12/22	^Memphis (B)	L, 48-55 2OT

2015 Record: 9-4 Independent
Coach: Bronco Mendenhall

DATE	OPPONENT	RESULT
9/5	at Nebraska	W, 33-28
9/12	Boise State	W, 35-24
9/19	at UCLA	L, 23-24
9/26	at Michigan	L, 0-31
10/2	UConn	W, 30-13
10/10	East Carolina	W, 45-38
10/16	Cincinnati	W, 38-24
10/24	Wagner	W, 70-6
11/6	at San Jose State	W, 17-16
11/14	^Mizzou	L, 16-20
11/21	Fresno State	W, 52-10
11/28	at Utah State	W, 51-28
12/19	^Utah (B)	L, 28-35

2016 Record: 9-4 Independent
Coach: Kalani Sitake

DATE	OPPONENT	RESULT
9/3	^Arizona	W 18-16
9/10	at Utah	L 19-20
9/17	UCLA	L 14-17
9/24	^West Virginia	L 32-35
9/30	Toledo	W 55-53
10/8	at Michigan State	W 31-14
10/14	Mississippi State	w 28-21/2OT
10/20	at Boise State	L 27-28
11/5	at Cincinnati	W 20-3
11/12	Southern Utah	W 37-7
11/19	UMass	W 51-9
11/26	Utah State	W 28-10
12/21	^Wyoming (B)	W 24-21

2017 Record: 4-9 Independent
Coach: Kalani Sitake

DATE	OPPONENT	RESULT
8/26	Portland State	W 20-6
Sep 2	^LSU	0 - 27 L
Sep 9	Utah	13 - 19 L
Sep 16	Wisconsin	6 - 40 L
Sep 29	@ Utah State	24 - 40 L
Oct 6	Boise State (H)	7 - 24 L
Oct 14	@ Mississippi State	10 - 35 L
Oct 21	@ East Carolina	17 - 33 L
Oct 28	San Jose State	41 - 20 W
Nov 4	@ Fresno State	13 - 20 L
Nov 10	@ UNLV	31 - 21 W
Nov 18	UMass	10 - 16 L
Nov 25	@ Hawaii	30 - 20 W

2018 Record: 7-6 Independent
Coach: Kalani Sitake

DATE	OPPONENT	RESULT
9/1	at Arizona	W 28-23
9/8	California	L 18-21
9/15	at No. 6 Wisconsin	W 24-21
9/22	McNeese State	W 30-3
9/29	at No. 11 Washington	L 7-35
10/5	Utah State	L 20-45
10/13	Hawaii (H)	W 49-23
10/27	Northern Illinois	L 6-7
11/3	at Boise State	L 16-21
11/10	at UMass	W 35-16
11/17	New Mexico State	W 45-10
11/24	at No. 17 Utah	L 27-35
12/21	^Western Mich. (B)	W 49-18

2019 Record: 7-6 Independent
Coach: Kalani Sitake

DATE	OPPONENT	RESULT
8/29	Utah	L, 12-30
9/7	@ Tennessee	W, 29-26 ^{2OT}
9/14	USC	W, 30-27 ^{OT}
9/21	Washington	L, 19-45
9/28	@ Toledo	L, 21-28
10/12	@ South Florida	L, 23-27
10/19	Boise State	W, 28-25
11/2	@ Utah State	W, 42-14
11/9	Liberty	W, 31-24
11/16	Idaho State	W, 42-10
11/23	@ Massachusetts	W, 56-24
11/30	@ San Diego State	L, 3-13
12/24	vs. Hawaii	L, 34-38

2020 Record: 11-1 Independent
Coach: Kalani Sitake

DATE	OPPONENT	RESULT
9/7	at Navy	W, 55-3
9/26	Troy	W, 48-7
10/2	Louisiana Tech	W, 45-14
10/10	UTSA	W, 27-20
10/16	at Houston	W 43-26
10/24	Texas State	W, 52-14
10/31	Western Kentucky	W, 41-10
11/6	at Boise State	W, 51-17
11/21	North Alabama	W, 66-14
12/5	Coastal Carolina	L, 17-22
12/12	San Diego State	W, 28-14
12/22	vs. UCF	W, 49-23

2021 Record: 10-3 Independent
Coach: Kalani Sitake

DATE	OPPONENT	RESULT
9/4	vs. Arizona	W, 24-16
9/11	Utah	W, 26-17
9/18	Arizona State	W, 27-17
9/25	South Florida	W, 35-27
10/1	at Utah State	W, 34-20
10/9	Boise State (H)	L 17-26
10/16	at Baylor	L, 24-38
10/23	at Washington St.	W, 21-19
10/30	Virginia	W, 66-49
11/6	Idaho State	W, 59-14
11/20	at Ga. Southern	W, 34-17
11/27	at USC	W, 35-31
12/18	vs. UAB (L, 28-31

^neutral, (H) Homecoming, (B) bowl game

1984 NATIONAL CHAMPIONS

One of only 42 different teams to win a national title. BYU is No. 36 all-time with 244 weeks in the AP Poll and one of only 35 teams to be ranked No. 1 for at least four weeks.

84 ALL-AMERICANS

BYU has had 84 players earn All-America honors in its history.

36 ACADEMIC ALL-AMERICANS

Since 1965, 30 Academic All-Americans have earned 36 citations.

39 BOWL GAMES

Tied for No. 20 in FBS Division I history

23 CONFERENCE TITLES

No. 15 in FBS Division I history

NATIONAL RANKINGS

Since earning its first national ranking in 1974, BYU has earned a place in the Top 25 during 35 of the last 46 seasons. The Cougars have been ranked in the final polls 20 times.

14 CONSENSUS ALL-AMERICANS

Tied for No. 43 in FBS Division I

7 COLLEGE FOOTBALL HALL OF FAMERS

LaVell Edwards	Head Coach
Gifford Nielsen	Quarterback
Marc Wilson	Quarterback
Jim McMahon	Quarterback
Steve Young	Quarterback
Gordon Hudson	Tight end
Ty Detmer	Quarterback

MAJOR NATIONAL AWARDS

BYU and Penn State are the only schools to have a national championship, Heisman, Sammy Baugh, Davey O'Brien, Outland, Doak Walker and Maxwell Award winners.

7 SAMMY BAUGH TROPHIES

More Sammy Baugh Trophies than any other school. No one else has more than four.

4 DAVEY O'BRIEN AWARDS

Ty Detmer is one of only four players to win the award twice (1990, 91)

2 OUTLAND TROPHIES

BYU won on both sides of the ball with Jason Buck (DL) and Mo Elewonibi (OL).

1 HEISMAN TROPHY

One of only 37 schools to win. Detmer is the last player from a non-P5 to win the award.

1 DOAK WALKER AWARD

In 2001, Luke Staley led the nation in YPC (8.1), scoring (15.5) and total touchdowns (28).

1 MAXWELL AWARD

Detmer won the Heisman and Davey O'Brien the same year (1990).

	FINISH	RANK (HIGH)	TOTAL OFF	PASS OFF	RUSH OFF	SCORE OFF	TOTAL DEF	RUSH DEF	PASS DEF	SCORE DEF
1970	3-8	Unranked	240.73	123.5	117.2	12.5	360.2	200.6	159.5	23.2
WAC	7th									
NCAA	5-6									
1971	4th	Unranked	294.2	99.5	194.6	20.6	339.8	159.4	180.5	19.1
WAC										
NCAA										
1972	7-4	Unranked	361.5	151.4	210.2	22.8	348.9	195.1	153.8	20.6
WAC	T-2nd		4th	4th		3rd	2nd	2nd	4th	1st
NCAA										
1973	5-6	Unranked	437.4	266.4	171.0	30.4	340.8	165.2	175.6	22.5
WAC	T-4th		2nd	1st		3rd	2nd	2nd	5th	3rd
NCAA			8th	2nd		13th				
1974	7-4-1	Unranked	338.5	210.4	210.4	26.9	261.6	111.5	150.2	16.6
WAC	1st		4th	2nd		1st	1st	1st	4th	3rd
NCAA		(15th)		7th				3rd		
1975	6-5	Unranked	356.4	177.6	178.8	22.2	331.7	182.7	149.0	20.7
WAC	T-4th		4th	4th		4th	3rd	2nd	5th	4th
NCAA										
1976	9-3	Unranked	424.4	307.8	116.5	31.9	322.2	154.7	167.0	16.5
WAC	T-1st		1st	1st		1st	2nd	2nd	5th	1st
NCAA		(17th)	6th	1st		8th		24th		
1977	9-2	20th AP	470.2	341.6	128.5	39.4	333.6	160.9	172.8	15.0
WAC	T-1st	16th UPI	1st	1st		1st		3rd	4th	2nd
NCAA		(12th)	3rd	1st		2nd				
1978	9-4	Unranked	364.9	238.2	126.8	25.3	320.2	157.6	162.6	14.7
WAC	1st		5th	1st		2nd	3rd	2nd	6th	1st
NCAA				8th				37th		27th
1979	11-1	13th AP	521.4	368.3	153.1	40.6	277.7	155.0	122.6	11.4
WAC	1st	12th UPI	1st	1st		1st	1st	1st	1st	1st
NCAA		(9th)	1st	1st		1st	29th	37th	40th	12th
1980	12-1	12th AP	535.0	409.8	125.2	46.7	343.0	160.1	182.9	16.5
WAC	1st	11th UPI	1st	1st		1st	2nd	3rd	5th	1st
NCAA		(11th)	1st	1st		1st				
1981	11-2	13th AP	480.3	356.9	123.4	38.7	322.4	138.2	184.2	18.3
WAC	1st	11th UPI	1st	1st		1st	3rd	2nd	4th	2nd
NCAA		(8th)	3rd	1st		1st				
1982	8-4	Unranked	466.2	289.8	176.4	32.5	326.7	168.9	157.8	15.2
WAC	1st	(19th)	1st	1st		2nd	3rd	6th	1st	1st
NCAA			2nd	5th		7th			20th	16th
1983	11-1	7th AP	584.2	381.2	203.0	44.0	376.5	129.9	246.6	20.9
WAC	1st	7th UPI	1st	1st		1st	4th	2nd	9th	3rd
NCAA		(7th)	1st	1st		2nd		26th		50th
1984	13-0	1st AP	486.5	346.2	140.3	36.0	321.3	161.8	159.5	13.8
WAC	1st	1st UPI	1st	1st		1st	2nd	4th	1st	1st
NCAA		(1st)	1st	1st		2nd	32nd		27th	10th
1985	11-3	16th AP	500.2	354.5	145.7	33.5	297.9	124.6	173.3	13.5
WAC	1st	17th UPI	1st	1st		3rd	1st	2nd	1st	1st
NCAA		(7th)	1st	1st		7th	18th	19th	35th	12th
1986	8-5	Unranked	406.6	235.6	168.0	25.0	277.8	88.8	189.0	17.1
WAC	2nd	(9th)	4th	7th		4th	2nd	1st	2nd	1st
NCAA			19th	20th		39th	10th	6th	55th	24th
1987	9-4	Unranked	382.7	291.8	90.9	27.8	353.0	136.6	216.4	22.6
WAC	2nd		6th	5th		6th	4th	2nd	3rd	4th
NCAA			33rd	9th		22nd	51st	23rd	88th	55th
1988	9-4	Unranked	456.9	322.8	134.1	33.4	320.3	131.4	188.8	22.0
WAC	T-3rd	(18th)	3rd	2nd		5th	2nd	2nd	2nd	3rd
NCAA			13th	4th		13th	34th	23rd	55th	52nd
1989	10-3	22 AP	540.4	394.3	146.1	40.3	404.6	137.7	266.9	26.6
WAC	1st	18 UPI	1st	1st		1st	3rd	2nd	9th	3rd
NCAA		(15th)	2nd	2nd	63rd	4th	80th	36th	104th	74th
1990	10-3	22 AP	565.8	448.3	117.4	42.5	390.8	116.3	253.3	23.8
WAC	1st	17 UPI	1st	1st		1st	5th	2nd	1st	4th
NCAA		(4th)	2nd	2nd	88th	2nd	74th	20th	42nd	56th
1991	8-3-2	23rd AP	479.5	343.8	135.8	35.0	431.3	156.8	274.5	25.7
WAC	1st	23rd CNN	1st	1st		1st	6th	3rd	8th	4th
NCAA		(23rd)	5th	2nd	78th	11th	96th	53rd	92nd	74th
1992	8-5	Unranked	459.8	297.9	161.8	29.6	360.0	128.9	231.1	22.9
WAC	T-1st	Unranked	2nd	1st		4th	1st	1st	3rd	2nd
NCAA		(22nd)	7th	5th	51st	16th	60th	23rd	49th	58th
1993	6-6	Unranked	474.7	369.1	105.6	35.5	475.7	227.7	248.0	37.0
WAC	T-1st	(17th)	3rd	1st		2nd	10th	10th	7th	9th
NCAA			9th	2nd	96th	12th	104th	102nd	94th	103rd
1994	10-3	18th AP	457.4	312.9	144.5	29.5	383.6	121.4	262.2	24.5
WAC	T-2nd	10th CNN	2nd	1st		6th	6th	3rd	8th	5th
NCAA		(10th)	9th	3rd	68th	26th	71st	22nd	90th	61st
1995	7-4	Unranked	411.8	315.4	96.5	27.9	377	167.7	209.3	24.4
WAC	T-1st	(25th)	7th	1st		6th	4th	4th	4th	5th
NCAA			28th	5th	103rd	36th	62nd	62nd	61st	58th

	FINISH	RANK (HIGH)	TOTAL OFF	PASS OFF	RUSH OFF	SCORE OFF	TOTAL DEF	RUSH DEF	PASS DEF	SCORE DEF
1996	14-1	5th AP	478	295.9	182.1	40.8	316.6	124.6	192.0	18.7
WAC	1st	5th CNN	2nd	4th		1st	1st	1st	3rd	1st
NCAA		(5th)	6th	13th		5th	25th	27th	36th	25th
1997	6-5	Unranked	335.6	227.3	108.4	22.7	358.0	164.4	193.6	23.1
WAC	5th PD	(16th)	9th	2nd		9th	10th	10th	10th	7th
NCAA			73rd	39th	99th	68th	52nd	66th	72nd	50th
1998	9-5	Unranked	381.7	236.9	144.8	28.8	273.9	91.2	182.7	19.2
WAC	2nd		5th	1st		3rd	1st	1st	3rd	2nd
NCAA			44th	34th	65th	37th	5th	5th	21st	25th
1999	8-4	Unranked	425.6	324.3	101.4	30.2	307.8	102.5	205.3	20.9
MWC	T-1st	(12th)	1st	1st	8th	2nd	2nd	1st	5th	4th
NCAA			13th	8th	100th	28th	21st	14th	39th	32nd
2000	6-6	Unranked	374.0	274.6	100.2	23.3	345.0	121.7	223.3	25.8
MWC	T-3rd		4th	1st	7th	4th	4th	2nd	8th	7th
NCAA			55th	16th	99th	73rd	40th	30th	72th	66th
2001	12-2	25th AP	542.8	325.0	217.9	46.8	448.5	202.8	245.7	30.5
MWC	1st	24th ESPN	1st	1st	3rd	1st	6th	5th	7th	6th
NCAA		(7th)	1st	7th	13th	1st	102nd	95th	88th	85th
2002	5-7	Unranked	381.8	260.8	121.1	22.7	384.7	177.8	206.9	27.8
MWC	7th	(24th)	5th	3rd	6th	7th	5th	7th	3rd	5th
NCAA			50th	27th	88th	87th	69th	91st	48th	72nd
2003	4-8	Unranked	314.6	215.0	99.6	16.3	307.0	130.8	176.2	25.8
MWC	T-4th		7th	4th	7th	8th	2nd	3rd	2nd	7th
NCAA			102nd	64th	108th	109th	14th	33rd	8th	62nd
2004	5-6	Unranked	384.0	279.5	103.2	24.3	378.5	149.3	229.3	26.8
MWC	3rd		3rd	1st	8th	4th	5th	4th	8th	5th
NCAA			48th	12th	102nd	69th	59th	59th	78th	70th
2005	6-6	Unranked	462.4	310.1	152.3	33.0	417.1	147.8	269.3	29.2
MWC	T-2nd		2nd	1st	5th	2nd	7th	3rd	9th	5th
NCAA			13th	6th	51st	24th	91st	57th	104th	83rd
2006	11-2	16th AP	465.5	323.5	141.9	36.8	319.2	114.1	205.1	14.7
MWC	1st	15th USA Today	1st	1st	3rd	1st	3rd	4th	5th	2nd
NCAA		(15th)	4th	4th	53rd	5th	38th	31st	65th	10th
2007	11-2	14th AP	442.8	298.38	144.3	30.1	307.9	97.5	210.4	18.5
MWC	1st	14th USA Today	1st	1st	5th	1st	1st	1st	6th	2nd
NCAA		(14th)	25th	14th	67th	47th	10th	9th	32nd	9th
2008	10-3	25st AP	444.8	310.4	133.7	34.2	355.9	140.3	215.6	21.9
MWC	3rd	21st USA Today	1st	1st	7th	2nd	6th	5th	8th	3rd
NCAA		(7th)	16th	6th	72nd	20th	59th	60th	74th	39th
2009	11-2	12th AP	427.2	281.5	160.3	35.5	329.1	110.2	218.9	21.5
MWC	2nd	12th USA Today	2nd	1st	4th	2nd	4th	2nd	5th	4th
NCAA		(7th)	21st	17th	63rd	11th	28th	21st	63rd	29th
2010	7-6	Unranked	366.5	198.4	168.1	26.2	330.8	138.6	192.2	21.6
MWC	T-3rd	(25th)	5th	5th	3rd	5th	2nd	3rd	3rd	4th
NCAA			73rd	76th	42nd	70th	24th	45th	23rd	32nd
2011	10-3	25th USA Today	405.7	245.4	160.3	30.1	312.9	112.9	200.8	20.4
INDY		Unranked	2nd	2nd	4th	1st	1st	1st	2nd	32nd
NCAA		(25th)	41st	47th	56th	42nd	13th	19th	32nd	22nd
2012	8-5	Unranked	400.4	247.2	153.15	28.7	266.1	86.9	179.2	14.0
INDY		Unranked	3rd	1st	4th	1st	1st	1st	2nd	2nd
NCAA		(25th)	60th	50th	65th	65th	3rd	2nd	10th	3rd
2013	8-5	Unranked	493.7	226.3	267.3	30.2	378.8	159.9	218.9	22.1
INDY			1st	4th	3rd	2nd	2nd	1st	4th	1st
NCAA			14th	73rd	10th	55th	48th	57th	46th	22nd
2014	8-5	Unranked	460.5	278.7	181.8	37.1	391.5	121.8	269.7	27.5
INDY		(18th)	1st	2nd	3rd	1st	1st	1st	4th	2nd
NCAA			26th	26th	47th	14th	56th	20th	112th	71st
2015	9-4	Unranked	424.8	296.5	128.3	33.7	345.7	143.8	201.8	22.8
INDY		(19th)	2nd	1st	3rd	2nd	1st	1st	2nd	2nd
NCAA			49th	21st	111th	40th	23rd	34th	31st	34th
2016	9-4	RV	399.1	197.9	201.2	29.5	365.0	112.8	252.2	19.5
INDY		RV	3rd	3rd	2nd	3rd	2nd	1st	3rd	1st
NCAA			71st	96th	41st	62nd	34th	9th	96th	14th
2017	4-9	Unranked	325.2	194.6	130.5	17.1	372.8	147.6	225.2	24.7
INDY			4th	2nd	4th	4th	3rd	1st	5th	3rd
NCAA			118th	90th	105th	123rd	51st	44th	67th	46th
2018	7-6	Unranked	364.9	211.8	153.2	27.2	324.1	130.1	194.0	21.4
INDY		(20)	5th	4th	3rd	4th	2nd	2nd	2nd	3rd
NCAA			100th	85th	89th	78th	18th	27th	29th	24th
2019	7-6	Unranked	443.8	284.7	159.1	28.5	393.5	167.5	226.0	25.5
INDY		(20)	1st	2nd	3rd	3rd	3rd	3rd	5th	3rd
NCAA			28th	26th	68th	67th	68th	78th	65th	48th
2020	11-1	11	522.2	332.1	190.1	43.5	317.4	119.9	197.5	15.3
INDY		(8)	1st	1st	3rd	1st	2nd	2nd	3rd	2nd
NCAA			6th	8th	44th	3rd	10th	19th	22nd	4th
2021	10-3	19	522.2	332.1	190.1	43.5	317.4	119.9	197.5	15.3
INDY		(10)	1st	1st	3rd	1st	2nd	2nd	3rd	2nd
NCAA			6th	8th	44th	3rd	10th	19th	22nd	4th

BOWL AGREEMENTS

The bowl agreement with ESPN Events provides a bowl tie-in for an for BYU in 2022 if the Cougars are bowl eligible and not selected to participate in a New Year's Six bowl. Since 2011, the Cougars have played in five of the 18 bowls owned and operated by ESPN Events, including the 2020 Boca Raton Bowl, 2018 Famous Idaho Potato Bowl, 2015 Las Vegas Bowl, 2014 Miami Beach Bowl (now Frisco Bowl) and 2011 Armed Forces Bowl.

As part of BYU's bowl agreement, the Cougars also have an option to potentially participate in the Cheez-It Bowl in Arizona should its conference tie-ins (Big Ten and Big 12) be unable to provide an opponent. If applicable, that option can be exercised in lieu of an ESPN Events bowl game. The Cheez-It Bowl airs on an ESPN network.

Since its first appearance in the 1974 Fiesta Bowl, BYU has played in 39 bowl games over the past 46 seasons, including 15 of the past 16 years.

ESPN, Inc. is the leading multinational, multimedia sports entertainment entity featuring the broadest portfolio of multimedia sports assets with over 50 business entities. ESPN launched on September 7, 1979, and is 80 percent owned by ABC, Inc., an indirect subsidiary of The Walt Disney Company. The network has televised many of the great games in Cougars football history, beginning with ESPN's first live regular-season college football telecast in 1984 where BYU defeated No. 3 ranked Pitt to begin its undefeated run to a national championship.


ESPN Events, a division of ESPN, owns and operates a large portfolio of 34 collegiate sporting events nationwide. The roster includes three Labor Day weekend college football games, the FCS opening-weekend game, 16 college bowl games, 11 college basketball events, a college softball event and two college award shows, which accounts for approximately 375-plus hours of live programming, reaches nearly 64 million viewers and attracts over 800,000 attendees each year. With satellite offices in Albuquerque, Birmingham, Boca Raton, Boise, Dallas-Fort Worth, Honolulu, Las Vegas, Montgomery and Tampa, ESPN Events builds relationships with conferences, schools and local communities, as well as providing unique experiences for teams and fans.

Date	Bowl	Location	Time	TV
Dec. 16	HomeTown Lenders Bahamas Bowl	Nassau, Bahamas	11:30 a.m. ET	ESPN
Dec. 16	Cure Bowl	Orlando, FL	3:00 p.m. ET	ESPN
Dec. 17	Wasabi Fenway Bowl	Boston, MA	11:00 a.m. ET	ESPN
Dec. 17	Cricket Celebration Bowl	Atlanta, GA	12:00 p.m. ET	ABC
Dec. 17	PUBG Mobile New Mexico Bowl	Albuquerque, NM	2:15 p.m. ET	ESPN
Dec. 17	Jimmy Kimmel LA Bowl	Inglewood, CA	3:30 p.m. ET	ABC
Dec. 17	LendingTree Bowl	Mobile, AL	5:45 p.m. ET	ESPN
Dec. 17	SRS Distribution Las Vegas Bowl	Las Vegas, NV	7:30 p.m. ET	ABC
Dec. 17	Frisco Bowl	Frisco, TX	9:15 p.m. ET	ESPN
Dec. 19	Myrtle Beach Bowl	Conway, SC	2:30 p.m. ET	ESPN
Dec. 20	Famous Idaho Potato Bowl	Boise, ID	3:30 p.m. ET	ESPN
Dec. 20	RoofClaim Boca Raton Bowl	Boca Raton, FL	7:30 p.m. ET	ESPN
Dec. 21	R+L Carriers New Orleans Bowl	New Orleans, LA	9:00 p.m. ET	ESPN
Dec. 22	Lockheed Martin Armed Forces Bowl	Fort Worth, TX	7:30 p.m. ET	ESPN
Dec. 23	Radiance Technologies Independence Bowl	Shreveport, LA	TBA	ESPN
Dec. 23	Union Home Mortgage Gasparilla Bowl	Tampa, FL	TBA	ESPN
Dec. 24	EasyPost Hawai'i Bowl	Honolulu, HI	8:00 p.m. ET	ESPN
Dec. 26	Quick Lane Bowl	Detroit, MI	2:30 p.m. ET	ESPN
Dec. 27	SERVPRO First Responder Bowl	Dallas, TX	3:15 p.m. or 6:45 p.m.	ESPN
Dec. 27	TicketSmarter Birmingham Bowl	Birmingham, AL	3:15 p.m. or 6:45 p.m.	ESPN
Dec. 27	Camellia Bowl	Montgomery, AL	12:00 p.m. ET	ESPN
Dec. 27	Guaranteed Rate Bowl	Phoenix, AZ	10:15 p.m. ET	ESPN
Dec. 28	Military Bowl	Annapolis, MD	2:00 p.m. ET	ESPN
Dec. 28	AutoZone Liberty Bowl	Memphis, TN	5:30 p.m. ET	ESPN
Dec. 28	TaxAct Texas Bowl	Houston, TX	9:00 p.m. ET	ESPN
Dec. 29	Pinstripe Bowl	Bronx, NY	2:00 p.m. ET	ESPN
Dec. 29	Cheez-It Bowl	Orlando, FL	5:30 p.m. ET	ESPN
Dec. 29	Valero Alamo Bowl	San Antonio, TX	9:00 p.m. ET	ESPN
Dec. 30	Duke's Mayo Bowl	Charlotte, NC	12:00 p.m. ET	ESPN
Dec. 30	Tony the Tiger Sun Bowl	El Paso, TX	2:00 p.m. ET	CBS
Dec. 30	TaxSlayer Gator Bowl	Jacksonville, FL	3:30 p.m. ET	ESPN
Dec. 30	Barstool Sports Arizona Bowl	Tucson, AZ	4:30 p.m. ET	Barstool
Dec. 30	Capital One Orange Bowl	Miami Gardens, FL	8:00 p.m. ET	ESPN
Dec. 31	Chick-fil-A Peach Bowl	Atlanta, GA	4 or 8 p.m. ET	ESPN
Dec. 31	Fiesta Bowl	Glendale, AZ	4 or 8 p.m. ET	ESPN
Dec. 31	TransPerfect Music City Bowl	Nashville, TN	12:00 p.m. ET	ABC
Dec. 31	Allstate Sugar Bowl	New Orleans, LA	12:00 p.m. ET	ESPN
Jan. 2	Tampa Bay Bowl	Tampa, FL	12:00 p.m. ET	ESPN2
Jan. 2	Goodyear Cotton Bowl	Arlington, TX	1:00 p.m. ET	ESPN
Jan. 2	VRBO Citrus Bowl	Orlando, FL	1:00 p.m. ET	ABC
Jan. 2	Rose Bowl Game	Pasadena, CA	5:00 p.m. ET	ESPN
Jan. 9	CFP National Championship Game	Inglewood, CA	8:00 p.m. ET	ESPN
TBA	SDCCU Holiday Bowl	San Diego, CA	TBA	FOX


BYU BOWL RESULTS					
YEAR	OPPONENT	CONFERENCE	BOWL	W/L	SCORE
1974	Oklahoma St.	Big Eight	Fiesta	L	16-6
1976	Oklahoma St.	Big Eight	Tangerine	L	49-21
1978	Navy	Independent	Holiday	L	23-16
1979	Indiana	Big 10	Holiday	L	38-37
1980	SMU	Southwest	Holiday	W	46-45
1981	Washington St.	Pac-10	Holiday	W	38-36
1982	Ohio State	Big 10	Holiday	L	47-17
1983	Missouri	Big Eight	Holiday	W	21-17
1984	Michigan	Big 10	Holiday	W	24-17
1985	Ohio State	Big 10	Citrus	L	10-7
1986	UCLA	Pac-10	Freedom	L	31-10
1987	Virginia	Atlantic Coast	All-American	L	22-16
1988	Colorado	Big Eight	Freedom	W	20-17
1989	Penn State	Independent	Holiday	L	50-39
1990	Texas A&M	Southwest	Holiday	L	65-14
1991	Iowa	Big 10	Holiday	T	13-13
1992	Kansas	Big Eight	Aloha	L	23-20
1993	Ohio State	Big 10	Holiday	L	28-21
1994	Oklahoma	Big Eight	Copper	W	31-6
1996	Kansas St.	Big 12	Cotton	W	19-15
1998	Tulane	C-USA	Liberty	L	41-27
1999	Marshall	Mid-American	Motor City	L	21-3
2001	Louisville	C-USA	Liberty	L	28-10
2005	California	Pac-10	Las Vegas	L	35-28
2006	Oregon	Pac-10	Las Vegas	W	38-8
2007	UCLA	Pac-10	Las Vegas	W	17-16
2008	Arizona	Pac-10	Las Vegas	L	21-31
2009	Oregon State	Pac-10	Las Vegas	W	44-20
2010	UTEP	C-USA	New Mexico	W	52-24
2011	Tulsa	C-USA	Armed Forces	W	24-21
2012	San Diego State	MWC	Poinsettia	W	23-6
2013	Washington	Pac-12	Fight Hunger	L	16-31
2014	Memphis	American	Miami Beach	L	48-55 2OT
2015	Utah	Pac-12	Las Vegas	L	35-28
2016	Wyoming	MWC	Poinsettia Bowl	W	24-21
2018	Western Michigan	MAC	Potato Bowl	W	49-18
2019	Hawai'i	MWC	Hawai'i Bowl	L	34-38
2020	UCF	American	Boca Raton Bowl	W	49-23
2021	UAB	C-USA	Independence Bowl	L	28-31
				TOTAL	16-22-1



Linebacker Kyle Van Noy essentially took over for BYU in the 2012 Poinsettia Bowl, where he forced and recovered a fumble for the go-ahead touchdown and minutes later returned an interception for his second-defensive score of the 4th quarter en route to a 23-6 victory over SDSU at Qualcomm Stadium.



LaVell Edwards celebrates BYU's 19-15 Cotton Bowl victory over Kansas State in 1997. It has been the Cougars' only New Year's Day bowl game.



In one of the greatest bowls games in NCAA history, BYU overcame a 45-25 deficit with 4:07 left in the game to win 46-45 in the 1980 Holiday Bowl over SMU, nicknamed the "Miracle Bowl." With 4:07 remaining in the game, SMU scored to go ahead, 45-25. From there the Cougars connected on a TD pass, recovered an on-side kick, scored on a one-yard run by Scott Phillips, and blocked a punt. Finally, with three seconds left on the clock, Jim McMahon connected on a "Hail Mary" pass of 41 yards to Clay Brown.



Quarterback Steve Young caught the game-winning touchdown from running back Eddie Stinnett with under a minute to play vs. Missouri to win the 1983 Holiday Bowl 21-17.



Robbie Bosco led BYU to a 24-17 over Michigan to secure BYU's 1984 National Championship in the Holiday Bowl.

1974 FIESTA BOWL

OSU	0	7	3	6	16
BYU	6	0	0	0	6

12.28.1974 • TEMPE, AZ • SUN DEVIL STADIUM • ATT: 50,878

TEAM STATISTICS	OKLA. ST.	BYU
Rushes-Yards	55-147	36-120
Passing Yards	77	181
Passes	7-18-0	15-31-3

SCORING:

- BYU – Uselman 30-yard field goal
- BYU – Uselman 43-yard field goal
- OSU – Walker 12-yard run (Daigle kick)
- OSU – Daigle 42-yard field goal
- OSU – Bain 40-yard pass from Thompson (kick failed)

GAME SUMMARY:

Competing in its first post-season bowl game ever, BYU played WAC host to the Oklahoma State Cowboys before a crowd of 50,878. The Cougars got off to a quick start with two field goals during the first quarter before All-WAC quarterback Gary Sheide suffered a dislocated shoulder right before the quarter ended. He was replaced by junior reserve Mark Giles. The Cowboys took the scoring lead during the second quarter with a touchdown run giving the Cowboys a 7-6 halftime advantage. A field goal from 32 yards out put OSU in front 10-6 at the end of the third quarter. With 1:14 remaining in the game, Oklahoma State scored a touchdown on a 40-yard halfback pass to complete the scoring. The Cougars out-gained Oklahoma State in total yardage, 301-224. Giles was 11 of 26 for 138 yards.

1978 HOLIDAY BOWL

NAVY	0	3	7	13	23
BYU	3	6	7	0	16

12.22.1978 • SAN DIEGO, CA • SAN DIEGO STADIUM • ATT: 48,003

TEAM STATISTICS	NAVY	BYU
Rushes-Yards	58-214	33-74
Passing Yards	138	181
Passes	8-14-1	16-34-2

SCORING:

- BYU – Johnson 33-yard field goal
- NAVY – Tata 40-yard field goal
- BYU – Chronister 10-yard pass McMahon (Johnson kick)
- BYU – McMahon 2-yard run (Johnson kick)
- NAVY – Tolbert 4-yard run (Tata kick)
- NAVY – Tata 28-yard field goal
- NAVY – McConkey 65-yard pass from Leszczynski (Tata kick)
- NAVY – Tata 27-yard field goal

GAME SUMMARY:

The inaugural Holiday Bowl pitted two teams with local drawing power, the Naval Academy and Brigham Young University. Despite chilly temperatures, the two teams engaged in a hard-hitting battle. Defense dominated the first two quarters. Brent Johnson put the Cougars on the scoreboard first with a 33-yard field goal with 8:26 left in the first quarter. Navy's Bob Tata boomed a 40-yard field goal to tie the score at 3-3. Jim McMahon sent the Cougars ahead with a 10-yard pass to Mike Chronister, but Johnson missed the PAT. McMahon ran another in from two yards out in the third period for a 16-3 BYU lead. Navy cut the lead to 16-10 after three quarters and then tied the game on two field goals in the fourth quarter, but it was a 65-yard pass to Phil McConkey that did the Cougars in. Some 52,500 witnessed the game in person. McConkey was named Best Offensive Player and BYU's Tom Enlow won Best Defensive Player honors. Navy finished the year at 9-3, BYU at 9-4.

1976 TANGERINE BOWL

#14 OSU	7	21	21	0	49
BYU	0	14	0	7	21

12.18.1976 • ORLANDO, FL • CITRUS BOWL • ATT: 37,812

TEAM STATISTICS	OKLA. ST.	BYU
Rushes-Yards	70-375	26-46
Passing Yards	27	209
Passes	2-10-0	23-34-4

SCORING:

- OSU – Dawson 36 pass interception (Daigle kick)
- BYU – Christensen 1-yard run (Taylor kick)
- OSU – Weatherbie 2-yard run (Daigle kick)
- OSU – Miller 3-yard run (Daigle kick)
- BYU – Thompson 27-yard pass from Nielson (Taylor kick)
- OSU – Miller 78-yard run (Daigle kick)
- BYU – Lowry 102-yard kickoff return (Taylor kick)
- OSU – R. Turner 1-yard run (kick failed)
- OSU – Miller 6-yard run (Lisle pass from Weatherbie)
- OSU – Miller 1-yard run (Daigle kick)

GAME SUMMARY:

Powerful Oklahoma State, sparked by All-American Terry Miller (173 yards rushing on 23 carries), used four pass interceptions and a fumble recovery to capture the 31st annual Tangerine Bowl. Defensively, the Cowboys yielded only 46 yards rushing. The Cougars, however, stayed close in the first half, which ended 28-14. Dave Lowry returned the second-half kickoff 102 yards (a Tangerine Bowl record) to move the Cougars to within seven at 28-21. From there, it was all Cowboys. Gifford Nielsen completed 23 of 34 passes for 209 yards and one touchdown, but the Cougars could only roll up 255 yards to Oklahoma State's 402. BYU entered the game with a 9-2 record, while Oklahoma State came in after tying for the Big 8 title. Later, the stadium was expanded and the name changed to the Florida Citrus Bowl.

1979 HOLIDAY BOWL

INDIANA	14	7	10	7	38
#9 BYU	14	3	17	3	37

12.21.1979 • SAN DIEGO, CA • SAN DIEGO STADIUM • ATT: 52,200

TEAM STATISTICS	INDIANA	BYU
Rushes-Yards	59-183	30-140
Passing Yards	171	380
Passes	11-30-1	28-43-3

SCORING:

- BYU – Lane 1-yard run (Johnson kick)
- IND – Stephenson 38-yard pass from Clifford (Kellog kick)
- IND – Clifford 1-yard run (Kellog kick)
- BYU – Wilson 3-yard run (Johnson kick)
- BYU – Johnson 40-yard field goal
- IND – Clifford 1-yard run (Kellog kick)
- BYU – Jones 13-yard pass from Wilson (Johnson kick)
- IND – Harkrader 1-yard run (Kellog kick)
- IND – Kellog 26-yard field goal
- BYU – Johnson 29-yard field goal
- BYU – Lane 15-yard pass from Wilson (Johnson kick)
- BYU – Johnson 28-yard field goal
- IND – Wilbur 62-yard punt return (Kellog kick)

GAME SUMMARY:

At 11-0, the Cougars were one of the few undefeated, untied teams in the nation and entered the bowl game ranked No. 9 national ranking in the UPI and AP polls. The opportunistic Hoosiers played the Cougars tough, holding a 21-17 lead at the half. BYU jumped ahead in the third quarter, 24-21, on a 13-yard pass from All-American Marc Wilson to Homer Jones. After a back and forth third quarter, Indiana's Tim Wilbur returned a punt 62 yards to give the Hoosiers the lead 38-37 midway through the fourth. With 2:06 remaining in the game, BYU moved the ball 69 yards to the Indiana 10. Then, with 11 seconds left, Brent Johnson missed a 27-yard field goal that would have won the game. Wilson was voted the MVP on offense (28 of 43 for 380 yards) Clay Brown caught nine passes for 142 yards.

1980 HOLIDAY BOWL

#14 BYU 7 6 6 27 46
#19 SMU 19 10 9 7 45

12.19.1980 • SAN DIEGO, CA • JACK MURPHY STADIUM • ATT: 50,200

TEAM STATISTICS

	SMU	BYU
Rushes-Yards	66-393	24-(-2)
Passing Yards	53	446
Passes	6-11-0	32-49-1

SCORING:

SMU – Dickerson 15-yard run (Garcia kick)
 SMU – James 45-yard run (Garcia kick)
 SMU – Safety
 SMU – Garcia 42-yard field goal
 BYU – Brown 64-yard pass from McMahon (Gunther kick)
 SMU – James 3-yard pass from McIlhenny (Garcia kick)
 SMU – Garcia 44-yard field goal
 BYU – Sikahema 83-yard punt return (pass failed)
 SMU – Dickerson 1-yard run (pass failed)
 BYU – Brown 13-yard pass from McMahon (pass failed)
 SMU – Garcia 42-yard field goal
 BYU – Phillips 1-yard run (pass failed)
 SMU – James 42-yard run (Garcia kick)
 BYU – Braga 15-yard pass from McMahon (Pass failed)
 BYU – Phillips 1-yard run (pass to Phillips)
 BYU – Brown 41-yard pass from McMahon (Gunther kick)

GAME SUMMARY:

One observer said the 1980 Holiday Bowl was actually two ball games--a contest which lasted most of four quarters and another of four minutes duration. SMU controlled the "first game," leaving the Cougars behind 20 points with only minutes remaining. Unfortunately, many fans either turned off their TV sets or left the stadium in San Diego before the "second game" began. In the final four minutes, BYU surged to a stunning 46-45 win. For 56 minutes the Mustangs taught the Cougars a lesson in running the football. The Mustangs' two great running backs, Craig James and Eric Dickerson, rushed for a combined total of 335 yards. With 4:07 remaining in the game, SMU scored to go ahead, 45-25. From there the Cougars connected on a TD pass, recovered an on-side kick, scored on a one-yard run by Scott Phillips and blocked a punt. Finally, with three seconds left on the clock, Jim McMahon connected on a "Hail Mary" pass of 41 yards to Clay Brown. With the score tied, Kurt Gunther kicked the extra point to send BYU fans streaming onto the field. McMahon was 32 of 49 passes for 446 yards. It may have been the most exciting bowl game ever, with the Cougars getting 21 points in the final 2:33. Ironically, four passes on conversion attempts had failed before McMahon hit Phillips after the next-to-last touchdown to cut a 45-31 deficit to 45-39 and put the Cougars in a position to win the game with one more score. The 50-yard drive was set up when Todd Shell recovered a Brent Johnson on-side-kick at midfield. SMU got the ball back with 1:57 but had to punt. The kick was blocked by defensive back Bill Schoepflin and recovered by the SMU punter, Eric Kaifes, with 13 seconds left. McMahon threw one incomplete pass intended for Brown and another for Lloyd Jones before unleashing the famous pass to Brown in the end zone with no time left on the clock.



Jim McMahon connected with Clay Brown on a 41-yard TD pass with three seconds left on the clock to complete one of the greatest comebacks in NCAA bowl history as BYU defeated SMU 46-45 in the 1980 Holiday Bowl.

1981 HOLIDAY BOWL

#14 BYU 7 17 7 7 38
WASHINGTON ST. 0 7 21 8 36

12.18.1981 • SAN DIEGO, CA • JACK MURPHY STADIUM • ATT: 52,419

TEAM STATISTICS

	WASH ST.	BYU
Rushes-Yards	53-245	32-69
Passing Yards	106	368
Passes	8-25-2	28-44-0

SCORING:

BYU – Plater 35-yd pass fr. McMahon (Gunther kick)
 BYU – Hudson 7-yd pass fr. McMahon (Gunther kick)
 WSU – Turner 2-yd run (Leland kick)
 BYU – Gunther 20-yd field goal
 BYU – Hamilton 1-yd run (Gunther kick)
 BYU – Holmoe 35-yd interception return (Gunther kick)
 WSU – Lavomme 18-yd run (Beech pass)
 WSU – Williams 5-yd run (pass failed)
 WSU – Turner 13-yd run (Leland kick)
 BYU – Pettis 11-yd pass fr. McMahon (Gunther kick)
 WSU – Martin 1-yd run (Turner run)

GAME SUMMARY:

BYU held a 24-7 lead at halftime, then pushed the score to 31-7 when Tom Holmoe intercepted a pass and returned it 35 yards to give the WAC champions a comfortable edge. With 59 seconds left in the third quarter, Washington State scored to make it 31-28. But Jim McMahon took over moving BYU 82 yards for a score to stretch the lead to 38-28. McMahon was 27 of 43 with no interceptions and three touchdowns. Tight end Gordon Hudson collected seven catches for 126 yards and a touchdown. Dan Plater also caught a touchdown pass and Waymon Hamilton scored on the ground. Washington State quarterbacks Clete Casper and Ricky Turner completed only eight passes for 106 yards but Turner had 82 yards rushing while Don LaBomme had 79.

1982 HOLIDAY BOWL

#17 OHIO ST 3 14 17 13 47
BYU 0 10 0 7 17

12.17.1982 • SAN DIEGO, CA • JACK MURPHY STADIUM • ATT: 52,533

TEAM STATISTICS

	OHIO STATE	BYU
Rushes-Yards	66-329	18-60
Passing Yards	132	352
Passes	11-19-0	28-46-1

SCORING:

OSU – Spangler 47-yard field goal
 BYU – Balholm 7-yard pass from Young (Gunther kick)
 OSU – Spencer 61-yard run (Spangler kick)
 OSU – Tomzak 3-yard run (Spangler kick)
 BYU – Gunther 39-yard field goal
 OSU – Broadnax 1-yard run (Spangler kick)
 OSU – Spencer 18-yard run (Spangler kick)
 OSU – Spangler 37-yard field goal
 OSU – Gayle 1-yard run (Spangler kick)
 BYU – Hudson 13-yard pass from Young (Gunther kick)
 OSU – Gayle 5-yard run (kick failed)

GAME SUMMARY:

The Cougars had their two-game Holiday Bowl win streak snapped by Ohio State, 47-17. BYU's bubble burst at the outset of the third quarter, when the Buckeyes reeled off 17 unanswered points. Tim Spencer blew through the Cougar defense for 167 yards, including a record-setting 61-yard touchdown run in the second quarter that put Ohio State up, 10-7. Steve Young completed 27 of 45 passes for 341 yards. The Cougars turned the ball over three times inside the 30 and saw the Buckeyes convert each turnover into a score. The Cougars took the lead early in the second quarter with a seven-yard strike to Neil Balholm. But Spencer's long gallop and a blocked punt put the Buckeyes up, 17-10, at halftime. Big fullback Vaughn Broadnax scored on the opening drive of the second half, and on the next play, Young was intercepted and Spencer ran 18 yards to put Ohio State in control for good. BYU's only other score came midway through the fourth quarter when Gordon Hudson caught a 13-yard pass. Ten different Cougars caught passes, led by Hudson with seven receptions for 81 yards and Balholm with 58 yards receiving.

1983 HOLIDAY BOWL

#9 BYU	0	7	7	7	21
MISSOURI	7	3	0	7	17

12.23.1983 • SAN DIEGO, CA • JACK MURPHY STADIUM • ATT: 51,480

TEAM STATISTICS

	MISSOURI	BYU
Rushes-Yards	64-252	25-42
Passing Yards	86	328
Passes	7-16-2	25-37-3

SCORING:

- MO – Drain 2-yard run (Burditt kick)
- BYU – Young 10-yard run (Johnson kick)
- MO – Burditt 37-yard field goal
- BYU – Stinnett 33-yard pass from Young (Johnson kick)
- MO – Drain 2-yard run (Bruditt kick)
- BYU – Young 14-yard pass from Stinnett (Johnson kick)

GAME SUMMARY:

Yet another chapter was added to the saga of impossible, thrilling Holiday Bowl finishes when BYU defeated Missouri, 21-17. The game was billed as a classic matchup between Missouri's stubborn defense and BYU's explosive offense, led by quarterback Steve Young. Missouri held BYU to just 167 yards and seven points in the first half, while BYU's defense allowed the Tigers only 157 yards and 10 points. Missouri got its first-half points on a two-yard run by Eric Drain and a 37-yard field goal by Brad Burditt. BYU's touchdown came on a 10-yard quarterback draw by Young. In the second half, Young hit Eddie Stinnett with a 33-yard touchdown pass. Missouri came right back with another two-yard plunge by Drain. A valiant goal-line stand by BYU gave the Cougars the ball on the six-yard-line with 3:57 left in the game. Led by Young, the Cougars moved down the field to the Missouri 15 with under a minute to play. On first-and-10 at the Tigers' 15, Young handed to Stinnett, who faked a sweep right and threw back across the field to Young. The Stinnett pass barely cleared the outstretched hands of Missouri's Bobby Bell allowing Young to gather it in and scramble 15 yards to the end zone. The PAT gave BYU a 21-17 lead with 23 seconds left. Kyle Morrell intercepted a Missouri desperation pass at the BYU two-yard line and returned it to the 17 to seal the win.

1985 CITRUS BOWL

#17 OHIO ST	0	3	7	0	10
#9 BYU	0	7	0	0	7

12.28.1985 • ORLANDO, FL • CITRUS BOWL • ATT: 50,920

TEAM STATISTICS

	OHIO STATE	BYU
Rushes-Yards	42-133	22-88
Passing Yards	196	261
Passes	19-36-0	26-50-4

SCORING:

- OSU – Spangler 47-yard field goal
- BYU – Miles 38 yard pass from Bosco (Webster kick)
- OSU – Kolic 14 pass interception (Spangler kick)

GAME SUMMARY:

In what promised to be an offensive showdown between pass-happy BYU (11-2) and rough and tumble Ohio State (8-3), two of the nation's top defenses took center stage. In fact, the game's only touchdowns were produced by a noseguard on an interception and a reserve wide receiver on a broken play. Buckeye kicker Rich Spangler tallied the first points of the game with a 47-yard field goal early in the second quarter to give Ohio State a 3-0 lead. BYU attempted to answer with a long drive of its own, only to come away empty after Vai Sikahema fumbled on an apparent touchdown plunge. Before the first half ended, quarterback Robbie Bosco rolled left, whirled right and found wide receiver David Miles on a 38-yard strike to give the Cougars a 7-3 halftime lead. In the second half, Ohio State noseguard Larry Kolic intercepted Bosco and took it in for a touchdown to give the Buckeyes a 10-7 lead. Leon White and Kyle Whittingham recovered fumbles but Kolic got another interception and Terry White intercepted two in the end zone to stop BYU threats—one with 3:38 to play and again with three seconds left. Ohio State was the benefactor of six Cougar turnovers, and the Buckeyes went home the victor. Mark Bellini had 89 yards receiving while Lakei Heimuli added 10 receptions for 77 yards.

1984 HOLIDAY BOWL

MICHIGAN	0	7	7	3	17
#1 BYU	0	10	0	14	24

12.21.1984 • SAN DIEGO, CA • JACK MURPHY STADIUM • ATT: 61,243

TEAM STATISTICS

	MICHIGAN	BYU
Rushes-Yards	49-120	27-112
Passing Yards	82	371
Passes	7-15-1	35-49-3

SCORING:

- BYU – Smith 5-yard run (Johnson kick)
- UM – Rogers 5-yard run (Bergeron kick)
- BYU – Johnson 31-yard field goal
- UM – Perryman 10-yard pass from Zurbrugg (Bergeron kick)
- UM – Bergeron 32-yard field goal
- BYU – Kozlowski 7-yard pass from Bosco (Johnson kick)
- BYU – Smith 13-yard pass from Bosco (Johnson kick)

GAME SUMMARY:

Holiday Bowl VII lived up to all the glamour and excitement of the previous six bowls, plus it had a new dimension--national championship luster--thanks to BYU's undefeated, untied season and No. 1 ranking. The 24-17 Cougar victory marked the first time in years that a non-New Year's Day bowl game determined the national championship. The contest was played in typical Holiday Bowl fashion. After a scoreless first quarter in which Cougar quarterback Robbie Bosco was forced to the sideline with an injured knee and ankle, the game began to develop drama. BYU scored first with 8:37 left in the first half on a five-yard run by Kelly Smith. The touchdown was set up when a limping Bosco returned to the lineup and engineered an 80-yard drive. The Wolverines responded by putting together an 80-yard scoring drive of their own, culminating on Rick Rogers' five-yard touchdown run up the middle. The PAT tied the score at seven. The tie was short-lived however, as a 31-yard field goal by Lee Johnson with time running out in the first half gave BYU a 10-7 lead at the break. Midway through the third period, Michigan went on top for the first time at 14-10 on a 10-yard scoring strike from Bob Zurbrugg to Bob Perryman. The Wolverines added to their lead when Bob Bergeron nailed a 32-yard field goal to make the Michigan lead 17-10 with 14:14 to play. The Cougar offense then produced an 80-yard drive that culminated with a seven-yard Bosco-to-Glen Kozlowski touchdown pass to tie the game at 17 with 10:51 to go. Bosco's 13-yard scoring toss to Smith with 1:23 remaining made it 24-17. Two plays later Marv Allen intercepted a pass to clinch a 13-0 season and the 1984 national championship. David Mills finished with 11 catches for 103 yards receiving and Smith had 10 for 88. Lakei Heimuli led BYU with 82 yards rushing while Bob Perryman had 110 for Michigan.



LaVell Edwards addresses the media following the Cougars 24-17 victory over Michigan in the 1984 Holiday Bowl. The win clinched BYU's first-ever perfect season at 13-0 and extended its consecutive-game winning streak to 24-straight. A few weeks later BYU would be crowned national champions and Edwards named national coach of the year.

1986 FREEDOM BOWL

#15 UCLA	7	0	17	7	31
BYU	3	0	0	7	10

12.30.1986 • ANAHEIM, CA • ANAHEIM STADIUM • ATT: 55,422

TEAM STATISTICS

	UCLA	BYU
Rushes-Yards	49-423	43-73
Passing Yards	95	221
Passes	8-21-1	25-43-3

SCORING:

- BYU – Chitty 32-yard field goal
- UCLA – Green 3-yard run (Franeý kick)
- UCLA – Green 1-yard run (Franeý kick)
- UCLA – Franeý 49-yard field goal
- UCLA – Green 79-yard run (Franeý kick)
- UCLA – Dorrell 13-yard pass from Green (Franeý kick)
- BYU – Hansen 3-yard run (Chitty kick)

GAME SUMMARY:

Although BYU failed to win the WAC title, the Cougars kept alive an impressive streak of nine bowl appearances in a row by being invited to the third annual Freedom Bowl. There they met familiar foe UCLA. The two teams had met in 1985 when the Bruins came from behind to win a tough game in Provo, 27-24. The Freedom Bowl, however, proved different as UCLA outstanding running back Gaston Green broke open a close game in the third quarter and the Bruins went on to win 31-10. Green finished with 266 yards on 33 carries. The first half was all defense as the two teams punted nine times in the first 30 minutes. BYU struck first when linebacker Andy Katoa recovered a UCLA fumble at the Bruin 47 and Leonard Chitty put the Cougars ahead 3-0 with a 32-yard field goal. UCLA stormed ahead to stay with a 71-yard touchdown drive highlighted by a 49-yard run on a reverse by Bruin receiver Karl Dorrell. From then on, it was UCLA most of the way. Cougar quarterbacks Bob Jensen and Mike Young managed to pass for over 200 yards, but UCLA and Green did most of the damage. Costly injuries to standouts Mark Bellini and Katoa hindered the Cougar effort, but Outland Trophy winner Jason Buck turned in another strong effort.

1988 FREEDOM BOWL

BYU	7	0	7	6	20
COLORADO	7	7	0	3	17

12.29.1988 • ANAHEIM, CA • ANAHEIM STADIUM • ATT:35,941

TEAM STATISTICS

	COLORADO	BYU
Rushes-Yards	60-273	42-152
Passing Yards	64	168
Passes	5-16-2	15-27-1

SCORING:

- COL – Bieniemy 1-yard run (Blottiaux kick)
- BYU – Salido 19-yard pass from Covey (Chaffetz kick)
- COL – Bieniemy 1-yard run (Blottiaux kick)
- BYU – Cutler 14-yard pass from Detmer (Chaffetz kick)
- COL – Blottiaux 19-yard field goal
- BYU – Chaffetz 31-yard field goal
- BYU – Chaffetz 35-yard field goal

GAME SUMMARY:

A star was born in the fifth annual Freedom Bowl when Ty Detmer came off the bench to earn MVP honors while leading the Cougars to an upset victory over Colorado. Cool weather didn't hamper diminutive Eric Bieniemy, who rushed 33 times for 144 yards and two touchdowns. But his heroics couldn't offset Detmer's 11 for 17 and 129 yards in the second half. Scott Peterson made an interception to set up the game-winning field goal. It was an exciting contest for the 35,941 fans (49,694 tickets were sold) in attendance. A fumble at midfield led to the Buffaloes' first score, before Sean Covey found Mike Salido to tie the score. An interception in the end zone stopped a BYU drive early in the second quarter as the Cougars trailed at the half, 14-7. A Detmer to Chuck Cutler pass tied the game in the third quarter but Colorado took a 17-14 lead early in the final quarter. BYU then moved from its own four to the Buffalo 14 and tied the game with 4:11 left on a 31-yarder by Chaffetz. Three plays later, Peterson's interception and a 15-yard penalty put the ball at the Colorado 32. With 2:33 left, Chaffetz booted a 35-yarder for the victory. Halfback Matt Bellini carried eight times for 78 yards and caught four passes for 41 yards.

1987 ALL-AMERICAN BOWL

VIRGINIA	7	7	7	0	22
BYU	3	0	6	7	16

12.22.1987 • BIRMINGHAM, AL • LEGION FIELD • ATT: 37,000

TEAM STATISTICS

	VIRGINIA	BYU
Rushes-Yards	3-187	26-95
Passing Yards	162	394
Passes	10-19-2	37-61-1

SCORING:

- BYU – Chitty 20-yard field goal
- UVA – Secules 2-yd run (Inderlied kick)
- UVA – Morgan 25-yd run (Inderlied kick)
- BYU – Whittingham 8-yd run (pass failed)
- UVA – Ford 22-yd pass from Secules (Wilson pass)
- BYU – Whittingham 1-yd pass from Covey (Chitty kick)

GAME SUMMARY:

The Cougars' 10th-consecutive bowl appearance included several records, but BYU lost 22-16 in its first-ever meeting with Virginia. Sean Covey attempted 61 passes, David Miles had 188 yards in receptions and Pat Thompson only punted once, but BYU fell short. Chitty, who set a season best for field goals (18) and consecutive PATs (29), missed from 51 and 47 yards as Virginia took a 14-3 lead into the intermission. BYU got to the Virginia two-yard-line midway through the third quarter only to have a fourth-down pass tipped away. Later, Freddie Whittingham scampered eight yards to cut the lead to 14-9 at the end of the third quarter. Virginia then went on a 76-yard drive to go ahead 22-9 with 11 minutes left. BYU answered with a one-yard TD pass to Whittingham with seven minutes remaining, but that was as close as the Cougars would get.

1989 HOLIDAY BOWL

#18 PENN ST.	3	9	17	21	50
#19 BYU	3	10	13	13	39

12.29.1989 • SAN DIEGO, CA • JACK MURPHY STADIUM • ATT: 61,113

TEAM STATISTICS

	PENN STATE	BYU
Rushes-Yards	54-249	23-75
Passing Yards	215	576
Passes	11-21-14	2-59-2

SCORING:

- PSU – Tarasi 30-yard field goal
- BYU – Chaffetz 20-yard field goal
- PSU – Smith 24-yard pass from Sacca (kick failed)
- BYU – Detmer 1-yard run (Chaffetz kick)
- PSU – Tarasi 36-yard field goal
- BYU – Chaffetz 22-yard field goal
- PSU – Tarasi 51-yard field goal
- PSU – Thompson 16-yard run (Tarasi kick)
- BYU – Detmer 1-yard run (kick failed)
- PSU – Thompson 14-yard run (Tarasi kick)
- BYU – Boyce 12-yard pass from Detmer (Chaffetz kick)
- PSU – Thomas 7-yard run (run failed)
- PSU – Daniels 52-yard pass from Sacca (pass failed)
- BYU – Whittingham 10-yard run (Chaffetz kick)
- BYU – Nyberg 3-yard pass from Detmer (pass failed)
- PSU – Collins 2-point conversion interception return
- PSU – Brown 53 fumble return (kick)

GAME SUMMARY:

Two unusual plays late in the game kept BYU from downing Penn State and offset 576 yards passing by Ty Detmer—the highest total ever in a bowl game. BYU trailed 41-26 with nine and a half minutes remaining and scored twice to cut the lead to 41-39 with 2:30 to play. The two-point conversion try to tie the game was intercepted in the end zone by Penn State linebacker Andre Collins and returned 102 yards for two points. Down 43-39, the Cougars forced the Lions to punt, giving BYU the ball on its own 12 with two minutes left. Passes to Brent Nyberg, Matt Bellini, Chris Smith and Andy Boyce moved the ball to the Penn State 38 with a minute left to play. Then, Penn State safety Gary Brown stripped the ball from Detmer at the Penn State 47 and raced 53 yards for the score. BYU finished the season ranked 18th in the UPI poll and 22nd in the others.

1990 HOLIDAY BOWL

TEXAS A&M	14	23	7	21	65
#13 BYU	7	0	7	0	14

12.29.1990 • SAN DIEGO, CA • JACK MURPHY STADIUM • ATT: 61,441

TEAM STATISTICS

	OKLA. ST.	BYU
Rushes-Yards	64-356	21-(-12)
Passing Yards	324	197
Passes	16-18-0	15-32-1

SCORING:

TAM – R. Wilson 1-yard run (Talbot kick)
 BYU – C. Smith 8-yard pass from Detmer (kick)
 TAM – D. Lewis 6-yard run (Talbot kick)
 TAM – Richardson 6-yard run (kick)
 TAM – Safety
 TAM – Richardson 22 pass from D. Lewis (kick)
 TAM – Garrett 6-yard pass from Richardson (Talbot kick)
 BYU – Clark 1-yard pass from Evans (kick)
 TAM – Richardson 27-yard run (kick)
 TAM – D. Lewis 3-yard run (Talbot kick)
 TAM – Paterson 14-yard pass from Pavlas (kick)
 TAM – Krahl 9-yard pass from Pavlas (Talbot kick)

GAME SUMMARY:

The Cougars entered the game beat up. Defensive backs Tony Crutchfield and Norm Dixon weren't able to suit up and Heisman Trophy winner Ty Detmer was playing with a slight separation in his non-throwing shoulder. The second-largest Holiday Bowl crowd ever (61,441) watched the Aggies march 80 yards in 13 plays to take a 7-0 lead. The Cougars tied the score on an eight-yard Detmer-to-Chris Smith touchdown pass, but after that, the game was all Texas A&M. The Aggies went on to score 23 points in the second quarter en route to a 37-7 halftime lead. With the game out of hand, the big story was William Thomas' crunching sack that separated Detmer's throwing shoulder and put him out of the game early in the third quarter. The Aggies continued to dominate by racking up nearly 200 yards rushing in the second half. Texas A&M's Richardson would go on to be named Offensive Player of the Game by piling up 344 yards in total offense. Thomas was named the top defensive player. BYU finished the season ranked 17th by UPI, 20th by CNN/USA Today and 22nd by AP. BYU had been as high as fourth prior to its first loss.

1991 HOLIDAY BOWL

BYU	0	6	0	7	13
#7 IOWA	6	7	0	0	13

12.30.1991 • SAN DIEGO, CA • JACK MURPHY STADIUM • ATT: 60,646

TEAM STATISTICS

	IOWA	BYU
Rushes-Yards	33-125	33-80
Passing Yards	221	350
Passes	19-28-1	29-44-1

SCORING:

Iowa – Saunders 13-yard run (kick failed)
 Iowa – Saunders 5-yard run (Skillet kick)
 BYU – Tuipulotu 9-yard pass from Detmer (kick failed)
 BYU – Anderson 26-yard pass from Detmer (kick)

GAME SUMMARY:

Ty Detmer turned in another great performance in his last appearance as a Cougar, passing for 350 yards and two touchdowns against a team that led the Big 10 in defense and sacks. Quarterback Matt Rodgers led 7th ranked Iowa on a 74-yard scoring march on the game's opening drive. The Hawkeyes also scored on another long drive in the second quarter. Down 13-0, BYU finally got things rolling when Detmer found fullback Peter Tuipulotu for a touchdown. The PAT failed and the halftime score was 13-6. BYU opened the fourth with an 87-yard drive that culminated with a Detmer-to-Tyler Anderson touchdown from 29 yards out. Earl Kauffman connected on the PAT to tie the score at 13. Each team threatened to score late in the fourth quarter. Iowa missed a 40-yard field goal with 4:19 left. On the game's final drive the Cougars moved inside the Iowa 20 with 33 seconds left to play, but Detmer's pass to tight end Byron Rex was tipped and picked off by Hawkeye safety Carlos James in the end zone to preserve the tie. BYU finished the season ranked 23rd in the AP and CNN/USA Today polls. Iowa was 10th in both polls.

1992 ALOHA BOWL

KANSAS	9	3	0	11	23
BYU	7	7	6	0	20

12.25.1992 • HONOLULU, HI • ALOHA STADIUM • ATT: 42,933

TEAM STATISTICS

	KANSAS	BYU
Rushes-Yards	49-172	32-142
Passing Yards	200	262
Passes	12-24-0	15-31-1

SCORING:

BYU – Heimuli 94-yard kickoff return (Lauder kick)
 KU – Harris 74-yard pass from Gay (Eichloff kick)
 KU – Safety, Stubblefield
 BYU – Willis 29-yard run (Lauder kick)
 KU – Eichloff 42-yard field goal
 BYU – Sterling 10-yard pass from Young (pass failed)
 KU – Hilleary 1-yard run (Hilleary run)
 KU – Eichloff 48-yard field goal

GAME SUMMARY:

Kansas kicker Dan Eichloff booted a 48-yard field goal with 2:57 left to play, giving the Jayhawks a victory over BYU, the WAC tri-champion. Tom Young, who completed 15 of 31 passes for 262 yards in his first varsity start, was named Most Valuable Player for BYU. Tackle Dana Stubblefield, who had three of the six sacks on Young, won the honor for Kansas. The Cougars took an early lead when Hema Heimuli took the opening kickoff 94 yards for a score. Kansas tied the game two plays later when wide receiver Matt Gay threw a 74-yard touchdown pass to tight end Rodney Harris. BYU took a 14-9 lead in the second quarter when Jamal Willis ran 29 yards for a score. Eichloff then cut the halftime score to 14-12 with a 42-yard field goal. But the kicking game would prove the downfall as the Cougars missed a 36-yard field goal in the first quarter as well as a 31-yarder and mis-played an extra point attempt in the third quarter. Young threw 10 yards to Otis Sterling for the only score of the third quarter. Kansas quarterback Chip Hilleary then tied the game by directing a 75-yard drive in a minute and a half, scoring the touchdown and then running for a two-point conversion.

1993 HOLIDAY BOWL

OHIO STATE	14	7	7	0	28
BYU	7	14	0	0	21

12.30.1993 • SAN DIEGO, CA • JACK MURPHY STADIUM • ATT: 52,108

TEAM STATISTICS

	OHIO STATE	BYU
Rushes-Yards	56-330	26-50
Passing Yards	61	389
Passes	6-13-0	25-44-1

SCORING:

OSU – Patillo 4-yard punt return
 BYU – Willis 27-yard pass from Walsh (Herrick kick)
 OSU – Harris 2-yard run (Williams kick)
 OSU – Harris 2-yard run (Williams kick)
 BYU – Lewis 8-yard pass from Walsh (Herrick kick)
 BYU – Doman 27-yard pass from Walsh (Herrick kick)
 OSU – Harris 1-yard run (Williams kick)

GAME SUMMARY:

BYU had four downs and 32 seconds to tie or win the game from the OSU six-yard line, but four-straight John Walsh passes into the end zone fell to the ground and OSU slipped away with the win. BYU got to the Ohio State six, 14 and 22-yard lines in the second half without scoring. Meanwhile, Raymont Harris, OSU's senior halfback, battered the BYU defense all night long, scoring three touchdowns on his way to a record 235 yards rushing. Despite Harris' rushing, the Cougars managed to go into the halftime break tied at 21. Chad Lewis made a spectacular one-handed touchdown grab in the corner of the end zone to bail the Cougars out of a fourth-and-eight situation. After Harris' short touchdown run late in the third, BYU and OSU traded possessions until late into the fourth quarter. After forcing a rare Buckeye punt, BYU got the ball back on its own 42 with 43 seconds left. On first down, Walsh hooked up with senior co-captain Eric Drage who ran away from Buckeye defenders and advanced the ball 52 yards to the OSU six-yard line. Walsh had 389 yards and fullback Kalin Hall rushed for 42 yards on 11 carries. Tyler Anderson returned five kicks for 145 yards, including an exciting 45-yarder. Harris and Walsh shared MVP honors.

1994 COPPER BOWL

BYU	7	10	7	7	31
OKLAHOMA	0	0	0	6	6

12.29.1994 • TUCSON, AZ • SUN DEVIL STADIUM • ATT: 45,122

TEAM STATISTICS	OKLAHOMA	BYU
Rushes-Yards	33-72	33-71
Passing Yards	163	485
Passes	13-30-1	32-46-0

SCORING:

BYU – Doman 7-yard pass from Walsh (Lauder kick)
 BYU – Lauder 22-yard field goal
 BYU – Johnston 25-yard pass from Walsh (Lauder kick)
 BYU – Johnston 4-yard pass from Walsh (Lauder kick)
 OK – Moore 2-yard run (Kick failed)
 BYU – Doman 28-yard pass from Walsh (Lauder kick)

GAME SUMMARY:

BYU fans celebrated the New Year early as the Cougars dominated Oklahoma and ended its five-year winning drought in bowl games. Quarterback John Walsh and the offense clicked on all cylinders and the Cougars' defense was dominating throughout the ESPN telecast. Walsh threw a seven-yard TD pass to Bryce Doman in the first quarter and had a 25-yard pass to Mike Johnston in the second quarter. A four-yard scoring pass to Johnston in the third quarter and a 28-yard touchdown pass to Doman in the fourth quarter vaulted Walsh's stats to 454 yards and four touchdowns on 31 of 45 passes with no interceptions against the Sooner defense which had held national champion Nebraska to 13 points. BYU's defense was dominating as it held Oklahoma to just 72 yards rushing and 163 yards passing—most of those in the last quarter. The Sooners did not cross midfield until their ninth possession on the second-to-last play of the third quarter. Jamal Willis caught seven passes for 103 yards and was chosen Offensive Player of the Game. Walsh was named MVP in what would be his final game at BYU. BYU finished 10th in the CNN/USA Today poll and 18th in the Associated Press poll.

1998 LIBERTY BOWL

BYU	6	0	0	21	27
TULANE	10	10	14	7	41

12.21.1998 • MEMPHIS, TN • LIBERTY BOWL MEMORIAL STADIUM • ATT: 52,192

TEAM STATISTICS	TULANE	BYU
Rushes-Yards	41-252	25-54
Passing Yards	276	267
Passes	23-38-0	27-44-1

SCORING:

BYU – Horton 11-yard pass from Feterik (kick failed)
 TUL – Palazzo 31-yard field goal
 TUL – Jordan 79-yard interception return (Palazzo kick)
 TUL – King 3-yard run (Palazzo kick)
 TUL – Palazzo 23-yard field goal
 TUL – Cook 60-yard pass from King (Palazzo kick)
 TUL – Dartez 13-yard pass from King (Palazzo kick)
 BYU – Cupp 3-yard run (Pochman kick)
 TUL – Converse 5-yard run (Palazzo kick)
 BYU – Cupp 18-yard pass from Feterik (Pochman kick)
 BYU – Mahe 3-yard run (Pochman kick)

GAME SUMMARY:

In BYU's first ever appearance at the Liberty Bowl, the Cougars ran into 10th-ranked Tulane that entered the New Year's Eve game with a perfect season record. The Cougars struck first on an 11-yard pass from Kevin Feterik to receiver Ben Horton. Tulane would score 20 unanswered points in the first half. With just 41 seconds remaining in the half, BYU looked to put an end to the Green Wave momentum, but came up short as Feterik was sacked by Phil Henderson for a 10-yard loss to end the half. Things didn't get much better for the Cougars in the second half, as Tulane scored its third touchdown of the game on the opening drive of the half. On its next possession, the Green Wave would strike again on a 13-yard pass from King to Jamaican Dartez to give Tulane a 34-6 lead with just over seven minutes remaining in the third quarter. On its first drive of the final period, BYU scored for the first time since the 8:49 mark in the first half on an Aaron Cupp three-yard run. Trailing by 28 midway through the fourth quarter, BYU finally crossed the Tulane 20-yard line for the first time since the first half and went on to score 14 unanswered points before time expired.

1996 COTTON BOWL

#5 BYU	5	0	0	14	19
#14 KANSAS ST.	0	8	7	0	15

1.1.1997 • DALLAS, TX • COTTON BOWL • ATT: 71,928

TEAM STATISTICS	PENN STATE	BYU
Rushes-Yards	32-41	36-59
Passing Yards	233	291
Passes	14-28-2	21-36-1

SCORING:

BYU – Muirbrook safety
 BYU – Pochman 39-yard field goal
 KSU – Anderson 41-yard pass from Kavanagh (Lawrence run)
 KSU – Lockett 72-yard pass from Kavanagh (Rheem kick)
 BYU – Dye 32-yard pass from Sarkisian (Pochman kick)
 BYU – Kealaluhi 28-yard pass from Sarkisian (Pochman kick)

GAME SUMMARY:

BYU assumed the nation's longest winning streak with a come-from-behind 19-15 victory in the 61st annual Cotton Bowl. It was the first New Year's Day appearance for both 14th-ranked Kansas State and fifth-ranked BYU. More than 40,000 purple clad Kansas State supporters outnumbered the 15,000 Cougar patrons as 71,928 fans filled the Cotton Bowl. BYU got on the board first with a safety, then turned the ensuing punt into a field goal to lead 5-0 in the first quarter. The safety came when linebacker Shay Muirbrook, the game's defensive MVP, collected one of his six sacks. Kansas State took a half-time lead with a 41-yard "Hail Mary" pass and a successful two-point conversion with no time left on the clock. The Wildcats increased the lead to 15-5 in the third quarter when offensive co-MVP Kevin Lockett caught a 72-yard TD. Fueled by consecutive controversial interference no-calls, quarterback Steve Sarkisian engineered two fourth-quarter drives capped by touchdown passes of 32 yards to James Dye and 28 yards to K.O. Kealaluhi. Sarkisian, an offensive co-MVP, completed 21 passes to tie a Cotton Bowl record held by Roger Staubach of Navy. KSU drove the length of the field before Cougar cornerback Omar Morgan intercepted a Wildcat slant pass at the 12 yard line to secure the game.

1999 MOTOR CITY BOWL

BYU	3	0	0	0	3
MARSHALL	0	7	7	7	21

12.27.1999 • DETROIT, MI • PONTIAC SILVERDOME • ATT: 52,449

TEAM STATISTICS	MARSHALL	BYU
Rushes-Yards	31-147	30-(-16)
Passing Yards	207	220
Passes	17-28-1	16-29-2

SCORING:

BYU – Pochman 28-yard field goal
 MU – Chapman 30-yard pass
 Pennington (Malashevich kick)
 MU – Chapman 87-yard run (Malashevich kick)
 MU – Chapman 1-yard run (Malashevich kick)

GAME SUMMARY:

The Cougars scored first on a field goal by Owen Pochman with 1:58 remaining in the first quarter. That score was set up by a pair of 20-plus yard receptions by Donny Atuaia and Jonathan Pittman. In the second quarter, Marshall drove the ball down to the BYU five-yard line, but failed to convert as a 22-yard field goal attempt by Billy Malashevich missed wide to the right. On the Herd's next possession, Chad Pennington put Marshall on the board with a 30-yard touchdown pass to Doug Chapman. On BYU's ensuing drive, Feterik connected with Margin Hooks for a 67-yard pass play that took the Cougars all the way to the nine-yard line. However, the Cougars couldn't capitalize inside the red zone and Feterik suffered a collarbone injury off a blindside corner blitz. Pochman, who had connected on 18 of 25 attempts in the regular season, missed wide left on his field goal attempt. Feterik attempted to play in the second half, but left the game midway in the third quarter when freshman Bret Engemann took the QB controls. Just before the end of the third quarter, Marshall struck a big play when Chapman rushed 87 yards for a touchdown. To cap off his MVP performance, Chapman scored Marshall's final touchdown. The Cougars missed a final chance to score when Brian Gray had a clear path to the end zone, but dropped the potential interception.

2001 LIBERTY BOWL

LOUISVILLE	7	7	7	7	28
BYU	0	7	3	0	10

12.31.2001 • MEMPHIS • LIBERTY BOWL MEMORIAL STADIUM • ATT: 58,968

TEAM STATISTICS

	LOUISVILLE	BYU
Rushes-Yards	37-58	32-84
Passing Yards	228	192
Passes	19-28-1	8-38-3

SCORING:

- LOU – Miller 1-yard run (Smith kick)
- BYU – Rykert 10-yard run (Payne kick)
- LOU – Mattingly 1-yard pass from Ragone (Smith kick)
- BYU – Payne 29-yard field goal
- LOU – Branch 34-yard pass from Ragone (Smith kick)
- LOU – Ghent 27-yard pass from Ragone (Smith kick)

GAME SUMMARY:

The champions of the MWC faced Louisville, the champions of Conference USA. The Cardinals, led by quarterback Dave Ragone, took an early lead, scoring on a one-yard dive by Henry Miller that was set up by Zek Parker's 70-yard return on the opening kickoff. Midway through the second quarter the Cougar offense came alive, driving to the Louisville 10-yard line. Quarterback Brandon Doman dropped back and rolled right as if to pass, then turned to his left and threw the ball to Dustin Rykert on a tackle-eligible play. All 6-foot-7, 305 pounds of offensive tackle outran the Cardinal defense to the corner and rumbled 10 yards to the end zone to tie the game 7-7. Louisville just managed to take a 14-7 lead into the break, scoring with only 14 seconds left. Louisville contained the Cougar attack for the remainder of the game while reaching the end zone two more times. Although Louisville went on to win 28-10, BYU's defense played one of its best games of the season, holding the Cardinals' high-powered offense to 228 yards passing and only 58 yards rushing.

2006 LAS VEGAS BOWL

BYU	0	17	7	14	38
OREGON	0	0	0	8	8

12.21.2006 • LAS VEGAS, NV • SAM BOYD STADIUM • ATT: 44,615

TEAM STATISTICS

	OREGON	BYU
Rushes-Yards	30-94	31-173
Passing Yards	166	375
Passes	16-34-2	28-47-2

SCORING:

- BYU – McLaughlin 24-yard field goal
- BYU – Brown 6-yard run (McLaughlin kick)
- BYU – Harline 41-yard pass from Beck (McLaughlin kick)
- BYU – Brown 4-yard run (kick)
- BYU – Beck 13-yard run (kick)
- ORE – Paysinger 47-yard pass from Dixon (2 pt.)
- BYU – Tonga 17-yard pass from Beck (McLaughlin kick)

GAME SUMMARY:

The 2006 BYU championship run ended with a Pioneer PureVision Las Vegas Bowl championship as the Cougars (11-2) dominated Oregon (7-6), 38-8, to finish the season with a 10-game winning streak in front of a Sam Boyd Stadium record crowd of 44,615. The Mountain West Conference champion BYU team set a school record for margin of victory in a bowl game, beating the Ducks by 30 points. Previously, the largest margin of victory for a BYU team in a bowl game was a 25-point defeat of Oklahoma in the 1994 Copper Bowl. BYU dominated all facets of the game, out-gaining Oregon 548 total yards to 260 total yards. BYU passed for 375 compared to Oregon's 166 and rushed for 173 compared to the Ducks 94. BYU seniors John Beck, Jonny Harline and Curtis Brown finished their careers in style. Beck completed 28 of 46 passes for 375 yards and two touchdowns. Harline, who was named Pioneer PureVision Las Vegas Bowl MVP, caught nine passes for a career-best – and Pioneer PureVision Las Vegas Bowl record – 181 yards and a touchdown. Brown had 17 carries for 120 yards and two touchdowns and also caught seven passes for 55 yards. Brown also became the first BYU runner to rush for over 1,000 yards in consecutive seasons. Beck and Brown became the first quarterback/running back combo to pass for 3,000 yards and rush for 1,000 in the same season twice.

2005 LAS VEGAS BOWL

CAL	7	14	14	0	35
BYU	0	14	0	14	28

12.22.2005 • LAS VEGAS, NV • SAM BOYD STADIUM • ATT: 40,054

TEAM STATISTICS

	CALIFORNIA	BYU
Rushes-Yards	43-241	27-94
Passing Yards	228	352
Passes	16-23-0	35-53-2

SCORING:

- CAL – Lynch 3-yard run (Scheider kick)
- BYU – C. Brown 19-yard pass from Beck (McLaughlin kick)
- CAL – Lynch 23-yard run (Scheider kick)
- BYU – Tahi 3-yard run (McLaughlin kick)
- CAL – Jackson 42-yard pass Levy (Scheider kick)
- CAL – Lynch 35-yard run (Scheider kick)
- CAL – Jackson 22-yard pass Levy (Scheider kick)
- BYU – Harline 14-yard pass from Beck (McLaughlin kick)
- BYU – Watkins 9-yard pass from Beck (McLaughlin kick)

GAME SUMMARY:

Trailing 35-14 in the fourth quarter, BYU stormed back with two touchdowns and had the ball with 2:20 remaining, but John Beck was intercepted after being hit while releasing the ball, ending the Cougars' comeback hopes. Beck had a record-setting performance, completing 35 of 53 attempts for 352 yards and three touchdowns. The completions, attempts and yards were all Las Vegas Bowl records. Nathan Meikle caught a game-high 12 passes for 95 yards. BYU fell behind 7-0 in the first quarter but scored early in the second when Beck found Curtis Brown for a 19-yard touchdown pass. A Cal score followed by a Fahu Tahi three-yard TD run tied the game at 14, but the Golden Bears struck again before the half, going 58 yards in 27 seconds to take a 21-14 lead into the locker room. In the fourth, Beck engineered a 74-yard drive that ended with a Jonny Harline score and then a 96-yard drive that ended with Todd Watkins catching a nine-yard touchdown pass. Cal's ensuing drive ended with a missed field goal and the Cougars had a chance to tie but the drive ended on Beck's interception.

2007 LAS VEGAS BOWL

UCLA	3	10	0	3	16
BYU	3	14	0	0	17

12.22.2007 • LAS VEGAS, NV • SAM BOYD STADIUM • ATT: 40,712

TEAM STATISTICS

	UCLA	BYU
Rushes-Yards	47-162	28-34
Passing Yards	154	231
Passes	11-29-1	21-35-0

SCORING:

- UCLA – Forbath 22-yard field goal
- BYU – Payne 29-yard field goal
- BYU – Collie 14-yard pass from Hall (Payne kick)
- UCLA – Forbath 52-yard field goal
- BYU – Reed 13-yd pass from Hall (Paybe kick)
- UCLA – Breazell 4-yard pass Bethel-Thomp. (Forbath kick)
- UCLA – Forbath 50-yard field goal

GAME SUMMARY:

No. 17 BYU (11-2) won its second consecutive Las Vegas Bowl, 17-16, against UCLA (6-7) in dramatic fashion by blocking the Bruins' potential game-winning field goal attempt as time expired. True freshman Eathyn Manumaleuna got a piece of UCLA's potential game-winning, 28-yard field goal as time expired in one of the more memorable bowl finishes in BYU football history. The victory also avenged an early-season loss to the Bruins—one of just two losses the Cougars suffered during the season. BYU, who finished the 2007 season on a 10-game winning streak, were led by sophomores Max Hall and Austin Collie. Hall threw 21-35 for 231 yards and two touchdowns, while Collie was named the 2007 Pioneer Las Vegas Bowl Most Valuable Player after racking up a game-high 107 yards on six receptions. He was also credited with a game-high 195 all-purpose yards, including three kick returns for a total of 88 yards. The win marked the first time BYU had won back-to-back bowl games since the 1994 Copper Bowl and the 1996 Cotton Bowl. The win over UCLA extended the Cougars' win streak to 10 straight games, which marked the nation's longest active winning streak.

2008 LAS VEGAS BOWL

BYU	0	7	7	7	21
ARIZONA	7	3	14	7	31

12.20.2008 • LAS VEGAS, NV • SAM BOYD STADIUM • ATT: 40,047

TEAM STATISTICS

	ARIZONA	BYU
Rushes-Yards	32-116	28-91
Passing Yards	328	325
Passes	30-46-1	24-35-0

SCORING:

- ARIZ – Grigsby 1-yard run (Bondzio kick)
- ARIZ – Bondzio 31-yard field goal
- BYU – Unga 1-yard run (Payne kick)
- BYU – George 1-yard pass from Hall (Payne kick)
- ARIZ – Dean 37-yard pass from Tuitama (Bondzio kick)
- ARIZ – Gronkowski 24-yard pass from Tuitama (Bondzio kick)
- ARIZ – Tuitama 6-yard run (Bondzio kick)
- BYU – Hall 1-yard run (Payne kick)

GAME SUMMARY:

BYU totaled 444 yards of total offense compared to Arizona's 416, but the No. 16 Cougars fell short of their third-straight bowl victory, falling 31-21 to the Wildcats in the 2008 Pioneer Las Vegas Bowl at Sam Boyd Stadium. Trailing late in the game, BYU put pressure on Arizona with a comeback attempt when the Cougars followed a touchdown with a successful on-side kick, but the ensuing field-goal attempt hit the upright and left the Wildcats with a two-possession lead, enough to hold on for the win. Austin Collie added to his BYU records in career receptions (215) and single-season receptions (106). The All-American receiver also tied an NCAA single-season record held with Texas Tech's Michael Crabtree with his 11th consecutive 100-yard receiving game. BYU quarterback Max Hall completed 30-of-46 passes for 328 yards and one touchdown. The Cougars finished the year 10-3 and became one of only seven programs in the nation to win 10 or more games each year from 2006-2008. The Cougars last accomplished the feat from 1983-85.

2010 NEW MEXICO BOWL

BYU	17	14	14	7	52
UTEP	3	7	7	7	24

12.18.2010 • ALBUQUERQUE, NM • UNIVERSITY STADIUM • ATT: 32,424

TEAM STATISTICS

	BYU	UTEP
Rushes-Yards	50-219	22-(-12)
Passing Yards	295	245
Passes	36-26-2	33-14-3

SCORING:

- BYU – Kariya 4-yard run (Payne kick)
- BYU – Ashworth 9-yard pass from Heaps (Payne kick)
- UTEP – Warren 52-yard field goal
- BYU – Payne 38-yard field goal
- BYU – Hoffman 31-yard pass from Heaps (Payne kick)
- BYU – Hoffman 3-yard pass from Heaps (Payne kick)
- UTEP – Adams 67-yard pass from Vittatoe (Warren kick)
- BYU – Di Luigi 2-yard run (Payne kick)
- UTEP – Adams 37-yard pass from Vittatoe (Warren kick)
- BYU – Hoffman 29-yard pass from Heaps (Payne kick)
- BYU – Quezada 8-yard run (Payne kick)
- UTEP – Adams 49-yard pass from Vittatoe (Warren kick)

GAME SUMMARY:

BYU concluded the 2010 season with its fourth bowl victory in five years with a 52-24 triumph over UTEP in the New Mexico Bowl. The Cougars had a record-setting day to finish the season with a 7-6 record by winning five of their last six games. Offensive MVP Jake Heaps went 25-of-34 for 264 yards and four touchdown passes, passing Ty Detmer's freshman record for most touchdown passes. Heaps also set the BYU bowl record for best completion percentage (.735) in a bowl game. Safety Andrew Rich was awarded the game's Defensive MVP in his final game as a Cougar, finishing with four solo tackles, two interceptions, one tackle-for-loss, one sack and a pass breakup. BYU scored on its first five possessions to take a 31-3 lead and set a new first-half New Mexico Bowl scoring record. Cody Hoffman set career highs with eight receptions for 137 yards and three touchdowns, tying a BYU bowl game record for most TD receptions in a game. Mitch Payne passed Owen Pochman as the Cougars' all-time scoring leader with 334 points.

2009 LAS VEGAS BOWL

#20 OREGON ST.	7	0	0	13	20
#14 BYU	14	9	7	14	44

12.22.2009 • LAS VEGAS, NV • SAM BOYD STADIUM • ATT: 40,047

TEAM STATISTICS

	BYU	OREGON STATE
Rushes-Yards	35-116	27-88
Passing Yards	192	217
Passes	19-30-0	22-47-1

SCORING:

- OSU – Canfield 1-yard run (Kahut kick)
- BYU – Unga 1-yard run (Payne kick)
- BYU – Bauman 34-yard fumble return (Payne kick)
- BYU – Payne 28-yard field goal
- BYU – Ashworth 25-yard pass from Hall
- BYU – Pitta 17-yard pass from Hall (Payne kick)
- BYU – Tonga 15-yard pass Hall (Payne kick)
- OSU – Rodgers 1-yard run
- BYU – Tonga 18-yard run (Payne kick)
- OSU – Adeniji 31-yard pass from Katz (Kahut kick)

GAME SUMMARY:

No. 14 ranked BYU Cougars defeated the Pac-10 second-place No. 20 Beavers 44-20 at the MAACO Bowl Las Vegas. It was the first-ever Las Vegas Bowl matchup pitting two top-20 teams. Max Hall earned MVP honors throwing for 192 yards and three touchdowns. Manase Tonga contributed two touchdowns, while tight ends Andrew George and Dennis Pitta led all receivers with 46 and 45 yards, respectively. Defensively, senior linebacker Matt Bauman recovered a key fumble, returning it 34 yards for a touchdown. The score marked the first fumble recovery for a touchdown in BYU bowl history. Fellow team captain Scott Johnson intercepted an Oregon State pass in the fourth quarter and returned it 56 yards to set up BYU's final touchdown of the game. The BYU-Oregon State match up was the first time the two teams had met in a bowl game. Wind gusts of 55 mph created havoc for the passing and kicking games. BYU punter Riley Stephenson kicked a 60-yard low liner with the wind that was the longest kick of his career and tied a BYU bowl record.

2011 ARMED FORCES BOWL

BYU	3	7	7	7	24
TULSA	7	7	0	7	21

12.30.2011 • DALLAS, TX • GERALD J. FORD STADIUM • ATT: 30,258

TEAM STATISTICS

	BYU	TULSA
Rushes-Yards	40-94	27-37
Passing Yards	250	235
Passes	17-40-2	18-32-0

SCORING:

- TULSA - Johnson 8-yard pass from Kinne (Fitzpatrick kick)
- BYU - Sorensen 35-yard FG
- TULSA - Sears 14-yard pass from Kinne (Fitzpatrick kick)
- BYU - Hoffman 17-yard pass from Nelson (Sorensen kick)
- BYU - Hoffman 30-yard pass from Nelson (Sorensen kick)
- TULSA - Burnham 30-yard pass from Kinne (Fitzpatrick kick)
- BYU - Hoffman 2-yard pass from Nelson (Sorensen kick)

GAME SUMMARY:

With no timeouts left and 11 seconds remaining in the game, Riley Nelson faked spiking the ball to stop the clock and instead threw to an open Cody Hoffman for the game-winning touchdown to give BYU a 24-21 win over Tulsa in the Bell Helicopter Armed Forces Bowl. BYU faced a 4th-and-9 from the Tulsa 47-yard line with the clock ticking down near three minutes remaining in the game and Nelson scrambled 14 yards to convert the first down and eventually set up the winning score. BYU locked up its fifth 10-win season in the last six years and third bowl victory in a row, a program record. Hoffman, named the Armed Forces Bowl Most Outstanding Player for the Cougars, finished with eight catches for 122 yards and a bowl-record three touchdowns. BYU's defense was stout, surrendering just 272 total yards and only 37 yards on the ground to a Golden Hurricane team that came into the game averaging over 200 rushing yards per game. Kyle Van Noy made play after play on defense with 10 tackles to lead the Cougars, including five tackles for loss, two sacks, one forces fumble and one quarterback hurry. Special teams also played a huge role in the game. Punter Riley Stephenson had eight punts for 335 yards, including seven inside the 20-yard line and two punts over 50 yards.

2012 POINSETTIA BOWL

BYU 0 3 0 20 23
SAN DIEGO ST. 3 3 0 0 6

12.20.2012 • SAN DIEGO, CA • QUALCOMM STADIUM • ATT: 35,442

TEAM STATISTICS	BYU	SDSU
Rushes-Yards	30-52	39-119
Passing Yards	244	144
Passes	23-44-3	12-29-3

SCORING:

SDSU - Marden 27-yard FG
 SDSU - Marden 23-yard FG
 BYU - Sorensen 23-yard FG
 BYU - Van Noy 0-yard fumble recovery (Sorensen kick)
 BYU - Williams 14-yard run (Sorensen kick failed)
 BYU - Van Noy 17-yard interception return (Sorensen kick)

GAME SUMMARY:

Linebacker Kyle Van Noy scored two touchdowns on defense in the fourth quarter to lead BYU to a 23-6 win over San Diego State in the 2012 Poinsettia Bowl at Qualcomm Stadium. The victory extended the Cougars' bowl win streak to four. BYU forced four turnovers in the fourth quarter and outscored San Diego State 20-0 in the second half to overcome a 6-3 deficit. After the Aztecs intercepted James Lark on 3rd and goal, the No. 3 defense in the country turned the tables on the next play as Van Noy sacked San Diego State QB Adam Dingwell to cause a fumble and recovered it for the first touchdown of the game to put the Cougars on top 10-6 with 12:32 remaining in the game. The Van Noy show continued with a pick-six to finalize the score, 23-6, late in the fourth quarter. Van Noy was named the defensive MVP after finishing the night with two touchdowns, a forced fumble and fumble recovery, one interception, a blocked punt, 3.5 tackles for loss, 1.5 sacks and eight total tackles. All-American Riley Stephenson helped flip the field for BYU with four punts inside the 5-yard line. Junior wide receiver Cody Hoffman grabbed 10 passes for 114 yards to earn offensive MVP.

2014 MIAMI BEACH BOWL

BYU 14 14 0 17 0 48
MEMPHIS 17 7 14 7 7 55OT

12.22.2014 • MIAMI, FL • MARLINS PARK • ATT: 20,761

TEAM STATISTICS	BYU	MEMPHIS
Rushes-Yards	42-77	51-174
Passing Yards	348	306
Passes	23-49-3	24-36-3

SCORING:

MEM - Malone 33-yard pass from Lynch (Elliott kick)
 BYU - Juergens 47-yard pass from Stewart (Samson kick)
 MEM - Lynch 1-yard run (Elliott kick)
 BYU - Mathews 25-yard pass from Stewart (Samson kick)
 MEM - Elliott 39-yard field goal
 MEM - Lynch 3-yard run (Elliott kick)
 BYU - Leslie 23-yard pass from Stewart (Samson kick)
 BYU - Lasike 3-yard rush (Samson kick)
 MEM - Lynch 1-yard run (Elliott kick)
 MEM - Cross 17-yard pass from Lynch (Elliott kick)
 BYU - Samson 23-yard field goal
 BYU - Paul Lasike 7-yard run (Samson kick)
 BYU - Stout 19-yard INT return (Samson kick)
 MEM - Malone 5-yard pass from Lynch (Elliott kick)
 BYU - Samson 45-yard field goal
 MEM - Elliott 54-yard field goal
 MEM - Proctor 11-yard pass from Lynch (Elliott kick)

GAME SUMMARY:

BYU rallied from down 10 in the fourth quarter to take a late lead but a last-minute touchdown from Memphis forced overtime. Each team tacked on three in the first overtime but after giving up a Tiger touchdown, the Cougars were intercepted in the end zone to end the game in a 55-48 loss. Christian Stewart went 23 of 48 for 348 yards and three touchdowns for BYU. Stewart completing passes to 10 different receivers. Mitch Mathews led all Cougar receivers with nine receptions for 82 yards and a touchdown. Mitchell Juergens caught four balls for 87 yards and a score. BYU totaled 425 yards, compared to 480 for Memphis.

2013 FIGHT HUNGER BOWL

BYU 0 16 0 0 16
WASHINGTON 7 14 7 3 31

12.27.2013 • SAN FRANCISCO, CA • AT&T PARK • ATT: 34,136

TEAM STATISTICS	BYU	WASHINGTON
Rushes-Yards	47-180	43-190
Passing Yards	293	129
Passes	25-50-1	18-27-1

SCORING:

WASH - Sankey 11-yard run (Coons kick)
 BYU - Hill 1-yard run (Sorensen kick)
 WASH - Ross 100-yard kickoff return (Coons kick)
 BYU - Sorensen 45-yard FG
 BYU - Sorensen 31-yard FG
 WASH - Sankey 11-yard run (Coons kick)
 BYU - Sorensen 32-yard FG
 WASH - Seferian Jenkins 16-yard pass from Price (Coons Kick)
 WASH - Coons 45-yard FG

GAME SUMMARY:

Taysom Hill finished the game passing for 293 yards and rushing for 133 yards, while Cody Hoffman had 12 catches for 167 yards for his 18th 100-yard receiving game in his career to break the record held by Austin Collie. He also broke the BYU record for career all-purpose yards, ending his career with 5,015 and passing Curtis Brown. Washington got inside the BYU 20-yard line on two of its first three drives of the game, but the Cougar defense held the Huskies to just one touchdown. BYU drove the ball 88 yards to tie the game at 7-7 on a one-yard run by Hill, but Washington returned the following kickoff back for a touchdown to take back the lead at 14-7. Two field goals by Justin Sorensen brought the score within one at 14-13. A long kickoff return by the Huskies set up Washington's second rushing touchdown of the game to take a 21-13 lead with just over two and a half minutes left in the first half. Justin Sorensen nailed his third field goal of the game as time expired in the first half to close the gap at 21-16 going into the locker room but Washington held BYU scoreless in the second half to win 31-16.

2015 LAS VEGAS BOWL

BYU 0 7 7 14 28
UTAH 35 0 0 0 35

12.19.2015 • LAS VEGAS, NV • SAM BOYD STADIUM • ATT: 42,213

TEAM STATISTICS	BYU	UTAH
Rushes-Yards	25-71	47-126
Passing Yards	315	71
Passes	25-56-3	9-16-0

SCORING:

UTAH - Williams 1-yard run (Phillips kick)
 UTAH - Carter 28-yard INT return (Phillips kick)
 UTAH - Williams 1-yard run (Phillips kick)
 UTAH - Hatfield 46-yard INT return (Phillips kick)
 UTAH - Wilson 20-yard run (Phillips kick)
 BYU - Peck 3-yard pass from Mangum (Samson kick)
 BYU - Bernard 10-yard run (Samson kick)
 BYU - Kurtz 5-yard pass from Mangum (Samson kick)
 BYU - Mangum 4-yard run (Samson kick)

GAME SUMMARY:

After surrendering five turnovers on its first five possessions, BYU found itself in a 35-0 hole after the first 10 minutes of the game. The Cougars rallied for a touchdown on its last possession of the first half to trail 35-7. Out of the break, BYU strung together three more touchdowns and held the Utes scoreless to make it 35-28 with 3:23 remaining in the game, but Utah converted two first downs on its final drive to prevent the Cougars from having another chance. After a forgettable first quarter, BYU dominated the statistics, outgaining Utah 386 to 197 in total yards. The Cougars finished the season at 9-4 giving Mendenhall a 99-43 overall record and making him the second winningest coach in school history behind hall of fame coach LaVell Edwards.

2016 POINSETTIA BOWL

BYU	7	3	7	7	24
WYOMING	0	0	7	14	21

12.21.2016 • SAN DIEGO, CA • QUALCOMM STADIUM • ATT: 28,114

TEAM STATISTICS

	BYU	WYOMING
Rushes-Yards	35-216	46-166
Passing Yards	96	207
Passes	8-15-1	17-33-2

SCORING:

- BYU - Mangum 3-yard run (Almond kick)
- BYU - Almond 27-yard field goal
- WYO - Hill 4-yard run (Rothe kick)
- BYU - Balderree 5-yard pass from Mangum (Almond kick)
- BYU - Williams 36-yard run (Almond kick)
- WYO - Gentry 9-yard pass from Allen (Rothe kick)
- WYO - Gentry 23-yard pass from Allen (Rothe kick)

GAME SUMMARY:

BYU led 24-7 in the fourth quarter, but a furious Cowboy comeback made it a thriller in the final minutes. Wyoming cut the advantage to 24-21 and had the ball at the Cougar 32-yard line with 1:22 to play before senior safety Kai Nacua picked off a pass to end the threat of a comeback. Senior running back Jamaal Williams put on a show in his final game at BYU, rushing for 210 yards and one touchdown on 26 carries. With the Cougars leading 10-0 at halftime, Wyoming went 60 yards on its first drive for a touchdown that cut BYU's lead to 10-7. The Cougars answered on a throw into the end zone that bounced off of multiple players before falling into Tanner Balderree's arms for a 5-yard touchdown for a 17-7 lead with 2:42 in the third. Later, Dayan Lake intercepted a pass and the Cougars cashed in five plays later with a Williams 36-yard touchdown run to make it 24-7 to start the fourth quarter. Wyoming made it 24-14 after a 9-yard touchdown pass with 7:35 left in the game and scored again with 2:11 to go to make things interesting at 24-21 before Nacua's heroics.

2019 HAWAII BOWL

BYU	7	17	7	3	34
HAWAII'	14	17	0	7	38

12.24.2019 • HONOLULU, HI • ALOHA STADIUM • ATT: 21,582

TEAM STATISTICS

	BYU	HAWAII'
Rushes-Yards	40-231	27-2
Passing Yards	274	493
Passes	24-41-2	28-47-0

SCORING:

- UH - Smart 7-yard pass from McDonald (Meskell kick)
- UH - Smart 40-yard pass from McDonald (Meskell kick)
- BYU - Katoa 1-yard run (Oldroyd kick)
- UH - McDonald 1-yard run (Meskell kick)
- BYU - Wilson 1-yard run (Oldroyd kick)
- UH - Meskell 46-yard field goal
- BYU - Simon 11-yard run (Oldroyd kick)
- UH - Sharsh 18-yard pass from McDonald (Meskell kick)
- BYU - Oldroyd 37-yard field goal
- BYU - Wilson 2-yard run (Oldroyd kick)
- BYU - Oldroyd 20-yard field goal
- UH - Mardner 24-yard pass from McDonald (Meskell kick)

GAME SUMMARY:

A late touchdown with just over two minutes remaining by Hawai'i gave the Rainbow Warriors a 38-34 win over BYU in the SoFi Hawai'i Bowl at Aloha Stadium. The Cougars led 34-31 with just over two minutes to play when Hawai'i got the ball on BYU's 26-yard line. Four plays later, the Rainbow Warriors scored to take a 38-34 lead with 1:12 on the clock. The Cougars moved the ball down the field before a Zach Wilson interception at the UH 30-yard line with 25 seconds left ended the BYU threat. Wilson was 24 for 40 with 274 passing yards to go along with 72-yards rushing and two touchdowns. Matt Bushman led all BYU receivers with 91 yards while Tyler Allgeier totaled 77 rushing yards. JJ Nwigwe made a statement on the Cougars' defense with two sacks and 2.5 tackles for loss. Aleva Hifo had 97 punt return yards giving him 153 all-purpose yards on the game. BYU out-gained offensively putting up 505 total yards to the UH's 495.

2018 POTATO BOWL

BYU	7	0	28	14	49
W. MICHIGAN	0	10	0	8	18

12.21.2018 • BOISE, ID • ALBERTSONS STADIUM • ATT: 18,711

TEAM STATISTICS

	BYU	WMU
Rushes-Yards	33-132	39-138
Passing Yards	358	175
Passes	19-19-0	20-37-1

SCORING:

- BYU - Collie 26-yard pass from Wilson (Southam kick)
- WMU - Jamauri Bogan 33-yard run (Peddie kick)
- WMU - Gavin Peddie 37-yard field goal
- BYU - Collie 8-yard pass from Wilson (Southam kick)
- BYU - Burt 37-yard run (Southam kick)
- BYU - Hifo 70-yard pass from Wilson (Southam kick)
- BYU - Ghanwoloku 1-yard run (Southam kick)
- BYU - Milne 5-yard pass from Wilson (Southam kick)
- WMU - Eleby 1-yard run (Reed pass from Eleby)
- BYU - El-Bakri 1-yard run (Southam kick)

GAME SUMMARY:

Freshman quarterback Zach Wilson was a perfect 18 of 18 for 317 yards and four touchdowns as BYU defeated Western Michigan 49-18 in the 2018 Famous Idaho Potato Bowl. Wilson set the BYU single-game record with his 18 consecutive completions and earned MVP honors. Senior linebacker Sione Takitaki led the defensive effort with his own career-best 19 total tackles. Trailing 10-7 after halftime, BYU scored 35 unanswered points in the second half, including three touchdown passes from Wilson. The Cougars tacked on another touchdown as senior quarterback Tanner Mangum, a Boise native, found senior wide receiver Dylan Collie for a 41-yard pass to set up a Brayden El-Bakri touchdown from one yard out, making the final score 49-18. The Cougars racked up 490 yards of total offense.

2020 BOCA RATON BOWL

BYU	21	14	14	0	49
UCF	0	10	7	5	23

12.22.2020 • BOCA RATON, FLORIDA • FAU STADIUM • ATT: 6,000*

TEAM STATISTICS

	BYU	HAWAII'
Rushes-Yards	40-231	27-2
Passing Yards	274	493
Passes	24-41-2	28-47-0

SCORING:

- BYU - WILSON 15 yard rush (OLDROYD kick)
- BYU - REX 36 yard pass by WILSON (OLDROYD kick)
- BYU - WILSON 4 yard rush (OLDROYD kick)
- UCF - MCCRAE 5 yard rush (OBARSKI kick)
- BYU - REX 27 yard pass by WILSON (OLDROYD kick)
- BYU - PAU'U 35 yard pass by WILSON (OLDROYD kick)
- UCF - OBARSKI 35 yard FIELD GOAL
- BYU - ALLGEIER 39 yard rush (OLDROYD kick)
- BYU - ROMNEY 6 yard rush (OLDROYD kick)
- UCF - HARRIS 21 yard pass by GABRIEL (OBARSKI kick)
- UCF - ROBINSON 9 yard pass by GABRIEL (GABRIEL conversion no good)

GAME SUMMARY:

No. 11 ranked BYU cruised to a 49-23 win over UCF in the Boca Raton Bowl on Dec. 22, 2020 at FAU Stadium. Junior quarterback Zach Wilson led the Cougars with a career-high 425 passing yards, setting a new Boca Raton Bowl record. Wilson threw for three touchdowns with no interceptions, completing 26 of his 34 attempts and adding another two scores on the ground. Sophomore running back Tyler Allgeier led BYU's rushing attack, racking up a career-high 173 yards and one touchdown on 19 carries. Eight different receivers hauled in passes from Wilson, led by freshman tight end Isaac Rex who recorded 96 receiving yards and two touchdowns. Sophomore linebacker Keenan Pili led the Cougar defense with nine tackles, including two solo stops and was named defensive MVP, while Wilson took home the offensive MVP honors.

*Attendance limited due to Covid Pandemic

2021 INDEPENDENCE BOWL

UAB	14	7	3	7	31
BYU	0	14	7	7	28

12.18.2021 • Shreveport, LA • Independence Stadium • ATT: 26,276

TEAM STATISTICS	BYU	UAB
Rushes-Yards	35-199	43-223
Passing Yards	195	189
Passes	15-23-0	19-23-1

SCORING:

UAB Prince, Gerrit 10 Yd PASS by Hopkins, Dylan (Quinn, Matt Good)	7	0
UAB McBride, DeWayne 64 Yd RUSH (Quinn, Matt Good)	14	0
BYU Allgeier, Tyler 1 Yd RUSH (Oldroyd, Jacob Good)	14	7
BYU Nacua, Samson 2 Yd RUSH (Oldroyd, Jacob Good)	14	14
UAB Prince, Gerrit 23 Yd PASS by Hopkins, Dylan (Quinn, Matt Good)	21	14
BYU Allgeier, Tyler 62 Yd RUSH (Oldroyd, Jacob Good)	21	21
UAB Quinn, Matt 38 Yd FIELD GOAL	24	21
BYU Allgeier, Tyler 1 Yd RUSH (Oldroyd, Jacob Good)	24	28
UAB Shropshire, Trea 14 Yd PASS by Hopkins, Dylan (Quinn, Matt Good)	31	28

GAME SUMMARY:

SHREVEPORT, La. — No. 13 ranked BYU finished the 2021 season at 10-3 following a 31-28 loss to UAB in the Radiance Independence Bowl in Shreveport, Louisiana, Saturday.

The UAB Blazers (9-4) jumped out to an early 14-0 lead and despite the Cougars coming back, the Blazers got the last score of the game and forced a late turnover to win it.

All-American running back Tyler Allgeier led a Cougar comeback finished with 192 yards on 27 carries and three touchdowns. His season total of 1,601 rushing yards broke the BYU single-season rushing record, previously held by 2001 Doak Walker Award winner Luke Staley (1,582).

Quarterback Baylor Romney went 15 of 23 for 195 yards in the Cougar loss.

Linebackers Max Tooley and Ben Bywater led the Cougars defensively with 10 and nine tackles respectively. Tooley had six solo tackles and a pass breakup while Bywater tallied five solo tackles and two tackles-for-loss. Hayden Livingston collected his second interception of the year late in the third quarter to end a UAB drive. Tyler Batty added 2.5 sacks.

AAA

Abbott, Fielding 1946-47
 Adams, Doug 1972-74
 Adams, John 1981
 Adams, Richard 1967-69
 Adams, Tim 1989
 Affleck, Dave 1972-73
 Aguirre, Lee 2009-10
 Ah You, Charlie 1973-75
 Ah You, Chaz 2017, 19, 21
 Ah You, CJ 2001, 03
 Ah You, Harland 1995-97
 Ah You, Matt 2003-04, 08
 Aiono, Aissac 2001-03
 Aitken, Ray 1949
 Akeo, Ladd 1984-86
 Akerfelds, Daniel 1982-83
 Alba, Micah 2002-04
 Albrecht, Scott 1994
 Alexander, Payton 1926-27
 Alger, Ned 1950
 Alisa, Michael 2008, 11-14
 Allen, Bill 1974-75
 Allen, Eddie 1936-37
 Allen, James 2002-03
 Allen, Mark 1983-84
 Allen, Marvin 1978, 81-84
 Allen, Matt 2004-07
 Allen, Paul 1960-61
 Alletto, Nick 2007-10
 Alletto, Terrance 2009, 12-14
 Allgeier, Tyler 2019-21
 Allphin, Bob 1964-65
 Allphin, Dave 1965-67
 Allred, Art 1969-70
 Allred, Mart 1956
 Almond, Rhet 2015-18
 Ambrosius, Joe 1995-97
 Amone, Philip 2016-17
 Anae, Brad 1980-81
 Anae, Famika 1954-55
 Anae, Famika 2010-12
 Anae, Robert 1982-84
 Andersen, Jason 1994-97
 Andersen, Rj 1996-97
 Anderson, Jason 1998
 Anderson, John 1949
 Anderson, Justin 2001-02
 Anderson, Kenneth 1924
 Anderson, LeGrande 1925-26
 Anderson, Mel 1941
 Anderson, Neil 1982-83
 Anderson, Rob 1979-80
 Anderson, Steve 1982
 Anderson, Tyler 1988, 91-93
 Anderson, Zayne 2015-20
 Anderton, Judd 2005-07
 Andrews, Regan 1981-83
 Andrus, Lou 1965-66
 Ane, Neal 1976
 Ansah, Ezekiel 2010-12
 Apo, Ross 2011-14
 Apostol, Kip 1976-77
 Archibald, Ben 1997, 00-01
 Arellano, Scott 2013-14
 Armstrong, Bob 1982-83
 Armstrong, Isaiah 2016
 Arnold, Josh 1988-91
 Asay, Bert 1934-35
 Ash, Wayne 1956
 Ashdown, Bob 1964-66
 Ashman, John 1990
 Ashworth, Luke 2005, 08-10

Atkinson, Bryant 2002-03
 Atkinson, Dave 1971-73
 Atkinson, Jordan 2009-2010
 Atuaia, Donny 1996-1999
 Atuaia, Mark 1991, 94-96
 Attig, Aaron 2007
 August, Bill 1971-72
 Aulai, Sete 2006-07
 Aupiu, David 1979-82
 Autentico, Randy 1963
 Awai, Barrett 1991-92

BBB

Badger, Chris 2013-16
 Badger, Lonnie 1953
 Bailey, Joe 1971-73
 Bailey, Mike 1971
 Baker, Frank 1961-63
 Baker, Wayne 1972-74
 Balderree, Tanner 2015-17
 Baldwin, Sam 2016
 Baldwin, Tom 1993-95
 Balholm, Neil 1981-82
 Ball, Jason 1993
 Ballard, Jim 1963
 Ballif, Ariel 1924
 Ballif, Jae 1950-52
 Ballif, Mark 1929
 Balmforth, Jim 1988-90
 Baltzer, Tom 1966-67
 Banker, Carl 1962-63
 Banky, Richard 1965-67
 Banzhaf, Steve 1970
 Barker, Todd 1999
 Barney, Chad 2002-03
 Barrington, Campbell 2021
 Barrington, Clark 2019-21
 Barrow, Bob 1961-63
 Barrus, Dave 1958-59
 Basinger, Earl 1927
 Bateman, Eric 1995-97
 Bateman, Fred 1939-40
 Bateman, Max 1936-37
 Bates, Dan 2004-06
 Bates, Derick 1995-98
 Bates, Layne 1989
 Batty, Tyler 2020-21
 Bauman, Matt 2004, 07-09
 Bean, Bob 1966-67
 Bean, Larry 1952
 Bean, Ron 1943-54
 Beatty, Byron 1989
 Bechtold, John 1983
 Beck, Jason 2004, 06
 Beck, John 2003-06
 Beck, Ryan 2004-05
 Beck, Tyler 2007, 11-13
 Beckett, Paul 1988
 Beckstead, Chad 1936-38
 Beckstrom, Mark 1949
 Belcher, Curg 1964-67
 Bell, Jeff 2007-09
 Bell, Tom 1977-79
 Bellini, Mark 1982, 84-86
 Bellini, Matt 1987-90
 Belnap, Bud 1958-60
 Bench, Dean 1925
 Benson, Don 1948-50
 Bennion, Roy 1955, 58-59
 Bergeson, Eric 1988-89
 Bernard, Francis 2015-16
 Berry, Matt 2002-05
 Berry, Rex 1948-50

Berntsen, Mark 1975-77
 Bertotti, George 1932
 Betham, Jimmy 1999-00
 Betham, John 1972-74
 Beverley, Kish 2002
 Biddulph, Floyd 1931-32
 Biddulph, Buddy 1925
 Biddu, Bob 1975-76
 Biegel, Rocky 1988-91
 Biegel, T.D. 1993-94
 Billick, Brian 1974-76
 Bills, Bob 1951
 Bills, Craig 2009, 12-14
 Bills, KC 2003, 05
 Bills, Karol 1949, 52
 Bingham, Neil 1968-70
 Bird, Forest 1936-38
 Bird, Ken 1941-42
 Bird, Nick 1923
 Bisgaard, Christopher 1995-96
 Bisho, Chris 1986, 87
 Blackham, Gordon 1964-65
 Blackham, Shirl 1939-40
 Blackmon, Devon 2014-15
 Blackwell, Clay 1978-79
 Blanc, Jeff 1973-76
 Bledsoe, Jared 1998
 Bloomfield, Henry 1995-96
 Bloomfield, Tefua 1994-95
 Boardman, Alan 1993-96
 Bockwoldt, Colby 2000-03
 Bolden, Chris 2006-07
 Bolli, Tyler 1993-96
 Boren, Jacob 2021
 Borgia, John 1984-87
 Bosco, Angelo 1951
 Bosco, Robbie 1983-85
 Boulter, Roy 1947
 Bower, Wayne 1971-73
 Bowers, Carl 1969-71
 Bowers, Dan 1969-71
 Bowers, Wesley 1942
 Bowman, Bernardino 1922-24
 Bowman, George 1951-53
 Bowman, Spero 1970-71
 Boyce, Andy 1988-90
 Boyette, Casey 1966-68
 Bozich, Craig 1966-68
 Bradford, Perry 1978
 Bradley, Brandon 2007-10
 Brady, Mark 1979-81
 Brady, Mike 1960-62
 Brady, Phil 1962-64
 Brady, Steve 1980-81
 Braga, Matt 1979-80
 Brandon, Josh 2002-03
 Brasher, Austin 2015
 Brathwaite, Reynaldo 2003
 Bray, Ken 1963-65
 Brewster, Dennis 1963-65
 Bright, Travis 2006-08
 Brink, Lloyd 1938-40
 Brinley, Eldon 1928-30
 Brock, Randy 1991-94
 Brooks, Brannon 2008
 Brooks, Dave 1971-73
 Brooks, Michael 1988
 Brown, Algernon 2013-16
 Brown, Braden 2009-12
 Brown, Clay 1978-80
 Brown, Curtis 1958
 Brown, Curtis 2002, 04-06
 Brown, Jackson 2003

Brown, Javelle 2021
 Brown, Manaia 2003-05
 Brown, R.K. 1957-58
 Brown, Reed 1976
 Brown, Rhen 2010
 Brown, Terence 2005, 09-11
 Brown, Tyrone 1997-98
 Brumfield, Scott 1991-92
 Brundage, Dewey 1951-53
 Bryant, Bill 1990-92
 Bryant, Dan 1995
 Bryson, Thomas 2010
 Buchanan, Kayle 2004-07
 Buchanan, Rob 1978-79
 Buck, Jason 1985-86
 Buckner, Robbie 2009-12
 Bullock, Burt 1956, 58-59
 Bunker, Carl 1962-63
 Bunnell, Karl 1927-29
 Bunnell, Merrill 1922-23
 Burbidge, Jon 2001-04
 Burningham, Rex 1982-83
 Burr, Bruce 1950
 Burr, Tom 1951
 Burt, Riley 2015, 18
 Busenbark, Don 1986-88
 Bushman, Matt 2017-19
 Bushore, Don 1946-49
 Buswell, Blair 1981
 Butler, Tony 1982
 Buys, Joseph 1926-28
 Bybee, Royce 1979-80
 Bywater, Ben 2020-21

CCC

Cabulagan, Pat 1981-83
 Cahoon, Ben 1996-97
 Cahoon, Brad 1986-87
 Caldwell, Paul 1955-58
 Call, Dee 1942
 Call, Ken 1967-68
 Campbell, Jason 1995
 Campora, Steve 1956
 Campos, Dave 1977
 Canada, Squally 2016-18
 Cannon, Curt 1996-97
 Carlile, Alan 1977
 Carlson, Brent 2000-03
 Carlson, Chuck 1974-76
 Carlson, Clark 1973-75
 Carlson, Kent 1986
 Carlson, Steve 1979-80
 Carr, Larry 1972-74
 Carter, Nate 2014-15
 Carter, Virgil 1964-66
 Carter, Ross 1952
 Chadwick, Dave 1948-49, 52
 Chaffetz, Jason 1988-89
 Chamberlain, Garth 1939-41
 Chamberlain, Royal 1922
 Chamberlain, Royal 1992-93
 Chambers, Austin 2017, 19
 Chambers, O'Neill 2008-09
 Charlton, Scott 1989-91
 Chatterton, Marc 1942
 Chatterton, Marcell 1946
 Chipman, Dee 1939-41
 Chitty, Leonard 1986-87
 Chow, Warren 1987
 Christensen, Brady 2018-20
 Christensen, Caleb 2020-21
 Christensen, David 2000, 02-03
 Christensen, Jack 1936-38

Christensen, John 1990-91
 Christensen, Quinn 2002-03
 Christensen, Rex 1937
 Christensen, Steve 1968
 Christensen, Steve 1992-93
 Christensen, Toby 2000-03
 Christensen, Todd 1974-77
 Christiansen, Brian 2002
 Christianson, Frank 1992-93
 Christley, Milan 1957-59
 Christopoulos, Tony 1949
 Chronister, Mike 1976-78
 Clark, Brad 1989-92
 Clark, Glen 1946-49
 Clark, Jayson 2006
 Clark, Tim 1986-88
 Clark, Tom 1956-57
 Clarke, Willard 1925-26
 Clawson, Coleby 2008-09
 Clements, Steve 1992-94
 Close, Calvin 1977, 80-81
 Clove, Alvie 1949-50
 Coats, Daniel 2003-06
 Cobabe, John 1954
 Coggins, Deven 1988-89
 Cole, Tom 1958-59
 Collie, Austin 2004, 07-08
 Collie, Dylan 2018
 Collie, Scott 1979-82
 Collie, Zac 2004-06
 Coloma, Jason 1976-78
 Colson, Terry 1965-67
 Colvin, Reed 1927
 Condie, Brandon 1996-97
 Condie, Howard 1957
 Condie, Vernon 1931-33
 Conners, Chris 1990-91
 Conrad, Mike 1961-63
 Cook, Ben 1995-97
 Cook, Cory 1993-94
 Cook, Jamie 1994-95
 Cook, Jerry 1965-67
 Cook, Wayne 1934-35
 Coon, Dave 1970-71, 73
 Coon, Doug 1972
 Cooper, Brett 2003-06
 Cooper, George 1930
 Cooper, Jason 1993-95
 Corbett, Don 1924-27
 Corbett, George 1927
 Corchnoy, Barry 1962-64
 Corless, Albert 1927
 Corley, Stacey 1988-90
 Corson, Steve 1977
 Cospers, Brayden 2020
 Covey, Sean 1987-89
 Cowart, Jeff 2000-02
 Cox, Matt 1995-97
 Crandall, Ray 1971
 Crane, Reed 1935-36
 Crichton, Tui 2009, 12-13
 Criddle, Ben 2006-07
 Criddle, Matthew 2018-21
 Criddle, Jesse 1950
 Critchlow, Joe 2017, 19
 Crittenden, Jim 1954-55
 Crompton, Craig 1970-72
 Crowe, Chris 1974-75
 Crutchfield, Tony 1988-91
 Cunningham, Harold 1951-52
 Cupp, Aaron 1995-98
 Cutler, Chuck 1986-88
 Cutler, Dallin 2011

DDD

Dabney, Jaron 1997, 99
 Dalebout, Paul 1956
 Dalley, Alvin 1947-49
 Daly, Ron 1949-50
 Damuni, Jack 1993-94
 Dangerfield, Steve 1960
 Daniel, Robertson 2013-14
 Darling, Dick 1960-62
 Dastrup, Andy 1928-30
 Davis, Akile 2015, 17-18
 Davis, Bill 1978-80
 Davis, Bob 1987-89
 Davis, Kirk 1987-88
 Davis, Michael 2013-16
 Davis, Miles 2020
 Davis, Rob 1997-98
 Davis, Russ 1978
 Dawe, Parker 2015-16
 Dawe, Zac 2018-20
 Dawson, Ted 87-88, 92-93
 Dean, Logan 2002
 Deavitt, Willard 1939
 Decker, Merle 1946
 DeCoite, Dan 1999
 Deeds, Keith 1947-49
 Deeds, Scotty 1946-47
 Denney, Brett 2006-09
 Denney, John 2002-04
 Denney, Ryan 1998-01
 Dennis, Lonnie 1957-59
 Denney, Craig 1971-73
 DeSantis, Steve 1990
 Detmer, Ty 1988-91
 Dewey, Steve 1974-76
 Dignan, Tom 1974-75
 Dimick, Bob 1949-50
 Di Luigi, JJ 2008-11
 DiPadova, Nick 2002
 Dixon, Sanky 1926-28
 Dixon, Donald Jr. 1955-57
 Dixon, Buck 1922-25
 Dixon, Norm 1988-90
 Dixon, Owen 1939-41, 46
 Dixon, Rick 1967-69
 Doerr, Dick 1949
 Doman, Brandon 1998-01
 Doman, Bryce 1988, 92-94
 Doman, Cliff 1996-99
 Doman, Dennis 1970-71
 Doman, DJ 2013-14
 Doman, Kevin 1985-86
 Doman, Shawn 2006-09
 Doney, Darrell 1950-52
 Dow, Mac 1936
 Dowell, John 1976
 Drage, Eric 1990-93
 Duerden, Verle 1949
 Dugger, Jerry 1971
 Duke, Dev 1973-74, 77
 Dulan, Ian 2006-08, 11
 Dunham, Tyson 2002-03
 Dunn, Gary 1958-59
 DuPaix, Roger 1960-62
 Duran, Dave 1965
 Durrant, Jim 1934
 Duva, Jeff 1975
 Dvorak, Bill 1970-71
 Dyches, Ronald 1928-30
 Dye, James 1995-96
 Dye, Trey 2014-15, 17
 Dyer, Lee 1942

EEE
 Earp, Robert 1952
 Eason, Corby 2009-11
 Eccles, Jim 1947-49
 EchoHawk, Larry 1968-69
 EchoHawk, Tom 1972-73
 Eckel, Paul 1957-59
 Eddo, Mike 1982-83
 Edmonds, Aaron 2000-01
 Edwards, Corey 2015-17
 Edwards, Elan 1999-00
 Edwards, Jimmy 1981, 84-86
 Edwards, Jim 1989, 92-94
 Edwards, Matthew 2010-11
 Egbert, Hal 1948
 Egbert, Wendell 1952
 Eggertsen, Armand 1931-32
 Ehin, Chuck 1979-82
 Ehrmann, Paul 1965-66
 Eide, Andrew 2016
 Eldredge, Lloyd 1980-82
 Elewonibi, Mo 1988-89
 El-Bakri, Bracken 2017-20
 El-Bakri, Brayden 2015-18
 Elliott, Kurt 2000-01
 Ellis, Jeff 1995-98
 Ellis, Keenan 2018-20
 Ellison, Chris 1997-98
 Empey, James 2018-21
 Empey, Mike 1987, 91-93
 Ena, Justin 1997-02
 Engemann, Bret 1999-02
 Engstrom, Bryan 2015
 Enlow, Tom 1977-78
 Epps, Kody 2020
 Erdhaus, John 1967
 Esukpa, Emmanuel 2019
 Evans, Joe 1990-91
 Everett, DeQuan 2011-12
 Eyre, DeRay 1951-53
 Eyre, Nick 1976, 78-80

FFF
 Faalufua, Wayne 1981-82
 Facer, Steve 1969-71
 Fairbanks, Lloyd 1973-74
 Fakahua, Mason 2021
 Fales, Andrew 1998-00
 Fall, Terence 2020-21
 Falslev, JD 2010-13
 Fannin, Scott 1996
 Fangupo, Hebron 2011
 Farasopoulos, Chris 1968-70
 Farmer, Lance 1991
 Farmer, Scott 1956
 Farner, Nairne 1962-63
 Farnsworth, Harold 1972-73
 Farris, Alex 2000-01
 Fauatea, Lorenzo 2018-21
 Faulkner, Jim 1969-70
 Faupula, Elias 1994-95
 Favero, Dewey 1933-34
 Feinga, Ray 2005-08
 Felt, Dick 1952-54
 Fenessy, Bob 1953
 Fennegan, Garth 1992
 Feterik, Kevin 1996-99
 Feula, Vince 2004-05
 Fevaleaki, Seleti 2020
 Ficklin, Quin 2016
 Fields, Tony 1997
 Filiaga, Pulusila 1979-81

Finai, Pisa 1975
 Finau, Sione 2019-20
 Finfrock, Dennis 1969
 Fisher, Paul 2003
 Fisher, Steven 2009
 Fitisemanu, Alema 1985, 87, 1989-90
 Flaherty, Bob 1951
 Flammer, Mark 1978
 Fleming, Lucky Dare 1969-70
 Flint, Brandon 1981-83
 Foketi, Mosese 2007-08
 Foley, Matt 2015-18
 Folsom, Ryan 2010-11
 Fonua, Kavika 2014, 16-17, 19-20
 Foote, David 2010-12
 Foreman, Nate 1996-97
 Foreman, Roderick 1997
 Fort, Neal 1987, 89-90
 Fortie, Eldon 1960-62
 Fowler, Blaine 1983-85
 Fowler, Gavin 2017-18
 Fowler, Kellen 2002-03, 07-08
 Francis, Dave 1978-80
 Francisco, Aaron 2001-04
 Frandsen, Jeff 1987-89
 Frankovich, George 1952
 Frantz, Gene 1960-62
 Frazier, Danny 1977
 Frazier, Dion 1960-63
 Frazier, Jameson 2009-11
 Frazier, Sid 1965-67
 Freeland, Blake 2019-21
 Freeland, Jim 1994-95
 Freeman, Mark 2008
 Freeman, Ryan 2006, 09-12
 Friel, Kaneakua 2008, 11-13
 Frierson, York 1999
 Frisch, Byron 1996-99
 Fua, Alani 2011-14
 Fuga, Romney 2006, 09-12
 Fuller, Boney 1922-26
 Fuller, Troy 1986-89
 Fulton, Ira 2003
 Furstenu, Todd 1995
 Fusi, Edward 2013-14
 Futrell, David 1984-87

GGG
 Gabriel, Dustin 2004-06
 Gagnier, Tavita 2020
 Galea'i, Jray 2010-11
 Gali Jr., Setema 1997-00
 Gallow, Dimitri 2019
 Garber, Jon 1989-90
 Gardner, Dean 1939-40
 Gardner, Glenn 1965-66
 Gardner, Morris 1946
 Garrick, Craig 1982-84
 Gaskins, Brenden 2007-09
 Gaspard, Al 1977-78
 George, Andrew 2006-09
 Germann, Chris 1986-87
 Ghanwoloku, Dayan 2016-19
 Gibbs, Nathan 1992-94
 Gifford, Jack 1960
 Gilbert, Art 1938, 40
 Giles, Earl 1935
 Giles, Mark 1973-75
 Giles, Scott 1990-91
 Gilford, Jernaro 1999, 01-03

Gillenwater, Gil 1972-73
 Gillespie, George 1932-34
 Gillespie, Gerald 1935-37
 Gillespie, Horace 1946-49
 Gillespie, Jeremy 2003-04
 Giordano, Gabe 1995-97
 Giordano, Philip 1994-97
 Gledhill, Elwood 1923-24
 Glatch, Bill 1969-70
 Gomes, Lenny 1991-93
 Gomm, Ken 1954
 Gooch, David 2004
 Gooch, Quinn 2004-07
 Gordon, Aaron 2005-06
 Gourley, George 1971-72
 Gourley, Roger 1975-77
 Gouveia, Kurt 1983-85
 Gravelle, Gordon 1968-69
 Gray, Derwin 1989-92
 Gray, Brian 1998-99
 Green, Eddie 1987, 89-90
 Greene, John 1965
 Greene, Kamel 2016-17
 Greene, Trevion 2017
 Griffin, Don 1968-70
 Griffith, Kent 1989-91
 Griffith, Melvin 1930-32
 Griffiths, Bobby 1993
 Griffiths, Kyle 2017, 19-20
 Gruber, George 1967-69
 Gulley, Jaterrius 2015
 Gulstad, Chris 1992
 Gunderson, Brian 1970-71
 Gunderson, Ryan 2000-01
 Gunther, Kurt 1980-82
 Gunther, Talmage 2020-21
 Gustavson, Paul 1973

HHH
 Hadfield, Mark 1994
 Hadley, Matt 2012, 15-18
 Hadley, Preston 2011-12
 Hadley, Spencer 2008, 11-13
 Hafoka, Spencer 2008-11
 Hague, Mike 2006, 09-13
 Hahn, Gary 1975-76
 Hale, Chris 1999, 03-05
 Hale, Guy 1962-64
 Hale, Lane 1994-96
 Hales, Iman 1931
 Hall, Jan 1968
 Hall, Jaren 2019, 21
 Hall, Kalin 1992-93
 Hall, KJ 2016-17
 Hall, Marshall 1961-62
 Hall, Max 2007-09
 Hall, Nathan 1992-93
 Hall, Steve 1969-70
 Hall, Travis 1991-94
 Halladay, Soren 1998-01
 Halvorson, Tim 1975, 78-79
 Hamblin, Bob 1951-52
 Hamblin, Jay 1948-50
 Hamilton, Larry 1982-84
 Hamilton, Waymon 1980-83
 Hancock, Larry 1950-52
 Hancock, Ryan 1991-92
 Handley, Darren 1986-88
 Hanks, Dave 1956
 Hanks, Wayne 1933
 Hanna, Sam 1968
 Hannemann, Ammon 2021
 Hannemann, Micah 2012, 15-17

Hansen, Bill	1994-95	Hifo, Marvin	2017	Jackson, Elwood	1922
Hansen, Braden	2009-12	Hill, Dick	1948-50	Jackson, Fisher	2021
Hansen, Brian	1978, 81-82	Hill, Keanu	2020-21	Jackson, George	1940
Hansen, Bruce	1981, 85-86	Hill Taysom	2012-14, 16	Jackson, Harvey	2014
Hansen, Dan	1970-72	Hilton, Jack	1954-56	Jackson, Kip	1968-70
Hansen, Danny	1977-79	Hinckley, Fritz	1923-25	Jackson, Scott	2000-03
Hansen, Mark	2003	Hinckley, Mike	1955	Jackson, Weldon	1956-58
Hansen, Regan	1986-88	Hinds, Troy	2014	Jacobsen, Lloyd	1966-67
Hansen, Shad	1989-92	Hiné, Adam	2012-15	Jacobsen, Mike	1962-64
Hanshaw, Tim	1992-94	Hoagland, Greg	1996	Jacobsen, Mike	1968-70
Hapi, Joe	1931	Hobbs, Richard	1985-87	Jacobson, McKay	2006, 09-11
Harding, Doug	1998-99	Ho Ching, Toloa'i	2014-15	Jacobson, Ron	1956, 58
Hardisty, Brad	1982	Hodgkiss, Corby	2003, 05-07	Jacobson, Tanner	2016-18
Hardy, Ariel	1937	Hoffman, Cody	2010-13	James, Don	1953-54
Hardy, Merrill	1948-49, 53	Hogan, Adam	2012-13	James, Joe	1967
Harline, Jonny	2005-06	Hogan, Britton	2020-21	Jaramillo, Jim	1978-80
Harmann, Gary	1968-69	Hoge, Beau	2015, 2017	Jaussi, Landon	2008-10
Harmer, Larry	1994	Hoge, Chris	1988	Jenkins, Ronney	1996-98
Harn, Gary	1967-69	Hoge, Tristen	2018-20	Jenkins, Mike	1990-91
Harper, Jared	2002	Hoggan, Mike	1985, 90-91	Jenne, Bruce	1990-92
Harper, Matt	1997	Hoke, Chris	1997-00	Jennings, Gordon	1964-66
Harper, Micah	2020	Hola, Tevita	2009	Jensen, Alex	1999
Harper, Steve	1982-83	Holder, Curtis	2002	Jensen, Blake	1982-83
Harrington, Alema	1986-88	Holker, Dallin	2018, 21	Jensen, Bob	1986-87
Harrington, Tau	1988, 90	Holle, Kirk	1990	Jensen, Cameron	2004-06
Harris, Antwaun	2004	Holman, Howard	1959	Jensen, Craig	1974-76
Harris, Carl	1924, 26	Holmoe, Tom	1979-82	Jensen, Drew	2019-21
Harris, George	1975-77	Holt, Austin	2010-13	Jensen, Ken	1939
Harris, Jeff	1977-78	Holt, Gayle	1946-48	Jensen, Michael	1980-82
Harris, Kelly	1976-77	Holtry, Jeff	1999-00	Jensen, Phil	1972-75
Harris, Koy	2019	Homolik, Wes	1967, 69-70	Jensen, Roland	1939-40
Harris, Mitch	2017-19	Hooks, Margin	1997-00	Jeppesen, Garen	1987-88
Harston, Pete	1988-90	Hooks, Terrance	2006-09	Jewkes, Jackson	1936-38
Hart, Kay	1932-34	Hoover, Bliss	1928-30	Jimenez, Jacob	2015, 18
Hartsfield, JD	1997-98	Hopkins, Tom	1981-82	John, Delmar	1941
Hartwig, Dan	1977	Horlacher, Fred	1931	Johnson IV, Batchlor	2019
Harvey, James	1990	Hornung, Reed	2010-12	Johnson, Brent	1978-79
Harvey, Terrence	1997	Horton, Ben	1997-00	Johnson, David	2002
Hatch, Jake	1998	Houk, Terrenn	2012-15	Johnson, Duane	1987-89
Hatch, Victor	1922	Howard, Bob	1923-25	Johnson, Dustin	1995-97
Hawkins, Harold	1959	Howard, Brandon	2006-08	Johnson, James	1993-96
Hawkins, Wally	1967-68	Howard, Paul	1970-71	Johnson, Jim	1960-61
Haws, Caden	2020-21	Howell, O'Neil	2002-05	Johnson, Jordan	2011-12, 14
Haycock, Bevan	1949	Hoyt, Austin	2015-18	Johnson, Kyle	2013-15
Hayes, Kaleb	2021	Hubbard, Dave	1974-76	Johnson, Lee	1981-84
Haymond, Steve	1983-84	Hubbs, Keith	1957-59	Johnson, Louis	1930-31
Haysbert, Adam	1983-84	Huber, Max	1965-67	Johnson, Malcolm	1934
Heaney, Brandon	2001-02, 04	Huckaby, Jay	1985-87	Johnson, Marques	2013-14
Heaps, Jake	2010-11	Hudson, Gordon	1981-83	Johnson, Matt	1998-99
Heaps, Larry	1968-70	Hudson, Ray	2004	Johnson, Merrill	1960
Hecker, Jim	1942	Hughes, Brian	1993-94	Johnson, Scott	2007-09
Heder, Austin	2011, 14-16	Hughes, Erik	1991-92	Johnson, Sid	1979
Heggins, James	1994	Hullinger, Jess	1923-24	Johnston, Carroll	1956-57
Heimuli, Anthony	2009	Hulse, Clarence	1952	Johnston, Mike	1992-95
Heimuli, Hema	1992-95	Hunt, Ed	1956	Joiner, Isiah	2000
Heimuli, Lakei	1983-86	Hunt, Kahlili	1972-73	Jolley, Doug	1998-01
Heinz, Lyle	1954	Hunter, Brad	1986, 90-92	Jones, Breyon	2002-03, 05
Henderson, Dave	1989-91	Hunter, Greg	1987-88	Jones, Charles	1996
Henderson, Kurt	2013-15	Hunter, John	1985-88	Jones, Danny	2018-19
Hennefer, Mike	2000	Hunter, Logan	1971-72	Jones, Grant	2015-17
Henstrom, Doug	1997-99	Hunter, Shane	2009-10	Jones, Homer	1979-80
Herget, Todd	1991-93	Huntsman, Scott	2015	Jones, Jimmy	1981-82
Hernandez, Tony	1976-77	Hutchins, Aaron	1996	Jones, Lloyd	1978-80
Herrick, Joe	1991-93	Hutchinson, Grant	1932-34	Jones, Monte	1963-65
Herring, Chandon	2018-20	Hutchinson, Nate	2006	Jones, Rick	1968, 70
Herring, Eli	1987, 91-94	Hyder, John	1969-70	Jones, Richard	1977
Herring, Isaac	1999-02			Jones, Robert	1963
Herrmann, Jim	1981, 83-84	III		Jones, Roy	1956
Herron, Isaiah	2019-21	Ieremia, Mekeli	1974-77	Jorgensen, Austen	2007, 10-13
Hess, Connell	2010-11	Imboden, Earl	1946	Jorgensen, Jan	2006-09
Hess, Dean	1939-40			Jorgensen, Todd	1992
Hickman, Wayland	1993-94	JJJ		Jory, Justin	2000, 03
Hifo, Aleva	2016-19	Jackson, Chris	2020-21	Juergens, Garrett	2014-16

Juergens, Mitchell 2014-16

KK

Kafentzis, Austin 2017-19
 Kafu, Solomone 2008, 11-14
 Kahaiali'i, Walter 2007, 10-11
 Kaluhiokalani, Kalama 2010
 Kama, Gary 1975-77, 79
 Kanahale, Marcus 1975-76
 Kanuch, Tuni 2014-17
 Kapele, John 1957-59
 Kapele, John 1987
 Kapisi, Jared 2018, 20-21
 Kariya, Bryan 2008-11
 Karpowitz, Bob 1949-51
 Kasper, Chris 2000
 Katoa, Andy 1985-86
 Katoa, Fotu 1989
 Katoa, Fred 1990
 Katoa, Lopini 2018-21
 Kauffman, Earl 1988-91
 Kaufusi, Bronson 2012-15
 Kaufusi, Corbin 2016-18
 Kaufusi, Devin 2018-19
 Kaufusi, Isaiah 2017-20
 Kaufusi, Jackson 2019-21
 Kaufusi, Rich 1989-90
 Kaufusi, Steve 1986-87
 Kaumatule, Moses 2015-16
 Kautai, Teu 2013-15
 Kaveinga, Uona 2011-12
 Kawaa, John 1962-63
 Kealaluhi, K.O. 1995-96
 Kearsley, Brayden 2013-14
 Keele, Eddie 2003-06
 Keele, Ryan 2001-02
 Kehl, Bryan 2002, 05-07
 Kehl, Ed 1995-98
 Keim, Brayden 2020-21
 Keim, Mike 1988-90
 Keisel, Brett 1998, 00-01
 Keitzman, Jim 1946-47
 Kellermeyer, Doug 1981-83
 Kelley, Isaac 1999-01
 Kennedy, Jared 1996-97
 Kessler, David 2015
 Kim, Moses 1964-66
 Kimball, Edwin 1923-24
 Kimball, Tim 1948-49
 Kimball, Tom 1938
 Kimball, Warren 1951
 Kimmel, Jim 1962-64
 Kinard, David 1985, 89-91
 Kinder, George 1958
 King, David 1984-86
 Kiser, Larry 1987
 Kline, Dan 1966
 Knight, Ron 1970-71
 Knight, Shawn 1983-86
 Knight, Tim 1986-88
 Knight, William 1994
 Knoblauch, Paul 1962-64
 Knowles, Chad 1992-94
 Knudsen, Clarence 1924-26
 Knudsen, Moyle 1936-38
 Kochevar, Lewis 1950-51
 Kochevar, Paul 1953-54
 Kolbaba, Nathan 2002-03
 Koller, Lyle 1946-49
 Kormylo, John 1978
 Koroma, Tejan 2014-17
 Kozlowski, Glen 1981, 83-85
 Kozlowski, Tyler 2007-08

Kuhlman, Bill 1956
 Kukahiko, Jason 2001-04
 Kuresa, Jake 2003-06
 Kuresa, Alex 2011-12
 Kurtz, Nick 2015-16

LLL

Lacey, Mike 1979-81
 LaChance, Harris 2019-21
 LaComb, Frank 1932-34
 LaComb, Gary 1954-55
 Ladd, Tom 1989-91
 Lafitte, Michael 1999-01
 Lahmann, Tom 1966-68
 Lamb, Ed 1995-96
 Lamb, Tucker 2009
 Lambert, Darrin 1987
 Lane, Eric 1979-80
 Langi, Harvey 2014-16
 Lapuaho, Ului 2014-15, 18
 Lark, James 2010-12
 Larsen, Bob 1971-73
 Lasike, Paul 2012-14
 Latimer, Don 1954
 Latu, Wayne 2005, 08
 Lauder, David 1992, 94
 Lailile, Tomasi 2014-16
 Lailu-Pututau, Moroni 2015-16, 18-19
 Laverty, Ben 1965-66
 Lawlor, Quinn 2013
 Leavitt, Dallin 2013-14
 Leavitt, Fred 1955, 58-59
 Leavitt, Hafen 1939
 Leavitt, Jared 1990-91
 Ledbetter, Lennon 1980-81
 Ledenko, Rob 1983-84
 Lee, Austin 2017-19
 Lee, Ervin 1989-91
 Lee, Hiva 2017
 Lee, Jared 1999-00
 Leeper, Bill 1967-68
 Lefevre, Reg 1939-40
 Legas, Dick 1968-70
 Leiataua, Uriah 2017-21
 Leonard, Drew 1937-38
 Lesatele, Lene 2015
 Leslie, Jordan 2014
 Leung-Wai, Aveni 2010-11
 Leuta-Douyere, Jher. 2012-15
 Lever, Keith 1990-91
 Lewis, Burnell 1931
 Lewis, Chad 1993-96
 Lewis, Gail 1939-41
 Liapis, Pete 1946
 Liava'a, Tevita 1997
 Liday, Bob 1942
 Liljenquist, Joe 1969-71
 Linder, Jack 1961-62
 Lindley, Lance 1984-85
 Lindquist, Ed 1963
 Lindsley, Steve 1985-86
 Lindstrom, Dave 1949, 52
 Lindstrom, Jeff 1993
 Linehan, Jonny 2015-17
 Linford, Frank 1974
 Linford, Jay 1983
 Linford, Paul 1972-74
 Linford, Ray 1978-80
 Litchfield, Randy 1973
 Livingston, Hayden 2019-21
 Livingston, Jeff 1961-63
 Livingston, Joe 1973

Lloyd, Cecil 1948-49
 Lloyd, Don 1925
 Lloyd, Vaughn 1935-38
 Lloyd, Wesley 1925
 Lobue, Sam 1973-74
 Logan, Brian 2009-10
 Lomax, Desmond 1996-97
 Long, Rod 1948-50
 Long, Troy 1985-88
 Longhurst, Herman 1940-42
 Longshore, Nick 2006
 Longson, Kieffer 2017-20
 Loper, Mike 1966-68
 Lopez, Richard 1966-68
 Loose, Bob 1954
 Lott, Dean 1986-87
 Loveless, Elmer 1928-29
 Lovely, Gary 2004-06
 Lowe, Josh 1997-00
 Lowry, Dave 1974-76
 Luekenga, Kyle 2005-06, 08
 Luettgerodt, Justin 2004-05
 Lundberg, Jerry 1952
 Lunt, Lane 2020-21
 Lupoi, John 1967-69
 Lyman, Jeff 1969-70
 Lyons, Marc 1967-69
 Lyons, Walter 1935

MMM

Maddux, Justin 2003-05
 Madsen, Lowell 1950-52
 Madarieta, Levi 2001-03
 Madsen, Michael 1999-00, 02
 Maeser, Keith 1922
 Magalei, Issiah 1996-98
 Magalei, Shane 1996-99
 Magleby, Francis 1948-49
 Magleby, Russell 1928-30
 Magoffin, Dick 1958-59
 Mahe, Atunaisa 2019, 2021
 Mahe, Reno 1998, 01-02
 Mahina, Devin 201, 12-14
 Mahoney, Tim 1974
 Mahuika, Bryce 2004, 06-08
 Maiava-Peters, Sol-Jay 2020
 Malarsie, John 1961-63
 Mandell, D'Angelo 2018-21
 Mangelson, Blake 2021
 Mangum, Parker 2009
 Mangum, Tanner 2015-18
 Mannion, John 1981-82
 Manson, Hunter 1922-23
 Manson, Judd 1930-32
 Manumaleuna, Eathyn 2007, 10-13
 Manwill, Walt 1978-81
 Marchello, Ivan 1989
 Marking, Jerry 1940-41
 Marquardt, Daniel 2002-05
 Marquardt, Michael 2001, 04
 Marriott, Bill 1962-64
 Marriott, Todd 1988
 Marshall, Bob 1963-64
 Marshall, Hunter 2016
 Marshall, Matt 2008-11
 Martin, Brad 1995-98
 Martin, Drayton 1990
 Martini, Ralph 1987
 Martinez, Joe 1952, 55
 Matau, Chris 1985-86
 Mathie, Lynn 1958, 62-63
 Match, Trevor 1979-80, 83-84

Matsuzaki, Micah 1989-91, 93
 Mathews, Marcus 2010-13
 Mathews, Mitch 2012-15
 Mathews, Ryker 2012-15
 Matthews, Bill 1956
 Matthews, Blaine 1983
 Matthews, Keith 1950-52
 Matthews, Weldon 1930-33
 Mattingly, Ty 1985-86
 Mauga, Ammon 2000-02
 Mavrakis, Sam 1939, 41
 May, Bryan 1989-91
 Maynard, Ken 1940
 Mazorra, Dennis 1981-82
 Mazzotta, Casey 1992-93
 McBeth, Paul 1935-37
 McBeth, Travis 1987-88
 McChesney, Austin 2016
 McChesney, Jackson 2021
 McCluskey, Mark 1974-75
 McCorquindale, John 1976
 McCubbins, Aaron 1998-01
 McCullough, Hassan 1992
 McCullough, Keith 1984-85
 McDade, Jim 1983-84
 McDonald, Brian 2000-01
 McDonald, Jay 1984-85
 McEuen, Kurt 2008
 McEwen, Terry 1976-77
 McFarland, Darius 2019
 McFarlane, Nyle 1958
 McFerren, Brandon 2000
 McGinn, Joe 1958-59
 McGiven, Gary 2003-04
 McGuire, Kaipō 1993-96
 McIntosh, Kimball 1924
 McKee, Dave 1977-78, 81
 McKenzie, Brian 1996-97
 McLaren, Dave 1955
 McLaughlin, Derek 2005-06
 McLaughlin, Jared 2005-06
 McMahan, Jim 1977-78, 80-81
 McNabb, Bill 1982-83
 McNaughton, Austin 1964
 McTyer, Tim 1995-96
 McWhorter, George 1949-50
 Meadows, Billy 1953
 Mees, Carter 2009-11
 Mees, Mike 1979, 81-82
 Meibos, Jared 2001-03
 Meikle, Nathan 2005-06
 Mendenhall, Pete 1923-26
 Mendenhall, Mat 1975-79
 Mendenhall, Paul 1953-54
 Mendenhall, Ron 1969-70
 Mendenhall, Wilford 1923-24
 Mendenhall, Zed 2010-12
 Mendenhall, Zeke 2009-10
 Mercado, Hank 1968
 Merkeley, Floyd 1933-34
 Merkley, Cecil 1924-25
 Merkley, Doran 1961-63
 Merkley, Scott 1992-94
 Merrill, Kimball 1946-48
 Merrill, Ray 1929-31
 Meservey, Matt 1989, 92-95
 Meteer, Dave 1974-76
 Meyer, Gerald 1968-70
 Mikkelsen, Andrew 2014, 16-18
 Miles, David 1985-87
 Mili, Itula 1991, 94-96
 Miller, Bill 1969-71

Miller, Drew 1997-98
 Miller, Jay 1972-74, 76
 Miller, Larry 1975-78
 Miller, Lynn 1922
 Miller, Steve 1975-76
 Miller, Tom 1977-78
 Miller, Val 1972-73
 Millet, Floyd 1932-33
 Mills, Dave 1981, 83-84
 Mills, Mike 1940-42, 47
 Milne, Dax 2018-20
 Mitchell, Brian 1987-90
 Mitchell, Kevin 1983
 Mitchell, Patrick 1991-94
 Mitton, Bill 1964-65
 Miyahira, Cole 2005-06
 Moala, John 1996-97
 Moberly, Scott 1990
 Moeaki, John 1994
 Moffat, Chad 1988, 91
 Mohetau, Ofa 2003
 Moleni, Stan 1998
 Molifua, Wally 1972-73
 Molini, Trevor 1984-86
 Monahan, John 1970-72
 Monson, Calvin 1953
 Monson, Harold 1968
 Moore, Larry 1995-96
 Moore, Malik 2018-21
 Moore, Robert 1932
 Morgan, Blake 2008-09, 13
 Morgan, Frank 1922
 Morgan, Mike 1979-82
 Morgan, Omarr 1996-97
 Morrell, Kyle 1981-84
 Morris, Michael 2005
 Morris, Rob 1993, 97-99
 Mortensen, Bennie 1950
 Mortensen, Eric 1988-91
 Mortensen, Todd 2001-03
 Morton, Kevon 1997-98
 Mo'Unga, Tevita 2015-2016
 Muehlmann, Chris 2007-08
 Muehlmann, Mike 2010-11
 Muirbrook, Shay 1993-96
 Mullenbrook, Grant 1941
 Mulleneaux, Lynn 1962-63
 Murdock, Blake 1973-76
 Murdock, Bob 1988
 Murdock, Steve 1931-32
 Murdock, Steve 1947
 Murphy, Lynn 1988
 Murray, Mark 1936
 Muse, Ivan 1953-54

NNN

Nacua, Kai 2013-16
 Nacua, Puka 2021
 Nacua, Samson 2021
 Naiwahine, Henry 1964-65
 Nance, Kent 1962, 64-65
 Nash, Andrew 1993, 97-98
 Nauahi, Phil 1987-88
 Nead, Spencer 2001-02
 Neal, Ray 1954-56
 Neal, John 1977, 79
 Neal, Mark 1987-89
 Neff, David 1981-84
 Nehring, Richard 2005
 Neilson, Scott 1977-79
 Nelson, Bill 1961-63
 Nelson, Grant 2007-09
 Nelson, John 2021

Nelson, Keanu 2014
 Nelson, Riley 2009-12
 Nelson, Ted 1969-70
 Nelson, Tyler 1996-99
 Newberry, Max 1965-67
 Newell, Bob 1979
 Nichols, Eddie 1969-70
 Nicoll, Kevin 1991-92
 Nielsen, Austin 2010
 Nielsen, Gifford 1975-77
 Nielsen, Mel 1950-52
 Nielsen, Wally 1950
 Nielson, Kip 2002-03
 Nielson, Mike 1999, 01
 Nilsen, Reed 1940-42, 46
 Nilsson, Jeff 1974-76, 79
 Nisonger, Hap 1931-33
 Niu, Philip 2003
 Niumatalolo, Va'a 2015-17
 Nixon, David 2003, 06-08
 Norberg, Scott 1984-85
 Norman, Keyan 2016-17
 Norton, Harold 1950
 Nowatzke, Tim 1991-94
 Nuckolls, Randy 1975
 Nua, Shaun 2002, 04
 Nuno, Carlos 1997-99
 Nwigwe, JJ 2015-17, 19
 Nyberg, Brent 1989-90
 Nyberg, Hobbs 2020-21

OOO

Oaks, Charlie 1933-35
 Oates, Barry 1980-82
 Oates, Bart 1980-82
 Oates, Brad 1973-75
 Oates, John 1985
 Oborn, Kent 1964-66
 O'Brien, Mike 1986-88
 Odle, Matt 1988-89
 Odle, Phil 1965-67
 Ofahengaue, Kelepi 1996
 Ofahengaue, Tevita 1997-00
 Ogden, John 1964-66
 Ogden, Steve 1964-66
 Ogletree, Brandon 2009-12
 Oldroyd, Herman 1948
 Oldroyd, Jake 2019-21
 Oliverson, Glen 1942, 46-47
 Oliverson, Ray 1950-51
 Olomua, Bristol 1999
 Olsen, Ammon 2013
 Olsen, Hans 1997-00
 Olsen, James 1960
 Olsen, Orrin 1972, 74-75
 Olsen, Rex 1946-47
 Olson, Brent 1968
 Olson, Mel 1964, 66, 69
 Olson, Bob 1956-58
 O'Mary, Kevin 2013-14
 O'Neil, Mike 1980-82
 Ongoogotau, Vaha 1994-95
 Oramas, Sam 1983-84
 Ord, Andrew 1999-02
 Ord, Jon 1989-92
 Ormsby, Mark 1985
 Orr, Bob 1941
 Orr, Budd 1988-89
 Orr, Richard 1984
 Osborne, Bruce 1947-48
 Oswald, David 2006-08
 Overstreet, Leroy 1960
 Oyler, Phil 1953-54

PPP

Pace, Corey 1980-81
 Pace, John 2007-09
 Packard, Paul 1922-24
 Page, Max 1970-71
 Palmer, Dennis 1964-66
 Paongo, Hala 2004-06
 Parker, Robert 1984-86
 Parks, Noah 1995
 Partridge, Truman 1922
 Patera, Dennis 1967
 Paterson, John 1967-69
 Patterson, Craig 1987-89
 Patterson, Wes 1998
 Patton, Lyle 1948
 Paulson, Art 1949, 51
 Paulson, John 1949-50
 Pau'u, Butch 2015-18
 Pau'u, Niel 2017-21
 Paxman, Gary 1950-52
 Pay, Connor 2020-21
 Pay, Garry 1990-92
 Payne, Matt 2001-04
 Payne, Mitch 2007-10
 Paynter, Dean 1974
 Pearson, Colby 2013-16
 Pearson, Rich 1994
 Peaua, Moa 2004
 Peck, Remington 2012-15
 Pehrson, George 1935
 Pendleton, Jordan 2008-11
 Pendleton, Kirk 1981-83
 Pendleton, Lance 2002-03
 Peterson, Ben 1995-96
 Peterson, BJ 2009-10
 Peterson, Charlie 1998-01
 Peterson, Gary 1975-77
 Petersen, Greg 1981-83
 Peterson, Lawrence 1925, 28
 Peterson, Matt 2010-11
 Peterson, Paul 1999-01
 Peterson, Scott 1985-88
 Peterson, Steve 1965-67
 Pettis, Scott 1980-82
 Pettit, Marshall 1999
 Phillips, Danny 2000-01
 Phillips, Jim 1969-70
 Phillips, Scott 1977-80
 Pierce, Raynor 1956-57
 Pikula, Manoa 2012-15
 Pilgrim, Evan 1991-94
 Pili, Ifo 1998, 01-03
 Pili, JoJo 2009
 Pili, Keenan 2019-20
 Pili, Trajan 2016-19
 Pilimal, Alema 2016
 Pistorius, Mike 1971-73
 Pittman, G 2008
 Pitman, Jonathan 1999-00
 Pitta, Dennis 2004, 07-09
 Pitts, Greg 1991-94
 Pitts, Paul 1991
 Plater, Dan 1978-81
 Pochman, Ethan 1996
 Pochman, Owen 1997-00
 Pollard, Pearl 1929
 Pollock, Jon 1993-94
 Poodry, Bradley 1949-50
 Popin, Bill 1976-77
 Poppinga, Brady 2001-04
 Poppinga, Dennis 1970-71
 Poppinga, Kelly 2006-07

Porter, Dave 1989-90
 Porter, Ned 1949
 Poston, Ford 1999-2000
 PoVey, Skye 2011, 13-14
 Powell, Riggs 2017-18
 Powell, Sawyer 2016, 18-19
 Powers, Ralph 1954-55
 Preator, Jordan 2014-15
 Presley, Leo 1965-67
 Prested, Bob 1977, 79-80
 Preston, Mike 1971-73
 Price, Mitchell 2018-19, 21
 Price, Roger 1986
 Price, Steve 1971-73
 Prince, Clement 1930
 Pringle, Tico 2006
 Pritchard, Iona 2008, 12-13
 Probert, Leo 1929
 Probert, Marion 1951-54
 Pulsipher, Adam 2015-18
 Pulsipher, Addison 2018
 Putnam, Matt 2008-2011
 Putnam, Norman 1957-59
 Pyper, Morgan 2019-21

QQQ

Quezada, Joshua 2010, 11

RRR

Raass, John 1994-95
 Raass, Stan 1994-95
 Ralph, Dick 1956
 Ramage, Cory 1999-00
 Ramage, John 1977, 80-81
 Ransom, Villar 1942
 Rasmussen, Corey 1984-86
 Rawlinson, Doug 1985-86
 Rawlinson, Randy 1983-84
 Reading, Chris 1968-70
 Reading, Lynn 1956
 Reber, Scott 1977-79
 Redd, Glenn 1979-80
 Redden, Matt 1992-95
 Reden, Stehly 2011-12
 Reden, Garrett 2007-08
 Reed, Dermmell 1994-95
 Reed, Larry 1946
 Reed, Michael 2005-08
 Reeve, Mark 1927-29
 Reeve, Wayne 1939-40
 Rehkow, Ryan 2020-21
 Reid, Adney 2003
 Reid, Andy 1979-80
 Reid, Gabriel Po'u 1999-02
 Reid, Spencer 1994-97
 Reilly, Drew 2013
 Regis, Larry 1956-57
 Rex, Byron 1990-92
 Rex, Isaac 2020-21
 Reynolds, Dallas 2005-08
 Reynolds, Houston 2010-11
 Reynolds, Lance 1972-73, 76-77
 Reynolds, Lance Jr. 2004-2005
 Reynolds, Matt 2008-11
 Rhea, Jeff 2002, 05-06
 Rice, Bill 1974-76
 Rice, Rodney 1987-88
 Rice, Tom 1966
 Rich, Andrew 2008-10
 Richards, Golden 1970-71
 Richards, Jimmy 1996-99
 Richardson, Brock 2007-08

Richardson, Glen 1960-63
 Richardson, Joe 1990
 Richardson, Jordan 2009-11
 Richardson, Vernon 1930-32
 Richins, Grant 1942
 Ridley, Skyler 2007, 10-13
 Rigell, Mike 1998, 00-01
 Riggs, Austin 2020-21
 Ring, Bill 1977-78
 Ringwood, Howard 1958-59
 Ripee, Tom 1967-68
 Riska, Gene 1939-41
 Rivera, Keith 1971, 73-74
 Roberts, Bobby 1965-67
 Roberts, Charles 1936-38
 Roberts, Jim 2001
 Roberts, Kyle 1991-93
 Roberts, Tim 1967-69
 Robertson, Heshi 1998-99
 Robins, Roy 1973
 Robinson, Alan 1962-64
 Robinson, Chad 1987-89
 Robinson, Jakob 2021
 Robinson, John 1953-54
 Robinson, Justin 2005-06
 Robinson, Rob 2003
 Robinson, Scott 1983-85
 Robison, Burle 1930-32
 Roderick, Aaron 1997-98
 Rodoni, Brian 1985-87
 Rodrique, Perry 1966-67
 Rogers, Courtney 1986-88
 Rogers, Steve 1980-81
 Romero, Ed 1968
 Romney, Baylor 2019-21
 Romney, Golden 1925
 Romney, Gunner 2018-21
 Ropati, Hinckley 2021
 Rossi, Pete 1984
 Roundy, Elmo 1948-49, 52
 Rowe, Owen 1926-28
 Rowley, Graham 2010-11, 14-15
 Rozeshi, Ed 1971-72
 Russell, Mike 1973-74
 Russell, Tim 1965-66
 Rykert, Dustin 1999-02

SSS

Salanoa, Thor 1985-87
 Salazar, Rob 1982-83
 Saleapaga, Keanu 2018-19
 Salido, Mike 1987-88, 90
 Saluone, Pili 1970-71
 Saluone, Terence 1992-93
 Samples, Bruce 1960
 Samples, Gary 1965
 Sampson, Bryan 2014-15
 Sampson, Eddie 1994-96
 Sampson, Joe 2011-12
 Sampson, Nate 2016-18
 Samson, Trevor 2014-15
 Sanders, Brian 2002-05
 Sanders, Jack 1967
 Sanders, Steve 1985-86
 Sandlin, Rhett 2015-18
 Sanford, Hunt 1932-34
 Sanford, Terry 1967-68
 Santiago, CJ 2007-08
 Santiago, Lou 1963
 Sarkisian, Steve 1995-96
 Sartin, Ron 1958-59
 Sartin, Wayne 1956-58

Satterfield, LaVon 1951-53
 Saulsberry, Andre 2006-07
 Saunooke, Rob 1988
 Scales, Roger 1967-68
 Scanlan, Joe 1966-67
 Schaerr, Cade 1993
 Schaffer, Max 1942
 Schmidt, Jason 1991
 Schmidt, Tom 1976
 Schmitt, Craig 1998-99
 Schoepflin, Bill 1978-80
 Schow, Doug 1964-66
 Scukanec, Jason 1998-01
 Segovia, Damian 1999
 Sekona, Sosia 2005
 Semanoff, Joe 2005-07
 Serck, Ken 1968-70
 Shaw, Gary 1973-75
 Shea, Glenn 1964-65
 Sheide, Gary 1973-74
 Shell, Todd 1980-83
 Shelton, Michael 2015-18
 Sherman, Marc 1984-85
 Shields, Lloyd 1930-32
 Shiffler, Mike 1996-98
 Shifrer, Max 1946
 Shoaf, Thomas 2016-19
 Shoher, Ernest 1930
 Shoemaker, Paul 1995-97
 Shumway, Drew 1953
 Shumway, Jay 1984-86
 Shumway, Shane 1984-86
 Shumway, Rickey 2017
 Shumway, Talon 2016-19
 Sikahema, Kapi 1991
 Sikahema, Vai 1980-85
 Simmerman, Bob 1977
 Simmons, Dean 1933-34
 Simmons, Dennis 1993-96
 Simmons, Don 1926
 Simmons, Gerald 1934
 Simmons, Henry 1926-27
 Simmons, Ron 1991-93
 Simon, Micah 2015, 17-19
 Simpson, Ron 1992
 Sinclair, Paul 1987
 Sitake, Kalani 1994, 97-00
 Sitake, T.J. 1999-00,
 04-05
 Skiba, John 1998-99
 Skidmore, Henry 1967-68
 Skinner, Ryan 2000
 Skousen, Basil 1927-29
 Skousen, Clarence 1927-28
 Skousen, Jim 1946
 Skousen, Marvin 1929-31
 Skousen, Murray 1939
 Skousen, Owen 1951-52
 Slater, Ryan 2001-03
 Slavens, Johnny 1997
 Slayton, Randy 1988-89
 Slipp, Jeff 1967-69
 Small, Mark 1990
 Smilowitz, Julian 1972-73, 75
 Smit, Walter 1950-52
 Smith, Bennie 1971-72
 Smith, Brad 1982-84
 Smith, Brian 2007
 Smith, Bruce 1962-64
 Smith, Chris 1987-90
 Smith, Courtney 1996
 Smith, Dave 1978-79
 Smith, Horrace 1966-68

Smith, Justen 2021
 Smith, Kelly 1983-85
 Smith, Ken 1984-85
 Smith, Lloyd 1961-63
 Smith, Mark 1988-90
 Smith, Marlin 1958,60
 Smith, Matt 2006
 Smith, Sid 1972-75
 Smith, Tyson 1999-00
 Snowden, Will 1997-00
 Soelberg, Nate 2003-2005
 Soffe, Ken 1936-38
 Soffe, Wayne 1935-36
 So'oto, Vic 2005, 07,
 09-10
 Sorensen, Daniel 2008, 11-13
 Sorensen, Justin 2008, 11-13
 Sorensen, Tom 2007-08
 Southam, Skyler 2018-19
 Sowards, Jesse 1997-99
 Spencer, Brock 1990
 Speredon, Jason 2007-08, 10
 Sprouse, Al 1965
 Sprowls, Jeff 1984-85
 Squires, Monte 1966-68
 Sralla, Scott 1991-93
 St. Pierre, Ed 1978-80
 Stacey, Andrew 2005-06
 Staffieri, Markell 2004-07
 Staley, Dustin 1995, 99-01
 Staley, Lucas 1999-01
 Stapley, Hal 1956
 Stapley, Stan 1946-47
 Startin, Wayne 1956-58
 Stearns, Ned 1996-01
 Steele, Greg 1994
 Steele, Tom 2010
 Stephens, Brandon 2001-03
 Stephens, Robert 1988-90
 Stephenson, Riley 2009-12
 Sterling, Otis 1991-92
 Stevens, Chris 1996-97
 Stevenson, Derik 1995-98
 Stewart, Christian 2014
 Stewart Cody 2016-17
 Stewart, Ron 1963
 Stinnett, Eddie 1982-83
 Stoddard, Gary 1974
 Stoddard, Troy 1993
 Stolworthy, Reed 1949, 52-53
 Stolworthy, Tom 1960
 Stolworthy, Willard 1953-54
 Stone, Devon 1961-63
 Stone, Doug 1991-92
 Stone, Thayne 1942, 46-48
 Stout, Zac 2010, 14
 Stratton, Steve 1971-73
 Straw, Jason 1996
 Stringham, Brock 2011-14
 Stringham, Jack 1935-37
 Stromberg, Doug 1977-79
 Stroth, Vince 1980-82
 Sullivan, Sean 2007
 Sumko, Mike 2001-02
 Summers, Gabe 2019-21
 Summers, Hyrum 1996-98
 Sundwall, Pete 1956
 Sutorius, Paul 1967-69
 Swanson, Dave 1968-69
 Swenson, Marc 1976-78
 Swenson, Reed 1923-25

TTT

Taele, Logan 2013-16
 Tafuna, David 2004-06, 08
 Tah, Fahu 1999, 03-05
 Tait, John 1996-98
 Takenaka, Eric 2015-16
 Takitaki, Sione 2014-15,
 17-18
 Taliuli, Merrill 2013, 16-18
 Tanielu, Handsome 2016-17
 Tanner, Beau 2016-17, 19
 Tanner, Kirk 1974
 Tanner, Mike 2000-03
 Tanner, Young 2017
 Tanuvasa, Pepe 2020-21
 Tapusoa, Johnny 2016-17
 Tarleton, Vic 1992-93
 Tausinga, Kesni 2015-17
 Tautu, Sae 2013-16
 Taylor, Clinton 1953-54
 Taylor, Dan 1972-73
 Taylor, Dan 1960-62
 Taylor, Dave 1975-76
 Taylor, Dunn 1923-24, 26
 Taylor, Glen 1954, 56
 Taylor, Golden 1934-35
 Taylor, Isaac 2007-08
 Taylor, Jim 1956
 Tenifa, Lolo 2008
 Tennyson, Bob 1962-63
 Te'o, Shiloah 2008
 Terranova, Mark 1973, 75-76
 Terry, Dave 1971-73
 Tervort, Daniel 2007
 Tew, Kyle 2005
 Thieman, Dick 1965-67
 Thiel, Ted 1948
 Thomas, Rodney 1984-87
 Thomas, Steven 2008-10
 Thompson, Brett 2009, 12-13
 Thompson, Pat 1986-88
 Thompson, Tod 1976-78
 Thorn, Paul 1928-30
 Thorne, Dick 1925-27
 Thorson, Marco 2009-11
 Tialavea, Russell 2005-09, 12
 Tiatia, Sim 1988, 90
 Tibbetts, Ted 1941
 Tibbitts, Ryan 1979-80
 Tidwell, Dave 1983, 85
 Tidwell, Neils 1979, 81-82
 Tidwell, Randy 1978-79
 Tingey, Kent 1978-79
 Titorsor, Glen 1979-80
 Tiualu, Casey 1982-83
 Tofa, Alden 2018-21
 Tolbert, Max 1949-51
 Tolutau, Ula 2017
 Tonga, Khyiris 2017-20
 Tonga, Manase 2005-07, 09
 Tonga, Matongi 2006
 Tooke, Dick 1949, 51
 Tooley, Max 2018-21
 Toolson, Tom 1973-74
 Toone, Cliff 1929, 31
 Towle, Kevin 1985
 Tree, Marion 1947-48
 Tree, Ron 1970-72
 Trinnaman, Jonah 2016-17
 Tripp, Elton 2000
 Tripple, Leo 1963
 Tucker, Glen 1932-33
 Tucker, Larry 1974, 76
 Tuifua, Langi 2017

Tuioti-Mariner, Earl 2018-21
 Tuiloma, Travis 2011, 14-16
 Tuipulotu, Hank 2020
 Tuipulotu, Peter 1987, 89-91
 Tuipulotu, Tom 1983, 85
 Tujague, Garrett 1990-91
 Tukuafu, Joe 2019-21
 Turley, Stan 1940
 Tushaus, Blair 2010-12

UUU

Uale, Travis 2008-11
 Udo, George 2019-21
 Ulufale, Mike 1994-95
 Unga, Harvey 2006-09
 Unga, Morgan 2015-17
 Unga, Victor 2008
 'Unga, Uani 2012-13
 Unger, Nick 1987
 Unutoa, Morris 1989, 93-95
 Uperesa, Keith 1974-77
 Uselman, Mark 1974-75

VVV

Vacher, Clug 1929-30
 Vaitai, Manaaki 2007, 10-13
 Vakalahi, Fono 2009
 Vakapuna, Taufui 2003, 06-08
 Valdez, Nati 1989-92
 Valgardson, Don 1976
 Valgardson, Kam 1997-00
 Valgardson, Rich 1971
 Van De Merwe, Jan 1976-77
 VanDerWouden, John 1975-77
 Van Leeuwen, Craig 1974
 Van Leeuwen, Kent 1986
 Van Noy, Kyle 2010-13
 Van Sweden, Dan 2006-07, 09
 Van Valkenburg, AJ 2010
 Van Valkenburg, Dan 1976
 Van Valkenburg, Pete 1970-72
 VanWoerkom, Scott 1989-90
 Varner, Ross 1976-78
 Varner, Stan 1973-75
 Varoz, Brett 1983
 Vea, Simote 2010-12
 Velasco, John 1953-54
 Velasco, Ron 1976-78
 Verbantz, Tom 1953-55
 Verney, John 1934-35
 Vest, Niles 1933
 Vesterfelt, Jay 1962-63
 Vincent, Hanale 2001-04
 VonColln, J. C. 1986-87
 Vorwaller, Wes 1960

WWW

Wade, Alton 1953
 Wadsworth, Jeff 1983
 Wadsworth, Michael 2013-15
 Wagner, Aaron 2005-06
 Wagner, Jadon 2008-11
 Wake, Masen 2019-21
 Waldo, Vern 1934-36
 Walsh, John 1991, 93-94
 Wakley, Ron 1967-69
 Walkenhorst, Paul 2000-02, 05
 Walker, Jason 1995-98
 Walker, Kevin 1980-82
 Walker, Mark 1979-81
 Walter, John 1970

Wangsgard, Keith 1930-31
 Wanosik, Bill 1963-65
 Warcup, Rob 1998-99
 Ward, Anthony 2000-01
 Ward, Roy 1976
 Wardell, Doug 1962-64
 Warner, Chris 2006
 Warner, Fred 2014-17
 Warner, Max 1932
 Warner, Meldon 1935, 37
 Warner, Troy 2016-20
 Watanabe, Will 2019
 Waters, Merrill 1936, 38
 Watford, Dennis 1968-70
 Watkins, Chris 1999-00
 Watkins, Todd 2004-05
 Watterson, Eric 2004
 Watts, Stan 1936
 Webb, Dennis 1978, 81
 Weber, Riley 2004-05
 Webster, Gary 1985
 Weed, Mark 1942
 Weenig, Jay 1955-56
 Weenig, John 1937, 39
 Weenig, Val 1961-62
 Weight, Gary 1974-75
 Weinkauf, Mike 1967-69
 Wells, Grant 1971-73
 Wells, Von 1970-72
 Wesley, De'Ondre 2013-14
 West, Henry 1952-54
 Westbrook, Michael 1998-99
 Westover, Udel 1951-52
 Whalen, Marcus 2000, 02-03
 Wheat, Carter 2020-21
 Wheat, Warren 1986-88
 Wheeler, Melvin 1934-36
 White, Brian 1986-88
 White, Greg 1996
 White, Leon 1982-85
 White, Reed 2007-08
 White, Spencer 2003-05
 Whitehead, Clark 1953
 Whiting, Teag 2000-01
 Whitney, Fred 1942
 Whitsett, Vic 1979
 Whittingham, Cary 1981, 83-85
 Whittingham, Fred 1986-89
 Whittingham, Kyle 1978-81
 Wilcox, Brad 2013-15
 Wilcox, Chris 2016-20
 Wilcox, Jeff 1984-86
 Wilgar, Dana 1973-76
 Wilgar, Payton 2019-21
 Wilkerson, Rod 2001-04
 Wilkes, Doug 1978-79
 Wilkinson, Bob 1923
 Wilkinson, Glen 1931
 Willardson, Troy 1994
 Willett, Ralph 1950
 Williams, Doug 1978-79
 Williams, Duaine 1992-93
 Williams, Jack 1997
 Williams, Jamaal 2012-14, 16
 Williams, Ty'Son 2019
 Willing, RJ 2004, 07-09
 Willis, Jamal 1991-94
 Willis, Seth 2021
 Willis, Shamon 2019-21
 Wilson, Derrus 2000-01
 Wilson, Grant 1964-66

Wilson, Jessie 1934
 Wilson, John 1962-63
 Wilson, Josh 2020-21
 Wilson, Kyle 2002-03
 Wilson, Marc 1977-79
 Wilson, Pete 1931-33
 Wilson, Richard 2010-13
 Wilson, Rick 1988
 Wilson, Rob 1978-80
 Wilson, Ron 1970-71
 Wilson, Zach 2018-20
 Wing, George 1939-41
 Wingard, Casey 1977-78
 Winward, Troy 1998
 Witney, Frank 1946
 Wolfgramm, Solomone 2016-17
 Wolfley, Rick 2007-08
 Wong, Joe 1997-98
 Wong, Louis 1982-84
 Wood, Dick 1961, 63-64
 Wood, Don 1948, 52-53
 Wood, John 1956
 Wood, Rod 1976-78
 Woodward, Jack 1934-35
 Worthington, Vernal 1925-27
 Wright, Bill 1960-62
 Wright, Bill 2000-03
 Wright, Dave 1983-85
 Wright, Frank 1934-35
 Wright, Wes 2020

XX

Xanthos, Vincent 2001-03

YYY

Yancey, Daren 1995-98
 Yarro, Justin 1992-93
 Yarro, Ralph 1960-61
 Yeck, Michael 2012-14
 Young, Eddie 1958
 Young, Ike 1922-23
 Young, Jonathan 1982-83
 Young, LeGrand 1957-59
 Young, Mike 1987
 Young, Scott 2002-04
 Young, Steve 1981-83
 Young, Tom 1992-94
 Younger, Stan 1977-78

ZZZ

Zayas, Rich 1986-87
 Zeller, Mike 1967-68
 Ziolkowski, Jake 2014-15
 Zitting, Ron 1956
 Zogg, Murray 1995-96
 Zundel, Matt 1989-91
 Zwahlen, Lynn 1972-73, 76-77

PASSING

YR.	PLAYER	ATT	CMP	INT	YDS	TD
2021	Jaren Hall	189	296	5	2,583	20
2020	Zach Wilson	336	247	3	3,692	33
2019	Zach Wilson	319	199	9	2,382	11
2018	Zach Wilson	120	182	3	1,578	12
2017	Tanner Mangum	147	257	9	1,540	8
2016	Taysom Hill	372	222	11	2,323	12
2015	Tanner Mangum	446	267	10	3,377	23
2014	Christian Stewart	348	199	9	2,621	25
2013	Taysom Hill	438	236	14	2,938	19
2012	Riley Nelson	308	181	13	2,011	13
2011	Riley Nelson	202	116	7	1,717	19
2010	Jake Heaps	383	219	9	2,316	15
2009	Max Hall*	409	275	14	3,560	33
2008	Max Hall*	447	330	14	3,957	35
2007	Max Hall*	496	298	12	3,848	26
2006	John Beck*	417	289	8	3,885	32
2005	John Beck*	513	331	13	3,709	27
2004	John Beck	343	192	8	2,563	15
2003	Matt Berry	235	147	14	1,445	7
2002	Brett Engemann	215	119	8	1,334	6
2001	Brandon Doman	408	261	8	3,542	33
2000	Charlie Peterson	260	149	5	1,617	6
1999	Kevin Feterik	452	277	15	3,554	25
1998	Kevin Feterik	336	202	6	2,718	16
1997	Kevin Feterik	208	125	5	1,767	11
1996	Steve Sarkisian	404	278	12	4,027	33
1995	Steve Sarkisian	385	250	14	3,437	20
1994	John Walsh	463	284	14	3,712	29
1993	John Walsh	397	244	15	3,727	28
1992	Ryan Hancock	288	165	13	2,635	17
1991	Ty Detmer*	403	249	12	4,031	35
1990	Ty Detmer*	562	361	28	5,188	41
1989	Ty Detmer*	412	265	15	4,560	32
1988	Sean Covey	319	174	10	2,607	13
1987	Bob Jensen	259	144	14	1,833	10
1986	Steve Lindsley	287	180	18	2,247	12
1985	Robbie Bosco	511	338	24	4,273	30
1984	Robbie Bosco*	458	283	11	3,875	33
1983	Steve Young#	429	306	10	3,902	33
1982	Steve Young *	367	230	18	3,100	18
1981	Jim McMahon#	423	272	7	3,555	30
1980	Jim McMahon#	445	284	18	4,571	47
1979	Marc Wilson*	427	250	15	3,720	29
1978	Marc Wilson	233	121	13	1,499	8
1977	Marc Wilson*	277	164	18	2,418	24
1976	Gifford Nielsen*	372	207	19	3,192	29
1975	Gifford Nielsen	180	110	7	1,471	10
1974	Gary Scheide	300	181	19	2,174	23
1973	Gary Scheide*	294	177	12	2,350	22
1972	Bill August	144	69	5	891	2
1971	Bill August	87	37	11	448	2
1970	Rick Jones	168	76	17	851	1
1969	Marc Lyons	193	87	11	1,297	9
1968	Marc Lyons	157	66	9	735	2
1967	Marc Lyons	193	99	8	1,313	9
1966	Virgil Carter	293	141	16	2,182	21
1965	Virgil Carter*	250	120	13	1,789	20
1964	Virgil Carter	193	66	14	1,154	9
1963	Ron Stewart	23	10	0	160	1
1962	Eldon Fortie	100	43	11	814	7
1961	Eldon Fortie	83	33	11	469	5
1960	Bud Belnap	51	20	8	285	2
1959	Gary Dunn	31	10	3	223	1
1958	Wayne Startin	68	28	8	332	2
1957	Carroll Johnston	102	39	7	447	3
1956	Carroll Johnston	167	71	15	945	8
1955	Don Dixon	60	21	9	335	2
1954	Ron Bean	42	20	1	437	0
1953	LaVon Satterfield	92	34	8	568	4

* Led Conference, # Led Nation

RECEIVING

YR.	PLAYER	REC	YDS	TD
2021	Puka Nacua	43	805	6
	Neil Pau'u	46	526	6
2020	Dax Milne	70	1,188	8
2019	Micah Simon	51	616	2
	Matt Bushman	47	688	4
2018	Matt Bushman	29	511	2
2017	Matt Bushman	49	520	3
2016	Nick Kurtz	49	541	2
2015	Mitch Mathews	54	737	11
2014	Mitch Mathews	73	922	9
2013	Cody Hoffman	57	894	5
2012	Cody Hoffman	100	1,248	11
2011	Cody Hoffman	61	943	10
2010	JJ Di Luigi	45	443	1
	Cody Hoffman	42	527	7
2009	Dennis Pitta	62	829	8
2008	Austin Collie#	106	1,538	15
2007	Dennis Pitta	59	813	5
2006	Jonny Harline	58	935	12
2005	Jonny Harline	63	853	5
2004	Austin Collie	53	771	8
	Todd Watkins	52	1,042	6
2003	Toby Christensen	53	547	4
2002	Reno Mahe	59	771	2
2001	Reno Mahe*	91	1,211	9
2000	Margin Hooks	61	718	2
1999	Margin Hooks	60	1,067	7
1998	Margin Hooks	49	732	3
1997	Ben Cahoon	57	931	4
1996	K.O. Kealaluhi	49	901	8
1995	Mike Johnston	40	650	6
1994	Tim Nowatzke	47	601	4
1993	Eric Drage	54	867	5
1992	Eric Drage	56	1,093	12
1991	Eric Drage	46	1,018	10
1990	Andy Boyce	79	1,241	13
1989	Chris Smith	60	1,090	5
1988	Chuck Cutler	64	1,039	10
1987	Darren Handley	52	636	3
1986	Mark Bellini	46	839	5
1985	Mark Bellini	63	1,008	14
1984	David Mills*	60	1,023	7
1983	Casey Tiumalu	60	583	3
	Gordon Hudson	44	596	6
1982	Gordon Hudson*	67	928	6
1981	Gordon Hudson*	67	960	0
1980	Scott Phillips*	60	689	7
1979	Homer Jones*	46	404	4
1978	Mike Chronister	52	850	3
1977	Todd Christensen*	50	603	5
1976	Todd Christensen	51	510	3
1975	Todd Christensen	30	319	3
1975	J. VanDerWouden	29	621	3
1974	John Betham	38	569	6
1973	Jay Miller#	100	1,181	8
1972	Logan Hunter	49	555	2
1971	Golden Richards	14	238	1
1970	Golden Richards	36	513	1
1969	Kip Jackson	25	261	3
1968	Ed Romero	41	495	1
1967	Phil Odle*	77	971	9
1966	Phil Odle	60	920	5
1965	Phil Odle*	46	657	10
1964	Bruce Smith	30	470	3
1963	Bruce Smith	13	178	1
1962	Bruce Smith	14	230	0
1961	Paul Allen	5	261	3
1961	Don Peterson	11	115	0
1960	Jack Gifford	6	138	1
1959	Howard Ringwood	10	130	0
1958	R.K. Brown	10	177	2
1957	R.K. Brown	12	183	2
1956	Burt Bullock	22	291	2
1955	Owen Skousen	10	190	0
1954	Tom Verbantz	14	226	0

RUSHING

YR.	PLAYER	RUSH	YDS	AVG
2021	Tyler Allgeier	276	1,601	5.8
2020	Tyler Allgeier	150	1,130	7.5
2019	Stone Finau	59	359	6.1
	Lopini Katoa	85	358	4.2
2018	Lopini Katoa	76	423	5.6
2017	Squally Canada	120	710	5.9
2016	Jamaal Williams	234	1,375	5.9
2015	Algernon Brown	127	709	5.6
2014	Jamaal Williams	109	518	4.8
2013	Taysom Hill	246	1,344	5.5
2012	Jamaal Williams	166	775	4.7
2011	JJ Di Luigi	116	584	5.0
2010	JJ Di Luigi	178	917	5.2
2009	Harvey Unga	208	1,087	5.2
2008	Harvey Unga	240	1,132	4.7
2007	Harvey Unga	244	1,227	5.0
2006	Curtis Brown	201	1,010	5.0
2005	Curtis Brown	210	1,123	5.3
2004	Curtis Brown	158	828	5.0
2003	Rey Brathwaite	145	812	5.6
2002	Marcus Whalen	181	918	5.1
2001	Luke Staley	196	1,582	#8.1
2000	Luke Staley	130	548	3.7
1999	Fahu Tahi	102	445	4.4
1998	Ronney Jenkins	252	1,307	5.2
1997	Brian McKenzie	218	1,004	4.6
1996	Brian McKenzie	167	950	5.7
1995	Hema Heimuli	112	449	4.0
1994	Jamal Willis	204	1,042	5.1
1993	Kalin Hall	113	567	5.0
1992	Jamal Willis	204	1,004	4.9
1991	Peter Tuipulotu	125	619	5.0
1990	Peter Tuipulotu	98	637	6.5
1989	Fred Whittingham	109	582	5.3
1988	Fred Whittingham	88	513	5.8
1987	Fred Whittingham	129	418	3.2
1986	Lakei Heimuli	230	966	4.2
1985	Lakei Heimuli	188	913	4.6
1984	Lakei Heimuli	158	796	5.0
1983	Casey Tiumalu	139	851	6.1
1982	Casey Tiumalu	110	681	6.0
1981	Scott Pettis	94	499	5.3
1980	Eric Lane	96	473	4.9
1979	Eric Lane	94	595	6.3
1978	Bill Ring	116	520	4.5
1977	Scott Phillips	47	325	6.9
1976	Jeff Blanc	149	625	4.0
1975	Jeff Blanc	216	984	4.6
1974	Jeff Blanc	199	784	3.9
1973	Mark Terranova	94	414	4.3
1972	P. Van Valkenburg#	232	1,386	6.0
1971	P. Van Valkenburg	121	601	4.9
1970	P. Van Valkenburg	103	405	3.9
1969	Kip Jackson	209	791	3.7
1968	Dave Swanson	94	353	3.8
1967	Ron Wakley	62	296	4.7
1966	John Ogden*	204	906	4.4
1965	John Ogden*	152	700	4.6
1964	John Ogden*	179	770	4.3
1963	Phil Brady	71	318	4.5
1962	Eldon Fortie*	199	1,149	5.8
1961	Eldon Fortie	138	422	3.1
1960	Bud Belnap	101	256	2.5
1959	LeGrand Young	83	423	5.1
1958	Weldon Jackson*	101	698	6.9
1957	Weldon Jackson	138	605	4.3
1956	Steve Campora	34	259	7.6
1955	Phil Oylar	64	366	5.7
1954	Dick Felt	90	379	4.2
1953	Reed Stolworthy	86	473	5.5
1952	Reed Stolworthy	99	436	4.4

* Led Conference, # Led Nation

TOTAL OFFENSE

YR.	PLAYER	RUSH	PASS	TOTAL
2021	Jaren Hall	307	2,583	2,890
2020	Zach Wilson	254	3,692	3,946
2019	Zach Wilson	167	2,382	2,549
2018	Zach Wilson	221	1,578	1,799
2017	Tanner Mangum	-2	1,540	1,538
2016	Taysom Hill	603	2,323	2,926
2015	Tanner Mangum	-92	3,377	3,285
2014	Christian Stewart	163	2,621	2,784
2013	Taysom Hill	1,344	2,938	4,282
2012	Riley Nelson	196	2,011	2,207
2011	Riley Nelson	392	1,717	2,109
2010	Jake Heaps	-100	2,316	2,216
2009	Max Hall*	75	3,560	3,635
2008	Max Hall*	115	3,957	4,072
2007	Max Hall*	14	3,848	3,862
2006	John Beck*	-8	3,885	3,877
2005	John Beck*	61	3,709	3,770
2004	John Beck	-36	2,563	2,527
2003	Matt Berry	-100	1,445	1,345
2002	Bret Engemann	-20	1,334	1,314
2001	Brandon Doman*	456	3,542	3,998
2000	Charlie Peterson	-78	1,617	1,539
1999	Kevin Feterik	-77	3,554	3,477
1998	Kevin Feterik	-111	2,718	2,607
1997	Kevin Feterik	-156	1,767	1,611
1996	Steve Sarkisian	-44	4,027	3,983
1995	Steve Sarkisian	-167	3,437	3,270
1994	John Walsh	-239	3,712	3,473
1993	John Walsh	-307	3,727	3,420
1992	Ryan Hancock	-49	2,635	2,586
1991	Ty Detmer#	-30	4,031	4,001
1990	Ty Detmer*	-166	5,188	5,022
1989	Ty Detmer*	-127	4,560	4,433
1988	Sean Covey	-82	2,607	2,525
1987	Bob Jensen	84	1,833	1,917
1986	Steve Lindsley	-90	2,247	2,157
1985	Robbie Bosco*	-132	4,273	4,141
1984	Robbie Bosco#	57	3,857	3,932
1983	Steve Young#	444	3,902	4,346
1982	Steve Young*	407	3,100	3,507
1981	Jim McMahon#	-97	3,555	3,458
1980	Jim McMahon#	56	4,571	4,627
1979	Marc Wilson#	-140	3,720	3,580
1978	Marc Wilson	85	1,499	1,584
1977	Marc Wilson*	20	2,418	2,438
1976	Gifford Nielsen*	-273	3,192	2,919
1975	Gifford Nielsen	-144	1,471	1,327
1974	Gary Scheide	-165	2,174	2,009
1973	Gary Scheide	-7	2,350	2,343
1972	Van Valkenburg	1,386	32	1,418
1971	Van Valkenburg	601	83	684
1970	Rick Jones	-112	851	739
1969	Marc Lyons	-83	1,297	1,214
1968	Marc Lyons	-99	735	636
1967	Marc Lyons	137	1,313	1,450
1966	Virgil Carter#	363	2,182	2,545
1965	Virgil Carter*	474	1,789	2,263
1964	Virgil Carter	38	1,154	1,542
1963	Phil Brady	318	130	448
1962	Eldon Fortie*	1,149	814	1,963
1961	Eldon Fortie	422	469	891
1960	Bud Belnap	256	285	541
1959	LeGrand Young	423	0	423
1958	Weldon Jackson	698	0	698
1957	Weldon Jackson	605	0	605
1956	Carroll Johnston	39	986	1,025
1955	Phil Oyler	366	15	381
1954	Ron Bean	4	437	441
1953	LaVon Satterfield	114	568	682
1952	Reed Stolworthy	436	0	436

SCORING

YR.	PLAYER	TD	PAT	FG	PTS
2021	Tyler Allgeier	23	0	0	138
2020	Jake Oldroyd	0	60	13	99
2019	Jake Oldroyd	0	40	16	88
2018	Skyler Southam	0	42	11	75
2017	Rhett Almond	0	22	13	61
2016	Rhett Almond	0	39	17	90
2015	Trevor Samson	0	52	14	94
2014	Trevor Samson	0	62	12	98
2013	Justin Sorensen	0	45	21	108
2012	Jamaal Williams	13	0	0	78
2011	Justin Sorensen	0	48	15	93
2010	Mitch Payne	0	37	17	88
2009	Mitch Payne	0	59	10	89
2008	Harvey Unga	15	1	0	92
2007	Harvey Unga	17	0	0	102
2006	Jared McLaughlin*	0	58	14	100
2005	Curtis Brown	16	1	0	98
2004	Matt Payne	0	30	15	75
2003	Matt Payne	0	20	14	62
2002	Matt Payne	0	27	13	66
2001	Luke Staley#	28	1	0	170
2000	Owen Pochman	0	29	19	86
1999	Owen Pochman	0	36	18	90
1998	Owen Pochman	0	41	20	101
1997	Brian McKenzie	12	0	0	72
1996	Ethan Pochman	0	63	20	123
1995	Bill Hansen	0	33	10	63
1994	Jamal Willis	14	0	0	84
1993	Joe Herrick	0	46	10	76
1992	David Lauder	0	42	13	81
1991	Eric Drage	10	0	0	60
1990	Earl Kauffman	0	55	12	91
1989	Jason Chaffetz	0	53	10	83
1988	Matt Bellini	11	0	0	66
1987	Leonard Chitty	0	32	18	86
1986	Leonard Chitty	0	32	16	80
1985	Mark Bellini	14	0	0	84
1984	Lakei Heimuli	14	0	0	84
1984	Lee Johnson	0	43	13	74
1983	Lee Johnson*	0	52	11	85
1982	Kurt Gunther*	0	41	11	74
1981	W. Hamilton*	16	0	0	96
1980	Clay Brown*	15	0	0	90
1979	Brent Johnson*	0	52	10	82
1978	Bill Ring	11	0	0	66
1977	Dev Duke*	0	46	9	73
1976	Dave Taylor*	0	34	15	79
1975	Jeff Blanc	11	0	0	66
1974	Jeff Blanc*	10	0	0	60
1973	Dev Duke	0	29	8	53
1972	P. VanValkenburg	14	0	0	84
1971	P. VanValkenburg	8	0	0	48
1970	Joe Liljenquist	0	9	11	42
1969	Joe Liljenquist	0	21	7	42
1968	Dave Swanson	6	6	0	44
1967	Dennis Patera	0	29	11	62
1966	Virgil Carter	9	1	0	56
1965	Phil Odle*	11	0	0	66
1964	Virgil Carter	5	1	0	32
1963	Frank Baker	0	8	5	23
1962	Eldon Fortie*	14	4	0	86
1961	Paul Allen	9	4	0	58
1960	Jack Gifford*	3	0	0	18
1959	Jack Gifford	5	2	0	32
1958	Nyle McFarlane	6	3	0	42
1957	Steve Campora	3	1	0	19
1956	Steve Campora	4	0	0	24
1955	LeGrand Young	3	1	0	19
1954	Phil Oyler	3	0	0	18
1953	Dick Felt	5	0	0	30
1952	Dick Felt	7	0	0	42

PUNTING

YR.	PLAYER	NO	YARDS	AVG
2021	Ryan Rehkow	40	1,943	48.6
2020	Ryan Rehkow	28	1,263	45.1
2019	Jake Oldroyd	42	1,814	43.2
2018	Rhett Almong	55	2,217	40.3
2017	Jonny Linehan	59	2,531	42.9
2016	Jonny Linehan	57	2,420	42.5
2015	Jonny Linehan	62	2,649	42.7
2014	Scott Arellano	69	3,106	45.0
2013	Scott Arellano	80	3,279	41.0
2012	Riley Stephenson	59	2,681	45.4
2011	Riley Stephenson	47	1,985	42.2
2010	Riley Stephenson	52	2,182	42.0
2009	Riley Stephenson	42	1,733	41.3
2008	CJ Santiago	41	1,712	41.8
2007	CJ Santiago	62	2,459	39.7
2006	Derek McLaughlin	40	1,636	40.9
2005	Derek McLaughlin	48	1,922	40.0
2004	Matt Payne	62	2,808	45.3
2003	Matt Payne	78	3,433	44.0
2002	Matt Payne	51	2,429	47.6
2001	Aaron Edmonds	46	1,831	39.8
2000	Aaron Edmonds	67	2,924	43.6
1999	Jesse Sowards	51	2,227	43.7
1998	J.D. Hartsfield	65	2,622	40.3
1997	J.D. Hartsfield	65	2,685	41.3
1996	Alan Boardman	44	1,920	43.6
1995	Alan Boardman	47	1,934	41.2
1994	Alan Boardman	57	2,377	41.7
1993	Alan Boardman	56	2,405	43.0
1992	Brad Hunter	29	1,380	47.6
1991	Earl Kauffman	47	1,875	39.9
1990	Earl Kauffman*	42	1,818	43.3
1989	Earl Kauffman	44	1,848	42.0
1988	Pat Thompson*	49	2,195	44.8
1987	Pat Thompson*	71	3,077	43.3
1986	Pat Thompson	57	2,364	41.5
1985	Kevin Towle	53	2,185	41.2
1984	Lee Johnson	57	2,593	45.5
1983	Lee Johnson*	24	1,215	50.6
1982	Mike Mees*	40	1,825	45.6
1981	Mike Mees	57	2,330	40.9
1980	Clay Brown	39	1,555	39.9
1979	Clay Brown#	43	1,950	45.3
1978	Jim McMahon	41	1,600	39.0
1977	Jim McMahon	55	2,161	39.3
1976	David Lowry	64	2,462	38.5
1975	Mark Giles	43	1,707	39.7
1974	Mark Giles	60	2,165	36.1
1973	Mark Giles	58	2,248	39.4
1972	Doug Coon	66	2,500	37.9
1971	Joe Liljenquist	69	2,748	39.8
1970	Joe Liljenquist	37	1,489	40.3
1969	Rich Adams	83	3,239	39.0
1968	Rich Adams	81	3,273	40.9
1967	Rich Adams	37	1,530	41.4
1966	Ben Laverty	32	1,255	39.2
1965	Ben Laverty	52	2,008	38.6
1964	Barry Corchnoy	40	1,501	37.5
1963	Barry Corchnoy	55	2,159	39.3
1962	Bill Wright	41	1,498	36.5
1961	Bill Wright	46	1,862	40.5
1960	Ron Jacobson	34	1,382	39.0
1959	Gary Dunn*	39	1,748	44.8
1958	Gary Dunn	21	828	39.4
1957	Carroll Johnston	50	1,730	34.6
1956	Carroll Johnston	26	977	37.4
1955	D. Overstreet	15	543	36.2
1954	D. Overstreet	14	617	44.1
1953	Dick Felt	27	958	35.5
1952	Udell Westover	40	1,619	40.5

TACKLES

YR.	PLAYER	TOTAL	UA	ASST	TFL
2021	Ben Bywater	102	57	45	8.5
2020	Isaiah Kaufusi	83	46	37	4.5
2019	Kavika Fonua	83	46	37	3.0
2018	Sione Takitaki	118	74	44	9.0
2017	Fred Warner	87	48	39	9.0
2016	Fred Warner	86	47	39	10.5
2015	Michael Wadsworth	79	51	28	2.5
2014	Skye PoVey	78	55	23	4.0
2013	Uani 'Unga	143	61	82	7.5
2012	Brandon Ogletree	102	50	52	13.5
2011	Brandon Ogletree	78	40	36	4.0
2010	Andrew Rich	110	63	47	7.5
2009	Andrew Rich	85	51	34	3.5
2008	Matt Bauman	108	50	58	8.5
2007	Kelly Poppinga	113	46	67	7.5
2006	Cameron Jensen	107	57	50	9.5
2005	Cameron Jensen	84	44	40	6
2004	Cameron Jensen	103	49	54	12
2003	Aaron Francisco	116	57	59	5.5
2002	Paul Walkenhorst	107	47	60	15
2001	Justin Ena	101	64	37	11
2000	Justin Ena	107	49	58	10
1999	Jared Lee	96	67	29	4
1998	Rob Morris	147	114	33	16
1997	Rob Morris	110	61	49	8.5
1996	Shay Muirbrook	97	60	37	8
1995	Eddie Sampson	105	43	62	1.5
1994	Shay Muirbrook	102	41	61	5
1993	Nathan Hall	72	30	42	4
1992	Shad Hansen	101	47	54	5
1991	Shad Hansen	193	63	130	4
1990	Rocky Biegel	99	26	73	1
1989	Bob Davis	137	38	99	2.5
1988	Bob Davis	148	80	68	4
1987	Troy Long	122	60	62	7
1986	J.C. VonCollin	102	49	53	7
1985	Kurt Gouveia	98	57	41	7
1984	Cary Whittingham	147	51	96	0
1983	Marv Allen	118	39	79	1
1982	David Aupiu	119	61	58	0
1981	Kyle Whittingham	132	54	78	16
1980	Glen Redd	148	57	91	2
1979	Gary Kama	139	61	78	15
1978	Rod Wood	157	26	131	6
1977	Rod Wood	107	26	81	6

INTERCEPTIONS

YR.	PLAYER	NO	YARDS	TD	LONG
2021	Malik Moore, Jakob Robinson	3			
2020	Troy Warner	2	0	0	0
2019	Payton Wilgar	3	26	0	17
2018	Isaiah Kaufusi/Austin Lee	2	18/62	0	36
2017	Zayne Anderson/Dayan Ghanwoloku	2	27/105	0	67
2016	Kai Nacua	6	62	0	20
2015	Kai Nacua	6	137	2	50
2014	PoVey, Fua, Nacua	2			
2013	Five players	2			
2012	Daniel Sorensen	3	27	0	26
2011	Travis Uale/Kyle Van Noy	3	10/79	0	10/43
2010	Andrew Rich	5	69	0	32
2009	Scott Johnson/Andrew Rich	4	57/91	0	56/52
2008	David Nixon	3	21	1	19
2007	Four players	3			
2006	Justin Robinson	4	69	1	64
2005	Justin Luettgerodt	3	54	0	28
2004	Micah Alba	3	24	0	24
2003	Aaron Francisco	3	42	0	36
2002	K.Neilson/B. Heaney	3	50/6	0	50/5
2001	Jernaro Gilford	6	131	0	62
2000	Tyson Smith	4	57	0	27
1999	Jared Lee	4	88	0	60
1998	Jason Walker	6	46	0	24
1997	Ben Cook/Tyler Nelson	2	0	0	0

1996	Omar Morgan	4	-4	0	0
1995	Eddie Sampson	5	31	0	27
1994	Patrick Mitchell	3	4	0	4
1993	Jack Damuni	3	7	0	7
1992	Derwin Gray	5	13	0	13
1991	Derwin Gray/Josh Arnold	3	33/0	1/0	23/2
1990	Derwin Gray	6	57	1	30
1989	Brian Mitchell	5	112	1	97
1988	Rodney Rice	6	103	1	70
1987	Rodney Rice/Troy Long	6	51/37	1/0	31/25
1986	Jeff Wilcox	7	110	0	27
1985	Rodney Thomas	5	51	0	51
1984	Mark Allen/Marv Allen	4	32/7	0/0	22/7
1983	Jon Young	6	35	0	22
1982	Walker/Holmoe/Peterson	3	3/10	0	6/8
1981	Dave McKee	4	57		
1980	Tom Holmoe	7	28		
1979	Schoepflin/Redd	5	69/53		
1978	Ron Velasco	3	30		
1977	Bob Prested	5	78		
1976	Tony Hernandez	6	79		
1974	Mike Russell	6	137		
1973	Mike Russell	6	112		
1972	Dave Atkinson	8	88		
1971	Dave Atkinson	9	120		93
1970	Dan Hansen*	8	108		
1969	Paul Sutorius	6	55		
1968	Larry Echohawk	5	52		
1967	Bobby Roberts	7	96		
1966	*Bobby Roberts	7	87		
1965	Bobby Roberts	4	33		
1964	Kent Oborn	2	37		
1963	(Five-way tie)	1			
1962	Gene Frantz*	9	133		
1961	(Several)	1			
1960	Mike Brady	3	17		
1959	(Five-way tie)	1			
1958	H. Ringwood/W. Startin	2	32/22		
1957	Carroll Johnston	7	89		

SACKS

YR.	PLAYER	NO.
2021	Tyler Batty	3.5
2020	Isaiah Kaufusi, Tyler Batty	4.0
2019	Four players	2.0
2018	Corbin Kaufusi	8.5
2017	Corbin Kaufusi	6
2016	Sae Tautu	6
2015	Bronson Kaufusi	11
2014	Bronson Kaufusi	7
2013	Van Noy, Kaufusi	4
2012	Kyle Van Noy	13
2011	Kyle Van Noy	7
2010	Vic So'oto	5
2009	Jan Jorgensen	6
2008	Jan Jorgensen	5
2007	Jan Jorgensen*	13.5
2006	Hala Paongo	5
2005	Justin Maddox	7
2004	Brady Poppinga	6
	Shaun Nua	6
2003	Brady Poppinga	6
2002	Brady Poppinga	8
2001	Ryan Denney	7
2000	Setema Gali	10
1999	Byron Frisch	8
1998	Rob Morris	6
1997	Byron Frisch	9
1996	Shay Muirbrook	9
1995	Matt Redden	6.5
1994	Randy Brock	8
1993	Randy Brock	4
1992	Randy Brock	10
1991	Scott Giles	8
1990	Alema Fitisemanu	11

1989	Chad Robinson	9
1988	Duane Johnson	5.5
1987	David Futrell	11
1986	Shawn Knight	16
1985	Jason Buck	11.5
1984	Ladd Akeo	8
1983	Jim Herrmann	16
1982	Brandon Flint	8
	Chuck Ehin	8
1981	Brandon Flint	13
1980	Glen Titensor	13
1979	Rob Buchanan	8
1978	Ross Varner	7
1977	Mat Mendenhall	11
1976	Mekeli Ileremia	17
1975	Stan Varner	5
1974	Stan Varner	14

* Led Conference, # Led Nation

BYU RECORDS
TOTAL OFFENSE

INDIVIDUAL TOTAL OFFENSE

Career			
1.	14,655	Ty Detmer	1988-91
2.	11,569	Max Hall	2007-09
3.	11,059	John Beck	2003-06
4.	9,744	Taysom Hill	2012-16
5.	9,723	Jim McMahon	1977-78, 80-81
	Top active player:		
	3,621	Jaren Hall	2018-present
Season			
1.	5,022	Ty Detmer	1990
2.	4,627	Jim McMahon	1980
3.	4,433	Ty Detmer	1989
4.	4,346	Steve Young	1983
5.	4,282	Taysom Hill	2013

Game			
1.	603	Ty Detmer at San Diego St.	11/16/91, 52-52
2.	599	Virgil Carter vs. UTEP,	11/5/66, W, 53-33
3.	597	John Walsh at Utah State,	10/30/93, L, 58-56
4.	594	Ty Detmer vs. Penn State,	12/29/89, L, 50-39
5.	582	Marc Wilson vs. Utah,	11/5/77, W, 38-8

TOTAL PLAYS

CAREER			
1.	1,795	Ty Detmer	1988-91
	Top active player:		
	439	Jaren Hall	2018-present

SEASON			
1.	684	Taysom Hill	2013

GAME			
1.	79	Christian Stewart vs. Nevada,	10/18/14, L, 42-35
2.	78	Taysom Hill at Houston,	10/19/13, W, 47-46

PASSING

PASSING YARDS

Career			
1.	15,031	Ty Detmer	1988-91
2.	11,365	Max Hall	2007-09
3.	11,021	John Beck	2003-06
4.	9,536	Jim McMahon	1977-78, 80-81
5.	8,400	Robbie Bosco	1983-85
6.	8,390	John Walsh	1991-94
7.	8,065	Kevin Feterik	1996-99
8.	7,733	Steve Young	1981-83

- 9. 7,652 Zach Wilson 2018-20
- 10. 7,637 Marc Wilson 1975-79

Top active player:

- 22. 3,003 Jaren Hall 2018-present

Season (including all 3,000+ yard seasons)

- 1. 5,188 Ty Detmer 1990
- 2. 4,571 Jim McMahon 1980
- 3. 4,560 Ty Detmer 1989
- 4. 4,273 Robbie Bosco 1985
- 5. 4,031 Ty Detmer 1991
- 6. 4,027 Steve Sarkisian 1996
- 7. 3,957 Max Hall 2008
- 8. 3,902 Steve Young 1983
- 9. 3,885 John Beck 2006
- 10. 3,875 Robbie Bosco 1984
- 11. 3,848 Max Hall 2007
- 12. 3,727 John Walsh 1993
- 13. 3,720 Marc Wilson 1979
- 14. 3,712 John Walsh 1994
- 15. 3,709 John Beck 2005
- 16. 3,692 Zach Wilson 2020
- 17. 3,560 Max Hall 2009
- 18. 3,555 Jim McMahon 1981
- 19. 3,554 Kevin Feterik 1999
- 20. 3,542 Brandon Doman 2001
- 21. 3,437 Steve Sarkisian 1995
- 22. 3,377 Tanner Mangum 2015
- 23. 3,192 Gifford Nielsen 1976
- 24. 3,100 Steve Young 1982

Game

- 1. 619 John Walsh at Utah St., 10/30/93, L, 58-56
- 2. 599 Ty Detmer at SDSU., 11/16/91, T, 52-52
- 3. 585 Robbie Bosco at UNM, 10/19/85, W, 45-23
- 4. 576 Ty Detmer vs. Penn St., 12/29/89, L, 50-39
- 5. 571 Marc Wilson vs. Utah, 11/5/77, W, 38-8

PASSING ATTEMPTS

Career

- 1. 1,530 Ty Detmer 1988-91
- 2. 1,418 John Beck 2003-06
- 3. 1,382 Max Hall 2007-09
- 4. 1,060 Jim McMahon 1977-78, 80-81
- 5. 1,004 Kevin Feterik 1996-99
- 6. 997 Robbie Bosco 1982-85
- 7. 976 John Walsh 1991-94
- 8. 937 Marc Wilson 1975-79
- 9. 921 Tanner Mangum 2015-18
- 10. 908 Steve Young 1981-83

Top active player:

- 25. 342 Jaren Hall 2018-present

Season

- 1. 562 Ty Detmer 1990
- 2. 513 John Beck 2005
- 3. 511 Robbie Bosco 1985
- 4. 496 Max Hall 2007
- 5. 477 Max Hall 2008
- 6. 463 John Walsh 1994
- 7. 458 Robbie Bosco 1984
- 8. 452 Kevin Feterik 1999
- 9. 446 Tanner Mangum 2015
- 10. 445 Jim McMahon 1980

Game

- 1. 67 John Beck vs. UNLV, 10/8/2004, L, 24-20
- 2. 65 Jim McMahon at Colorado St., 11/7/81, W, 63-14
- 3. 63 Christian Stewart vs. Nevada, 10/18/14, L, 42-35
- 4. 61 Sean Covey vs. Virginia, 12/22/1987, L, 22-16
- 4. 61 Robbie Bosco at New Mex., 10/19/85, W, 45-23

PASSING COMPLETIONS

Career

- 1. 958 Ty Detmer 1988-91
- 2. 903 Max Hall 2007-09
- 3. 885 John Beck 2003-06
- 4. 653 Jim McMahon 1977-78, 80-81
- 5. 638 Robbie Bosco 1983-85
- 6. 610 Taysom Hill 2012-16
- 7. 609 Kevin Feterik 1996-99
- 8. 592 Steve Young 1981-83
- 9. 588 John Walsh 1991-94
- 10. 566 Zach Wilson 2018-20

Top active player:

- 23. 220 Jaren Hall 2018-present

Season

- 1. 361 Ty Detmer 1990
- 2. 338 Robbie Bosco 1985
- 3. 331 John Beck 2005
- 4. 330 Max Hall 2007
- 5. 306 Steve Young 1983
- 6. 298 Max Hall 2007
- 7. 289 John Beck 2006
- 8. 284 John Walsh 1994
- 9. 284 Jim McMahon 1980
- 10. 283 Robbie Bosco 1984

Game

- 1. 44 Jim McMahon at CSU, 11/7/81, W, 63-14
- 2. 42 Ty Detmer vs. Penn St., 12/29/89, L, 50-39
- 42 Robbie Bosco at New Mex., 10/19/85, W, 45-23
- 4. 41 John Beck vs. Boston Coll., 9/3/05, L, 20-3
- 5. 40 Jim McMahon vs. N Texas St, 11/8/80, W, 41-23

PASSING TOUCHDOWNS

Career

- 1. 121 Ty Detmer 1988-91
- 2. 94 Max Hall 2007-09
- 3. 84 Jim McMahon 1977-78, 80-81
- 4. 79 John Beck 2003-06
- 5. 66 John Walsh 1991-94
- 66 Robbie Bosco 1983-85
- 7. 61 Marc Wilson 1975-79
- 8. 56 Steve Young 1981-83
- 56 Zach Wilson 2018-20
- 10. 55 Gifford Nielsen 1974-77

Top active player:

- 22. 21 Jaren Hall 2018-present

Season

- 1. 47 Jim McMahon 1980
- 2. 41 Ty Detmer 1990
- 3. 35 Max Hall 2008
- 35 Ty Detmer 1991
- 5. 33 Steve Young 1983
- 33 Robbie Bosco 1984
- 33 Steve Sarkisian 1996
- 33 Max Hall 2009
- 33 Brandon Doman 2001
- 33 Zach Wilson 2020

Game

- 1. 7 Max Hall vs. UCLA, 9/13/08, W, 59-0
- 7 Jim McMahon at CSU, 11/7/81, W, 63-14
- 7 Marc Wilson at Colorado State, 10/15/77, W, 63-17
- 4. 6 Nine tied with six, last player:
James Lark at New Mexico St., 11/24/12, W, 50-14

HIGHEST COMPLETION PERCENTAGE

Career

- Min. 500 attempts
- 1. .676 Zach Wilson 2018-20
- 2. .669 Steve Sarkisian 1995-96
- 3. .653 Max Hall 2007-09
- 4. .652 Steve Young 1981-83
- 5. .640 Robbie Bosco 1982-85

- 6. .626 Ty Detmer 1988-91
- 7. .624 John Beck 2003-06
- 8. .621 Brandon Doman 1998-01
- 9. .616 Jim McMahon 1977-78, 80-81
- 10. .607 Kevin Feterik 1996-99

Season

- Min. 300 attempts
- 1. .735 Zach Wilson 2020
- 2. .713 Steve Young 1983
- 3. .693 John Beck 2006
- 4. .692 Max Hall 2008
- 5. .688 Steve Sarkisian 1996
- 6. .672 Max Hall 2009
- 7. .661 Robbie Bosco 1985
- 8. .649 Steve Sarkisian 1995
- 9. .645 John Beck 2005
- 10. .643 Ty Detmer 1989

Game

- Min. 15 attempts
- 1. 100.0 (18-18) Zach Wilson
vs. W. Michigan, 12/21/18, W, 49-18
- 2. 91.2 (31-34) Steve Sarkisian
at Fresno St, 11/25/95, W, 45-28
- 3. 90.9 (20-22) Max Hall
at Wyoming, 11/7/2009, W, 52-0
- 4. 88.0 (22-25) Steve Young
vs. Utah, 11/19/1983, W, 55-7
- 5. 83.3 (25-30) Max Hall
vs. San Diego St, 11/8/08, W, 41-12

HIGHEST PASS EFFICIENCY RATING

Career

- Min. 400 attempts
- 1. 162.91 Zach Wilson 2018-20
- 2. 162.74 Ty Detmer 1988-91
- 3. 161.96 Steve Sarkisian 1995-96
- 4. 156.91 Jim McMahon 1977-78, 80-81
- 5. 152.03 Brandon Doman 1998-01
- 6. 151.08 Max Hall 2007-09
- 7. 149.82 Steve Young 1981-83
- 8. 149.39 Robbie Bosco 1982-85
- 9. 147.6 John Walsh 1991-94
- 10. 145.23 Gifford Nielsen 1974-77

Season

- 1. 196.44 Zach Wilson 2020
- 2. 176.87 Jim McMahon 1980
- 3. 175.64 Ty Detmer 1989
- 4. 173.56 Steve Sarkisian 1996
- 5. 169.05 John Beck 2006
- 6. 168.51 Ty Detmer 1991
- 7. 168.45 Steve Young 1983
- 8. 160.13 Max Hall 2009
- 9. 159.66 Brandon Doman 2001
- 10. 157.23 Zach Wilson 2018

Game

- Min. 15 attempts
- 1. 321.27 Zach Wilson
vs. Western Michigan, 12/21/18, W, 49-18
- 2. 278.51 Ty Detmer
vs. Utah, 11/18/89, W, 70-31
- 3. 274.06 Zach Wilson, W, 56-24
vs. UMass, 11/23/2019
- 4. 270.04 Max Hall
at Wyoming, 11/7/09, W, 52-0
- 5. 257.25 Steve Young
vs. Utah 11/19/83, W, 55-7

INTERCEPTIONS THROWN

Career

1.	65	Ty Detmer	1988-91
2.	46	Marc Wilson	1977-79
3.	43	Virgil Carter	1964-66
4.	40	Max Hall	2007-09
5.	36	Robbie Bosco	1983-85
6.	35	John Walsh	1991-1994
7.	34	Jim McMahon	1977-78, 80-81
	34	John Beck	2003-2006
9.	33	Steve Young	1981-1983
10.	31	Taysom Hill	2012-16
	31	Gary Sheide	1973-1974

Season

1.	28	Ty Detmer	1990
2.	24	Robbie Bosco	1985
3.	19	Gifford Nielsen	1976
4.	19	Gary Sheide	1974
5.	18	Jim McMahon	1980
	18	Marc Wilson	1977
	18	Steve Young	1982
	18	Steve Lindsley	1986
9.	17	Rick Jones	1970
10.	16	Virgil Carter	1966

Game

1.	7	Jim Eccles	vs. Utah, 10/9/48	L, 30-0
----	---	------------	-------------------	---------

INTERCEPTION AVOIDANCE PCT.

Career

Min. 500 attempts

1.	1.79%	Zach Wilson	2018-20
2.	2.40%	John Beck	2003-06
3.	2.68%	Jake Heaps	2010-11
4.	2.69%	Kevin Feterik	1996-99
5.	2.78%	Brandon Doman	1998-01
6.	2.89%	Max Hall	2007-09
7.	2.96%	Taysom Hill	2012-16
8.	3.21%	Jim McMahon	1977-78, 80-81
9.	3.30%	Steve Sarkisian	1995-96
10.	3.41%	Sean Covey	1986-89

Season

Min. 300 attempts

1.	0.89%	Zach Wilson	2020
2.	1.7%	Jim McMahon	1981
3.	1.79%	Kevin Feterik	1998
4.	1.92%	John Beck	2006
5.	1.96%	Brandon Doman	2001
6.	2.24%	Tanner Mangum	2015
7.	2.331%	Steve Young	1983
	2.332%	John Beck	2004
9.	2.35%	Jake Heaps	2010
10.	2.40%	Robbie Bosco	1984

MOST CONSECUTIVE PASS ATTEMPTS WITHOUT AN INTERCEPTION

(may span over multiple seasons)

1.	184	Zach Wilson	2020
2.	164	Charlie Peterson	2000
3.	154	Jim McMahon	1981
	154	John Beck	2005
5.	135	Brandon Doman	2001

TIMES SACKED

Career

1.	108	Ty Detmer	1988-91
2.	98	Kevin Feterik	1996-99
3.	93	John Walsh	1991-94
4.	82	Taysom Hill	2012-16
5.	81	John Beck	2003-06

Season

1.	43	John Walsh	1993
2.	38	Steve Sarkesian	1995
3.	38	Kevin Feterik	1998
4.	37	Ty Detmer	1989
	37	Kevin Feterik	1999
	37	Taysom Hill	2013

Game

1.	10	Ty Detmer	at Hawaii, 9/28/89	L, 56-14
		John Walsh	at UCLA, 9/9/93	L, 68-14

Top active player:

18	Jaren Hall	2018-present
----	------------	--------------

500-YARD PASSING GAMES

Career

1.	5	Ty Detmer	1988-91
2.	2	Robbie Bosco	1983-85
	2	Jim McMahon	1977-78, 80-81
4.	1	Six players tied with 1	

Season

1.	2	Ty Detmer	1990
	2	Ty Detmer	1989
	2	Robbie Bosco	1985
	2	Jim McMahon	1981
5.	1	Six players tied with 1	

400-YARD PASSING GAMES

Career

1.	14	Ty Detmer	1988-91
2.	9	Jim McMahon	1977-78, 80-81
3.	5	John Walsh	1991-94
4.	4	Robbie Bosco	1983-85
5.	3	Four players tied with 3	

Season

1.	8	Ty Detmer	1990
2.	6	Jim McMahon	1980
3.	5	Ty Detmer	1989
4.	4	John Walsh	1993
5.	3	Robbie Bosco	1985
	3	Jim McMahon	1981

300-YARD PASSING GAMES

Career

1.	36	Ty Detmer	1988-91
2.	20	Max Hall	2007-09
3.	19	John Walsh	1991-94
	19	Jim McMahon	1977-78, 80-81
5.	17	John Beck	2003-06

Season

1.	13	Ty Detmer	1989
2.	12	Ty Detmer	1990
	12	Jim McMahon	1980
4.	10	Ty Detmer	1991
	10	Marc Wilson	1979

LONGEST PASS PLAY

1.	97 yards	T. Detmer to E. Drage	vs. Utah 11/23/91	W, 48-17
2.	93 yards	J. Walsh to T. Anderson	vs. Utah State 10/30/93	L, 58-56
3.	89 yards	R. Bosco to K. Smith	at New Mexico	W, 45-23
4.	87 yards	S. Sarkisian to D. Johnson	vs. Rice 11/9/1996	W, 49-0
5.	84 yards	T. Mangum to M. Juergens	vs. Boise State, 9/12/15	W, 35-24

QB/WR TOUCHDOWN COMBOS

Career

1.	22	Max Hall/Austin Collie
----	----	------------------------

2.	19	Max Hall/Dennis Pitta
3.	18	Jim McMahon/Clay Brown
4.	17	Robbie Bosco/Mark Bellini
5.	16	John Beck/Jonny Harline

RECEIVING

RECEIVING YARDS

Career

1.	3,612	Cody Hoffman	2010-13
2.	3,255	Austin Collie	2004, 07-08
3.	3,065	Eric Drage	1990-93
4.	2,901	Dennis Pitta	2004, 07-09
5.	2,841	Margin Hooks	1997-00
6.	2,635	Matt Bellini	1987-90
7.	2,548	Phil Odle	1965-67
8.	2,484	Gordon Hudson	1981-83
9.	2,429	Mark Bellini	1982-86
10.	2,367	Chris Smith	1987-90

Top active player:

18.	1,900	Gunner Romney	2018-present
-----	-------	---------------	--------------

Season (including all 1000+ yard seasons)

1.	1,538	Austin Collie	2008
2.	1,248	Cody Hoffman	2012
3.	1,241	Andy Boyce	1990
4.	1,211	Reno Mahe	2001
5.	1,188	Dax Milne	2020
6.	1,181	Jay Miller	1973
7.	1,156	Chris Smith	1990
8.	1,093	Eric Drage	1992
9.	1,090	Chris Smith	1989
10.	1,083	Dennis Pitta	2008
11.	1,067	Margin Hooks	1999
12.	1,042	Todd Watkins	2004
13.	1,039	Chuck Cutler	1988
14.	1,023	David Mills	1984
15.	1,018	Eric Drage	1991
16.	1,009	Clay Brown	1980
17.	1,008	Mark Bellini	1985

Game

1.	263	Jay Miller vs. UNM 11/3/73, W, 56-21
2.	259	Gordon Hudson vs. Utah, 11/21/81, W, 56-28
3.	242	Phil Odle vs. UTEP, 11/5/66, W, 53-33
4.	241	Glen Kozlowski vs. Boston College, 8/9/85, W, 28-14
5.	235	Andy Boyce vs. UNM, 10/27/90, W, 55-31

RECEIVING YARDS BY A TIGHT END

Career

1.	2,901	Dennis Pitta	2004, 07-09
2.	2,484	Gordon Hudson	1980-83
3.	2,367	Chris Smith	1988-90
4.	1,763	Itula Mili	1994-96
5.	1,742	Jonny Harline	2004-06
6.	1,719	Matt Bushman	2017-present
7.	1,691	Clay Brown	1977-80
8.	1,376	Chad Lewis	1993-96
9.	1,244	Darren Handley	1986-88
10.	1,231	Trevor Molini	1985-86

Season

1.	1,156	Chris Smith	1990
2.	1,090	Chris Smith	1989
3.	1,083	Dennis Pitta	2008
4.	1,023	David Mills	1984
5.	1,009	Clay Brown	1980

RECEPTIONS

Career

1.	260	Cody Hoffman	2010-13
2.	221	Dennis Pitta	2004, 07-09
3.	215	Austin Collie	2004, 07-08

4.	204	Matt Bellini	1987-90
5.	189	Margin Hooks	1997-00
6.	183	Phil Odle	1965-67
7.	178	Gordon Hudson	1981-83
8.	166	Reno (Junior) Mahe	1998, 01-02
9.	162	Eric Drage	1990-93
10.	157	Curtis Brown	2002, 04-06

Top active player

26.	117	Gunner Romney	2018-present
-----	-----	---------------	--------------

Season

1.	106	Austin Collie	2008
2.	100	Cody Hoffman	2012
	100	Jay Miller	1973
4.	91	Reno Mahe	2001
5.	83	Dennis Pitta	2008
6.	79	Andy Boyce	1990
7.	77	Phil Odle	1967
8.	73	Mitch Mathews	2014
9.	72	Dax Milne	2020
10.	68	Chris Smith	1990

Game

1. 22 Jay Miller at New Mexico, 11/3/73, W, 21-7
2. 16 Mitch Mathews vs. Nevada, 10/18/14, L, 42-35
3. 14 Reno Mahe at Hawaii, 12/8/01, L, 72-45
- 14 Phil Odle vs. UTEP, 11/5/66, W, 53-33
5. 13 Three tied with 13

RECEPTIONS BY A TIGHT END

Career

1.	221	Dennis Pitta	2004, 07-09
2.	178	Gordon Hudson	1981-83
3.	137	Chris Smith	1987-1990
4.	125	Matt Bushman	2017-present
4.	125	Itula Mili	1991, 94-96

Season

1.	83	Dennis Pitta	2008
2.	68	Chris Smith	1990
3.	67	Gordon Hudson	1982
	67	Gordon Hudson	1981
5.	63	Jonny Harline	2005
	63	Trevor Molini	1990
7.	62	Dennis Pitta	2009
8.	60	Chris Smith	1989
	60	David Mills	1984
10.	59	Dennis Pitta	2007

RECEIVING TOUCHDOWNS

Career

1.	33	Cody Hoffman	2010-13
2.	30	Austin Collie	2004, 07-08
3.	29	Eric Drage	1990-93
4.	25	Phil Odle	1965-67
5.	24	Mitch Mathews	2012-15
6.	23	Mark Bellini	1982-86
	23	Glen Kozlowski	1981, 83-85
8.	22	Gordon Hudson	1981-83
9.	21	Dennis Pitta	2004, 07-09
	21	Mike Chronister	1976-78

Top active player:

15.	15	Isaac Rex	2019-present
-----	----	-----------	--------------

Season

1.	15	Austin Collie	2008
	15	Clay Brown	1980
3.	14	Mark Bellini	1985
4.	13	Andy Boyce	1990
5.	12	Isaac Rex	2020
	12	Jonny Harline	2006
	12	Eric Drage	1992
8.	11	Cody Hoffman	2012
	11	Glen Kozlowski	1984

11	Mitch Mathews	2015
11	Kirk Pendleton	1983
11	Phil Odle	1965
11	Mike Chronister	1977

Game

1. 5 Cody Hoffman at New Mexico St., 11/24/12, W, 50-14
2. 4 Luke Ashworth at Colo. St., 11/13/10, W, 49-10
- 4 Kirk Pendleton vs. UNM, 10/15/83, W, 66-21
- 4 John VanderWouden vs. Colo. St., 9/18/76, W, 42-18
5. 3 Fourteen players tied with 3

100-YARD RECEIVING GAMES

Career

1.	18	Cody Hoffman	2010-13
2.	17	Austin Collie	2004, 07-08
3.	12	Eric Drage	1990-93
4.	11	Chris Smith	1988-90
5.	10	Three players tied with 10	

Season

1.	11	Austin Collie	2008
2.	8	Cody Hoffman	2012
3.	7	Margin Hooks	1999
4.	6	Three players tied with 6	

INDIVIDUAL RUSHING

RUSHING YARDS

Career

1.	3,901	Jamaal Williams	2012-16
2.	3,455	Harvey Unga	2006-09
3.	3,221	Curtis Brown	2002, 04-06
4.	2,970	Jamal Willis	1991-94
5.	2,899	Tyler Allgeier	2018-21
6.	2,815	Taysom Hill	2012-16
7.	2,710	Lakei Heimuli	1983-86
8.	2,663	Jeff Blanc	1973-75
9.	2,493	Luke Staley	1999-02
10.	2,392	Pete Van Valkenburg	1969-72

Top active player

19.	1,467	Lopini Katoa	2018-present
-----	-------	--------------	--------------

Season (All 1,000-yard seasons)

1.	1,601	Tyler Allgeier	2021
2.	1,582	Luke Staley	2001
3.	1,386	Pete Van Valkenburg	1972
4.	1,375	Jamaal Williams	2016
5.	1,344	Taysom Hill	2013
6.	1,307	Ronney Jenkins	1998
7.	1,233	Jamaal Williams	2013
8.	1,227	Harvey Unga	2007
9.	1,149	Eldon Fortie	1962
10.	1,132	Harvey Unga	2008
11.	1,130	Tyler Allgeier	2020
12.	1,123	Curtis Brown	2005
13.	1,087	Harvey Unga	2009
14.	1,042	Jamal Willis	1994
15.	1,039	Eldon Fortie	1962
16.	1,010	Curtis Brown	2006
17.	1,004	Jamal Willis	1992
		Brian McKenzie	1997

Game

1. 286 Jamaal Williams vs. Toledo 10/30/16, W, 55-53
2. 272 Eldon Fortie vs. George Wash. 9/29/62, L, 13-12
3. 266 Tyler Allgeier vs. Virginia 10/30/21, W 66-49
4. 259 Taysom Hill vs. Texas, 9/7/13, W, 40-21
5. 250 Ronney Jenkins vs. San Jose State 10/24/1998 W, 46-43

RUSHING ATTEMPTS

Career

1.	726	Jamaal Williams	2012-16
2.	696	Harvey Unga	2006-09
3.	641	Curtis Brown	2002, 04-06
4.	625	Jeff Blanc	1973-75
5.	605	Lakei Heimuli	1983-86
6.	584	Jamal Willis	1991-94
7.	535	John Ogden	1964-66
8.	534	Taysom Hill	2012-16
9.	456	Pete Van Valkenburg	1969-72
10.	452	Tyler Allgeier	2018-21

Top active player

21.	306	Lopini Katoa	2018-present
-----	-----	--------------	--------------

Season

1.	276	Tyler Allgeier	2021
2.	252	Ronney Jenkins	1998
3.	246	Taysom Hill	2013
4.	244	Harvey Unga	2007
5.	240	Harvey Unga	2008
6.	234	Jamaal Williams	2016
7.	232	Pete Van Valkenburg	1972
8.	230	Lakei Heimuli	1986
9.	218	Brian McKenzie	1997
10.	217	Jamaal Williams	2013

Game

1. 37 Pete Van Valkenburg at Utah 11/18/72, W, 16-7
2. 36 Jeff Blanc vs. Wyoming, 10/9/76, L, 34-29
- 36 Pete Van Valkenburg vs. USU, 10/24/70, W, 27-20
4. 35 Pete Van Valkenburg at New Mex, 11/25/72, W, 21-7
5. 34 Three tied with 34

MOST RUSHING TOUCHDOWNS

Career

1.	41	Luke Staley	1999-01
2.	36	Tyler Allgeier	2018-21
2.	36	Harvey Unga	2006-09
4.	35	Jamaal Williams	2012-16
4.	35	Jamal Willis	1991-94
6.	32	Taysom Hill	2012-16
7.	31	Curtis Brown	2002, 04-06
8.	30	Lakei Heimuli	1983-86
9.	29	Waymon Hamilton	1980-83
10.	24	Pete Van Valkenburg	1969-1972
10.	24	Ronney Jenkins	1996-1998

Top active players

15.	19	Lopini Katoa	2018-present
-----	----	--------------	--------------

Season

1.	24	Luke Staley	2001
2.	23	Tyler Allgeier	2021
3.	14	Curtis Brown	2005
	14	Lakei Heimuli	1985
	14	Waymon Hamilton	1981
	14	Eldon Fortie	1962
7.	13	Harvey Unga	2007
	13	Ronney Jenkins	1998
	13	Tyler Allgeier	2020
10.	12	Jamaal Williams	2016
	12	Pete Van Valkenburg	1972
	12	Jamal Willis	1994
	12	Brian McKenzie	1997
	12	Jamaal Williams	2012

Game

1. 5 Tyler Allgeier vs. Virginia 10/30/21, W 66-49
- 5 Jamaal Williams vs. Toledo, 9/30/16, W 55-53
- 5 Luke Staley vs. Colorado State, 11/1/01, W, 56-34
- 5 Eric Lane at Utah State, 10/13/79, W, 48-24
4. 4 Lopini Katoa vs. New Mex St. 11/17/18, W, 45-10
- 4 Ronney Jenkins vs. SJSU, 10/24/1998, W, 46-43

- 4 John Ogden vs. Western Mich., 11/14/64 , W, 43-8
- 4 Dick Felt at SJSU, 11/8/52, L, 44-27

100-YARD RUSHING GAMES

Career		
1.	16	Jamaal Williams 2012-16
2.	15	Harvey Unga 2006-09
	15	Curtis Brown 2002, 04-06
3.	13	Tyler Allgeier 2018-present
4.	10	Luke Staley 1999-01
	10	Jamal Willis 1991-94
	10	John Ogden 1964-66

Season		
1.	9	Luke Staley 2001
2.	7	Tyler Allgeier 2021
2.	7	Harvey Unga 2007
4.	6	Six players tied with 6

MOST YARDS PER CARRY

Career		
Min.	Attempts	(Att.-Yds)
1.	6.41	Tyler Allgeier 2018-2021 (452-2899)
2.	5.95	Luke Staley 1999-2002 (419-2493)
3.	5.52	Peter Tuipulotu 1987-1991 (277-1528)
4.	5.37	Jamaal Williams 2012-2016 (726-3901)
5.	5.37	Ronney Jenkins 1996-1998 (380-2040)
6.	5.27	Taysom Hill 2012-2016 (534-2815)
7.	5.25	Pete Van Valkenburg 1969-1972 (456-2392)
8.	5.22	Kalin Hall 1992-1993 (251-1309)
9.	5.16	Jamal Willis 1991-1994 (576-2970)
10.	5.11	JJ Di Luigi 2008-2011 (352-1797)

Season		
Min.	Att	(Att-Yds)
1.	8.03	Luke Staley 2001 (197-1582)
2.	7.53	Tyler Allgeier 2020 (150, 1,130)
3.	6.91	Weldon Jackson 1958 (101-698)
4.	6.26	Casey Tiumalu 1983 (134-839)
5.	6.05	Casey Tiumalu 1982 (110-665)
6.	5.97	Pete Van Valkenburg 1972 (232-1386)
7.	5.92	Squally Canada 2017 (120-710)
8.	5.88	Jamaal Williams 2016 (234-1375)
9.	5.80	Tyler Allgeier 2021 (276-1601)
10.	5.77	Eldon Fortie 1962 (199-1149)

LONGEST RUN FROM SCRIMMAGE

- 95 Reynaldo Brathwaite vs. SDSU, 10/4/03, W, 44-36
- 93 Weldon Jackson vs. Fresno St., 9/20/1958, W, 29-7

LONGEST SCORING RUN

- 95 Reynaldo Brathwaite vs. SDSU, 10/4/03, W, 44-36
- 93 Weldon Jackson vs. Fresno St., 9/20/1958, W, 29-7

CONSECUTIVE 1,000 YARD RUSHING SEASONS

- 3 Harvey Unga 2006-09 (2007, 2008, 2009)
- 2 Tyler Allgeier 2018-21 (2020, 2021)

SCORING

MOST POINTS SCORED

Career		
1.	334	Mitch Payne 2007-10
2.	333	Owen Pochman 1997-00
3.	312	Matt Payne 2001-04
4.	290	Luke Staley 1999-01
5.	272	Harvey Unga 2006-09

Top active player:

6.	266	Jake Oldroyd 2016, 19-present
----	-----	-------------------------------

Season			
1.	170	Luke Staley 2001	
2.	138	Tyler Allgeier 2021	
3.	123	Ethan Pochman 1996	
4.	109	Matt Payne 2001	
5.	108	Justin Sorensen 2013	

Game		
1.	30	Tyler Allgeier vs. Virginia, 10/30/21, W 66-49
	30	Jamaal Williams vs. Toledo, 9/30/16, W, 55-53
	30	Cody Hoffman at New Mexico St., 11/24/12, W, 50-14
	30	Luke Staley vs. Colorado St., 11/1/01, W, 56-34
	30	Luke Staley vs. Utah St., 10/5/01, W, 54-34
	30	Ronney Jenkins vs. SJSU, 10/24/98, W, 46-43
	30	Eric Lane, at Utah St., 10/13/79, W, 48-24

MOST TOTAL TOUCHDOWNS

Career				
1.	48	Luke Staley	41 run, 7 rec	1999-2001
2.	45	Harvey Unga	36 run, 9 rec	2006-09
3.	40	Jamal Willis	35 run, 5 rec	1991-94
4.	37	Tyler Allgeier	36 run, 1 rec	2018-21
5.	36	Jamaal Williams	35 run, 1 rec	2012-16
	36	Curtis Brown	31 run, 5 rec	2002, 04-06

Top active player:

25	Lopini Katoa	19 run, 6 rec
----	--------------	---------------

Season			
1.	28	Luke Staley	24 run, 4 rec 2001
2.	17	Harvey Unga	13 run 4 rec 2007
3.	16	Curtis Brown	14 run, 2 rec 2005
	16	Waymon Hamilton	14 run, 2 rec 1981
5.	15	Five players tied with 5	

Game		
1.5	Tyler Allgeier vs. Virginia, 10/30/21, W 66-49	
5	Jamaal Williams vs. Toledo 9/30/16, W 55-53	
5	Cody Hoffman at New Mex St. 11/24/12, W, 50-14	
5	Luke Staley vs. Colorado St., 11/1/01, W, 56-34	
5	Luke Staley vs. Utah St., 10/5/01, W, 54-34	
5	Ronney Jenkins vs. SJSU, 10/24/1998, W, 46-43	
5	Eric Lane at Utah St., 10/13/79, W, 48-24	

MOST TOUCHDOWNS RESPONSIBLE FOR

Career		
1.	135	Ty Detmer 1988-91
2.	101	Max Hall 2007-09
3.	94	Jim McMahon 1977-81
4.	88	John Beck 2003-06
5.	75	Taysom Hill 2012-16

Top active player:

27	Jaren Hall	2018-present
----	------------	--------------

Season		
1.	53	Jim McMahon 1980

Game		
8	Jim McMahon vs. Utah State, 10/18/80, W, 70-46	
	Marc Wilson at Colorado State, 10/15/77, W, 63-17	

MOST POINTS KICKING

Career		
1.	334	Mitch Payne 2007-10
2.	333	Owen Pochman 1997-00
3.	312	Matt Payne 2001-04
4.	266	Jake Oldroyd 2016, 19-present
5.	251	Justin Sorensen 2008, 11-13
6.	243	Kurt Gunther 1980-82
7.	243	Trevor Samson 2013-15
8.	192	Jared McLaughlin 2005-06
9.	188	Lee Johnson 1980-84
10.	169	Leonard Chitty 1986-87

Season		
1.	123	Ethan Pochman 1996
2.	109	Matt Payne 2001

3.	108	Justin Sorensen 2013
4.	101	Owen Pochman 1998
5.	100	Jared McLaughlin 2006
6.	99	Jake Oldroyd 2020
7.	98	Trevor Samson 2014
8.	94	Trevor Samson 2015
9.	93	Justin Sorensen 2011
10.	91	Earl Kauffman 1990

Game	
1.	17 Owen Pochman vs. UNLV, 10/23/99, W, 29-0
2.	16 Joe Liljenquist vs. CSU, 9/20/69, W, 22-20

SPECIAL TEAMS

FIELD GOALS MADE

Career		
1.	66	Owen Pochman 1997-00
2.	54	Matt Payne 2001-04
3.	47	Mitch Payne 2007-10
4.	43	Justin Sorensen 2008, 11-13
5.	41	Jake Oldroyd 2016, 19-present
6.	34	Leonard Chitty 1986-87
	34	Jake Oldroyd 2016, 19-present
8.	30	Rhett Almond 2012, 15-18
9.	28	Jared McLaughlin 2005-06
10.	27	Kurt Gunther 1980-82

Season		
1.	21	Justin Sorensen 2013
2.	20	Owen Pochman 1998
	20	Ethan Pochman 1996
4.	19	Owen Pochman 2000
5.	18	Owen Pochman 1999
	18	Leonard Chitty 1987
7.	17	Rhett Almond 2016
	17	Mitch Payne 2010
9.	16	Jake Oldroyd 2019
16	16	Leonard Chitty 1986

Game	
1.	5 Owen Pochman at UNLV, 10/23/99, W, 29-0
5	Joe Liljenquist vs. Colorado St., 9/20/69, W, 22-20
3.	4 Six players tied with 4

FIELD GOALS ATTEMPTED

Career		
1.	91	Owen Pochman 1997-00
2.	73	Matt Payne 2001-04
3.	66	Justin Sorensen 2008, 11-13
4.	63	Mitch Payne 2007-10
5.	54	Jake Oldroyd 2016, 2019-present
6.	49	Joe Liljenquist 1969-71
7.	48	Dev Duke 1973-77
8.	47	Kurt Gunther 1980-82
47	47	Leonard Chitty 1986-87
10.	40	Rhett Almond 2012, 2015-18
40	40	Lee Johnson 1980-84
40	40	Dave Taylor 1975-80

Season		
1.	29	Dave Taylor 1976
2.	28	Ethan Pochman 1996
3.	27	Owen Pochman 1998
4.	26	Justin Sorensen 2013
	26	Leonard Chitty 1987
6.	25	Owen Pochman 1999
	25	Justin Sorensen 2011
8.	24	Jake Oldroyd 2019
	24	Owen Pochman 2000
10.	23	Lee Johnson 1983

Game	
1.	6 Joe Liljenquist vs. CSU, 9/20/69, W, 22-20

FIELD GOAL PERCENTAGE

Minimum 2 seasons played

Career	Percentage	Player	Seasons
1.	83.9	Trevor Samson	2013-15
2.	75.9	Jake Oldroyd	2016, 19-present
3.	75.7	Jared McLaughlin	2005-06
4.	75.0	Rhett Almond	2012, 2015-18
5.	74.6	Mitch Payne	2007-10
6.	74.0	Matt Payne	2001-04
7.	72.5	Owen Pochman	1997-00
8.	72.3	Leonard Chitty	1986-87
9.	71.4	Ethan Pochman	1996
10.	65.8	David Lauder	1992, 94

Season

1.	100.0	Jake Oldroyd	2020
2.	85.7	Trevor Samson	2014
3.	82.4	Trevor Samson	2015
4.	81.3	Matt Payne	2002
5.	81.0	Rhett Almond	2016
	81.0	Mitch Payne	2010
7.	80.7	Justin Sorensen	2013
8.	80.0	Earl Kauffman	1990
9.	79.2	Owen Pochman	2000
10.	77.8	Jared McLaughlin	2006
	77.8	Matt Payne	2003

Game

100%	Owen Pochman (5 of 5) at UNLV, 10/23/99 W, 29-0
------	---

PATs MADE

Career	Player	Seasons
1.	193	Mitch Payne 2007-10
2.	162	Kurt Gunther 1980-82
3.	150	Matt Payne 2001-04
4.	143	Jake Oldroyd 2016-19-present
5.	135	Owen Pochman 1997-2000
6.	122	Justin Sorensen 2008, 11-13
7.	114	Trevor Samson 2013-15
8.	104	Jared McLaughlin 2005-06
9.	97	Lee Johnson 1980-84
10.	96	Earl Kauffman 1988-91

Season

1.	73	Matt Payne	2001
2.	64	Kurt Gunther	1980
3.	63	Ethan Pochman	1996
4.	62	Trevor Samson	2014
5.	60	Jake Oldroyd	2016, 19-present
6.	59	Mitch Payne	2009
7.	58	Jared McLaughlin	2006
8.	57	Kurt Gunther	1981
9.	55	Earl Kauffman	1990
10.	54	Mitch Payne	2008

Game

1.	10	Matt Payne vs. Tulane, 8/25/01, W, 70-35
	10	Jason Chaffetz vs. Utah, 11/18/89, W, 70-31
	10	Trevor Samson vs. Wagner, 10/24/15, W, 70-6
4.	9	Seven players with 9

PATs ATTEMPTED

Career	Player	Seasons
1.	201	Mitch Payne 2007-10
2.	179	Kurt Gunther 1980-82
3.	157	Matt Payne 2001-04
4.	147	Jake Oldroyd 2016, 2019-present
5.	139	Owen Pochman 1997-00
6.	125	Justin Sorensen 2008, 11-13
7.	118	Trevor Samson 2013-15
8.	113	Dev Duke 1973-77
9.	94	Jason Chaffetz 1986-89

10.	90	Brent Johnson	1976-79
-----	----	---------------	---------

Season

1.	76	Matt Payne	2001
2.	71	Kurt Gunther	1980
3.	65	Ethan Pochman	1996
4.	63	Trevor Samson	2014
	63	Kurt Gunther	1981
6.	62	Jared McLaughlin	2006
	62	Jake Oldroyd	2016, 19-present
8.	61	Mitch Payne	2009
9.	59	Earl Kauffman	1990
10.	56	Mitch Payne	2008
	56	Jason Chaffetz	1989
	56	Brent Johnson	1979

Game

10	Three players
----	---------------

PAT PERCENTAGE

Career - Minimum of Two Seasons Played

1.	97.6	Justin Sorensen	2008, 11-13
2.	97.56	David Lauder	1992, 1994
3.	97.28	Jake Oldroyd	2016, 19-present
4.	97.10	Owen Pochman	1997-00
5.	96.83	Rhett Almond*	2012, 2015-18
6.	96.6	Trevor Samson	2014-15
7.	96.0	Mitch Payne	2007-10
8.	95.54	Matt Payne	2001-04
9.	95.52	Leonard Chitty	1986-87
10.	94.68	Jason Chaffetz	1986-89

Season

1.	100%	Four times (Owen Pochman 2000, Matt Payne 2003, Justin Sorensen 2011, 13)
----	------	---

CONSECUTIVE PATS MADE

Career	Player	Season
1.	73	Jake Oldroyd 2016, 19-present

Season

1.	61	Ethan Pochman 1996
----	----	--------------------

Game

1.	10	Matt Payne vs. Tulsa, 8/25/01 W, 70-35
	10	Jason Chaffetz vs. Utah, 11/18/89 W, 70-31
	10	Trevor Samson vs. Wagner, 10/24/15 W, 70-6

LONGEST KICKS

LONGEST FIELD GOAL MADE

1.	56	Owen Pochman vs. UNM, 11/18/00, W, 37-13
2.	54	Jake Oldroyd vs. Washington, 9/21/19, L 45-19
	54	Jake Oldroyd vs. Troy, 9/26/20, W 48-7
3.	53	Matt Payne at Air Force, 10/23/04, W, 41-24
	53	Matt Payne vs. Notre Dame, 9/4/04, W, 20-17
	53	Matt Payne at USC, 9/6/03, L, 35-18
	53	Jared McLaughlin at Air Force, 10/28/06, W, 33-14
	53	Dennis Patera at Utah St., 11/4/67, L, 30-9
	53	Jake Oldroyd vs. N. Alabama 11/21/20, W 66-14
4.	52	Matt Payne at CSU, 10/2/04, W, 31-21
	52	Matt Payne at USC, 9/6/03, L, 35-18
	52	Matt Payne vs. New Mex, 11/16/02, L, 20-16
	52	Leonard Chitty at New Mex, 9/26/87, W 45-25
	52	Brent Johnson at Utah, 11/18/78, L, 23-22

LONGEST PUNT

1.	83	Ryan Rehkow vs. ASU, 9/18/21, W 27-17
2.	81	Scott Arellano at M. Tennessee, 11/1/14 W, 27-7
3.	80	Lee Johnson at Wyoming, 10/8/83, W, 41-10
4.	79	Matt Payne vs. USC, 9/18/04, L, 42-10
	79	Ben Laverty vs. Pacific, 11/26/66, W, 38-0
6.	78	Bill Wright at Wyoming, 10/21/61, L, 36-8
7.	77	Jonny Linehan at Nebraska, 9/5/15, W, 33-28
8.	76	Matt Payne vs. SDSU, 11/2/02, W, 34-10

9.	75	CJ Santiago at New Mexico, 9/29/07, W, 31-24
	75	Joe Liljenquist at CSU 11/7/70. L, 26-9

MOST PUNTS

Career	Player	Seasons
1.	204	Alan Boardman 1993-96
2.	201	Richard Adams 1967-69
3.	198	Riley Stephenson 2009-12
4.	192	Matt Payne 2001-04
5.	180	Patrick Thompson 1985-88
6.	178	Jonny Linehan 2015-17
7.	161	Mark Giles 1973-75
8.	149	Scott Arellano 2013-14
9.	133	Earl Kauffman 1988-91
10.	130	J.D. Hartsfield 1997-98

Season

1.	83	Richard Adams	1969
2.	81	Richard Adams	1968
3.	80	Scott Arellano	2013
4.	78	Matt Payne	2003
5.	72	Patrick Thompson	1987
6.	69	Scott Arellano	2014
7.	67	Aaron Edmonds	2000
8.	66	Doug Coon	1972
9.	65	J.D. Hartsfield	1997
	65	J.D. Hartsfield	1998

Game

1.	15	Rich Adams at Iowa State, 9/27/1969, L, 10-0
2.	13	Dave Coon vs. Arizona St., 10/21/1972, L, 49-17
3.	12	Pat Thompson at SDSU, 11/29/1986, L, 10-3
	12	Rich Adams vs. Wyoming, 10/12/1968, L, 20-17
	12	Rich Adams at Wyoming, 10/12/1967, L, 26-10
	12	Ben Laverty at Oregon, 10/2/1965, L, 27-14

BEST PUNTING AVERAGE

Career-Minimum of 60 punts

1.	47.1	Ryan Rehkow	2020-present
2.	46.9	Lee Johnson	1980-84
3.	45.4	Matt Payne	2001-04
4.	43.4	Jesse Sowards	1997-99
5.	43.3	Riley Stephenson	2009-12
6.	42.9	Gary Dunn	1958-59
7.	42.87	Patrick Thompson	1985-88
8.	42.85	Scott Arellano	2013-14
9.	42.7	Jonny Linehan	2015-17
10.	42.3	Alan Boardman	1993-96

Season-Minimum of 40 punts

1.	50.63	Lee Johnson	1983
2.	48.58	Ryan Rehkow	2021
3.	47.59	Matt Payne	2002
4.	47.04	Riley Stephenson	2012
5.	45.63	Mike Mees	1982
6.	45.49	Lee Johnson	1984
7.	45.35	Clay Brown	1979
8.	45.29	Matt Payne	2004
9.	45.01	Scott Arellano	2014
10.	44.82	Gary Dunn	1959

RETURNS

MOST YARDS ON PUNT RETURNS

Career	Player	Seasons
1.	1,312	Vai Sikahema 1980, 83-85
2.	1,230	John Betham 1972-74
3.	1,079	Chris Farasopoulos 1968-70
4.	1,003	Kent Oborn 1964-66
5.	856	JD Falslev 2010-13
6.	790	James Dye 1995-1996
7.	699	Mike O'Brien 1985-1988
8.	628	Golden Richards 1970-1971
9.	520	Dave Francis 1978-1980

10. 494	Mike Rigell	1998,2000-2001
Season		
1. 624	Golden Richards	1971
2. 554	John Betham	1973
3. 514	Chris Farasopoulos	1969
4. 472	Vai Sikahema	1984
5. 441	Vai Sikahema	1985
6. 438	James Dye	1995
7. 418	Mike O'Brien	1986
8. 393	Kent Oborn	1966
9. 379	John Betham	1974
10. 377	Vai Sikahema	1981

Game		
1. 219	Golden Richards	at North Texas, 9/10/71 W, 41-13

MOST PUNT RETURNS

Career		
1. 153	Vai Sikahema	1980-85
2. 108	John Betham	1972-74
3. 95	Mike O'Brien	1985-88
4. 89	JD Falslev	2010-13
5. 78	Kent Oborn	1964-66
6. 71	Chris Farasopoulos	1968-70
7. 65	Mike Rigell	1998,00-01
8. 64	Mike Johnston	1992-95
9. 62	Dave Francis	1978-80
10. 57	Jaron Dabney	1997-99

Season		
1. 54	Vai Sikahema	1985
2. 51	Vai Sikahema	1984
3. 50	Mike O'Brien	1986
4. 44	Vai Sikahema	1981
5. 40	John Betham	1973
6. 37	Dave Francis	1979
37	John Betham	1972
8. 36	Mike Rigell	2001
36	Mike O'Brien	1987
10. 35	Chris Farasopoulos	1969

Game		
1. 8	Don Bushore	at Pepperdine, 11/26/49, L, 28-14
8	Vai Sikahema	at New Mexico, 10/19/85, W, 45-23
8	Bill Nelson	vs. Colorado St, 11/23/63, W, 24-20
4. 7	Kent Oborn	vs. Utah, 11/12/66, W, 35-13
7	Kent Oborn	vs. Pacific, 11/16/66, W, 38-0
7	Golden Richards	vs. Arizona, 11/13/71, L, 27-14

BEST AVERAGE PUNT RETURN

Minimum 25 returns for a career and 10 for a season

Career		
1. 19.8	James Dye	1995-96
2. 17.1	Golden Richards	1970-71
3. 15.2	Chris Farasopoulos	1968-70
4. 12.9	Kent Oborn	1964-66
5. 11.4	John Betham	1972-74
6. 11.1	Brad Clark	1989-92
7. 10.2	Ken Call	1967-68
8. 9.6	JD Falslev	2010-13
9. 9.4	Nathan Meikle	2005-06
10. 9.0	Homer Jones	1979-80

Season		
1. 21.9	James Dye	1995
2. 19.5	Chris Farasopoulos	1968
3. 18.9	Golden Richards	1971
4. 17.6	James Dye	1996
5. 15.7	Ken Call	1967
6. 15.5	Chris Farasopoulos	1969
7. 15.3	Jack Sanders	1967
8. 13.9	John Betham	1973
9. 13.5	Brad Clark	1991

10. 13.4	Chris Farasopoulos	1970
----------	--------------------	------

MOST TOUCHDOWNS ON PUNT RETURNS

Career		
1. 4	James Dye	1995-96
4	Golden Richards	1970-71
3. 3	Vai Sikahema	1980-85
4. 2	JD Falslev	2010-13
2	John Betham	1972-74

Season		
1. 4	Golden Richards	1971
2. 2	James Dye	1996
2	James Dye	1995
2	Vai Sikahema	1985
5. 1	12 players tied with 1	

Game		
1. 2	Golden Richards	at North Texas, 9/10/71 W, 41-13

LONGEST PUNT RETURNS

1. 94	Kent Oborn	at Arizona, 11/20/65, W, 20-3
2. 92	Chris Farasopoulos	at UTEP, 10/25/69, L, 30-7
3. 90	James Dye	vs. Wyoming, 10/21/95, W, 23-20
4. 89	Vai Sikahema	vs. Tulsa, 9/15/84, W, 38-15
5. 84	James Dye	vs. SDSU, 9/16/95, W, 31-19
5. 83	Jaron Dabney	vs. Hawaii, 10/18/97, W, 17-3
6. 82	Brad Clark	vs. UTEP, 10/12/91, W, 31-29
7. 81	Hal Lewis	at CSU, 10/4/58, L, 32-6
8. 79	James Dye	at Utah State, 10/4/96, W, 45-17
9. 77	McKay Jacobson	vs. Wyoming, 11/9/06, W, 55-7
10.75	James Dye	vs. Tulsa, 11/4/95, W, 45-35

LONGEST PUNT RETURN TOUCHDOWNS

1. 94	Kent Oborn	at Arizona, 11/20/65, W, 20-3
2. 92	Chris Farasopoulos	at UTEP, 10/25/69, L, 30-7
3. 90	James Dye	vs. Wyoming, 10/21/95, W, 23-20
4. 89	Vai Sikahema	vs. Tulsa, 9/15/84, W, 38-15
5. 84	James Dye	vs. SDSU, 9/16/95, W, 31-19
5. 83	Jaron Dabney	vs. Hawaii, 10/18/97, W, 17-3
6. 82	Brad Clark	vs. UTEP, 10/12/91, W, 31-29
7. 81	Hal Lewis	at Colorado St., 10/4/58, L, 32-6
8. 79	James Dye	at Utah State, 10/4/96, W, 45-17
9. 77	McKay Jacobson	vs. Wyoming, 11/9/06, W, 55-7
10.74	Kent Oborn	at Utah, 11/12/66, W, 35-13

KICKOFF RETURN YARDS

Career		
1. 1,625	Mike Rigell	1998, 2000-01
2. 1,611	O'Neill Chambers	2008-10
3. 1,391	Chris Farasopoulos	1968-70
4. 1,383	Adam Hine	2012-15
5. 1,331	Cody Hoffman	2010-13
6. 1,277	Austin Collie	2004,07-08
7. 1,051	Eric Mortensen	1988-91
8. 992	Jaron Dabney	1997-99
9. 973	Vai Sikahema	1980-83, 85
10. 945	Mike O'Brien	1985-88

Season		
1. 879	Cody Hoffman	2011
2. 865	Mike Rigell	2001
3. 843	Adam Hine	2013
4. 809	O'Neill Chambers	2008
5. 723	Austin Collie	2007
6. 649	Chris Farasopoulos	1970
7. 638	Jaron Dabney	1997
8. 617	Mike Rigell	1998
9. 579	Homer Jones	1979
10. 568	Tyler Anderson	1993

Game

1. 237	Austin Collie	at Tulsa, 9/15/07, L, 55-47
--------	---------------	-----------------------------

TOTAL KICK RETURNS

Career		
1. 69	O'Neill Chambers	2008-10
2. 65	Mike Rigell	1998, 00-01
3. 53	Adam Hine	2012-15
53	Cody Hoffman	2010-13
5. 51	Chris Farasopoulos	1968-70
6. 49	Austin Collie	2004,07-08
49	Eric Mortensen	1988-1991
8. 42	Vai Sikahema	1980-83, 85
42	Mike O'Brien	1985-88
10. 41	Jaron Dabney	1997-99

Season		
1. 36	Cody Hoffman	2011
2. 35	O'Neill Chambers	2008
3. 33	Mike Rigell	2001
4. 31	Adam Hine	2013
5. 28	Austin Collie	2007
28	Breyon Jones	2005
7. 26	Chris Farasopoulos	1970
26	Jaron Dabney	1997
26	Dave Lowry	1976
10. 24	Paul Peterson	2000

Game			
1. 8	Aleva Hifo	vs. Toledo 9/30/16	W 55-53
8	Cody Hoffman	vs. Utah, 10/17/11	L, 54-10
8	Austin Collie	at Tulsa, 9/15/2007	L, 55-47

KICKOFF RETURN AVERAGE

Minimum 20 returns for a career and 10 for a season

Career		
1. 27.3	Chris Farasopoulos	1968-70
2. 26.09	Adam Hine	2012-15
3. 26.06	Austin Collie	2004, 07-08
4. 25.7	James Dye	1995-96
5. 25.1	Cody Hoffman	2010-13

Season		
1. 40.1	Paul Allen	1961
2. 38.4	Stacey Corley	1989
3. 32.2	Chris Farasopoulos	1969
4. 29.9	Tyler Anderson	1993
5. 29.8	Pete Van Valkenburg	1972
6. 29.5	John Greene	1965
7. 28.4	Eric Mortensen	1988
8. 28.3	David Christensen	2002
9. 27.9	Ronney Jenkins	1996
10. 27.5	Austin Collie	2008
11. 27.2	Adam Hine	2013
12. 27.2	JD Falslev	2012
13. 27.1	Cody Hoffman	2010
14. 26.9	Tim Nowatzke	1993
15. 26.8	Mike Rigell	1998

LONGEST KICKOFF RETURN TOUCHDOWNS

1. 100	Eric Mortensen	vs. Utah St., 9/30/88, W, 38-3
100	James Dye	vs. UTEP, 11/2/96, W, 40-18
100	Tyler Anderson	at Utah St., 10/30/93, L, 58-56
100	John Betham	vs. Utah, 11/23/74, W, 48-20
5. 99	Adam Hine	vs. Virginia, 9/20/14, W, 41-33
99	Stacey Corley	vs. Air Force, 11/11/89, W, 44-35
7. 97	Chris Farasopoulos	vs. Arizona, 11/1/69, W, 31-21
8. 96	Mike Rigell	at Hawaii, 10/17/98, W, 31-9
9. 94	Robert Parker	at Washington, 9/20/86, L, 52-21
10. 93	Cody Hoffman	vs. UCF, 9/23/11, W, 24-17
93	Pete Van Valkenburg	at UNM, 11/25/72, W, 21-7
93	Paul Allen	vs. Utah State, 11/4/61, L, 31-8
13. 92	Paul Allen	at North Tex. St., 9/30/61, L, 41-30

- 92 Phil Brady vs. Utah, 10/13/62, L, 35-20
- 15. 85 Stacey Corley vs. Air Force, 11/11/89, W, 44-35
- 16. 81 John Greene vs. SJSU, 10/8/65, W, 34-7
- 17. 79 Tony Crutchfield at Air Force, 11/12/88, W, 49-31

COMBINED RETURN YARDS

Career

- 1. 2,470 Chris Farasopoulos 1968-70
- 2. 2,285 Vai Sikahema 1980-85
- 3. 2,119 Mike Rigell 1998, 2000-01
- 4. 2,053 John Betham 1972-74
- 5. 1,847 O'Neill Chambers 2008-10
- 6. 1,745 Kent Oborn 1964-66
- 7. 1,644 Mike O'Brien 1984-88
- 8. 1,426 Jaron Dabney 1997-99
- 9. 1,400 Cody Hoffman 2009-13
- 10. 1,380 James Dye 1995-96

Season

- 1. 1,164 Mike Rigell 2001
- 2. 1092 Golden Richards 1971
- 3. 1,075 Chris Farasopoulos 1969
- 4. 1,021 Chris Farasopoulos 1970
- 5. 910 Jaron Dabney 1997
- 6. 886 John Betham 1974
- 7. 879 Cody Hoffman 2011
- 8. 868 O'Neill Chambers 2008
- 9. 848 Vai Sikahema 1984
- 19. 843 Adam Hiné 2013

Game

- 247 Golden Richards at North Texas St., 9/10/71 W, 41-13

MOST COMBINED RETURNS

Career

- 1. 195 Vai Sikahema 1980-85
- 2. 142 John Betham 1972-74
- 3. 137 Mike O'Brien 1985-88
- 4. 130 Mike Rigell 1998, 2000-01
- 5. 122 Chris Farasopoulos 1968-70
- 6. 113 Kent Oborn 1964-66
- 7. 112 JD Falslev 2009-13
- 8. 106 O'Neill Chambers 2008-11
- 9. 98 Jaron Dabney 1997-99
- 10. 82 Bryce Mahuika 2004-08

Season

- 1. 69 Mike Rigell 2001
- 2. 66 Vai Sikahema 1984
- 3. 64 Vai Sikahema 1985
- 4. 62 Mike O'Brien 1986
- 5. 58 Mike O'Brien 1987
- 6. 56 Golden Richards 1971
- 7. 55 Vai Sikahema 1981
- 8. 53 Chris Farasopoulos 1970
- 53 Jaron Dabney 1997
- 10. 51 Chris Farasopoulos 1969
- 51 John Betham 1974

Game

- 10 Four players

ALL-PURPOSE YARDS

Career

- 1. 5,015 Cody Hoffman 2010-13
- 2. 4,996 Curtis Brown 2002, 04-06
- 3. 4,649 Austin Collie 2004, 07-08
- 4. 4,540 Harvey Unga 2006-09
- 5. 4,468 Jamaal Williams 2012-14, 16

Top active player:

- 35. 2,477 Lopini Katoa 2018-present

Season

- 1. 2,112 Austin Collie 2008
- 2. 2,004 Luke Staley 2001
- 3. 1,882 Harvey Unga 2007
- 4. 1,864 Curtis Brown 2006
- 5. 1,838 Pete Van Valkenburg 1972

Game

- 1. 366 Austin Collie at Tulsa, 9/15/2007, L, 55-47
- 2. 306 Pete Van Valkenburg vs. Wyo., 11/4/72, W, 33-14
- 3. 303 Eldon Fortie vs. GW, 9/29/62, L, 13-12
- 4. 300 Luke Staley vs. Utah St, 10/5/01, W, 54-34
- 5. 296 Tyler Anderson at Utah St., 10/30/93, L, 58-56

DEFENSE

Only defensive statistics since 2000 are officially recognized by the NCAA

TOTAL TACKLES SINCE 2000

Career

- 1. 330 Aaron Francisco 2001-04
- 2. 294 Cameron Jensen 2004-06
- 3. 275 David Nixon 2003, 06-08
- 4. 267 Paul Walkenhorst 2000-05
- 5. 262 Fred Warner 2014-17

Top active player: 168 Payton Wilgar 2019-present

Season

- 1. 143 Uani 'Unga 2013
- 2. 118 Sione Takitaki 2018
- 3. 116 Aaron Francisco 2003
- 4. 113 Kelly Poppinga 2007
- 5. 110 Andrew Rich 2010

Game

- 1. 19 Sione Takitaki vs. W. Michigan 12/21/18, W, 49-18
- 19 Butch Pau'u vs. UCLA, 9/17/16, L 17-14
- 19 Uani 'Unga at Notre Dame, 11/23/13, L, 23-13
- 3. 17 Keenan Pili, vs. Arizona, 9/4/21, W 24-16
- 17 Kelly Poppinga vs. TCU, 11/8/07, W, 27-22
- 17 Uani 'Unga at Utah State, 10/4/13, W, 31-14
- 17 Uani 'Unga vs. Boise State, 10/25/13, W, 37-20
- 17 Keenan Pili vs. Arizona, 9/4/21, W 24-16
- 8. 16 Harvey Langi vs. Wyoming, 12/21/2016, W 24-21
- 16 Aaron Francisco at BSU, 9/24/04, L, 28-27
- 16 Aaron Francisco vs. USC, 9/18/04, L, 42-10

TACKLES

Career

- 1. 408 Shad Hansen 1989-92
- 2. 394 Rod Wood 1976-78
- 3. 389 Larry Carr 1972-74
- 4. 382 Glenn Redd 1978-80
- 5. 371 Rocky Biegel 1988-91

Top active player:

- 168 Payton Wilgar 2019-present

Season

- 1. 193 Shad Hansen 1991
- 2. 192 Rocky Biegel 1991
- 3. 157 Rod Wood 1978
- 4. 149 Sid Smith 1975
- 5. 148 Glen Redd 1980
- 148 Bob Davis 1988

Game

- 1. 25 Dan Hansen vs. New Mexico ,10/1/71, L, 14-0
- 2. 22 Derwin Gray vs. Penn State, 9/21/91, L, 33-7
- 3. 21 Dan Hansen at Colorado State, 11/7/70, L, 26-9
- 4. 20 Ted Nelson vs. Arizona State, 10/17/70, L, 27-3
- 5. 19 Five players tied with 19

SOLO TACKLES SINCE 2000

Career

- 1. 167 Aaron Francisco 2001-04

- 2. 158 Fred Warner 2014-17
- 3. 153 Kyle Van Noy 2010-13
- 4. 150 Cameron Jensen 2004-06
- 5. 137 David Nixon 2003, 06-08

Top active player

- 95 Payton Wilgar 2019-present

Season

- 1. 74 Sione Takitaki 2018
- 2. 64 Justin Ena 2001
- 3. 63 Andrew Rich 2010
- 4. 62 Uani 'Unga 2013
- 5. 57 Ben Bywaer 2021
- 57 Cameron Jensen 2006

Game

- 1. 11 Butch Pau'u vs. UCLA 9/17/16, 17-14
- 2. 7 players tied with 10

ASSISTED TACKLES SINCE 2000

Career

- 1. 163 Aaron Francisco 2001-04
- 2. 144 Cameron Jensen 2004-06
- 3. 138 David Nixon 2003, 06-08
- 4. 137 Paul Walkenhorst 2000-05
- 5. 130 Brandon Ogletree 2009-12

Top active player:

- 73 Payton Wilgar 2019-present

Season

- 1. 81 Uani 'Unga 2013
- 2. 67 Kelly Poppinga 2007
- 3. 63 Aaron Francisco 2003
- 4. 60 Paul Walkenhorst 2002
- 5. 58 Matt Bauman 2008
- 58 Jusitn Ena 2000

Game

- 1. 14 Uani 'Unga at Notre Dame, 11/23/13, L, 23-13
- 2. 13 Kelly Poppinga vs. CSU, 11/3/07, W, 35-16
- 3. 12 Uani 'Unga at Utah State, 10/4/13, W, 31-14
- 4. 11 Four players tied with 11

TACKLES FOR LOSS SINCE 2000

Career

- 1. 61.5 Kyle Van Noy 2010-13
- 2. 44.5 Jan Jorgensen 2006-09
- 3. 44 Bronson Kaufusi 2012-15
- 4. 43.5 David Nixon 2003, 06-08
- 5. 39 Brady Poppinga 2001-04

Top active player:

- 16.5 Payton Wilgar 2019-present

Season

- 1. 22 Kyle Van Noy 2012
- 2. 20 Jan Jorgensen 2007
- 3. 19 Colby Bockwoldt 2003
- 19 Ryan Denney 2001
- 4. 18 Setema Gali, Jr. 2000

Game

- 1. 6 Hans Olsen at Colorado State, 11/2/00 L, 45-21
- 2. 5 Kyle Van Noy vs. Tulsa, 12/30/11, W, 24-21
- 5 David Nixon vs. CSU, 10/9/03, L, 58-13
- 4. 4 Four players tied with four

SACKS SINCE 2000

Career

- 1. 30 Jan Jorgensen 2006-09
- 2. 27 Bronson Kaufusi 2012-15
- 3. 26 Kyle Van Noy 2010-13
- 4. 19 Brady Poppinga 2001-04
- 5. 14.5 Sione Takitaki* 2014-15, 17-18

Season			
1.	14	Jan Jorgensen	2007
2.	13	Kyle Van Noy	2012
3.	10	Setema Gali, Jr.	2000
4.	9	Manaia Brown	2004
5.	8	Brady Poppinga	2002

Game			
1.	3.5	Bronson Kaufusi vs. Cincinnati	10/16/15, W, 38-24
2.	3	Teu Kautai at MTSU,	11/1/14, W, 27-7
3		Kyle Van Noy vs. Georgia Tech,	10/12/13, W, 38-20
3		Kyle Van Noy at New Mex St.,	11/24/12, W, 50-14
3		Jan Jorgensen vs. Colo.St.,	11/3/07, W, 35-16
3		Justin Maddux at UNLV,	11/5/05, W, 55-14
3		Brady Poppinga vs. SDSU,	11/2/02, W, 34-10

SACKS

Career			
1.	33	Brandon Flint	1980-83
2.	30	Jan Jorgensen	2006-09
3.	28.5	Randy Brock	1991-94
4.	27	Bronson Kaufusi	2012-15
	27	Mekeli Ieremia	1974-77

Season			
1.	17	Mekeli Ieremia	1976
2.	16	Shawn Knights	1986
	16	Jim Hermann	1983
4.	14	Jan Jorgensen	2007
	14	Todd Shell	1983
	14	Stan Varner	1974

Game			
1.	6	Shay Muirbrook vs. Kansas St.,	1/1/97, W, 19-15
2.	4	Setema Gali at New Mex.,	10/16/99, W, 31-7
4		Jason Buck vs. Oregon State,	11/15/86, L, 10-7
4		Kyle Whittingham at SDSU,	10/17/81, W, 27-7

QUARTERBACK HURRIES SINCE 2000

Career			
1.	32	Kyle Van Noy	2010-13
2.	22	Jan Jorgensen	2006-09
3.	13	Sione Takitaki*	2014-15, 17-18
4.	12	Bronson Kaufusi	2012-15
5.	11	Coleby Clawson	2008-09

Season			
1.	12	Kyle Van Noy	2013
2.	11	Jan Jorgensen	2008
3.	10	Kyle Van Noy	2011
4.	8	Three players tied with 8	

Game			
1.	5	Kyle Van Noy vs. Texas,	9/7/13, W, 40-21
2.	4	Jan Jorgensen vs. N. Iowa,	8/30/08, W, 41-17
3.	3	Five players tied with 3	

PASS BREAKUPS SINCE 2000

Career			
1.	23	Robertson Daniel	2013-14
	23	Daniel Sorensen	2008, 11-13
3.	21	Brian Logan	2009-10
4.	20	Preston Hadley	2011-12
5.	17	Michael Davis	2013-16
		(Four players tied with 17)	

Top active player:			
11	Kaleb Hayes	2021	

Season			
1.	15	Jordan Johnson	2012
2.	14	Corby Eason	2011
	14	Preston Hadley	2011
	14	Brian Logan	2009

5.	12	Daniel Sorensen	2013
Game			
1.	4	Corby Eason vs. San Jose St.,	10/8/11, W, 29-16
4		Daniel Sorensen vs. Texas,	9/7/13, W, 40-21
3.	3	12 players tied with 3	

INTERCEPTIONS SINCE 2000

Career			
1.	14	Kai Nacua	2013-16
2.	10	Andrew Rich	2008-10
3.	9	Jernaro Gilford	1999, 2001-03
4.	8	Daniel Sorensen	2008, 11-13
5.		Three players tied with 7	
Top active player:			
5	Payton Wilgar	2019-present	
5	Malik Moore	2018-present	

Season			
1.	6	Kai Nacua	2016
	6	Jernaro Gilford	2001
	6	Kai Nacua	2015
4.	5	Andrew Rich	2010
5.	4	Four players tied with 4	

Game			
1.	3	Tyson Smith vs. Wyoming,	10/26/00, W, 19-7
3		Kai Nacua vs. Boise State,	9/12/15, W, 35-24
2.	2	Nine players tied with 2	

INTERCEPTIONS

Career			
1.	20	Dave Atkinson	1970-73
2.	18	Dan Hansen	1969-72
	18	Bobby Roberts	1965-67
4.	14	Derwin Gray	1989-92
5.	13	Brian Mitchell	1987-90
	13	Tom Holmoe	1978-82

Top active player:			
5	Payton Wilgar	2019-present	
5	Malik Moore	2018-present	

Season			
1.	9	Dave Atkinson	1971
	9	Gene Frantz	1962
3.	8	Dave Atkinson	1972
	8	Dan Hansen	1970
5.	7	Six seasons, 5 different players	

Game			
1.	3	Eight times, 7 different players	
		Last:	
		Kai Nacua vs. Boise State	9/12/15 W, 35-24

INTERCEPTION RETURN YARDS SINCE 2000

Career			
1.	246	Kai Nacua	2013-16
2.	226	Dayan Ghanwoloku	2016-19
3.	160	Andrew Rich	2008-10
4.	148	John Burbidge	2001-04
5.	122	Kyle Van Noy	2010-13

Season			
1.	137	Kai Nacua	2015
2.	131	Jernaro Gilford	2001
3.	113	Dayan Ghanwoloku	2016
4.	105	Dayan Ghanwoloku	2017
5.	93	John Burbidge	2002

Game			
1.	105	Dayan Ghanwoloku at Mississippi St.,	10/14/17 L, 35-10
2.	80	John Burbidge vs. New Mex.,	11/16/02, L, 20-16
3.	76	Kai Nacua vs. Boise State,	9/12/15, W 35-24
4.	64	Justin Robinson vs. Utah State,	9/23/06, W, 38-0
5.	62	Jernaro Gilford vs. Utah State,	10/5/01, W, 54-34

MOST INTERCEPTION RETURN YARDS

Career			
1.	421	Dan Hansen	1970-72
2.	249	Mike Russell	1973-74
3.	246	Kai Nacua	2013-16
4.	226	Dayan Ghanwoloku	2016-19
5.	222	Dave Atkinson	1970-73

Season			
1.	233	Dan Hansen	1971
2.	137	Mike Russell	1974
	137	Kai Nacua	2015
4.	131	Jernaro Gilford	2001
	131	Jeff Lyman	1971

Game			
1.	97	Brian Mitchell at New Mexico	9/2/89, W, 24-3
93		Dan Hansen at Wyoming,	10/16/71, W, 35-17
86		Dan Hansen at UTEP,	10/30/71, W, 16-0

FORCED FUMBLES SINCE 2000

Career			
1.	12	Kyle Van Noy	2010-13
2.	6	Andrew Rich	2008-10
	6	Aaron Francisco	2001-04
4.	5	Bronson Kaufusi	2012-15
5.	4	Three players tied with 4	

Season			
1.	6	Kyle Van Noy	2012
2.	4	Uona Kaveinga	2011
	4	Ryan Denney	2001
4.	3	Eight players tied with 3	
		Last Bronson Kaufusi	2015

Game			
1.	2	Andrew Rich vs. Oklahoma,	9/5/09, W, 14-13

FUMBLE RECOVERIES SINCE 2000

Career			
1.	7	Dayan Ghanwoloku	2016-2019
2.	6	Jan Jorgensen	2006-09
	6	Shawn Doman	2006-09
4.	5	Fred Warner	2014-2017
5.	5	Spencer Hadley	2008, 11-13

Season			
1.	5	Hans Olsen	2000
2.	4	Dayan Ghanwoloku	2018
	4	Shawn Doman	2009
	4	Fred Warner	2015
4.	3	Four players tied with 3	

Game			
1.	3	Justin Luetgerodt at Wyoming,	11/12/0, W, 35-21
2.	2	Hans Olsen vs. SDSU,	10/21/00, L, 16-15

FUMBLE RETURN YARDS SINCE 2000

Season			
1.	64	Scott Johnson	2001
2.	52	Michael Shelton	2016
3.	48	Jan Jorgensen	2006
4.	44	Kyle Van Noy	2010
5.	38	Brandon Bradley	2008

Game			
1.	64	Scott Johnson at Wyoming,	11/12/05, W, 35-21
2.	52	Michael Shelton vs. Utah State	11/26/16, W 28-10
3.	48	Jan Jorgensen vs. UNLV,	10/21/06, W, 52-7
4.	44	Kyle Van Noy at CSU,	11/13/10, W, 49-10
5.	38	Brandon Bradley at Utah St.,	10/3/08, L, 48-24

NCAA RANKINGS/RECORDS

The NCAA does not update its record books until July. This section will be updated following the NCAA's release of the new year's records.

The following section lists BYU players ranked in career NCAA statistical categories in the FBS Record Book along with NCAA record holders. It also includes team rankings still ranked in the top 25 for single seasons. Bowl statistics were included in the season and career statistics since 2002. For the most up to date records, visit NCAA.com.

**NCAA record

†National champion or national leader in that category that season.

INDIVIDUAL OFFENSE

INDIVIDUAL TOTAL OFFENSE

Career						
Rk.	G	PLAYS	RUSH	PASS	YARDS	AVG
10. Ty Detmer (1988-91)	46	1,795	-366	15,031	14,665	8.17

Season							
Rk.	G	ATT.	CMP.	INT.	PCT.	YDS	TD
25. Ty Detmer (1990)	12	635	-106	5,188	5,022	7.91	

Game						
Rk.	DATE	OPPONENT	RUSH	PASS	YARDS	
22. Ty Detmer	Nov. 16, 1991	SDSU	4	599	603	

TOTAL OFFENSE PER GAME

Career						
Rk.	G	PLAYS	YARDS	TDR	YPG	
12. Ty Detmer (1988-91)	46	1,795	14,665	135	318.8	

Season							
Rk.	G	ATT.	CMP.	INT.	PCT.	YDS	TD
8. Ty Detmer (1990)	12	635	5,022	45	418.5		

ANNUAL TOTAL OFFENSE CHAMPIONS

Year	Player	CL	PLAYS	RUSH	PASS	YARDS	AVG
1966	Virgil Carter	Sr.	388	363	2,182	2,545	254.5
1979	Marc Wilson	Sr.	488	-140	3,720	3,580	325.5
1980	Jim McMahon	Jr.	540	56	4,571	4,627	385.6
1981	Jim McMahon	Sr.	487	-97	3,555	3,458	345.8
1983	Steve Young	Sr.	531	444	3,902	4,346	395.1
1984	Robbie Bosco	Jr.	543	57	3,875	3,932	327.7
1991	Ty Detmer	Sr.	478	-30	4,031	4,001	333.4

MOST SEASONS GAINING 4,000 YARDS OR MORE

3—Ty Detmer, BYU, 1989-91; tied with 7 others

PASSING OFFENSE

PASSING EFFICIENCY

Career							
Rk.	Att	CMP.	INT.	PCT.	YDS.	TD	EFF.
(Min. 500 completions)							
17. Zach Wilson	837	566	15	.676	7,652	56	
20. Ty Detmer	1,530	958	65	.626	15,031	121	
							162.7

23. Steve Sarkisian	789	528	26	.669	7,464	53	
							162.0
(Min. 325-399 completions)							
24. Gary Sheide	594	358	31	.603	4,524	45	
							138.8

Season							
Rk.	Att	CMP.	INT.	PCT.	YDS.	TD	
6. Zach Wilson (2020)	336	247	3	0.735	3,962	33	

PASSING YARDS

Career							
Rk.	Att.	CMP.	INT.	PCT.	YDS	TD	
5. Ty Detmer	1,530	958	65	.626	15,031	121	

Season							
Rk.	G	ATT.	CMP.	INT.	PCT.	YDS	TD
8. Ty Detmer (1990)	12	562	361	28	.642	5,188	41
							9.23

Game						
Rk.	DATE	OPPONENT	YARDS			
14. John Walsh	Oct. 30, 1993	Utah State	619			
22. Ty Detmer	Nov. 16, 1991	San Diego State	599			

PASSING YARDS PER GAME

Career							
Rk.	G	ATT.	CMP.	INT.	PCT.	YDS	TD
10. Ty Detmer	46	1,530	958	65	.626	15,031	121
							326.8

Season							
Rk.	G	ATT.	CMP.	INT.	PCT.	YDS	TD
4. Ty Detmer, BYU (1990)	12	562	361	28	.642	5,188	41
							432.3
24. Jim McMahon, BYU (1980)	12	445	284	18	.638	4,571	47
							380.9

PASSING YARDS PER ATTEMPT

Career							
Rk.	ATT.	CMP.	PCT.	YDS	PER CMP.	PER	
2. Ty Detmer	1,530	958	.626	15,031	15.69		
							9.82
13. Jim McMahon	1,060	653	.616	9,536	14.60		
							9.00

TOUCHDOWN PASSES

Career			
Rk.	G	TD	
8. Ty Detmer, BYU (1988-91)	46	121	

Season			
Rk.	G	TD	
13. Jim McMahon, BYU (1980)	12	47	

MOST CONSECUTIVE GAMES GAINING 300 YARDS OR MORE

Career	
**24—Ty Detmer, BYU (from Sept. 2, 1989, to Dec. 1, 1990)	

MOST YARDS GAINED PER ATTEMPT

Game (Min. 40 atts.)	
**14.1—John Walsh, BYU vs. Utah St., Oct. 30, 1993 (44 for 619)	
Season (Min. 412 atts.)	
**11.1—Ty Detmer, BYU, 1989 (412 for 4,560)	

MOST YARDS GAINED PER COMPLETION

Game (Min. 22 comps.)

**22.9—John Walsh, BYU vs. Utah St., Oct. 30, 1993 (27 for 619)

HIGHEST PERCENTAGE OF PASSES FOR TD'S (MIN. 375 ATTS.)

Season	
**11.5%—Jim McMahon, BYU, 1980 (46 of 400)	

ANNUAL PASSING CHAMPIONS

Year	Player, School	CL.	G	ATT.	CMP.	INT.	PCT.	YDS	TD
EFF.									
1980	Jim McMahon, BYU	Jr.	12	445	284	18	.638	4,571	47
								176.9	
1981	Jim McMahon, BYU	Sr.	10	423	272	7	.643	3,555	30
								155.0	
1983	Steve Young, BYU	Sr.	11	429	306	10	.713	3,902	33
								168.5	
1989	Ty Detmer, BYU	So.	12	412	265	15	.643	4,560	32
								175.6	
1996	Steve Sarkisian, BYU	Sr.	14	404	278	12	.688	4,027	33
								173.6	

RUSHING

TWO PLAYERS, SAME TEAM, EACH GAINING 1,000 YARDS OR MORE IN A SEASON

Taysom Hill (1,344) and Jamaal Williams (1,233) in 2013 (one of 90 duos)

FRESHMAN 1,000 YARD RUSHERS

1,227 - Harvey Unga 2007 (one of several since 1968)

QUARTERBACK RUSHING

SINGLE-GAME YARDS (SINCE 2000)

Rk.	Yds.	Player, Team	Date
10.	259	Taysom Hill, BYU (Texas)	Sept. 9, 2013

SEASON YARDS

Rk.	Player, Team	Years	G	Carries	Yards	TD
24.	Taysom Hill, BYU	2013	13	246	1,344	10
					103.4	

A QB GAINING 100 YDS RUSHING & 400 YDS PASSING

Game--1 of 12 players			
Player, Team vs.	Opp	Date	Rush Pass
Taysom Hill, BYU vs.	Houston	Oct. 19, 2013	128 417

GAINING 1,000 YDS RUSHING & 2,000 YDS PASSING

Season (happened 35 times)					
Player, Team	Season	Class	Rush	Pass	
Taysom Hill, BYU	2013	So.	1,344	2,938	

A QB GAINING 2,000 YDS RUSHING & 4,000 YDS PASSING CAREER

Player, Team	Season	Rush	Pass
Taysom Hill, BYU (1 of 47 players)	2012-14	2,815	6,929

SCORING

RUSHING TDS IN A QUARTER

**4—Dick Felt, BYU vs. San Jose St., Nov. 8, 1952 (4th); tied with three others

MOST TOUCHDOWNS SCORED IN QUARTER

Quarter

**4—Dick Felt, BYU vs. San Jose St., Nov. 8, 1952 (all rushing, 4th quarter); 1 of 7 players

SEASON POINTS

Rk.	Player, Team	Year	TD	Xpts.	FG	Pts
16.	Luke Staley, BYU	†2001	28	2	0	170

SEASON POINTS PER GAME

Rk.	Player, Team	Year	Cl.	G	TD	Xpts.	FG	Pts.	Pts/G
9.	Luke Staley, BYU	†2001	Jr.						
11	28	2	0	170	15.45				

ANNUAL POINTS PER GAME CHAMPIONS

Year	Player, Team	Cl.	G	TD	Xpts.	FG	Pts.	P/G
2001	Luke Staley, BYU	Jr.						
11	28	2	0	170	15.5			

INDIVIDUAL SPECIAL TEAMS

MOST PUNT RETURNS

Career

**1. 153—Vai Sikahema, BYU, 1980-81, 1984-85 (1,312 yards)

HIGHEST AVERAGE GAIN PER RETURN

Game (Min. 5 rets.)

**1. 43.8—Golden Richards, BYU vs. North Texas, Sept. 10, 1971 (5 for 219)

HIGHEST PERCENTAGE OF FIELD GOALS MADE, 40 YARDS OR MORE

Season (Min. 10 made)

**1. 93.3%—Matt Payne, BYU, 2004 (14 of 15)

MOST CONSECUTIVE FIELD GOALS MADE, 40-49 YARDS

Career

**1. 14—Matt Payne, BYU, 2003-04

RECEIVING

SINGLE-GAME RECEPTIONS

Rk.	Rec.	Player, Team (Opponent)	Date
3.	22	Jay Miller, BYU (New Mexico)	Nov. 3, 1973

MOST PASSES CAUGHT BY A TIGHT END

Career Per Game

**1. 5.4—Gordon Hudson, BYU, 1980-83 (178 in 33)

MOST YARDS GAINED BY A TIGHT END

Game

**1. 259—Gordon Hudson, BYU vs. Utah, Nov. 21, 1981 (caught 13)

Career

**1. 2,901—Dennis Pitta, BYU, 2004, 2007-09 (caught 221)

Career Per Game (Min. 2,000 yards)

**1. 75.3—Gordon Hudson, BYU, 1980-83 (2,484 in 33)

HIGHEST AVERAGE GAIN PER RECEPTION BY A TIGHT END

Career (Min. 75 catches)

**1. 19.2—Clay Brown, BYU, 1978-80 (88 for 1,691)

ANNUAL RECEPTIONS PER GAME CHAMPIONS

Year	Player, Team	Cl.	G	Rec.	Rec/G	Yards	TD
1973	Jay Miller, BYU	So.	11	100	9.1	1,181	8

ANNUAL RECEIVING YARDS PER GAME CHAMPIONS

Year	Player, Team	Cl.	G	Rec.	Rec/G	Yards	TD
2008	Austin Collie, BYU	Jr.	13	106	1,538	118.3	15

DEFENSE

CAREER TFLS

Rk.	Player, Team	G	Total
11.	Kyle Van Noy, BYU (2010-13)	52	62.0

FORCED FUMBLES

Rk.	Player, Team	G	FF
T14.	Kyle Van Noy	52	11

CAREER INTERCEPTIONS

Rk.	Player, Team	Years	Int.	Yards	Yds/G
T17.	Dave Atkinson, BYU	1971-73	20	222	11.1

TOUCHDOWNS SCORED BY FUMBLE RETURN AND INTERCEPTION RETURN IN SAME GAME

Kyle Van Noy - BYU vs. San Diego St., Dec. 20, 2012 (0-yard fumble return and 17-yard interception return) (1 of 5 players)

PUNTING

ANNUAL CHAMPIONS PUNTING

Year	Player, Team	Cl.	Punts	Yards	Yds/P
1979	Clay Brown, BYU	Jr.	43	1,950	45.3
Beginning in 1980, ranked on minimum 3.6 punts per game					
2002	Matt Payne, BYU	So.	51	2,427	47.6

RETURNS

PUNT RETURNING AVERAGE

Season (Minimum 1.2 Returns Per Game)

Rk.	Player, Team	Year	Cl.	G	PR	Yards	TD	Yds/R
19.	James Dye, BYU	†1995	Jr.	11	20	438	2	21.90

Career Average (Minimum 1.2 Returns Per Game; Minimum 30 Returns; Player must have concluded his career)

Rk.	Player, Team	Years	PR	Yards	TD	Yds/R
12.	James Dye, BYU/USU	92-96	61	1,046	5	17.15

PUNT RETURN ANNUAL CHAMPIONS

Year	Player, Team	Cl.	PR	Yards	TD	Long	Yds/P
1969	Chris Farasopoulos	Jr.	35	527	—	—	15.1
1971	Golden Richards	Jr.	33	624	4	87	18.9
1995	James Dye	Jr.	20	438	2	90	21.9
Beginning in 1970, ranked on average per return (instead							

of total yards)

KICKOFF RETURN AVERAGE

Season (Minimum 1.2 Returns Per Game)

Rk.	Player, Team	Year	Cl.	KR	Yards	TD	Yds/R
2.	Paul Allen, BYU	†1961	Sr.	12	481	—	—
**40.08							

KICKOFF RETURN ANNUAL CHAMPIONS

(ranked on total yards prior to 1970 by NCAA)

Year	Player, Team	KR	Yards	Yds/R
1960	Bruce Samples, BYU	23	577	25.1

KICKOFF RETURN ANNUAL CHAMPIONS (ranked by return avg)

Year	Player, Team	KR	Yards	Yds/R
1961	Paul Allen	12	481	**†40.08
1969	Chris Farasopoulos	17	548	†32.2

MOST TOUCHDOWNS SCORED ON KICKOFF RETURNS

Game

**2 - Stacey Corley vs. Air Force, 11/11/1989 (1 of 25)

TEAM SCORING

HIGHEST-SCORING TIE GAME

**52-52—BYU & San Diego St., Nov. 16, 1991

MOST POINTS SCORED IN FOURTH QUARTER TO WIN OR TIE A GAME

**36—BYU (50) vs. Washington St. (36), Sept. 15, 1990 (trailed 29-14 at start of 4th quarter)

SCORING OFFENSE CHAMPIONS

Year	Team	Points
1979	BYU	40.6
1980	BYU	46.7
1981	BYU	38.7
2001	BYU	46.8

MOST POINTS, BOTH TEAMS IN A TIE GAME

**104—BYU (52) & San Diego St. (52), Nov. 16, 1991

TEAM TOTAL OFFENSE

TOTAL OFFENSE YARDS PER GAME

Rk.	Team	Year	G	Plays	Yds.	TD	Yds/G
7.	BYU	†1983	11	865	6,426	65	584.2
23.	BYU	1990	12	968	6,788	64	565.7

TOTAL OFFENSE CHAMPIONS

Year	Team	Yards
1979	BYU	521.4
1980	BYU	535.0
1983	BYU	584.2
1984	BYU	486.5
1985	BYU	500.2
2001	BYU	542.9

BOTH TEAMS GAINING 600 YARDS OR MORE

BYU (767) vs. SDSU (695), 11/16/91
BYU (621) vs. Hawaii (646), 12/8/2001
(Has happened in 58 FBS games)

TEAM PASSING

PASSING YARDS PER GAME

Rk.	Year	G	Att.	Com.	Pct.	Int.	Yds.	TD	Yds/G
8.	1990	12	580	373	.643	29	5,379	41	448.3
17.	†1980	12	498	317	.637	21	4,918	49	409.8

PASSING OFFENSE CHAMPIONS

1976	BYU	307.8
1979	BYU	368.3
1980	BYU	409.8
1981	BYU	356.9
1983	BYU	381.2
1984	BYU	346.2
1985	BYU	354.5

TEAM PASSING DEFENSE

FEWEST COMPLETIONS ALLOWED IN A GAME

**0 - vs. Rice 1996 on 5 attempts (many teams)

SPECIAL TEAMS

HIGHEST AVERAGE PER PUNT, BOTH TEAMS (MIN. 10 PUNTS)

**55.3—BYU & Wyoming, Oct. 8, 1983 (11 for 608)

HIGHEST PUNTING AVERAGE

**50.63—BYU, 1983 (24 for 1,215 yards)

HIGHEST NET PUNTING AVERAGE

**45.04—BYU, 1983 (24 for 1,215 yards, 134 yards in punts returned) - since 1975

NET PUNTING CHAMPS

1959	BYU	43.2
1983	BYU	45.0
1988	BYU	42.9
2002	BYU	42.7

NET PUNTING

Rk.	Team	Year	AVG
6.	BYU	†1983	45.04 (Best since 1975)

KICKOFF RETURN CHAMPS

1969	BYU	28.7
1979	BYU	26.3

MOST TOUCHDOWNS SCORED BY A TEAM ON KICKOFF RETURNS

Game

**2—vs. Air Force, 11/11/1989 (many teams)

FEWEST PUNTS ALLOWED

0—BYU 3 times (Tulane, 2009; Colorado State, 2001; New Mexico, 1996) - held by many teams

MISC. TEAM

MOST GAMES PLAYED IN A SEASON (MODERN ERA, 1937-PRESENT)

**15—BYU, 1996; Kansas St., 2003; Ohio State, 2014; Oregon, 2014; Alabama 2015; Clemson 2015, Alabama 2016, Clemson 2016, Georgia 2017, Clemson 2018, Alabama 2018, Clemson 2019, LSU 2019, Hawai'i 2019

MOST OPPONENTS' FUMBLES RECOVERED

36—North Texas, 1972; BYU, 1977

TEAM SEASON RECORDS

Season records may not include seasons prior to 1975. The amount and availability of archived statistics is less and less in the earlier seasons.

Bowl statistics were counted as part of season statistics starting in the 2002 season.

VICTORIES

1.	13	1996	14 games
2.	12	2001	13 games
	12	1984	12 games
4.	11	1980	12 games
	11	2006	13 games
	11	2009	13 games
	11	1979	11 games
	11	1985	13 games
	11	2007	13 games
	11	2020	12 games
10.	10	2021	13 games
	10	1990	12 games
	10	1989	12 games
	10	1983	11 games
	10	1981	12 games
	10	2008	13 games
	10	2011	13 games

FEWEST VICTORIES

1.	4	2017	13 games
	4	2003	12 games
2.	5	2004	11 games
	5	2002	12 games
	5	1973	11 games

OFFENSE

POINTS SCORED

Most

1.	608	2001	13 games
2.	571	1996	14 games
3.	560	1980	12 games
4.	522	2020	12 games
5.	510	1990	12 games
6.	484	1989	12 games
	484	1983	11 games
8.	482	2014	13 games
9.	478	2006	13 games
10.	465	1981	12 games

Fewest

1.	196	2003	12 games
2.	222	2017	13 games
3.	233	1978	12 games
4.	244	1975	11 games
5.	248	1972	11 games
6.	250	1997	11 games
7.	267	2004	11 games
8.	279	2002	12 games
9.	280	2000	12 games
10.	296	1974	11 games

POINTS SCORED PER GAME

Most

1.	46.77	2001	13 games
2.	46.67	1980	12 games
3.	44.00	1983	11 games

4.	43.5	2020	12 games
5.	42.50	1990	12 games
6.	40.79	1996	14 games
7.	40.64	1979	11 games
8.	40.33	1989	12 games
9.	39.36	1977	11 games
10.	38.75	1981	12 games

Fewest

1.	16.33	2003	12 games
2.	17.08	2017	13 games
3.	19.42	1978	12 games
4.	22.18	1975	11 games
5.	22.55	1972	11 games
6.	22.73	1997	11 games
7.	23.25	2002	12 games
8.	23.33	2000	12 games
9.	24.27	2004	11 games
10.	25.00	1986	12 games

TOTAL OFFENSIVE PLAYS

Most

1.	1,111	2013	13 games
2.	1,049	2014	13 games
3.	1,037	1985	13 games
4.	1,004	1996	14 games
5.	1,003	2012	13 games
6.	996	2007	13 games
7.	977	2001	13 games
8.	968	1990	12 games
9.	958	2011	13 games
10.	956	2016	13 games

Fewest

1.	715	1997	11 games
2.	792	1975	11 games
3.	797	1982	11 games
4.	803	1995	11 games
5.	806	2004	11 games
6.	822	2017	13 games
7.	831	1979	11 games
8.	834	1999	11 games
9.	846	2003	12 games
	846	1991	12 games
	846	1980	12 games

TOTAL OFFENSIVE YARDS

Most

1.	6,795	2001	13 games
2.	6,788	1990	12 games
3.	6,692	1996	14 games
4.	6,502	1985	13 games
5.	6,479	1989	12 games
6.	6,426	1983	11 games
7.	6,420	1980	12 games
8.	6,417	2013	13 games
9.	6,266	2020	12 games
10.	5,986	2014	13 games

Fewest Since 1975

1.	3692	1997	11 games
2.	3775	2003	12 games
3.	3922	1975	11 games
4.	4224	2004	11 games
5.	4227	2017	13 games
6.	4238	1978	12 games
7.	4395	1976	11 games
8.	4502	2000	12 games

9.	4538	1995	11 games
10.	4581	1987	12 games

TOTAL OFFENSIVE YARDS/GAME

Most (Including 5,000+ seasons)

1.	584.18	1983	11 games
2.	565.67	1990	12 games
3.	539.92	1989	12 games
4.	535.00	1980	12 games
5.	522.69	2001	13 games
6.	522.17	2020	12 games
7.	521.36	1979	11 games
8.	500.15	1985	13 games
9.	493.62	2013	13 games
10.	490.50	1984	12 games

Fewest Since 1975

1.	314.58	2003	12 games
2.	325.15	2017	13 games
3.	335.64	1997	11 games
4.	353.17	1978	12 games
5.	356.55	1975	11 games
6.	364.9	2018	13 games
7.	366.46	2010	13 games
8.	375.17	2000	12 games
9.	381.69	1998	13 games
10.	381.75	1987	12 games

TURNOVERS COMMITTED

Fewest

1.	9	2020	12 games
2.	12	2021	13 games
3.	13	2006	13 games
4.	17	2018	13 games
5.	19	2016	13 games
6.	20	2005	12 games
	20	2015	13 games
8.	21	2019	13 games
	21	2010	13 games
	21	1997	11 games
	21	2013	13 games

Most

1.	42	1988	12 games
2.	41	1990	12 games
3.	41	1977	11 games
4.	40	1985	13 games
5.	39	1975	11 games
6.	39	1986	12 games
7.	39	1987	12 games
8.	39	2003	12 games
9.	37	1978	12 games
10.	36	1980	12 games

FUMBLES

Fewest

1.	12	2020	12 games
2.	13	2017	13 games
	13	2005	12 games
4.	14	2006	13 games
5.	15	2019	13 games
6.	16	2018	13 games
	16	2016	13 games
	16	2015	13 games
9.	17	2013	13 games
	17	2009	13 games

Most

1.	43	2001	13 games
----	----	------	----------

2.	37	1978	12 games
3.	34	1987	12 games
	34	1998	13 games
5.	32	1988	12 games
	32	1990	12 games
7.	31	1989	12 games
	31	1993	11 games
9.	30	four times	

FUMBLES LOST

Fewest

1.	4	2006	13 games
2.	5	2020	12 games
3.	7	2021	13 games
	7	2016	13 games
	7	2005	12 games
	7	2013	13 games
	7	1976	11 games
8.	8	2017	13 games
	8	2015	13 games
	8	2012	13 games

Most

1.	23	1998	13 games
2.	22	1988	12 games
3.	21	1975	11 games
4.	18	2001	13 games
	18	1977	11 games
	18	1981	12 games
7.	17	2003	12 games
8.	16	1987	12 games
	16	1989	12 games
	16	2004	11 games
	16	1985	13 games
	16	1986	12 games

PENALTIES COMMITTED

Fewest

1.	52	2020	12 games
2.	59	2017	13 games
3.	66	2021	13 games
4.	68	1997	11 games
5.	70	2010	13 games
6.	72	1999	11 games
7.	74	2018	13 games
8.	75	2011	13 games
9.	76	1992	12 games
10.	78	1982	11 games

Most

1.	141	1980	12 games
2.	114	1981	12 games
3.	111	1990	12 games
4.	110	1977	11 games
	110	2014	13 games
	110	1979	11 games
7.	109	1989	12 games
8.	108	1988	12 games
	108	1993	11 games
10.	106	1984	12 games

PENALTY YARDS

Fewest

1.	454	2020	12 games
2.	509	2017	13 games
3.	539	2021	13 games
4.	544	1997	11 games

5.	583	2010	13 games
6.	633	2018	13 games
7.	653	2011	13 games
8.	668	2019	13 games
9.	672	1999	11 games
10.	674	1992	12 games

Most

1.	1,322	1980	12 games
2.	1,227	1979	11 games
3.	1,085	1981	12 games
4.	1,053	2014	13 games
5.	1,031	1990	12 games
6.	1,008	1996	14 games
7.	998	1989	12 games
8.	993	1977	11 games
9.	981	1976	11 games
10.	978	1978	12 games

TIME OF POSSESSION

Highest

1.	35:16.48	1976	11 games
2.	32:41.01	1999	11 games
3.	32:39.77	2016	13 games
3.	32:27.36	2005	12 games
4.	32:22.48	1986	12 games
5.	32:20.12	2009	13 games
6.	32:14.02	2007	13 games
7.	32:12.00	1987	12 games
8.	32:05.10	1985	13 games
9.	32:04.04	2006	13 games
10.	31:57.23	2012	13 games

Lowest

1.	24:07.12	1978	12 games
2.	24:36.00	1977	11 games
3.	24:48.00	1980	12 games
4.	24:50.24	1979	11 games
5.	27:41.46	2013	13 games
6.	27:53.00	2017	13 games
7.	27:54.09	2014	13 games
8.	28:15.36	2002	12 games
9.	28:33.36	1991	12 games
10.	28:47.23	2015	13 games

FIRST DOWNS

Most

1.	351	2001	13 games
2.	348	1990	12 games
3.	347	1985	13 games
4.	341	1996	14 games
5.	340	1983	11 games
6.	325	2014	13 games
	325	2013	13 games
8.	318	1981	12 games
9.	314	2008	13 games
	314	2007	13 games

Fewest

1.	192	1997	11 games
2.	204	2003	12 games
3.	214	1976	11 games
4.	215	2017	13 games
5.	215	1975	11 games
6.	215	2004	11 games
7.	239	1987	12 games
8.	244	1995	11 games
9.	246	2002	12 games
10.	249	2018	13 games

FIRST DOWNS/GAME

Most			
1.	30.9	1983	11 games
2.	29.0	1990	12 games
3.	27.0	2001	13 games
4.	26.7	1985	13 games
5.	26.5	1981	12 games
6.	25.8	2020	12 games
7.	25.7	2005	12 games
8.	25.5	1994	12 games
9.	25.2	1979	11 games
10.	25.1	1989	12 games
Fewest			
1.	16.5	2017	13 games
2.	17.0	2003	12 games
3.	17.5	1997	11 games
4.	19.2	2018	13 games
5.	19.5	1976	11 games
6.	19.5	1975	11 games
7.	19.5	2004	11 games
8.	19.9	1987	12 games
9.	20.4	1998	13 games
10.	20.5	2002	12 games

RUSHING FIRST DOWNS

Most			
1.	161	2013	13 games
2.	151	1996	14 games
3.	148	2001	13 games
4.	143	2014	13 games
5.	142	2021	13 games
6.	141	2016	13 games
7.	136	1983	11 games
8.	128	1994	12 games
9.	124	1986	12 games
10.	123	2011	13 games
Fewest			
1.	54	2003	12 games
2.	60	2002	12 games
3.	69	2004	11 games
4.	75	1995	11 games
5.	76	1976	11 games
6.	79	1980	12 games
7.	80	1987	12 games
8.	80	1999	11 games
9.	80	1979	11 games
10.	81	1997	11 games
	81	1977	11 games

RUSHING FIRSTS DOWNS PER GAME

Most			
1.	12.38	2013	13 games
2.	12.36	1983	11 games
3.	11.4	2001	13 games
4.	11.2	2015	13 games
5.	11.0	2014	13 games
6.	10.9	2021	13 games
7.	10.8	2016	13 games
	10.8	1996	14 games
9.	10.7	1994	12 games
10.	10.3	1986	12 games
Least			
1.	6.3	2004	11 games
2.	6.6	2003	12 games
	6.6	1980	12 games
4.	6.7	2017	13 games

6.7	1987	12 games
6. 6.8	1995	11 games
7. 6.8	2000	12 games
8. 6.9	1976	11 games
9. 6.9	2002	12 games
10. 6.9	2006	13 games

PASSING FIRST DOWNS

Most			
1.	237	1990	12 games
2.	201	1985	13 games
3.	198	2008	13 games
4.	192	1989	12 games
5.	191	1981	12 games
6.	189	1980	12 games
7.	188	2006	13 games
8.	186	1983	11 games
9.	183	1984	12 games
10.	182	2007	13 games
Fewest			
1.	87	1975	11 games
2.	90	2003	12 games
3.	100	1997	11 games
4.	106	2002	12 games
5.	115	1986	12 games
6.	116	2017	13 games
7.	121	2018	13 games
8.	122	1976	11 games
9.	124	2004	11 games
10.	128	1998	13 games

PASSING FIRST DOWNS PER GAME

Most			
1.	19.8	1990	12 games
2.	16.9	1983	11 games
3.	16.0	1989	12 games
4.	15.9	1981	12 games
5.	15.9	2015	13 games
6.	15.8	1979	11 games
7.	15.8	1980	12 games
8.	15.5	1985	13 games
9.	15.3	1984	12 games
10.	15.2	2008	13 games
Fewest			
1.	7.9	1975	11 games
2.	8.8	2003	12 games
3.	8.9	2017	13 games
4.	9.1	1997	11 games
5.	9.3	2018	13 games
6.	9.6	1986	12 games
7.	9.8	1998	13 games
8.	10.0	2016	13 games
9.	10.5	2010	13 games
10.	10.9	2021	13 games

PENALTY FIRST DOWNS

Most			
1.	31	1981	12 games
	31	1978	12 games
3.	29	1999	11 games
	29	2010	13 games
5.	28	2016	13 games
6.	27	2000	12 games
	27	2015	13 games
8.	26	1985	13 games

26	2005	12 games	
10. 24	2020	12 games	
	24	1980	12 games
	24	2011	13 games
Fewest			
1.	10	2002	12 games
2.	11	1997	11 games
3.	11	1993	11 games
4.	12	2017	13 games
5.	13	1996	14 games
6.	14	2003	12 games
7.	14	1986	12 games
8.	14	1987	12 games
9.	14	1995	11 games
10.	15	1984	12 games

RUSHING

RUSHING TOUCHDOWNS

Most			
1.	41	2001	13 games
2.	34	2020	12 games
3.	30	2021	13 games
	30	1996	14 games
5.	28	2016	13 games
	28	2015	13 games
	28	2014	13 games
	28	2006	13 games
	28	1983	11 games
10.	27	2018	13 games
	27	1989	12 games
	27	1982	11 games
Fewest			
1.	7	2003	12 games
2.	12	2017	13 games
	12	2004	11 games
4.	13	1999	11 games
	13	1976	11 games
	14	1977	11 games
	15	1986	12 games
8.	16	1997	11 games
	16	1995	11 games
10.	16	1994	12 games
	16	1975	11 games

RUSHING YARDS

Most			
1.	3,475	2013	13 games
2.	2,832	2001	13 games
3.	2,615	2016	13 games
4.	2,549	1996	14 games
5.	2,446	2021	13 games
6.	2,363	2014	13 games
7.	2,281	2020	12 games
8.	2,233	1983	11 games
9.	2,185	2010	13 games
10.	2,084	2011	13 games
Fewest			
1.	1,009	1976	11 games
2.	1,069	1995	11 games
3.	1,081	1987	12 games
4.	1,115	1999	11 games
5.	1,149	2004	11 games
6.	1,162	1993	11 games
7.	1,192	1997	11 games

8.	1,195	2003	12 games
9.	1,207	2000	12 games

3.	97.2	1995	11 games
4.	99.6	2003	12 games
5.	100.6	2000	12 games
6.	101.4	1999	11 games
7.	104.5	2004	11 games
8.	105.6	1993	11 games
9.	108.4	1997	11 games
10.	115.0	1978	12 games

2.	326	1997	11 games
3.	358	1986	12 games
4.	373	2018	13 games
5.	376	2020	12 games
6.	383	1998	13 games
7.	385	1982	11 games
8.	388	1995	11 games
9.	389	2021	13 games
10.	403	1976	11 games

RUSHING ATTEMPTS

Most

1.	664	2013	13 games
2.	581	1996	14 games
3.	567	2014	13 games
4.	553	1975	11 games
5.	544	2016	13 games
6.	540	1998	13 games
7.	535	1986	12 games
8.	525	1978	12 games
9.	518	2010	13 games
10.	505	2012	13 games

Fewest

1.	348	1980	12 games
2.	368	1979	11 games
3.	376	1999	11 games
4.	382	2004	11 games
5.	388	1990	12 games
6.	389	1997	11 games
7.	393	1981	12 games
8.	395	1993	11 games
9.	396	1984	12 games
10.	397	2003	12 games

RUSHING YARDS/ATTEMPT

Most

1.	5.63	2001	13 games
2.	5.49	1983	11 games
3.	5.39	2020	12 games
4.	5.23	2013	13 games
5.	5.11	2021	13 games
6.	4.81	2016	13 games
7.	4.67	1982	11 games
8.	4.58	1979	11 games
9.	4.45	2019	13 games
10.	4.39	1996	14 games

Fewest

1.	2.22	1976	11 games
2.	2.35	1987	12 games
3.	2.58	1995	11 games
4.	2.63	1978	12 games
5.	2.94	1993	11 games
6.	2.97	1999	11 games
7.	3.007	2004	11 games
8.	3.010	2003	12 games
9.	3.03	2000	12 games
10.	3.06	1997	11 games

RUSHING YARDS/GAME

Most

1.	267.3	2013	13 games
2.	217.8	2001	13 games
3.	203.0	1983	11 games
4.	201.2	2016	13 games
5.	190.1	2020	12 games
6.	188.2	2021	13 games
7.	182.1	1996	14 games
8.	181.8	2014	13 games
9.	178.9	1975	11 games
10.	178.7	1978	11 games

Fewest

1.	90.1	1987	12 games
2.	91.7	1976	11 games

PASSING

PASSING YARDS

Most

1.	5,379	1990	12 games
2.	4,918	1980	12 games
3.	4,726	1989	12 games
4.	4,608	1985	13 games
5.	4,283	1981	12 games
6.	4,206	2006	13 games
7.	4,193	1983	11 games
8.	4,154	1984	12 games
9.	4,143	1996	14 games
10.	4,125	1991	12 games
11.	4,060	1993	11 games
12.	4,037	1979	11 games
13.	4,035	2008	13 games
14.	3,985	2020	12 games
15.	3,963	2001	13 games
16.	3,879	2007	13 games
17.	3,874	1988	12 games
18.	3,854	2015	13 games
19.	3,758	1977	11 games
20.	3,755	1994	12 games
21.	3,721	2005	12 games
22.	3,701	2019	13 games
23.	3,659	2009	13 games
24.	3,623	2014	13 games
25.	3,575	1992	12 games

Fewest

1.	1,954	1975	11 games
2.	2,500	1997	11 games
3.	2,530	2017	13 games
4.	2,573	2016	13 games
5.	2,579	2010	13 games
6.	2,580	2003	12 games
7.	2,753	2018	13 games
8.	2,827	1986	12 games
9.	2,858	1978	12 games
10.	2,942	2013	13 games

PASSING ATTEMPTS

Most

1.	580	1990	12 games
2.	560	1985	13 games
3.	538	1981	12 games
4.	516	2005	12 games
5.	504	2015	13 games
6.	503	2007	13 games
7.	500	2002	12 games
8.	498	1980	12 games
9.	498	2012	13 games
10.	496	1984	12 games

Fewest

1.	281	1975	11 games
----	-----	------	----------

PASSING YARDS/GAME

Most

1.	448.3	1990	12 games
2.	409.8	1980	12 games
3.	393.8	1989	12 games
4.	381.2	1983	11 games
5.	369.1	1993	11 games
6.	367.0	1979	11 games
7.	356.9	1981	12 games
8.	354.5	1985	13 games
9.	346.2	1984	12 games
10.	343.8	1991	12 games

Fewest

1.	177.6	1975	11 games
2.	194.6	2017	13 games
3.	197.9	2016	13 games
4.	198.4	2010	13 games
5.	211.7	2018	13 games
6.	215.0	2003	12 games
7.	226.3	2013	13 games
8.	227.3	1997	11 games
9.	235.6	1986	12 games
10.	236.9	1998	13 games

PASSING YARDS/ATTEMPT

Most

1.	10.9	1989	12 games
2.	10.6	2020	12 games
3.	9.88	1980	12 games
4.	9.82	1991	12 games
5.	9.79	1996	14 games
6.	9.31	2006	13 games
7.	9.27	1990	12 games
8.	9.16	1983	11 games
9.	8.94	1995	11 games
10.	8.86	1993	11 games

Fewest

1.	5.75	2003	12 games
2.	6.03	2010	13 games
3.	6.05	2017	13 games
4.	6.2451	2016	13 games
5.	6.2455	2002	12 games
6.	6.45	2012	13 games
7.	6.58	2013	13 games
8.	6.77	2000	12 games
9.	6.88	2011	13 games
10.	6.89	1978	12 games

COMPLETIONS

Most

1.	373	1990	12 games
2.	366	1985	13 games
3.	338	2008	13 games
4.	332	2005	12 games
5.	329	1981	12 games
6.	324	1983	11 games

7.	317	1980	12 games
8.	311	2006	13 games
9.	305	1984	12 games
	305	2001	13 games
11.	303	2015	13 games

Fewest

1.	156	1975	11 games
2.	184	1997	11 games
3.	205	1986	12 games
4.	210	1978	12 games
5.	222	1992	12 games
6.	224	1976	11 games
7.	226	1998	13 games
8.	228	2017	13 games
9.	234	2004	11 games
10.	236	2018	13 games

COMPLETION PERCENTAGE

Highest

1.	72.6%	2020	12 games
2.	70.74%	1983	11 games
3.	68.81%	2006	13 games
4.	68.79%	1996	14 games
5.	68.56%	2008	13 games
6.	67.30%	2009	13 games
7.	65.04%	2021	13 games
8.	65.36%	1985	13 games
9.	64.95%	1995	11 games
10.	64.35%	2001	13 games

Lowest Since 1975

1.	50.60%	1978	12 games
2.	53.02%	2013	13 games
3.	54.32%	1988	12 games
4.	54.54%	2017	13 games
5.	54.57%	2003	12 games
6.	54.81%	1992	12 games
7.	55.19%	2004	11 games
8.	55.40%	2002	12 games
9.	55.52%	1975	11 games
10.	55.58%	1976	11 games

INTERCEPTIONS THROWN

Fewest Since 1975

1.	4	2020	12 games
2.	5	2021	13 games
3.	7	2018	13 games
4.	9	1998	13 games
	9	2006	13 games
6.	10	2001	13 games
7.	11	2019	13 games
	11	1997	11 games
	11	2010	13 games
	11	1983	11 games

Most

1.	29	1990	12 games
2.	24	1985	13 games
3.	23	1977	11 games
	23	1987	12 games
	23	1986	12 games
6.	22	2003	12 games
	22	1978	12 games
8.	21	1980	12 games
	21	2002	12 games
10.	20	1982	11 games
	20	1988	12 games

PASSING TDS

Most

1.	49	1980	12 games
2.	41	1990	12 games
3.	38	1977	11 games
	38	2001	13 games
5.	37	1983	11 games
6.	36	1996	14 games
7.	35	2008	13 games
	35	1991	12 games
9.	34	2020	12 games
	34	2009	13 games
	34	1984	12 games
	34	1981	12 games

Fewest

1.	11	2000	12 games
2.	13	2017	13 games
	13	1975	11 games
	13	2003	12 games
5.	14	1978	12 games
6.	15	2016	13 games
	15	1997	11 games
8.	16	2002	12 games
9.	17	2010	13 games
10.	18	2018	13 games
	18	1998	13 games
	18	2004	11 games
	18	1987	12 games

PASS EFFICIENCY

Highest

1.	189.35	2020	12 games
2.	177.25	1989	12 games
3.	175.47	2006	13 games
4.	172.57	1996	14 games
6.	171.92	1983	11 games
6.	171.51	1980	12 games
7.	165.50	1991	12 games
8.	163.73	2009	13 games
9.	159.83	2001	13 games
10.	158.7	2021	13 games

Lowest Since 1975

1.	100.23	2003	12 games
2.	106.56	2017	13 games
3.	109.35	2002	12 games
4.	110.05	1978	12 games
5.	114.79	2000	12 games
6.	117.30	1975	11 games
7.	118.11	2016	13 games
8.	118.96	2010	13 games
9.	119.67	2013	13 games
10.	120.41	2012	13 games

DEFENSE

POINTS ALLOWED

Fewest

1.	125	1979	11 games
2.	166	1984	12 games
3.	167	1982	11 games
4.	168	1977	11 games
5.	176	1985	13 games
6.	182	2012	13 games
	182	1976	11 games
8.	184	2020	12 games

9.	191	2006	13 games
10.	198	1980	12 games

Most

1.	407	1993	11 games
2.	396	2001	13 games
3.	358	2014	13 games
4.	351	2005	12 games
5.	336	2002	12 games
6.	331	2019	13 games
7.	321	2021	13 games
	321	2017	13 games
9.	319	1989	12 games
10.	310	2003	12 games
	310	2000	12 games

POINTS ALLOWED PER GAME

Fewest

1.	11.36	1979	11 games
2.	13.54	1985	13 games
3.	13.83	1984	12 games
4.	14.00	2012	13 games
5.	14.69	2006	13 games
6.	15.18	1982	11 games
7.	15.27	1977	11 games
8.	15.33	2020	12 games
9.	16.50	1980	12 games
10.	16.55	1976	11 games

Most

1.	37.0	1993	11 games
2.	30.5	2001	13 games
3.	29.3	2005	12 games
4.	28.0	2002	12 games
5.	27.5	2014	13 games
6.	26.8	2004	11 games
7.	26.6	1989	12 games
8.	25.8	2003	12 games
9.	25.8	2000	12 games
10.	25.7	1991	12 games

FIRST DOWNS ALLOWED

Fewest

1.	176	1986	12 games
2.	181	1997	11 games
3.	182	1998	13 games
4.	183	1984	12 games
5.	184	1979	11 games
6.	190	1999	11 games
7.	191	2012	13 games
	191	1976	11 games
9.	196	1987	12 games
10.	197	1975	11 games

Most

1.	302	2001	13 games
2.	282	2014	13 games
3.	281	2021	13 games
4.	279	2008	13 games
5.	267	2019	13 games
	267	2017	13 games
7.	263	2005	12 games
8.	262	2013	13 games
9.	259	1980	12 games
10.	257	1993	11 games

FIRST DOWNS ALLOWED PER GAME

Fewest

1.	14.0	1998	13 games
2.	14.67	1986	12 games
3.	14.69	2012	13 games
4.	15.3	1984	12 games
5.	16.2	1985	13 games
6.	16.3	1987	12 games
7.	16.4	2011	13 games
8.	16.45	1997	11 games
9.	16.50	1978	12 games
10.	16.7	1979	11 games

Most

1.	23.4	1993	11 games
2.	23.2	2001	13 games
3.	21.9	2005	12 games
4.	21.7	2014	13 games
5.	21.6	1980	12 games
6.	21.5	2008	13 games
7.	21.38	2021	13 games
8.	21.33	1991	12 games
9.	21.27	1983	11 games
10.	21.0	1989	12 games

RUSH FIRST DOWNS ALLOWED

Fewest

1.	63	2012	13 games
2.	65	1998	13 games
3.	66	1999	11 games
4.	70	1986	12 games
5.	78	2016	13 games
6.	78	2000	12 games
7.	81	2004	11 games
8.	82	1997	11 games
9.	83	2011	13 games
10.	84	2007	13 games
	84	1990	12 games

Most

1.	141	2001	13 games
2.	129	1993	11 games
3.	124	1980	12 games
4.	123	2019	13 games
5.	119	2017	13 games
6.	118	2021	13 games
7.	117	2002	12 games
8.	114	2008	13 games
9.	113	1991	12 games
10.	111	1979	11 games
	111	1982	11 games

RUSH FIRST DOWNS ALLOWED PER GAME

Fewest

1.	4.8	2012	13 games
2.	5.0	1998	13 games
3.	5.8	1986	12 games
4.	6.0	2016	13 games
5.	6.0	1999	11 games
6.	6.4	2011	13 games
7.	6.46	2007	13 games
8.	6.50	2000	12 games
9.	6.7	2009	13 games
	6.7	2006	13 games
	6.7	2014	13 games

Most

1.	11.7	1993	11 games
2.	10.8	2001	13 games

3.	10.3	1980	12 games
4.	10.1	1979	11 games
	10.1	1982	11 games
6.	9.9	1995	11 games
7.	9.8	2002	12 games
8.	9.6	1977	11 games
9.	9.5	1975	11 games
10.	9.5	2019	13 games

PASSING FIRST DOWNS ALLOWED

Fewest

1.	56	1979	11 games
2.	70	1984	12 games
3.	73	1975	11 games
4.	74	1977	11 games
5.	76	1982	11 games
6.	77	1976	11 games
7.	79	1978	12 games
8.	89	1997	11 games
9.	91	2003	12 games
10.	92	1998	13 games

Most

1.	164	2014	13 games
2.	145	2021	13 games
3.	143	2016	13 games
4.	142	2001	13 games
5.	139	2005	12 games
6.	138	2008	13 games
7.	136	2013	13 games
8.	135	2017	13 games
9.	133	1990	12 games
	133	1989	12 games

PASSING FIRST DOWNS ALLOWED PER GAME

Fewest

1.	5.1	1979	11 games
2.	5.8	1984	12 games
3.	6.58	1978	12 games
4.	6.64	1975	11 games
5.	6.7	1977	11 games
6.	6.9	1982	11 games
7.	7.0	1976	11 games
8.	7.1	1998	13 games
9.	7.5	1985	13 games
10.	7.6	2003	12 games

Most

1.	12.6	2014	13 games
2.	11.6	2005	12 games
3.	11.2	2021	13 games
4.	11.1	1990	12 games
	11.1	1989	12 games
6.	11.0	2016	13 games
7.	10.9	2001	13 games
8.	10.6	2008	13 games
9.	10.5	2013	13 games
10.	10.42	1991	12 games

PENALTY FIRST DOWNS ALLOWED

Fewest

1.	8	1992	11 games
2.	10	1997	12 games
3.	12	1986	11 games
4.	13	2020	12 games
	13	2017	13 games
6.	14	1982	11 games

	14	1987	11 games
	14	2000	11 games
9.	15	2021	13 games
	15	1984	12 games

Most

1.	31	2014	13 games
2.	29	2003	13 games
	29	1996	12 games
4.	27	2013	13 games
	27	2008	13 games
6.	26	2005	12 games
7.	25	1998	12 games
	25	1999	13 games
	25	2011	13 games
	25	2004	13 games

INTERCEPTION RETURN YARDS

Most

1.	394	1987	12 games
2.	372	2016	13 games
3.	319	1989	12 games
	319	1996	14 games
5.	289	1999	11 games
6.	273	1988	12 games
7.	270	2001	13 games
8.	253	1990	12 games
9.	252	2004	11 games
10.	249	2014	13 games
11.	246	1980	12 games

Most since 2000

1.	372	2016	13 games
2.	270	2001	13 games
3.	252	2004	11 games
4.	249	2014	13 games
5.	245	2009	13 games
6.	231	2015	13 games
7.	224	2017	13 games
8.	198	2006	13 games
	198	2011	13 games
10.	189	2007	13 games
	189	2010	13 games

INTERCEPTIONS

Most

1.	28	1987	12 games
2.	25	1980	12 games
3.	24	1988	12 games
	24	1967	10 games
4.	23	1985	13 games
5.	22	1990	12 games
	22	1976	11 games
7.	21	2016	13 games
	21	1979	11 games
	21	1989	12 games
10.	20	2001	13 games

Most since 2000

1.	21	2016	13 games
2.	20	2001	13 games
3.	18	2006	13 games
	18	2002	12 games
5.	16	2007	13 games
	16	2010	13 games
7.	15	2021	13 games
	15	2015	13 games
9.	14	2014	13 games
	14	2009	13 games

14	2003	12 games
Fewest		
1. 4	1997	11 games
2. 5	1993	11 games
3. 7	2000	12 games
4. 8	2017	13 games
5. 9	2018	13 games
9	2005	12 games
9	2008	13 games
9	1992	12 games
9	1994	12 games

SACKS

Most		
1. 42	1986	12 games
2. 40	2015	13 games
3. 36	1990	12 games
4. 35	1987	12 games
35	1988	12 games
35	1999	11 games
35	1998	13 games
35	1992	12 games
9. 34	1989	12 games
34	2004	11 games
34	2012	13 games

Most since 2000

1. 40	2015	13 games
2. 34	2004	11 games
34	2012	13 games
4. 32	2007	13 games
5. 29	2016	13 games
29	2000	12 games
7. 27	2018	13 games
27	2014	13 games
9. 26	2020	13 games
10. 25	2001	13 games
25	2009	13 games
25	2003	12 games

SACK YARDS

Most		
1. 330	1986	12 games
2. 279	1988	12 games
3. 253	1987	12 games
4. 245	1999	11 games
245	2004	11 games
6. 244	1996	14 games
7. 242	1990	12 games
8. 239	2015	13 games
9. 229	1998	13 games
10. 228	2007	13 games

Most since 2000

1. 245	2004	11 games
2. 239	2015	13 games
3. 228	2007	13 games
4. 200	2000	12 games
5. 185	2016	13 games
6. 183	2012	13 games
7. 182	2010	13 games
8. 179	2001	13 games
9. 177	2008	13 games
10. 175	2006	13 games

OPPONENT RUSHING YARDS ALLOWED

Fewest		
1. 1,014	1986	12 games

2. 1,128	1999	11 games
3. 1,130	2012	13 games
4. 1,171	2007	13 games
5. 1,186	1998	13 games
6. 1,396	1990	12 games
7. 1,430	1983	11 games
8. 1,432	2009	13 games
9. 1,446	2020	12 games
10. 1,456	2011	13 games

Most

1. 2,667	2001	13 games
2. 2,505	1993	11 games
3. 2,178	2019	13 games
4. 2,133	2002	12 games
5. 2,079	2013	13 games
6. 2,032	2021	13 games
7. 2,010	1975	11 games
8. 1,942	1984	12 games
9. 1,921	1980	12 games
10. 1,919	2017	13 games

OPPONENT RUSHING ATTEMPTS

Fewest

1. 389	1999	11 games
2. 405	2011	13 games
3. 408	2006	13 games
4. 412	2012	13 games
5. 419	2020	12 games
6. 422	2009	13 games
7. 429	2007	13 games
8. 431	2016	13 games
9. 432	1983	11 games
10. 437	1986	12 games

Most

1. 808	2005	12 games
2. 671	1995	11 games
3. 599	1980	12 games
4. 581	1978	12 games
5. 563	1979	11 games
6. 561	1977	11 games
7. 560	1984	12 games
8. 538	2013	13 games
9. 536	1991	12 games
536	1976	11 games
536	1975	11 games

OPPONENT AVERAGE YARDS/RUSH

Fewest

1. 2.12	1967	10 games
2. 2.19	2005	12 games
3. 2.32	1986	12 games
4. 2.60	1995	11 games
5. 2.66	1969	10 games
6. 2.67	1998	13 games
7. 2.73	2007	13 games
8. 2.74	2012	13 games
9. 2.75	1966	10 games
10. 2.89	1999	11 games
11. 2.90	1968	10 games
12. 3.03	1979	11 games
13. 3.05	1985	13 games
14. 3.11	1994	12 games
15. 3.12	1990	13 games

Most

1. 5.25	1993	11 games
2. 5.04	2001	13 games

3. 4.32	2021	13 games
4. 4.23	2019	13 games
5. 4.12	2002	12 games
6. 4.04	2006	13 games
7. 3.9	2010	13 games
8. 3.86	2013	13 games
9. 3.85	1997	11 games
10. 3.83	2008	13 games

OPPONENT RUSHING YARDS/GAME

Fewest

1. 84.5	1986	12 games
2. 86.9	2012	13 games
3. 90.1	2007	13 games
4. 91.2	1998	13 games
5. 102.5	1999	11 games
6. 110.2	2009	13 games
7. 112.0	2011	13 games
8. 112.8	2016	13 games
9. 116.3	1990	12 games
10. 118.5	1985	13 games

Most

1. 227.7	1993	11 games
2. 205.2	2001	13 games
3. 182.7	1975	11 games
4. 177.8	2002	12 games
5. 169.2	1982	11 games
6. 167.5	2019	13 games
7. 164.4	1997	11 games
8. 161.8	1984	12 games
9. 160.8	1977	11 games
10. 160.1	1980	12 games

OPPONENT RUSH TOUCHDOWNS ALLOWED

Fewest

1. 5	2012	13 games
2. 6	1985	13 games
3. 8	2020	12 games
8	1977	11 games
5. 9	1999	11 games
9	1978	12 games
9	1984	12 games
8. 10	2006	13 games
10	1979	11 games
10. 11	1986	12 games
11	1996	14 games
11	1987	12 games
11	2013	13 games

Most

1. 29	2002	12 games
2. 24	2021	13 games
3. 25	2001	13 games
4. 22	2018	13 games
22	2015	13 games
6. 21	1992	12 games
21	1989	12 games
21	1993	11 games
9. 20	2000	12 games
10. 19	2014	13 games
19	2004	11 games

PASSING YARDS ALLOWED

Fewest

1. 1,349	1979	11 games
2. 1,638	1975	11 games

3.	1,734	1982	11 games
4.	1,846	1976	11 games
5.	1,901	1977	11 games
6.	1,914	1984	12 games
7.	1,941	1978	12 games
8.	2,114	2003	12 games
9.	2,130	1997	11 games
10.	2,195	1980	12 games

Most

1.	3,506	2014	13 games
2.	3,456	2001	13 games
3.	3,295	1991	12 games
4.	3,278	2016	13 games
5.	3,275	1990	12 games
6.	3,232	2005	12 games
7.	3,203	1989	12 games
8.	3,146	1994	12 games
9.	3,015	2021	13 games
10.	2,938	2019	13 games

PASSING YARDS ALLOWED PER GAME

Fewest

1.	122.6	1979	11 games
2.	148.9	1975	11 games
3.	157.6	1982	11 games
4.	159.5	1984	12 games
5.	161.8	1978	12 games
6.	167.8	1976	11 games
7.	172.8	1977	11 games
8.	173.3	1985	13 games
9.	176.2	2003	12 games
10.	179.2	2012	13 games

Most

1.	274.6	1991	12 games
2.	272.9	1990	12 games
3.	269.7	2014	13 games
4.	269.3	2005	12 games
5.	266.9	1989	12 games
6.	265.8	2001	13 games
7.	262.2	1994	12 games
8.	252.2	2016	13 games
9.	248.0	1993	11 games
10.	245.7	1983	11 games

OPPONENT PASSING ATTEMPTS

Fewest Since 1975

1.	215	1975	11 games
2.	272	1997	11 games
3.	280	1976	11 games
4.	293	1979	11 games
5.	295	1982	11 games
6.	314	1984	12 games
7.	320	2003	12 games
8.	325	1978	12 games
9.	327	1977	11 games
10.	330	2000	12 games

Fewest Pre-1975

1.	107	1958	10 games
2.	124	1959	10 games
3.	126	1961	10 games
4.	132	1960	10 games
5.	140	1962	10 games
6.	158	1963	10 games
7.	181	1964	10 games
8.	207	1965	10 games

9.	262	1968	10 games
10.	268	1970	11 games

Most

1.	549	2014	13 games
2.	499	1990	12 games
3.	490	2013	13 games
4.	468	2001	13 games
5.	449	2009	13 games
6.	448	2007	13 games
7.	445	2006	13 games
8.	433	1992	12 games
9.	432	2011	13 games
10.	430	2018	13 games

PASSING YARDS ALLOWED PER ATTEMPT

Fewest

1.	4.60	1979	11 games
2.	5.46	1980	12 games
3.	5.50	1985	13 games
4.	5.808	2013	13 games
5.	5.813	1977	11 games
6.	5.87	2018	13 games
7.	5.88	1982	11 games
8.	5.97	1978	12 games
9.	5.99	2006	13 games
10.	6.05	2011	13 games

Most

1.	8.43	1994	12 games
2.	8.28	1991	12 games
3.	8.11	2000	12 games
4.	8.05	1989	12 games
5.	8.05	1993	11 games
6.	7.86	2005	12 games
7.	7.83	1997	11 games
8.	7.64	2016	13 games
9.	7.62	1975	11 games
10.	7.59	2017	13 games

OPPONENT COMPLETIONS ALLOWED

Fewest

1.	99	1975	11 games
2.	122	1976	11 games
3.	125	1979	11 games
4.	138	1997	11 games
5.	139	1982	11 games
6.	141	1984	12 games
7.	144	1977	11 games
8.	147	1978	12 games
9.	166	1988	12 games
10.	168	2003	12 games

Most

1.	318	2014	13 games
2.	279	2013	13 games
3.	271	2016	13 games
4.	269	2021	13 games
5.	263	1990	12 games
6.	262	2009	13 games
7.	260	2018	13 games
8.	259	2005	12 games
9.	257	2007	13 games
10.	254	2019	13 games
	254	2017	13 games

COMPLETION PERCENTAGE ALLOWED

Lowest Since 1975

1.	42.66%	1979	11 games
2.	43.57%	1976	11 games
3.	44.04%	1977	11 games
4.	44.50%	1988	12 games
5.	44.90%	1984	12 games
6.	45.23%	1978	12 games
7.	46.05%	1975	11 games
8.	47.12%	1982	11 games
9.	47.18%	1998	13 games
10.	48.29%	1985	13 games

Highest

1.	65.80%	2017	13 games
2.	65.45%	2021	13 games
3.	63.66%	2019	13 games
4.	63.17%	2016	13 games
5.	63.02%	2005	12 games
6.	61.23%	2020	12 games
7.	61.12%	2008	13 games
8.	60.47%	2018	13 games
9.	58.70%	1995	11 games
10.	58.35%	2009	13 games

PASSING TOUCHDOWNS ALLOWED

Fewest

1.	6	1979	11 games
2.	7	1984	12 games
3.	8	1985	13 games
	8	1982	11 games
5.	9	1976	11 games
	9	2002	12 games
	9	1975	11 games
	9	1978	12 games
9.	10	1980	12 games
	10	1977	11 games

Most

1.	26	1993	11 games
2.	25	2005	12 games
3.	25	2014	13 games
4.	24	1994	12 games
5.	24	1991	12 games
6.	23	2001	13 games
7.	22	2019	13 games
8.	20	2010	13 games
9.	19	2017	13 games
	19	2013	13 games
	19	1987	12 games

PASS EFFICIENCY ALLOWED

Lowest

1.	73.33	1979	11 games
2.	88.91	1980	12 games
3.	91.83	1982	11 games
4.	92.26	1985	13 games
5.	92.30	1977	11 games
6.	94.19	1988	12 games
7.	95.45	1978	12 games
8.	99.64	1996	14 games
9.	101.13	2006	13 games
10.	101.27	1976	11 games

Highest

1.	160.01	1986	12 games
----	--------	------	----------

2.	153.68	2000	12 games
3.	150.34	1997	11 games
4.	146.83	2005	12 games
5.	143.33	1994	12 games
6.	141.60	2017	13 games
7.	136.63	1993	11 games
8.	136.19	2019	13 games
9.	131.94	1991	12 games
10.	131.0	2021	13 games

OPPONENT TOTAL OFFENSIVE PLAYS

Fewest			
1.	696	1975	11 games
2.	729	1999	11 games
3.	742	1997	11 games
4.	787	1986	12 games
5.	790	2012	13 games
6.	792	2000	12 games
7.	793	2020	12 games
8.	805	2004	11 games
9.	814	1982	11 games
10.	816	1976	11 games
	816	1993	11 games

Most			
1.	1,219	2005	12 games
2.	1,032	2014	13 games
3.	1,028	2013	13 games
4.	1,010	1995	11 games
5.	1,001	1980	12 games
6.	997	2001	13 games
7.	947	1990	12 games
8.	939	1996	14 games
9.	934	1991	12 games
10.	922	1989	12 games

TOTAL OFFENSIVE YARDS ALLOWED

Fewest			
1.	3,055	1979	11 games
2.	3,282	1986	12 games
3.	3,386	1999	11 games
4.	3,459	2012	13 games
5.	3,537	1976	11 games
6.	3,561	1998	13 games
7.	3,595	1982	11 games
8.	3,648	1975	11 games
9.	3,670	1977	11 games
10.	3,687	2003	12 games

Most			
1.	6,123	2001	13 games
2.	5,233	1993	11 games
3.	5,116	2019	13 games
4.	5,090	2014	13 games
5.	5,047	2021	13 games
6.	5,049	1991	12 games
7.	5,005	2005	12 games
8.	4,925	2013	13 games
9.	4,855	1989	12 games
10.	4,847	2017	13 games

TOTAL OFFENSIVE YARDS ALLOWED/GAME

Fewest			
1.	266.1	2012	13 games
2.	273.5	1986	12 games
3.	273.9	1998	13 games

4.	277.7	1979	11 games
5.	291.8	1985	13 games
6.	300.5	2007	13 games
7.	307.3	2003	12 games
8.	307.8	1999	11 games
9.	312.9	2011	13 games
10.	316.3	1996	14 games

Most			
1.	475.7	1993	11 games
2.	471.0	2001	13 games
3.	420.8	1991	12 games
4.	417.1	2005	12 games
5.	404.6	1989	12 games
6.	393.5	2019	13 games
7.	391.5	2014	13 games
8.	389.3	1990	12 games
9.	388.2	2021	13 games
10.	384.7	2002	12 games

AVERAGE YARDS PER PLAY

Fewest			
1.	3.56	1979	11 games
2.	4.10	1980	12 games
3.	4.1377	1985	13 games
4.	4.1383	1978	12 games
5.	4.16	1977	11 games
6.	4.19	1986	12 games
7.	4.25	1998	13 games
8.	4.306	1976	11 games
9.	4.309	1988	12 games
10.	4.36	2012	13 games

Most			
1.	8.1	1975	11 games
2.	6.4	1993	11 games
3.	6.2	2001	13 games
4.	5.7	2021	13 game
5.	5.6	2019	13 games
6.	5.5	2016	13 games
	5.5	2005	12 games
	5.5	1994	12 games
9.	5.4	1991	12 games
10.	5.3	2017	13 games

TURNOVERS FORCED

Most			
1.	55	1977	11 games
2.	49	1987	12 games
3.	47	1980	12 games
4.	42	1976	11 games
5.	41	1978	12 games
6.	40	1985	13 games
7.	39	1979	11 games
8.	36	1996	14 games
9.	34	1988	12 games
	34	1981	12 games

Fewest			
1.	11	1997	11 games
2.	15	2020	12 games
3.	17	2017	13 games
4.	18	2018	13 games
	18	1993	11 games
6.	19	1992	12 games
	19	1998	13 games
8.	20	2000	12 games

	20	2004	11 games
10.	21	2021	13 games
	21	2007	13 games
	21	1986	12 games

FUMBLES RECOVERED

Most			
1.	36	1977	11 games
2.	28	1978	12 games
3.	23	1980	12 games
4.	22	1987	12 games
5.	21	2008	13 games
6.	19	1976	11 games
7.	18	1985	13 games
	18	1979	11 games
9.	17	1996	14 games
	17	1975	11 games

SPECIAL TEAMS

PUNTS

Most			
1.	86	1969	10 games
2.	85	2013	13 games
3.	81	2003	12 games
4.	80	1968	10 games
5.	79	1978	12 games
6.	76	1970	11 games
7.	72	1987	12 games
	72	1998	13 games
9.	70	1967	10 games
10.	69	1997	11 games
	69	2014	13 games

Fewest			
1.	24	1983	11 games
2.	28	2020	12 games
3.	40	2021	13 games
4.	40	1982	11 games
5.	41	2008	13 games
6.	42	2009	13 games
7.	44	1996	14 games
8.	45	1989	12 games
9.	46	1990	12 games
10.	47	1995	11 games
	47	2011	13 games

PUNTS PER GAME

Most			
1.	8.6	1969	10 games
2.	8.0	1968	10 games
3.	7.0	1967	10 games
4.	6.91	1970	11 games
5.	6.75	2003	12 games
6.	6.58	1978	12 games
7.	6.54	2013	13 games
8.	6.27	1997	11 games
9.	6.00	1987	12 games
10.	5.91	1976	11 games

Fewest			
1.	2.18	1983	11 games
2.	2.33	2020	12 games
3.	3.08	2021	13 games
4.	3.14	1996	14 games
5.	3.15	2008	13 games
6.	3.23	2009	13 games

7.	3.62	2011	13 games
8.	3.64	1982	11 games
9.	3.75	1989	12 games
10.	3.83	1990	12 games

PUNT YARDS

Most

1.	3,589	1968	10 games
2.	3,437	2003	12 games
3.	3,376	2013	13 games
4.	3,345	1969	10 games
5.	3,106	2014	13 games
6.	3,083	1987	12 games
7.	3,041	1978	12 games
8.	3,009	1967	10 games
9.	2,898	2000	12 games
10.	2,883	1970	11 games

Fewest

1.	1,215	1983	11 games
2.	1,264	2020	12 games
3.	1,654	1975	11 games
4.	1,712	2008	13 games
5.	1,725	2006	13 games
6.	1,733	2009	13 games
7.	1,825	1982	11 games
8.	1,867	1980	12 games
9.	1,875	1989	12 games
10.	1,909	2005	12 games

PUNT YARDS PER GAME

Most

1.	286.4	2003	12 games
2.	259.7	2013	13 games
3.	256.9	1987	12 games
4.	256.5	2004	11 games
5.	253.4	1978	12 games
6.	248.1	1997	11 games
7.	241.5	2000	12 games
8.	238.9	2014	13 games
9.	236.5	1979	11 games
10.	226.4	1976	11 games

Fewest

1.	105.3	2020	12 games
2.	110.5	1983	11 games
3.	131.7	2008	13 games
4.	132.7	2006	13 games
5.	133.3	2009	13 games
6.	137.1	1996	14 games
7.	149.5	2021	13 games
8.	150.4	1975	11 games
9.	152.7	2011	13 games
10.	155.6	1980	12 games

AVERAGE YARDS PER PUNT

Most

1.	49.94	1993	11 games
2.	48.58	2021	13 games
3.	47.30	2002	12 games
4.	46.64	2012	13 games
5.	45.81	1982	11 games
6.	45.14	2020	12 games
7.	44.86	1968	10 games
8.	44.66	2014	13 games
9.	44.61	2004	11 games
10.	44.31	1988	12 games

Fewest

1.	33.99	1977	11 games
2.	35.98	1990	12 games
3.	36.01	1980	12 games
4.	36.43	2005	12 games
5.	36.63	2001	13 games
6.	37.17	1992	12 games
7.	37.23	2009	13 games
8.	37.87	2006	13 games
9.	38.10	2010	13 games
10.	38.15	1998	13 games

PUNT RETURNS

Most

1.	60	1985	13 games
2.	55	1979	11 games
3.	52	1984	12 games
4.	51	1968	10 games
5.	50	1986	12 games
6.	49	1978	12 games
7.	44	1967	10 games
	44	1969	10 games
9.	43	1981	12 games
10.	40	1992	12 games
	40	1990	12 games

Fewest

1.	19	1982	11 games
2.	20	2004	11 games
3.	21	2020	12 games
	21	2019	13 games
	21	2008	13 games
6.	23	1993	11 games
7.	24	2018	13 games
	24	2017	13 games
	24	2016	13 games
	24	1996	14 games

PUNT RETURN YARDS

Most

1.	630	1969	10 games
2.	517	1967	10 games
3.	489	1984	12 games
4.	484	1968	10 games
5.	482	1985	13 games
6.	452	1995	11 games
7.	420	1971	11 games
8.	418	1979	11 games
9.	414	1986	12 games
10.	410	1996	14 games

Fewest

1.	80	2020	12 games
2.	118	2017	13 games
3.	120	2008	13 games
4.	136	1977	11 games
5.	142	1975	11 games
6.	152	1983	11 games
7.	157	2007	13 games
8.	158	2018	13 games
9.	162	1962	10 games
10.	166	2004	11 games

PUNT RETURN YARDS PER GAME

Most

1.	41.1	1995	11 games
2.	40.8	1984	12 games
3.	38.0	1979	11 games

4.	37.1	1985	13 games
5.	34.5	1986	12 games
6.	33.6	1978	12 games
7.	31.1	1981	12 games
8.	30.7	2006	13 games
9.	29.3	1996	14 games
10.	28.1	1992	12 games

Fewest

1.	6.3	2008	13 games
2.	6.7	2020	12 games
3.	9.1	2017	13 games
4.	12.2	2018	13 games
5.	12.1	2007	13 games
6.	12.4	1977	11 games
7.	12.9	1975	11 games
8.	13.4	2009	13 games
9.	13.8	1983	11 games
10.	15.1	2004	11 games

KICKOFF RETURNS

Most

1.	55	1993	11 games
2.	53	2008	13 games
3.	50	2001	13 games
	50	1988	12 games
5.	49	1991	12 games
	49	2014	13 games
7.	47	1989	12 games
	47	2011	13 games
	47	2007	13 games
10.	44	1997	11 games
	44	2013	13 games
	44	2010	13 games

Fewest

1.	15	1982	11 games
2.	16	2020	12 games
3.	17	2021	13 games
4.	17	1999	11 games
5.	18	1981	12 games
	18	1985	13 games
7.	19	2018	13 games
8.	20	1983	11 games
9.	22	2019	13 games
	22	1979	11 games

KICKOFF RETURN YARDS

Most

1.	1,312	1993	11 games
2.	1,304	2008	13 games
3.	1,279	1979	11 games
4.	1,106	1988	12 games
5.	1,094	2001	13 games
	1,094	2007	13 games
7.	1,088	2013	13 games
8.	1,071	2011	13 games
9.	1,068	1989	12 games
10.	984	2010	13 games

Fewest

1.	247	1981	12 games
2.	266	1982	11 games
3.	298	2021	13 games
4.	329	2020	12 games
5.	364	2018	13 games
6.	382	1999	11 games
7.	391	1985	13 games

8.	402	1983	11 games
9.	427	2019	13 games
10.	472	1995	11 games

KICKOFF RETURN YARD AVERAGE

Highest

1.	26.8	1996	14 games
2.	26.32	1979	11 games
3.	24.7	2013	13 games
4.	24.6	2008	13 games
5.	24.37	1969	10 games
6.	24.3	1998	13 games
7.	24.2	2012	13 games
8.	24.06	1960	10 games
9.	23.39	1961	10 games
10.	23.11	1964	10 games

Lowest

1.	13.7	1981	12 games
2.	16.2	1991	12 games
3.	17.2	2005	12 games
4.	17.5	2021	13 games
5.	17.6	2017	13 games
6.	17.7	1982	11 games
7.	18.5	1978	12 games
8.	18.8	1990	12 games
9.	18.9	1995	11 games
10.	19.1	1987	12 games

KICKOFF RETURN YARDS PER GAME

Most

1.	119.3	1993	11 games
2.	116.3	1979	11 games
3.	100.3	2008	13 games
4.	92.2	1988	12 games
5.	89.0	1989	12 games
6.	84.2	2007	13 games
	84.2	2001	13 games
8.	83.7	2013	13 games
9.	82.4	2011	13 games
10.	77.8	1997	11 games

Fewest

1.	20.6	1981	12 games
2.	22.9	2021	13 games
3.	24.2	1982	11 games
4.	27.4	2020	12 games
5.	28.0	2018	13 games
6.	30.1	1985	13 games
7.	32.8	2019	13 games
8.	34.7	1999	11 games
9.	36.5	1983	11 games
10.	40.1	1978	12 games

TEAM GAME

Season records may not include seasons prior to 1975. The amount and availability of archived statistics is less and less in the earlier seasons.

Bowl statistics were counted as part of season statistics starting in the 2002 season.

OFFENSE

POINTS SCORED

Most	Opponent	Year	
1.	83	UTEP	1980
2.	70	Wagner	2015

70	Tulane	2001	
70	Utah	1989	
70	Utah State	1980	
6.	68	UTEP	1977
7.	67	San Jose State	1967
	67	Western State	1951
8.	66	Virginia	2021
	66	North Alabama	2020
	66	New Mexico	1983

Fewest

1.	0	UTEP	1978
	0	Arizona State	1975
	0	Utah	2003
	0	Michigan	2015
	0	LSU	2017

TOTAL OFFENSIVE PLAYS

Most

1.	115	Houston	2013
2.	105	Hawaii	2001
3.	102	Nevada	2014
4.	101	Utah State	1976
	101	UCLA	1995
6.	100	Utah State	2002
	100	Utah	1967
7.	99	Texas	2013
9.	97	Boise State	1977
	97	Washington	2013
11.	96	Houston	2014
	96	UNLV	2004
	96	Hawaii	2002

Fewest

1.	21	Bowling Green	1975
2.	30	Wyoming	2006
3.	38	vs. LSU	2017
4.	45	Rice	1997
5.	46	Mississippi State	2017
	46	Utah	2003
7.	49	Washington	2018
8.	50	South Florida	2021
	50	Wyoming	2016
	50	Michigan	2015
	50	Air Force	1989

TOTAL OFFENSIVE YARDS

Most

1.	777	New Mexico	1983
2.	767	San Diego State	1991
3.	750	Utah	1989
4.	741	Wagner	2015
5.	736	UTEP	1980
6.	734	Virginia	2021
	734	Tulane	2001
8.	732	Utah State	1990
9.	715	Air Force	1983
10.	713	Southern Miss	1976

Fewest

1.	97	LSU	2017
2.	105	Michigan	2015
3.	108	Wyoming	1976
4.	147	TCU	2010
5.	156	Utah	2003
6.	158	Penn State	1991
7.	167	San Diego State	1986
8.	177	Colorado State	2000

9.	180	San Diego State	1978
10.	188	New Mexico	2002

AVERAGE YARDS PER PLAY

Most

1.	15.43	Bowling Green	1975
2.	15.13	Wyoming	2006
3.	11.11	Nebraska	2015
4.	10.71	Utah	1989
5.	10.70	Wagner	2015
6.	10.34	San Diego State	1990
7.	10.22	New Mexico	1983
8.	9.64	Colorado State	2001
9.	9.49	Utah State	1993
10.	9.47	Utah State	1980

Fewest

1.	1.57	Wyoming	1976
2.	2.10	Michigan	2015
3.	2.47	San Diego State	1978
4.	2.55	LSU	2017
5.	2.58	TCU	2010
6.	2.69	San Diego State	1986
7.	2.70	Wyoming	1988
8.	2.73	Florida State	2010
9.	2.74	UNLV	2007
10.	2.82	San Diego State	1976

TURNOVERS

1.	9	Utah	1968
2.	8	Utah	1988
	8	UNLV	1981
	8	Arizona State	1977
5.	7	Utah State	2017
	7	Hawaii	2001
	7	UTEP	1987
	7	Utah	2011
	7	Stanford	2004
	7	Wyoming	1988

FUMBLES

1.	9	Hawaii	2001
2.	7	Hawaii	1978
	7	Colorado State	1988
	7	New Mexico	1989
5.	6	New Mexico	1981
	6	UTEP	1989
	6	UNLV	2001
	6	Utah	2011
	6	UNLV	2004
	6	Fresno State	1998
	6	UTEP	1978

FUMBLES LOST

1.	6	Hawaii	2001
	6	Utah	2011
	6	New Mexico	1981
4.	5	Arizona State	1977
	5	UTEP	1975
6.	4	10 others: last Middle Tenn.	2013

SACKS GIVEN UP

Most

1.	11	UCLA	1993
2.	10	Washington	1986
	10	Hawaii	1989

4.	9	Wyoming	1988
5.	8	San Diego State	1986
	8	Houston	2013
	8	San Diego State	1988
	8	Washington	1996
	8	Boise State	2004
	8	Florida State	2010

FIRST DOWNS

Most			
1.	49	Utah	1993
2.	41	Houston	2013
3.	39	Air Force	2005
	39	Air Force	1983
5.	38	San Diego State	1983
	38	Hawaii	2001
	38	Nevada	2014
8.	37	Virginia	2021
	37	Utah State	1977
	37	San Diego State	1991
	37	Washington	1999

Fewest			
1.	6	LSU	2017
2.	7	Washington	2018
	7	Wyoming	2006
4.	8	Mississippi State	2017
	8	Michigan	2015
	8	UTEP	1997
7.	9	Utah	2003
	9	Penn State	1991
	9	Colorado State	2000
10.	10	McNeese	2018
	10	San Diego State	1986
	10	TCU	2010
	10	New Mexico	2002

RUSH FIRST DOWNS

Most			
1.	27	Utah	1993
	27	Utah	1986
3.	24	Texas	2013
4.	22	San Diego State	2007
5.	20	Air Force	1994
	20	Colorado State	2001
	20	Fresno State	1992
	20	UConn	2015
	20	Hawaii	2012
	20	Air Force	1988

Fewest			
1.	0	Oregon	1990
2.	1	LSU	2017
	1	USC	2004
	1	Texas A&M	1979
	1	Utah	2002
	1	FSU	2000
1	Washington	1996	
	1	Washington	1986
	1	Syracuse	2000
	1	Utah	2011
1	Hawaii	1989	
	1	Texas A&M	1996
	1	UCLA	2007

PASSING FIRST DOWNS

Most			
1.	30	Colorado State	1981

2.	27	New Mexico	1985
3.	26	Utah State	1990
	26	Wyoming	1979
5.	25	Nevada	2014
	25	Tulsa	2007
	25	Washington State	1989
8.	24	San Diego State	1983
	24	UTEP	1980
	24	San Diego State	1991
	24	Hawaii	2001

Fewest			
1.	1	Wyoming	2006
	1	Utah	2003
	1	Utah	1997
	1	Stanford	2003
5.	2	Michigan	2015
	2	San Diego State	1986
	2	Nevada	2013
8.	3	Colorado State	1975
9.	4	Mississippi State	2017
	4	LSU	2017
	4	Wyoming	1977
	4	Hawaii	1997
	4	Utah	1969
	4	San Diego State	1976
	4	Wyoming	2010
	4	UNLV	2000

MOST PENALTY FIRST DOWNS

1.	8	Mississippi State	2000
2.	7	UTEP	1981
3.	6	Hawaii	2001
	6	Colorado State	1989
	6	Florida State	2000
6.	5	13 other games	

RUSHING

RUSHING YARDS

Most			
1.	550	Texas	2013
2.	465	at Montana	1958
3.	460	Fresno State	1958
4.	454	Utah	1986
5.	437	Tulane	2001
6.	421	Idaho State	2013
7.	410	Colorado State	2001
8.	398	Wyoming	1975
9.	396	Hawaii	2012
10.	394	Nevada	2013

Fewest			
1.	-96	New Mexico	1970
2.	-86	Pittsburgh	1987
3.	-55	Hawaii	1989
4.	-47	Oregon	1990
5.	-45	Washington	1986
6.	-35	Air Force	1985
7.	-29	Air Force	1995
8.	-21	Air Force	2002
9.	-16	San Diego State	1995
10.	-5	LSU	2017
	-5	San Diego State	1978
	-5	Stanford	2003
13.	-2	Utah	2002
	-2	FSU	2000

15.0	UTEP	1997
0	Penn State	1991

RUSHING ATTEMPTS

Most			
1.	77	Utah	1986
2.	74	Wyoming	1975
3.	73	Colorado State	1959
4.	72	Texas	2013
5.	71	Houston	2013
6.	67	Utah State	1970
7.	65	Utah	1975
8.	63	Utah	1996
	63	UCLA	1995
	63	Wyoming	1971
	63	Arizona	1959
	63	Utah	1958

Fewest			
1.	14	LSU	2017
	15	Mizzou	2015
2.	16	Utah State	2018
	16	Boston College	2005
	16	Notre Dame	1992
	16	Colorado State	2000
6.	17	Utah	1995
7.	18	Air Force	2002
	18	UGA	1982
9.	19	Oregon	1990
	19	FSU	1991
	19	San Diego State	2005
	19	Utah	1982
	19	FSU	2009

RUSHING YARDS PER ATTEMPT

Most			
1.	11.35	UTEP	1984
2.	11.0	GWU	1962
3.	9.15	ISU	2013
4.	9.11	Colorado State	2001
5.	8.92	Tulane	2001
6.	8.76	Nevada	2013
7.	8.4	North Alabama	2020
8.	8.37	Virginia	2021
9.	8.02	Utah	1989
10.	8.00	UMass	2019

Fewest			
1.	-2.97	Pitt	1987
2.	-2.47	Oregon	1990
3.	-2.20	Hawaii	1989
4.	-1.88	Washington	1986
5.	-1.67	Air Force	1985
6.	-1.21	Air Force	1995
7.	-1.17	Air Force	2002
8.	-0.62	San Diego State	1995
9.	-0.36	LSU	2017
10.	-0.20	Stanford	2003
11.	-0.12	San Diego State	1978
12.	-0.09	Utah	2002
13.	-0.08	FSU	2000

RUSHING TOUCHDOWNS

1.	7	Colorado State	2001
	7	Tulane	2001
3.	6	Virginia	2021
	6	New Mexico State	2018
	6	Toledo	2016

6	Wagner	2015
6	Utah	1989
6	San Diego State	1990
6	UNLV	2009
6	Utah State	1987
6	San Diego State	1982

6.	16	Utah	1969
	16	Utah	1997
8.	17	USM	1975
9.	17	San Diego State	1998
	17	Air Force	1988

6.	85.2%	Wagner	2015
7.	83.8%	New Mexico	1983
8.	83.3%	San Diego St.	2008
9.	82.9%	UNI	2008
10.	81.8%	TU	2001

PASSING

PASSING YARDS

Most

1.	619	Utah State	1993
2.	599	San Diego State	1991
3.	598	Utah State	1990
4.	585	New Mexico	1985
5.	583	Utah	1977
6.	575	New Mexico	1990
7.	566	Texas Western	1966
8.	565	Utah	1981
9.	545	Utah State	1980
10.	542	UTEP	1980
	542	Colorado State	1980
12.	538	Colorado State	1981
13.	537	Tulsa	2007
	537	Washington State	1989
15.	536	A&M	1996
16.	517	TCU	2005
17.	515	Southern Miss	1976
	515	Hawaii	2001
19.	514	San Diego State	1990
20.	509	Utah State	1976
21.	508	Boston College	1985
22.	507	New Mexico	1983
23.	501	Washington	1999

Fewest

1.	41	Utah	2003
2.	55	Michigan	2015
3.	61	Boise State	2012
4.	67	Utah	1969
5.	70	Utah	1997
	70	Utah	1996
7.	73	San Diego State	1986
8.	80	San Diego State	1976
	80	Colorado State	1975
10.	81	Wyoming	2010

PASSING ATTEMPTS

Most

1.	68	UNLV	2004
2.	65	Colorado State	1981
	65	Hawaii	2001
4.	63	Nevada	2014
5.	61	New Mexico	1985
6.	60	BC	2006
	60	Hawaii	1980
	60	Boston College	2005
	60	TCU	1987
10.	59	Washington	1999
	59	UTEP	1988
	59	Boise State	2003

Fewest

1.	12	Utah	1996
2.	14	Utah	2003
3.	15	Wyoming	2016
	15	Utah	1986
	15	Rice	1996

PASSING YARDS/ATTEMPT

Most

1.	18.84	Western Mich.	2018
2.	15.22	Wagner	2015
3.	14.60	Rice	1996
4.	14.59	Utah State	1979
5.	14.52	Utah	1989
6.	14.50	UTEP	1989
7.	14.18	Wyoming	2009
8.	14.07	Utah State	1993
9.	13.9	North Texas St.	1961
10.	13.9	Troy	2020

Fewest

1.	1.964	Michigan	2015
2.	2.920	San Diego State	1986
3.	2.927	Colorado State	2000
4.	2.929	Utah	2003
5.	2.938	New Mexico	2002
6.	3.033	TCU	2010
7.	3.200	San Diego State	1976
8.	3.211	Boise State	2012
9.	3.286	FSU	2010
10.	3.333	Colorado State	1975

COMPLETIONS

Most

1.	44	Colorado State	1985
2.	44	Colorado State	1981
3.	42	New Mexico	1985
4.	41	Boston college	2005
5.	40	North Texas State	1980
6.	40	Hawaii	2001
7.	39	Air Force	1983
8.	39	Washington	1999
9.	39	Nevada	2014
10.	38	Utah State	1977
	38	Miami	1990
	38	Boston College	2006

Fewest

1.	4	Utah	2003
2.	5	Utah	1969
3.	7	Utah	1996
	7	Arizona State	1998
5.	8.	Wyoming	2016
	8	Boise State	2012
	8	San Diego State	1986
	8	Penn State	1991
	8	Utah	1968
10.	9	Wyoming	1975
	9	Hawaii	1986
	9	Rice	1997
	9	Texas	2013

COMPLETION PERCENTAGE

Highest

1.	100.0%	Western Mich.	2018
2.	92.3%	LaTech	2020
3.	91.2%	FSU	1995
4.	90.9%	Wyoming	2009
5.	86.2%	Utah	1983

Lowest

1.	22.9%	Utah	1968
2.	27.0%	OSU	1986
3.	28.6%	Utah	2003
4.	30.8%	Penn State	1991
5.	31.3%	Utah	1969
6.	32.0%	San Diego St.	1986
7.	32.5%	UVa	2013
8.	33.3%	ASU	1998
	33.3%	Texas	2013
10.	34.4%	New Mexico	2002

INTERCEPTIONS THROWN

1.	6	UGA	1982
	6	Wyoming	1977
	6	Utah	1968
	6	Arizona	1971
	6	New Mexico	1970
4.	5	Utah State	1990
	5	Utah	1993
	5	Oregon	1990
	5	Utah	1988
	5	Mia	1988
	5	Utah	2008
	5	Colorado State	1965
	5	North Texas State	1970
	5	Wyoming	1966

PASSING TDS

1.	7	Utah State	1980
	7	UTEP	1980
	7	Colorado State	1977
	7	UCLA	2008
	7	Colorado State	1981
	7	Utah State	1977
7.	6	San Diego State	1991
	6	New Mexico	1983
	6	A&M	1996
	6	BGU	1983
	6	New Mexico	1979
	6	Utah	1983
	6	NMSU	2012
	6	BU	1984

PASS EFFICIENCY

Highest

1.	327.75	Western Mich.	2018
2.	295.81	New Mexico	1986
3.	270.04	Wyoming	2009
4.	261.94	Wagner	2015
5.	255.31	Rice	1996
6.	246.99	New Mexico	1983
7.	246.77	Utah	1989
8.	245.85	San Diego St.	2006
9.	242.83	Utah	1983
10.	242.64	Colorado State	2010

Lowest

1.	24.5	San Diego St.	1986
2.	24.6	Utah	2003

3.	35.2	Utah	1968
4.	36.0	Wyoming	1977
5.	37.5	Boise State	2012
6.	46.6	New Mexico	2002
7.	50.9	San Diego S.	1976
8.	51.5	Boise State	2003
9.	58.4	Colorado State	1975
10.	58.8	TCU	2010

DEFENSE

INT RETURN YARDS

Most

1.	228	Arkansas State	1996
2.	176	Colorado State	1987
3.	138	UTEP	1977
4.	125	Colorado State	1999
5.	123	Tulsa	1971
6.	109	Boise State	2016
7.	105	Mississippi State	2017
8.	104	UNLV	1981
9.	102	Wyoming	1971
10.	99	San Diego State	2001

Most since 2000

1.	109	Boise State	2016
2.	105	Mississippi State	2017
3.	99	San Diego State	2001
4.	88	Fresno State	2015
5.	86	Wyoming	2004
6.	80	Utah	2010
	80	New Mexico	2002
8.	77	Eastern Wash.	2007
9.	76	Boise State	2015
10.	75	Utah	2004

INTERCEPTIONS

Most

1.	5	Utah	1991
	5	Utah State	1990
	5	Colorado State	1990
	5	UTEP	1987
	5	Utah State	1985
	5	Utah	1983
	5	Colorado State	1980
	5	San Diego State	1979
	5	Weber State	1979
	5	UTEP	1977

Most since 2000

1.	4	Virginia	2021
	4	Wyoming	2004
	4	Wyoming	2000
	4	UNLV	2006
	4	Hawaii	2002
6.	3	22 times: last Utah	2016

SACKS

Most

1.	9	Colorado State	1987
2.	8	San Diego State	1986
	8	Cincinnati	2015
	8	UCLA	1983
5.	7	Hawaii	1987
	7	New Mexico	1999
	7	Utah State	1988
	7	Air Force	1999

7	UNLV	1996	
10	6	11 times: last Weber State	2012

Most since 2000

1.	8	Cincinnati	2015
2.	6	Weber State	2012
	6	Idaho Stae	2011
	6	San Diego State	2003
	6	Boise State	2004
5.	5	Navy	2020
	5	Hawaii	2019
	5	New Mexico St.	2018
	5	New Mexico St.	2012
	5	UNLV	2010
	5	San Diego State	2002
	5	Utah State	2008
	5	Cal	2001
	5	New Mexico	2009
	5	Colorado State	2006
	5	UNLV	2005

POINTS ALLOWED

Fewest

21	shutouts
	Last: SSU 2014
	LAST FBS: Hawaii 2012

Most

1.	72	Hawaii	2001
2.	68	UCLA	1993
3.	59	Hawaii	1990
4.	58	Colorado State	2003
	58	Utah State	1993
6.	57	Utah	1988
7.	56	Hawaii	1989
8.	55	Memphis	2014
	55	Boise State	2014
	55	Tulsa	2007

FIRST DOWNS ALLOWED

Fewest

1.	5	UNLV	1998
2.	6	Savannah State	2014
	6	Utah State	1986
	6	Wagner	2015
5.	7	Southern Utah	2016
	7	Colorado State	2006
	7	Hawaii	1997
	7	Weber State	1979
	7	Oregon State	1978
	7	Kansas State	1976

Most

1.	46	Utah	1993
2.	35	Mississippi State	2017
	35	Virginia	2014
4.	34	Cal	2014
5.	33	Toledo	2016
6.	32	UNLV	1981
	32	New Mexico	1994
8.	31	Hawaii	2001
9.	30	San Diego State	1991
	30	Colorado State	1981
	30	UTEP	1977

MOST RUSHING TOUCHDOWNS ALLOWED

1.	7	Air Force	2002
2.	5	Hawaii	1990

5	Utah	1998
5	Alabama	2004

RUSHING YARDS ALLOWED

Fewest

1.	-26	Colorado State	1988
2.	-14	New Mexico	1987
3.	-12	UTEP	2010
4.	-10	New Mexico	1999
5.	-5	Hawaii	1986
	-5	Washington State	2012
7.	-1	Oregon State	1986
8.	2	UNLV	2005
9.	8	Utah State	1988
10.	9	Wyoming	2007
	9	UCLA	2008
	9	Houston	2014

Most

1.	504	TCU	1987
2.	454	Hawaii	1993
3.	440	Colorado State	2001
4.	424	Wyoming	1976
5.	409	Air Force	2010
6.	394	Air Force	1995
7.	386	Air Force	2002
8.	384	Rice	1997
9.	354	Utah	2004
10.	350	Wyoming	1981

OPPONENT RUSHING ATTEMPTS

Fewest

1.	12	San Diego State	2010
2.	13	Houston	2014
3.	14	Utah	1986
4.	15	San Diego State	1985
5.	16	Hawaii	2011
	16	San Diego State	2009
	16	Washington State	2012
	16	UCLA	2008
9.	17	UNLV	1982
10.	17	Colorado State	1999

Most

1.	79	Air Force	2002
2.	74	Rice	1997
3.	73	Wyoming	1976
4.	72	UTEP	1984
5.	71	Air Force	1989
	71	Georgia	1982
7.	69	UTEP	1977
8.	68	Arizona State	1977
9.	67	Penn State	1991
10.	66	Southern Miss	1975
	66	Colorado State	1977

PASSING YARDS ALLOWED

Fewest

1.	0	Rice	1996
2.	18	Kansas State	1976
3.	19	Colorado State	1979
4.	21	Air Force	1990
	21	UNLV	1998
6.	25	Air Force	1987
7.	31	Utah State	1986
8.	32	TCU	1987

9.	34	Utah	1969
10.	36	Georgia	1982

Most

1.	568	San Diego State	1991
2.	543	Hawaii	2001
3.	505	Toledo	2016
4.	493	Hawaii	2019
5.	490	Tulsa	2007
6.	489	Oregon	1989
7.	473	UNLV	1981
	473	Wyoming	1991
9.	472	Utah State	1993
10.	467	Notre Dame	2005

OPPONENT PASSING ATTEMPTS

Fewest

1.	3	Rice	1997
2.	5	Rice	1996
3.	6	Air Force	1990
4.	7	Wyoming	1976
	7	Air Force	1987
	7	Kansas State	1976
7.	8	TCU	1987
8.	9	Air Force	2002
	9	UTEP	1976
	9	Arizona	1976

Most

1.	62	San Diego State	1990
2.	61	New Mexico St.	2018
3.	60	Cal	2014
	60	Idaho State	2011
5.	58	Virginia	2014
6.	57	UNLV	1981
	57	Utah State	2002
	57	Utah State	1993
	57	Utah State	1992
	57	Idaho State	2013

COMPLETIONS ALLOWED

Fewest

1.	0	Rice	1996
2.	1	Air Force	1990
	2	Rice	1997
	2	Air Force	1987
5.	3	Wyoming	1976
	3	Kansas State	1976
	3	TCU	1987
	3	Arizona	1976
	3	Colorado State	1979
10.	4	9 others: last vs. GT	2012

Most

1.	38	Cal	2014
2.	36	Arizona	2021
3.	35	Virginia	2014
4.	34	Wyoming	1992
	34	Idaho State	2011
6.	33	Bowling Green	1983
	33	San Diego State	2007
	33	San Diego State	1990
9.	32	Notre Dame	2005
	32	Florida State	2000

COMPLETION PERCENTAGE ALLOWED

Lowest

1.	0.00%	Rice	1996
2.	16.7%	Air Force	1990
3.	22.7%	Air Force	2009
4.	25.0%	Utah	1969
	25.0%	UNLV	1998
	25.0%	Colorado State	1979
7.	26.3%	Weber State	1979
8.	26.7%	Oregon State	1978
	26.7%	UNLV	1978
	26.7%	Georgia	1982

Highest

1.	100.0%	UNLV	1999
2.	94.7%	Wisconsin	2017
3.	92.0%	Washington	2018
4.	85.5%	Washington	2019
5.	83.8%	Utah	2008
6.	83.3%	Syracuse	2000
7.	82.6%	UAB	2021
8.	81.3%	Utah	2019
9.	80.0%	Wyoming	2005
10.	79.2%	Washington	1997

SPECIAL TEAMS

KICKOFF RETURNS

1.	11	Utah State	1993
2.	10	UCLA	1993
	10	Tulsa	2007
	10	Hawaii	1990
5.	9	Hawaii	1989
	9	Utah	2011
7.	8	8 times, last: Toledo	in 2016

KICKOFF RETURN YARDS

			#RET
1.	270	Utah State	1993 11
2.	259	Tulsa	2007 10
3.	226	Utah	2008 8
4.	215	UCLA	1993 10
5.	207	Air Force	1989 5
6.	197	Wyoming	1960
7.	194	Washington	1986 8
8.	189	Hawaii	1990 10
9.	180	Oregon	1989 7
	180	Utah State	1997 6

PUNTS

1.	12	Oregon State	1978
	12	UNLV	2006
3.	11	Michigan	2015
	11	Texas	1987
	11	Virginia	2013
6.	10	New Mexico	2007
	10	UCF	2014
	10	San Diego St.	1986
	10	New Mexico	2003
	10	Washington	1998
	10	Pittsburgh	1987
	10	New Mexico	1980
	10	New Mexico	1998
	10	Nevada	2001

FEWEST PUNTS

0 10 games w/o punting since 1975
last time: Wagner 2015

PUNT YARDS

Most		#punts	
1.	475	Michigan	2015 11
2.	462	New Mexico	2007 10
3.	460	Texas	1987 11
4.	456	Utah State	1984 9
5.	452	Stanford	2003 9
6.	450	Colorado State	1979 9
7.	435	UCF	2014 10
8.	433	San Diego St.	1986 10
9.	430	Texas A&M	1979 9
10.	421	Notre Dame	2004 9

PUNT RETURN YARDS

Most			
1.	172	UTEP	1969
2.	158	UTEP	1978
3.	155	Hawaii	1997
4.	152	Utah	1971
5.	148	Pacific	1966
6.	144	New Mexico	1969
7.	137	San Jose St.	1967
8.	134	Tulane	2001
9.	132	North Texas St.	1970
10.	117	UTEP	1991
	117	Arizona State	1965
12.	109	Wyoming	1995
	109	San Diego St.	1995
14.	108	Wyoming	2006
	108	Utah State	1969
16.	107	Middle Tenn.	2013
17.	100	Tulsa	1984
18.	99	UTEP	1985

PUNT RETURNS

1.	9	Arizona	1969
2.	8	Utah	1979
	8	San Diego State	1984
	8	Utah	1992
	8	Wyoming	1978
	8	Weber State	1979
	8	Colorado State	1988
	8	UTEP	1978
	8	New Mexico	1985
	8	Utah	1971
	8	Wyoming	1969
	8	Colorado State	1963
13.7		Happened 12 times, Last: vs. Idaho State, 2021	

The 2022 BYU Football Almanac has been designed to provide local, regional and national media with useful information about the BYU football program, its history and tradition. Additional information, including video and feature content and bios on all players, is available online at BYUCougars.com. Should you require additional information, such as photographs, video or additional media guides, please contact the BYU Athletic Communications office at (801) 422-8948. We appreciate your coverage of BYU football and look forward to working with you this season.

CREDENTIAL REQUESTS

Requests for credentials to cover BYU football should be sent from the editor or sports director via official company communication to Brett Pyne in the Athletic Communications office (brett_pyne@byu.edu; BYU Athletic Communications). Credentials shall be issued only to accredited newsgathering media outlets. Fan-based websites will not be issued media access and credentials but are invited to utilize resources provided online at BYUCougars.com to obtain notes, quotes, statistics and other information about BYU football.

All single-game credential requests should be received no later than one week prior to the date of the game to ensure consideration. Credentials for working media are restricted in accordance with BYU and NCAA rules and guidelines. Non-working persons, including spouses, dates and children, will not be credentialed and are not allowed in the working media areas during the game as dictated by NCAA guidelines. It is our intention to ensure proper, professional use is made of the space available for credentialed media.

PHOTOGRAPHY

Sideline credentials will be issued only to accredited photographers and television reporters/camera operators on a specific newsgathering assignment. Television organizations shall be restricted to one camera operator and one reporter on the field at all times, except by prior approval from the BYU Athletic Communications office. Freelance and amateur photographers, not on assignment from a credentialed media outlet, are not eligible for credentials.

Credentials must be displayed prominently. All NCAA rules will be enforced regarding media representatives on sidelines. Photographers are not permitted to shoot between the 25-yard lines. Individuals or organizations violating sideline policies may be required to surrender their credentials and be removed from the stadium. For additional questions regarding photography guidelines, please contact University photographer Jaren Wilkey at (801) 422-7322.

MEDIA SERVICES

The working media area is located on the third floor of the press box, situated on the west side of LaVell Edwards Stadium. Access to the press loge may be obtained via either the north or south elevators with media credentials.

The BYU Athletic Communications staff will provide working media with game notes, season stats, depth charts, flip cards, programs, game stats, in-game notes via the [@BYUgamenotes](https://twitter.com/BYUgamenotes) Twitter feed, postgame notes and quotes and media guides for both teams.



With four minutes remaining on the game clock, media are invited to take the south elevator to ground level in preparation for the postgame press conference. BYU head coach Kalani Sitake and selected players will be available in the interview room following the mandatory 10-minute cooling-off period. The BYU locker room is closed to the media.

The BYU press box is equipped with wireless internet access. Wireless passwords will be provided with other game materials to media working in the press box.

PARKING

LaVell Edwards Stadium is located on the northwest corner of the BYU campus, just off Canyon Road (200 East) and University Parkway (1650 North) in Provo. Media parking is in Lot No. 2, immediately west of the stadium. Parking passes are required and must be obtained in advance.

INTERVIEWS

All interview and information requests regarding all players, coaches and Athletic Department personnel must be arranged in advance through the Athletic Communications office (see contact information below). BYU provides regular media availability each week. Local media members are responsible for attending media availability to conduct interviews. Opponent and national media can arrange telephone interviews through the Athletic Communications office. The Athletic Communications office will send an advisory each week detailing the weekly availability opportunities. Any other interview requests must be made at least 24 hours in advance. Interviews with players are not permitted after Wednesday each game week. Player interviews will not be conducted during regular class hours.

Please contact the Athletic Communications office for specific times and other details if requesting access opportunities.

DISCLAIMER

The Brigham Young University Athletic Communications department reserves the right to revoke or deny working media credentials and/or access to any individual or organization at any time for any reason. All credentials are the property of Brigham Young University and must be surrendered upon request.

(AREA CODE – 801)

MEDIA RELATIONS

Jon McBride – Associate AD/Communications. . . . 422-8948
 Brett Pyne – Football Media Relations Director. . . . 422-4912
 Duff Tittle – Senior Communications Director 372-4401
 Kenny Cox – Athletic Communications Manager . . . 422-5202
 Website: www.byucougars.com
 Edwards Stadium Pressbox: 801-422-2609



BRETT PYNE

FB Media Relations Director
 801-367-1631
brett_pyne@byu.edu



KENNY COX

Athletic Communications Manager
 801-420-7703
kenny_cox@byu.edu

JON MCBRIDE

Associate AD Communications
 801-866-4932
jonathanmcbride@byu.edu



DUFF TITTLE

Senior Communications Director
 801-372-4401
duff_tittle@byu.edu



SOCIAL MEDIA

Follow BYU football news and information, including in-game milestones and notes on Twitter.

- @BYUCougarsPR**
- @BYUGameNotes**
- @BYUFootball**
- @BYUCougars**

TELEVISION PARTNERS

On Sept. 1, 2010, Brigham Young University announced a partnership with ESPN to televise Cougar football on the sports leader's family of networks. BYU is the first program to sign an exclusive deal with ESPN.

One of BYU's goals in becoming an independent was the opportunity for more national television exposure. As an independent, every BYU home football game since 2011

has been televised to a live national audience on the ESPN family of networks or BYUtv. Including road games, BYU has had 110 games in that span on one of the ESPN networks.



Overall, the Cougars are ranked 15th in the country and No. 3 in the West after Oklahoma and USC for the most major national TV games since going independent. Through its partnership with ESPN, each season a minimum of four BYU home games will be televised on an ESPN network with at least three home games carried on ESPN, ESPN2, or ABC. Additional home games can be televised on those networks or on ESPNU.

"BYU is nationally recognized as an outstanding university and for the history and tradition of its premier athletic programs," said Burke Magnus, ESPN executive vice president of programming and scheduling. "Once BYU decided to chart an independent course for football, we both recognized it is a good opportunity to build and grow our strong 30-year relationship. With this agreement, college football fans around the country will see the quality and pageantry of BYU as well as the passion and enthusiasm of its supporters."

Historically, ESPN has televised many of the great games in Cougar football history, beginning with the network's first live college football telecast. In that 1984 game, the Cougars defeated No. 3 Pitt at the beginning of BYU's national championship season. ESPN also carried BYU's defeat of top-ranked Miami in 1990, a contest long rated among the top regular-season college football games on ESPN since that year. BYU's season-opening win over No. 3 Oklahoma was ESPN's ninth-highest rated game of the 2009 regular season.

As part of the agreement, at least one BYU home game each season will be carried live on BYUtv and simulcast on ESPN3. BYUtv also provides the Cougars' national fan base access to same-day rebroadcasts of every home game and any away game to which ESPN has rights through conference agreements with the host team.

In 54 million North American homes, BYUtv is on the basic tier of both Dish and DirectTV and is carried by more than 800 cable systems. The network has its own state-of-the-art production building on BYU's campus and a top-of-the-line HD truck that allow BYUtv to televise every game in HD as well as produce pregame and postgame shows for every BYU game. BYU is the only school in the country with nationally televised live 60-minute pregame and 30-60-minute postgame shows before and after every game—home or away.



RADIO

BYU football games are heard exclusively on the Nu Skin BYU Sports Network. Broadcasts are produced by BYU Radio, which carries the games coast-to-coast on satellite radio via SiriusXM 143. Games are also broadcast on over-the-air flagship KSL Newsradio (102.7 FM/1160 AM) and network affiliates in in the Intermountain West.

The "Voice of the Cougars" is Greg Wrubell, entering his 22nd season as play-by-play commentator. A BYU graduate, Wrubell is in his 31st season on the football radio broadcast crew, having served as sideline reporter before stepping into the booth.

Wrubell's broadcast partner is former BYU quarterback Riley Nelson, beginning his fourth season as game analyst. Former Cougar receiver Mitchell Juergens is back for his fifth season as sideline reporter, while Jason Shepherd returns as the host of pregame, halftime and postgame coverage.

BYU football broadcasts are also heard on the BYU Radio app and online at BYURadio.org, with the live audio stream and archives made available to a worldwide listening audience. You can also listen to BYU football on your Alexa smart speakers by asking for "BYU Radio."



COACHES' SHOWS

In addition to comprehensive game-day coverage, BYU Broadcasting produces "BYU Football with Kalani Sitake," Tuesday nights at 6:30 p.m. MT, throughout the season on the BYUtv and BYU Radio apps, BYUtv.org, BYURadio.org and the Nu Skin BYU Sports Network. A live audience joins Coach Sitake, player guests and host Greg Wrubell at the BYUtv studios for an insightful and entertaining weekly look inside Cougar football.

In addition, assistant coaches Ed Lamb, Aaron Roderick and Ilaisa Tuiaki will be featured guests on the weekly "Coordinators' Corner" broadcast, airing Mondays in-season, from noon-1 pm MT. Greg Wrubell hosts the program, which will air live from the BYU Broadcasting studios on the BYUtv and BYU Radio apps, BYUtv.org and BYURadio.org

CollegePressBox.com

Collegepressbox.com is the official media website for BYU football and all FBS schools. Users may access and download weekly game notes, quotes, statistics, media guides, headshots, logos and more for BYU and other FBS schools. Login information will be distributed to accredited media or you can apply for a password by sending an email to password@collegepressbox.com.