



**Liberty Flames Football
RoofClaim.com Boca Raton Bowl
Media/Event Schedule**

Friday, December 16

- 1:15 p.m. – Team plane departs Lynchburg, Va.
- 3:15 p.m. – Team plane arrives at Palm Beach International Airport
- 5:00 p.m. – Joint Head Coaches Press Conference (Cox Science Center – West Palm Beach, Fla.)
- 6:00 p.m. – Team Welcome Party (Hilton West Palm Beach)

Saturday, December 17

- 9:00 a.m. – Liberty Football Team Practice (Cardinal Newman High School – West Palm Beach, Fla.)
 - Open Practice: First Four Periods (9 a.m.)
 - Interview: Post Practice (11 a.m.)
- 12:00 p.m. – Team Beach Party (Benny's on the Beach/Lake Worth Pier – Lake Worth, Fla.)

Sunday, December 18

- 12:00 p.m. – Liberty Football Team Practice (Cardinal Newman High School – West Palm Beach, Fla.)
 - Open Practice: First Four Periods (12 p.m.)
 - Interview: None
- 2:00 p.m. – Community Service Outreach Toys for Tots (Palm Beach County Fairgrounds)
 - Closed to the Media

Monday, December 19

- 9:45 a.m. – Liberty Football Team Practice (Cardinal Newman High School – West Palm Beach, Fla.)
 - Closed Practice
 - Interview: None
- 12:00 p.m. – RoofClaim.com Boca Raton Bowl Kickoff Luncheon (Palm Beach County Convention Center)
- 1:45 p.m. – Joint Team Media Availability (Palm Beach County Convention Center)
- 6:00 p.m. – Team Pep Rally (Mizner Park Amphitheater – Boca Raton, Fla.)
- 7:00 p.m. – Flames Nation – Yard House Event (Yard House – Boca Raton, Fla.)

Tuesday, December 20

- 3:00 p.m. – RoofClaim.com Boca Raton Bowl Fan Fest and Family Midway (FAU Stadium)
- 3:00 p.m. – Flames Club Pregame Tent (FAU Stadium)
- 7:30 p.m. – RoofClaim.com Boca Raton Bowl (FAU Stadium)
 - Liberty vs. Toledo
 - TV: ESPN
 - Radio: ESPN Radio and LFSN Radio (Flagship – 88.3 FM Lynchburg)

Wednesday, December 21

- TBA – Team plane departs Palm Beach International Airport
- TBA – Team plane arrives in Lynchburg, Va.

3 BOWL GAME VICTORIES
CURE BOWL: 2019 | 2020
LENDINGTREE BOWL: 2021
8-TIME BIG SOUTH CHAMPIONS



#RiseWithUs
@LibertyFootball
@LibertyFootball
/LibertyFlamesFootball
Football Contact: Todd Wetmore
(434) 841-8974 (Cell)
twetmore@liberty.edu

LIBERTY

8-4
OVERALL

JOSH ALDRIDGE
INTERIM HEAD COACH

0-0
RECORD AT LIBERTY | 1ST SEASON

0-0
CAREER RECORD | 1ST SEASON



VS.



TOLEDO

8-5
OVERALL

5-3
MAC

JASON CANDLE
HEAD COACH

53-32
RECORD AT TOLEDO | 8TH SEASON

53-32
CAREER RECORD | 8TH SEASON

2022 SCHEDULE

	SEPT. 3	AT SOUTHERN MISS Hattiesburg, Miss. ESPN+	W/29-27 4OT
	SEPT. 10	UAB Williams Stadium ESPN+	W/21-14
	SEPT. 17	AT NO. 18 WAKE FOREST Winston-Salem, N.C. ACC Network	L/36-37
	SEPT. 24	AKRON Williams Stadium ESPN+	W/21-12
	OCT. 1	AT OLD DOMINION Norfolk, Va. ESPN+	W/38-24
	OCT. 8	AT UMASS Amherst, Mass. ESPN+	W/42-24
	OCT. 15	GARDNER-WEBB Williams Stadium ESPN+	W/21-20
	OCT. 22	BYU Williams Stadium ESPN+	W/41-14
	NOV. 5	AT ARKANSAS Fayetteville, Ark. SEC Network	W/21-19
	NOV. 12	AT UCONN East Hartford, Conn. CBS Sports Network	L/33-36
	NOV. 19	VIRGINIA TECH Williams Stadium ESPN+	L/22-23
	NOV. 26	NEW MEXICO STATE Williams Stadium ESPN+	L/14-49
	DEC. 20	VS. TOLEDO Boca Raton, Fla. ESPN	7:30 P.M.

LIBERTY STORYLINES

- Seeking its fourth bowl game victory in as many seasons, Liberty (8-4) will face MAC champion Toledo (8-5, 5-3 MAC) in the RoofClaim.com Boca Raton Bowl.
- The Flames will attempt to join Appalachian State as the only two teams to win a bowl game during each of their first four seasons of full bowl eligibility.
- Liberty is 0-3 all-time against the Rockets. However, the Flames have won three straight matchups with MAC foes including a 56-20 triumph over Eastern Michigan in the 2021 LendingTree Bowl and a 21-12 home victory over Akron on Sept. 24.
- Co-Defensive Coordinator Josh Aldridge is serving as interim head coach and will make his collegiate head coaching debut. Jamey Chadwell, who was hired as Liberty's 10th head football coach on Dec. 4, will make his Flames coaching debut in the 2023 season opener.
- After starting 8-1, the Flames lost three straight contests to close the regular season. Liberty has played a nation-leading six games decided by three points or fewer in 2022, going 3-3 in those contests.
- Liberty leads the nation in tackles for loss per game (9.1), led by senior DE Durrell Johnson. The Walter Camp 2nd Team All-American ranks No. 1 nationally with 22.5 tackles for loss. That ranks No. 2 in program history, trailing only Jason Wells' 25.0 TFLs in 2000.
- The Flames' leading receiver, Demario Douglas is just 23 yards away from becoming the seventh Liberty player ever to post 1,000 receiving yards in a season.

GAME LIBERTY VS. TOLEDO

2022 RoofClaim.com Boca Raton Bowl
Boca Raton, Fla.
FAU Stadium (29,495)
Tuesday, Dec. 20, 2022 | 7:30 p.m. EST



ESPN
Play-by-Play: Anish Shroff
Color Analyst: Tim Hasselbeck
Sidelines: Marilyn Payne



LFSN Radio
Play-by-Play: Alan York
Color Analyst: Aaron Stamm
Sidelines/Pregame Host: Nick Pierce

THE MATCHUP



28.3	PPG	32.1
24.9	PPG ALLOWED	25.5
254	1ST DOWNS	281
178.6	RUSH	178.0
222.2	PASS	227.8
400.8	OFFENSE	405.8
345.3	DEFENSE	331.8
29:21	TOP	29:08
-3	TO MARGIN	-8

PLAYER SPOTLIGHT



11	1	3	11	1
Johnathan Bennett	Shedro Louis	Demario Douglas	Durrell Johnson	Javon Scruggs
R-Junior QB	Junior RB	R-Sophomore WR	Senior DE	Senior S
131-224, 1,534 yds 12 TD/9 INT	114 carries, 492 yds 7 TD	73 catches, 977 yds 6 TD	49 tackles 22.5 TFL/8 sacks	66 tackles 6 TFL/1 INT

SERIES HISTORY

Overall	Toledo leads, 3-0
Record at Liberty	0-0
Record at Toledo	0-3
Record at Neutral Site	0-0
Current Streak	Toledo W3
Last Meeting	Toledo 35, Liberty 34 (at Toledo, 10/6/07)



14	15	16	17	18	19	20
WEDNESDAY	THURSDAY	FRIDAY	SATURDAY	SUNDAY	MONDAY	TUESDAY
Practice 11:30 a.m.-12:30 p.m.	Practice 11:30 a.m.-12:30 p.m. No Media Interviews	Travel Day to Florida	Practice 9-11 a.m. Cardinal Newman H.S. West Palm Beach, Fla.	Practice 11:45 a.m.-1:30 p.m. Cardinal Newman H.S. West Palm Beach, Fla.	Kickoff Luncheon Noon-1:30 p.m. Palm Beach County Convention Center West Palm Beach, Fla.	Gameday Liberty vs. Toledo FAU Stadium 7:30 p.m. Eastern
Media Availability 1:00 p.m. - Select coaches & players		Media Availability Welcome Press Conference Cox Science Center West Palm Beach, Fla. 5:00 p.m. - Interim HC Josh Aldridge	Media Availability Open Practice (Periods #1-#4) Post-Practice Interviews	Media Availability Open Practice (Periods #1-#4) Post-Practice Interviews	Media Availability Joint Team Media Availability 1:45 p.m. - Interim HC Josh Aldridge & Select Players	Post Game Coach Aldridge is available following the game. Players will follow after Coach Aldridge.

LIBERTY UNIVERSITY INFORMATION

School	Liberty University
Location	Lynchburg, Va.
Founded	1971
Enrollment	15,000
President	Dr. Jerry Prevo
Director of Athletics	Ian McCaw
Founder	Dr. Jerry Falwell
Affiliation	NCAA Division I Football Bowl Subdivision
Nickname	Flames
Mascot	Sparky
Colors	Red, White, & Blue
Conference	Independent (Conference USA in 2023)
Athletics Website	LibertyFlames.com
Official Athletics Twitter	@LibertyFlames
Official Athletics Facebook	LibertyFlamesAthletics
Official Athletics Instagram	@LibertyFlames
Official Football Twitter	@LibertyFootball
Official Football Instagram	@LibertyFootball

LIBERTY FOOTBALL COACHING STAFF

Jamey Chadwell	Head Coach
Josh Aldridge	Interim HC/Defensive Line Head Coach in Bowl Game
Maurice Harris	Wide Receivers
Bruce Johnson	Running Backs
Chris Klenakis	Offensive Line
Jesse Stone	Quarterbacks
Zach Crisler	Tight Ends
Jack Curtis	Safeties
Darius Eubanks	Cornerbacks
Jordan Cantrell	Linebackers
Robert Bala	Defensive Assistant
Tanner Burns	Special Teams

MEDIA INFORMATION

The Liberty Athletics Department is served by an athletics communications office staff that works diligently to promote the individual and team accomplishments of student-athletes, coaches, and staff. The office members handle all sport and department communications and media relations needs and work to serve the working media.

Credentials

Requests for single-game credentials should be made at least 48 hours prior to the requested game. Liberty Athletics has started using the Sports Systems credential request system. Please email Todd Wetmore, Associate AD for Communications (twetmore@liberty.edu) for a link to apply for a credential. Due to space limitations, credentials will be issued to full-time journalists from media outlets that cover Liberty Athletics regularly and substantially or to representatives who regularly and customarily perform services for that outlet.

Work-Related Equipment Bags

Members of the media will be allowed to bring work-related equipment bags (laptop computers, radio/TV broadcast equipment, still and video cameras, etc.) through the Media entrance near the East Ticket Booth. Work-related equipment bags may be searched by Williams Stadium security.

Postgame Interviews

Liberty Football will return to in-person interviews following both home and away games during the 2022 season. A virtual option will also be available to the media for those who are unable to attend the in-person media session. For home games, postgame interviews are held on the first floor of the Liberty Football Center. Todd Wetmore, Liberty Associate AD for Communications, will ask for requests during the fourth quarter of the contest.

Parking

Liberty University has designated the Pink Lot on University Blvd. (located in front of the LaHaye Ice Center) as reserved media parking for home football games in 2022. Please contact the Liberty Athletics Communications Office to obtain a digital parking pass and information on how to access the lot on game day.

Photographers

Liberty University strictly enforces a photo credential approval policy designed to best allocate working credentials for photographers to maximize coverage in a safe, professional working environment. Unfortunately, it is not possible to accommodate all requests. Due to limited space, credentials will generally not be issued to freelance photographers without a specific assignment received in writing from the assigning organization. Photographers are to stay behind the white line that surrounds the playing field and are not allowed in the team box on either sideline at Williams Stadium and are prohibited from going on the field at any time. A photo/video workroom is available inside the Liberty Football Center for media outlets to use on game day to process their photo/video content.

CollegePressBox.com

CollegePressBox.com is the official media website for Division I football. Access and download weekly game notes, quotes, statistics, media guides, headshots, logos, and more for each conference and its member schools. Register for access at CollegePressBox.com/register.

FBS INDEPENDENTS

	W	L	Pct.
Liberty	8	4	.667
Notre Dame	8	4	.667
BYU	7	5	.583
Army	6	6	.500
New Mexico State	6	6	.500
UConn	6	6	.500
UMass	1	11	.083

Saturday, Nov. 5

Air Force 13, Army 7

Liberty 21, Arkansas 19

Notre Dame 35, Clemson 14

BYU 31, Boise State 28

Saturday, Nov. 12

UConn 36, Liberty 33

Notre Dame 35, Navy 32

Arkansas State 35, UMass 33

Troy 10, Army 9

New Mexico State 51, Lamar 14

Saturday, Nov. 19

Virginia Tech 23, Liberty 22

Texas A&M 20, UMass 3

Army 34, UConn 17

Notre Dame 44, Boston College 0

BYU 52, Utah Tech 26

Missouri 45, New Mexico State 14

Saturday, Nov. 26

New Mexico State 49, Liberty 14

Army 44, UMass 7

USC 38, Notre Dame 27

BYU 35, Stanford 26

Saturday, Dec. 3

New Mexico State 65, Valparaiso 3

Saturday, Dec. 10

Army 20, Navy 17

Saturday, Dec. 17

BYU vs. SMU

7:30 pm

New Mexico Bowl

Albuquerque, N.M.

Monday, Dec. 19

UConn vs. Marshall

2:30 pm

Myrtle Beach Bowl

Conway, S.C.

Tuesday, Dec. 20

Liberty vs. Toledo

7:30 pm

RoofClaim.com Boca Raton Bowl

Boca Raton, Fla.

Monday, Dec. 26

N.M. St. vs. Bowling Green

2:30 pm

Quick Lane Bowl

Detroit, Mich.

Friday, Dec. 30

Notre Dame vs. So. Carolina

3:30 pm

TaxSlayer Gator Bowl

Jacksonville, Fla.

"4 DOWNS" WITH TOLEDO

1

Flames' final game before joining Conference USA in 2023.

2

The Flames are facing a MAC opponent in a bowl game for the second straight year and are meeting their second MAC foe this season (also Akron). Liberty is also scheduled to play two MAC games in 2023 (home vs. Bowling Green on Sept. 2 and at Buffalo on Sept. 16). Both Liberty and Toledo recorded victories over UMass this season. The Flames are 2-0 in bowl games played in Florida, winning the 2019 and 2020 Cure Bowls in Orlando.

3

Liberty, which has won three straight bowl games, will try to become the first FBS Independent since Army (2010, 2016-18) to win four consecutive bowl appearances. The Flames have used three different starting QBs this season (Charlie Brewer, Kaidon Salter and Johnathan Bennett) for the first time since 2005 (Brock Farrel, Zach Terrell and Brock Smith).

4

This will mark Liberty's fourth meeting with Toledo, making the Rockets the most frequently played MAC opponent in program history. The Flames own victories over four different MAC foes all-time, including Eastern Michigan (2), Akron, Ball State and Buffalo. Liberty has not lost four games in a row since 2017.

LAST MEETING WITH TOLEDO

OCT. 6, 2007

TOLEDO 35, LIBERTY 34

TOLEDO, OHIO (GLASS BOWL)

- Liberty's Ryan Greiser intercepted a D.J. Lenehan pass and returned it 35 yards for a TD, giving the Flames a 34-22 lead with 3:10 left in the third quarter.
- Jalen Parmele then posted his second and third rushing TDs of the game during the fourth quarter, sending the Rockets to a come-from-behind win. His game-winning five-yard score with 3:47 left capped a 14-play, 94-yard drive.
- Rashad Jennings paced the Flames' offense with 24 carries for 160 yards and 2 TDs. Defensively, Stevie Ray Lloyd contributed 15 tackles and a pass breakup.

ON THIS DATE:

DEC.

20

This will be the first Dec. 20 game in program history for the Flames.

The Flames have only played five previous contests during the month of December, including one regular-season game, one FCS playoff game and three bowl games. The Flames are 4-1 in December contests all-time.

A LIBERTY WIN WOULD...

- Keep the Flames' record in bowl games perfect at 4-0. They would join Appalachian State as the only two teams to win bowl games during their first four seasons of full bowl eligibility after moving from FCS to FBS football.
- Give the Flames their sixth season in program history with nine or more wins, including the second in the last three years.
- Mark Josh Aldridge's first victory as a collegiate head coach.
- Be the Flames' first-ever victory against Toledo, making the Rockets the fourth team Liberty has defeated for the first time in 2022 (also Akron, Arkansas and BYU).
- Represent the Flames' fourth consecutive triumph against a MAC opponent, improving Liberty's all-time record versus conference foes to 6-9.
- Give the Flames a 5-1 all-time record when playing in December.



2022 UNIFORM TRACKER

The Liberty football program is outfitted by Nike and has 27 different helmet/jersey/pants combinations to choose from during the 2022 season.

Opponent	Helmet	Jersey	Pants
Southern Miss	White	White	White
UAB	White	Blue	Blue
Wake Forest	Red	White	White
Akron	Red	Red	Red
Old Dominion	Red	White	Blue
UMass	Blue	White	White
Gardner-Webb	Blue	Blue	White
BYU	White	Red	White
Arkansas	Blue	White	Blue
UConn	Red	White	Red
Virginia Tech	Blue	Blue	Blue
New Mexico State	White	Blue	White



MILESTONE WATCH

3: DE Durrell Johnson needs three tackles for a loss to break the Liberty single-season record of 25.0, set by Jason Wells in 2000. Johnson, who enters the bowl game with 22.5 TFLs this season, has posted five games of 3+ TFLs in 2022, including three of his last four outings.

6: S Robert Rahimi's next interception will be No. 6 of the season. The last Flame with six or more picks in a year was Jacob Hagen, who intercepted eight passes in 2014. Rahimi's five interceptions this season are the most by a Flame at the FBS level.

23: WR Demario Douglas is 23 receiving yards away from posting the 10th 1,000-yard season in program history and the first since Antonio Gandy-Golden tallied a program-record 1,396 yards in 2019. Douglas would become the seventh different Flame to record a 1,000-yard season all-time.

LIBERTY FOOTBALL BY THE NUMBERS

2: Liberty and Appalachian State are the only two teams to win bowl games during each of their first three seasons of bowl eligibility following a transition from the FCS to the FBS. Liberty was the champion of the 2019 and 2020 Cure Bowls and won the 2021 LendingTree Bowl.

5: Liberty is one of five teams to win a bowl game during each of the last three seasons (2020-22), joining Alabama, Georgia, Kentucky and Louisiana.

5: The 2022 season is Liberty's fifth as an FBS member, following 30 seasons of competition at the FCS (1-AA) level.

8: Liberty won eight Big South Conference titles (2007, 2008, 2009, 2010, 2012, 2013, 2014, 2016).

9: Nine Flames have been selected in the NFL Draft. Most recently, Malik Willis was taken by Tennessee in the third round of the 2022 Draft.

10: Jamey Chadwell is Liberty's 10th head coach in program history.

10: Liberty has won a program-record 10 games twice, going 10-2 in 2008 and 10-1 in 2020.

10: Ten Flames have been named CoSIDA Academic All-Americans.

16: The Flames have posted a .500 or better record for 16 consecutive years, going 128-70 since the start of the 2006 season.

23: 23 members of this year's team have completed bachelor's degrees and are currently working toward master's degrees.

50: The 2022 campaign is Liberty's 50th football season.

25,000: The seating capacity of Williams Stadium was expanded to 25,000 for the 2018 season.

BOWL BLITZ

Liberty did not trail at any point during its first two bowl games, and only trailed (3-0) for 4:40 during the 2021 LendingTree Bowl.

The Flames jumped out to a 7-0 lead against Georgia Southern in the 2019 Cure Bowl and then led from 13-7 on the way to a 23-16 win. In the 2020 Cure Bowl, Liberty built a 14-0 lead, and Coastal Carolina tied the Flames 34-34 late in the fourth quarter before Liberty won 37-34 in overtime.

In bowl games, Liberty has led 144:06, been tied for 31:14 and trailed for 4:40.

BOWL-HEAVY SCHEDULE

For the second year in a row, seven of Liberty's opponents this season have qualified for bowl games.

Liberty's regular-season opponents who competed in bowl games

- 2022: (Liberty went 4-3 against these teams)
- Southern Miss (LendingTree Bowl vs. Rice)
 - UAB (Bahamas Bowl vs. Miami (Ohio))
 - Wake Forest (Gasparilla Bowl vs. Missouri)
 - BYU (New Mexico Bowl vs. SMU)
 - UConn (Myrtle Beach Bowl vs. Marshall)
 - Arkansas (Liberty Bowl vs. Kansas)
 - New Mexico St. (Quick Lane Bowl vs. Bowling Green)

MAC-TION

Liberty is 5-9 all-time against MAC opponents. Liberty's first two wins over FBS programs were against MAC schools (Oct. 14, 1989 - W, 25-24 at Eastern Michigan; Sept. 11, 2010 - W, 27-23 at Ball State).

This will be Liberty's second straight year facing a MAC team in a bowl game, as the Flames downed Eastern Michigan 56-20 in the 2021 LendingTree Bowl.

DECEMBER TO REMEMBER

Prior to joining the FBS in 2018, Liberty had only played one game in December, a 29-22 loss at Villanova in the second round of the 2014 NCAA FCS Playoffs.

Since then, Liberty is 4-0 in December games, defeating Norfolk State 52-17 on Dec. 1, 2018 before winning the the FBC Mortgage Cure Bowl in 2019 and 2020 and the 2021 LendingTree Bowl.

DEFENSE

Last year, Liberty ranked 118th in FBS football with 11 total takeaways all season. The Flames rank 18th nationally with 23 takeaways this season. Both Liberty (26 giveaways) and Toledo (25) struggle to hold onto the football, with negative turnover margins.

Liberty leads the nation in tackles for loss per game (9.1) and is fourth in sacks per game (3.42).

Liberty's Durrell Johnson leads the nation with 1.9 tackles for loss per game and is third with three fumble recoveries. Liberty's Robert Rahimi and Toledo's Quynon Mitchell are tied for eighth nationally with five interceptions each.

SIMILAR START

Liberty interim head coach Josh Aldridge will make his head coaching debut Saturday. His opponent across the field, Toledo head coach Jason Candle, led the Rockets to a victory in the 2015 Boca Raton Bowl.

Candle, serving in an interim capacity after the departure of Matt Campbell, led Toledo to a 32-17 win over No. 24 Temple in the 2015 Boca Raton Bowl, which is the Rockets' last bowl victory to date.

PLAYER CONNECTION

Current Liberty redshirt senior OL Naasir Watkins and Toledo sophomore DT Caven Butler were teammates at Kentucky in 2019.

HOME STATE HEROICS

Liberty's lone Ohio native, Treon Sibley from Akron, caught his first touchdown of the 2022 season against his hometown Akron Zips on Sept. 24.

BOWL GAME EXPERIENCE

Three of Liberty's first-year transfer players have prior bowl game experience.

Charlie Brewer started two bowl games as quarterback at Baylor, highlighted by the 2018 Texas Bowl against Vanderbilt during which Brewer passed for 384 yards and two touchdowns and rushed for 109 yards and a score in a 45-38 Baylor win. He also started in the 2019 Sugar Bowl against Georgia, passing for 211 yards and one TD and rushing for one touchdown.

Dre Butler started for Auburn in the 2020 Citrus Bowl, recording one tackle in a 35-19 loss to Northwestern.

Cam Reddy appeared for Boston College in BC's 38-6 loss to Cincinnati in the 2019 Birmingham Bowl.

CLOSE CALLS

With its dramatic 21-19 win over Arkansas on Nov. 5, followed by a 36-33 loss at UConn and a 23-22 setback to Virginia Tech, Liberty is 3-3 in games decided by three points or fewer this season.

Liberty's six games decided by three points or fewer are the most in a single season in program history.

Liberty is tied with East Carolina for the most games decided by three points or fewer of any FBS school this season. ECU is also 3-3 in such games.

Toledo has had six games decided by seven points or fewer this season, going 2-4 in those games.

OUT WITH A BANG

Last year, Liberty entered bowl season on a three-game winless streak before responding in a big way, scoring 43 straight points while posting a 56-20 win over Eastern Michigan in the LendingTree Bowl.

Liberty's 56 points were the second most in any bowl game last year (59 by Western Kentucky) and its 36-point margin of victory was the second largest (54-10, Maryland over Virginia Tech).

LIBERTY'S RECORD WHEN ...

	2022
Home	4-2
Road	4-2
Neutral	0-0
August	0-0
September	3-1
October	4-0
November	1-3
December	0-0
Afternoon	4-3
Night	4-1

VERSUS FBS TOP 25

Home	0-0
Road/Neutral	0-1

RECORD WHEN SCORING ...

< 20 points	0-1
20-29 points	5-1
30-39 points	1-2
40+ points	2-0

RECORD WHEN ALLOWING ...

< 20 points	4-0
20-29 points	4-1
30-39 points	0-2
40+ points	0-1

RECORD WHEN ...

Margin 1-3 pts.	3-3
Margin 4-7 pts.	1-0
Scoring 1st	5-0
Opp. scores 1st	3-4
Leading after 1Q	3-0
Trailing after 1Q	3-2
Leading at half	7-0
Trailing at half	0-3
Leading after 3Q	6-3
Trailing after 3Q	1-1
Playing OT	1-0
Outrushing opp.	5-2
Being outrushed	3-2
Outpassing opp.	4-2
Being outpassed	4-2
Scoring D/ST TD	0-1
+ TO margin	3-0
- TO margin	2-3
Winning TOP	3-1
Losing TOP	5-3
White helmets	3-1
Blue helmets	3-1
Red helmets	2-2
White uniform tops	4-2
Blue uniform tops	2-2
Red uniform tops	2-0
White pants	4-2
Blue pants	3-1
Red pants	1-1

Trends/Streaks

- Liberty has won eight or more games each of its last four seasons and 14 times total in program history (2019: 8-5; 2020: 10-1; 2021: 8-5; 2022: 8-4).
- The Flames played four of their six home games in front of 20,000-plus fans at Williams Stadium (including a stadium record 24,012 vs. BYU), setting a stadium record for the most 20,000-plus attendance games in program history.
- The New Mexico State game, Liberty's final regular season game, was played in front of 18,837 fans, giving Liberty a new stadium record for total home attendance (125,724) and average home attendance (20,954).
- The Flames finished the regular season on a three-game losing streak for the second year in a row, including setbacks in their final two home games in 2021 (No. 21 Louisiana and Army) and 2022 (Virginia Tech and New Mexico State).
- Despite losses in its last two home games of 2021 and 2022, Liberty has posted a 19-5 record at home during last four seasons.
- Liberty has had six games decided by three points or fewer this season, the most games in a single season in program history to be decided by three points or fewer. The Flames are 3-3 in those games this year, and 1-2 in games decided by one point.

Offense

- The Flames finished the New Mexico State game with 315 yards of offense on 74 plays, matching its second-lowest offensive output of the year (also had exactly 315 yards against Gardner-Webb and Arkansas/season low was 309 vs. Akron).
- Liberty finished the New Mexico State game averaging 4.3 yards per play, its lowest offensive average of the 2022 season (previous low was 4.8 yards per play against Akron – 65 plays for 309 yards).
- Liberty's 315 total offensive yards against New Mexico State marked the sixth time in 2022 the Flames have been held below the 400 total offensive yard mark in a game.
- Liberty has surpassed 400 total offensive yards in 30-of-48 games during the last four seasons (62.5 percent).
- Liberty's year-by-year games held below 400 total offensive yards over the last four years (2019 – 4; 2020 – 2; 2021 – 6; 2022 – 6).
- In the last four seasons, Liberty has averaged 441.6 offensive yards per game (21,196 yards in 48 games). Liberty is averaging 400.8 total offensive yards through 12 games in 2022.
- Liberty finished the New Mexico State game rushing for 108 yards on 35 yards, averaging 3.1 yards per carry (second-lowest average of the season).
- During the first six weeks of the 2022 season, Liberty was averaging 194.8 rushing yards per game with 13 rushing touchdowns. Following Week 6 of the NCAA season, the Flames were ranked No. 31 in the country in rushing offense.
- During the final six weeks of the 2022 regular season, Liberty averaged 162.3 rushing yards per game with 10 rushing touchdowns. The Flames enter the bowl game ranked No. 47 in the country in rushing offense (178.6 yards per game).
- Liberty recorded his 23rd rushing touchdown of the season against New Mexico State and has rushed for two or more touchdowns in 7-of-12 games this season.
- Liberty finished the New Mexico State game converting on 6-of-13 third-down plays, marking the fourth time in the last five games the Flames have six or more third-down conversions. Liberty currently ranks No. 84 in the country in third-

down conversion rate (37.1 percent) and ranked as low as No. 116 following the seventh game of the season (Gardner-Webb game on Oct. 15).

- The Flames surpassed the 40-point total for the second time this year with 41 points against BYU (also 42 points against UMass). Liberty has scored 35 or more points in 24 of Liberty's 48 games over the last four seasons (50.0 percent).
- For the ninth time this year, Liberty lost the time of possession battle, with New Mexico State finishing with a 11:02 TOP edge over Liberty (35:29 to 24:27). NMSU was the third team in 2022 to finish with a 10+ minute time of possession advantage on the Flames.
- Liberty's quarterbacks were sacked five vs. New Mexico State. The Flames have allowed two or more sacks in 11-of-12 games in 2022 and Liberty ranks No. 115 in the country in sacks allowed (3.25 per game).
- Liberty has struggled to take care of the ball through the air in 2022, as the Flames rank No. 121 in the country in passes intercepted (15).

Defense

- After finishing 2021 ranked No. 118 in the country with 11 turnovers gained, Liberty's defenders have already more than doubled that total through 12 games in 2022 (23).
- The Flames finished the New Mexico State game with an interception, its 23rd turnover gained in 2022. Liberty enters the bowl game ranked No. 18 in the country in turnovers gained (14 INTs, 9 fumbles recovered).
- New Mexico State finished Liberty's regular-season finale with 428 total offensive yards, matching Arkansas for the most total yards Liberty has allowed in 2022.
- The Flames have surrendered 400+ yards three times in 2022 (Old Dominion – 415; Arkansas – 428; New Mexico St. – 428).
- Liberty currently ranks No. 34 in the country in total defense, allowing 345.3 yards per game.
- Liberty has allowed an opponent to surpass the 300-passing yard mark five times during four seasons under head coach Hugh Freeze (2019: BYU – 306, Maine – 456; 2020: Coastal Carolina – 318; 2021: Ole Miss – 324; 2022: Wake Forest – 325).
- Despite allowing New Mexico State to convert on 7-of-12 third-down plays in the regular-season finale, Liberty still ranks No. 19 in the country in third-down conversion defense (32.0 percent).
- Liberty finished the New Mexico State game with 10.0 tackles for a loss of 22 yards. Following the game, Liberty ranks No. 1 in the tackles for a loss for the third week in a row (9.1 per game).
- The Flames matched their highest sack total of the season with six sacks against Virginia Tech and enter the bowl game ranked No. 4 in the country in sacks per game (3.42).

Special Teams

- Shedro Louis returned a kick off 97 yards for a touchdown against Virginia Tech, his second 97-yard return for a TD in his career (also against Maine in 2019).
- Entering the bowl game, Shedro Louis ranks No. 2 in the country in kickoff returns for a TD (1) and No. 17 in average kickoff return yardage (24.9).
- P Aidan Alves has pinned the opponents inside the 20-yard line 21 times on 56 punts in 2022 (37.57 percent), including three-straight games having a punt downed at the one-yard line (Akron, ODU and UMass).

WATCH LISTS

- #3 WR Demario Douglas**
2022 Paul Hornung Award
2022 Biletnikoff Award
- #11 DL Durrell Johnson**
2022 Senior Bowl
2022 Ted Hendricks Award
- #16 QB Charlie Brewer**
2022 Johnny Unitas Golden Arm Award
- #41 LS Austin Mock**
2022 Patrick Mannelly Award
semifinalist
- #46 P Aidan Alves**
2022 Ray Guy Award
- #55 OL Brendan Schlittler**
2022 Outland Trophy
- #77 OL Cooper McCaw**
2022 Earl Campbell Tyler Rose Award
2022 William V. Campbell Trophy
Award semifinalist

COLLEGE GRADUATES

23 members of this year's team have already earned collegiate degrees.

Aidan Alves
Jacob Bodden
Michael Bollinger
Charlie Brewer
Brody Brumm
Khaleb Coleman
Daniel Darko
Tyren Dupree
Noah Frith
X'Zauvea Gadlin
Jonathan Graham
Jerome Jackson
Durrell Johnson
John Kourtis
Jaivian Lofton
Cooper McCaw
Austin Mock
Dennis Osagiede
Brendan Schlittler
Javon Scruggs
Caleb Snead
Juawan Treadwell
Naasir Watkins

ON THE RISE

Through data available from D1.Ticker, Liberty has experienced a 23.1 percent increase in football attendance, a number which ranks eighth nationally.

Liberty's 19-percent increase in attendance average from last year to this year ranks 18th among all FBS schools in that time frame.

VETERAN PRESENCE

Liberty's Cooper McCaw and Austin Mock have both played in 60 career games, with Mock starting all 60 games at long snapper. The Flames have eight players who have played at least 50 career games, with Jerome Jackson (59), Javon Scruggs (58), Aidan Alves (57), Michael Bollinger (55) and Tyren Dupree joining McCaw and Mock. Dennis Osageide has played in 54 career games, with 12 coming for Liberty.

WINNING TRADITION CONTINUES IN 2022

Liberty has won six or more games every year from 2006 through 2022.

Liberty is one of just seven Division I football teams to win six or more games each of the last 17 seasons. Ohio State would qualify, but vacated wins during that stretch.

Liberty joins Alabama, Clemson, Georgia, James Madison, Oklahoma and Oklahoma State as the only seven FBS teams to win six or more games each of the last 17 years.

GOOD COMPANY



Liberty is one of just five FBS teams in the country to have won a bowl game each of the last three seasons (2019, 2020 & 2021), joining Alabama, Georgia, Kentucky and Louisiana.

The Flames captured Cure Bowl titles during each of their first two seasons of full bowl eligibility (2019 and 2020) before triumphing in the 2021 LendingTree Bowl.

Liberty has posted eight or more wins during each of the last four years (2019-22), marking just the second time in program history the Flames have recorded four consecutive eight-win seasons (also 2007-10).

GOOD COMPANY PART 2

With its win vs. Gardner-Webb on Oct. 15, Liberty became bowl eligible for the fourth time in as many seasons as a full FBS member. The Flames are a perfect 3-0 in bowl games so far, putting them in select company.

Liberty is the third current FBS team to become bowl eligible in each of its first four seasons since transitioning from the FCS to FBS.

Marshall made bowl appearances each year from 1997-02, while Appalachian State has appeared in a bowl every season since joining the FBS in 2015.

Appalachian State has not only made a bowl appearance every year since 2015, but the Mountaineers won their first six bowl appearances since transitioning to FBS before falling to Western Kentucky in the 2021 Boca Raton Bowl.

#CREATEDEQUALLY



Liberty Athletics stands committed to the mission of Training Champions for Christ, who will be leaders in creating positive change in our great country.

As part of this commitment, Liberty Athletics has launched the #CreatedEqually initiative. This effort is to unite the department and Flames Nation around a shared commitment of love, equality and unity.

The #CreatedEqually campaign is based upon the Biblical verse of Acts 17:26 'From one man he made all the nations, that they should inhabit the whole earth; and he marked out their appointed times in history and the boundaries of their lands.'

Beginning with the 2020-21 athletics season, and continuing to the present day, Liberty's student-athletes will wear #CreatedEqually decals and patches on their uniforms. The #CreatedEqually logo debuted on helmet decals in Liberty's nationally televised football game on ESPN at Western Kentucky, Sept. 19, 2020.

SUCCESS BY DEGREES

A total of 23 current Flames have already earned college degrees and are currently pursuing graduate degrees. Among them, Brendan Schlittler earned a pair of bachelor's degrees before proceeding to graduate studies. The full list of the Flames' graduates is found on the left column of this page.

Among FBS football programs, only Nebraska (26) features more college graduates on its 2022 roster. Liberty is tied with Rice for second nationally in the category.

LIBERTY BOWL GAME RECORDS

- Rushing Yards - 137, Malik Willis vs. Coastal Carolina (12/26/20)
- Rushing Touchdowns - 4, Malik Willis vs. CCU (12/26/20)
- Passing Yards - 270, Stephen Calvert vs. Georgia So. (12/21/19)
- Passing TDs - 3, Malik Willis vs. Eastern Mich. (12/18/21)
- Receiving Yards - 94, Kevin Shaa vs. Eastern Mich. (12/18/21)
- Field Goals Made - 3, Alex Barbir vs. Coastal Caro. (12/26/20)
- Tackles - 9, 3x, last by Storey Jackson vs. EMU (12/18/21)
- Sacks - 2.0, Jessie Lemonier vs. Georgia Southern (12/21/19)
- Tackles for Loss - 2.0, Jessie Lemonier vs. GSU (12/21/19)
- Long Rush - 35, 2x, last by Malik Willis vs. EMU (12/18/21)
- Long Pass Play - 64, Bennett to Shaa vs. EMU (12/18/21)
- Long Field Goal Made - 46, Alex Barbir vs. Georgia So. (12/21/19)
- Long Punt - 63, Aidan Alves vs. Eastern Michigan (12/18/21)

LIBERTY JOINS CONFERENCE USA IN 23-24

Liberty announced a new direction for its athletics department, as conference membership for its athletics programs will move to Conference USA, starting with the 2023-24 athletics season.

Conference USA will be the all-sports conference for Liberty Athletics, including the Flames' football team that has competed as an FBS independent program since moving up to the FBS level in 2018.

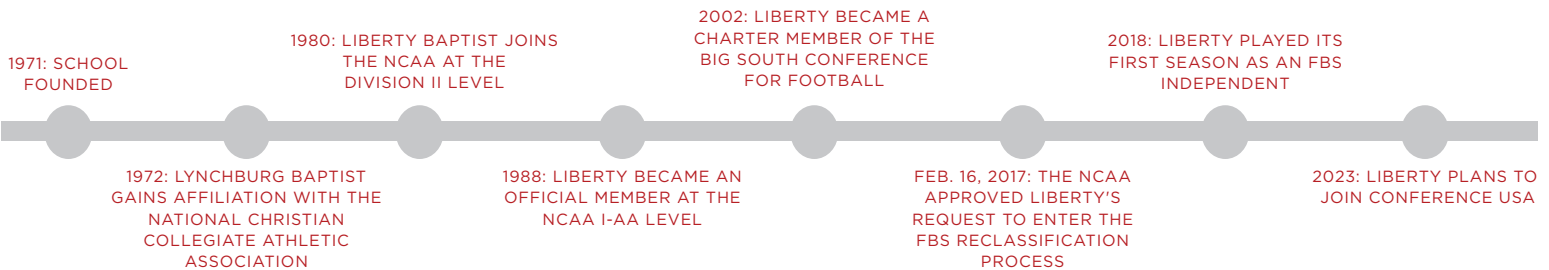
Conference USA also announced the addition of three other new members: Jacksonville State University (Jacksonville, Ala.), New Mexico State University (Las Cruces, N.M.) and Sam Houston State University (Huntsville, Texas).

Liberty announced its move to Conference USA following its most successful year in athletics department history.

Liberty finished the 2020-21 athletics season with an overall winning percentage of 70.5 percent (220-90-7), while winning 10 conference championships and a bowl game.

CONFERENCE USA QUICK FACTS

Abbreviation:	C-USA
Founded:	1995
Headquarters:	Dallas, Texas
Number of Championships Sponsored:	18
Number of States Represented:	8
States:	Alabama, Florida, Kentucky, Louisiana, New Mexico, Tennessee, Texas, Virginia
Schools Added in 2023-24:	4
Schools:	Jacksonville State, Liberty, New Mexico State, Sam Houston State





FLAMES CENTRAL: BRUCE JOHNSON



A father. A coach. A leader. Liberty Football running backs coach Bruce Johnson brings his best every day for the Flames.

FLAMES CENTRAL: KENDY CHARLES



After surviving the 2010 Haiti earthquake, DL Kendy Charles and his mother came to the U.S. to try to find their way. Football helped him assimilate, and eventually led him to Liberty University.

ADDITIONAL FLAMES CENTRAL STORIES

- **CB Daijahn Anthony:** My Moment: ULM 2021
- **QB Johnathan Bennett:** One of the best leaders on the team
- **QB Johnathan Bennett:** My Moment: LendingTree Bowl
- **DT Kendy Charles:** Out of the office and at the sewing machine
- **Co-DC/Safeties Coach Jack Curtis:** Getting to know
- **S Daniel Darko:** Out of the office and in the barber chair
- **WR Demario Douglas:** My Moment: North Texas 2021
- **RB T.J. Green:** More about the story behind T.J. Green's real name
- **WR Jaivian Lofton:** My Moment: Campbell 2021
- **S Quinton Reese:** A Strong Family Bond Helps Through Adversity
- **Asst. Strength Coach Chris Terry:** Strength following tragic losses
- **LB Aakil Washington:** Quiet on the field, but still making noise
- **QB Malik Willis:** Former standout QB's now with the Tennessee Titans
- **WR CJ Yarbrough:** A year away from the game provides new meaning
- **In the Fire:** Akron Game Week with DB Coach Darius Eubanks
- **In the Fire:** BYU Game Week with the tight ends
- **In the Fire:** Virginia Tech Game Week with the defensive line



↑ SCAN QR CODE
TO WATCH
THESE VIDEOS

FLAMES CENTRAL: TRESHAUN CLARK



A freak injury left DE TreShaun Clark questioning if he ever wanted to play football again. A mother's encouragement would be the push to get him back on the field.

FLAMES CENTRAL: JAVON SCRUGGS



The story of S Javon Scruggs and his journey from nearby Appomattox, Va. to joining his hometown team on the Mountain.

FLAMES CENTRAL: CJ DANIELS



The story of WR CJ Daniels, his mother, and how her test with epilepsy turned into a testimony.

FLAMES CENTRAL: MAURICE HARRIS



"I teach and coach to impact God's Kingdom, not just win football games." Co-offensive coordinator Maurice Harris and his wife have developed a ministry, and they live it out within the Liberty Football program.



Flames Central is a weekly sports program featuring in-depth stories relating to Liberty Athletics and the intersection of faith and sports.

To watch Flames Central's feature stories, visit: www.libertyflamescentral.com

ESPN+
Flames Central airs on
ESPN+ Fridays at
2:30 p.m. EST.

AP TOP 25 POLL

Rank	Team	Points	Record	Previous
1	Georgia (62)	1,574	13-0	1
2	Michigan (1)	1,513	13-0	2
3	TCU	1,430	12-1	3
4	Ohio State	1,398	11-1	5
5	Alabama	1,285	10-2	6
6	Tennessee	1,233	10-2	7
7	Utah	1,110	10-3	12
8	Southern California	1,068	11-2	4
9	Penn State	1,063	10-2	8
10	Clemson	1,042	11-2	10
11	Kansas State	1,032	10-3	13
12	Washington	933	10-2	9
13	Florida State	708	9-3	14
14	Tulane	681	11-2	18
15	Oregon	670	9-3	15
16	LSU	660	9-4	11
17	Oregon State	644	9-3	16
18	UCLA	570	9-3	17
19	Notre Dame	394	8-4	19
20	South Carolina	382	8-4	20
21	Texas	305	8-4	21
22	UTSA	227	11-2	23
23	Troy	158	11-2	NR
24	Mississippi State	119	8-4	25
25	NC State	59	8-4	NR

Others receiving votes: North Carolina 39, UCF 36, Cincinnati 32, Ole Miss 27, Fresno State 25, Purdue 17, South Alabama 17, Illinois 11, Boise State 6, Pittsburgh 4, Minnesota 2, James Madison 1.

AFCA COACHES TOP 25 POLL

Rank	Team	Points	Record	Previous
1	Georgia (59)	1,523	13-0	1
2	Michigan (2)	1,466	13-0	2
3	Ohio State	1,359	11-1	5
4	TCU	1,353	12-1	3
5	Alabama	1,282	10-2	6
6	Tennessee	1,116	10-2	8
7	Penn State	1,074	10-2	7
8	USC	1,054	11-2	4
9	Kansas State	1,050	10-3	10
10	Utah	1,044	10-3	12
11	Clemson	1,003	11-2	11
12	Washington	864	10-2	9
13	Florida State	741	9-3	14
14	Oregon	661	9-3	15
15	LSU	635	9-4	13
16	Oregon State	629	9-3	16
17	Tulane	591	11-2	18
18	UCLA	541	9-3	17
19	South Carolina	354	8-4	20
20	Notre Dame	323	8-4	19
21	Texas	300	8-4	21
22	UTSA	206	11-2	24
23	Mississippi State	139	8-4	25
24	Troy	132	11-2	NR
25	North Carolina	95	9-4	22

Others receiving votes: NC State 60; Mississippi 44; Central Florida 43; Fresno State 37; Pittsburgh 28; Air Force 17; South Alabama 14; Purdue 12; Cincinnati 10; Minnesota 7; Duke 6; Coastal Carolina 5; Illinois 4; Boise State 3.

LIBERTY IN THE FBS TOP 25

2020 Season			2021 Season			2022 Season		
Week	Coaches Poll	AP Poll	Week	Coaches Poll	AP Poll	Week	Coaches Poll	AP Poll
Preseason	--	--	Preseason	RV (68)	RV (36)	Preseason	--	--
Week 3 (Sept. 14)	--	--	Week 1 (Sept. 6)	RV (78)	RV (57)	Week 1 (Sept. 6)	--	--
Week 4 (Sept. 21)	--	--	Week 2 (Sept. 12)	RV (63)	RV (52)	Week 2 (Sept. 11)	--	--
Week 5 (Sept. 28)	--	--	Week 3 (Sept. 19)	RV (80)	RV (56)	Week 3 (Sept. 18)	--	--
Week 6 (Oct. 4)	RV (1)	--	Week 4 (Sept. 26)	RV (11)	--	Week 4 (Sept. 25)	--	--
Week 7 (Oct. 11)	RV (8)	RV (8)	Week 5 (Oct. 3)	RV (7)	--	Week 5 (Oct. 2)	--	--
Week 8 (Oct. 18)	RV (57)	RV (37)	Week 6 (Oct. 10)	RV (8)	--	Week 6 (Oct. 9)	RV (5)	--
Week 9 (Oct. 25)	RV (112)	RV (85)	Week 7 (Oct. 17)	--	--	Week 7 (Oct. 16)	RV (12)	RV (2)
Week 10 (Nov. 1)	RV (92)	No. 25	Week 8 (Oct. 24)	RV (3)	--	Week 8 (Oct. 23)	RV (42)	RV (35)
Week 11 (Nov. 8)	No. 22	No. 22	Week 9 (Oct. 31)	RV (4)	--	Week 9 (Oct. 30)	No. 23	No. 23
Week 12 (Nov. 15)	No. 22	No. 21	Week 10 (Nov. 7)	--	--	Week 10 (Nov. 6)	No. 19	No. 19
Week 13 (Nov. 22)	RV (27)	RV (31)	Week 11 (Nov. 14)	--	--	Week 11 (Nov. 13)	RV (9)	RV (15)
Week 14 (Nov. 29)	No. 25	No. 25	Week 12 (Nov. 21)	--	--	Week 12 (Nov. 20)	RV (3)	--
Week 15 (Dec. 6)	No. 21	No. 22	Week 13 (Nov. 28)	--	--	Week 13 (Nov. 27)	--	--
Week 16 (Dec. 13)	No. 21	No. 22	Week 14 (Dec. 5)	--	--	Week 14 (Dec. 4)	--	--
Week 17 (Dec. 20)	No. 23	No. 23	Final	--	--			
Final	No. 18	No. 17						



Williams Stadium Quick Facts

Opened:	1989
First Game:	Oct. 21, 1989
Result:	Liberty 37, Towson 18
Liberty Record:	136-56
Playing Surface:	AstroTurf
Capacity:	25,000

RECENT UPGRADES

Situated at the north end of Williams Stadium, the Liberty Football Center underwent a \$20 million renovation project and reopened in March 2020. Renovations added 18,000 square feet to the building previously known as the Williams Football Operations Center, bringing the total usable space to 65,455 square feet. Highlights of the project include a new locker room, weight room, and recruiting room.

Prior to the 2022 season, new seating options were added to Williams Stadium, including 23 cabanas in the South end zone, chairback seating in the West stands and benchback seating in the East stands.

SINGLE GAME ATTENDANCE

	ATTENDANCE	OPPONENT	DATE
1.	24,012	BYU	Oct. 22, 2022
2.	23,055	Virginia Tech	Nov. 19, 2022
3.	22,551	Montana	Sept. 19, 2015
4.	21,712	Charleston Southern	Nov. 12, 2016
5.	21,671	Syracuse	Aug. 31, 2019
6.	20,924	Gardner-Webb	Oct. 15, 2022
7.	20,838	Richmond	Oct. 4, 2014
8.	20,425	Old Dominion	Sept. 1, 2018
9.	20,393	Kennesaw State	Oct. 24, 2015
10.	20,217	Gardner-Webb	Oct. 25, 2014
11.	20,004	Akron	Sept. 24, 2022
12.	19,935	Middle Tennessee	Oct. 9, 2021
13.	19,314	Savannah State	Oct. 2, 2010
14.	19,269	Army	Nov. 27, 2021
15.	19,111	Coastal Carolina	Oct. 15, 2011



LIBERTY'S ALL-TIME LONGEST HOME WINNING STREAKS

1.	15 games	Sept. 14, 2019 through Oct. 30, 2021
2.	11 games	Nov. 4, 2006 through Oct. 11, 2008
3.	10 games	Oct. 3, 2009 through Sept. 10, 2011

OFFENSE

#		ELIG	HT	WT	2022 GP/GS	CAREER GP/GS	CONSEC. STARTS
WIDE RECEIVER							
3	Demario Douglas	R-So.	5-8	170	12/10	39/17	5
6	Jaiivan Lofton OR	R-Jr.	6-1	200	10/2	18/3	0
21	Treon Sibley	R-So.	6-0	210	12/1	35/6	0
WIDE RECEIVER							
5	Noah Frith	R-Jr.	6-4	200	12/7	43/23	0
13	CJ Yarbrough OR	R-Jr.	6-3	195	10/4	21/10	1
19	Brody Brumm OR	R-Sr.	6-0	200	2/0	40/0	0
80	Cole Peterlin	Sr.	6-1	195	7/0	8/0	0
WIDE RECEIVER							
8	Caleb Sneed	R-Sr.	6-3	205	7/6	38/37	0
17	Khaleb Coleman OR	R-Sr.	6-2	230	10/0	33/3	0
4	CJ Daniels	R-So.	6-2	205	3/1	27/7	0
LEFT TACKLE							
65	Naasir Watkins	R-Sr.	6-6	320	11/11	35/12	8
70	Reggie Young	R-Sr.	6-4	270	8/0	8/0	0
LEFT GUARD							
52	Jonathan Graham	R-Jr.	6-5	325	12/8	47/9	0
64	Jacob Bodden	R-Jr.	6-3	310	5/3	33/19	0
CENTER							
60	Cam Reddy	R-Sr.	6-2	305	12/12	29/28	12
79	John Kourtis	R-Jr.	6-5	320	9/0	34/0	0
RIGHT GUARD							
55	Brendan Schlittler	R-Jr.	6-5	315	12/12	49/35	26
50	Chase Mitchell	R-So.	6-4	330	2/0	14/0	0
RIGHT TACKLE							
73	X'Zauvea Gadlin	R-Sr.	6-4	315	12/12	41/33	12
77	Cooper McCaw	R-Sr.	6-5	305	12/2	60/28	1
TIGHT END/FULLBACK							
88	Jerome Jackson	R-Sr.	6-3	255	12/11	59/21	2
83	Austin Henderson OR	R-So.	6-4	235	12/1	37/1	0
15	Bentley Hanshaw	R-Jr.	6-5	250	12/0	12/0	0
30	Michael Bollinger (FB)	R-Sr.	5-11	245	12/4	55/9	1
RUNNING BACK							
1	Shedro Louis	Jr.	5-8	170	11/2	45/9	0
2	T.J. Green	R-Sr.	5-11	205	6/2	44/4	1
23	Malik Caper	R-So.	6-0	235	8/0	21/0	0
QUARTERBACK							
11	Johnathan Bennett OR	R-Jr.	6-0	220	11/7	26/7	0
7	Kaidon Salter OR	R-Fr.	6-1	190	7/3	9/3	0
16	Charlie Brewer OR	R-Sr.	6-1	210	3/2	50/44	1
10	Nate Hampton	R-Fr.	6-6	235	5/0	6/0	0

SPECIALISTS

#		ELIG	HT	WT	2022 GP/GS	CAREER GP/GS	CONSEC. STARTS
KICKER							
42	Nick Brown (FG)	R-Fr.	6-4	155	12/12	13/12	12
90	Jason Stricker (KO)	R-So.	6-1	190	12/12	20/17	17
85	Brayden Beck	So.	5-11	180	0/0	9/9	0
PUNTER							
46	Aidan Alves	R-Sr.	6-1	220	12/12	57/55	16
37	Max Morgan	So.	6-3	225	0/0	10/5	0
LONG SNAPPER							
41	Austin Mock	R-Sr.	6-2	240	12/12	60/60	60
47	Austin Turner	R-Fr.	6-1	265	0/0	0/0	0

DEFENSE

#		ELIG	HT	WT	2022 GP/GS	CAREER GP/GS	CONSEC. STARTS
DEFENSIVE END							
10	TreShaun Clark	Jr.	6-1	250	9/9	46/40	4
77	Khristian Zachary OR	So.	6-2	270	11/3	16/3	0
98	CJ Bazile, Jr.	Fr.	6-2	240	6/0	6/0	0
DEFENSIVE TACKLE							
91	Kendy Charles	R-So.	6-0	275	12/12	28/14	12
5	Dre Butler OR	Sr.	6-5	300	12/0	25/1	0
99	Bryce Dixon	Fr.	6-2	275	7/0	7/0	0
NOSE GUARD							
90	Dennis Osagiede	R-Sr.	5-11	290	12/11	54/42	11
94	Jay Hardy	R-Fr.	6-3	320	12/1	13/1	0
BANDIT							
11	Durrell Johnson	Sr.	6-3	240	12/12	32/30	15
3	Stephen Sings V	R-So.	6-3	255	11/0	33/1	0
MIKE							
7	Mike Smith, Jr.	R-Jr.	6-1	225	11/11	38/37	2
35	Tyren Dupree	R-Jr.	6-1	240	12/0	50/3	0
WILL							
34	Ahmad Walker	So.	5-11	215	12/11	23/14	1
24	Aakil Washington OR	R-So.	6-2	240	12/2	34/8	0
0	Jerome Jolly, Jr.	R-So.	5-11	215	6/0	28/0	0
NICKEL							
16	Quinton Reese OR	R-So.	6-0	190	11/9	28/11	0
9	Juawan Treadwell	Sr.	5-11	200	12/4	36/13	3
12	Maurice Freeman III	R-Fr.	6-0	200	10/0	10/0	0
CORNERBACK							
4	Chris Megginson	Jr.	6-0	190	12/12	48/33	12
8	Daijahn Anthony	R-Jr.	6-0	205	11/0	33/8	0
28	Preston Hodge	R-Fr.	6-0	185	11/0	11/0	0
STRONG SAFETY							
6	Robert Rahimi	Jr.	6-1	190	12/12	25/12	12
15	Brylan Green	Fr.	5-11	170	12/0	12/0	0
FREE SAFETY							
1	Javon Scruggs	Sr.	5-11	185	11/11	58/45	9
29	A'Khor Jones	Fr.	5-11	185	10/0	10/0	0
CORNERBACK							
20	Kobe Singleton	R-So.	6-0	180	12/10	23/21	9
26	Amarian Williams	R-Fr.	5-10	170	12/2	16/2	0

Notes: Career GP/GS info includes games played/started at previous schools. Consecutive starts only includes games started at Liberty.

NO.	NAME	YEAR	POS.	HT.	WT.	HOMETOWN	H.S./PREVIOUS
0	Dae Dae Hunter	R-So.	RB	5-10	190	Denver, Colo.	Chandler HS (Hawaii)
0	Jerome Jolly, Jr.	R-So.	LB	5-11	215	Jacksonville, Fla.	Mandarin HS
1	Shedro Louis	Jr.	RB	5-8	170	Immokalee, Fla.	Immokalee HS
1	Javon Scruggs	Sr.	S	5-11	185	Appomattox, Va.	Appomattox HS
2	T.J. Green	R-Sr.	RB	5-11	205	Chandler, Ariz.	Chandler HS (Utah)
2	Kaci Seegars	R-Fr.	LB	6-2	225	Charlotte, N.C.	William A. Hough HS
3	Demario Douglas	R-So.	WR	5-8	170	Jacksonville, Fla.	Mandarin HS
3	Stephen Sings V	R-So.	DE	6-3	255	Charlotte, N.C.	Zebulon B. Vance HS
4	CJ Daniels	R-So.	WR	6-2	205	Lilburn, Ga.	Parkview HS
4	Chris Megginson	Jr.	CB	6-0	190	Lynchburg, Va.	Heritage HS
5	Noah Frith	R-Jr.	WR	6-4	200	Woodstock, Ga.	Woodstock HS
5	Dre Butler	Sr.	DT	6-5	300	Covington, Ga.	Newton HS (Auburn)
6	Jaivian Lofton	R-Jr.	WR	6-1	200	Rancho Cucamonga, Calif.	Rancho Cucamonga HS (Chaffey)
6	Robert Rahimi	Jr.	S	6-1	190	Santa Ana, Calif.	Cornerstone Christian (Saddleback)
7	Kaidon Salter	R-Fr.	QB	6-1	190	Cedar Hill, Texas	Cedar Hill HS (Tennessee)
7	Mike Smith, Jr.	R-Jr.	LB	6-1	225	Flora, Miss.	Ridgeland HS (Miss. Gulf Coast CC)
8	Caleb Snead	R-Sr.	WR	6-3	205	Lynchburg, Va.	Heritage HS (Campbell)
8	Daijahn Anthony	R-Jr.	CB	6-0	205	Richmond, Va.	Hermitage HS (Shepherd)
9	Sean Brown	R-So.	QB	6-1	200	Apex, N.C.	Middle Creek HS
9	Juawan Treadwell	Sr.	S	5-11	200	Crete, Ill.	Crete-Monee HS (Independence CC)
10	Nate Hampton	R-Fr.	QB	6-6	235	Advance, N.C.	Davie County HS
10	TreShaun Clark	Jr.	DE	6-1	250	Cape Coral, Fla.	Cape Coral HS
11	Johnathan Bennett	R-Jr.	QB	6-0	220	Summerville, S.C.	Summerville HS
11	Durrell Johnson	Sr.	DE	6-3	240	Baltimore, Md.	Overlea HS (ASA College)
12	Zak Burnett	R-So.	QB	6-1	195	Guntersville, Ala.	Guntersville HS (Samford)
12	Maurice Freeman III	R-Fr.	S	6-0	200	Chesapeake, Va.	Oscar Smith HS
13	CJ Yarbrough	R-Jr.	WR	6-3	195	Tanner, Ala.	East Limestone HS
13	Jaylon Jimmerson	Jr.	S	5-10	200	Pittsburg, Texas	Pittsburg HS (Incarnate Word)
14	Kylen Austin	R-Fr.	WR	6-0	155	Baltimore, Md.	St. Paul's School
14	Deon Biggins	R-So.	CB	6-1	170	Horn Lake, Miss.	Horn Lake HS
15	Bentley Hanshaw	R-Jr.	TE	6-5	250	Moorpark, Calif.	Moorpark HS (BYU)
15	Brylan Green	Fr.	S	5-11	170	Opelousas, La.	Lafayette Christian Academy
16	Charlie Brewer	R-Sr.	QB	6-1	210	Austin, Texas	Lake Travis HS (Utah)
16	Quinton Reese	R-So.	S	6-0	190	Alpharetta, Ga.	Blessed Trinity Catholic HS
17	Khaleb Coleman	R-Sr.	WR	6-2	230	Washington, D.C.	Woodrow Wilson HS
17	Rashaud Pernell	Fr.	DE	6-4	250	Highland Springs, Va.	Highland Springs HS
18	Dexter Ricks, Jr.	Fr.	CB	6-0	175	Milledgeville, Ga.	Baldwin HS
19	Brody Brumm	R-Sr.	WR	6-0	200	Winamac, Ind.	Winamac HS
19	Miyon Conaway	Fr.	DE	6-2	220	Hazlehurst, Ga.	Jeff Davis HS
20	Kobe Singleton	R-So.	CB	6-0	180	Tallahassee, Fla.	Chiawana HS (Southern Utah)
21	Treon Sibley	R-So.	WR	6-0	210	Akron, Ohio	Coventry HS
21	Sam Guridy	R-Fr.	S	6-0	185	Lynchburg, Va.	E.C. Glass HS
22	Coleman Baker	Fr.	WR	5-11	175	Brentwood, Tenn.	David Lipscomb Academy
22	Jayden Sweeney	Fr.	S	5-11	175	Birmingham, Ala.	Clay-Chalkville HS
23	Malik Caper	R-So.	RB	6-0	235	Hurst, Texas	Grapevine Faith Christian School
24	Aakil Washington	R-So.	LB	6-2	240	Marietta, Ga.	Wheeler HS
25	Antwon Jackson	Fr.	CB	5-10	155	Warner Robins, Ga.	Warner Robins HS
26	Amarian Williams	R-Fr.	CB	5-10	170	Cedar Hill, Texas	Cedar Hill HS
27	Micah Glaize	Jr.	LB	6-0	205	Lynchburg, Va.	Brookville HS
28	Justin Gipson	Fr.	RB	5-10	190	Suwanee, Ga.	North Gwinnett HS
28	Preston Hodge	R-Fr.	CB	6-0	185	Waxahachie, Texas	Waxahachie HS (Navarro)
29	AKhori Jones	Fr.	S	5-11	185	Macon, Ga.	Mount De Sales Academy
30	Michael Bollinger	R-Sr.	TE	5-11	245	Spartanburg, S.C.	Boiling Spring HS
31	Tim Coutras	So.	S	6-1	205	Nashville, Tenn.	Nolensville HS
32	Elijah Auguste	Fr.	CB	5-10	180	Everett, Mass.	Everett HS
33	Kyle Hanks	Fr.	RB	5-10	175	Salem, Va.	Glenvar HS
33	Lawrence Brown	Fr.	CB	6-2	180	Madison Heights, Va.	Amherst County HS
34	Ahmad Walker	So.	LB	5-11	215	Warner Robins, Ga.	Warner Robins HS
35	Tyren Dupree	R-Jr.	LB	6-1	240	Leesburg, Ala.	Cherokee HS
36	Daniel Darko	R-Sr.	S	6-1	190	Baltimore, Md.	Seed School of Maryland (Marshall)

ALPHABETICAL ROSTER		
No.	Name	Pos.
46	Aidan Alves	P
8	Daijahn Anthony	CB
32	Elijah Auguste	CB
14	Kylen Austin	WR
22	Coleman Baker	WR
98	CJ Bazile, Jr.	DE
85	Brayden Beck	K
38	Jaylin Belford	WR
11	Johnathan Bennett	QB
14	Deon Biggins	CB
64	Jacob Bodden	OL
30	Michael Bollinger	TE
92	Chris Boti	DT
16	Charlie Brewer	QB
33	Lawrence Brown	CB
42	Nick Brown	K
9	Sean Brown	QB
19	Brody Brumm	WR
97	Marquise Brunson	DT
56	Will Buchanan	OL
75	Mason Bundy	OL
12	Zak Burnett	QB
5	Dre Butler	DT
54	Caeden Callahan	LB
23	Malik Caper	RB
43	Joseph Carter	LB
91	Kendy Charles	DT
10	TreShaun Clark	DE
17	Khaleb Coleman	WR
19	Miyon Conaway	DE
31	Tim Coutras	S
82	D'Wayne Crawford	WR
4	CJ Daniels	WR
36	Daniel Darko	S
99	Bryce Dixon	DT
53	Phillip Doss	DL
3	Demario Douglas	WR
35	Tyren Dupree	LB
81	Markel Fortenberry	WR
12	Maurice Freeman III	S
5	Noah Frith	WR
73	X'Zauvea Gadlin	OL
28	Justin Gipson	RB
27	Micah Glaize	LB
52	Jonathan Graham	OL
15	Brylan Green	S
2	T.J. Green	RB
21	Sam Guridy	S
10	Nate Hampton	QB
33	Kyle Hanks	RB
78	Brian Hannibal	OL
15	Bentley Hanshaw	TE
94	Jay Hardy	DT
63	Tommy Harley	OL
51	Harrison Hayes	OL
83	Austin Henderson	TE
28	Preston Hodge	CB
0	Dae Dae Hunter	RB

NO.	NAME	YEAR	POS.	HT.	WT.	HOMETOWN	H.S./PREVIOUS
37	Owen McCone	Fr.	LB	5-11	190	Fayetteville, Ark.	Fayetteville HS
37	Max Morgan	So.	K	6-3	225	Greenville, S.C.	Christ Church Episcopal School
38	Jaylin Belford	Fr.	WR	5-8	155	Lynchburg, Va.	Liberty Christian Academy
38	Tre Lawing	Fr.	S	5-10	185	Appomattox, Va.	Appomattox County HS
39	Russian Williams	R-So.	RB	5-6	155	Burke, Va.	Robinson HS
40	Caleb Williams	Fr.	LB	6-1	210	Franklin, Tenn.	Christ Presbyterian Academy
41	Austin Mock	R-Sr.	LS	6-2	240	Lynchburg, Va.	Liberty Christian Academy
42	Nick Brown	R-Fr.	K	6-4	155	Frisco, Texas	Centennial HS
43	Joseph Carter	R-Fr.	LB	6-0	235	Jacksonville, Fla.	University Christian HS
44	Ike Okoye	R-So.	DE	6-3	235	Silver Spring, Md.	Wheaton HS
45	Jackson Shirer	R-Fr.	DE	6-1	245	Arlington, Texas	Martin HS
46	Aidan Alves	R-Sr.	P	6-1	220	Dillsburg, Pa.	Northern York HS
47	Jordan Norwood	Fr.	LB	6-1	210	Highlands Ranch, Colo.	Valor Christian School
47	Austin Turner	R-Fr.	LS	6-1	265	Elon, N.C.	Western Alamance HS
48	Rashad Whitehead	R-So.	DE	6-2	275	Atlanta, Ga.	B.E.S.T. Academy
50	Chase Mitchell	R-So.	OL	6-4	330	Washington, Pa.	Washington HS
51	Harrison Hayes	So.	OL	6-4	285	Wexford, Pa.	Pine-Richland HS
52	Jonathan Graham	R-Jr.	OL	6-5	325	La Plata, Md.	La Plata HS
53	Phillip Doss	So.	DL	6-5	285	Lynchburg, Va.	Liberty Christian Academy
54	Caeden Callahan	Fr.	LB	6-1	215	Acworth, Ga.	North Cobb Christian School
55	Brendan Schlittler	R-Jr.	OL	6-5	315	Eureka, Mo.	Eureka HS
56	Will Buchanan	R-So.	OL	6-6	325	Asheville, N.C.	Christ School
57	Carl Poole	R-So.	LB	5-11	235	Danville, Va.	George Washington HS
60	Cam Reddy	R-Sr.	OL	6-2	305	Franklin, Mass.	Lawrence Academy (Colorado State)
63	Tommy Harley	Fr.	OL	6-6	280	Deerfield Beach, Fla.	Calvary Christian HS
64	Jacob Bodden	R-Jr.	OL	6-3	310	Hoover, Ala.	Hoover HS
65	Naasir Watkins	R-Sr.	OL	6-6	320	Bowie, Md.	Our Lady of Good Counsel (Kentucky)
68	Hunter Porterfield	Fr.	OL	6-4	285	Richmond, Va.	Benedictine College Prep
70	Reggie Young	R-Sr.	OL	6-4	270	New Orleans, La.	Edna Carr HS (Iowa Central CC)
73	X'Zauvea Gadlin	R-Sr.	OL	6-4	315	Grand Prairie, Texas	Mansfield Summit HS (Tulsa)
74	Jacob Lecates	Fr.	OL	6-7	330	Trinity, N.C.	Ben Lippen School
75	Mason Bundy	R-Fr.	OL	6-6	300	Mineral Bluff, Ga.	Fannin County HS
77	Cooper McCaw	R-Sr.	OL	6-5	305	Roanoke, Texas	Grapevine Faith CS
77	Khristian Zachary	So.	DT	6-2	270	Fayetteville, Ga.	Carrollton HS
78	Brian Hannibal	R-So.	OL	6-3	295	Silver Spring, Md.	James Hubert Blake HS
79	John Kourtis	R-Jr.	OL	6-5	320	Toronto, Ontario, Canada	Canada Prep
80	Cole Peterlin	Sr.	WR	6-1	195	Schwenksville, Pa.	Perkiomen Valley HS
81	Markel Fortenberry	Fr.	WR	6-4	185	Maryville, Tenn.	Maryville HS
82	D'Wayne Crawford	R-Jr.	WR	5-6	160	Concord, N.C.	CFA Academy (East Carolina)
83	Austin Henderson	R-So.	TE	6-6	240	Nashville, Tenn.	Ensworth HS (Minnesota)
84	Teigan Martin	Fr.	TE	6-5	220	Mayer, Minn.	Mayer Lutheran HS
85	Mark Hutzal	Fr.	WR	6-0	180	Louisville, Ky.	Martha Layne Collins HS
85	Brayden Beck	So.	K	5-11	180	Carrollton, Texas	Hebron HS
86	Eddie Ogle	R-So.	WR	5-9	180	Allentown, Pa.	Liberty Christian Academy
87	Brayden Monday	R-So.	TE	6-4	235	Waynesville, N.C.	Tuscola HS
88	Jerome Jackson	R-Sr.	TE	6-3	255	Fort Worth, Texas	Timber Creek HS
90	Dennis Osagiede	R-Sr.	DT	5-11	290	Nacogdoches, Texas	Ridge Point HS (Stephen F. Austin)
90	Jason Stricker	R-So.	K/P	6-1	190	Waxhaw, N.C.	Marvin Ridge HS
91	Kendy Charles	R-So.	DT	6-0	275	Orange Park, Fla.	Orange Park HS
92	Chris Boti	So.	DT	6-1	290	Columbia, Md.	St. Vincent Pallotti HS
94	Jay Hardy	R-Fr.	DT	6-3	320	Chattanooga, Tenn.	McCallie HS (Auburn)
95	Teagen Lenderink	R-Fr.	K	6-1	175	Belmont, Mich.	Brentwood Academy
97	Marquise Brunson	R-Fr.	DT	6-2	265	Virginia Beach, Va.	Princess Anne HS
98	CJ Bazile, Jr.	Fr.	DE	6-2	240	Miami, Fla.	Miramar HS
99	Bryce Dixon	Fr.	DT	6-2	275	Charlotte, N.C.	David W. Butler HS

ALPHABETICAL ROSTER		
No.	Name	Pos.
85	Mark Hutzal	WR
25	Antwon Jackson	CB
88	Jerome Jackson	TE
13	Jaylon Jimmerson	S
11	Durrell Johnson	DE
0	Jerome Jolly, Jr.	LB
29	A'Khor Jones	S
79	John Kourtis	OL
38	Tre Lawing	S
74	Jacob Lecates	OL
95	Teagen Lenderink	K
6	Jaivian Lofton	WR
1	Shedro Louis	RB
84	Teigan Martin	TE
77	Cooper McCaw	OL
37	Owen McCone	LB
4	Chris Megginson	CB
50	Chase Mitchell	OL
41	Austin Mock	LS
87	Brayden Monday	TE
37	Max Morgan	K
47	Jordan Norwood	LB
86	Eddie Ogle	WR
44	Ike Okoye	DE
90	Dennis Osagiede	DT
17	Rashad Pernell	DE
80	Cole Peterlin	WR
57	Carl Poole	LB
68	Hunter Porterfield	OL
6	Robert Rahimi	S
60	Cam Reddy	OL
16	Quinton Reese	S
18	Dexter Ricks, Jr.	CB
7	Kaidon Salter	QB
55	Brendan Schlittler	OL
1	Javon Scruggs	S
2	Kaci Seegars	LB
45	Jackson Shirer	DE
21	Treon Sibley	WR
20	Kobe Singleton	CB
3	Stephen Sings V	DE
7	Mike Smith, Jr.	LB
8	Caleb Snead	WR
90	Jason Stricker	K/P
22	Jayden Sweeney	S
9	Juawan Treadwell	S
47	Austin Turner	LS
34	Ahmad Walker	LB
24	Aakil Washington	LB
65	Naasir Watkins	OL
48	Rashad Whitehead	DE
26	Amarian Williams	CB
40	Caleb Williams	RB
39	Russian Williams	RB
13	CJ Yarbrough	WR
70	Reggie Young	OL
77	Khristian Zachary	DT

Pronunciation Guide

0	Dae Dae Hunter (Day-Day)
1	Shedro (SHED-dro) Lewis
1	Javon (JAY-von) Scruggs
4	Chris Megginson (Megan-son)
6	Jaivian (Jay-VEE-in) Lofton
6	Robert "Rocket" Rahimi (Rah-HE-ME)
8	Daijahn (DAY-jon) Anthony
9	Juawan (Juh-WAN) Treadwell
10	TreShaun (Tray-Shaun) Clark
11	Durrell (Duh-rel) Johnson
17	Khaleb (Caleb) Coleman
19	Brody Brumm (like drum)
21	Treon (TREY-on) Sibley (SIB-lee)
21	Sam Guridy (Grr-IT-E)
23	Malik (Muh-LEAK) Caper
24	Aakil (Ah-KEEL) Washington
26	Amarian (Ah-MAR-E-ON) Williams
29	A'Khor Jones (Ah-Cory)
30	Michael Bollinger (Bowl-in-JER)
31	Tim Coutras (Koo-tris)
32	Elijah Augustine (Prefers Eli... August – like the month)
35	Tyren (Ty-WREN) Dupree (DO-pree)
39	Russian Williams (Ruh-SHAWN)
44	Ike Okoye (Oh-Koy-Ye)
45	Jackson Shirer (SHY-er)
46	Aidan Alves (AL-vis)
54	Caeden Callahan (KAY-den)
55	Brendan Schlittler (SHLIT-ler)
64	Jacob Bodden (Bod-IN)
65	Naasir Watkins (Nah-SEAR) (Hometown: Boo-E, Maryland)
73	X'Zauvea Gadlin (X-zah-VEE-ay GAD-lin)
74	Jacob Lecates (La-KAITES)
79	John Kourtis (Curtis)
82	D'Wayne Crawford (Dwayne)
84	Teigan Martin (Tee-GIN)
86	Eddie Ogle (OH-gull)
90	Dennis Osagiede (Oh-SAH-guh-DAY)
90	Jason Stricker (rhymes with kicker)
91	Kendy (Ken-DEE) Charles
92	Chris Boti (Body)
97	Marquise Brunson (Mar-KEESE)
98	C.J. Bazile Jr. (Buh-ZELL)

PLAYERS BY HOME STATE/COUNTRY

Virginia	18
Georgia	15
Texas	13
North Carolina	11
Florida	9
Maryland	8
Tennessee	6
Alabama	5
Pennsylvania	5
California	3
South Carolina	3
Colorado	2
Louisiana	2
Massachusetts	2
Mississippi	2
Arizona	1
Arkansas	1
Illinois	1
Indiana	1
Kentucky	1
Michigan	1
Minnesota	1
Missouri	1
Ohio	1
District of Columbia	1
Canada	1



FLAMES IN THE PROS IN THE LAST 3 YEARS

2020
Antonio Gandy-Golden
Washington Redskins (NFL)
4th Round

2020
Solomon Ajayi
Cleveland Browns (NFL)
Free Agent

2020
Elijah Benton
Cleveland Browns (NFL)
Free Agent

2020
Jessie Lemonier
Los Angeles Chargers (NFL)
Free Agent

2020
Bejour Wilson
Arizona Cardinals (NFL)
Free Agent

2021
Anthony Butler
Indianapolis Colts (NFL)
Free Agent

2022
Malik Willis
Tennessee Titans (NFL)
3rd Round

2022
Frankie Hickson
Saskatchewan Roughriders (CFL)
Free Agent

2022
Johnny Huntley
Chicago Bears (NFL)
Free Agent

2022
Storey Jackson
Dallas Cowboys (NFL)
Free Agent

2022
Elijah James
Chicago Bears (NFL)
Free Agent

2022
Duron Lowe
Los Angeles Rams (NFL)
Free Agent

2022
Ralfs Rusins
Baltimore Ravens (NFL)
Free Agent

2022
Tristan Schultz
Miami Dolphins (NFL)
Free Agent

2022
Kevin Shaa
Chicago Bears (NFL)
Free Agent

2022
Cedric Stone
Washington Commanders (NFL)
Free Agent

2022
Skyler Thomas
Los Angeles Chargers (NFL)
Free Agent



THE CHADWELL CHART

	Overall		Conference	
	W	L	W	L
2023 - Liberty	0	0	0	0
2022 - Coastal	9	3	6	2
2021 - Coastal	11	2	6	2
2020 - Coastal	11	1	8	0
2019 - Coastal	5	7	2	6
2017 - Coastal^	3	9	2	6
2016 - CSU	7	4	4	1
2015 - CSU*	10	3	6	0
2014 - CSU*	8	4	3	2
2013 - CSU	10	3	3	2
2012 - Delta St.	3	7	1	4
2011 - N. Greenville	11	3	0	0
2010 - N. Greenville	9	3	0	0
2009 - N. Greenville	2	8	0	0
Career Totals	99	57	41	25
Liberty Totals	0	0	0	0

^ Interim head coach

* CSU later vacated wins due to NCAA violations across the athletics department (8 in 2014; 10 in 2015)

CHADWELL IN POSTSEASON

2021 Season - Coastal Carolina
Cure Bowl - Dec. 17, 2021 (Orlando, Fla.)
Coastal Carolina 47, Northern Illinois 41

2020 Season - Coastal Carolina
Cure Bowl - Dec. 26, 2020 (Orlando, Fla.)
Liberty 37, Coastal Carolina 34

2016 Season - Charleston Southern
FCS Playoffs
Lost in first round

2015 Season - Charleston Southern
FCS Playoffs
Reached quarterfinals

2011 Season - North Greenville
NCAA Division II Playoffs
Reached quarterfinals

YEAR AT LIBERTY	First
ALMA MATER	ETSU, '00
WIFE	Solmaz
CHILDREN	Jameson, Avery & Soraya

2020 Associated Press Coach of the Year

2020 Sun Belt Coach of the Year

3-Time Big South Coach of the Year

Chadwell at Coastal Carolina (2017, 2019-22)

- » 2021 Tailgreeter Cure Bowl Champions
- » 2020 Sun Belt Conference Champions
- » 2 10+-win seasons (2020 and 2021)
- » Spent 22 consecutive weeks inside the AP and USA Today Top 25 polls (Oct. 18, 2020-Nov. 7, 2021)
- » Ranked as high as No. 12 in the College Football Playoff rankings in 2020 to set a Sun Belt Conference record
- » Saw 3 players taken in the NFL Draft
- » Coached 5 All-Americans
- » Coached 2 Sun Belt Players of the Year

Chadwell at Charleston Southern (2013-16)

- » 2 NCAA Division I FCS Championship Playoffs appearances (2015 and 2016), reaching the quarterfinals in 2016
- » 2-time Big South Conference Champions (2015 and 2016)
- » Had CSU ranked in the FCS Top 25 polls for 22 consecutive weeks from 2015 to 2016
- » Set a school record with 10 wins in 2013
- » Coached 4 All-Americans

Chadwell at Delta State (2012)

- » Coached 1 All-American
- » Oversaw 7 All-Gulf South Conference selections

Chadwell at North Greenville (2009-11)

- » 2010 NCCAA Victory Bowl Champions
- » 2011 NCAA Division II Playoffs qualifier, reaching the quarterfinals
- » Turned the program around from a 2-8 record in 2009 to an 11-3 season in 2011

The Road to Liberty



Liberty
HEAD COACH
Dec. 4, 2022 - Present



Coastal Carolina
HEAD COACH
2019-22
ASSOC. HEAD COACH
2018
INTERIM HEAD COACH
2017



Charleston Southern
HEAD COACH
2013-16



Delta State
HEAD COACH
2012



North Greenville
HEAD COACH
2009-11



Charleston Southern
ASSISTANT COACH
2004-08



ETSU
ASSISTANT COACH
2000-03

OFFENSE



MAURICE HARRIS
Wide Receivers
Hometown: Memphis, Tenn.
Alma Mater: Arkansas State, '98
Year in Coaching: 24
Wife: LaQuesha
Children: Arami & Cortlynn



BRUCE JOHNSON
Running Backs
Hometown: Phoenix, Ariz.
Alma Mater: Arizona State, '99
Year in Coaching: 25
Wife: Michelle
Children: Jaidyn, Brayden & Aydin



CHRIS KLENAKIS
Offensive Line
Hometown: Reno, Nev.
Alma Mater: Carroll, '86
Year in Coaching: 35
Wife: Louise
Children: Myles, Matthew, Nikos, Lucy, Mark & Elizabeth



JESSE STONE
Quarterbacks
Hometown: Little Rock, Ark.
Alma Mater: Arkansas, '15
Year in Coaching: 9
Wife: Haley
Child: Saylor



ZACH CRISLER
Tight Ends
Hometown: Walnut Ridge, Ark.
Alma Mater: Arkansas St., '17
Year in Coaching: 6

DEFENSE/SPECIAL TEAMS



JOSH ALDRIDGE
ACTING HEAD COACH FOR BOWL GAME
Defensive Line
Hometown: Jackson, Tenn.
Alma Mater: Harding, '12
Year in Coaching: 10
Wife: Jessica
Children: Braxton & Nora



JACK CURTIS
Safeties
Hometown: Birmingham, Ala.
Alma Mater: Evangel, '87
Year in Coaching: 36
Wife: Michelle
Children: Carolina & Georganna



DARIUS EUBANKS
Cornerbacks
Hometown: Thomson, Ga.
Alma Mater: Ga. Southern, '13
Year in Coaching: 6



JORDAN CANTRELL
Linebackers
Hometown: Whitehouse, Texas
Alma Mater: Harding, '15
Year in Coaching: 7
Wife: Shelby



TANNER BURNS
Special Teams
Hometown: San Jose, Calif.
Alma Mater: Ole Miss, '12
Year in Coaching: 10
Wife: Becca
Child: Blakely and Kinsley

ROBERT BALA
Defensive Assistant

PLAYER PAGES - OFFENSE

RUNNING BACKS



Dae Dae
HUNTER - RB
R-So. - 5-10 - 190
Denver, Colo. (Chandler HS/Hawaii)

0

PLAYER NOTES

- Suffered a season-ending injury during the Arkansas game
- Ranks No. 9 in the country in Rush Yards per Carry (6.57); No. 24 Rushing yards per game (94.9)
- Career day during Liberty's win over BYU (23 carries, 213 yards, 1 TD)
- 121 rushing yards and 2 TDs at ODU; 41-yard receiving TD
- Transferred to Liberty after playing two years at Hawaii (2020 and 2021)

CAREER STATS

	RUSHING					RECEIVING							
	GP	ATT	YDs	AVG/C	AVG/G	TD	LNG	REC	YDs	AVG/C	AVG/G	TD	LNG
2020	9	46	183	4.0	20.3	2	15	12	71	5.9	7.9	2	14
2021	10	101	651	6.4	65.1	3	81	19	163	8.6	16.3	0	30
2022	9	130	854	6.6	94.9	8	80	18	149	8.3	16.6	1	41
Totals	28	277	1688	6.1	60.3	13	81	49	383	7.8	13.7	3	41

2022 GAME-BY-GAME

	RUSHING				RECEIVING			
	ATT	YDs	TD	LNG	REC	YDs	TD	LNG
at Southern Miss	11	62	0	28	1	2	0	2
UAB	10	64	1	20	2	8	0	9
at Wake Forest	18	93	1	43	5	21	0	10
Akron	18	118	1	31	0	0	1	0
at ODU	15	121	2	32	4	62	1	41
at UMass	17	78	1	23	0	0	0	0
Gardner-Webb	9	76	1	46	2	25	0	20
BYU	23	213	1	80	4	31	1	10
at Arkansas	9	29	0	10	0	0	0	0
at UConn	Did not play							
Virginia Tech	Did not play							
New Mexico St.	Did not play							

2022 SEASON HIGHS

Rushes..... 23, vs. BYU, 10-22-22
RushingYards..... 213, vs. BYU, 10-22-22
Rushing TDs 2, at Old Dominion, 10-01-22
Long Rush..... 80, vs. BYU 10-22-22
100-Yard Games..... 3 (last vs. BYU 10-22-22)
Receptions 5, at Wake Forest, 9-17-22
Receiving Yards..... 62, at Old Dominion, 10-01-22
Receiving TDs..... 1, 3 times (last at Old Dominion, 10-01-22)
Long Reception 41, at Old Dominion, 10-01-22

CAREER HIGHS

Rushes..... 23, vs. BYU, 10-22-22
RushingYards..... 213, vs. BYU 10-22-22
Rushing TDs 2, at Nevada, 10-16-22 & at Old Dominion, 10-01-22
Long Rush..... 81, at Nevada 10-16-21
100-Yard Games..... 6 (last vs. BYU, 10-22-22)
Receptions 7, at UCLA 08-28-21
Receiving Yards..... 83, vs. Oregon State, 09-11-21
Receiving TDs..... 1, 3 times (last at Old Dominion, 10-01-22)
Long Reception 41, at Old Dominion 10-01-22



Shedro
LOUIS - RB
Jr. - 5-8 - 170
Immokalee, Fla. (Immokalee HS)

1

PLAYER NOTES

- Starting running back against Gardner-Webb and Virginia Tech
- Missed the UConn game due to the unexpected death of his father
- Led all running backs during the Arkansas game with 15 carries for 57 yards
- Had a career day at UMass, finishing the game with 3 rushing touchdowns
- Finished the Old Dominion game with a career-best 16 carries for 109 yards

CAREER STATS

	RUSHING							RECEIVING						
	GP	ATT	YDs	AVG/C	AVG/G	TD	LNG	REC	YDs	AVG/C	AVG/G	TD	LNG	
2019	11	1	-5	-5.0	-0.5	0	0	4	33	8.3	3.0	0	15	
2020	10	61	429	7.0	42.9	3	75	5	48	9.6	4.8	0	18	
2021	13	79	446	5.6	34.3	4	36	18	202	11.2	15.5	2	44	
2022	11	114	492	4.3	44.7	7	40	9	81	9.0	7.4	0	21	
Totals	45	255	1362	5.3	30.3	14	151	36	364	10.1	8.4	2	44	

2022 GAME-BY-GAME

	RUSHING				RECEIVING			
	ATT	YDs	TD	LNG	REC	YDs	TD	LNG
at Southern Miss	13	55	0	20	0	0	0	0
UAB	13	45	1	17	3	36	0	17
at Wake Forest	6	20	0	7	0	0	0	0
Akron	6	28	0	14	0	7	0	7
at ODU	16	109	0	40	0	0	0	0
at UMass	9	26	3	9	1	21	0	21
Gardner-Webb	6	15	1	7	0	0	0	0
BYU	10	35	2	11	1	3	0	3
at Arkansas	15	57	0	9	0	0	0	0
at UConn	Did not play							
Virginia Tech	9	64	0	29	1	6	0	6
New Mexico St.	11	38	0	8	3	15	0	11

2022 SEASON HIGHS

Rushes..... 16, at Old Dominion, 10-01-22
RushingYards..... 109, at Old Dominion, 10-01-22
Rushing TDs 3, at UMass, 10-08-22
Long Rush..... 40, at Old Dominion, 10-01-22
100-Yard Games 1, at Old Dominion, 10-01-22
Receptions 3, vs. UAB, 9-10-22 & vs. New Mexico State, 11-26-22
Receiving Yards..... 3, vs. UAB 09-10-22 & New Mexico State 11-26-22
Receiving TDs..... n/a
Long Reception 21, at UMass

CAREER HIGHS

Rushes..... 16, at Old Dominion, 10-01-22
RushingYards..... 170, at Syracuse, 10-17-20
Rushing TDs 3, at Massachusetts, 10-08-22
Long Rush..... 75, at Syracuse, 10-17-20
100-Yard Games 3 (last at Old Dominion, 10-01-22)
Receptions 3, 5 times (last vs. Louisiana, 11-20-21)
Receiving Yards..... 69, vs. Louisiana, 11-20-21
Receiving TDs..... 1, at Syracuse, 09-24-21 & at North Texas, 10-23-21
Long Reception 44, vs. Louisiana, 11-20-21

PLAYER PAGES - OFFENSE

RUNNING BACKS



T.J.
GREEN - RB
R-Sr. - 5-11 - 205
Chandler, Ariz. (Chandler HS/Utah)

2

PLAYER NOTES

- Missed Liberty's first five games due to injury
- Returned to the lineup against UMass, six carries for 39 yards
- First career 100-yard game at UConn (119 yards on 24 carries), 1 TD
- Offensive MVP of the 2021 LendingTree Bowl
- Led all running backs during the 2021 campaign with 477 rushing yards

CAREER STATS

	RUSHING						RECEIVING						
	GP	ATT	YDs	AVG/C	AVG/G	TD	LNG	REC	YDs	AVG/C	AVG/G	TD	LNG
2018	12	36	190	5.3	15.8	0	12	4	15	7.5	4.7	0	6
2019	13	23	68	3.0	5.2	1	17	0	0	0	0.0	0	0
2021	13	67	389	5.8	32.4	3	43	7	54	7.7	4.2	0	18
2022	6	118	229	5.3	38.2	2	31	5	36	7.2	6.0	0	13
Totals	19	118	706	6.0	37.2	6	43	12	90	7.5	4.7	0	18

2022 GAME-BY-GAME

	RUSHING				RECEIVING			
	ATT	YDs	TD	LNG	REC	YDs	TD	LNG
at Southern Miss	Did not play							
UAB	Did not play							
at Wake Forest	Did not play							
Akron	Did not play							
at ODU	Did not play							
at UMass	6	39	0	15	1	5	0	5
Gardner-Webb	2	4	0	4	0	0	0	0
BYU	Did not play							
at Arkansas	1	4	0	4	0	0	0	0
at UConn	24	119	1	16	4	13	0	13
Virginia Tech	1	8	0	8	0	0	0	0
New Mexico St.	9	55	1	31	0	0	0	0

2022 SEASON HIGHS

Rushes..... 24, at UConn, 11-12-22
Rushing Yards 119, at UConn, 11-12-22
Rushing TDs 1, at UConn 11-12-22 & vs. New Mexico State 11-26-22
Long Rush..... 31, vs. New Mexico State, 11-27-22
100-Yard Games 1, at UConn, 11-12-22
Receptions 4, at UConn, 11-12-22
Receiving Yards..... 31, at UConn 11-12-22
Receiving TDs.....n/a
Long Reception 13, at UConn, 11-12-22

CAREER HIGHS

Rushes..... 24, at UConn, 11-12-22
Rushing Yards 119, at UConn, 11-12-22
Rushing TDs 2, vs. UMass, 10-30-21
Long Rush..... 43, vs. Louisiana, 11-20-21
100-Yard Games 119, at UConn, 11-12-22
Receptions 4, at UConn, 11-12-22
Receiving Yards..... 18, at North Texas, 10-23-21 & vs. Campbell 09-04-21
Receiving TDs.....n/a
Long Reception 18, at North Texas, 10-23-21 & vs. Campbell 09-04-21



Malik
CAPER - RB
R-So. - 6-0 - 235
Hurst, Texas (Grapevine Faith Christian School)

23

PLAYER NOTES

- Versatile player on Liberty's roster, who came to the Mountain as a linebacker
- Has played in eight games in 2022
- Member of several of Liberty's special team units
- Finished the UConn game with eight carries for 18 yards, including a touchdown
- Two kickoff returns against Wake Forest

CAREER STATS

	RUSHING						RECEIVING						
	GP	ATT	Yds	AVG/C	AVG/G	TD	LNG	REC	YDs	AVG/C	AVG/G	TD	LNG
2019	2	0	0	0	0	0	0	0	0	0	0	0	0
2020	6	0	0	0	0	0	0	0	0	0	0	0	0
2021	5	2	5	2.5	1.0	0	4	0	0	0	0	0	0
2022	8	18	32	1.8	4.0	1	5	2	1	0.5	0.1	0	5
Totals	21	20	37	1.9	4.0	1	5	2	1	0.5	0.0	0	5

2022 GAME-BY-GAME

	RUSHING				RECEIVING			
	ATT	YDs	TD	LNG	REC	YDs	TD	LNG
at Southern Miss	Did not play							
UAB	2	-1	0	2	0	0	0	0
at Wake Forest	0	0	0	0	0	0	0	0
Akron	0	0	0	0	0	0	0	0
at ODU	0	0	0	0	0	0	0	0
at UMass	3	9	0	5	0	0	0	0
Gardner-Webb	Did not play							
BYU	4	7	0	4	0	0	0	0
at Arkansas	1	-1	0	0	0	0	0	0
at UConn	8	18	1	4	2	1	0	5
Virginia Tech	Did not play							
New Mexico St.	Did not play							

2022 SEASON HIGHS

Rushes..... 8, at UConn, 11-12-22
Rushing Yards 18, at UConn, 11-12-22
Rushing TDs 1, at UConn 11-12-22
Long Rush..... 5, at UMass, 10-08-22
100-Yard Gamesn/a
Receptions 2, at UConn, 11-22-22
Receiving Yards..... 1, at UConn, 11-22-22
Receiving TDs.....n/a
Long Reception 5, at UConn, 11-22-22

CAREER HIGHS

Rushes..... 8, at UConn, 11-12-22
Rushing Yards 18, at UConn, 11-12-22
Rushing TDs 1, at UConn 11-12-22
Long Rush..... 5, at UMass, 10-08-22
100-Yard Gamesn/a
Receptions 2, at UConn, 11-22-22
Receiving Yards..... 1, at UConn, 11-22-22
Receiving TDs.....n/a
Long Reception 5, at UConn, 11-22-22

PLAYER PAGES - OFFENSE

WIDE RECEIVERS



Demario
DOUGLAS - WR
R-So. - 5-8 - 170
Jacksonville, Fla. (Mandarin HS)

3

PLAYER NOTES

- 2021 and 2022 Paul Hornung Award watch list; 2022 Biletnikoff Award watch list
- Ranks No. 30 in the country in receiving yards (977) and No. 18 in receptions per game (6.1)
- Three 100-yard games in 2022 (124 yards at Wake Forest, 134 at UMass; 145 at Arkansas)
- Added two receiving TDs at Wake Forest; 203 all-purpose yards
- 105 rushing yards at UConn, including a 75-yard TD run

CAREER STATS

	RUSHING						RECEIVING							
	GP	ATT	YDs	AVG/C	AVG/G	TD	LNG	REC	YDs	AVG/C	AVG/G	TD	LNG	
2019	4	0	0	0.0	0.0	0	0	9	136	15.1	34.0	1	45	
2020	11	1	2	2.0	0.2	0	2	32	363	11.3	33.0	3	46	
2021	12	1	2	2.0	0.2	0	2	52	701	13.5	58.4	6	70	
2022	12	5	105	21.0	8.8	1	75	73	977	13.4	81.4	6	51	
Totals	39	7	109	15.6	2.8	1	75	166	2177	13.1	55.8	16	70	

2022 GAME-BY-GAME

	ATT	YDs	TD	LNG	REC	YDs	TD	LNG
at Southern Miss	1	3	0	3	5	97	2	51
UAB	0	0	0	0	3	51	0	39
at Wake Forest	0	0	0	0	7	124	2	38
Akron	0	0	0	0	5	40	0	14
at ODU	0	0	0	0	2	13	0	7
at UMass	0	0	0	0	4	134	1	51
Gardner-Webb	0	0	0	0	8	87	0	31
BYU	0	0	0	0	8	69	0	24
at Arkansas	1	-8	0	0	7	145	1	42
at UConn	2	105	1	75	8	70	0	16
Virginia Tech	0	0	0	0	9	69	0	12
New Mexico St.	1	5	0	5	7	78	0	19

2022 SEASON HIGHS

Receptions9, vs. Virginia Tech, 11-19-22
Receiving Yards.....145, at Arkansas, 11-05-22
Receiving TDs..... 2, at Southern Miss, 09-03-22 & at Wake Forest, 09-17-22
Long Reception 51, at Southern Miss, 09-03-22 & at UMass, 10-08-22
100-Yard Receiving Games 3
Rushes.....2, at UConn, 11-12-22
RushingYards.....105, at UConn, 11-12-22
Rushing TDs 1, at UConn, 11-12-22
Long Rush.....75, at UConn, 11-12-22
100-Yard Rushing Games..... 1, at UConn, 11-12-22

CAREER HIGHS

Receptions9, vs. Virginia Tech, 11-19-22
Receiving Yards.....156, vs. Middle Tennessee, 10-09-21
Receiving TDs..... 2, at Southern Miss, 09-03-22 & at Wake Forest, 09-17-22
Long Reception 70, at UAB, 10-02-21
100-Yard Games6 (last at Arkansas, 11-05-22)
Rushes.....2, at UConn, 11-12-22
RushingYards.....105, at UConn, 11-12-22
Rushing TDs 1, at UConn, 11-12-22
Long Rush.....75, at UConn, 11-12-22
100-Yard Rushing Games..... 1, at UConn, 11-12-22



CJ
DANIELS - WR
R-So. - 6-2 - 205
Lilburn, Ga. (Parkview HS)

4

PLAYER NOTES

- Has seen playing time in only three games in 2022 due to injury
- Is available for the bowl game after the coaching staff maintained a possible redshirt season
- Ranked second on Liberty's roster in 2021 with 37 receptions for 629 yards
- Led all receivers in 2021 with seven touchdown receptions
- Finished the 2020 as a true freshman with 11 receptions for 220 yards and three touchdowns

CAREER STATS

	GP	REC	YDs	AVG/C	AVG/G	TD	LNG
2020	11	11	220	20.0	20.0	3	56
2021	12	36	590	16.4	49.2	7	40
2022	3	3	38	12.7	12.7	1	25
Totals	26	51	892	17.5	33.0	11	56

2022 GAME-BY-GAME

	REC	YDs	TD	LNG
at Southern Miss	Did not play			
UAB	Did not play			
at Wake Forest	Did not play			
Akron	0	0	0	0
at ODU	1	8	0	8
at UMass	Did not play			
Gardner-Webb	Did not play			
BYU	2	30	1	25
at Arkansas	Did not play			
at UConn	Did not play			
Virginia Tech	Did not play			
New Mexico St.	Did not play			

2022 SEASON HIGHS

Receptions 2, vs. BYU, 10-22-22
Receiving Yards.....30, vs. BYU, 10-22-22
Receiving TDs..... 1, vs. BYU, 10-22-22
Long Reception 25, vs. BYU, 10-22-22
100-Yard Gamesn/a

CAREER HIGHS

Receptions8, vs. Army, 11-27-21
Receiving Yards.....135, at North Texas, 10-23-21
Receiving TDs..... 2, 3 times (last at North Texas, 10-23-21)
Long Reception56, vs. Western Carolina, 11-14-20
100-Yard Games 2, at North Texas, 10-23-21 & vs. Army, 11-27-21

PLAYER PAGES - OFFENSE

WIDE RECEIVERS



Noah
FRITH - WR
R-Jr. - 6-4- 200
Woodstock, Ga. (Woodstock HS)

5

PLAYER NOTES

- Recorded career-high 75 yards on three catches vs. UAB, had 51 YAC
- Career-best four receptions vs. GWU, including a career-long (60 yards)
- Recorded four receptions for 70 yards against BYU
- Matched his career high with four receptions for 74 yards against Virginia Tech
- One of eight players on the roster with multiple TD receptions (2) in 2021

CAREER STATS

	GP	REC	YDs	AVG/C	AVG/G	TD	LNG
2018	4	1	9	9.0	2.2	0	9
2019	9	15	291	19.4	32.3	3	53
2020	6	16	211	13.2	35.2	2	28
2021	12	16	189	11.8	15.8	2	49
2022	12	25	446	17.8	37.2	1	60
Totals	43	73	700	15.7	26.7	8	60

2022 GAME-BY-GAME

	REC	YDs	TD	LNG
at Southern Miss	2	13	0	8
UAB	2	75	0	46
at Wake Forest	1	9	0	9
Akron	1	32	0	32
at ODU	1	11	0	11
at UMass	1	32	0	32
Gardner-Webb	4	97	0	60
BYU	4	70	0	40
at Arkansas	1	16	1	16
at UConn	3	32	0	20
Virginia Tech	4	74	0	27
New Mexico St.	2	17	0	11

2022 SEASON HIGHS

Receptions 4, 3 times (last vs. Virginia Tech 11-19-22)
Receiving Yards..... 97, vs. Gardner-Webb, 10-15-22
Receiving TDs..... 1, at Arkansas, 11-05-22
Long Reception 60, vs. Gardner-Webb, 10-15-22
100-Yard Games n/a

CAREER HIGHS

Receptions 4, 4 times (last vs. Virginia Tech 11-19-22)
Receiving Yards..... 97, vs. Gardner-Webb, 10-15-2
Receiving TDs..... 1, 8 times (last at Arkansas, 11-05-22)
Long Reception 60, vs. Gardner-Webb, 10-15-22
100-Yard Games n/a



Jaivian
LOFTON - WR
Jr. - 6-1 - 200
Rancho Cucamonga, Calif. (Rancho Cucamonga HS/Chaffey College)

6

PLAYER NOTES

- Has appeared in two games, with one start
- Started season opener vs. Campbell, totaled career bests in catches (3) and receiving yards and caught his first career TD (27 yards)
- Played in the game against Louisiana after missing nine straight games
- Appeared in five games in 2020, had three catches for 51 yards
- Made career-long 34-yard grab vs. ULM at home in 2020 (Oct. 10, 2020)

CAREER STATS

	GP	REC	YDs	AVG/C	AVG/G	TD	LNG
2020	5	3	51	17.0	10.2	0	34
2021	3	3	51	17.0	17.0	1	27
2022	10	10	102	10.2	10.2	2	34
Totals	18	6	204	12.8	11.3	3	34

2022 GAME-BY-GAME

	REC	YDs	TD	LNG
at Southern Miss	1	-1	0	0
UAB	0	0	0	0
at Wake Forest	0	0	0	0
Akron	4	47	0	13
at ODU	2	44	1	34
at UMass	0	0	0	0
Gardner-Webb	2	6	0	4
BYU	Did not play			
at Arkansas	Did not play			
at UConn	0	0	0	0
Virginia Tech	0	0	0	0
New Mexico St.	1	6	1	6

2022 SEASON HIGHS

Receptions 4, vs. Akron, 9-24-22
Receiving Yards..... 47, vs. Akron, 9-24-22
Receiving TDs..... 1, at ODU, 10-1-22 & vs. New Mexico St. 11-26-22
Long Reception 34, at ODU, 10-1-22
100-Yard Games n/a

CAREER HIGHS

Receptions 4, vs. Akron, 9-24-22
Receiving Yards..... 51, vs. Campbell, 09-04-21
Receiving TDs..... 1, 3 times (last vs. New Mexico St. 11-26-22)
Long Reception 34, vs. ULM, 10-10-20 & at ODU, 10-1-2
100-Yard Games n/a

PLAYER PAGES - OFFENSE

WIDE RECEIVERS



Caleb
SNEAD - WR
R-Sr. - 6-3-203
Lynchburg, Va. (Haritage HS/Campbell)

8

PLAYER NOTES

- Missed five games (Akron, Old Dominion, UMass, GWU and BYU)
- Finished the New Mexico State game with a season-high six receptions for 45 yards
- Surpassed 2,500 career receiving yards with 59 yards on three catches at Wake Forest
- Had a breakout year in 2021 at Campbell, leading the team with 1,067 receiving yards on 73 receptions with 10 touchdowns, transferred to Liberty
- Earned FCS All-America honors and AP 3rd Team All-America in 2021

CAREER STATS

	GP	REC	YDs	AVG/C	AVG/G	TD	LNG
2018	11	45	810	18.0	73.6	9	73.6
2019	9	29	544	19.1	61.6	6	44
2021	11	73	1067	14.6	97.0	10	67
2022	7	17	180	10.6	25.7	0	27
Totals	38	164	2611	15.9	68.7	25	70

2022 GAME-BY-GAME


	REC	YDs	TD	LNG
at Southern Miss	3	29	0	14
UAB	0	0	0	0
at Wake Forest	3	59	0	27
Akron	Did not play			
at ODU	Did not play			
at UMass	Did not play			
Gardner-Webb	Did not play			
BYU	Did not play			
at Arkansas	2	14	0	7
at UConn	2	22	0	14
Virginia Tech	1	11	0	11
New Mexico St.	6	45	0	10

2022 SEASON HIGHS

Receptions 6, vs. New Mexico St. 11-26-22
Receiving Yards..... 59, at Wake Forest, 9-17-22
Receiving TDs..... n/a
Long Reception 27, at Wake Forest, 9-17-22
100-Yard Gamesn/a

CAREER HIGHS

Receptions 11, at James Madison, 11-06-21
Receiving Yards..... 198, at James Madion, 11-06-21
Receiving TDs..... 2, 5 times (last vs. James Madison, 11-06-21)
Long Reception 70, at Georgetown, 09-08-18
100-Yard Games 6, (last vs. James Madison, 11-06-21)



CJ
YARBROUGH - WR
R-Jr. - 6-3 -195
Tanner, Ala. (East Limestone HS)

13

PLAYER NOTES

- Career-high 94 receiving yards and a TD at Old Dominion
- Had three catches for 36 yards in 2022 season debut at Southern Miss
- Made two catches for 36 yards at Wake Forest
- Opted out of the 2021 season
- Left the program after the 2020 season to focus his time in the ROTC program

CAREER STATS

	GP	REC	YDs	AVG/C	AVG/G	TD	LNG
2019	4	6	124	20.7	31.0	0	47
2020	7	17	268	15.8	38.3	1	32
2022	10	15	214	14.3	21.4	2	41
Totals	21	38	606	15.9	28.9	3	47

2022 GAME-BY-GAME

	REC	YDs	TD	LNG
at Southern Miss	3	36	0	25
UAB	1	19	0	19
at Wake Forest	2	36	0	19
Akron	1	4	0	4
at ODU	4	94	1	41
at UMass	1	8	0	8
Gardner-Webb	0	0	0	0
BYU	Did not play			
at Arkansas	Did not play			
at UConn	1	3	1	3
Virginia Tech	0	0	0	0
New Mexico St.	2	14	0	8

2022 SEASON HIGHS

Receptions 4, at ODU, 10-01-22
Receiving Yards..... 94, at ODU, 10-01-22
Receiving TDs..... 1, at ODU, 10-01-22 & at UConn, 11-12-22
Long Reception 41, at ODU, 10-01-22
100-Yard Gamesn/a

CAREER HIGHS

Receptions 5, at Virginia Tech, 11-07-20
Receiving Yards..... 94, at ODU, 10-01-22
Receiving TDs..... 1, 3 times (last at UConn 11-12-22)
Long Reception 47, at Virginia, 11-23-19
100-Yard Gamesn/a

PLAYER PAGES - OFFENSE

WIDE RECEIVERS



Khaleb
COLEMAN - WR
R-Sr. - 6-2 - 230
Washington, D.C. (Woodrow Wilson HS)

17

PLAYER NOTES

- Saw playing time in the first eight games before missing the UConn and Virginia Tech contests
- Two receptions for 31 yards against Akron, including a 22-yard touchdown reception
- Six-yard reception during Liberty's win over BYU
- Played in a career-high 10 games in 2022
- Battled injuries each of his previous four seasons, missing 20-plus games in his playing career

CAREER STATS

	GP	REC	YDs	AVG/C	AVG/G	TD	LNG
2018	9	11	126	1.5	14.0	1	29
2019	8	5	47	9.4	5.9	0	47
2020	1	0	0	0	0	0	0
2021	5	1	63	63.0	12.6	1	63
2022	10	3	37	12.3	3.7	1	22
Totals	33	14	185	13.2	5.0	2	39

2022 GAME-BY-GAME

	REC	YDs	TD	LNG
at Southern Miss	0	0	0	0
UAB	0	0	0	0
at Wake Forest	0	0	0	0
Akron	2	31	1	22
at ODU	0	0	0	0
at UMass	0	0	0	0
Gardner-Webb	0	0	0	0
BYU	1	6	0	6
at Arkansas	0	0	0	0
at UConn	Did not play			
Virginia Tech	Did not play			
New Mexico St.	0	0	0	0

2022 SEASON HIGHS

Receptions 2, vs. Akron 9-24-22
Receiving Yards.....31, vs. Akron 9-24-22
Receiving TDs.....1,vs. Akron 9-24-22
Long Reception 22, vs. vs. Akron 9-24-22
100-Yard Gamesn/a

CAREER HIGHS

Receptions7, vs. Idaho St., 10-20-18
Receiving Yards..... 63, vs. UMass, 10-30-21
Receiving TDs.....1, 3 times (last vs. Akron 9-24-22)
Long Reception 63, vs. UMass, 10-30-21
100-Yard Gamesn/a



Treon
SIBLEY - WR
R-So. - 6-0 - 210
Akron, Ohio (Coventry HS)

21

PLAYER NOTES

- Versatile player on Liberty's roster, playing both running back and wide receiver in 2022
- Recorded a reception in seven different games this season
- 30-yard touchdown catch against Akron
- Finished the Arkansas game with two receptions (27 yards), including an 18-yard touchdown play
- Also a member of several special team units and has five tackles on the year

CAREER STATS

	GP	REC	YDs	AVG/C	AVG/G	TD	LNG
2019	2	0	0	0.0	0.0	0	0
2020	9	0	0	0.0	0.0	0	0
2021	12	6	86	14.3	7.2	1	33
2022	12	8	144	18.0	12.0	2	30
Totals	35	14	230	16.4	6.6	3	33

2022 GAME-BY-GAME

	REC	YDs	TD	LNG
at Southern Miss	0	0	0	0
UAB	0	0	0	0
at Wake Forest	0	0	0	0
Akron	1	30	1	30
at ODU	1	21	0	21
at UMass	2	41	0	29
Gardner-Webb	0	0	0	0
BYU	1	13	0	13
at Arkansas	2	27	1	18
at UConn	0	0	0	0
Virginia Tech	1	12	0	12
New Mexico St.	0	0	0	0

2022 SEASON HIGHS

Receptions 2, at UMass, 10-08-22 & at Arkansas, 11-05-22
Receiving Yards.....41, at UMass, 10-08-22
Receiving TDs..... 1, vs. Akron, 09-24-22 & at Arkansas, 11-05-22
Long Reception30, vs. Akron, 09-24-22
100-Yard Gamesn/a

CAREER HIGHS

Receptions 2, 4 times, last at Arkansas, 11-05-22
Receiving Yards.....44, at UAB, 10-02-21
Receiving TDs..... 1, 3 times, last at Arkansas 11-05-22
Long Reception33, at UAB, 10-02-21
100-Yard Gamesn/a

PLAYER PAGES - OFFENSE

TIGHT ENDS/FULLBACK



Bentley
HANSHAW
R-Jr. - 6-5 - 250
Moorpark, Calif. (Moorpark HS/BYU)

15

PLAYER NOTES

- Ranks third among Liberty's tight ends with four receptions
- Had a reception in each of the last three games of the regular season
- Finished the Virginia Tech game with a season-best 25-yard reception
- Transferred to Liberty from BYU

CAREER STATS

	GP	REC	YDs	AVG/C	AVG/G	TD	LNG
2022	12	4	44	11.0	3.7	0	25
Totals	12	4	44	11.0	3.7	0	25

2022 GAME-BY-GAME

	REC	YDs	TD	LNG
at Southern Miss	1	6	0	6
UAB	0	0	0	0
at Wake Forest	0	0	0	0
Akron	0	0	0	0
at ODU	0	0	0	0
at UMass	0	0	0	0
Gardner-Webb	0	0	0	0
BYU	0	0	0	0
at Arkansas	0	0	0	0
at UConn	1	5	0	5
Virginia Tech	1	25	0	25
New Mexico St.	1	8	0	8

2022 SEASON HIGHS

Receptions1, 4 times (last vs. New Mexico St., 11-26-22)
Receiving Yards.....25, vs. Virginia Tech, 11-19-22
Receiving TDs.....n/a
Long Reception25, vs. Virginia Tech, 11-19-22

CAREER HIGHS

Receptions1, 4 times (last vs. New Mexico St., 11-26-22)
Receiving Yards.....25, vs. Virginia Tech, 11-19-22
Receiving TDs.....n/a
Long Reception25, vs. Virginia Tech, 11-19-22



Michael
BOLLINGER
R-Sr. - 6-1 - 245
Spartanburg, S.C. (Boiling Spring HS)

30

PLAYER NOTES

- One of Liberty's most experienced players with 55 career games played
- Had one reception each year for the last four seasons
- Had a touchdown reception in three out of the last four seasons
- Has put up career numbers during his final season on the Mountain with three receptions for 22 yards
- His fourth career touchdown reception was for four yards against UMass this year

CAREER STATS

	GP	REC	YDs	AVG/C	AVG/G	TD	LNG
2017	6	0	0	0.0	0.0	0	0
2018	12	1	18	18.0	1.5	1	18
2019	3	1	19	19.0	6.3	1	19
2020	9	1	13	12.0	1.4	1	13
2021	13	1	0	9.0	0.7	0	9
2022	12	3	22	7.3	1.8	1	14
Totals	55	7	81	11.6	11.5	4	19

2022 GAME-BY-GAME

	REC	YDs	TD	LNG
at Southern Miss	1	4	0	4
UAB	0	0	0	0
at Wake Forest	0	0	0	0
Akron	0	0	0	0
at ODU	1	14	0	14
at UMass	1	4	1	4
Gardner-Webb	0	0	0	0
BYU	0	0	0	0
at Arkansas	0	0	0	0
at UConn	0	0	0	0
Virginia Tech	0	0	0	0
New Mexico St.	0	0	0	0

2022 SEASON HIGHS

Receptions1, 3 times (last at UMass, 10-08-22)
Receiving Yards.....14, at ODU, 10-01-22
Receiving TDs.....1, at UMass, 10-08-22
Long Reception14, at ODU, 10-01-22

CAREER HIGHS

Receptions1, 7 times (last at UMass, 10-08-22)
Receiving Yards.....19, vs. Buffalo, 09-17-19
Receiving TDs.....1, 4 times (last at UMass, 10-08-22)
Long Reception19, vs. Buffalo, 09-17-19

PLAYER PAGES - OFFENSE

TIGHT ENDS/FULLBACK



Austin
HENDERSON
R-So. - 6-6 - 240
Nashville, Tenn. (Ensworth HS/Minnesota)

83

PLAYER NOTES

- Ranks second among Liberty's tight ends with five receptions
- Two receptions for 17 yards against BYU, including a 12-yard touchdown
- 25-yard reception against UConn
- Member of several of Liberty's special team units
- Transferred to Liberty from Minnesota

CAREER STATS

	GP	REC	YDs	AVG/C	AVG/G	TD	LNG
2020	1	0	0	0	0	0	0
2022	12	5	50	10.0	4.2	1	25
Totals	13	5	50	10.0	3.8	1	25

2022 GAME-BY-GAME

	REC	YDs	TD	LNG
at Southern Miss	0	0	0	0
UAB	0	0	0	0
at Wake Forest	0	0	0	0
Akron	0	0	0	0
at ODU	1	1	0	1
at UMass	0	0	0	0
Gardner-Webb	0	0	0	0
BYU	2	17	1	12
at Arkansas	1	7	0	7
at UConn	1	25	0	25
Virginia Tech	0	0	0	0
New Mexico St.	0	0	0	0

2021 SEASON HIGHS

Receptions 2, vs. BYU, 10-22-22
Receiving Yards.....25, at UConn, 11-12-22
Receiving TDs.....1, vs. BYU, 10-22-22
Long Reception 25, at UConn, 11-22-22

CAREER HIGHS

Receptions 2, vs. BYU, 10-22-22
Receiving Yards.....25, at UConn, 11-12-22
Receiving TDs.....1, vs. BYU, 10-22-22
Long Reception 25, at UConn, 11-22-22



Jerome
JACKSON - TE
R-Sr. - 6-3 - 255
Fort Worth, Texas (Timber Creek HS)

88

PLAYER NOTES

- Leads all Liberty's tight ends with 15 receptions on the year
- Had one catch for 17 yards in at Southern Miss and caught the game-winning two-point conversion in the fourth OT
- Finished with a career-high three receptions for 20 yards against Virginia Tech
- Recorded three receptions against New Mexico State (24 yards)
- Caught his seventh career touchdown against Gardner-Webb

CAREER STATS

	GP	REC	YDs	AVG/C	AVG/G	TD	LNG
2018	12	1	10	10.0	0.8	0	10
2019	13	3	15	5.0	1.2	2	9
2020	11	9	75	8.3	6.8	2	19
2021	11	4	14	3.5	1.3	2	5
2022	12	15	120	8.0	10.0	1	17
Totals	59	32	234	7.3	4.0	7	19

2022 GAME-BY-GAME

	REC	YDs	TD	LNG
at Southern Miss	1	17	0	17
UAB	1	2	0	2
at Wake Forest	1	9	0	9
Akron	0	0	0	0
at ODU	0	0	0	0
at UMass	0	0	0	0
Gardner-Webb	1	7	1	7
BYU	1	8	0	8
at Arkansas	2	15	0	9
at UConn	2	18	0	15
Virginia Tech	3	20	0	10
New Mexico St.	3	24	0	11

2022 SEASON HIGHS

Receptions3, vs. Virginia Tech 11-19-22 and vs. New Mexico St., 11-26-22
Receiving Yards..... 24, vs. New Mexico St., 11-26-22
Receiving TDs..... 1, vs. Gardner Webb, 10-15-22
Long Reception 17, at Southern Miss, 09-03-22
100-Yard Gamesn/a

CAREER HIGHS

Receptions3, vs. Virginia Tech 11-19-22 and vs. New Mexico St., 11-26-22
Receiving Yards..... 24, vs. New Mexico St., 11-26-22
Receiving TDs..... 1, 7 times (last vs. Gardner Webb, 10-15-22)
Long Reception19, vs. ULM, 10-10-20
100-Yard Gamesn/a

PLAYER PAGES - OFFENSE

QUARTERBACKS



Kaidon
SALTER - QB
R-Fr. - 6-1 - 190
Cedar Hill, Texas (Cedar Hill HS/Tennessee)

7

- PLAYER NOTES**
- Starter in three of Liberty's 12 games in 2022 with a 2-1 starting quarterback record
 - Missed five out of six games (Akron, UMass, GWU, BYU, Arkansas); returned to complete 10-of-19 attempts for 170 yards and 2 TDs at Old Dominion
 - Completed 19-of-34 passes for a career-best 256 yards, 2 TDs, 2 INTs while adding 15 carries for 77 yards and a career-best 43-yard run (TD) at Wake Forest
 - Led Liberty to a season-opening road win over Southern Miss, where he had 213 total offensive yards (65 rushing, 148 passing with 2 TDs)
 - Redshirted after seeing playing time in two games in 2021 (39 passing yards/1 TD, 53 rushing yards), transferred to Liberty from Tennessee

CAREER STATS

	PASSING								RUSHING							
	GP	C	ATT	INT	PCT	YDs	AVG/G	TDs	LNG	ATT	YDs	AVG/G	TDs	LNG		
2021	2	1	2	0	50.0	39	26.5	1	39	5	53	26.5	0	38		
2022	7	75	129	5	58.1	1004	143.4	7	51	59	222	31.7	2	43		
Totals	9	76	131	5	58.0	1043	115.9	8	51	64	275	30.6	2	43		

2022 GAME-BY-GAME


	PASSING				RUSHING			
	CMP	ATT	INT	PCT	YDS	TD	LNG	
at Southern Miss	8	13	1	61.5	148	2	51	9
UAB	13	25	0	52.0	202	0	46	14
at Wake Forest	19	34	2	55.9	258	2	38	17
Akron	Did not play							
at ODU	10	19	2	52.6	170	2	41	3
at UMass	Did not play							
Gardner-Webb	Did not play							
BYU	Did not play							
at Arkansas	Did not play							
at UConn	1	3	0	33.3	6	0	6	2
Virginia Tech	12	18	0	66.7	119	0	23	10
New Mexico St.	12	17	0	70.6	101	1	19	6

2022 SEASON HIGHS

Pass Attempts	34, at Wake Forest, 9-17-22
Completions	19, at Wake Forest, 9-17-22
Passing Yards	258, at Wake Forest, 9-17-22
Passing TDs	2, 3 times (last at ODU, 10-01-22)
Interceptions	2, at Wake Forest, 9-17-22 & at ODU, 10-01-22
Long Pass	51, at Southern Miss, 09-03-22
300-Yard Passing Games	n/a
Rushes	17, at Wake Forest, 9-17-22
Rushing Yards	79, vs. UAB, 09-10-22
Rushing TDs	2, 3 times (last at ODU, 10-01-22)
Long Rush	43, at Wake Forest, 9-17-22
100-Yard Rushing Games	n/a

CAREER HIGHS

Pass Attempts	34, at Wake Forest, 9-17-22
Completions	19, at Wake Forest, 9-17-22
Passing Yards	258, at Wake Forest, 9-17-22
Passing TDs	2, 3 times (last at ODU, 10-01-22)
Interceptions	2, at Wake Forest, 9-17-22 & at ODU, 10-01-22
Long Pass	51, at Southern Miss, 09-03-22
300-Yard Passing Games	n/a
Rushes	17, at Wake Forest, 9-17-22
Rushing Yards	79, vs. UAB, 09-10-22
Rushing TDs	2, 3 times (last at ODU, 10-01-22)
Long Rush	43, at Wake Forest, 9-17-22
100-Yard Rushing Games	n/a



Nate
HAMPTON - QB
R-Fr. - 6-6 - 235
Advance, N.C. (Davie County HS)

10

- PLAYER NOTES**
- Has seen playing time in five games in 2022
 - Finished the UMass game, completing 3-of-5 passing attempts for a season-high 76 yards
 - Carried the ball five times for 19 yards during Liberty's home win over Akron
 - Saw playing time in one game as a true freshman in 2021

CAREER STATS

	PASSING								RUSHING							
	GP	C	ATT	INT	PCT	YDs	AVG/G	TDs	LNG	ATT	YDs	AVG/G	TDs	LNG		
2021	1	1	4	0	25.0	63	63.0	1	63	4	30	30.0	0	12		
2022	5	3	8	0	37.5	39	25.3	0	76	13	19	3.8	0	7		
Totals	6	4	12	0	33.3	63	34.8	1	139	17	49	8.2	0	19		

2022 GAME-BY-GAME

	PASSING				RUSHING			
	CMP	ATT	INT	PCT	YDS	TD	LNG	
at Southern Miss	Did not play							
UAB	0	0	0	n/a	n/a	n/a	n/a	1
at Wake Forest	Did not play							
Akron	0	1	0	0.0	0	0	0	5
at ODU	0	0	0	n/a	n/a	n/a	n/a	1
at UMass	3	5	0	60.0	76	0	39	4
Gardner-Webb	0	2	0	0.0	0	0	0	2
BYU	Did not play							
at Arkansas	Did not play							
at UConn	Did not play							
Virginia Tech	Did not play							
New Mexico St.	Did not play							

2022 SEASON HIGHS

Pass Attempts	5, at UMass, 10-08-22
Completions	3, at UMass, 10-08-22
Passing Yards	76, at UMass, 10-08-22
Passing TDs	n/a
Interceptions	n/a
Long Pass	39, at UMass, 10-08-22
300-Yard Passing Games	n/a
Rushes	5, vs Akron, 09-24-22
Rushing Yards	19, vs. Akron, 09-24-22
Rushing TDs	n/a
Long Rush	7, vs. Akron, 09-24-22
100-Yard Rushing Games	n/a

CAREER HIGHS

Pass Attempts	5, at UMass, 10-08-22
Completions	3, at UMass, 10-08-22
Passing Yards	76, at UMass, 10-08-22
Passing TDs	1, vs. UMass, 10-30-21
Interceptions	n/a
Long Pass	63, vs. UMass, 10-30-21
300-Yard Passing Games	n/a
Rushes	5, vs Akron, 09-24-22
Rushing Yards	30, vs. UMass, 10-30-21
Rushing TDs	n/a
Long Rush	12, vs. UMass, 10-30-21
100-Yard Rushing Games	n/a

QUARTERBACKS



Johnathan
BENNETT - QB
R-Jr. - 6-0 - 220
Summerville, S.C. (Summerville HS)

11

PLAYER NOTES

- Starter in seven of Liberty's 12 games in 2022 with a 5-2 starting quarterback record
- Had a career day during Liberty's win over BYU with a career-best 24 completions (24-of-29) and a career-high 247 passing yards with a touchdown
- Threw for a career-high three touchdowns during Liberty's win over Arkansas, finishing the game 15-of-25 with 224 passing yards
- Led Liberty to a road win at UMass, finishing with 183 passing yards and a career-best with 2 TDs passes, along rushed for a career-high 50 yards
- Completed 7-of-9 passing attempts at Old Dominion during the second half; threw a 41-yard TD pass to Dae Dae Hunter with five minutes left to seal the win

CAREER STATS

	PASSING							RUSHING						
	GP	C	ATT	INT	PCT	YDs	AVG/G	TDs	LNG	ATT	YDs	AVG/G	TDs	LNG
2019	2	2	5	0	40.0	11	5.5	0	7	1	2	1.0	0	2
2020	4	4	5	1	80.0	77	19.3	1	34	2	-3	-1.5	0	2
2021	0	15	33	2	45.5	299	33.2	4	64	3	2	0.5	1	4
2022	11	131	224	9	58.5	1534	139.5	12	60	76	181	16.5	2	23
Totals	26	152	267	12	56.9	1921	73.9	17	64	83	182	7.0	3	23

2022 GAME-BY-GAME

	PASSING				RUSHING				
	CMP	ATT	INT	PCT	YDS	TD	LNG	ATT	YDS
at Southern Miss	7-18	2		38.9	37	0	12	11	46
UAB	Did not play								
at Wake Forest	0-3	1		0.0	0	0	0	1	-9
Akron	13-27	1		48.1	152	2	3	6	-9
at ODU	7-9	0		77.8	98	1	41	3	-11
at UMass	9-18	0		50.0	183	2	51	9	50
Gardner-Webb	17-30	2		56.7	222	1	60	9	-2
BYU	24-29	1		82.8	247	2	40	8	46
at Arkansas	15-25	1		60.0	224	3	42	9	18
at UConn	23-37	1		62.1	201	1	25	5	25
Virginia Tech	8-15	0		53.3	98	0	27	9	20
New Mexico St.	8-13	0		61.5	72	0	12	6	7

2022 SEASON HIGHS

Pass Attempts	37, at UConn, 11-12-22
Completions	24, vs. BYU, 10-22-22
Passing Yards	247, vs. BYU, 10-22-22
Passing TDs	3, at Arkansas, 11-05-22
Interceptions	2, at Southern Miss, 09-03-22 & vs. Gardner-Webb, 10-15-22
Long Pass	60, vs. Gardner-Well, 10-15-22
300-Yard Passing Games	n/a
Rushes	11, at Southern Miss, 09-03-22
Rushing Yards	50, at UMass, 10-08-22
Rushing TDs	1, at Southern Miss, 09-03-22 & Virginia Tech, 11-19-22
Long Rush	23, at UMass, 10-08-22
100-Yard Rushing Games	n/a

CAREER HIGHS

Pass Attempts	37, at UConn, 11-12-22
Completions	24, vs. BYU, 10-22-22
Passing Yards	247, vs. BYU, 10-22-22
Passing TDs	1, 4 times (last at North Texas, 10-23-21)
Interceptions	2, at Southern Miss, 09-03-22 & vs. Gardner-Webb, 10-15-22
Long Pass	64, vs. Eastern Michigan, 12-18-21
300-Yard Passing Games	n/a
Rushes	11, at Southern Miss, 09-03-22
Rushing Yards	50, at UMass, 10-08-22
Rushing TDs	1, 3 times (last vs. Virginia Tech, 11-19-22)
Long Rush	4, vs. Campbell, 09-04-21
100-Yard Rushing Games	n/a



Charlie
BREWER - QB
R-Sr. - 6-1 - 210
Austin, Texas (Lake Travis HS/Utah)

16

PLAYER NOTES

- Starter in two of Liberty's 12 games in 2022 with a 1-1 starting quarterback record
- Left Liberty's season opener against Southern Miss in the first quarter after suffering an injury - completed 3-of-4 passes for 18 yards and had three rushes for 13 yards in his limited action,
- After missing six games, Brewer briefly returned to the lineup for three snaps during Liberty's win over BYU, did not play against Arkansas, UConn or Virginia Tech
- Transferred to Liberty from Utah - Played in three games for Utah in 2021, completing 48-of-79 passing attempts for 484 yards and three touchdowns
- Played for four seasons at Baylor (2017-20), finishing his career with the Bears with 9,700 passing yards and 65 touchdowns

CAREER STATS

	PASSING								RUSHING						
	GP	C	ATT	INT	PCT	YDs	AVG/G	TDs	LNG	ATT	YDs	AVG/G	TDs	LNG	
2017	8	139	204	4	68.1	1562	195.3	11	51	65	166	20.8	0	51	
2018	13	240	390	9	61.5	3019	232.2	19	75	133	375	28.8	7	38	
2019	14	251	389	7	64.5	3161	225.8	21	78	147	344	24.6	11	26	
2020	9	198	321	8	61.6	1958	217.6	14	62	107	154	17.1	4	20	
2021	3	48	79	3	60.8	484	161.3	3	37	12	16	5.3	0	19	
2022	3	8	13	1	61.5	52	17.3	0	15	7	23	7.7	0	11	
Totals	50	884	1396	32	63.3	10236	204.7	68	78	471	1078	21.6	22	51	

2022 GAME-BY-GAME

	PASSING				RUSHING				
	CMP	ATT	INT	PCT	YDS	TD	LNG	ATT	YDS
at Southern Miss	3-4	0		75.0	18	0	11	3	13
UAB	Did not play								
at Wake Forest	Did not play								
Akron	Did not play								
at ODU	Did not play								
at UMass	Did not play								
Gardner-Webb	Did not play								
BYU	0-0	0		0.00	0	0	0	2	0
at Arkansas	Did not play								
at UConn	Did not play								
Virginia Tech	Did not play								
New Mexico St.	5-9	1		55.6	34	0	15	2	10

2022 SEASON HIGHS

Pass Attempts	9, vs. New Mexico St., 11-26-22
Completions	5, vs. New Mexico St., 11-26-22
Passing Yards	34, vs. New Mexico St., 11-26-22
Passing TDs	n/a
Interceptions	1, vs. New Mexico St., 11-26-22
Long Pass	15, vs. New Mexico St., 11-26-22
300-Yard Passing Games	n/a
Rushes	5, vs. New Mexico St., 11-26-22
Rushing Yards	34, vs. New Mexico St., 11-26-22
Rushing TDs	n/a
Long Rush	15, vs. New Mexico St.
100-Yard Rushing Games	n/a

CAREER HIGHS

Pass Attempts	63, vs. Texas Tech, 11-11-17
Completions	43, vs. Texas Tech, 11-11-17
Passing Yards	417, vs. Texas Tech, 11-11-17
Passing TDs	3, 10 times (last vs. Iowa State, 9-28-19)
Interceptions	3, vs. West Virginia, 10-25-18 & vs. Texas Tech 10-12-19)
Long Pass	78, at Oklahoma St., 10-19-19
300-Yard Passing Games	10 times, last at Kansas State, 11-28-20
Rushes	23, vs. Kansas State, 11-28-20
Rushing Yards	109, vs. Vanderbilt, 12-27-18
Rushing TDs	3, vs Texas Tech, 10-12-19
Long Rush	51, at TCU, 11-24-17
100-Yard Rushing Games	n/a

PLAYER PAGES - OFFENSE

OFFENSIVE LINEMEN



Jonathan
GRAHAM - OL
R-So - 6-5 - 325
La Plata, Md. (La Plata HS)

52

PLAYER NOTES

- Career Games Played: 47
- Career Games Started: 9
- Consecutive Starts: 0
- Snap Count: 521-of-885/58.9 percent (by PFF.com)
- Overall Grade: 63.3 (by PFF.com)
- Started eight games during the year at left guard
- One of Liberty's more experienced players (47 career games played)



Brendan
SCHLITTLER - OL
R-So. - 6-5 - 315
Eureka, Mo. (Eureka HS)

55

PLAYER NOTES

- Career Games Played: 36
- Career Games Started: 22
- Consecutive Starts: 13
- Snap Count: 742-of-885/83.8 percent (by PFF.com)
- Overall Grade: 63.8 (by PFF.com)
- Started in all 12 games and has Liberty's longest offensive line starting streak (26 games)
- 2022 Outland Trophy Watch List (Best College Football Interior Lineman)
- 2022 Phil Steele Preseason All-Independent first team



Cam
REDDY - OL
R-Sr. - 6-5 - 315
Franklin, Mass. (Lawrence Academy/Colorado State)

60

PLAYER NOTES

- Career Games Played: 29
- Career Games Started: 28
- Consecutive Starts: 12
- Snap Count: 762-of-885/86.1 percent (by PFF.com)
- Overall Grade: 62.7 (by PFF.com)
- Started his 12th straight game at center against New Mexico State
- Transferred to Liberty from Colorado State
- 2020 and 2021 All-Mountain West honorable mention
- 2020 Rimington Trophy Award watch list



Nassir
WATKINS - OL
R-Sr. - 6-6 - 320
Bowie, Md. (Our Lady of Good Counsel HS/Kentucky)

65

PLAYER NOTES

- Career Games Played: 35
- Career Games Started: 15
- Consecutive Starts: 8
- Snap Count: 747-of-885/84.4 percent (by PFF.com)
- Overall Grade: 69.1 (by PFF.com)
- Has started in 11 out of 12 games in 2022, missed the Akron game
- Saw playing time in 25 games during five seasons at Kentucky
- Finished the 2019 season with 12 knockdowns and helped Kentucky set a single-season school record with 3,624 rushing yards, 36 rushing touchdowns and averaging 6.3 yards per carry



X'Zauvea
GADLIN - OL
R-Sr. - 6-4 - 315
Grand Praire, Texas (Mansfield Summit HS/Tulsa)

73

PLAYER NOTES

- Career Games Played: 41
- Career Games Started: 33
- Consecutive Starts: 12
- Snap Count: 885-of-885/100.0 percent (by PFF.com)
- Overall Grade: 78.8 (by PFF.com)
- Played on all 885 snaps during the 2022 regular season
- Started in all 12 games in 2022 (11 games at right tackle, one at left guard)
- Transferred to Liberty from Tulsa, where he played in 29 games (22 starts)



Cooper
MCCAWE - OL
R-Jr. - 6-5 - 305
Southlake, Texas (Grapeville Faith Christian School)

77

PLAYER NOTES

- Career Games Played: 60
- Career Games Started: 28
- Consecutive Starts: 1
- Snap Count: 376-of-885/42.5 percent (by PFF.com)
- Overall Grade: 62.1 (by PFF.com)
- Liberty's most experienced offensive lineman (60 career games/27 career starts)
- 2021 and 2022 Earl Campbell Tyler Rose Award watch list
- 2020 Phil Steele Postseason All-Independent second team



John
KOURTIS - OL
R-Jr. - 6-5 - 320
Toronto, Ontario, Canada (Canada Prep)

79

- Career Games Played: 34
- Career Games Started: 0
- Consecutive Starts: 0
- Snap Count: 125-of-885/14.1 percent (by PFF.com)
- Overall Grade: 62.0 (by PFF.com)
- Experienced reserve player at the center (35 career games played)
- Four-year backup to Thomas Sargeant, who started 60 consecutive games (2017-21)

PLAYER PAGES - SPECIAL TEAMS



Max
MORGAN - K/P
So. - 6-3 - 225
Greenville, S.C. (Christ Church Episcopal School)

37

PLAYER NOTES

- Did not see any playing time during the 2022 season
- Has played in 10 career games
- Started five games at punter during the 2021 season when Aidan Alves was injured
- Finished the 2021 season averaging 42.9 yards per punt (25 punts, 1,072 yards)
- Six punts for 50+ yards and 7-of-25 punts inside the opponent's 20-yard line (28.0 percent)

CAREER STATS

	G	NO.	YDs	LNG	AVG.	50+	I20
2021	10	25	1072	62	42.9	6	7
2022	Did not play						
Totals	10	25	1072	62	42.9	6	7

CAREER HIGHS

Punts5, at Syracuse, 09-24-21
Punting Yards.....220, at Syracuse, 09-24-21
Longest Punt62, vs. Middle Tennessee, 10-09-21



Nick
BROWN - K
R-Fr. - 6-4 - 155
Frisco, Texas (Centennial HS)

42

PLAYER NOTES

- Starting kicker for Liberty (field goals and extra points) for the 2022 season
- Led Liberty in scoring during the regular season (72 points)
- Finished the regular season a perfect 39-of-39 on point after attempts
- Made two field goals in five different games during the season 2022
- Finished the BYU game with a career-high 11 points (two field goals and five extra points)

CAREER STATS

	FIELD GOALS								PATs		SCORING		
	G	MADE	ATT	PCT	LNG	0-29	30-39	40-49	50+	MADE	ATT	PTS	PTS/G
2021	1	0	0	0.0	0	0-0	0-0	0-0	0-0	0	0	0	0.0
2022	12	11	18	61.1	49	3-3	5-8	3-3	0-3	39	39	72	5.9
Totals	13	11	4	61.1	49	3-3	5-8	3-3	0-3	39	39	72	5.9

2022 GAME-BY-GAME

	FIELD GOALS			PATs		
	MADE	ATT	LNG	MADE	ATT	PTS
at Southern Miss	2	3	32	3	3	9
UAB	0	1	n/a	3	3	3
at Wake Forest	2	4	47	2	4	8
Akron	0	1	n/a	3	3	3
at ODU	1	2	49	5	5	8
at UMass	0	0	n/a	5	5	5
Gardner-Webb	0	0	n/a	3	3	3
BYU	2	2	37	5	5	11
at Arkansas	0	0	n/a	3	3	3
at UConn	2	2	34	3	3	9
Virginia Tech	2	2	47	2	2	8
New Mexico St.	0	1	n/a	1	1	1

2022 SEASON HIGHS

Points Scored 11, vs. BYU, 10-22-22
PATs Made: 5, 3 times, last vs. BYU, 10-22-22
FGs Made:2, 5 times (last vs. Virginia Tech, 11-19-22)
Long Field Goal:49, at ODU, 10-01-22

CAREER HIGHS

Points Scored 11, vs. BYU, 10-22-22
PATs Made: 5, 3 times, last vs. BYU, 10-22-22
FGs Made:2, 5 times (last vs. Virginia Tech, 11-19-22)
Long Field Goal:49, at ODU, 10-01-22

PLAYER PAGES - SPECIAL TEAMS



Aidan
ALVES - P
R-Sr. - 6-1 - 205
Dillsburg, Pa. (Northern York HS)

46

PLAYER NOTES

- 2019 and 2022 Ray Guy Award watch list member
- Average 40 or more yards per punt in 9-of-12 games for the 2022 season
- Finished the regular season with 21-of-56 punts inside the opponent 20-yard line (37.5 percent), including three games in a row with a punt at the 1-yard line
- 2021 LendingTree Bowl Special Teams MVP
- Finished 2021 season averaging career-best 42.7 yards per punt

CAREER STATS

	G	NO.	YDs	LNG	AVG.	50+	I20
2018	12	66	2444	73	37.0	7	23
2019	13	54	2245	73	41.6	9	11
2020	11	26	1088	56	41.8	6	8
2021	9	22	939	66	42.7	5	9
2022	12	56	2321	64	41.1	3	20
Totals	57	224	9037	73	40.3	28	70

2022 GAME-BY-GAME

	NO.	YDs	LNG	AVG.	I20
at Southern Miss	5	217	59	43.4	2
UAB	7	261	44	37.3	3
at Wake Forest	2	84	48	42.0	1
Akron	6	283	64	47.2	2
at ODU	4	172	47	43.0	1
at UMass	5	201	48	40.2	2
Gardner-Webb	8	329	58	41.1	1
BYU	1	49	49	49.0	1
at Arkansas	6	251	47	41.8	3
at UConn	3	112	45	47.3	3
Virginia Tech	6	215	46	35.8	2
New Mexico St.	3	147	60	49.0	1

2022 SEASON HIGHS

Punts8, vs. Gardner-Webb, 10-15-22
Punting Yards.....329, vs. Gardner-Webb, 10-15-22
Longest Punt

CAREER HIGHS

Punts9, 2 times, vs. Troy, 10-13-18 & vs. New Mexico State, 11-24-18
Punting Yards.....351, vs. Syracuse, 08-31-19
Longest Punt73, 2 times, vs. Idaho State, 10-20-18 & vs. Hampton, 09-21-19



Brayden
BECK - K
So. - 5-11 - 180
Carrollton, Texas (Hebron HS)

85

PLAYER NOTES

- Missed all games during the 2022 season with an injury
- Saw playing time in the last nine games of the 2021, missed first 11 games of 2022 season
- Finished season connecting on 4-of-5 field goal attempts (80.0 percent), led team in FGs in 2021
- Ended year knocking down 34-of-37 point-after attempts

CAREER STATS

	FIELD GOALS								PATs		SCORING		
	G	MADE	ATT	PCT	LNG	0-29	30-39	40-49	50+	MADE	ATT	PTS	PTS/G
2021	8	3	4	75.0	37	1-1	2-3	0-0	0-0	29	31	38	4.8
2022	Did not play												
Totals	8	3	4	75.0	37	1-1	2-3	0-0	0-0	29	31	38	4.8

CAREER HIGHS

Points Scored.....8, vs. UMass, 10-30-21
PATs Made:8, vs. UMass, 10-30-21
FGs Made:1, 3 times (last vs. Army, 11-27-21)
Long Field Goal:37, vs. Middle Tennessee, 10-09-21

PLAYER PAGES - SPECIAL TEAMS



Jason
STRICKER - K/P
R-So. - 6-1 - 190
Waxhaw, N.C. (Marvin Ridge HS)

90

PLAYER NOTES

- Starting kicker for Liberty (kickoffs) for the 2022 season
- Handled all but one of Liberty's kickoffs during the season
- Averaged 62.6 yards per kickoff
- 41-of-63 kickoffs resulted in a touchback (65.1 percent)
- Participated in Senior Day activities against New Mexico State and kicked the final extra point of the regular season

CAREER STATS

	FIELD GOALS							PATs			SCORING		
	G	MADE	ATT	PCT	LNG	0-29	30-39	40-49	50+	MADE	ATT	PTS	PTS/G
2020	1	0	0	0.0	0	0	0	0	0	1	2	1	1.0
2021	7	0	0	0.0	0	0	0	0	0	0	1	0	0.0
2022	12	0	0	0	0	0	0	0	0	1	2	1	.08
Totals	20	0	0	0	0	0	0	0	0	2	5	2	.36

2022 GAME-BY-GAME

	KICKOFFS		
	NO.	YDS	TB
at Southern Miss	5	298	1
UAB	4	247	1
at Wake Forest	5	325	5
Akron	4	259	3
at ODU	7	426	6
at UMass	7	443	5
Gardner-Webb	4	260	4
BYU	8	486	8
at Arkansas	5	320	5
at UConn	6	368	6
Virginia Tech	5	314	5
New Mexico St.	3	195	3

2022 SEASON HIGHS

Points Scored..... 1, vs. New Mexico St., 11-26-22
PATs Made: 1, vs. New Mexico St., 11-26-22
FGs Made: n/a
Long Field Goal: n/a

CAREER HIGHS

Points Scored..... 8, vs. UMass, 10-30-21
PATs Made: 8, vs. UMass, 10-30-21
FGs Made: 1, 3 times (last vs. Army, 11-27-21)
Long Field Goal: 37, vs. Middle Tennessee, 10-09-21



Austin
MOCK - LS
R-Jr. - 6-2 - 240
Lynchburg, Va. (Liberty Christian Academy)

41

PLAYER NOTES

- Career Games Played: 60
- Career Games Started: 60
- Consecutive Starts: 60
- 2022 Patrick Mannelly Award semifinals
- Liberty's starting long snapper for 60-consecutive games (every game since the 2018 season)
- 2021 and 2022 Patrick Mannelly Award watch list
- 2021 Phil Steele Postseason All-Independent first team
- 2022 Phil Steele Preseason All-Independent first team

PLAYER PAGES - SPECIAL TEAMS



Shedro
LOUIS - KR
Jr. - 5-8 - 170
Immokalee, Fla. (Immokalee HS)

1

PLAYER NOTES

- Ranks No. 1 in school history with 76 career kickoff returns
- Ranks No. 17 in the country in kickoff returns (24.9 yards per return)
- Ranks No. 37 in the country in combined kick return yardage (424)
- Matched his career-long with a 97-yard kickoff return for a touchdown against Virginia Tech
- Also had a 97-yard kickoff return for a touchdown against Maine in 2019

CAREER STATS

	G	NO.	YDs	AVG.	TDs	LNG
2019	11	24	662	27.6	1	97
2020	10	14	354	25.3	0	51
2021	13	21	423	20.1	0	53
2022	11	17	424	24.9	1	97
Totals	45	76	1863	24.5	2	97

2022 GAME-BY-GAME

	NO.	YDs	AVG.	TD	LNG
at Southern Miss	3	72	24.0	0	32
UAB	1	32	32.0	0	32
at Wake Forest	0	0	0.0	0	0
Akron	1	22	22.0	0	22
at ODU	2	33	16.5	0	17
at UMass	3	52	17.3	0	25
Gardner-Webb	0	0	0.0	0	0
BYU	1	19	19.0	0	19
at Arkansas	0	0	0.0	0	0
at UConn	Did not play				
Virginia Tech	2	123	61.5	1	97
New Mexico St.	4	71	17.8	0	32

2022 SEASON HIGHS

Long Kick Return..... 97 (TD), vs. Virginia Tech, 11-19-22

CAREER HIGHS

Long Kick Return.....97 (TD), vs. Maine, 10-19-19 & vs. Virginia Tech 11-19-22



Demario
DOUGLAS - KR/PR
R-So. - 5-8 - 170
Jacksonville, Fla. (Mandarin HS)

3

PLAYER NOTES

- 2021 and 2022 Paul Hornung Award watch list; 2022 Biletnikoff Award watch list
- Enters the bowl game with 3,004 career all-purpose yards (2,117 receiving, 382 punt return, 336 kickoff return)
- Liberty's all-time career leader with 54 punt returns
- Ranks No. 33 in the country in all-purpose yards (117.83 per game)
- Ranks No. 45 nationally in punt returns (4.3 yards per return)

CAREER STATS

	Kickoff Returns						Punt Returns				
	G	NO.	YDs	AVG.	TDs	LNG	NO.	YDs	AVG.	TDs	LNG
2019	4	0	0	0.0	0	0	0	0	0.0	0	0
2020	11	1	18	18.0	0	0	15	166	11.1	1	73
2021	12	2	59	29.5	0	42	23	143	6.2	1	72
2022	12	12	259	21.6	0	37	17	73	4.3	0	32
Totals	39	15	336	22.4	0	42	55	382	6.9	2	73

2022 GAME-BY-GAME

	Kickoff Returns					Punt Returns				
	NO.	YDs	AVG.	TD	LNG	No.	Yds.	AVG.	TD	LNG
at Southern Miss	0	0	0.0	0	0	1	5	5.0	0	5
UAB	0	0	0.0	0	0	2	34	17.0	0	28
at Wake Forest	4	79	19.8	0	35	0	0	0.0	0	0
Akron	1	24	24.0	0	24	2	9	4.5	0	9
at ODU	0	0	0.0	0	0	2	-10	-5.0	0	0
at UMass	1	30	30.0	0	30	2	9	4.5	0	14
Gardner-Webb	1	15	15.0	0	15	4	11	2.75	0	12
BYU	0	0	0.0	0	0	0	0	0.0	0	0
at Arkansas	1	21	21.0	0	21	1	0	0.0	0	0
at UConn	3	53	17.7	0	30	1	-8	0.0	0	0
Virginia Tech	1	37	37.0	0	37	1	-9	0.0	0	0
New Mexico St.	0	0	0.0	0	0	1	32	32.0	0	32

2022 SEASON HIGHS

Long Kick Return 37, vs. Virginia Tech, 11-19-22
Long Punt Return 32, vs. New Mexico State, 11-26-22

CAREER HIGHS

Long Kick Return 42, vs. Louisiana, 11-20-21
Long Punt Return 73 (TD) vs. Louisiana-Monroe, 10-10-20

PLAYER PAGES - DEFENSE

DEFENSIVE ENDS



Stephen
SINGS V - DE
R-So. - 6-3 - 255
Charlotte, N.C. (Zebulson B. Vance HS)

3

PLAYER NOTES

- Saw playing time in 11 games, missing the regular season finale against New Mexico State
- Finished the UMass game with a career-best best 2.0 sacks
- Two stops in the season-opener at Southern Miss, including a six-yard sack
- Recorded a pair of solo stops against Virginia Tech and another solo tackle against Arkansas
- Saw playing time in 12 games in 2021; finished the season with 25 tackles (13 solo, 12 assisted)

CAREER STATS

	GP	UA	A	TOT	TFL	SACK	FF	FR	BRUP	QBH
2020	10	7	3	10	3.0	2.5	0	0	1	1
2021	12	13	12	25	3.0	1.0	0	1	0	0
2022	11	9	4	13	3.5	3.5	0	0	3	0
Totals	33	29	19	48	9.5	7.0	0	1	4	1

2022 GAME-BY-GAME

	UA	A	TOT	TFL	SACK	FF	FR	BRUP	QBH
at Southern Miss	1	1	2	1.0	1.0	0	0	0	0
UAB	0	1	1	0.0	0.0	0	0	0	0
at Wake Forest	0	1	1	0.5	0.5	0	0	0	0
Akron	0	1	1	0.0	0.0	0	0	0	0
at ODU	0	0	0	0.0	0.0	0	0	0	0
at UMass	2	0	2	2.0	2.0	0	0	1	0
Gardner-Webb	1	0	1	0.0	0.0	0	0	0	0
BYU	0	0	0	0.0	0.0	0	0	1	0
at Arkansas	1	0	1	0.0	0.0	0	0	0	0
at UConn	1	1	2	0.0	0.0	0	0	0	0
Virginia Tech	2	0	2	0.0	0.0	0	0	1	0
New Mexico St.	Did not play								

2022 SEASON HIGHS

Tackles: 2, 3 times (last vs. Virginia Tech, 11-19-22)
Sacks: 2.0, vs. UMass, 10-08-22
Tackles for loss: 2.0, vs. UMass, 10-08-22
Double Digit Tackle Games n/a

CAREER HIGHS

Tackles: 5, at ULM, 10-16-21
Sacks: 2.0, vs. UMass, 10-08-22
Tackles for loss: 2.0, vs. UMass, 10-08-22
Double Digit Tackle Games n/a



Treshaun
CLARK - DE
Jr. - 6-1 - 250
Cape Coral, Fla. (Cape Coral HS)

10

PLAYER NOTES

- Missed three games due to an injury (UMass, Gardner-Webb and BYU)
- Returned to the lineup against Arkansas, finishing the game with two tackles
- Had a season-high five stops against UAB, including 1.5 sacks
- Matched his season high with five stops against Akron and New Mexico State
- 2022 Phil Steele Preseason All-Independent Team

CAREER STATS

	GP	UA	A	TOT	TFL	SACK	FF	FR	BRUP	QBH
2019	13	25	14	39	8.5	5.5	1	0	0	1
2020	11	23	15	38	10.0	5.5	1	0	1	6
2021	12	23	16	39	8.5	2.5	0	0	1	2
2022	9	13	16	29	5.5	4.0	0	1	1	1
Totals	46	84	65	149	33.0	17.5	2	1	3	10

2022 GAME-BY-GAME

	UA	A	TOT	TFL	SACK	FF	FR	BRUP	QBH
at Southern Miss	1	3	4	0.0	0.0	0	0	0	0
UAB	4	1	5	1.5	1.5	0	0	0	0
at Wake Forest	0	2	2	0.5	0.0	0	0	0	0
Akron	1	4	5	1.5	1.5	0	0	0	0
at ODU	1	0	1	1.0	1.0	0	0	0	0
at UMass	Did not play								
Gardner-Webb	Did not play								
BYU	Did not play								
at Arkansas	1	0	1	1.0	1.0	0	0	0	0
at UConn	0	3	3	0.5	0.0	0	0	0	1
Virginia Tech	1	1	2	0.0	0.0	0	0	0	0
New Mexico St.	4	1	5	0.0	0.0	0	1	0	0

2022 SEASON HIGHS

Tackles: 5, 3 times (last vs. New Mexico State, 11-26-22)
Sacks: 1.5, vs. UAB, 9-10-22 & Akron, 9-24-22
Tackles for loss: 1.5, vs. UAB, 9-10-22 & Akron, 9-24-22
Double Digit Tackle Games n/a

CAREER HIGHS

Tackles: 9, vs. Army, 11-27-21
Sacks: 2.0, at New Mexico State, 10-05-19
Tackles for loss: 2.5, at New Mexico State, 10-05-19
Double Digit Tackle Games n/a

PLAYER PAGES - DEFENSE

DEFENSIVE ENDS



Durrell
JOHNSON - DE
Sr. - 6-3 - 240
Baltimore, Md. (Overlea HS /ASA College)

11

PLAYER NOTES

- 2022 Walter Camp All-America second-team honoree; Ted Hendricks Award Watch List
- Ranks No. 1 in the tackles for a loss (1.9 per game/22.5 TFLs), No. 3 in fumble recoveries (3) and No. 35 in sacks (0.67 per game)
- Had a career day during Liberty's win against Arkansas, leading the team with nine tackles, while matching a career-high with 3.5 TFLs and 2.0 sacks
- Matched a career-high 3.5 TFL/2.5 sack performance against Akron (five total tackles)
- Had an interception, forced fumble, a pass breakup and five tackles (four solo, one assisted) in Liberty's win at Southern Miss in the season opener

CAREER STATS

	GP	UA	A	TOT	TFL	SACK	FF	FR	BRUP	QBH
2020	11	25	13	38	11.5	8.5	1	0	1	6
2021	9	16	9	25	6.0	0.0	0	0	1	2
2022	12	32	17	49	22.5	8.0	1	3	4	2
Totals	32	73	39	112	40.0	16.5	2	3	6	10

2022 GAME-BY-GAME

	UA	A	TOT	TFL	SACK	FF	FR	BRUP	QBH
at Southern Miss	4	1	5	2.0	0.0	1	1	1	0
UAB	4	1	5	3.0	1.0	0	0	0	1
at Wake Forest	1	1	2	0.5	0.0	0	0	1	0
Akron	4	1	5	3.5	2.5	0	0	0	1
at ODU	0	2	2	0.5	0.0	0	1	0	0
at UMass	0	2	2	1.0	0.5	0	0	0	0
Gardner-Webb	3	2	5	1.5	1.0	0	0	0	0
BYU	1	1	2	0.0	0.0	0	0	0	2
at Arkansas	4	5	9	3.5	2.0	0	0	0	0
at UConn	5	1	6	3.0	0.0	0	1	0	0
Virginia Tech	4	0	4	3.0	1.0	0	0	0	0
New Mexico St.	2	0	2	1.0	0.0-0	0	0	0	0

2022 SEASON HIGHS

Tackles: 9, at Arkansas, 11-05-22
Sacks: 2.5, vs. Akron, 9-24-22
Tackles for loss: 3.5, vs. Akron, 9-24-22 & at Arkansas, 11-05-22
Double Digit Tackle Games n/a

CAREER HIGHS

Tackles: 9, at Arkansas, 11-05-22
Sacks: 2.5, vs. FIU, 09-26-20 & vs. Akron, 9-24-22
Tackles for loss: 3.5, 3times (last time vs. Arkansas, 11-05-22)
Double Digit Tackle Games n/a



Khristian
ZACHARY - DE
So. - 6-2 - 270
Fayetteville, Ga. (Carrollton HS)

77

PLAYER NOTES

- Started three games in place of TreShaun Clark at DE (UMass, Gardner-Webb, BYU)
- During his three starts, he finished each game with an assisted stop, including a shared sack against UMass
- Posted one tackle in five different games in 2022
- Finished the Arkansas game with season-high three tackles, 1.0 TFL
- Four-star recruit as ranked by ESPN.com out of high school

CAREER STATS

	GP	UA	A	TOT	TFL	SACK	FF	FR	BRUP	QBH
2021	5	2	2	4	2	0.5	0	0	0	0
2022	11	2	6	8	1.5	0.5	0	0	0	2
Totals	16	4	8	12	3.5	1.0	0	0	0	2

2022 GAME-BY-GAME

	UA	A	TOT	TFL	SACK	FF	FR	BRUP	QBH
at Southern Miss	1	0	1	0.0	0.0	0	0	0	0
UAB	0	0	0	0.0	0.0	0	0	0	1
at Wake Forest	0	0	0	0.0	0.0	0	0	0	0
Akron	0	0	0	0.0	0.0	0	0	0	0
at ODU	0	1	1	0.0	0.0	0	0	0	0
at UMass	0	1	1	0.5	0.5	0	0	0	0
Gardner-Webb	0	1	1	0.0	0.0	0	0	0	1
BYU	0	1	1	0.0	0.0	0	0	0	0
at Arkansas	1	2	3	0.0	0.0	0	0	0	0
at UConn	0	0	0	0.0	0.0	0	0	0	0
Virginia Tech	Did not play								
New Mexico St.	0	0	0	0.0	0.0	0	0	0	2

2022 SEASON HIGHS

Tackles: 3, at Arkansas 11-05-22
Sacks: 0.5, at UMass 10-08-22
Tackles for loss: 0.5, at UMass 10-08-22
Double Digit Tackle Games n/a

CAREER HIGHS

Tackles: 3, vs. Campbell, 9-4-21 & at Arkansas, 11-05-22
Sacks: 0.5, vs. Eastern Michigan, 12-18-21 & at UMass 10-08-22
Tackles for loss: 1.5, vs. Campbell, 09-04-21
Double Digit Tackle Games n/a

PLAYER PAGES - DEFENSE

DEFENSIVE ENDS



CJ
BAZILE, JR. - DE
Fr. - 6-2 - 240
Miami, Fla. (Miramar HS)

98

PLAYER NOTES

- Saw playing time in six of the final seven games of the regular season
- Finished the UMass game with three tackles, including an assisted tackle for a loss
- Recorded assisted tackles against Gardner-Webb and BYU
- Three-star recruit as ranked by 247Sports.com out of high school
- Set a school record with 21 sacks during his senior season

CAREER STATS

	GP	UA	A	TOT	TFL	SACK	FF	FR	BRUP	QBH
2022	6	3	2	5	1.5	0	0	0	0	0
Totals	6	3	2	5	1.5	0	0	0	0	0

2022 GAME-BY-GAME

	UA	A	TOT	TFL	SACK	FF	FR	BRUP	QBH
at Southern Miss	Did not play								
UAB	Did not play								
at Wake Forest	Did not play								
Akron	Did not play								
at ODU	Did not play								
at UMass	1	2	3	0.5	0.0	0	0	0	0
Gardner-Webb	1	0	1	0.0	0.0	0	0	0	0
BYU	1	0	1	1.0	0.0	0	0	0	0
at Arkansas	0	0	0	0.0	0.0	0	0	0	0
at UConn	Did not play								
Virginia Tech	0	0	0	0.0	0.0	0	0	0	0
New Mexico St.	0	0	0	0.0	0.0	0	0	0	0


2022 SEASON HIGHS

Tackles: 3, at UMass, 10-08-22
Sacks:n/a
Tackles for loss:..... 1.0, vs. BYU, 10-22-22
Double Digit Tackle Games.....n/a

CAREER HIGHS

Tackles: 3, at UMass, 10-08-22
Sacks:n/a
Tackles for loss:..... 1.0, vs. BYU, 10-22-22
Double Digit Tackle Games.....n/a

DEFENSIVE LINEMAN



Dre
BUTLER - DT
Sr. - 6-5 - 300
Covington, Ga. (Newton HS /Auburn)

5

PLAYER NOTES

- Saw playing time in all 12 games during his first season with the Flames
- Began his Liberty career with a season-high seven stops during Liberty's 4 OT win over Southern Miss (four solo, three assisted)
- Four stops at Old Dominion (two solo, two assisted) while adding 1.0 sacks and a forced fumble
- Three tackles during Liberty's road win at Arkansas, including an assisted sack
- Transferred to Liberty from Auburn during the offseason

CAREER STATS

	GP	UA	A	TOT	TFL	SACK	FF	FR	BRUP	QBH
2020	9	5	9	14	2.0	1.0	0	0	0	0
2021	4	2	4	6	0.0	0.0	0	0	0	0
2022	12	12	10	22	2.0	1.5	1	1	1	1
Totals	25	19	23	42	4.0	2.5	1	1	1	1

2022 GAME-BY-GAME

	UA	A	TOT	TFL	SACK	FF	FR	BRUP	QBH
at Southern Miss	4	3	7	0.0	0.0	0	0	0	0
UAB	1	2	3	0.0	0.0	0	1	0	0
at Wake Forest	1	0	1	0.0	0.0	0	0	0	0
Akron	0	1	1	0.0	0.0	0	0	0	1
at ODU	2	2	4	1.0	1.0	1	0	0	0
at UMass	1	0	1	0.0	0.0	0	0	0	0
Gardner-Webb	1	0	1	0.0	0.0	0	0	0	0
BYU	0	0	0	0.0	0.0	0	0	0	0
at Arkansas	1	2	3	1.0	0.5	0	0	1	0
at UConn	1	0	1	0.0	0.0	0	0	0	0
Virginia Tech	0	0	0	0.0	0.0	0	0	0	0
New Mexico St.	0	0	0	0.0	0.0	0	0	0	0

2022 SEASON HIGHS

Tackles: 7, at Southern Miss, 09-03-22
Sacks: 1.0, at Old Dominion, 10-01-22
Tackles for loss:..... 1.0, 2 times, at Old Dominion, 10-01-22 & Arkansas 11-05-22
Double Digit Tackle Games.....n/a

CAREER HIGHS

Tackles: 7, at Southern Miss, 09-03-22
Sacks: 1.0, 2 times, at Old Dominion, 10-01-22 & at Mississippi State, 12-12-20
Tackles for loss:..... 1.0, 4 times (last at Arkansas, 11-05-22)
Double Digit Tackle Games.....n/a

PLAYER PAGES - DEFENSE

DEFENSIVE LINEMAN



Dennis
OSAGIEDE - NG
R-Sr. - 5-11 - 290
Nacogdoches, Texas (River Point HS/Stephen F. Austin)

90

PLAYER NOTES

- Ranks No. 78 in the country in sacks (0.50 per game), including a season-high 2.0 sacks against Gardner-Webb
- Finished the UMass game with 1.5 sacks, while adding three tackles (1 solo, 2 assisted) and 2.0 TFLs
- Began his Liberty career by finishing the Southern Miss game with five stops, including a tackle for a loss in the 4 OT win
- Three stops against UAB (2 solo, 1 assisted), including an eight-yard sacks
- Transferred to Liberty from Stephen F. Austin, where he played 11 games in 2021; started his career at UMass (20 games/2018-19 seasons)

CAREER STATS

	GP	UA	A	TOT	TFL	SACK	FF	FR	BRUP	QBH
2018	10	4	11	15	0.0	0	0	0	0	0
2019	10	12	18	30	2.0	1.0	1	0	0	1
2020	10	15	16	31	5.5	2.0	0	0	1	6
2021	12	13	25	38	8.0	4.0	0	1	0	3
2022	12	12	22	34	12.5	6.0	0	0	0	1
Totals	54	56	92	148	28	13	1	1	1	11

2022 GAME-BY-GAME

	UA	A	TOT	TFL	SACK	FF	FR	BRUP	QBH
at Southern Miss	1	4	5	1.0	0.0	0	0	0	0
UAB	2	1	3	1.5	1.0	0	0	0	0
at Wake Forest	0	2	2	0.0	0.0	0	0	0	0
Akron	0	4	4	0.5	0.5	0	0	0	1
at ODU	1	1	2	1.0	1.0	0	0	0	0
at UMass	1	2	3	2.0	1.5	0	0	0	0
Gardner-Webb	1	4	5	2.5	2.0	0	0	0	0
BYU	0	0	0	0.0	0.0	0	0	0	0
at Arkansas	0	2	2	1.0	0.0	0	0	0	0
at UConn	1	1	2	1.0	0.0	0	0	0	0
Virginia Tech	2	1	3	0.0	0.0	0	0	0	0
New Mexico St.	3	0	3	2.0	6.0	0	0	0	0

2022 SEASON HIGHS

Tackles:5, at Southern Miss, 09-03-22 & vs. Garnder-Webb, 10-15-22
Sacks:2.0, vs. Garnder-Webb, 10-15-22
Tackles for loss:2.5, vs. Garnder-Webb, 10-15-22
Double Digit Tackle Games0

CAREER HIGHS

Tackles:8, vs. Eastern Kentucky, 11-06-21
Sacks:2.0, vs. Garnder-Webb, 10-15-22
Tackles for loss:2.5, vs. Garnder-Webb, 10-15-22 & at Memphis, 11-15-20
Double Digit Tackle Games0



Kendy
CHARLES - DT
R-So. - 6-0 - 275
Orange Park, Fla. (Orange Park HS)

91

PLAYER NOTES

- Had a career day against BYU, leading the Flames with a career-high eight stops (five solo, three assisted) and a QB hurry
- Recorded at least a shared tackle for a loss in nine of 12 games in 2022
- Finished the Arkansas game with seven tackles (2 solo, 5 asst.) while adding 1.5 TFLs and 0.5 sacks
- Started in season-opening win at Southern Miss, tallied seven tackles (four solo, three as-sisted) and had one TFL
- Finished the Virginia Tech game with six stops, 1.5 sacks (14 yards loss), including a sack that resulted in a safety

CAREER STATS

	GP	UA	A	TOT	TFL	SACKS	FF	FR	BRUP	QBH
2020	5	2	0	2	1.0	0.0	0	0	0	0
2021	11	11	10	21	7.0	5.0	0	0	0	1
2022	12	26	32	58	10.0	5.5	1	0	1	3
Totals	28	39	42	81	18.0	10.5	1	0	1	4

2022 GAME-BY-GAME

	UA	A	TOT	TFL	SACK	FF	FR	BRUP	QBH
at Southern Miss	3	3	6	1.0	0.0	0	0	0	0
UAB	3	1	4	0.5	0.5	1	0	0	0
at Wake Forest	1	1	2	1.5	0.5	0	0	0	0
Akron	1	3	4	0.5	0.5	0	0	0	2
at ODU	1	3	4	0.0	0.0	0	0	1	0
at UMass	1	1	2	0.5	0.0	0	0	0	0
Gardner-Webb	1	5	6	1.5	1.0	0	0	0	0
BYU	5	3	8	0.0	0.0	0	0	0	1
at Arkansas	2	5	7	1.5	0.5	0	0	0	0
at UConn	1	3	4	0.0	0.0	0	0	0	0
Virginia Tech	5	1	6	1.5	1.5	0	0	0	0
New Mexico St.	2	3	5	1.5	1.0	0	0	0	0

2022 SEASON HIGHS

Tackles:8, vs. BYU, 11-22-22
Sacks:1.5, vs. Virginia Tech, 11-19-22
Tackles for loss:1.5, 5 times (last vs. New Mexico State, 11-26-22
Double Digit Tackle Gamesn/a

CAREER HIGHS

Tackles:8, vs. BYU, 11-22-22
Sacks:3.0, vs. Old Dominion, 09-18-21
Tackles for loss:3.0, vs. Old Dominion, 09-18-21
Double Digit Tackle Gamesn/a

PLAYER PAGES - DEFENSE

DEFENSIVE LINEMEN



Jay
HARDY - NG
R-Fr. - 6-3 - 320
Chattanooga, Tenn. (McCallie HS/Auburn)

94

PLAYER NOTES

- Has seen action in all 12 games at nose guard
- Started season-opener at Southern Miss
- Posted a career-high four tackles, all solo, and had a tackle for loss in win over Gardner-Webb
- Sat out 2021 season after transferring from Auburn
- Played against Northwestern in the 2020 Citrus Bowl as a member of the Auburn Tigers
- Ranked No. 1 prospect in Tennessee by Rivals coming out of high school

CAREER STATS

	GP	UA	A	TOT	TFL	SACKS	FF	FR	BRUP	QBH
2020	1	0	0	0	0	0.0	0	0	0	0
2022	12	6	7	13	1.5	0.0	0	0	1	1
Totals	13	6	7	13	1.5	0.0	0	0	1	1

2022 GAME-BY-GAME

	UA	A	TOT	TFL	SACK	FF	FR	BRUP	QBH
at Southern Miss	0	0	0	0.0	0.0	0	0	0	0
UAB	0	1	0	0.0	0.0	0	0	0	0
at Wake Forest	0	0	0	0.0	0.0	0	0	0	0
Akron	0	1	0	0.0	0.0	0	0	0	1
at ODU	0	1	0	0.0	0.0	0	0	0	0
at UMass	0	1	0	0.0	0.0	0	0	0	0
Gardner-Webb	4	0	4	1.0	0.0	0	0	0	0
BYU	0	0	0	0.0	0.0	0	0	0	0
at Arkansas	0	2	2	0.0	0.0	0	0	0	0
at UConn	0	0	0	0.0	0.0	0	0	0	0
Virginia Tech	1	0	1	0.0	0.0	0	0	1	0
New Mexico St.	1	1	2	0.5	0.0	0	0	0	0

2022 SEASON HIGHS

Tackles: 4, vs. Gardner-Webb, 10-15-22
Sacks:n/a
Tackles for loss:.....1.0, vs. Gardner-Webb, 10-15-22
Double Digit Tackle Games.....n/a

CAREER HIGHS

Tackles: 4, vs. Gardner-Webb, 10-15-22
Sacks:n/a
Tackles for loss:.....1.0, vs. Gardner-Webb, 10-15-22
Double Digit Tackle Games.....n/a



Bryce
DIXON - DT
Fr. - 6-2 - 275
Charlotte, N.C. (David W. Butler HS)

99

PLAYER NOTES

- Saw playing time in seven games as a true freshman
- Played in six of Liberty's final eight regular season games
- Recorded at least one tackle in six of his seven games played
- Finished with two tackles during Liberty's road win at Arkansas, including an assisted tackle for a loss
- Finished with a pair of stops against UMass and New Mexico State

CAREER STATS

	GP	UA	A	TOT	TFL	SACKS	FF	FR	BRUP	QBH
2022	7	4	5	9	1.5	0.0	0	0	0	0
Totals	7	4	5	9	1.5	0.0	0	0	0	0

2022 GAME-BY-GAME

	UA	A	TOT	TFL	SACK	FF	FR	BRUP	QBH
at Southern Miss	Did not play								
UAB	1	0	1	0.0	0.0	0	0	0	0
at Wake Forest	Did not play								
Akron	Did not play								
at ODU	0	0	0	0.0	0.0	0	0	0	0
at UMass	1	1	2	0.0	0.0	0	0	0	0
Gardner-Webb	1	0	1	1.0	0.0	0	0	0	0
BYU	0	1	1	0.0	0.0	0	0	0	0
at Arkansas	0	2	2	0.5	0.0	0	0	0	0
at UConn	Did not play								
Virginia Tech	Did not play								
New Mexico St.	1	1	2	0.0	0.0	0	0	0	0

2022 SEASON HIGHS

Tackles: 5, 4 times (last at Ole Miss, 11-06-21)
Sacks:1.5, at UAB, 10-02-21
Tackles for loss:.....2.0, vs. Old Dominion, 09-18-21
Double Digit Tackle Games.....n/a

CAREER HIGHS

Tackles:2.0, 3 times, (last at New Mexico State, 11-26-22)
Sacks:n/a
Tackles for loss:.....1.0, vs. Gardner-Webb, 10-15-22
Double Digit Tackle Games.....n/a

PLAYER PAGES - DEFENSE

LINEBACKERS



Jerome
JOLLY, JR. - LB
R-SO. - 5-11 - 215
Jacksonville, Fla. (Mandarin HS)

0

PLAYER NOTES

- Battled injury during the season, missing six games
- Saw playing time during the first three games and last three games of the regular season
- Tallied a season-high three stops, all solo, against New Mexico State
- Also recorded solo tackles in four other games
- Member of several of Liberty's special team units

CAREER STATS

	GP	UA	A	TOT	TFL	SACKS	FF	FR	INT	BRUP	QBH
2020	11	5	3	8	1.0	0.0	0	0	0	0	0
2021	11	1	1	2	0.0	0.0	0	0	0	0	0
2022	6	5	2	7	0.0	0.0	0	0	0	0	0
Totals	28	11	6	17	1.0	0.0	0	0	0	0	0

2022 GAME-BY-GAME

	UA	A	TOT	TFL	SACK	FF	FR	INT	BRUP	QBH
at Southern Miss	0	1	1	0.0	0	0	0	0	0	0
UAB	1	0	1	0.0	0.0	0	0	0	0	0
at Wake Forest	0	0	0	0.0	0.0	0	0	0	0	0
Akron	Did not play									
at ODU	Did not play									
at UMass	Did not play									
Gardner-Webb	Did not play									
BYU	Did not play									
at Arkansas	Did not play									
at UConn	1	0	1	0.0	0.0	0	0	0	0	0
Virginia Tech	0	1	1	0.0	0.0	0	0	0	0	0
New Mexico St.	3	0	3	0.0	0.0	0	0	0	0	0

2022 SEASON HIGHS

Tackles:5, vs. ULM, 10-10-20
Sacks:n/a
Tackles for loss:1.0, vs. ULM, 10-10-20
Interceptionsn/a
Double Digit Tackle Games.....0

CAREER HIGHS

Tackles:5, vs. ULM, 10-10-20
Sacks:n/a
Tackles for loss:1.0, vs. ULM, 10-10-20
Interceptionsn/a
Double Digit Tackle Games.....0



Mike
SMITH, JR. - LB
R-Jr. - 6-1 - 225
Flora, Miss. (Ridgeland HS/Miss. Gulf Coast CC)

7

PLAYER NOTES

- Liberty's leading tackler during 2022 during his first year with the Flames
- Started 11 of 12 games, missing the UConn game due to an injury
- Had five or more tackles during nine of his 11 games played
- Totaled a team-high 10 tackles, including 2.5 TFL, at Wake Forest
- Had an interception (22-yard return) and eight tackles in the season-opener at Southern Miss

CAREER STATS

	GP	UA	A	TOT	TFL	SACKS	FF	FR	INT	BRUP	QBH
2021	11	39	30	69	8.0	0.0	2	0	1	4	0
Totals	11	39	30	69	8.0	0.0	2	0	1	4	0

2022 GAME-BY-GAME

	UA	A	TOT	TFL	SACK	FF	FR	INT	BRUP	QBH
at Southern Miss	4	4	8	0.0	0.0	0	0	1	0	0
UAB	3	2	5	0.0	0.0	1	0	0	0	0
at Wake Forest	6	4	10	2.5	0.0	0	0	0	1	0
Akron	3	6	9	0.0	0.0	0	0	0	0	0
at ODU	2	4	6	0.5	0.0	0	0	0	2	0
at UMass	3	2	5	0.5	0.0	0	0	0	0	0
Gardner-Webb	6	1	7	3.0	0.0	0	0	0	1	0
BYU	0	2	2	0.0	0.0	0	0	0	0	2
at Arkansas	3	0	3	1.0	0.0	0	0	0	0	0
at UConn	Did Not Play									
Virginia Tech	3	2	5	0.0	0.0	1	0	0	0	0
New Mexico St.	6	3	9	0.5	0.0	0	0	0	0	0

2022 SEASON HIGHS

Tackles:10, at Wake Forest, 09-17-22
Sacks:n/a
Tackles for loss:3, vs. Gardner-Webb,
Interceptions1, at Southern Miss, 09-17-22
Double Digit Tackle Games.....1

CAREER HIGHS

Tackles:10, at Wake Forest, 09-17-22
Sacks:n/a
Tackles for loss:3, vs. Gardner-Webb,
Interceptions1, at Southern Miss, 09-17-22
Double Digit Tackle Games.....1

PLAYER PAGES - DEFENSE

LINEBACKERS



Aakil
WASHINGTON - LB
R-So. - 6-2 - 240
Marietta, Ga. (Wheeler HS)

24

PLAYER NOTES

- Career day against Virginia Tech with 10 tackles (three solo, seven assisted)
- Recorded six tackles against Akron, all assisted stops
- Finished the UConn game with four tackles and 0.5 TFLs
- Recorded three stops against Southern Miss, UMass and Arkansas, all road wins for Liberty
- Transitioned drop defensive end to linebacker during the offseason; finished 2021 season with 27 tackles, 5.5 TFLs, 4.5 sacks

CAREER STATS

	GP	UA	A	TOT	TFL	SACKS	FF	FR	INT	BRUP	QBH
2020	9	4	3	7	1.0	1.0	0	0	0	1	0
2021	13	13	14	27	5.5	4.5	1	0	0	0	0
2022	12	12	27	39	2.0	0.0	0	0	0	2	0
Totals	34	29	44	73	8.5	5.5	1	0	0	3	0

2022 GAME-BY-GAME

	UA	A	TOT	TFL	SACK	FF	FR	INT	BRUP	QBH
at Southern Miss	0	3	3	0.0	0.0	0	0	0	0	0
UAB	0	2	2	0.5	0.0	0	0	0	0	0
at Wake Forest	2	0	2	0.0	0.0	0	0	0	0	0
Akron	0	6	6	0.0	0.0	0	0	0	0	0
at ODU	0	1	1	0.0	0.0	0	0	0	0	0
at UMass	3	0	3	0.0	0.0	0	0	0	0	0
Gardner-Webb	0	2	2	0.5	0.0	0	0	0	0	0
BYU	1	0	1	0.0	0.0	0	0	0	0	0
at Arkansas	0	3	3	0.5	0.0	0	0	0	0	0
at UConn	2	2	4	0.5	0.0	0	0	0	0	0
Virginia Tech	3	7	10	0.0	0.0	0	0	0	0	0
New Mexico St.	1	1	2	0.0	0.0	0	0	0	0	0

2022 SEASON HIGHS

Tackles:10, vs. Virginia Tech, 10-19-22
Sacks:n/a
Tackles for loss:0.5, 4 times (last at UConn, 11-12-22)
Double Digit Tackle Games 1

CAREER HIGHS

Tackles:10, vs. Virginia Tech, 10-19-22
Sacks:1.0, vs. Middle Tennessee, 10-09-21
Tackles for loss:1.0, vs. Middle Tennessee, 10-09-21
Double Digit Tackle Games 1



Ahmad
WALKER - LB
So. - 5-11 - 215
Warner Robbins, Ga. (Warner Robbins HS)

34

PLAYER NOTES

- Career-best nine stops against Akron (four solo, five assisted)
- Six tackles against Arkansas, including 1.5 TFLs and 1.0 sacks
- Five stops at UConn and recorded his first career INT
- Recorded six tackles, two sacks and 2.5 tackles for loss at Wake Forest
- Four solo tackles against Virginia Tech, including a 12-yard sack

CAREER STATS

	GP	UA	A	TOT	TFL	SACKS	FF	FR	INT	BRUP	QBH
2020	11	20	17	37	5.5	3.0	0	0	0	0	0
2021	12	33	30	63	11	4.0	1	1	1	2	0
Totals	33	53	47	100	16.5	7.0	1	1	1	2	0

2022 GAME-BY-GAME

	UA	A	TOT	TFL	SACK	FF	FR	INT	BRUP	QBH
at Southern Miss	4	4	8	1.0	0.0	0	0	0	0	0
UAB	3	2	5	0.5	0.0	1	1	0	0	0
at Wake Forest	2	4	6	2.5	2.0	0	0	0	0	0
Akron	4	5	9	0.5	0.0	0	0	0	1	1
at ODU	2	5	7	0.5	0.0	0	0	0	0	0
at UMass	1	1	2	0.0	0.0	0	0	0	0	0
Gardner-Webb	6	1	7	1.0	0.0	0	0	0	1	0
BYU	2	1	3	2.0	0.0	0	0	0	0	0
at Arkansas	2	4	6	1.5	1.0	0	0	0	0	0
at UConn	3	2	5	0.0	0.0	0	0	1	0	0
Virginia Tech	4	0	4	1.0	1.0	0	0	0	0	0
New Mexico St.	0	1	1	0.5	0.0	0	0	0	0	0

2022 SEASON HIGHS


Tackles:9, vs. Akron, 09-24-22
Sacks: 2.0, at Wake Forest, 09-17-22
Tackles for loss:2.5, at Wake Forest, 09-17-22
Double Digit Tackle Gamesn/a

CAREER HIGHS

Tackles:9, vs. Akron, 09-24-22
Sacks: 2.0, at Wake Forest, 09-17-22
Tackles for loss:2.5, at Wake Forest, 09-17-22
Double Digit Tackle Gamesn/a

PLAYER PAGES - DEFENSE

LINEBACKERS



Tyren
DUPREE - LB
R-Jr. - 6-1 - 240
Leesburg, Ala. (Cherokee HS)

35

PLAYER NOTES

- Career best eight tackles against Akron (four solo, four asst.)
- Seven stops at Old Dominion, including a 1.0 sack (4 yards)
- Seven tackles against Arkansas, including 1.0 TFLs
- Four tackles (2 solo, 2 asst.) and a seven-yard sack against BYU
- Finished the Virginia Tech game with five tackles, 1.0 sacks

CAREER STATS

	GP	UA	A	TOT	TFL-YDS	SACKS	FF	FR	INT	BRUP	QBH
2018	2	0	2	2	0.0-0	0.0	0	0	0	0	0
2019	12	13	16	29	2.0-14	2.0	2	1	0	0	1
2020	11	16	10	26	0.0-0	0.0	0	0	0	0	1
2021	13	20	11	31	4-7	0.0	1	0	0	0	1
2022	12	26	21	47	3-35	4.0	1	0	0	0	0
Totals	50	75	59	134	12-56	6.0	4	1	0	0	3

2022 GAME-BY-GAME

	UA	A	TOT	TFL	SCK	FF	FR	INT	BRUP	QBH
at Southern Miss	3	1	4	0.0	0.0	0	0	0	0	0
UAB	0	1	1	0.0	0.0	0	0	0	0	0
at Wake Forest	0	0	0	0.0	0.0	0	0	0	0	0
Akron	4	4	8	0.0	0.0	1	0	0	0	0
at ODU	5	2	7	1.0	1.0	0	0	0	0	0
at UMass	2	4	6	1.0	1.0	0	0	0	0	0
Gardner-Webb	1	0	1	1.0	1.0	0	0	0	0	0
BYU	2	2	4	1.0	1.0	0	0	0	0	0
at Arkansas	3	4	7	1.0	0.0	0	0	0	0	0
at UConn	1	1	2	0.0	0.0	0	0	0	0	0
Virginia Tech	3	2	5	1.0	1.0	0	0	0	0	0
New Mexico St.	2	0	2	0.0	0.0	0	0	0	0	0


2022 SEASON HIGHS

Tackles:8, vs. Akron, 09-24-22
Sacks:1, 4 times (last vs. Virginia Tech, 11-19-22)
Tackles for loss:1.0, 6 times (last vs. Virginia Tech, 11-19-22)
Interceptionsn/a
Double Digit Tackle Gamesn/a

CAREER HIGHS

Tackles:8, vs. Akron, 09-24-22
Sacks:1, 6 times (last vs. Virginia Tech, 11-19-22)
Tackles for loss:2.0, vs. UMass, 10-30-21
Interceptionsn/a
Double Digit Tackle Gamesn/a

CORNERBACKS



Chris
MEGGINSON - CB
Jr. - 6-0 - 190
Lynchburg, Va. (Heritage HS)

4

PLAYER NOTES

- Liberty's most experienced cornerback with 48 career games played
- Enters the bowl game needing two more tackles to surpass 100-career tackles (69 solo, 29 assisted)
- Had a season-high four stops in four different games in 2022
- Finished the Arkansas and UConn games with four tackles, including three solo stops in each game
- Recorded a season-high four solo tackles against Akron

CAREER STATS

	GP	UA	A	TOT	TFL	PDs	INT	FF	FR	BRUP
2019	13	10	4	14	0.0	2	0	0	0	2
2020	11	22	8	30	0.0	2	1	0	0	1
2021	13	11	10	21	1.0	6	0	0	0	6
2022	12	26	7	33	2.0	6	0	1	0	6
Totals	48	69	29	98	3.0	15	1	1	0	15

2022 GAME-BY-GAME

	UA	A	TOT	TFL	SCK	FF	FR	INT	BRUP	QBH
at Southern Miss	0	1	1	0.0	0	0	0	0	1	0
UAB	3	0	3	1.0	0	0	0	0	0	0
at Wake Forest	2	1	3	0.0	0	0	0	0	1	0
Akron	4	0	4	0.0	0	0	0	0	0	0
at ODU	3	1	4	0.0	0	0	0	0	0	0
at UMass	1	1	2	0.0	0	0	0	0	0	0
Gardner-Webb	3	0	3	0.0	0	0	0	0	1	0
BYU	1	1	2	0.0	0	0	0	0	0	0
at Arkansas	3	1	4	0.0	0	0	0	0	2	0
at UConn	3	1	4	1.0	0	0	0	0	1	0
Virginia Tech	2	0	2	0.0	0	0	0	0	0	0
New Mexico St.	1	0	1	0.0	0	0	0	0	0	0

2022 SEASON HIGHS

Tackles:4, at Troy, 09-11-21
Sacks:n/a
Tackles for loss:1.0, vs. UAB, 09-10-22 & at. UConn, 11-12-22
Interceptionsn/a
Double Digit Tackle Gamesn/a

CAREER HIGHS

Tackles:5, at Western Kentucky, 09-19-20
Sacks:n/a
Tackles for loss:1.0, 3 times (last at UConn, 11-12-22)
Interceptions1, at Syracuse, 10-17-20
Double Digit Tackle Gamesn/a

PLAYER PAGES - DEFENSE

CORNERBACKS



Daijahn
ANTHONY - CB
R-So. - 6-0 - 205
Richmond, Va. (Hermitage HS /Shepherd)

8

PLAYER NOTES

- Sealed Liberty's win against Gardner-Webb with an INT
- Season-best five stops against Akron (two solo, three assisted)
- Matched a season-high with five tackles against Virginia Tech
- Had an interception and a blocked punt against Arkansas
- Transferred to Liberty from Shepherd following the 2020 season

CAREER STATS

	GP	UA	A	TOT	TFL	PDs	INT	FF	FR	BRUP
2021	11	9	5	14	1.0	3	1	0	0	2
2022	11	15	4	19	0.5	4	2	0	0	4
Totals	11	7	5	12	1.0-1	3	1	0	0	6

2022 GAME-BY-GAME

	UA	A	TOT	TFL	SACK	FF	FR	INT	BRUP	QBH
at Southern Miss	1	0	1	0.0	0.0	0	0	0	0	0
UAB	Did not play									
at Wake Forest	2	0	2	0.0	0.0	0	0	0	0	0
Akron	2	3	5	0.5	0.0	0	0	0	1	0
at ODU	4	0	4	0.0	0.0	0	0	0	0	0
at UMass	0	1	0	0.0	0.0	0	0	0	0	0
Gardner-Webb	1	0	1	0.0	0.0	0	0	1	0	0
BYU	0	0	0	0.0	0.0	0	0	0	2	0
at Arkansas	0	0	0	0.0	0.0	0	0	1	1	0
at UConn	0	0	0	0.0	0.0	0	0	0	0	0
Virginia Tech	5	0	5	0.0	0.0	0	0	0	0	0
New Mexico St.	0	0	0	0.0	0.0	0	0	0	0	0

2022 SEASON HIGHS

Tackles:5, vs. Akron, 09-24-22 & vs. Virginia Tech, 11-19-22
Sacks.....n/a
Tackles for loss:..... 0.5, vs. Akron, 09-24-22
Interceptions 1, vs. Akron, 09-24-22 & vs. at Arkansas, 11-05-22
Double Digit Tackle Games.....n/a

CAREER HIGHS

Tackles:5, vs. Akron, 09-24-22 & vs. Virginia Tech, 11-19-22
Sacks.....n/a
Tackles for loss:..... 1, vs. Middle Tenn., 10-09-21
Interceptions 1, 3 times, (last at Arkansas, 11-05-22)
Double Digit Tackle Games.....n/a



Kobe
SINGLETON - CB
R-So. - 6-0 - 180
Tallahassee, Fla. (Chiawana HS /Southern Utah)

20

PLAYER NOTES

- Tied for second on the team with two interceptions (Southern Miss and UMass)
- Has started nine-straight games after a four-tackle effort against Akron
- Also recorded four tackles, including three solo stops, at Wake Forest
- Transferred to Liberty from Southern Utah
- Played in all 11 games for Southern Utah in 2021, totaling 21 tackles while leading the team in INTs (3) and pass breakups (6)

CAREER STATS

	GP	UA	A	TOT	TFL	PDs	INT	FF	FR	BRUP
2021	11	19	3	22	0	6	3	0	0	0
2022	12	21	5	26	0	6	2	0	0	6
Totals	23	40	8	48	0	12	5	0	0	6

2022 GAME-BY-GAME

	UA	A	TOT	TFL	SACK	FF	FR	INT	BRUP	QBH
at Southern Miss	2	1	3	0.0	0.0	0	0	1	0	0
UAB	2	0	2	0.0	0.0	0	0	0	1	0
at Wake Forest	3	1	4	0.0	0.0	0	0	0	0	0
Akron	3	1	4	0.0	0.0	0	0	0	0	0
at ODU	1	1	2	0.0	0.0	0	0	0	1	0
at UMass	0	0	0	0.0	0.0	0	0	1	0	0
Gardner-Webb	3	0	3	0.0	0.0	0	0	0	0	0
BYU	2	0	2	0.0	0.0	0	0	0	1	0
at Arkansas	1	1	2	0.0	0.0	0	0	0	1	0
at UConn	1	0	1	0.0	0.0	0	0	0	2	0
Virginia Tech	2	0	2	0.0	0.0	0	0	0	0	0
New Mexico St.	1	0	1	0.0	0.0	0	0	0	0	0

2022 SEASON HIGHS

Tackles: 4, at Wake Forest, 09-17-22, & vs. Akron, 09-24-22
Sacks:.....n/a
Tackles for loss:.....n/a
Interceptions1, 5 times, (last at UMass, 10-08-22)
Double Digit Tackle Games.....n/a

CAREER HIGHS

Tackles: 4, at Wake Forest, 09-17-22, & vs. Akron, 09-24-22
Sacks:.....n/a
Tackles for loss:.....n/a
Interceptions1, 5 times, (last at UMass, 10-08-22)
Double Digit Tackle Games.....n/a

PLAYER PAGES - DEFENSE

CORNERBACKS



Amarian
WILLIAMS - CB
R-Fr. - 5-10 - 170
Cedar Hill, Texas (Cedar Hill HS)

26

PLAYER NOTES

- Has played in all 12 games, including starts against UAB and Wake Forest
- Finished the UAB game with a season-high four tackles (two solo, two assisted)
- Three stops at Old Dominion, including two solo tackles
- Two solo tackles during Liberty's road win at Arkansas
- Two assisted tackles during a road game at UConn

CAREER STATS

	GP	UA	A	TOT	TFL	PDs	INT	FF	FR	BRUP
2021	4	1	2	3	0.5	0	0	0	0	0
2022	12	8	7	15	0	0	0	0	0	0
Totals	16	9	9	18	0.5	0	0	0	0	0

2022 GAME-BY-GAME

	UA	A	TOT	TFL	SACK	FF	FR	INT	BRUP	QBH
at Southern Miss	0	1	1	0.0	0.0	0	0	1	0	0
UAB	2	2	4	0.0	0.0	0	0	0	0	0
at Wake Forest	1	0	1	0.0	0.0	0	0	0	0	0
Akron	0	0	0	0.0	0.0	0	0	0	0	0
at ODU	2	1	3	0.0	0.0	0	0	0	0	0
at UMass	0	0	0	0.0	0.0	0	0	0	0	0
Gardner-Webb	0	0	0	0.0	0.0	0	0	0	0	0
BYU	0	0	0	0.0	0.0	0	0	0	0	0
at Arkansas	2	0	2	0.0	0.0	0	0	0	0	0
at UConn	0	2	2	0.0	0.0	0	0	0	0	0
Virginia Tech	1	0	1	0.0	0.0	0	0	0	0	0
New Mexico St.	0	1	1	0.0	0.0	0	0	0	0	0

2022 SEASON HIGHS

Tackles:4, vs. UAB, 09-10-22
Sacks:n/a
Tackles for loss:.....n/a
Interceptionsn/a
Double Digit Tackle Games.....n/a

CAREER HIGHS

Tackles:4, vs. UAB, 09-10-22
Sacks:n/a
Tackles for loss:.....0.5, vs. Campell, 09-04-21
Interceptionsn/a
Double Digit Tackle Games.....n/a



Preston
HODGE - CB
R-Fr. - 6-0 - 185
Waxahachie, Texas (Waxahachie HS/Navarro)

28

PLAYER NOTES

- Saw playing time in 11 of 12 games (missed the season-opener at Southern Miss)
- Has recorded 10 stops (seven solo, three assisted) during his first year with the program
- Member of several of Liberty's special team units
- Recorded a season-high four stops against Virginia Tech (two solo, two assisted)
- Two solo tackles and a pass breakup in the regular season finale against New Mexico State

CAREER STATS

	GP	UA	A	TOT	TFL	PDs	INT	FF	FR	BRUP
2022	11	7	3	10	0	3	0	0	0	3
Totals	11	7	3	10	0	3	0	0	0	3

2021 GAME-BY-GAME

	UA	A	TOT	TFL	SACK	FF	FR	INT	BRUP	QBH
at Southern Miss	Did not play									
UAB	0	0	0	0.0	0.0	0	0	0	0	0
at Wake Forest	0	0	0	0.0	0.0	0	0	0	0	0
Akron	0	0	0	0.0	0.0	0	0	0	0	0
at ODU	0	1	1	0.0	0.0	0	0	0	0	0
at UMass	0	0	0	0.0	0.0	0	0	0	0	0
Gardner-Webb	0	0	0	0.0	0.0	0	0	0	1	0
BYU	1	0	1	0.0	0.0	0	0	0	1	0
at Arkansas	1	0	1	0.0	0.0	0	0	0	0	0
at UConn	1	0	1	0.0	0.0	0	0	0	0	0
Virginia Tech	2	2	4	0.0	0.0	0	0	0	0	0
New Mexico St.	2	0	2	0.0	0.0	0	0	0	1	0

2022 SEASON HIGHS

Tackles:4, vs. Virginia Tech, 11-19-22
Sacks:n/a
Tackles for loss:.....n/a
Interceptionsn/a
Double Digit Tackle Games.....n/a

CAREER HIGHS

Tackles:4, vs. Virginia Tech, 11-19-22
Sacks:n/a
Tackles for loss:.....n/a
Interceptionsn/a
Double Digit Tackle Games.....n/a

PLAYER PAGES - DEFENSE

NICKEL



Juawan
TREADWELL - S
Sr. - 6-0 - 200
Crete, Ill. (Crete-Monee HS /Independence CC)

9

PLAYER NOTES

- Saw playing time in all 12 games, starting the final three games of the regular season
- Recorded four solo tackles at UConn, one solo stop against Virginia Tech
- Started at safety at Wake Forest, made four solo tackles
- Recorded his first career sacks during Liberty's win over BYU
- Member of several of Liberty's special team units

CAREER STATS

	GP	UA	A	TOT	TFL	PDs	INT	FF	FR	BRUP
2020	11	22	13	35	4.5	1	0	0	0	1
2021	13	8	3	9	2.0	3	0	0	1	2
2022	12	22	2	24	2	4	0	1	0	4
Totals	36	52	17	69	8.5	8	0	1	1	7

2022 GAME-BY-GAME

	UA	A	TOT	TFL	SACK	FF	FR	INT	BRUP	QBH
at Southern Miss	0	0	0	0.0	0.0	0	0	0	0	0
UAB	2	0	2	1.0	0.0	0	0	0	0	0
at Wake Forest	4	0	4	0.0	0.0	0	0	0	2	0
Akron	0	0	0	0.0	0.0	0	0	0	0	0
at ODU	3	0	3	0.0	0.0	0	0	0	0	0
at UMass	2	0	2	0.0	0.0	0	0	0	1	0
Gardner-Webb	1	0	1	0.0	0.0	0	0	0	0	0
BYU	2	0	2	1.0	1.0	1	0	0	0	0
at Arkansas	1	1	2	0.0	0.0	0	0	0	1	0
at UConn	4	0	4	0.0	0.0	0	0	0	0	1
Virginia Tech	1	0	1	0.0	0.0	0	0	0	0	0
New Mexico St.	2	1	3	0.0	0.0	0	0	0	0	0

2022 SEASON HIGHS

Tackles: 4, at Wake Forest, 09-17-22 & at UConn, 11-12-22
Sacks: 1, vs. BYU, 10-22-22
Tackles for loss: 1, vs. UAB, 09-10-22 & vs. BYU, 10-22-22
Interceptionsn/a
Double Digit Tackle Gamesn/a

CAREER HIGHS

Tackles: 6, two times, vs. North Alabama, 10-03-20 & at NC State, 11-21-20
Sacks: 1, 1, vs. BYU, 10-22-22
Tackles for loss: 1.0, 6 times (last vs. BYU, 10-22-22)
Interceptionsn/a
Double Digit Tackle Gamesn/a



Quinton
REESE - DB
R-So - 6-0 - 190
Alpharetta, Ga. (Blessed Trinity Catholic HS)

16

PLAYER NOTES

- Started the first nine games of the year
- Missed the UConn game and played in a reserve role against Virginia Tech and New Mexico State
- Finished the UMass game with a career-best 1.5 TFL, added five tackles
- Tied career high with six tackles, made second career INT at Wake Forest
- Finished the Arkansas game with four tackles (one solo, three asst.)

CAREER STATS

	GP	UA	A	TOT	TFL	PDs	INT	FF	FR	BRUP
2020	11	9	4	13	1	1	0	0	0	0
2021	6	3	2	5	0	0	0	0	0	0
2022	11	16	12	28	4.5	3	0	0	0	3
Totals	28	28	18	46	5.5	4	0	0	0	3

2022 GAME-BY-GAME

	UA	A	TOT	TFL	SACK	FF	FR	INT	BRUP	QBH
at Southern Miss	2	1	3	1.0	0.0	0	0	0	0	0
UAB	0	0	0	0.0	0.0	0	0	0	1	0
at Wake Forest	6	0	6	1.0	0.0	0	0	1	0	0
Akron	0	2	2	0.0	0.0	0	0	0	0	0
at ODU	2	2	4	0.0	0.0	0	0	0	0	0
at UMass	3	2	5	1.5	0.5	0	0	0	1	0
Gardner-Webb	1	0	1	0.0	0.0	0	0	0	1	0
BYU	0	0	0	0.0	0.0	0	0	0	1	0
at Arkansas	1	3	4	0.0	0.0	0	0	0	0	0
at UConn	Did not play									
Virginia Tech	1	2	3	0.5	0.5	0	0	0	0	0
New Mexico St.	0	0	0	0.0	0.0	0	0	0	0	0

2022 SEASON HIGHS

Tackles:6, at Wake Forest, 09-17-22
Sacks:0.5, at UMass, 10-08-22 & vs. Virginia Tech, 11-19-22
Tackles for loss: 1.5, at UMass, 10-08-22
Interceptions 1, at Wake Forest, 09-17-22
Double Digit Tackle Gamesn/a

CAREER HIGHS

Tackles:6, vs. UMass, 11-27-20 & at Wake Forest, 09-17-22
Sacks:1, vs. Western Carolina, 11-14-20
Tackles for loss: 1.5, at UMass, 10-08-22
Interceptions vs. UMass, 11-27-20 & at Wake Forest, 09-17-22
Double Digit Tackle Gamesn/a

PLAYER PAGES - DEFENSE

SAFTIES



Javon
SCRUGGS - S
Sr. - 5-11 - 185
Appomattox, Va. (Appomattox HS)

1

PLAYER NOTES

- Liberty's "General" on the field, entering the bowl game with 58 career games played, 45 starts, 261 career tackles, seven forced fumbles and six interceptions
- Finished the Virginia Tech game with 10 tackles, 2nd career sack
- Led Flames with eight stops at Old Dominion (2 solo, six assisted)
- Finished the Arkansas game with seven tackles, including 1.0 TFLs
- 2020 Phil Steele Postseason All-Independent first team

CAREER STATS

	GP	UA	A	TOT	TFL	PDs	INT	FF	FR	BRUP
2018	12	4	3	7	0.0	0	0	1	1	0
2019	12	32	26	58	4.5	3	2	0	1	3
2020	11	37	32	69	4.0	2	2	3	0	2
2021	12	39	22	61	1.0	6	1	1	0	0
2022	11	32	34	66	6	1	1	2	2	1
	58	144	117	261	15.5	12	6	7	4	6

2022 GAME-BY-GAME

	UA	A	TOT	TFL	SACK	FF	FR	INT	BRUP	QBH
at Southern Miss	2	5	7	0.0	0.0	0	0	0	0	0
UAB	3	3	6	0.5	0.0	0	0	0	0	0
at Wake Forest	Did not play									
Akron	1	4	5	0.0	0.0	0	0	0	0	0
at ODU	2	6	8	0.5	0.0	0	0	0	1	0
at UMass	2	5	7	1.0	1.0	0	0	0	1	0
Gardner-Webb	2	0	2	0.0	0.0	0	0	1	0	0
BYU	2	0	2	1.0	1.0	1	0	0	0	0
at Arkansas	3	4	7	1.0	0.0	0	0	0	1	0
at UConn	5	3	8	1.0	0.0	0	0	0	0	0
Virginia Tech	8	2	10	1.0	0.0	0	0	0	0	0
New Mexico St.	2	2	4	0.0	0.0	2	0	0	0	0

2022 SEASON HIGHS

Tackles:10, vs. Virginia Tech, 11-19-22
Sacks:1, at UMass, 10-08-22 & vs. Virginia Tech, 11-19-22
Tackles for loss:1, 5 times (last vs. Virginia Tech 11-19-22)
Interceptions1, vs. Gardner-Webb, 10-15-22
Double Digit Tackle Games1, vs. Virginia Tech, 11-19-22

CAREER HIGHS

Tackles:12, at Syracuse, 10-17-20
Sacks:1, at UMass, 10-08-22 & vs. Virginia Tech, 11-19-22
Tackles for loss:2.5, at BYU, 11-09-19
Interceptions1, 6 times (last vs. Gardner-Webb, 10-15-22)
Double Digit Tackle Games4, (last vs. Virginia Tech 11-19-22)



Robert
RAHIMI - S
Jr. - 6-1 - 190
Santa Ana, Calif. (Cornerstone Christian HS/Saddleback CC)

6

PLAYER NOTES

- Ranks No. 8 in the country in interceptions (5)
- Ranks No. 9 nationally in interceptions per game (0.4)
- Four INTs in three games in 2022 (first Flames to do so since 2016)
- Finished three games in 2022 with six tackles (UAB, Old Dominion and UMass)
- Finished the Arkansas game with five tackles and an interception

CAREER STATS

	GP	UA	A	TOT	TFL	PDs	INT	FF	FR	BRUP
2021	13	14	8	22	2	3	1	1	0	2
2022	12	22	28	50	1.5	0	5	0	1	0
Totals	25	36	36	72	3.5	2	6	1	1	2

2022 GAME-BY-GAME

	UA	A	TOT	TFL	SACK	FF	FR	INT	BRUP	QBH
at Southern Miss	1	3	4	0.0	0.0	0	0	0	0	0
UAB	5	1	6	0.0	0.0	0	1	0	0	0
at Wake Forest	4	1	5	0.0	0.0	0	0	1	0	0
Akron	0	3	3	0.0	0.0	0	0	1	0	0
at ODU	0	6	6	0.5	0.0	0	0	1	0	0
at UMass	3	3	6	0.0	0.5	0	0	0	0	0
Gardner-Webb	0	0	0	0.0	0.0	0	0	1	0	0
BYU	1	2	3	0.0	0.0	0	0	0	0	0
at Arkansas	1	4	5	0.0	0.0	0	0	1	0	0
at UConn	3	2	5	0.0	0.0	0	0	0	0	0
Virginia Tech	2	0	2	0.0	0.0	0	0	0	0	0
New Mexico St.	2	3	5	1.0	0.0	0	0	0	0	0

2022 SEASON HIGHS

Tackles:6, at ODU, 10-01-22 & AT UMass, 10-08-22
Sacks:0.5, at UMass, 10-08-22
Tackles for loss:1, vs. New Mexico St., 11-26-22
Interceptions1, 5 times, (last at Arkansas, 10-05-22)
Double Digit Tackle Gamesn/a

CAREER HIGHS

Tackles:6, at ODU, 10-01-22 & AT UMass, 10-08-22
Sacks:0.5, vs. Army, 11-27-21
Tackles for loss:1.0, 3 times (last 1, vs. New Mexico St., 11-26-22)
Interceptions1, 6 times, (last at Arkansas, 10-05-22)
Double Digit Tackle Gamesn/a

PLAYER PAGES - DEFENSE

SAFETIES



Brylan
GREEN - S
Fr. - 5-11 - 170
Opelousas, La. (Laffayette Christian Academy)

15

PLAYER NOTES

- Saw playing time in all 12 games as a true freshman
- Finished the Arkansas road win with a season-best four solo tackles
- Also recorded four stops against Virginia Tech and UMass
- Three assisted tackles and a pass breakup against Akron
- Member of several of Liberty's special team units

CAREER STATS

	GP	UA	A	TOT	TFL	PDs	INT	FF	FR	BRUP
20212	12	14	10	24	0.5	1	0	0	0	1
Totals	12	14	10	24	0.5	1	0	0	0	1

2022 GAME-BY-GAME

	UA	A	TOT	TFL	SACK	FF	FR	INT	BRUP	QBH
at Southern Miss	0	0	0	0.0	0.0	0	0	0	0	0
UAB	1	0	1	0.0	0.0	0	0	0	0	0
at Wake Forest	0	0	0	0.0	0.0	0	0	0	0	0
Akron	0	3	3	0.0	0.0	0	0	0	1	0
at ODU	1	0	1	0.0	0.0	0	0	0	0	0
at UMass	0	4	4	0.5	0.0	0	0	0	0	0
Gardner-Webb	3	0	3	0.0	0.0	0	0	0	0	0
BYU	2	0	2	0.0	0.0	0	0	0	0	0
at Arkansas	4	0	4	0.0	0.0	0	0	0	0	0
at UConn	1	0	1	0.0	0.0	0	0	0	0	0
Virginia Tech	1	3	4	0.0	0.0	0	0	0	0	0
New Mexico St.	1	0	1	0.0	0.0	0	0	0	0	0

2022 SEASON HIGHS

Tackles: 4, 3 times (last vs. Virginia Tech, 11-19-22)
Sacks:n/a
Tackles for loss:0.5, at UMass, 10-08-22
Interceptionsn/a
Double Digit Tackle Gamesn/a

CAREER HIGHS

Tackles: 4, 3 times (last vs. Virginia Tech, 11-19-22)
Sacks:n/a
Tackles for loss:0.5, at UMass, 10-08-22
Interceptionsn/a
Double Digit Tackle Gamesn/a



A'Khor
JONES - S
Fr. - 5-11 - 185
Macon, Ga. (Mount De Sales Academy)

29

PLAYER NOTES

- Saw playing time in the last 10 games of the regular season
- Has recorded 16 tackles, including 14 solo stops, during his true freshman season
- Finished the regular season with a season-high four tackles against New Mexico State
- Three tackles during Liberty's road win at Old Dominion
- Finished with a pair of solo stops during Liberty's victories over BYU and Arkansas

CAREER STATS

	GP	UA	A	TOT	TFL	PDs	INT	FF	FR	BRUP
2022	10	14	2	16	3	0	0	0	0	0
Totals	10	14	2	16	3	0	0	0	0	0

2022 GAME-BY-GAME

	UA	A	TOT	TFL	SACK	FF	FR	INT	BRUP	QBH
at Southern Miss	Did not play									
UAB	Did not play									
at Wake Forest	1	0	1	0.0	0.0	0	0	0	0	0
Akron	0	1	1	0.0	0.0	0	0	0	0	0
at ODU	2	1	3	0.0	0.0	0	0	0	0	0
at UMass	1	0	1	0.0	0.0	0	0	0	0	0
Gardner-Webb	0	0	0	0.0	0.0	0	0	0	0	0
BYU	2	0	2	0.0	0.0	0	0	0	0	0
at Arkansas	2	0	2	0.0	0.0	0	0	0	0	0
at UConn	1	0	1	0.0	0.0	0	0	0	0	0
Virginia Tech	1	0	1	0.0	0.0	0	0	0	0	0
New Mexico St.	4	0	4	3.0	0.0	0	0	0	0	0

2022 SEASON HIGHS

Tackles: 4, vs. New Mexico St., 11-26-22
Sacks:n/a
Tackles for loss: 3.0 , vs. New Mexico St., 11-26-22
Interceptionsn/a
Double Digit Tackle Gamesn/a

CAREER HIGHS

Tackles: 4, vs. New Mexico St., 11-26-22
Sacks:n/a
Tackles for loss: 3.0 , vs. New Mexico St., 11-26-22
Interceptionsn/a
Double Digit Tackle Gamesn/a



LIBERTY'S 2022 SCORING DRIVES

Opponent	Plays-Yds.	TOP	Qtr	Scoring Play
Southern Miss	4-0	1:06	2	Brown 32-yard field goal
Southern Miss	1-28	0:15	2	Bennett 18-yard run
Southern Miss	10-79	3:07	4	10-yard pass (Salter/Douglas)
Southern Miss	4-81	1:11	4	23-yard pass (Salter/Douglas)
Southern Miss	5-17	0:00	OT2	Brown 26-yard field goal
Southern Miss	N/A	0:00	OT4	2 pt. conversion (Salter/Jackson)
UAB	8-66	3:15	2	Louis 5-yard run
UAB	6-62	2:54	3	Salter 2-yard run
UAB	7-53	3:13	4	Hunter 1-yard run
Wake Forest	4-6	0:57	2	Brown 47-yard field goal
Wake Forest	5-46	0:45	2	Brown 28-yard field goal
Wake Forest	3-74	1:20	3	Salter 43-yard run
Wake Forest	4-63	1:57	3	Hunter 43-yard run
Wake Forest	8-77	3:18	4	38-yard pass (Salter/Douglas)
Wake Forest	8-70	2:25	4	18-yard pass (Salter/Douglas)
Akron	8-61	3:34	1	22-yard pass (Bennett/Coleman)
Akron	8-68	4:36	2	30-yard pass (Bennett/Sibley)
Akron	8-52	4:13	4	Hunter 1-yard run
Old Dominion	1-34	0:08	1	34-yard pass (Salter/Lofton)
Old Dominion	4-77	1:30	1	1-yard pass (Salter/Yarbrough)
Old Dominion	7-83	2:56	2	Hunter 29-yard run
Old Dominion	7-29	3:18	3	Brown 49-yard field goal
Old Dominion	6-70	2:56	3	Hunter 32-yard run
Old Dominion	8-99	4:55	4	41-yard pass (Bennett/Hunter)
UMass	4-28	1:32	2	Hunter 1-yard run
UMass	5-55	0:55	2	Louis 1-yard run
UMass	4-61	1:04	2	4-yard pass (Bollinger/Bennett)
UMass	5-66	1:39	3	Louis 6-yard run
UMass	7-33	2:22	3	Louis 2-yard run
UMass	8-73	2:13	4	39-yard pass (Douglas/Bennett)
Gardner-Webb	7-69	2:57	1	7-yard pass (Jackson/Bennett)
Gardner-Webb	2-62	0:32	2	Louis 2-yard run
Gardner-Webb	10-67	4:38	4	Hunter 1-yard run
BYU	11-84	6:05	1	Brown 22-yard field goal
BYU	11-75	3:42	2	Louis 3-yard run
BYU	13-80	6:57	2	5-yard pass (Henderson/Bennett)
BYU	8-43	0:05	2	Brown 47-yard field goal
BYU	12-75	5:44	3	Louis 6-yard run
BYU	1-80	0:16	3	Hunter 80-yard run
BYU	8-53	4:40	4	25-yard pass (Daniels/Bennett)
Arkansas	5-59	1:19	1	16-yard pass (Frith/Bennett)
Arkansas	5-53	2:46	2	20-yard pass (Douglas/Bennett)
Arkansas	10-80	4:13	2	18-yard pass (Sibley/Bennett)
UConn	7-55	2:57	1	Brown 38-yard field goal
UConn	4-49	1:13	2	3-yard pass (Yarbrough/Bennett)
UConn	8-47	0:35	2	Caper 1-yard run
UConn	7-80	2:21	3	Green 1-yard run
UConn	17-59	6:12	3	Brown 34-yard field goal
UConn	1-75	0:13	4	Douglas 75-yard run
Virginia Tech	8-89	3:02	1	Bennett 15-yard run
Virginia Tech	0-0	0:00	2	Louis 75-yard kickoff return
Virginia Tech	8-51	0:57	2	Brown 47-yard field goal
Virginia Tech	0-0	0:00	3	Team Safety (Charles)
Virginia Tech	9-57	3:37	3	Brown 37-yard field goal
New Mexico State	6-49	1:33	1	Green 1-yard run
New Mexico State	18-76	6:01	4	6-yard pass (Lofton/Salter)

Longest scoring drive (plays) - 18 vs. New Mexico State (11-26-22)

Longest scoring drive (yards) - 99 at Old Dominion (10-01-22)

Longest scoring drive (time) - 6:57 vs. BYU (10-22-22)

Shortest scoring drive (plays) - 1 at Southern Miss (09-03-22); 1 at Old Dominion (10-01-22); 1 vs. BYU (10-22-22); 1 at UConn (11-12-22)

Shortest scoring drive (yards) - 0 at Southern Miss (09-03-22)

Shortest scoring drive (time) - 0:08 at Old Dominion (10-01-22)

2022 TURNOVER TABLE

Opponent	Takeaways	Pts.	Giveaways	Pts.
Southern Miss	5	10	3	14
UAB	4	0	1	7
Wake Forest	2	3	4	7
Akron	1	0	2	6
Old Dominion	2	7	2	7
UMass	1	7	1	7
Garnder-Webb	3	0	3	7
BYU	0	0	2	7
Arkansas	2	7	1	8
UConn	2	14	2	0
Virginia Tech	0	0	2	6
New Mexico State	1	7	3	7
Total	23	55	26	83

LU Turnover Margin: -3

Liberty Single-Season Top 5

Receptions

Catches/Yards

1) Darrin Peterson/2014	85/1,379
2) Pat Nelson/1991	81/1,075
3) Pat Kelly/2012	80/857
4) Antonio Gandy-Golden/2019	79/1,396
5) Fred Banks/1984	77/1,029
Demario Douglas/2022	73/977

Receiving Yardage

Yards/Catches

1) Antonio Gandy-Golden/2019	1,396/79
2) Darrin Peterson/2014	1,379/85
3) Chris Summers/2010	1,081/76
4) Pat Nelson/1991	1,075/81
5) Antonio Gandy-Golden/2017	1,066/69
Demario Douglas/2022	977/73

All-Purpose Yardage

1) Dominic Bolden/2008	1,814
2) Rashad Jennings/2008	1,690
3) Lawrence Worthington/1994	1,610
4) James Cole/1993	1,449
5) Andrew McFadden/1996	1,446
Demario Douglas/2022	1,414

Quarterback Sacks

1) Eric Simmons/1981	13.0
2) Jessie Lemonier/2019	10.5
3T) Larkin Harsey/1990	10.0
3T) Jessie Lemonier/2018	10.0
5) Toby Onyechi/2014	9.5
Durrell Johnson/2022	8.0

Tackles for Loss

1) Jason Wells/2000	25.0
2) Durrell Johnson/2022	22.5
3) Timothy Perren/2000	18.0
4T) Aaron DeBerry/2002	17.0
4T) Chima Uzowihe/2002	17.0

Liberty Career Top 5

Receptions

	Catches/Yards
1) Antonio Gandy-Golden/2016-19	240/3,814
2) Darrin Peterson/2012-15	215/3,170
3) Chris Summers/2008-11	188/2,712
4) Pat Nelson/1988-91	176/2,447
5) Demario Douglas/2019-Present	166/2,177

Kickoff Returns

1) Adrian Hall/2001-03	87
2T) Shedro Louis/2019-Present	75
2T) Adrian Cherry/1990-93	63
4T) Scott Thomas/1989-93	62
4T) Frankie Hickson/2016-19	62

Kickoff Return Touchdowns

1T) Dominic Bolden/2005-08	3
1T) Kevin Fogg/2009-13	3
Shedro Louis/2019-Present	2

Most Punts

1) Mike Forslund/1979-82	258
2) Kenny Smith/1984-87	239
3) Aidan Alves/2018-Present	224
4) Ben Rogers/1997-2000	222
5) Trey Turner/2014-17	217

Highest Punt Average

1) Trey Turner/2014-17	40.9
2) Aidan Alves/2018-Present	40.3
3) Eric Colvard/1992-95	39.8
4) Mike Larsson/2008-11	39.6
5) Mike Forslund/1979-82	39.5

Punt Returns

1) Demario Douglas/2019-Present	54
2) Adrian Hall/2001-03	52
3T) Wayne Haddix/1983-86	48
3T) Andrew McFadden/1995-96	48
3T) DJ Stubbs/2017-21	48

Punt Return Touchdowns

1) Richard Shelton/1984-88	3
Demario Douglas/2019-Present	2

Quarterback Sacks

1) Chima Uzowihe/2012-15	25.0
2) Aaron DeBerry/2000-03	22.0
3) Jessie Lemonier/2018-19	20.5
4) Juwan Wells/2015-18	19.5
5) Rodney Degrate/1994-96	19.0
TreShaun Clark/2019-Present	17.5
Durrell Johnson/2020-Present	16.5

Tackles for Loss

1) Aaron DeBerry/2000-03	45.0
2) Chima Uzowihe/2012-15	44.0
3) Seth Reichart/2001-04	41.0
T4) Jason Wells/1998-2000	40.0
T4) Durrell Johnson/2020-Present	40.0
TreShaun Clark/2019-Present	33.0

Career 300+ Yard Passing Games

#16 Charlie Brewer (12)

Date	Opponent	C-A-Int	Yds	TD
11/4/17	Kansas	23-29-0	315	3
11/11/17	Texas Tech	43-63-1	417	3
11/24/17	TCU	19-29-1	301	2
9/8/18	UTSA	23-34-0	328	3
9/29/18	Oklahoma	38-60-0	400	2
11/24/18	Texas Tech	22-30-1	308	3
12/27/18	Vanderbilt	21-34-1	384	2
9/21/19	Rice	20-27-0	303	1
9/28/19	Iowa State	26-45-0	307	3
10/12/19	Texas Tech	24-37-3	352	0
10/19/19	Oklahoma State	13-17-0	312	1
11/28/20	Kansas State	31-39-0	349	2

Career 100+ Yard Rushing Games

#0 Dae Dae Hunter (6)

Date	Opponent	No.	Yds	TD
9/4/21	Portland State	16	128	1
10/2/21	Fresno State	21	127	0
10/16/21	Nevada	8	174	2
9/24/22	Akron	18	118	1
10/1/22	Old Dominion	15	121	2
10/22/22	BYU	23	213	1

#1 Shedro Louis (3)

Date	Opponent	No.	Yds	TD
10/17/20	Syracuse	10	170	2
11/6/21	Ole Miss	7	101	1
10/1/22	Old Dominion	16	109	0

#2 TJ Green (1)

Date	Opponent	No.	Yds	TD
11/12/22	UConn	24	119	1

#3 Demario Douglas (1)

Date	Opponent	No.	Yds	TD
11/12/22	UConn	2	105	1

#16 Charlie Brewer (1)

Date	Opponent	No.	Yds	TD
12/27/18	Vanderbilt	16	109	1

Career 100+ Yard Receiving Games

#3 Demario Douglas (6)

Date	Opponent	No.	Yds	TD
10/24/20	Southern Miss	6	115	1
10/2/21	UAB	4	128	0
10/9/21	Middle Tennessee	6	156	1
9/17/22	Wake Forest	7	124	2
10/8/22	UMass	4	134	1
11/5/22	Arkansas	7	145	1

#8 Caleb Snead (6)

Date	Opponent	No.	Yds	TD
10/20/18	Monmouth	10	188	2
10/27/18	Gardner-Webb	7	119	1
10/26/19	Gardner-Webb	5	104	1
10/2/21	North Alabama	8	162	2
10/16/21	Monmouth	6	178	1
11/6/21	James Madison	11	198	2

#4 CJ Daniels (2)

Date	Opponent	No.	Yds	TD
10/23/21	North Texas	7	130	2
11/27/21	Army	8	118	0

LIBERTY TEAM

50+ Points	56 vs. Eastern Michigan, Dec. 18, 2021
60+ Points	62 vs. UMass, Oct. 30, 2021
70+ Points	73 vs. Kentucky Wesleyan, Sept. 28, 2013
Was shut out	vs. Syracuse, Aug. 31, 2019 (0-24)
Shut a team out at home	UMass, Nov. 27, 2020 (45-0)
Shut a team out on the road	Presbyterian, Nov. 5, 2016 (16-0)
Overtime game	at Southern Miss, Sept. 3, 2022 (won 29-27 in 4OT)
30+ first downs	30 at Ole Miss, Nov. 6, 2021
50+ rushing attempts	55 at Ole Miss, Nov. 6, 2021
60+ rushing attempts	61 vs. Charleston So., Oct. 30, 2004
200+ Yards Rushing	267 at UConn, Nov. 12, 2022
300+ Yards Rushing	300 vs. BYU, Oct. 22, 2022
400+ Yards Rushing	429 at Presbyterian, Oct. 13, 2012
Less than 100 Yards Rushing	91 at Arkansas, Nov. 5, 2022
Less than 50 Yards Rushing	45 at North Texas, Oct. 23, 2021
Less than 25 Yards Rushing	-4 vs. Syracuse, Aug. 31, 2019
50+ pass attempts	54 at New Mexico State, Oct. 6, 2018
60+ pass attempts	60 at Baylor, Sept. 2, 2017
300+ Yards Passing	305 vs. Army, Nov. 27, 2021
400+ Yards Passing	409 vs. UMass, Oct. 30, 2021
Less than 100 Yards Passing	79 at Auburn, Nov. 17, 2018
500+ Yards Total Offense	547 vs. BYU, Oct. 22, 2022
600+ Yards Total Offense	604 vs. UMass, Oct. 30, 2021
700+ Yards Total Offense	730 at UMass, Nov. 2, 2019
Less than 200 Yards Total Offense	134 at Auburn, Nov. 17, 2018
Less than 150 Yards Total Offense	134 at Auburn, Nov. 17, 2018
90+ offensive plays	96 at New Mexico State, Oct. 6, 2018
Forced 5 Turnovers	5 at Southern Miss, Sept. 3, 2022
Intercepted 4 Passes	4 at New Mexico, Sept. 29, 2018
Had 0 Turnovers	at North Texas, Oct. 23, 2021

LIBERTY INDIVIDUAL RUSHING

100+ Yards Rushing	119, T.J. Green at UConn, Nov. 12, 2022
	105, Demario Douglas at UConn, Nov. 12, 2022
150+ Yards Rushing	213, Dae Dae Hunter vs. BYU, Oct. 22, 2022
200+ Yards Rushing	213, Dae Dae Hunter vs. BYU, Oct. 22, 2022
QB Rushed for 100 Yards	157, Malik Willis at ULM, Oct. 16, 2021
Two Players with 100+ Yards Rushing	119, T.J. Green and 105, Demario Douglas at UConn, Nov. 12, 2022
Three Players with 100+ Yards Rushing	Never
100+ Yards Rushing by a WR	105, Demario Douglas at UConn, Nov. 12, 2022
Had a run of 50+ yards	75, Demario Douglas at UConn, Nov. 12, 2022
Had a run of 60+ yards	75, Demario Douglas at UConn, Nov. 12, 2022
Had a run of 70+ yards	75, Demario Douglas at UConn, Nov. 12, 2022
Had a run of 80+ yards	80, Dae Dae Hunter vs. BYU, Oct. 22, 2022
Had 30+ Rushing Attempts	30, Carrington Mosley vs. Duquesne, Nov. 4, 2017
Had 35+ Rushing Attempts	35, D.J. Abnar at Coastal Carolina, Nov. 22, 2014
Had 40+ Rushing Attempts	40, Eugene Goodman vs. Hofstra, Nov. 22, 2003
3+ Rushing Touchdowns	3, Shedro Louis at UMass, Oct. 8, 2022
4+ Rushing Touchdowns	4, Malik Willis vs. Coastal Carolina, Dec. 26, 2020
5+ Rushing Touchdowns	5, Kim Raynor vs. Ferrum, Nov. 3, 1979

LIBERTY INDIVIDUAL PASSING

300+ Yards Passing	305, Malik Willis vs. Army, Nov. 27, 2021
400+ Yards Passing	474, Stephen Calvert at UMass, Nov. 2, 2019
Had 30+ Completions	32, Stephen Calvert vs. Idaho State, Oct. 20, 2018
Had 40+ Completions	44, Stephen Calvert at Baylor, Sept. 2, 2017
Had 40+ Attempts	46, Malik Willis vs. Army, Nov. 27, 2021
Had 50+ Attempts	54, Stephen Calvert at New Mexico St., Oct. 6, 2018
Had 60+ Attempts	60, Stephen Calvert at Baylor, Sept. 2, 2017
50+ Yard Pass	60, Johnathan Bennett vs. Gardner-Webb, Oct. 15, 2022
80+ Yard Pass	83, Malik Willis vs. Western Carolina, Nov. 14, 2020
90+ Yard Pass	91, Biff Parson at Charleston So., Nov. 10, 2001
Had 3+ TD Passes	3, Johnathan Bennett at Arkansas, Nov. 5, 2022
Had 4+ TD Passes	4, Malik Willis vs. UMass, Oct. 30, 2021
Had 5+ TD Passes	6, Malik Willis vs. Southern Miss, Oct. 24, 2020
Had 6+ TD Passes	6, Malik Willis vs. Southern Miss, Oct. 24, 2020

LIBERTY INDIVIDUAL RECEIVING

Caught 10+ Passes	10, Antonio Gandy-Golden at BYU, Nov. 9, 2019
Two Players Caught 10+ Passes	13, Antonio Gandy-Golden and 10, Damian King at Baylor, Sept. 2, 2017
100+ Yards Receiving	145, Demario Douglas at Arkansas, Nov. 5, 2022
200+ Yards Receiving	205, Antonio Gandy-Golden at UMass, Nov. 3, 2018
Two Players with 100+ Yards Receiving	142, Antonio Gandy-Golden and 108, DJ Stubbs vs. Idaho State, Oct. 20, 2018
Three Players with 100+ Yards Receiving	129, Chris Summers, 115, Pat Kelly and 110, B.J. Hayes vs. St. Francis, Pa., Sept. 4, 2010
Had 2+ TD Catches	2, Demario Douglas at Wake Forest, Sept. 17, 2022
Had 3+ TD Catches	3, Antonio Gandy-Golden vs. Old Dominion, Sept. 1, 2018
100+ Yards Receiving by a TE	110, Tommy Shaver at Gardner-Webb, Oct. 8, 2011
100+ Yards Receiving by a RB	128, D.J. Jordan vs. Charleston So., Nov. 11, 2000
50+ Yard Reception	60, Noah Frith vs. Gardner-Webb, Oct. 15, 2022
80+ Yard Reception	83, Kevin Shaa vs. Western Carolina, Nov. 14, 2020
90+ Yard Reception	91, Travis Burns vs. Charleston So., Nov. 10, 2001

LIBERTY INDIVIDUAL DEFENSE

Had 10+ Tackles	10, Javon Scruggs vs. Virginia Tech, Nov. 19, 2022
	10, Aakil Washington vs. Virginia Tech, Nov. 19, 2022
Had 15+ Tackles	15, Rashaad Harding at ULM, Oct. 16, 2021
Had 2+ Interceptions	2, Anthony Butler vs. North Alabama, Oct. 3, 2020
Had 3+ Interceptions	3, Jeremy Peters at Gardner-Webb, Oct. 28, 2017
INT Return for a TD	27, Skyler Thomas vs. Eastern Michigan, Dec. 18, 2021
Fumble Return for a TD	0, Treon Sibley vs. Louisiana-Monroe, Oct. 10, 2020
Had 4+ Tackles for Loss	5, Jessie Lemonier vs. Idaho State, Oct. 20, 2018
Had 5+ Tackles for Loss	5, Jessie Lemonier vs. Idaho State, Oct. 20, 2018
Had 2+ Sacks	2.0, Durrell Johnson at Arkansas, Nov. 5, 2022
Had 3+ Sacks	3.0, Kendy Charles vs. Old Dominion, Sept. 18, 2021
Blocked a Punt	A'Khor Jones at Arkansas, Nov. 5, 2022
Blocked a FG	Aakil Washington at ULM, Oct. 16, 2021
Blocked a PAT	Skyler Thomas at Troy, Sept. 11, 2021
Recorded a Safety	vs. Virginia Tech, Nov. 19, 2022

LIBERTY INDIVIDUAL MISCELLANEOUS

KR for a TD	97, Shedro Louis vs. Virginia Tech, Nov. 19, 2022
Game-Opening KR for a TD	85, Danny Broggin vs. Gardner-Webb, Nov. 6, 2010
PR for a TD	72, Demario Douglas at North Texas, Oct. 23, 2021
Returned a Blocked Punt for a TD	0, Treon Sibley blocked and Chancellor Smith returned vs. Louisiana-Monroe, Oct. 10, 2020
Returned a Blocked FG for a TD	59, Erick Harris blocked and Jordan Alford returned vs. Elon, Nov. 20, 2004
Returned a PAT for a score	Seth Reichart blocked and Kevin Moon returned for the defensive 2-point conversion at Chattanooga, Nov. 13, 2004
Scored 4+ TDs in a game	4, Malik Willis vs. Coastal Carolina, Dec. 26, 2020
Passed for multiple TDs and Rushed for multiple TDs	Malik Willis
	3 passing TDs/2 rushing TDs vs. Eastern Michigan, Dec. 18, 2021
Passed for 200 Yards & Rushed for 100	Malik Willis, 287 passing/144 rushing at UAB, Oct. 2, 2021
Passed for 300 Yards & Rushed for 100	Mike Brown, 334 passing/160 rushing vs. Stony Brook, Nov. 20, 2010
300-yd Passer, 100-yd Rusher, 100-yd Receiver	Stephen Calvert, 319 passing Brandon Robinson, 105 rushing Antonio Gandy-Golden, 181 receiving vs. Hampton, Sept. 21, 2019
100-yd Rusher, 100-yd Receiver	Malik Willis, 144 rushing Demario Douglas, 128 receiving at UAB, Oct. 2, 2021
Punted the Ball 60+ Yards	60, Aidan Alves vs. New Mexico State, Nov. 26, 2022
Punted the Ball 70+ Yards	72, Aidan Alves at UMass, Nov. 2, 2019
Made a 50+ Yard FG	54, Alex Barbir vs. Western Carolina, Nov. 14, 2020
Made 3+ FG	3, Alex Barbir vs. Coastal Carolina, Dec. 26, 2020
Made 4+ FG	4, Alex Probert at Baylor, Sept. 2, 2017

Southern Miss (2-0)

10/24/20	W	56-35	Lynchburg
9/3/22	W	29-27 (4OT)	Hattiesburg, Miss.

UAB (2-0)

10/2/21	W	36-12	Birmingham, Ala.
9/10/22	W	21-14	Lynchburg

Wake Forest (0-3)

9/30/06	L	14-34	Winston-Salem, N.C.
9/1/12	L	17-20	Winston-Salem, N.C.
9/17/22	L	36-37	Winston-Salem, N.C.

Akron (1-1)

10/12/02	L	21-49	Akron, Ohio
9/24/22	W	21-12	Lynchburg

Old Dominion (3-1)

10/5/13	L	17-21	Norfolk, Va.
9/1/18	W	52-10	Lynchburg
9/18/21	W	45-17	Lynchburg
10/1/22	W	38-24	Norfolk, Va.

UMass (4-1)

11/3/18	L	59-62 (30T)	Amherst, Mass.
11/2/19	W	63-21	Amherst, Mass.
11/27/20	W	45-0	Lynchburg
10/30/21	W	62-17	Lynchburg
10/8/22	W	42-24	Amherst, Mass.

Gardner-Webb (15-9-1)

10/2/76	L	20-49	Boiling Springs, N.C.
10/1/77	L	7-22	Lynchburg
9/30/78	T	20-20	Boiling Springs, N.C.
9/29/79	W	29-32 (Forfeit)	Roanoke, Va.
10/18/80	W	15-14	Boiling Springs, N.C.
10/3/81	L	9-14	Lynchburg
9/19/00	W	19-8	Lynchburg
10/20/01	L	25-29	Boiling Springs, N.C.
10/5/02	L	21-31	Lynchburg
10/11/03	L	17-27	Boiling Springs, N.C.
10/2/04	W	17-9	Lynchburg
10/29/05	L	16-21	Boiling Springs, N.C.
10/21/06	L	24-27	Lynchburg
11/17/07	W	31-0	Boiling Springs, N.C.
11/15/08	W	30-10	Lynchburg
11/14/09	W	51-28	Boiling Springs, N.C.
11/6/10	W	40-14	Lynchburg
10/8/11	W	35-3	Boiling Springs, N.C.
10/6/12	W	42-35	Lynchburg
10/26/13	W	24-0	Boiling Springs, N.C.
10/25/14	W	34-0	Lynchburg
10/10/15	L	20-34	Boiling Springs, N.C.
10/29/16	W	23-20 (OT)	Lynchburg
10/28/17	W	33-17	Boiling Springs, N.C.
10/15/22	W	21-20	Lynchburg

BYU (1-1)

11/9/19	L	24-31	Provo, Utah
10/22/22	W	41-14	Lynchburg

Arkansas (1-0)

11/5/22	W	21-19	Fayetteville, Ark.
---------	---	-------	--------------------

UConn (0-2)

9/10/05	L	0-59	East Hartford, Conn.
11/12/22	L	33-36	East Hartford, Conn.

Virginia Tech (1-2)

9/3/16	L	13-36	Blacksburg, Va.
11/7/20	W	38-35	Blacksburg, Va.
11/19/22	L	22-23	Lynchburg

New Mexico State (3-2)

10/6/18	L	41-49	Las Cruces, N.M.
11/24/18	W	28-21	Lynchburg
10/5/19	W	20-13	Las Cruces, N.M.
11/30/19	W	49-28	Lynchburg
11/26/22	L	14-49	Lynchburg

Toledo (0-3)

9/17/94	L	37-47	Toledo, Ohio
9/6/03	L	3-49	Toledo, Ohio
10/6/07	L	34-35	Toledo, Ohio
12/20/22			Boca Raton, Fla.

ACC (2-12)

0-1 vs. North Carolina
0-2 vs. NC State
1-2 vs. Syracuse
0-2 vs. Virginia
1-2 vs. Virginia Tech
0-3 vs. Wake Forest
<i>Last Meeting:</i> L 23-22 vs. Virginia Tech, 11/19/22
<i>Current Streak:</i> L4

Big South (59-23)

1-0 vs. Campbell
11-5 vs. Charleston Southern
7-6 vs. Coastal Carolina
0-1 vs. Elon
12-5 vs. Gardner-Webb
1-0 vs. Hampton
2-1 vs. Kennesaw State
2-2 vs. Monmouth
1-0 vs. North Alabama
9-0 vs. Presbyterian
3-2 vs. Stony Brook
10-1 vs. VMI
<i>Last Meeting:</i> W 21-20 vs. Gardner-Webb, 10/15/22
<i>Current Streak:</i> W4

Conference USA (9-1)

1-0 vs FIU
1-0 vs. Middle Tennessee
1-1 vs. North Texas
2-0 vs. Old Dominion
1-0 vs. Southern Miss
2-0 vs. UAB
1-0 vs. Western Kentucky
<i>Last Meeting:</i> W 21-14 vs. UAB, 9/10/22
<i>Current Streak:</i> W8

MAC (5-9)

1-1 vs. Akron
1-0 vs. Ball State
0-1 vs. Bowling Green
1-0 vs. Buffalo
2-0 vs. Eastern Michigan
0-2 vs. Kent State
0-1 vs. Marshall
0-3 vs. Toledo
0-1 vs. UCF
<i>Last Meeting:</i> W, 21-12 vs. Akron, 9/24/22
<i>Current Streak:</i> W3

SEC (1-2)

1-0 vs. Arkansas
0-1 vs. Auburn
0-1 vs. Ole Miss
<i>Last Meeting:</i> W 21-19 at Arkansas, 11/5/2
<i>Current Streak:</i> W1

Sun Belt (9-3)

1-0 vs. Appalachian State
1-0 vs. Coastal Carolina
1-0 vs. Georgia Southern
1-0 vs. Georgia State
0-2 vs. Louisiana
1-0 vs. Old Dominion
1-0 vs. Southern Miss
2-0 vs. Troy
1-1 vs. ULM
<i>Last Meeting:</i> W 38-24 at Old Dominion, 10/1/22
<i>Current Streak:</i> W2

FBS Independents (8-11)

0-2 vs. Army
1-1 vs. BYU
3-2 vs. New Mexico State
0-1 vs. Northern Illinois
0-1 vs. Old Dominion
0-1 vs. UCF
0-1 vs. UConn
4-1 vs. UMass
0-1 vs. USF
<i>Last Meeting:</i> L 49-14 vs. New Mexico State, 11/26/22
<i>Current Streak:</i> L2

Liberty in Overtime (8-9 record)

9/21/96	at Morgan State	L, 28-34
10/12/97	Hampton	L, 27-33
10/3/98	Charleston So.	W, 28-21
10/24/98	Buffalo	W, 27-24
11/2/02	Eastern Kentucky	L, 28-35
11/22/03	Hofstra	W, 49-42
10/22/05	Coastal Carolina	L, 21-27 (30T)
9/15/07	at William & Mary	L, 41-48 (20T)
10/29/11	Presbyterian	W, 27-20 (20T)
10/19/13	Coastal Carolina	L, 52-55 (20T)
10/4/14	Richmond	L, 39-46 (20T)
10/11/14	at Appalachian St.	W, 55-48
10/17/15	at Monmouth	L, 17-20
10/29/16	Gardner-Webb	W, 23-20
11/3/18	at UMass	L, 59-62 (30T)
12/26/20	vs. Coastal Carolina	W, 37-34
9/3/22	at Southern Miss	W, 29-27 (40T)

Game 1

Liberty 29 Southern Miss 27 (4 OT)

Sept. 3, 2022

M.M. Roberts Stadium

Attendance: 24,051



29



27

Score by Quarters	1	2	3	4	OT	Score	Record
Liberty	0	10	0	14	5	29	1-0
Southern Miss	0	3	7	14	3	27	0-1

Scoring Summary

Qtr	Time	Team	Scoring	Conversion	Drive	TOP	LIBERTY	USM
2nd	14:54	USM	Bourgeois 39 yd. field goal		11-63	5:24	0	3
2nd	7:54	LU	Brown 32 yd. field goal		4-0	1:06	3	3
2nd	1:51	LU	Bennett 18 yd. run	Brown kick	1-28	0:15	10	3
3rd	10:27	USM	Gore 46 yd. run	Bourgeois kick	5-64	2:23	10	10
4th	14:44	USM	Scott 22 yd. interception return	Bourgeois kick		2:06	10	17
4th	11:30	LU	Douglas 10 yd. pass from Salter	Brown kick	10-79	3:07	17	17
4th	1:54	USM	Gore 5 yd. run	Bourgeois kick	8-80	4:03	17	24
4th	00:36	LU	Douglas 23 yd. pass from Salter	Brown kick	4-81	1:11	24	24
OT2	00:00	LU	Brown 26 yd. field goal		5-17		27	24
OT2	00:00	USM	Bourgeois 53 yd. field goal		4-11		27	27
OT 4	00:00	LU	Jackson pass from Salter				29	27



Team Statistics

	Liberty	USM
FIRST DOWNS	23	19
RUSHES-YARDS (NET)	48-244	54-252
PASSING YDS (NET)	203	139
Passes Att-Comp-Int	18-35-3	6-14-3
TOTAL OFFENSE PLAYS-YARDS	83-447	68-391
Punt Returns-Yards	1-5	0-0
Kickoff Returns-Yards	3-72	2-38
Interception Returns-Yards	3-22	3-22
Punts (Number-Avg)	5-43.4	4-41.2
Fumbles-Lost	1-0	2-2
Penalties-Yards	12-107	10-77
Possession Time	29:06	30:54
Third-Down Conversions	8 of 20	3 of 12
Fourth-Down Conversions	1 of 3	0 of 2
Red Zone Scores - Chances	4-5	1-5
Sacks By: Number-Yards	1-6	2-14

Individual Statistics

Southern Miss

Rushing	No.	Gain	Loss	Net	TD	Lg	Avg
Frank Gore	32	185	7	178	2	46	5.6
Antavious Willis	8	42	8	34	0	20	4.2
Ty Keyes	7	27	0	27	0	12	3.9
Passing	C-A-I	Yds	TD	Long	Sacks		
Ty Keyes	4-8-2	8	90	35	0		
Frank Gore	1-4-0	48	0	48	0		
Receiving	Target	No.	Yards	TD	Long		
Jakarius Caston	3	2	54	0	48		
Jason Brownlee	6	1	35	0	35		
Cole Cavallo	2	1	25	8	25		
Tackles	UA-A	Total	Sacks	TFL			
Malik Shorts	11-1	12	0.0-0	0.0-0			
Averle Habas	4-3	7	0.0-0	2.0-3			
Santrell Latham	6-0	6	1.0-4	2.0-5			
Jay Stanley	4-1	5	0.0-0	1.5-6			

Liberty

Rushing	No.	Gain	Loss	Net	TD	Lg	Avg
Kaidon Salter	9	69	4	65	0	15	7.2
Dae Dae Hunter	11	62	0	62	0	28	5.6
Shedro Louis	13	59	4	55	0	20	4.2
Johnathan Bennett	11	75	29	46	1	18	4.2
Passing	C-A-I	Yds	TD	Long	Sack		
Johnathan Bennett	7-18-2	37	0	12	2		
Kaidon Salter	8-13-1	148	2	51	0		
Charlie Brewer	3-4-0	18	0	11	0		
Receiving	Target	No.	Yards	TD	Long		
Demario Douglas	7	5	97	2	51		
CJ Yarbrough	4	3	36	0	25		
Caleb Snead	5	3	29	0	14		
Noah Frith	6	2	13	0	8		
Jerome Jackson	2	11	7	0	17		
Tackles	UA-A	Total	Sacks	TFL			
Mike Smith Jr.	4-4	8	0.0-0	0.0-0			
Ahmad Walker	4-4	8	0.0-0	1.0-3			
Dre Butler	4-3	7	0.0-0	0.0-0			
Kendy Charles	4-3	7	0.0-0	1.0-1			

Flames Open Season with Thrilling 4 OT Win Over Golden Eagles

Hattiesburg, Miss. - Liberty's defense forced its highest turnover total since 2012, but it was a stop in the fourth overtime period that sealed a thrilling 29-27 win for the Flames at M.M. Roberts Stadium.

The Flames overcame two fourth-quarter deficits to force its first overtime game since its win over No. 9 Coastal Carolina in the 2020 Cure Bowl. The game was the longest in program history, as Liberty had previously only played in a pair of games that went to three overtimes.

Liberty's defense was the story of the night, finishing the game with five caused turnovers (three interceptions and two forced fumbles). The unit finished 2021 with a combined 11 turnovers forced (nine interceptions and two forced fumbles).

The Flames outgained the Golden Eagles in the contest. Liberty finished the game with 447 total offensive yards on 83 total offensive plays (5.4 yards per play). Southern Miss ended the night with 391 yards on 68 plays (5.8 yards per play).

QB Kaidon Salter, the third quarterback to play for the Flames in the game, was Liberty's top

offensive weapon, finishing the night with 213 total offensive yards (4 carries for 65 yards, 8-of-13 passing for 148 yards and two touchdowns).

Turning Point: Liberty moved to its third quarterback of the night on its opening drive of the fourth quarter when Salter took over the Flames' offense.

The redshirt freshman completed his final three passing attempts on the 10-play, 79-yard scoring drive, including a 10-yard touchdown pass to Douglas with 11:30 left to play in regulation.

A Salter interception in the end zone on Liberty's next drive eventually led to Southern Miss taking the lead, 24-17. A direct snap to Frank Gore, Jr. allowed the running back to score on a five-yard run with 1:54 left to give the Golden Eagles a 24-17 lead.

However, Salter responded, leading Liberty on a four-play, 81-yard scoring drive that took only 71 seconds off the clock. Douglas' 23-yard touchdown tied the game 24-24 with 36 left in regulation.

Game 2
Liberty 21 UAB 14
Sept. 10, 2022
Williams Stadium
Attendance: 18,892



21



14

Score by Quarters	1	2	3	4	Score	Record
UAB	7	0	0	7	14	1-1
Liberty	0	7	7	7	21	2-0

Scoring Summary

Qtr	Time	Team	Scoring	Conversion	Drive	TOP	UAB	LIBERTY
1st	01:17	UAB	Brown Jr. 31 yd run	M.Quinn kick	4-80	1:56	7	0
2nd	12:55	LU	Louis 5 yd run	N.Brown kick	8-66	3:15	7	7
3rd	1:18	LU	Salter 2 yd run	N.Brown kick	6-62	2:54	7	14
4th	10:59	LU	Hunter 1 yd run	N.Brown kick	7-53	3:13	7	21
4th	3:08	UAB	D.McBride 9 yd run	M.Quinn kick	3-20	1:39	14	21



Team Statistics

	Liberty	UAB
FIRST DOWNS	18	15
RUSHES-YARDS (NET)	40-188	43-241
PASSING YDS (NET)	202	114
Passes Att-Comp-Int	13-25-0	10-15-0
TOTAL OFFENSE PLAYS-YARDS	65-390	58-355
Punt Returns-Yards	2-34	1-4
Kickoff Returns-Yards	1-32	3-67
Interception Returns-Yards	0-0	0-0
Punts (Number-Avg)	7-37.3	6-45.8
Fumbles-Lost	1-1	4-4
Penalties-Yards	8-84	5-40
Possession Time	28:31	31:29
Third-Down Conversions	3 of 12	4 of 12
Fourth-Down Conversions	0 of 0	1 of 2
Red Zone Scores - Chances	3-4	1-3
Sacks By: Number-Yards	4-31	2-8

Individual Statistics

UAB

Rushing	No.	Gain	Loss	Net	TD	Lg	Avg
DeWayne McBride	20	184	7	177	1	56	8.8
Jermaine Brown Jr.	17	101	10	91	1	31	5.4
Dylan Hopkins	6	4	31	-27	0	2	-4.5

Passing	C-A-I	Yds	TD	Long	Sack
DeWayne McBride	10-15-0	114	0	56	4

Receiving	Target	No.	Yards	TD	Long
Ryan Davis	4	3	19	0	8
TJ Jones	4	3	16	0	7
Tejhaun Palmer	3	2	20	0	14
Trea Shropshire	2	1	56	0	56

Tackles	UA-A	Total	Sacks	TFL
Tyler Taylor	4-5	9	0.0-0	0.5-1
Noah Wilder	3-4	7	0.0-0	1.0-2
Jaylen Kay	5-0	5	0.0-0	0.0-0
Keondre Swoopes	3-1	4	0.0-0	0.0-0

Liberty

Rushing	No.	Gain	Loss	Net	TD	Lg	Avg
Kaidon Salter	14	89	10	79	1	35	5.6
Dae Dae Hunter	10	68	4	64	1	20	6.4
Shedro Louis	13	48	3	45	1	17	3.5

Passing	C-A-I	Yds	TD	Long	Sack
Kaidon Salter	13-24-0	202	0	46	2

Receiving	Target	No.	Yards	TD	Long
Demario Douglas	4	3	51	0	39
Shedro Louis	3	3	36	0	17
Noah Frith	5	2	75	0	4
Dae Dae Hunter	2	2	8	0	9

Tackles	UA-A	Total	Sacks	TFL
Robert Rahimi	5-1	6	0.0-0	0.0-0
Javon Scruggs	3-3	6	0.0-0	0.5-2
Durrell Johnson	4-1	5	1.0-10	3.0-13
TreShaun Clark	4-1	5	1.5-9	1.5-9

Flames Open Home Schedule with Victory over Blazers

Lynchburg, Va. - Another stout defensive effort and a balanced offensive attack allowed Liberty to open its home slate with a hard-fought 21-14 win over UAB at Williams Stadium.

Following a game where they forced five turnovers in a four-overtime road win at Southern Miss, Liberty's defense finished the night with four more turnovers. The Blazers fumbled the ball away four times, while Liberty only gave the ball away once in the rain-soaked contest.

The Flames outgained UAB on the night, 390 total offensive yards to 355. Liberty evenly distributed its offense, rushing 40 times for 188 yards and passing 25 times for 202 yards.

Conversely, the Blazers relied heavily on their rushing attack, gaining 241 of its 355 total offensive yards on the ground.

Redshirt freshman quarterback Kaidon Salter made his first career start. He completed 13-of-25 passing attempts for 202 yards while leading the team with 14 carries for 79 yards. He recorded one of Liberty's three rushing touchdowns on the night.

Turning Point: The Flames looked like they put the game away on their first drive of the fourth quarter when Hunter capped a seven-play, 53-yard scoring drive. The Hawaii transfer's first touchdown at Liberty was a one-yard run to the right side of the line, giving the Flames a 21-7 lead with 10:59 left in the contest.

However, Liberty's first giveaway of the game, a fumble by Malik Caper with 4:47 left to play allowed UAB to get back the ball in Flame's territory and score a touchdown with 3:08 left to play to make it 21-14.

A 17-yard run by Louis and a 35-yard burst by Salter allowed Liberty to pick up two first downs on the next drive and wind out the clock for the win.

Game 3

No. 18 Wake Forest 37 Liberty 36

Sept. 17, 2022

Truist Field

Attendance: 32, 891

WF

37




36

Score by Quarters	1	2	3	4	Score	Record
Liberty	0	8	15	13	36	2-1
No. 18 Wake Forest	3	17	0	17	37	3-0

Scoring Summary

Qtr	Time	Team	Scoring	Conversion	Drive	TOP	LIBERTY	WF
1st	9:16	WF	Dennis 33 yd field goal		10-36	3:01	0	3
2nd	13:19	WF	Banks 16 yd pass from Hartman	Dennis kick	6-30	1:27	0	10
2nd	10:55	LU	Brown 47 yd field goal		4-6	0:57	3	10
2nd	8:39	WF	Dennis 27 yd field goal		7-66	2:16	3	13
2nd	4:39	LU	SAFETY			1:01	5	13
2nd	0:52	WF	Whiteheart 8 yd pass from Hartman	Dennis kick	4-63	2:11	5	20
2nd	0:00	LIB	Brown 28 yd field goal		5-46	0:45	8	20
3rd	12:46	LIB	Salter 43 yd run	Brown kick	3-74	1:20	15	20
3rd	10:08	LIB	Hunter 43 yd run	Douglas pass from Salter	4-63	1:57	23	20
4th	12:39	WF	Dennis 46 yd field goal		16-61	4:26	23	23
4th	9:14	WF	Banks 3 yd pass from Hartman	Dennis kick	3-4	1:04	23	30
4th	5:50	LIB	Douglas 38 yd pass from Salter	Brown kick	8-77	3:18	30	30
4th	3:39	WF	Ellison 1 yd run	Dennis kick	5-71	2:11	30	37
4th	1:11	LIB	Douglas 18 yd pass from Salter	Yarbrough rush failed	8-70	2:25	36	37



Team Statistics

	Liberty	WF
FIRST DOWNS	22	16
RUSHES-YARDS (NET)	40-181	26-21
PASSING YDS (NET)	256	325
Passes Comp-Att-Int	19-37-3	26-44-2
TOTAL OFFENSE PLAYS-YARDS	77-437	70-346
Punt Returns-Yards	0-0	1-38
Kickoff Returns-Yards	7-114	0-0
Interception Returns-Yards	2-9	3-0
Punts (Number-Avg)	2-42.0	4-26.8
Fumbles-Lost	2-1	0-0
Penalties-Yards	5-41	8-70
Possession Time	35:28	24:32
Third-Down Conversions	4 of 17	6 of 16
Fourth-Down Conversions	4 of 5	1 of 2
Red-Zone Scores-Chances	2-2	7-7
Sacks By: Number-Yards	3-10	5-30

Individual Statistics

Wake Forest

Rushing	No.	Gain	Loss	Net	TD	Lg	Avg
Sam Hartman	8	22	11	11	0	13	1.4
Christian Turner	7	8	3	5	0	6	0.7
Justice Ellison	7	9	5	4	1	5	0.6

Passing	C-A-I	Yds	TD	Long	Sack
Sam Hartman	26-44-2	325	3	42	3

Receiving	Target	No.	Yards	TD	Long
Jahmal Banks	7	6	56	2	16
Ke'Shawn Williams	8	5	129	0	42
A.T. Perry	10	4	33	0	10
Taylor Morin	7	4	21	0	8

Tackles	UA-A	Total	Sacks	TFL
Malik Mustapha	7-6	13	2.0-12	2.0-12
Chelen Games	8-4	12	0.0-0	0.0-0
Ryan Smenda, Jr.	4-7	11	0.0-0	0.5-4
Jermal Martin, Jr.	3-4	7	0.0-0	0.5-0

Liberty

Rushing	No.	Gain	Loss	Net	TD	Lg	Avg
Dae Dae Hunter	18	103	10	93	1	43	5.2
Kaidon Salter	15	100	29	71	1	43	4.7
Shedro Louis	6	20	0	20	0	7	3.3

Passing	C-A-I	Yds	TD	Long	Sack
Kaidon Salter	19-34-2	256	2	38	4
Johnathan Bennett	0-3-1	0	0	0	1

Receiving	Target	No.	Yards	TD	Long
Demario Douglas	14	7	124	2	38
Dae Dae Hunter	5	5	21	0	10
Caleb Snead	7	3	59	0	27
CJ Yarbrough	3	2	36	0	19

Tackles	UA-A	Total	Sacks	TFL
Mike Smith, Jr.	6-4	10	0.0-0	2.5-4
Quinton Reese	6-0	6	0.0-0	1.0-2
Ahmad Walker	2-4	6	2.0-7	2.5-8
Robert Rahimi	4-1	5	0.0-0	0.0-0

Flames 4th Quarter Rally Falls Short Against No. 18 Wake Forest

Winston-Salem, N.C. - Liberty scored a touchdown with 1:11 left in the fourth quarter and came up short on the following two-point conversation, allowing No. 18 Wake Forest to escape with a 37-36 win at Truist Field.

Liberty erased a 12-point halftime deficit to take the lead at the end of the third quarter, only to have Wake Forest score three touchdowns in the fourth quarter to regain the lead.

The Flames' Kaidon Salter led the Flames on one more scoring drive and hit Demario Douglas with an 18-yard touchdown strike on a fourth-and-four play to pull Liberty within one.

Head coach Hugh Freeze elected to go for two during the waning seconds of regulation. The Flames' trick play came up just short of the goal line that would have given Liberty its second-ever win over a ranked FBS team.

The Flames outgained the home-standing Demon Deacons, 437 yards to 346, including a 302 to 153-yard edge during the second half.

Liberty finished the night rushing for 181 yards and two touchdowns, including a season-best 93 yards for Dae Dae Hunter. With the yardage, the Hawaii transfer moves over the 1,000-rushing mark for his collegiate career (834 yards at Hawaii and 219 yards at Liberty).

Douglas posted his fourth career 100-yard game, leading Liberty's receiver with 14 receptions for 124 yards and two touchdowns.

Turning Point: Wake Forest got its offense back on track during the final 15 minutes, scoring three times during the last period to regain the lead with 3:39 in regulation.

Salter completed 4-of-6 passing attempts during Liberty's final drive, including completed passes of 18, 22 and 23 yards to Douglas on the drive.

On the two-point conversation, Salter handed the ball off to Hunter, who handled it to CJ Yarbrough. However, the wide receiver could not find an open receiver in the end zone and was forced out before he could rush the ball in for the potential game-winning play.

Game 4
Liberty 21 Akron 12
Sept. 24, 2022
Williams Stadium
Attendance: 20,004



21 **A** **12**

Score by Quarters	1	2	3	4	Score	Record
Akron	0	3	3	6	12	1-3
Liberty	7	7	0	7	21	3-1

Scoring Summary

Qtr	Time	Team	Scoring	Conversion	Drive	TOP	AKR	LU
1st	10:58	LU	Coleman 22 yd pass from Bennett	Brown kick	8-61	3:34	0	7
2nd	14:13	LU	Sibley 30 yd pass from Bennett	N.Brown kick	8-68	4:36	0	14
2nd	0:00	AKR	Perez 34 yd field goal		9-61	0:56	3	14
3rd	7:19	AKR	Perez 26 yd field goal		13-58	6:15	6	14
4th	14:21	AKR	A.Adams 11 yd pass from Irons	D.Irons run failed	10-48	3:20	12	14
4th	4:46	LU	Hunter 1 yd rush	Brown kick	8-52	4:13	12	21



Team Statistics

	Liberty	AKR
FIRST DOWNS	18	19
RUSHES-YARDS (NET)	37-157	28-52
PASSING YDS (NET)	152	269
Passes Comp-Att-Int	13-28-1	29-52-1
TOTAL OFFENSE PLAYS-YARDS	65-309	80-321
Punt Returns-Yards	2-9	3-52
Kickoff Returns-Yards	3-66	1-30
Interception Returns-Yards	1-0	1-20
Punts (Number-Avg)	6-47.2	6-37.0
Fumbles-Lost	1-1	1-0
Penalties-Yards	8-59	8-79
Possession Time	28:52	31:08
Third-Down Conversions	7 of 16	6 of 18
Fourth-Down Conversions	1 of 15	1 of 3
Red-Zone Scores-Chances	2-3	3-4
Sacks By: Number-Yards	5-38	2-7

Individual Statistics

Akron

Rushing	No.	Gain	Loss	Net	TD	Lg	Avg
Cam Wiley	12	52	0	52	0	11	4.3
DJ Irons	14	37	38	-1	0	9	-0.1
Passing	C-A-I	Yds	TD	Long	Sack		
DJ Irons	29-52-1	269	1	41	5		
Receiving	Target	No.	Yards	TD	Long		
Daniel George	18	11	93	0	16		
Alex Adams	7	5	48	1	11		
TJ Banks	4	3	24	0	22		
Cam Wiley	8	3	23	0	12		
Tackles	UA-A	Total	Sacks	TFL			
Bubba Arisianian	6-10	16	0.0-0	1.0-1			
Darrian Lewis	4-4	8	0.0-0	2.0-8			
Nate Thompson	3-4	7	0.0-0	0.0-0			
Tyson Durant	2-2	4	0.0-0	0.00			

Liberty

Rushing	No.	Gain	Loss	Net	TD	Lg	Avg
Dae Dae Hunter	18	127	9	118	1	31	6.6
Shedro Lewis	6	28	0	28	0	14	4.7
Nate Hampton	5	19	0	19	0	7	3.8
Passing	C-A-I	Yds	TD	Long	Sack		
Johnathan Bennett	13-27-1	152	2	30	2		
Receiving	Target	No.	Yards	TD	Long		
Demario Douglas	10	5	40	0	14		
Javon Lofton	5	4	47	0	13		
Khaleb Coleman	2	2	31	1	22		
Treon Sibley	5	1	30	1	30		
Tackles	UA-A	Total	Sacks	TFL			
Ahmad Walker	4-5	9	0.0-0	0.5-1			
Mike Smith, Jr.	3-6	9	0.0-0	0.0-0			
Tyren Dupree	4-4	8	0.0-0	0.0-0			
Aakil Washington	0-6	6	0.0-0	0.0-0			

4th Quarter Push Gives Liberty Win Over Akron

Lynchburg, Va. - A key defensive stop and a one-yard rushing touchdown by Dae Dae Hunter with under five minutes remaining gave Liberty the cushion it needed in a 21-12 win over Akron at Williams Stadium.

After taking a 14-0 lead just over 15 minutes into the game, the Flames struggled to find offensive consistency during the last 45 minutes of play.

Akron scored 12-straight points and nearly tied the contest early in the fourth quarter, but a failed two-point conversion allowed Liberty to maintain a slim two-point edge.

Liberty had a balanced offensive attack (157 rushing yards, 152 passing yards), while Akron relied heavily on its passing attack (52 rushing yards, 269 passing yards).

Hunter posted his first 100-yard rushing performance as a Flame and the fourth of his collegiate career. The Hawaii transfer finished the night rushing 18 times for 118 yards and scored his rushing touchdown with 4:46 left in the contest.

Linebackers Ahmad Walker (four solo, five assisted) and Mike Smith, Jr. (three solo, six assisted) paced Liberty with nine tackles. The Flames finished the night with 7.0 tackles for a loss, with defensive end Durrell Johnson leading the way with 3.5 negative stops.

Turning Point: Two plays into the fourth quarter, Akron pulled within two points of the Flames when DJ Irons completed an 11-yard touchdown pass to Alex Adams. The Zips went for two, but Irons was stopped short of the goal line on his run, allowing Liberty to cling to a 14-12 edge.

The Flames' defense held firm the rest of the quarter, allowing just two additional first downs on the Zips' next four drives to give Liberty's offense a chance to seal the game.

Punter Aidan Alves pinned Akron inside the 20-yard line twice, including one at the one-yard line that gave Liberty a short field on its next drive.

Starting at its own 48-yard line, Liberty kept the ball on the ground for eight-straight plays, including the game-sealing touchdown score by Hunter with 4:46 left to play.

Game 5

Liberty 38 Old Dominion 24

Oct. 1, 2022

S.B. Ballard Stadium

Attendance: 18,368



34



24

Score by Quarters	1	2	3	4	Score	Record
Liberty	14	7	10	7	34	4-1
Old Dominion	14	3	7	0	24	2-3

Scoring Summary

Qtr	Time	Team	Scoring	Conversion	Drive	TOP	LU	ODU
1st	13:14	LU	Lofton 34 yd pass from Salter	Brown kick	1-34	0:08	7	0
1st	7:22	LU	C.Yarbrough 41 yd pass from Salter	Brown kick	4-77	1:30	14	0
1st	5:07	ODU	H.Wolff 8 yd run	Sanchez kick	8-75	2:15	14	7
1st	0:23	ODU	Jennings 4 yd pass from Wolff	Sanchez kick	8-40	3:47	14	14
2nd	12:23	LU	Hunter 29 yd run	Brown kick	7-83	2:56	21	14
2nd	7:22	ODU	Sanchez 34 yd field goal		12-58	5:01	21	17
3rd	6:34	LU	Brown 49 yd field goal		7-29	3:12	24	17
3rd	3:01	ODU	Watson 16 yd pass from Wolff	Sanchez kick	8-75	3:33	24	24
3rd	0:05	LU	Hunter 32 yd run	Brown kick	6-70	2:56	31	24
4th	6:55	LU	Hunter 41 yd pass from Bennett	Brown kick	8-99	4:55	38	24



Team Statistics

	Liberty	ODU
FIRST DOWNS	23	20
RUSHES-YARDS (NET)	39-210	34-118
PASSING YDS (NET)	268	297
Passes Comp-Att-Int	17-28-2	27-46-1
TOTAL OFFENSE PLAYS-YARDS	67-478	80-415
Punt Returns-Yards	2-10	1-11
Kickoff Returns-Yards	2-33	1-8
Interception Returns-Yards	1-24	2-24
Punts (Number-Avg)	4-43.0	6-42.7
Fumbles-Lost	0-0	2-1
Penalties-Yards	3-30	14-120
Possession Time	28:57	31:03
Third-Down Conversions	4 of 10	7 of 19
Fourth-Down Conversions	0 of 0	2 of 3
Red-Zone Scores-Chances	0-2	4-5
Sacks By: Number-Yards	4-14	4-28

Individual Statistics

ODU

Rushing	No.	Gain	Loss	Net	TD	Lg	Avg
Blake Watson	15	81	1	80	0	30	5.3
Keshawn Wicks	4	17	0	17	0	9	4.2
Obie Sanni	3	15	4	11	0	8	3.7
Hayden Wolff	10	32	24	8	1	10	0.8

Passing	C-A-I	Yds	TD	Long	Sack
Hayden Wolff	27-46-1	297	2	30	4

Receiving	Target	No.	Yards	TD	Long
Ali Jennings	12	8	129	1	30
Javon Harvey	7	7	64	0	27
Blake Watson	10	6	60	1	21

Tackles	UA-A	Total	Sacks	TFL
Jason Henderson	6-9	15	0.0-0	1.0-1
Tre Hawkins	7-0	7	0.0-0	0.0-0
R'Tarriun Johnson	6-1	7	1.0-6	1.0-6
Devin Brandt-Epps	2-3	5	0.0-0	0.0-0

Liberty

Rushing	No.	Gain	Loss	Net	TD	Lg	Avg
Dae Dae Hunter	15	122	1	121	2	32	8.1
Shedro Lewis	16	109	0	109	0	40	6.8

Passing	C-A-I	Yds	TD	Long	Sack
Kaidon Salter	10-19-2	170	2	41	2
Johnathan Bennett	7-9-0	98	1	41	2

Receiving	Target	No.	Yards	TD	Long
CJ Yarbrough	5	4	94	1	41
Dae Dae Hunter	5	4	62	1	41
Jaivan Lofton	3	2	44	1	34
DeMario Douglas	5	2	13	0	7

Tackles	UA-A	Total	Sacks	TFL
Javon Scruggs	2-6	8	0.0-0	0.5-2
Tyren Dupree	5-2	7	1.0-4	1.0-4
Ahmad Walker	2-5	7	0.0-0	0.5-1
Mike Smith, Jr.	2-4	6	0.0-0	0.5-2

Flames Outlast Monarchs For 38-24 Road Win

Norfolk, Va. - A pair of late touchdowns from running back Dae Dae Hunter allowed Liberty to open up a tied game and outlast Old Dominion for a 38-24 win at S.B. Ballard Stadium.

The Flames jumped out to a quick 14-0 during the first eight minutes of the game thanks to a pair of highlight-reel touchdown receptions.

However, the Monarchs clawed their way back into the game. The home team tied the contest for the second time with 3:01 left to play in the third quarter to set the stage for Liberty's ground attack to take over.

The Flames finished the game with a season-best 478 total offensive yards on 67 plays, averaging a season-high 71 yards per play. Old Dominion also amassed an opponent season-high total, finishing with 415 yards on 80 plays (5.2 yards per play).

Liberty surpassed the 200-yard mark on the ground for the second time this year, ending the game with 210 yards on 39 carries with two rushing touchdowns.

For the first time since 2020, Liberty had a pair of players surpass the 100-yard mark on the

ground. Hunter rushed 15 times for 121 yards and the game-sealing touchdowns. Shedro Lewis posted his third career 100-yard game with 16 carries for 109 yards.

Liberty used three quarterbacks in the game. Starter Kaidon Salter finished the night 10-of-19 for 170 yards, with two touchdowns and two touchdowns.

Johnathan Bennett's second-half play allowed Liberty to secure the win, as he completed 7-of-9 passing attempts for 98 yards and a touchdown.

Turning Point: After taking a 31-24 lead on the final play of the third quarter, Liberty found itself pinned on its own one-yard line midway through the fourth quarter. The Flames ground out an eight-play, 99-yard scoring drive that ended on a 41-yard touchdown pass from Bennett to Hunter to push Liberty's lead back to two scores, 38-24.

On the drive, Bennett completed all four of his pass attempts, including the game-sealing play to Hunter with 6:55 left to play in the contest.

Game 6

Liberty 42 UMass 24

Oct. 8, 2022

McGuirk Alumni Stadium

Attendance: 11,217



42

UMASS

24

Score by Quarters	1	2	3	4	Score	Record
Liberty	0	21	14	7	42	5-1
UMass	7	3	0	14	24	1-5

Scoring Summary

Qtr	Time	Team	Scoring	Conversion	Drive	TOP	LU	UMASS
1st	6:13	UMass	Desrosiers 53 yd run	Carson kick	2-65	0:45	0	7
2nd	10:56	LU	Hunter 1 yd run	Brown kick	4-28	1:32	7	7
2nd	7:02	LU	Louis 1 yd run	Brown kick	5-55	0:55	14	7
2nd	01:53	UMass	Carson 28 yd filed goal		10-66	5:09	14	10
2nd	0:42	LU	Bollinger 4 yd pass from Bennett	Brown kick	4-61	1:04	21	10
3rd	6:58	LU	Louis 6 yd run	Brown kick	5-66	1:39	28	10
3rd	3:22	LU	Louis 2 yd run	Brown kick	7-33	2:22	35	10
4th	14:52	UMass	Mahoney 22 yd fumble return	Carson kick		0:46	35	17
4th	12:34	LU	Douglas 39 yd pass from Bennett	Brown kick	8-73	2:13	42	17
4th	4:22	UMass	Desrosiers 5 yd run	Carson kick	6-85	3:04	42	24



Team Statistics

	Liberty	UMass
FIRST DOWNS	21	12
RUSHES-YARDS (NET)	49-194	43-145
PASSING YDS (NET)	259	88
Passes Comp-Att-Int	12-23-0	6-14-1
TOTAL OFFENSE PLAYS-YARDS	72-453	57-233
Punt Returns-Yards	2-9	1-9
Kickoff Returns-Yards	4-82	2-29
Interception Returns-Yards	1-0	0-0
Punts (Number-Avg)	5-40.2	10-39.7
Fumbles-Lost	2-1	0-0
Penalties-Yards	3-40	9-58
Possession Time	29:32	29:50
Third-Down Conversions	5 of 13	1 of 14
Fourth-Down Conversions	0 of 2	1 of 1
Red-Zone Scores-Chances	5-6	2-2
Sacks By: Number-Yards	6-59	3-15

Individual Statistics

UMass

Rushing	No.	Gain	Loss	Net	TD	Lg	Avg
Gregory Desrosiers	7	111	1	110	2	53	15.7
Gino Campiotti	13	31	17	14	0	7	1.1
Garrett Dzuro	11	50	43	7	0	25	0.6

Passing	C-A-I	Yds	TD	Long	Sack
Garrett Dzuro	5-7-0	83	0	45	4
Gino Campiotti	1-7-1	5	0	5	2

Receiving	Target	No.	Yards	TD	Long
George Johnson	5	2	24	0	12
Jamir Roberts	1	1	45	0	45
Isaac Ross	2	1	11	0	11
Jacquon Gibson	3	1	5	0	5

Tackles	UA-A	Total	Sacks	TFL
Jalon Ferrell	6-3	9	0.0-0	0.5-1
Marcus Cushnie	4-3	7	1.0-6	3.0-8
Jalen Mackie	2-3	5	1.0-6	2.0-7
Tyler Rudolph	2-3	5	0.0-0	0.0-0

Liberty

Rushing	No.	Gain	Loss	Net	TD	Lg	Avg
Dae Dae Hunter	17	89	11	78	1	23	4.6
Johnathan Bennett	9	59	9	50	0	23	5.6
TJ Green	6	39	0	39	0	15	6.5
Shedro Louis	9	27	1	26	3	9	2.9

Passing	C-A-I	Yds	TD	Long	Sack
Johnathan Bennett	9-18-0	183	2	51	2
Nate Hampton	3-5-0	76	0	39	1

Receiving	Target	No.	Yards	TD	Long
Demario Douglas	7	4	134	1	51
Treon Sibley	2	2	41	0	29
Noah Frith	3	1	32	0	32

Tackles	UA-A	Total	Sacks	TFL
Javon Scruggs	3-4	7	1.0-12	1.0-12
Robert Rahimi	3-3	6	0.0-0	0.0-0
Tyren Dupree	2-4	6	0.0-0	1.0-6
Mike Smith, Jr.	3-2	5	0.0-0	0.0-0

Second Quarter Push Leads Liberty to 42-24 Win Over UMass

Amherst, Mass. - The Flames used 21 second-quarter points to open up a close game en route to a 42-24 win at McGuirk Alumni Stadium.

With the win, Liberty's third in a row, the 5-1 Flames move within a win of becoming bowl eligible for the fourth-consecutive season.

Liberty outgained UMass, 453 to 233 yards, jump-starting the offense after finishing the first quarter with 87 yards on 16 plays.

The Flames missed crossing the 200-yard rushing threshold for the third time this season by six yards, finishing the game with 194 yards and four rushing touchdowns.

Liberty's ground game was led by Dae Dae Hunter, who carried the ball 17 times for 78 yards and a touchdown. Shedro Louis finished the night with a career-high three rushing touchdowns, carrying the ball nine times for 50 yards.

Demario Douglas posted his fifth career 100-yard game and second of the season, leading Liberty's receivers with four catches for 134 yards and a touchdown.

Johnathan Bennett led Liberty's passing attack, completing 9-of-18 passing attempts for 183 yards and two touchdowns. Nate Hampton followed, completing 3-of-5 attempts for 76 yards.

Javon Scruggs paced Liberty's defensive effort, finishing the game with seven stops, including a 12-yard sack. Liberty, who came into the game ranked No. 9 in the country in sacks (3.40 per game), ended the day with a season-best six sacks.

Turning Point: After failing to score in the first quarter for the fourth time in six games in 2022, Liberty changed its offensive play calling to a more up-tempo offensive attack in the second quarter.

The Flames scored on three-consecutive drives that took a total of 3:31 off the game clock during the period (first drive - 1:32; second drive - 55 seconds; third drive - 1:04).

Liberty scored on a pair of one-yard rushing touchdowns (Hunter at 10:56 and Louis at 7:02) and a four-yard passing touchdown from Bennett to tight end Michael Bollinger with 42 seconds left in the quarter, giving Liberty a 21-10 edge at halftime.

Game 7
Liberty 21 Gardner-Webb 20
Oct. 15, 2022
Williams Stadium
Attendance: 20,924



21



20

Score by Quarters	1	2	3	4	Score	Record
Gardner-Webb	0	10	7	3	20	2-5
Liberty	7	7	0	7	21	6-1

Scoring Summary

Qtr	Time	Team	Scoring	Conversion	Drive	TOP	GW	LU
1st	4:29	LU	Jackson 7 yd pass from Bennett	Brown kick	7-69	2:57	0	7
2nd	10:41	GWU	Gaither 2 yd run	Billingsley kick	11-88	4:48	7	7
2nd	10:01	LU	Louis 2 yd run	Brown kick	2-62	00:3	27	14
2nd	0:00	GWU	Billingsley 22 yd field goal		13-93	3:30	10	14
3rd	9:29	GWU	Luther 10 yd pass from Fisher	Billingsley kick	9-57	4:07	17	14
4th	14:50	GWU	Billingsley 41 yd field goal		8-21	3:53	20	14
4th	10:11	LU	Hunter 1 yd run	Brown kick	10-67	4:38	20	21



Team Statistics

	Liberty	GWU
FIRST DOWNS	14	22
RUSHES-YARDS (NET)	29-93	34-86
PASSING YDS (NET)	222	239
Passes Comp-Att-Int	17-32-2	23-44-3
TOTAL OFFENSE PLAYS-YARDS	61-315	78-325
Punt Returns-Yards	4-11	0-0
Kickoff Returns-Yards	2-15	0-0
Interception Returns-Yards	3-1	2- -1
Punts (Number-Avg)	8-41.1	8-37.1
Fumbles-Lost	2-1	0-0
Penalties-Yards	6-44	6-42
Possession Time	25:33	34:27
Third-Down Conversions	1 of 12	5 of 14
Fourth-Down Conversions	1 of 2	0 of 0
Red-Zone Scores-Chances	3-5	4-4
Sacks By: Number-Yards	5-31	5-17

Individual Statistics

GWU

Rushing	No.	Gain	Loss	Net	TD	Lg	Avg
Narii Gaither	21	104	4	100	1	34	4.8
Jayden Brown	2	3	0	3	0	2	1.5
Janiero Crankfield	1	0	0	0	0	0	0.0

Passing	C-A-I	Yds	TD	Long	Sack
Bailey Fisher	23-43-2	239	1	46	5

Receiving	Target	No.	Yards	TD	Long
Cutrell Haywood	16	9	57	0	17
T.J. Luther	13	8	131	1	46
Narii Gaither	6	3	8	0	12
Anthony Herock	2	2	16	0	14

Tackles	UA-A	Total	Sacks	TFL
William McRainey	3-4	7	1.0-1	1.0-1
Jamari Brown	5-1	6	0.0-0	0.0-0
Josiah Wright	4-2	6	0.0-0	0.0-0
Ty French	2-2	4	2.0-11	2.0-11

Liberty

Rushing	No.	Gain	Loss	Net	TD	Lg	Avg
Dae Dae Hunter	9	76	0	76	1	46	8.4
Shedro Louis	6	18	3	15	1	7	2.5
TJ Green	2	4	0	4	0	4	2.0

Passing	C-A-I	Yds	TD	Long	Sack
Johnathan Bennett	17-30-2	222	1	60	4

Receiving	Target	No.	Yards	TD	Long
Demario Douglas	10	8	87	0	31
Noah Frith	8	4	97	0	60
Dae Dae Hunter	2	2	25	0	20
Jaivian Lofton	4	2	6	0	4

Tackles	UA-A	Total	Sacks	TFL
Mike Smith, Jr.	6-1	7	0.0-0	3.0-5
Ahmad Walker	6-1	7	0.0-0	1.0-2
Kendy Charles	1-5	6	1.0-6	1.5-7
Durrell Johnson	3-2	5	1.0-6	1.5-7

Flames Secure Bowl Eligibility with Homecoming Win

Lynchburg, Va. - An early fourth-quarter touchdown allowed Liberty to regain the lead and secure its fourth bowl-eligible season with a 21-20 win over Gardner-Webb during Homecoming Weekend.

The win, Liberty's fourth in a row, pushes the Flames' record to 6-1. The victory also gives the Flames their 17th straight season with six or more victories, extending a streak that began in 2006.

The combination of Gardner-Webb's clock-eating offense and stout defense limited Liberty to a season-low 315 total offensive yards on 61 plays (5.2 yards per play).

Liberty gained most of its yardage through the air, finishing the night with 222 passing yards. The Flames rushed for a season-low 93 yards but scored two of its three touchdowns via the rushing attack.

Johnathan Bennett finished the night by completing 17-of-30 passing attempts for 222 yards and a touchdown pass.

Liberty's defense held Gardner-Webb to 325 yards on 78 plays (4.2 yards per play). The Flames defenders, who ranked No. 5 in the country in tackle for a loss, finished the night with a season-high 13 TFLs.

Turning Point: Gardner-Webb controlled the pace of play in the first three quarters, finishing the first 45 minutes of play with a 31:54 to 14:06 time of possession advantage.

Liberty pieced together its longest drive of the game in terms of play, a 10-play, 67-yard drive on its first possession of the fourth quarter. Hunter finished off the drive with a one-yard touchdown run at 10:11 to account for the game's final score.

The Flames finally were able to eat up some clock during the final quarter, finishing with an 11:27 to 3:33 TOP edge during the fourth.

Gardner-Webb made one last push in the fourth quarter to regain the lead, getting near midfield before Daijahn Anthony picked off Gardner-Webb's Bailey Fisher, his third intercepted pass of the day.

Game 8
Liberty 41 BYU 17
Oct. 22, 2022
Williams Stadium
Attendance: 24,012



41



14

Score by Quarters	1	2	3	4	Score	Record
BYU	14	0	0	0	14	4-4
Liberty	3	17	14	7	41	7-1

Scoring Summary

Qtr	Time	Team	Scoring	Conversion	Drive	TOP	BYU	LU
1st	7:29	LU	Brown 22 yd field goal		11-84	6:05	0	3
1st	4:14	BYU	Nacua 46 yd pass from Hall	Oldroyd kick	6-76	3:07	7	3
1st	2:41	BYU	Rex 20 yd pass from Hall	Oldroyd kick	2-27	0:43	14	3
2nd	13:59	LU	Louis 3 yd run	Brown kick	11-75	3:42	14	10
2nd	5:06	LU	Henderson 5 yd pass from Bennett	Brown kick	13-80	6:57	14	17
2nd	0:05	LU	Brown 37 yd field goal		8-43	1:10	14	20
3rd	9:16	LU	Louis 6 yd run	Brown kick	12-75	5:44	14	27
3rd	6:54	LU	Hunter 80 yd run	Brown kick	1-80	0:16	14	34
4th	10:36	LU	Daniels 25 yd pass from Bennett	Brown kick	8-53	4:40	14	41



Team Statistics

	Liberty	BYU
FIRST DOWNS	28	12
RUSHES-YARDS (NET)	48-300	16-71
PASSING YDS (NET)	247	187
Passes Comp-Att-Int	24-29-1	16-34-0
TOTAL OFFENSE PLAYS-YARDS	77-547	50-258
Punt Returns-Yards	0-0	0-0
Kickoff Returns-Yards	1-19	3-44
Interception Returns-Yards	0-0	1-21
Punts (Number-Avg)	1-49.0	5-44.6
Fumbles-Lost	1-1	1-0
Penalties-Yards	6-41	4-23
Possession Time	39:08	20:52
Third-Down Conversions	7 of 12	3 of 11
Fourth-Down Conversions	2 of 2	0 of 3
Red-Zone Scores-Chances	5-5	1-1
Sacks By: Number-Yards	2-9	0-0

Individual Statistics

BYU

Rushing	No.	Gain	Loss	Net	TD	Lg	Avg
Christopher Brooks	3	26	0	26	0	22	8.7
Jaren Hall	5	33	9	24	0	13	4.8
Puka Nacua	4	20	6	14	0	9	3.5

Passing	C-A-I	Yds	TD	Long	Sack
Jaren Hall	16-34-0	187	2	46	2

Receiving	Target	No.	Yards	TD	Long
Puka Nacua	10	7	114	1	46
Kody Epps	6	5	36	0	12
Isaac Rex	3	2	38	1	20

Tackles	UA-A	Total	Sacks	TFL
Keenan Pili	5-3	8	0.0-0	0.0-0
Micah Harper	4-4	8	0.0-0	1.0-5
Max Tooley	5-2	7	0.0-0	0.0-0
Tyler Batty	4-3	7	0.0-0	1.0-2

Liberty

Rushing	No.	Gain	Loss	Net	TD	Lg	Avg
Dae Dae Hunter	23	213	0	213	1	80	9.3
Johnathan Bennett	8	46	0	46	0	12	5.8
Shedro Louis	10	41	6	35	2	11	3.5

Passing	C-A-I	Yds	TD	Long	Sack
Johnathan Bennett	24-29-1	247	2	40	0

Receiving	Target	No.	Yards	TD	Long
Demario Douglas	9	8	69	0	24
Noah Frith	7	4	70	0	40
Dae Dae Hunter	4	4	31	0	10
CJ Daniels	2	2	30	1	25

Tackles	UA-A	Total	Sacks	TFL
Kendy Charles	5-3	8	0.0-0	0.0-0
Tyren Dupree	2-2	4	1.0-7	1.0-7
Ahmad Walker	2-1	3	0.0-0	2.0-6
Robert Rahimi	1-2	3	0.0-0	0.0-0

Historic Day Sees Liberty Take Down BYU Before Record Crowd

Lynchburg, Va. - After BYU went up 14-3 early in the first quarter, the Flames responded by scoring 38 unanswered points on their way to a historic 41-14 win over BYU at Williams Stadium.

With the win, Liberty's fifth in a row, the Flames move to 7-1 on the season heading into their annual bye week. BYU drops to 4-4 following its third loss in a row.

The game was played in front of 24,012, the largest crowd in Williams Stadium history. The contest also held historical significance for long-time Liberty Flames fans.

The Flames finished the game with a season-high 547 total offensive yards, including a season-best 300 yards on the ground. Liberty limited BYU to 258 yards on the day (71 rushing, 187 passing).

Liberty's Johnathan Bennett had a career game, finishing the contest with a career-high 247 passing yards, while completing 24-of-29 attempts with two touchdowns.

Dae Dae Hunter also had a career game, finishing the contest with 213 rushing yards on 23 carries (9.3 yards per rushing attempt) and an 80-yard touchdown run.

Bennett's top target in the game was Demario Douglas, who finished the game with eight receptions for 69 yards.

Liberty's stout defense was led by defensive tackle Kendy Charles who had a career-high eight tackles, while linebacker Tyren Dupree finished with four stops.

Turning Point: Aided by the game's first turnover, a Bennett interception, BYU scored twice within a span of 1:33 to take a 14-3 lead late in the first quarter.

However, the Flames, who had lost the time of possession battle in six of seven games, pieced together four scoring drives of 10 or more plays to control the clock in the first half.

When Liberty went up 34-14 in the third quarter, the Flames held a 24:49 to 13:43 TOP edge and finished the game with a 39:08 to 20:52 final advantage.

While its offensive teammates scored 38 unanswered points, Liberty's defensive players limited BYU to 142 total offensive yards during the final three quarters of the game.

Game 9

Liberty 21 Arkansas 19

Nov. 5, 2022

Reynolds Razorback Stadium

Attendance: 70,072



21



19

Score by Quarters	1	2	3	4	Score	Record
Liberty	7	14	0	0	21	8-1
Arkansas	0	3	2	14	19	5-4

Scoring Summary

Qtr	Time	Team	Scoring	Conversion	Drive	TOP	LU	ARK
1st	0:17	LU	Frith 16 yd pass from Bennett	Brown kick	5-53	1:19	7	0
2nd	11:00	LU	Douglas 20 yd pass from Bennett	Brown kick	5-53	2:46	14	0
2nd	0:42	LU	Sibley 18 yd pass from Bennett	Brown kick	10-80	4:13	21	0
2nd	0:00	ARK	Little 50 yd field goal		4-44	0:35	21	3
3rd	5:33	ARK	SAFETY			1:21	21	5
4th	7:42	ARK	Knox 5 yd pass from Jefferson	R.Sanders run	17-84	5:07	21	13
4th	1:11	ARK	Knox 8 yd pass from Jefferson	Jefferson run failed	7-85	2:36	21	19



Team Statistics

	Liberty	ARK
FIRST DOWNS	17	22
RUSHES-YARDS (NET)	38-91	42-144
PASSING YDS (NET)	224	284
Passes Comp-Att-Int	15-25-1	23-37-3
TOTAL OFFENSE PLAYS-YARDS	63-315	79-428
Punt Returns-Yards	1-0	2-4
Kickoff Returns-Yards	1-21	3-41
Interception Returns-Yards	2-13	1-0
Punts (Number-Avg)	7-35.9	6-44.2
Fumbles-Lost	3-0	1-0
Penalties-Yards	3-27	6-36
Possession Time	30:38	29:22
Third-Down Conversions	7 of 15	4 of 16
Fourth-Down Conversions	0 of 1	4 of 6
Red-Zone Scores-Chances	3-4	2-2
Sacks By: Number-Yards	4-32	4-11

Individual Statistics

Arkansas

Rushing	No.	Gain	Loss	Net	TD	Lg	Avg
Raheim Sanders	17	73	13	60	0	28	3.5
AJ Green	6	58	2	56	0	19	9.3
KJ Jefferson	16	72	36	36	0	15	2.2

Passing	C-A-I	Yds	TD	Long	Sack
KJ Jefferson	23-37-2	284	2	36	4

Receiving	Target	No.	Yards	TD	Long
Jadon Haselwood	10	8	86	0	18
Matt Landers	7	6	119	0	36
Raheim Sanders	3	2	25	0	23
Warren Thompson	5	2	20	0	13
Trey Knox	4	2	13	2	8

Tackles	UA-A	Total	Sacks	TFL
Drew Sanders	3-6	9	1.0-1	3.5-5
Bumper Pool	2-6	8	1.0-1	1.0-1
Hudson Clark	3-4	7	0.0-0	0.0-0
Simeon Blair	2-5	7	0.0-0	0.0-0

Liberty

Rushing	No.	Gain	Loss	Net	TD	Lg	Avg
Shedro Louis	15	59	2	57	0	9	3.8
Dae Dae Hunter	9	32	3	29	0	10	3.2
Johnathan Bennett	9	29	11	18	0	0	2.0

Passing	C-A-I	Yds	TD	Long	Sack
Johnathan Bennett	15-25-1	224	3	42	4

Receiving	Target	No.	Yards	TD	Long
Demario Douglas	10	7	145	1	42
Treon Sibley	3	2	27	1	18
Jerome Jackson	2	2	15	0	9
Caleb Snead	4	2	14	0	7

Tackles	UA-A	Total	Sacks	TFL
Durrell Johnson	4-5	9	2.0-16	3.5-18
Javon Scruggs	3-4	7	0.0-0	1.0-2
Tyren Dupree	3-4	7	0.0-0	1.0-1
Kendy Charles	2-5	7	0.5-5	1.5-9

Two-Point Conversion Stop Gives No. 23 Liberty Win Over Arkansas

Fayetteville, Ark. - Arkansas scored twice during the fourth quarter and nearly completed a second two-point conversion, but No. 23 Liberty came up with one last defensive stop to secure a 21-19 win at Donald W. Reynolds Razorback Stadium.

Following the Flames' sixth-straight win and the team's first-ever win over a SEC program, Liberty now stands at 8-1 on the season. Arkansas falls to 5-4 on the year.

Arkansas, who trailed 21-5 heading into the fourth quarter, outgained Liberty on the day, 428 yards to 315. The Razorbacks controlled the pace of play during the final quarter with a 177-22 edge in total offensive yards.

Johnathan Bennett moved to 5-0 as the Flames' starting quarterback, finishing the day by completing 15-of-25 pass attempts for 224 yards and three touchdowns.

Demario Douglas posted his sixth career 100-yard game and third on the season, leading all receivers with seven catches for 145 yards and one of Liberty's three receiving touchdowns.

Durrell Johnson finished the game with a career-high nine tackles, 3.5 tackles for a loss

and 2.0 sacks for a loss of 16 yards. Liberty, who ranked No. 4 in the country in tackles for loss, finished the game with a season-best 14 tackles for a loss of 57 total yards.

Turning Point: Arkansas' offense came into the fourth quarter having failed to score and having amassed only 251 yards during the first 45 minutes of the game. However, the Razorbacks pushed the Flames during the final 15 minutes, tallying 177 yards on 27 plays and scoring two touchdowns.

After allowing a successful two-point conversion on the Razorbacks' first touchdown of the quarter, Liberty's defense had to come up with one more stop following a second touchdown with 71 seconds left in regulation to secure the win.

Arkansas' quarterback KJ Jefferson kept the ball on the two-point conversation attempt and was stopped inches from the goal line. Following an official review, the call on the field stood giving Liberty the two-point win.

Game 10

UConn 36 Liberty 33

Nov. 12, 2022

Pratt & Whitney Stadium

Attendance: 15,107



36



33

Score by Quarters	1	2	3	4	Score	Record
Liberty	3	14	10	6	33	8-2
UConn	14	7	0	15	36	6-5

Scoring Summary

Qtr	Time	Team	Scoring	Conversion	Drive	TOP	LU	UConn
1st	10:28	UConn	Rosa 16 yd rush	Ruelas kick	8-51	4:27	0	7
1st	7:31	LU	Brown 38 yd field goal		8-55	2:57	3	7
1st	1:47	UConn	Mitchell 31 yd fumble return	Ruelas kick		2:50	3	14
2nd	13:00	LU	Yarbrough 3 yd pass from Bennett	Brown kick	4-49	1:13	10	14
2nd	5:16	UConn	Burns 1 yd rush	Ruelas kick	8-94	4:08	10	21
2nd	0:35	LU	Caper 1 yd rush	Brown kick	8-47	1:36	17	21
3rd	12:33	LU	T.Green 1 yd rush	Brown kick	7-80	2:21	24	21
3rd	4:24	LU	Brown 34 yd field goal		17-59	6:12	27	21
4th	14:52	UConn	Rosa 27 yd rush	Ruelas kick	8-75	4:32	27	28
4th	14:39	LU	Douglas 75 yd rush	Pass failed	1-75	0:13	33	28
4th	5:43	UConn	Clercious 30 yd pass from Turner	Marion pass from Turner	6-41	2:57	33	36



Team Statistics

	Liberty	UConn
FIRST DOWNS	29	15
RUSHES-YARDS (NET)	41-267	38-209
PASSING YDS (NET)	207	109
Passes Comp-Att-Int	24-40-1	16-22-1
TOTAL OFFENSE PLAYS-YARDS	81-474	60-318
Punt Returns-Yards	1-(-8)	1-(-1)
Kickoff Returns-Yards	3-53	3-80
Interception Returns-Yards	1-19	1-28
Punts (Number-Avg)	3-37.3	4-44.0
Fumbles-Lost	2-1	1-1
Penalties-Yards	9-71	7-77
Possession Time	27:42	32:18
Third-Down Conversions	6 of 15	4 of 13
Fourth-Down Conversions	1 of 3	1 of 2
Red-Zone Scores-Chances	5-5	2-2
Sacks By: Number-Yards	0-0	2-8

Individual Statistics

UConn

Rushing	No.	Gain	Loss	Net	TD	Lg	Avg
Robert Burns	11	109	5	104	1	58	9.5
Victor Rosa	10	63	0	63	2	27	6.3
Zion Turner	5	31	8	23	0	22	4.6
Devontae Houston	10	35	14	21	0	15	2.1

Passing

	C-A-I	Yds	TD	Long	Sack
Zion Turner	15-21-1	102	1	30	0

Receiving

	Target	No.	Yards	TD	Long
Aaron Turner	11	10	65	0	20
Dajon Harrison	3	3	9	0	5
Kevens Clercious	5	2	28	1	30
Zion Turner	1	1	7	0	7

Tackles

	UA-A	Total	Sacks	TFL
Ian Swenson	9-2	11	0.0-0	0.0-0
Jackson Mitchell	3-6	9	0.0-0	0.0-0
Malik Dixon-Williams	5-3	8	0.0-0	0.0-0
Durante Jones	2-5	7	0.0-0	0.0-0

Liberty

Rushing	No.	Gain	Loss	Net	TD	Lg	Avg
TJ Green	24	123	4	119	1	16	5.0
Demario Douglas	2	105	0	105	1	75	52.4
Jonathan Bennett	5	30	5	25	0	11	5.0
Malik Caper	8	18	0	18	1	4	2.2

Passing

	C-A-I	Yds	TD	Long	Sack
Johnathan Bennett	23-27-1	201	1	25	1
Kaidon Salter	1-3-0	6	0	6	1

Receiving

	Target	No.	Yards	TD	Long
Demario Douglas	14	8	70	0	16
TJ Green	6	4	31	0	13
Noah Frith	4	3	32	0	20
Caleb Snead	3	2	22	0	14

Tackles

	UA-A	Total	Sacks	TFL
Javon Scruggs	5-3	8	0.0-0	1.0-1
Durrell Johnson	5-1	6	0.0-0	3.0-13
Ahmad Walker	3-2	5	0.0-0	0.0-0
Robert Rahimi	3-2	5	0.0-0	0.0-0

UConn Upends No. 19 Liberty To Gain Bowl Eligibility

East Hartford, Conn. - UConn came up with a key fourth-down stop and converted on a fourth-down play in the fourth quarter to secure a 36-33 win over No. 19 Liberty at Donald Pratt & Whitney Stadium at Rentschler Field.

After winning five of its last six games, UConn moves to 6-5 on the season and becomes bowl eligible. Liberty drops to 8-2 and sees its six-game winning streak come to an end.

Liberty outgained UConn, 484 total offensive yards to 318 total offensive yards, with the Flames having a pair of players finish the game with 100 rushing yards for the second time in 2022 (also against Old Dominion).

Running back T.J. Green posted his first career 100-yard game and led the Flames with 24 carries for 119 yards and a touchdown. Wide receiver Demario Douglas finished with a career-high 105 rushing yards, aided by a 75-yard rushing touchdown during the fourth quarter.

Quarterback Johnathan Bennett suffered his first loss as a starter for the Flames (5-1). He completed 22-of-36 pass attempts for 201 yards and a touchdown.

Douglas was also lead Liberty with seven receptions for 70 yards to move over the 2,000 career receiving yards mark (2,030 yards).

Javon Scruggs paced Liberty's defensive effort with eight tackles, giving the redshirt senior a team-best 247 career tackles.

Turning Point: A pair of fourth-down plays midway through the fourth quarter eventually decided the outcome.

Up 33-28 in the fourth, the Flames elected to go for it on fourth-and-one from the Liberty 45-yard line. However, Bennett's screen pass to Malik Caper was stopped for a four-yard loss to give the home team the ball back.

On a fourth-and-one play from the Liberty 32-yard line on the next drive, UConn quarterback Zion Turner called his own number and moved the chains with a two-yard gain.

Two plays later, Turner found wide receiver Kevens Clercious open for the deciding touchdown, a 30-yard strike with 5:43 to push the Huskies up 34-33.

Game 11
Virginia Tech 23 Liberty 22
Nov. 19, 2022
Williams Stadium
Attendance: 23,055



23



22

Score by Quarters	1	2	3	4	Score	Record
Virginia Tech	7	10	0	6	23	3-8
Liberty	7	10	5	0	22	8-3

Scoring Summary

Qtr	Time	Team	Scoring	Conversion	Drive	TOP	VT	LU
1st	6:57	VT	Holston 2 yd run	Love kick	8-80	4:10	7	0
1st	2:34	LU	Bennett 15 yd run	Brown kick	8-89	3:02	7	7
2nd	13:09	VT	Holston 5 yd run	Love kick	12-67	4:17	14	7
2nd	7:06	VT	Love 23 yd field goal		10-59	4:26	17	7
2nd	6:52	LU	Louis 97 yd kickoff return	Brown kick		0:00	17	14
2nd	0:05	LU	Brown 47 yd field goal		8-51	0:57	17	17
3rd	12:04	LU	Charles SAFETY			0:40	17	19
3rd	3:50	LU	Brown 37 yd field goal		9-57	3:37	17	22
4th	7:46	VT	Holston 1 yd run	pass from failed	13-64	5:31	23	22



Team Statistics

	Liberty	VT
FIRST DOWNS	20	19
RUSHES-YARDS (NET)	29-115	59-176
PASSING YDS (NET)	217	148
Passes Comp-Att-Int	20-34-0	14-20-0
TOTAL OFFENSE PLAYS-YARDS	63-332	79-324
Punt Returns-Yards	1-(-9)	2-3
Kickoff Returns-Yards	3-160-1	3-77
Interception Returns-Yards	0-0	0-0
Punts (Number-Avg)	6-35.8	7-43.9
Fumbles-Lost	3-2	1-0
Penalties-Yards	4-27	4-44
Possession Time	23:41	36:19
Third-Down Conversions	4 of 12	6 of 18
Fourth-Down Conversions	0 of 1	3 of 3
Red-Zone Scores-Chances	2-2	4-5
Sacks By: Number-Yards	6-64	5-27

Individual Statistics

Virginia Tech

Rushing	No.	Gain	Loss	Net	TD	Lg	Avg
Jalen Holston	26	101	2	99	3	14	3.8
Keshawn King	11	78	0	78	0	22	7.1
John Love	1	11	0	11	0	11	11.0
Grant Wells	16	68	64	4	0	19	0.2

Passing	C-A-I	Yds	TD	Long	Sack
Grant Wells	14-20-0	148	0	35	6

Receiving	Target	No.	Yards	TD	Long
Keshawn King	4	4	31	0	25
Nick Gallo	2	2	45	0	35
Dae'Quan Wright	2	2	35	0	32
Jadan Blue	2	2	23	0	13

Tackles	UA-A	Total	Sacks	TFL
Dax Hollifield	4-2	6	1.0-7	1.5
TyJuan Garbutt	3-3	6	2.0-7	3.0
Keonta Jenkins	2-4	6	0.0-0	0.5
Keli Lawson	4-1	5	1.0-8	2.0-10

Liberty

Rushing	No.	Gain	Loss	Net	TD	Lg	Avg
Shedro Louis	9	68	4	64	0	29	7.1
Kaidon Salter	10	40	17	23	0	14	2.3
Johnathan Bennett	9	35	16	20	1	15	2.2
TJ Green	1	8	0	8	0	8	8.0

Passing	C-A-I	Yds	TD	Long	Sack
Kaidon Salter	12-18-0	119	0	23	2
Johnathan Bennett	8-15-0	98	0	27	3

Receiving	Target	No.	Yards	TD	Long
Demario Douglas	11	9	69	0	12
Noah Frith	4	3	32	0	20
Jerome Jackson	5	3	20	0	10
Bentley Hanshaw	1	1	25	0	25

Tackles	UA-A	Total	Sacks	TFL
Javon Scruggs	8-2	10	1.0-11	1.0-11
Aakil Washington	3-7	10	0.0-0	0.0-0
Kendy Charles	5-1	6	1.5-14	1.5-14
Daijahn Anthony	5-0	5	0.0-0	0.0-0

Late Score Lifts Hokies Past Flames

Lynchburg, Va. - After Liberty reeled off 15-straight points to take the lead, Virginia Tech used a third rushing touchdown by Jalen Holston midway through the fourth quarter to secure a 23-22 win at Williams Stadium.

The win snapped Virginia Tech's seven-game losing streak, while Liberty suffers its first loss at home in 2022 and drops to 8-3.

The overall stats were as close as the margin of the final score. Liberty outgained Virginia Tech by just eight total yards on the day, 332 to 324.

The Flames' rushing attack was held to 115 yards on 29 carries (4.0 yards per carry), its third-lowest rushing total of the season. Shedro Louis paced Liberty's limited rushing attack with nine carries for 64 yards.

Liberty split time between quarterbacks Johnathan Bennett and Kaidon Salter. Salter finished the game completing 12-of-18 passing attempts for 119 yards and was sacked twice. Meanwhile, Bennett was 8-of-15 under center for 98 yards and was sacked three times. Each quarterback

had a fumble on the day, accounting for the game's only two turnovers.

Demario Douglas was the top target for the Liberty quarterbacks, with nine receptions for 69 yards. Noah Frith followed with five receptions for 74 yards.

Liberty had two tacklers finish the game with 10 stops - Javon Scruggs and Aakil Washington (career high).

Turning Point: Conversions and turnovers decided the game in the fourth quarter, allowing the Hokies to escape with the one-point victory.

Salter fumbled the ball on the fourth play of the fourth quarter, setting up the game-winning drive for Virginia Tech. The Hokies converted on two third-down plays and a fourth-down play during the 13-play, 64-yard drive that gave them the lead for good with 7:46 left to play.

After the Liberty defense forced a three-and-out series, late in the fourth quarter, the Hokies defense sacked Bennett on back-to-back plays. The redshirt junior fumbled on the second sack to seal the victory for Virginia Tech.

Game 12

New Mexico Stat 49 Liberty 14

Nov. 26, 2022

Williams Stadium

Attendance: 18,837



49



14

Score by Quarters	1	2	3	4	Score	Record
New Mexico State	7	21	14	7	49	5-6
Liberty	7	0	0	7	14	8-4

Scoring Summary

Qtr	Time	Team	Scoring	Conversion	Drive	TOP	NMST	LU
1st	6:11	NMSU	Brady 34 yd pass from Pavia	Albertson kick	10-92	5:29	7	0
1st	0:03	LU	Green 1 yd run	Brown kick	6-49	1:33	7	7
2nd	7:16	NMSU	Pavia 2 yd run	Albertson kick	11-70	7:47	14	7
2nd	6:29	NMSU	Thomas 39 yd pass from Pavia	Albertson kick	1-39	0:10	21	7
2nd	0:43	NMSU	David 42 yd pass from Pavia	Albertson kick	6-76	1:02	28	7
3rd	8:03	NMSU	Pavia 2 yd run	Albertson kick	8-44	4:27	35	7
3rd	5:28	NMSU	Jones 49 yd run	Albertson kick	2-53	0:46	42	7
4th	6:23	NMSU	Pavia 3 yd run	Albertson kick	7-35	3:54	49	7
4th	0:15	LU	Lofton 6 yd pass from Salter	Stricker kick	18-76	6:01	49	14



Team Statistics

	Liberty	NMSU
FIRST DOWNS	21	24
RUSHES-YARDS (NET)	108	214
PASSING YDS (NET)	207	214
Passes Comp-Att-Int	25-39-1	18-21-0
TOTAL OFFENSE PLAYS-YARDS	315	428
Punt Returns-Yards	1-32	1-24
Kickoff Returns-Yards	5-71	0-0
Interception Returns-Yards	0-0	1-1
Punts (Number-Avg)	3-147	3-113
Fumbles-Lost	2-2	2-1
Penalties-Yards	8-85	4-25
Possession Time	24:27	35:33
Third-Down Conversions	6-13	7-12
Fourth-Down Conversions	1-3	2-2
Red-Zone Scores-Chances	2-2	3-3
Sacks By: Number-Yards	1-5	5-34

Individual Statistics

New Mexico State

Rushing	No.	Gain	Loss	Net	TD	Lg	Avg
Diego Pavia	20	137	12	125	3	24	6.2
Jamoni Jones	13	77	3	74	1	49	5.7
Star Thomas	7	14	3	11	0	8	1.6
Ahmonte Watkins	2	6	0	6	0	5	3.0

Passing	C-A-I	Yds	TD	Long	Sack
Diego Pavia	16-21-0	214	3	42	1

Receiving	Target	No.	Yards	TD	Long
Jonathan Brady	6	4	52	1	34
Kordell David	4	3	51	1	42
Thomaz Whitford	2	2	23	0	12
Star Thomas	1	1	39	1	39

Tackles	UA-A	Total	Sacks	TFL
Chris Ojoh	8-1	9	0.0-0	0.5-2
Andre Seldon	6-2	8	0.0-0	0.5-1
Mehki Miller	6-1	7	1.0-1	1.0-1
Syrus Dumas	4-2	6	0.0-0	0.5-1

Liberty

Rushing	No.	Gain	Loss	Net	TD	Lg	Avg
TJ Green	9	56	1	55	1	31	6.1
Shedro Louis	11	44	6	38	0	8	3.5
Charlie Brewer	2	11	1	10	0	11	5.0
Johnathan Bennett	6	19	12	7	0	10	1.2

Passing	C-A-I	Yds	TD	Long	Sack
Kaidon Salter	12-17-0	101	1	19	3
Johnathan Bennett	8-13-0	72	0	12	1
Charlie Brewer	5-9-1	34	0	14	1

Receiving	Target	No.	Yards	TD	Long
Demario Douglas	12	7	78	0	19
Caleb Snead	7	6	45	0	10
Jerome Jackson	3	3	24	0	11
Shedro Louis	3	3	15	23	0

Tackles	UA-A	Total	Sacks	TFL
Mike Smith, Jr.	6-3	9	0.0-0	0.5-1
TreShaun Clark	4-1	5	0.0-0	0.0-0
Kendy Charles	2-3	5	1.0-5	1.5-6
Robert Rahmi	2-3	5	0.0-0	1.0-4

New Mexico State Downs Liberty on Senior Day

Lynchburg, Va. - New Mexico State broke open a tie game by scoring 42-unanswered points en route to a 49-14 win over Liberty at Williams Stadium.

With the loss, Liberty's third in a row, the Flames end the regular season with an 8-4 record. New Mexico State, a future Conference USA opponent for the Flames, has won five of its last seven games to raise its record to 5-6 on the season.

New Mexico State dominated nearly every aspect of the final stats sheet, outgaining the Flames by 113 yards (428 to 315).

The Flames were held to 108 rushing yards, including a loss of 34 yards on five Aggie quarterback sacks. Liberty's limited rushing attack was led by senior T.J. Green's nine carries for 55 yards and a touchdown.

Liberty used three quarterbacks in the game, with senior Charlie Brewer (5-of-9, 34 yards, 1 INT) getting his second start of the year. Johnathan Bennett (8-of-13, 72 yards) and Kaidon Salter (12-of-17, 101 yards, 1 TD) also saw time under center.

Demario Douglas was Liberty's top target on the day, finishing the game with seven receptions for 78 yards. The fourth-year redshirt sophomore will enter the bowl game needing 23 yards to surpass the 1,000-yard mark for the season.

Mike Smith, Jr., led Liberty's defensive effort on the day, finishing the game with nine stops (six solo, three assisted).

Turning Point: Trailing 14-7 midway through the second quarter, Liberty's Charlie Brewer attempted to find wide receiver CJ Yarbrough open for a pass. However, defensive back Bryce Jackson intercepted the pass attempt. On the next play, New Mexico State quarterback Diego Pavia found tailback Star Thomas open for a 39-yard touchdown play, setting the stage for the Aggies to score 42-unanswered points.



23

16



Dec. 21, 2019 at Exploria Stadium (Orlando, Fla.)

2019 CURE BOWL

SCORING	1	2	3	4	T
Liberty	7	9	7	0	23
Georgia Southern	0	7	6	3	16

SCORING SUMMARY:

FIRST QUARTER

3:31 LU Huntley 57 yard pass from Calvert (Probert)

SECOND QUARTER

14:53 GS Kennedy III 10 yard run (Bass)

13:22 LU Mack 3 yard run (Probert kick failed)

1:02 LU Probert 46 yard field goal

THIRD QUARTER

12:01 LU Gandy-Golden 14 yard pass from Calvert (Probert)

6:20 GS Bass 28 yard field goal

2:49 GS Bass 30 yard field goal

FOURTH QUARTER

1:44 GS Bass 35 yard field goal

TEAM STATS	LIBERTY	GS
FIRST DOWNS	19	13
RUSHES-YARDS (NET)	37-132	46-154
PASSING YDS (NET)	270	95
Passes Comp-Att-Int	16-35-2	10-19-1
TOTAL OFFENSE PLAYS-YARDS	72-402	65-249
Punt Returns-Yards	3-(-10)	0-0
Kickoff Returns-Yards	0-0	1-19
Interception Returns-Yards	1-0	2-(-1)
Punts (Number-Avg)	6-36.5	9-48.8
Fumbles-Lost	1-0	0-0
Penalties-Yards	4-45	10-101
Possession Time	26:27	31:49
Third-Down Conversions	5 of 16	4 of 17
Fourth-Down Conversions	0 of 2	0 of 0
Red-Zone Scores-Chances	2-2	4-4
Sacks By: Number-Yards	3-21	1-4

INDIVIDUAL STATS

RUSHING: LU - Hickson, F. 22-120; Mack, J. 11-25; Calvert, S. 3-(-1); Team 1-(-12). **GS** - Kennedy III, W. 9-64; Werts, S. 22-57; King, J. 10-28; LaRoche, M. 3-7; Tomlin, J. 1-3; Murray, M. 1-(-5)

PASSING: LU - Calvert, S. 16-35-2, 270. **GS** - Werts, S. 10-19-1, 95.

RECEIVING: LU - Gandy-Golden, A. 5-63; Huntley, J. 2-90; Frith, N. 2-49; Douglas, D. 2-25; Mack, J. 2-16; Shaa, K. 2-12; Stubbs, DJ 1-15. **GS** - Murray, M. 4-19; Kennedy III, W. 3-20; Michaud, M. 2-53; Hood, K. 1-3

In a season that saw the offense grab most of the attention with its gaudy numbers, it was the Liberty defense that showed up in its biggest game. A stout defensive effort led Liberty to a 23-16 win over Georgia Southern, Dec. 21, in the 2019 FBC MortgageCure Bowl.

The win capped off the most memorable year in program history. Liberty completed its FBS reclassification process in August, received its first-ever bowl game invitation on Dec. 8 and walked away from Exploria Stadium with a bowl game trophy in hand.

With the victory, the Flames became the third FBS transitioning team in NCAA history to win a bowl game during their first season at the FBS level.

Flames defensive end Jessie Lemonier was named the 2019 Cure Bowl MVP, finishing the game with eight tackles, including two sacks.





37

34

OVERTIME



Dec. 26, 2020 at Camping World Stadium (Orlando, Fla.)

2020 CURE BOWL

SCORING	1	2	3	4	OT	T
Liberty	14	3	7	10	3	37
Coastal Carolina	0	13	6	15	0	34

SCORING SUMMARY: FIRST QUARTER

6:59 LU Willis 5 yard run (Barbir kick)
0:06 LU Willis 6 yard run (Barbir kick)

SECOND QUARTER

6:00 CCU Biscardi 21 yard field goal
2:02 CCU Likely 25 yard pass from McCall
0:42 LU Barbir 27 yard field goal

THIRD QUARTER

8:28 LU Willis 10 yard run (Barbir kick)
4:36 CCU Latushko 43 yard pass from McCall

FOURTH QUARTER

13:22 LU Willis 3 yard run (Barbir kick)
10:34 CCU McCall 1 yard run (Biscardi kick)
5:03 LU Barbir 32 yard field goal
3:01 CCU Latushko 5 yard pass from McCall

OVERTIME

15:00 LU Barbir 44 yard field goal

TEAM STATS

	LIBERTY	CCU
FIRST DOWNS	26	24
RUSHES-YARDS (NET)	42-255	33-165
PASSING YDS (NET)	220	318
Passes Comp-Att-Int	19-29-2	21-32-1
TOTAL OFFENSE PLAYS-YARDS	72-402	65-249
Punt Returns-Yards	1-33	2-81
Kickoff Returns-Yards	2-56	5-79
Interception Returns-Yards	1-59	2-3
Punts (Number-Avg)	1-33	2-81
Fumbles-Lost	1-1	1-0
Penalties-Yards	5-53	7-60
Possession Time	30:49	29:11
Third-Down Conversions	5 of 11	3 of 11
Fourth-Down Conversions	2 of 2	1 of 2
Red-Zone Scores-Chances	7-9	5-5
Sacks By: Number-Yards	2-7	1-3

INDIVIDUAL STATS

RUSHING: LU - Willis, M., 21-137; Mack, J., 14-105; Pickett, Peyton, 4-15; Bollinger, M. 1-4; Louis, S., 1 - (-2); Team 1-(-4). **CCU** - McCall, G., 15-96; CJ Marable 7-43; Jones, S., 5-21; White, R., 5-10; Team 1-(-5).


PASSING: LU - Willis, M., 19-22-2, 220; **CCU** - McCall, G., 21-32-1, 318

RECEIVING: LU - Stubbs, DJ, 5-68; Douglas, D., 5-51; Shaa, K., 3-35; Mack, J. 3-22; Huntley, J. 2-34; Frith, N. 1-10. **CCU** - Heiligh, J., 13-178; Likely, I., 5-84; Latushko, G., 2-48; Marable, CJ; 1-8

Liberty's Elijah James blocked a game-ending field goal attempt in overtime, securing No. 23/23 Liberty's 37-34 win over No. 9/11 Coastal Carolina in the 2020 FBC Mortgage Cure Bowl.

The Flames finished their second season of full FBS bowl eligibility with a 10-1 record, winning the FBC Mortgage Cure Bowl for the second year in a row. Liberty is just the second team (also Appalachian State) to win bowl games in each of its first two seasons of bowl eligibility following a transition from the FCS. Liberty snapped Coastal Carolina's (11-1) 12-game winning streak, which was tied for the longest FBS winning streak in the nation, and earned its first-ever win over an FBS Top 25 program.

Liberty quarterback Malik Willis was named Cure Bowl MVP after totaling 357 yards of offense and rushing for a Cure Bowl-record four touchdowns.





56

20



Dec. 18, 2021 at Hancock Whitney Stadium (Mobile, Ala.)

2021 LENDINGTREE BOWL

SCORING	1	2	3	4	T
Eastern Michigan	3	7	0	10	20
Liberty	13	20	16	7	56

SCORING SUMMARY: FIRST QUARTER

7:48	EMU	Ryland 27 yard field goal
3:08	LU	Stubbs 54 yard pass from Willis (Beck)
2:27	LU	Thomas 27 yd. interception ret. (kick failed)

SECOND QUARTER

13:01	EMU	Evans 2 yard run (Ryland kick)
12:07	LU	Green 34 yard run (kick failed)
6:22	LU	Huntley 20 yard pass from Willis (Beck)
0:16	LU	Willis 2 yard run (Beck)

THIRD QUARTER

11:02	LU	Willis 35 yard run (Team rush failed)
7:08	LU	Beck 43 yard field goal
2:44	LU	Douglas 3 yard pass from Willis (Beck)

FOURTH QUARTER

10:48	LU	Shaa 64 yard pass from Bennett (Beck)
5:26	EMU	Ryland 43 yard field goal
4:29	EMU	Hubbard 34 yd. interception ret. (Ryland)

TEAM STATS	EMU	LIBERTY
FI RST DOWNS	23	22
RUSHES-YARDS (NET)	39-125	35-233
PASSI NG YDS (NET)	254	295
Passes Att-Comp-Int	44-28-1	26-14-1
TOTAL OFFENSE PLAYS- YARDS	83-379	61-528
Punt Returns-Yards	1-5	3--1
Kickoff Returns-Yards	2-43	2-22
Interception Returns-Yards	1-34	1-27
Punts (Num ber-Avg)	5-46.4	3-48.7
Fum bles-Lost	0-0	1-0
Penalties-Yards	9-82	6-48
Possession Time	37: 23	22: 37
Third-Down Conversions	6 of 17	3 of 9
Fourth-Down Conversions	1 of 4	1 of 2
Red-Zone Scores-Chances	2-4	3-3
Sacks By: Number-Yards	2-13	4-25

INDIVIDUAL STATS

RUSHING: EMU - Evans, S., 13-52; Boone, D., 12-51; Moss, B., 3-14; Hutchinson, P., 5-13; Smith, D.J., 2-12; Bryant, B. 4-(-17); LU - Green, T.J., 8-88; Louis, S., 11-72; Willis, M., 8-58; Henderson, 6-15; Salter, K., 2-6; Bennett, J., 1-(-6)


PASSING: EMU - Bryant, B., 23-36-1, 200; Hutchinson, P., 5-8-0, 54; LU - Willis, M., 13-24-0, 231; Bennett, J., 1-2-1, 64

RECEIVING: EMU - Beydoun, H., 11-83; Drummond, D., 6-51; Kneue, T., 4-35; Cannon, B., 2-28; Summers, D., 2-16; Westmoreland, Z., 1-21; Odukoya, T., 1-15; Boone, D., 1-5; LU - Shaa, K. 3-94; Douglas, D., 2-22; Stubbs, D.J. 2-69; Louis, S., 2-7; Hobbs, T. 1-42; Daniels, C.J., 1-39; Huntley, J. 1-20; Green, T.J., 1-2

Liberty quarterback Malik Willis accounted for five of the Flames' seven touchdowns on the day, leading Liberty to a convincing 56-20 win over Eastern Michigan in the 2021 LendingTree Bowl at Hancock Whitney Stadium.

Willis was named the LendingTree Bowl MVP after finishing the game with 289 total offensive yards (58 rushing, 231 passing). Flames running back T.J. Green, was named the LendingTree Bowl Offensive MVP and safety Skyler Thomas was named the LendingTree Bowl Defensive MVP.

Liberty, in its third year of full FBS eligibility, earned its third straight bowl victory. The Flames join Appalachian State (2015-20) as the only teams to win bowl games in each of their first three years after transitioning to FBS from FCS.



NCAA Statistics

Liberty - 2022-23 Football Ranking Summary thru games 12/10/2022

Statistic	National Rank	Conference Rank	Value	National Leader	Value	Conference Leader	Value
3rd Down Conversion Pct (131 ranked)	84	5	0.371	Washington	0.571	Notre Dame	0.459
3rd Down Conversion Pct Defense (131 ranked)	19	2	0.320	Marshall	0.234	Massachusetts	0.309
4th Down Conversion Pct (131 ranked)	83	3	0.458	Michigan	0.895	New Mexico St.	0.733
4th Down Conversion Pct Defense (131 ranked)	91	7	0.571	Louisville	0.158	UConn	0.292
Blocked Kicks (70 ranked)	32	4	2	Central Mich. Notre Dame	7	Notre Dame	7
Blocked Kicks Allowed (130 ranked)	77	5	2	32 teams tied	0	BYU Massachusetts Notre Dame	0 0 0
Blocked Punts (30 ranked)	14	3	2	Notre Dame	7	Notre Dame	7
Blocked Punts Allowed (129 ranked)	67	5	1	66 teams tied	0	4 teams tied	0
Completion Percentage (131 ranked)	95	4	0.579	Fresno St.	0.714	BYU	0.658
Defensive TDs (67 ranked)				Western Ky.	6	BYU Massachusetts Notre Dame	2 2 2
Fewest Penalties (131 ranked)	73	4	75	Oklahoma St.	43	Notre Dame	56
Fewest Penalties Per Game (131 ranked)	75	4	6.25	Oklahoma St.	3.58	Notre Dame	4.67
Fewest Penalty Yards (131 ranked)	68	4	656	East Carolina	358	Army West Point	467
Fewest Penalty Yards Per Game (131 ranked)	68	4	54.67	East Carolina	29.83	Army West Point	38.92
First Downs Defense (128 ranked)	25	2	215	James Madison	152	Notre Dame	211
First Downs Offense (131 ranked)	64	2	254	UTSA Utah	342 342	BYU	269
Fumbles Lost (131 ranked)	105	6	11	5 teams tied	2	BYU	3
Fumbles Recovered (131 ranked)	33	1	9	Duke Florida	15 15	Liberty	9
Kickoff Return Defense (131 ranked)	53	4	19.05	Missouri	13.64	Army West Point	16.83
Kickoff Returns (131 ranked)	46	1	21.09	Mississippi St.	27.83	Liberty	21.09
Net Punting (131 ranked)	78	4	37.61	Michigan St.	45.53	BYU	41.44
Passes Had Intercepted (130 ranked)	121	7	15	Air Force	2	Army West Point	4
Passes Intercepted (131 ranked)	15	1	14	Illinois	22	Liberty	14
Passing Offense (131 ranked)	78	2	222.2	Washington	376.7	BYU	266.6
Passing Yards Allowed (131 ranked)	28	5	201.2	Texas A&M	156.2	Army West Point	160.0
Passing Yards per Completion (131 ranked)	60	5	12.29	Air Force	21.97	Army West Point	21.90
Punt Return Defense (131 ranked)	108	7	11.42	Rutgers	-1.38	New Mexico St.	2.21
Punt Returns (131 ranked)	118	7	4.29	Duke Fresno St.	19.92 19.92	Notre Dame	10.27
Red Zone Defense (131 ranked)	47	2	0.810	Georgia	0.607	Army West Point	0.767
Red Zone Offense (131 ranked)	94	5	0.800	Georgia	0.972	UConn	0.875
Rushing Defense (131 ranked)	57	2	144.1	Georgia	77.0	Notre Dame	136.8
Rushing Offense (131 ranked)	47	4	178.6	Air Force	330.9	Army West Point	289.4
Sacks Allowed (131 ranked)	115	7	3.25	Oregon	0.33	Army West Point BYU	1.00 1.00
Scoring Defense (131 ranked)	56	4	24.9	Illinois	12.2	Notre Dame	21.8
Scoring Offense (131 ranked)	68	4	28.2	Tennessee	47.3	BYU	31.9
Tackles for Loss Allowed (131 ranked)	123	7	7.83	Washington	2.58	Army West Point	4.00
Team Passing Efficiency (131 ranked)	95	3	126.31	Tennessee	181.60	BYU	161.14
Team Passing Efficiency Defense (131 ranked)	27	1	120.27	Illinois	89.77	Liberty	120.27
Team Sacks (131 ranked)	4	1	3.42	Pittsburgh	3.75	Liberty	3.42
Team Tackles for Loss (131 ranked)	1	1	9.1	Liberty	9.1	Liberty	9.1
Time of Possession (131 ranked)	76	5	29:21	Air Force	36:16	Massachusetts	32:26
Total Defense (131 ranked)	34	3	345.3	Air Force	256.4	Notre Dame	327.4
Total Offense (131 ranked)	58	2	400.8	Tennessee	538.1	BYU	440.5
Turnover Margin (131 ranked)	91	5	-0.25	Southern California	1.69	Army West Point	0.33
Turnovers Gained (131 ranked)	18	1	23	Illinois Western Ky.	30 30	Liberty	23
Turnovers Lost (131 ranked)	126	7	26	San Jose St. Southern California	6 6	BYU	9
Winning Percentage (128 ranked)	31	1	0.667	Georgia Michigan	1.000 1.000	Liberty Notre Dame	0.667 0.667

Statistic	Player	National Rank	Conference Rank	Value	National Leader	Value	Conference Leader	Value
All Purpose (200 ranked)	Demario Douglas Dae Dae Hunter Shedro Louis	33 36 102	1 2 4	117.83 113.56 90.64	Zach Charbonnet, UCLA	168.00	Demario Douglas, Liberty	117.83
Blocked Kicks (5 ranked)					4 players tied	3	Isaiah Foskey, Notre Dame Eric Watts, UConn	2 2
Combined Kick Returns (199 ranked)	Shedro Louis Demario Douglas	37 65	3 4	424 332	Johnnie Lang, Arkansas St.	973	Gregory Desrosiers, Massachusetts	599
Completion Percentage (112 ranked)	Johnathan Bennett	87	4	0.585	Clay Millen, Colorado St.	0.722	Jaren Hall, BYU	0.660
Completions Per Game (100 ranked)	Johnathan Bennett	100	3	11.91	Will Rogers, Mississippi St.	32.17	Jaren Hall, BYU	20.67
Field Goal Percentage (112 ranked)	Nick Brown	103	6	0.611	Joshua Karty, Stanford	1.000	Noe Ruelas, UConn	0.800
Field Goals Per Game (138 ranked)	Nick Brown	85	4	0.92	Christopher Dunn, NC State Jake Moody, Michigan	2.00 2.00	Cameron Carson, Massachusetts Blake Grupe, Notre Dame	1.08 1.08
Forced Fumbles (11 ranked)					6 players tied	0.33	Jordan Mahoney, Massachusetts	0.25
Fumbles Recovered (22 ranked)	Durrell Johnson Javon Scruggs	3 22	2 4	3 2	Jackson Mitchell, UConn	5	Jackson Mitchell, UConn	5
Interceptions Per Game (125 ranked)	Robert Rahimi Daijahn Anthony	9 125	1 6	0.4 0.2	Marcus Fuqua, Buffalo	0.6	Benjamin Morrison, Notre Dame Robert Rahimi, Liberty	0.4 0.4
Kickoff Return TDs (2 ranked)	Shedro Louis	2	1	1	Jaylin Lucas, Indiana	2	Shedro Louis, Liberty	1
Kickoff Returns (58 ranked)	Shedro Louis	17	1	24.9	Lideatrick Griffin, Mississippi St.	32.3	Shedro Louis, Liberty	24.9
Passes Defended (27 ranked)					Quinyon Mitchell, Toledo	1.9		
Passing Efficiency (112 ranked)	Johnathan Bennett	91	3	125.6	C.J. Stroud, Ohio St.	176.2	Jaren Hall, BYU	160.8
Passing TDs (161 ranked)	Johnathan Bennett Kaidon Salter	90 121	3 6	12 7	C.J. Stroud, Ohio St. Clayton Tune, Houston Caleb Williams, Southern California	37 37 37	Jaren Hall, BYU	31
Passing Yards (130 ranked)	Johnathan Bennett	103	3	1,534	Michael Penix Jr., Washington	4,354	Jaren Hall, BYU	3,171
Passing Yards Per Game (130 ranked)	Johnathan Bennett	100	3	139.5	Michael Penix Jr., Washington	362.8	Jaren Hall, BYU	264.2
Passing Yards per Completion (112 ranked)	Johnathan Bennett	69	3	11.71	Austin Aune, North Texas	15.39	Jaren Hall, BYU	12.79
Points Responsible For (199 ranked)	Johnathan Bennett	158	4	84	Caleb Williams, Southern California	282	Jaren Hall, BYU	212
Points Responsible For Per Game (200 ranked)	Johnathan Bennett	145	4	7.6	Caleb Williams, Southern California	21.7	Jaren Hall, BYU	17.7
Punt Return TDs (6 ranked)					5 players tied	2	4 players tied	1
Punt Returns (46 ranked)	Demario Douglas	46	3	4.3	Anthony Gould, Oregon St.	18.3	Brandon Joseph, Notre Dame	9.9
Punting (88 ranked)	Aidan Alves	66	2	41.4	Bryce Baringer, Michigan St.	49.0	Jon Sot, Notre Dame	43.2
Receiving TDs (170 ranked)	Demario Douglas	74	3	6	Nathaniel Dell, Houston Jalin Hyatt, Tennessee	15 15	Michael Mayer, Notre Dame	9
Receiving Yards (200 ranked)	Demario Douglas	30	1	977	Charlie Jones, Purdue	1,361	Demario Douglas, Liberty	977
Receiving Yards Per Game (200 ranked)	Demario Douglas	33	1	81.4	Rashee Rice, SMU	112.9	Demario Douglas, Liberty	81.4
Receptions Per Game (200 ranked)	Demario Douglas	18	1	6.1	Xavier Hutchinson, Iowa St.	8.9	Demario Douglas, Liberty	6.1
Rush Yards Per Carry (151 ranked)	Dae Dae Hunter Shedro Louis	9 116	1 7	6.57 4.32	Donovan Edwards, Michigan	7.45	Dae Dae Hunter, Liberty	6.57
Rushing TDs (172 ranked)	Dae Dae Hunter Shedro Louis	73 96	4 5	8 7	Israel Abanikanda, Pittsburgh	20	Tyhier Tyler, Army West Point	12
Rushing Yards (200 ranked)	Dae Dae Hunter Shedro Louis	60 177	1 9	854 492	DeWayne McBride, UAB	1,713	Dae Dae Hunter, Liberty	854
Rushing Yards Per Game (200 ranked)	Dae Dae Hunter Shedro Louis	24 168	1 9	94.9 44.7	DeWayne McBride, UAB	155.7	Dae Dae Hunter, Liberty	94.9
Sacks (150 ranked)	Durrell Johnson Dennis Osagiede Kendy Charles TreShaun Clark	35 77 105 129	2 5 6 8	0.67 0.50 0.46 0.44	Jose Ramirez, Eastern Mich.	1.09	Isaiah Foskey, Notre Dame	0.92
Scoring (199 ranked)	Nick Brown Dae Dae Hunter	121 121	4 4	6.0 6.0	Israel Abanikanda, Pittsburgh	11.6	Blake Grupe, Notre Dame	6.8
Solo Tackles (25 ranked)					Shaun Dolac, Buffalo	7.5	Chris Ojoh, New Mexico St.	5.2
Tackles For Loss (19 ranked)	Durrell Johnson	1	1	1.9	Durrell Johnson, Liberty	1.9	Durrell Johnson, Liberty	1.9
Total Interceptions (38 ranked)	Robert Rahimi	8	1	5	Marcus Fuqua, Buffalo	7	Benjamin Morrison, Notre Dame Robert Rahimi, Liberty	5 5
Total Offense (200 ranked)	Johnathan Bennett Dae Dae Hunter	102 142	4 6	155.9 94.9	Michael Penix Jr., Washington	370.0	Jaren Hall, BYU	293.4
Total Points Scored (137 ranked)	Nick Brown	106	2	72	Jake Moody, Michigan	136	Blake Grupe, Notre Dame	82
Total Tackles (500 ranked)	Mike Smith, Jr. Javon Scruggs Ahmad Walker Kendy Charles	214 232 365 442	12 13 15 19	6.3 6.0 5.2 4.8	Jason Henderson, Old Dominion	15.5	Jackson Mitchell, UConn	11.1
Total Touchdowns (122 ranked)	Dae Dae Hunter Shedro Louis	83 122	4 7	9 8	Israel Abanikanda, Pittsburgh	21	Audric Estime, Notre Dame Tyhier Tyler, Army West Point	12 12
Yards per Pass Attempt (112 ranked)	Johnathan Bennett	82	3	6.85	Hendon Hooker, Tennessee	9.53	Jaren Hall, BYU	8.43
Yards per Reception (200 ranked)	Noah Frith Demario Douglas	27 177	1 6	17.84 13.38	Lavel Davis Jr., Virginia	23.19	Noah Frith, Liberty	17.84



2022-23 Liberty Football
Overall Team Statistics
All games

Page 1/2
as of Nov 26, 2022

Team Statistics

	LIB	OPP
Scoring	339	299
Points per game	28.3	24.9
Points Off Turnovers	55	83
First Downs	254	215
Rushing	108	88
Passing	126	100
Penalty	20	27
Rushing Yardage	2143	1729
Yards gained rushing	2501	2198
Yards lost rushing	358	469
Rushing attempts	473	460
Average per rush	4.5	3.8
Average per game	178.6	144.1
TDs Rushing	23	19
Passing Yardage	2666	2415
Comp-Att-Int	217-375-15	211-362-14
Average per pass	7.1	6.7
Average per catch	12.3	11.4
Average per game	222.2	201.3
TDs Passing	19	15
Total offense	4809	4144
Total plays	848	822
Average per play	5.7	5.0
Average per game	400.8	345.3
Kick returns: #-Yards	35-738	21-400
Punt returns: #-Yards	17-73	12-137
Int returns: #-Yards	14-88	15-113
Kick return average	21.1	19.0
Punt return average	4.3	11.4
Int return average	6.3	7.5
Fumbles-Lost	21-11	15-9
Penalties-Yards	75-656	84-682
Average per game	54.7	56.8
Punts-Yards	57-2321	69-2803
Average per punt	40.7	40.6
Net punt average	37.6	37.7
Kickoffs-Yards	64-4006	59-3475
Average per kick	62.6	58.9
Net kick average	39.7	37.0
Time of possession / game	29:21	31:34
3rd-down conversion	62/167	56/175
3rd-down pct	37%	32%
4rd-down conversion	11/24	16/28



2022-23 Liberty Football
Overall Team Statistics
All games

Page 2/2
as of Nov 26, 2022

	LIB	OPP
4rd-down pct	46%	57%
Sacks by-Yards	41-299	39-204
Misc Yards	0	0
Touchdowns scored	43	37
Field goals - attempts	11-18	13-15
On-Side kicks	0-1	0-0
Red-zone scores	(36-45) 80%	(34-42) 81%
Red-zone touchdowns	(28-45) 62%	(24-42) 57%
PAT-attempts	(40-40) 100%	(32-32) 100%
2-point conversion-attempts	(2-5) 40%	(2-6) 33%
Attendance	125724	171706
Games / Avg per game	6/20954	6/28618
Neutral site games	-	0/0

Score by Periods

Team	1st	2nd	3rd	4th	OT	TOT
Liberty	55	122	75	82	5	339
Opponents	73	80	40	103	3	299



2022-23 Liberty Football Individual Statistics All games

Page 1/3
as of Nov 26, 2022

Rushing

Player	gp	att	gain	loss	net	avg	td	lg	avg/g
Dae Dae Hunter	9	130	892	38	854	6.6	8	80	94.9
Shedro Louis	11	114	521	29	492	4.3	7	40	44.7
TJ Green	6	43	234	5	229	5.3	2	31	38.2
Kaidon Salter	7	59	321	99	222	3.8	2	43	31.7
Johnathan Bennett	11	76	320	139	181	2.4	2	23	16.5
Demario Douglas	12	5	113	8	105	21.0	1	75	8.8
Malik Caper	8	18	40	8	32	1.8	1	5	4.0
Charlie Brewer	3	7	27	4	23	3.3	0	11	7.7
Nate Hampton	5	13	31	12	19	1.5	0	7	3.8
Michael Bollinger	12	1	2	0	2	2.0	0	2	0.2
Team	12	7	0	16	-16	-2.3	0	0	-1.3
Total	12	473	2501	358	2143	4.5	23	80	178.6
Opponents	12	460	2198	469	1729	3.8	19	58	144.1

Passing

Player	gp	effic	comp-att-int	pct	yds	td	lg	avg/g
Johnathan Bennett	11	125.7	131-224-9	58.5	1534	12	60	139.5
Kaidon Salter	7	133.7	75-129-5	58.1	1004	7	51	143.4
Charlie Brewer	3	79.8	8-13-1	61.5	52	0	15	17.3
Nate Hampton	5	117.3	3-8-0	37.5	76	0	39	15.2
Team	12	0.0	0-1-0	0.0	0	0	0	0.0
Total	12	126.3	217-375-15	57.9	2666	19	60	222.2
Opponents	12	120.3	211-362-14	58.3	2415	15	56	201.3

Receiving

Player	gp	no.	yds	avg	td	lg	avg/g
Demario Douglas	12	73	977	13.4	6	51	81.4
Noah Frith	12	25	446	17.8	1	60	37.2
Dae Dae Hunter	9	18	149	8.3	1	41	16.6
Caleb Snead	7	17	180	10.6	0	27	25.7
Jerome Jackson	12	15	120	8.0	1	17	10.0
CJ Yarbrough	10	15	214	14.3	2	41	21.4
Jaivian Lofton	10	10	102	10.2	2	34	10.2
Shedro Louis	11	9	81	9.0	0	21	7.4
Treon Sibley	12	8	144	18.0	2	30	12.0
TJ Green	6	5	36	7.2	0	13	6.0
Austin Henderson	12	5	50	10.0	1	25	4.2
Bentley Hanshaw	12	4	44	11.0	0	25	3.7
Khaleb Coleman	10	3	37	12.3	1	22	3.7
CJ Daniels	3	3	38	12.7	1	25	12.7
Michael Bollinger	12	3	22	7.3	1	14	1.8
Malik Caper	8	2	1	0.5	0	5	0.1
Cole Peterlin	7	2	25	12.5	0	14	3.6
Total	12	217	2666	12.3	19	60	222.2
Opponents	12	210	2414	11.5	15	56	201.2

Punt Returns

Player	no.	yds	avg	td	lg
Demario Douglas	17	73	4.3	0	32
Total	17	73	4.3	0	32
Opponents	12	137	11.4	0	38

Interceptions

Player	no.	yds	avg	td	lg
Robert Rahimi	5	38	7.6	0	24
Daijahn Anthony	2	0	0.0	0	0
Kobe Singleton	2	0	0.0	0	0
Javon Scruggs	1	0	0.0	0	0
Durrell Johnson	1	0	0.0	0	0
Quinton Reese	1	9	9.0	0	9
Ahmad Walker	1	19	19.0	0	19
Mike Smith, Jr.	1	22	22.0	0	22
Total	14	88	6.3	0	24
Opponents	15	113	7.5	1	28

Kick Returns

Player	no.	yds	avg	td	lg
Shedro Louis	17	424	24.9	1	97
Demario Douglas	12	259	21.6	0	37
Malik Caper	2	16	8.0	0	9
Treon Sibley	2	20	10.0	0	20
Bentley Hanshaw	1	0	0.0	0	0
Dae Dae Hunter	1	19	19.0	0	19
Total	35	738	21.1	1	97
Opponents	21	400	19.0	0	40

Fumble Returns

Player	no.	yds	avg	td	lg
Durrell Johnson	3	3	1.0	0	3
Javon Scruggs	2	0	0.0	0	0
TreShaun Clark	1	0	0.0	0	0
Dre Butler	1	0	0.0	0	0
Robert Rahimi	1	0	0.0	0	0
Ahmad Walker	1	0	0.0	0	0
Total	9	3	0.3	0	3
Opponents	11	71	6.5	2	31



2022-23 Liberty Football Individual Statistics All games

Page 2/3
as of Nov 26, 2022

Scoring

Player	td	fg	PAT						pts
			kick	rush	rcv	pass	dxp	saf	
Nick Brown	-	11-18	39-39	-	-	-	-	-	72
Dae Dae Hunter	9	-	-	-	-	-	-	-	54
Shedro Louis	8	-	-	-	-	-	-	-	48
Demario Douglas	7	-	-	-	1	-	-	-	44
TJ Green	2	-	-	-	-	-	-	-	12
Jaivian Lofton	2	-	-	-	-	-	-	-	12
Treon Sibley	2	-	-	-	-	-	-	-	12
CJ Yarbrough	2	-	-	-	-	-	-	-	12
Kaidon Salter	2	-	-	-	-	2	-	-	12
Johnathan Bennett	2	-	-	-	-	-	-	-	12
Jerome Jackson	1	-	-	-	1	-	-	-	8
Michael Bollinger	1	-	-	-	-	-	-	-	6
Malik Caper	1	-	-	-	-	-	-	-	6
CJ Daniels	1	-	-	-	-	-	-	-	6
Noah Frith	1	-	-	-	-	-	-	-	6
Austin Henderson	1	-	-	-	-	-	-	-	6
Khaleb Coleman	1	-	-	-	-	-	-	-	6
Kendy Charles	-	-	-	-	-	-	-	1	2
Jason Stricker	-	-	1-1	-	-	-	-	-	1
Total	43	11-18	40-40	0	2	2	0	2	339
Opponents	37	13-15	32-32	1	1	1	0	1	299

Field Goals

Player	fg	pct.	01-19	20-29	30-39	40-49	50-99	lg	blk
Nick Brown	11-18	61.1	0-1	3-3	5-8	3-3	0-3	49	1
Opponents	13-15	86.7	0-0	5-5	4-5	2-2	2-3	53	0

FG Sequence

Team Name	Liberty	Opponents
Southern Miss.	(32),36,(26)	(39),34,(53)
UAB	37	
Wake Forest	52,(47),(28),53	(33),(27),(46)
Akron	37	55,(34),(26)
Old Dominion	(49),19	(34)
BYU	(22),(37)	
UConn	(34),(38)	
Virginia Tech	(47),(37)	(23)
New Mexico St.	52	
Massachusetts		(28)
Gardner-Webb		(22),(41)
Arkansas		(50)

Numbers in (parentheses) indicate field goal was made

Total Offense

Player	g	plays	rush	pass	total	avg/g
Johnathan Bennett	11	300	181	1534	1715	155.9
Kaidon Salter	7	188	222	1004	1226	175.1
Dae Dae Hunter	9	130	854	0	854	94.9
Shedro Louis	11	114	492	0	492	44.7
TJ Green	6	43	229	0	229	38.2
Demario Douglas	12	5	105	0	105	8.8
Nate Hampton	5	21	19	76	95	19.0
Charlie Brewer	3	20	23	52	75	25.0
Malik Caper	8	18	32	0	32	4.0
Michael Bollinger	12	1	2	0	2	0.2
Team	12	0	-16	0	-16	-1.3
Total	12	848	2143	2666	4809	400.8
Opponents	12	822	1729	2415	4144	345.3

Punting

Player	no.	yds	avg	lg	tb	fc	i20	50+	blk
Aidan Alves	56	2321	41.4	64	2	24	21	4	0
Team	1	0	0.0	0	0	0	0	0	1
Total	57	2321	40.7	64	2	24	21	4	1
Opponents	69	2803	40.6	55	5	18	17	9	2

Kickoffs

Player	no.	yds	avg	tb	ob	retn	net	ydln
Jason Stricker	63	3941	62.6	41	1			
Nick Brown	1	65	65.0	0	0			
Total	64	4006	62.6	41	1	21	39.7	25
Opponents	59	3475	58.9	20	2	35	37	28



2022-23 Liberty Football
Individual Statistics
All games

Page 3/3
as of Nov 26, 2022

All Purpose

Player	g	rush	rcv	pr	kr	ir	total	avg/g
Demario Douglas	12	105	977	73	259	0	1414	117.8
Dae Dae Hunter	9	854	149	0	19	0	1022	113.6
Shedro Louis	11	492	81	0	424	0	997	90.6
Noah Frith	12	0	446	0	0	0	446	37.2
TJ Green	6	229	36	0	0	0	265	44.2
Kaidon Salter	7	222	0	0	0	0	222	31.7
CJ Yarbrough	10	0	214	0	0	0	214	21.4
Johnathan Bennett	11	181	0	0	0	0	181	16.5
Caleb Snead	7	0	180	0	0	0	180	25.7
Treon Sibley	12	0	144	0	20	0	164	13.7
Jerome Jackson	12	0	120	0	0	0	120	10.0
Jaivian Lofton	10	0	102	0	0	0	102	10.2
Austin Henderson	12	0	50	0	0	0	50	4.2
Malik Caper	8	32	1	0	16	0	49	6.1
Bentley Hanshaw	12	0	44	0	0	0	44	3.7
Robert Rahimi	12	0	0	0	0	38	38	3.2
CJ Daniels	3	0	38	0	0	0	38	12.7
Khaleb Coleman	10	0	37	0	0	0	37	3.7
Cole Peterlin	7	0	25	0	0	0	25	3.6
Michael Bollinger	12	2	22	0	0	0	24	2.0
Charlie Brewer	3	23	0	0	0	0	23	7.7
Mike Smith, Jr.	11	0	0	0	0	22	22	2.0
Nate Hampton	5	19	0	0	0	0	19	3.8
Ahmad Walker	12	0	0	0	0	19	19	1.6
Quinton Reese	11	0	0	0	0	9	9	0.8
Team	12	-16	0	0	0	0	-16	-1.3
Total	12	2143	2666	73	738	88	5708	475.7
Opponents	12	1729	2414	137	400	113	4793	399.4



**2022-23 Liberty Football
Overall Defense Statistics
All games**

Page 1/2
as of Nov 26, 2022

Team Defense

			Tackles				Sacks	Pass defense			Fumbles		blkd	
##	Player	gp	ua	a	tot	tfl/yds	no-yds	int-yds	brup	qbh	fr-yds	ff	kick	saf
7	Mike Smith, Jr.	11	39	30	69	8-17	.	1-22	4	2	.	2	.	.
1	Javon Scruggs	11	32	34	66	6-36	2-23	1-0	1	.	2-0	2	.	.
34	Ahmad Walker	12	33	30	63	11-46	4-29	1-19	2	1	1-0	1	.	.
91	Kendy Charles	12	26	32	58	10-51	5.5-42	.	1	3	.	1	.	1
6	Robert Rahimi	12	22	28	50	1.5-6	.	5-38	.	.	1-0	.	.	.
11	Durrell Johnson	12	32	17	49	22.5-95	8-61	1-0	4	2	3-3	1	.	.
35	Tyren Dupree	12	26	21	47	6-35	4-28	1	.	.
24	Aakil Washington	12	12	27	39	2-6	.	.	2
90	Dennis Osagiede	12	12	22	34	12.5-54	6-45	.	.	1
4	Chris Megginson	12	26	7	33	2-4	.	.	6	.	.	1	.	.
10	TreShaun Clark	9	13	16	29	5.5-28	4-24	.	1	1	1-0	.	.	.
16	Quinton Reese	11	16	12	28	4.5-16	1-10	1-9	3
20	Kobe Singleton	12	21	5	26	.	.	2-0	6
15	Brylan Green	12	14	10	24	0.5-2	.	.	1
9	Juawan Treadwell	12	22	2	24	2-7	1-2	.	4	1	.	1	.	.
5	Dre Butler	12	12	10	22	2-4	1.5-3	.	1	1	1-0	1	.	.
8	Daijahn Anthony	11	15	4	19	0.5-1	.	2-0	4
29	A'Khor Jones	10	14	2	16	3-4	1	.
26	Amarian Williams	12	8	7	15
94	Jay Hardy	12	6	7	13	1.5-2	.	.	1	1
3	Stephen Sings V	11	9	4	13	3.5-29	3.5-29	.	3
28	Preston Hodge	11	7	3	10	.	.	.	3
99	Bryce Dixon	7	4	5	9	1.5-3
77	Khristian Zachary	11	2	6	8	1.5-4	0.5-3	.	.	2
0	Jerome Jolly, Jr.	6	5	2	7	1	.
21	Treon Sibley	12	4	1	5
98	CJ Bazile, Jr.	6	3	2	5	1.5-4
36	Daniel Darko	10	1	3	4
90	Jason Stricker	12	2	1	3
0	Dae Dae Hunter	9	3	.	3
27	Micah Glaize	12	3	.	3
41	Austin Mock	12	2	.	2
3	Demario Douglas	12	2	.	2
32	Elijah Auguste	2	.	2	2
48	Rashad Whitehead	1	.	1	1
73	X'Zauvea Gadlin	12	.	1	1
31	Tim Coutras	10	1	.	1
15	Bentley Hanshaw	12	1	.	1
13	Jaylon Jimmerson	4	1	.	1
18	Dexter Ricks, Jr.	3	1	.	1
13	CJ Yarbrough	10	1	.	1



2022-23 Liberty Football
Overall Defense Statistics
All games

Page 2/2
as of Nov 26, 2022

			Tackles				Sacks	Pass defense			Fumbles		blkd	
##	Player	gp	ua	a	tot	tfl/yds	no-yds	int-yds	brup	qbh	fr-yds	ff	kick	saf
70	Reggie Young	8	.	1	1
Totals		12	454	356	810	109-454	41-299	14-88	47	15	9-3	11	2	2
Opponents		12	457	376	833	94-323	39-204	15-113	37	33	11-71	14	2	1



2022-23 Liberty Football Games Played All games

Page 1/2
as of Nov 26, 2022

##	Player	GP-GS	USM	UAB	WF	UA	ODU	UMass	GW	BYU	Ark	UConn	VT	NMSU
0	Jerome Jolly, Jr.	6/0	XXX	XXX	XXX	XXX	XXX	XXX
0	Dae Dae Hunter	9/8	START	START	START	START	START	START	XXX	START	START
1	Javon Scruggs	11/11	START	START	...	START	START	START	START	START	START	START	START	START
1	Shedro Louis	11/2	XXX	XXX	XXX	XXX	XXX	XXX	START	XXX	XXX	...	START	XXX
2	TJ Green	6/2	XXX	XXX	...	XXX	START	XXX	START
2	Kaci Seegars	0/0
3	Demario Douglas	12/10	START	START	START	START	XXX	START	XXX	START	START	START	START	START
3	Stephen Sings V	11/0	XXX	XXX	XXX	XXX	XXX	XXX	XXX	XXX	XXX	XXX	XXX	...
4	Chris Megginson	12/12	START	START	START	START	START	START	START	START	START	START	START	START
4	CJ Daniels	3/1	XXX	XXX	START
5	Noah Frith	12/7	START	START	START	START	XXX	START	XXX	XXX	XXX	START	START	XXX
5	Dre Butler	12/0	XXX	XXX	XXX	XXX	XXX	XXX	XXX	XXX	XXX	XXX	XXX	XXX
6	Jaivian Lofton	10/2	XXX	XXX	XXX	XXX	START	XXX	START	XXX	XXX	XXX
6	Robert Rahimi	12/12	START	START	START	START	START	START	START	START	START	START	START	START
7	Kaidon Salter	7/3	XXX	START	START	...	START	XXX	XXX	XXX
7	Mike Smith, Jr.	11/11	START	START	START	START	START	START	START	START	START	...	START	START
8	Caleb Snead	7/6	START	START	START	START	START	START	XXX
8	Daijahn Anthony	11/0	XXX	...	XXX	XXX	XXX	XXX	XXX	XXX	XXX	XXX	XXX	XXX
9	Juawan Treadwell	12/4	XXX	XXX	START	XXX	XXX	XXX	XXX	XXX	XXX	START	START	START
9	Sean Brown	0/0
10	TreShaun Clark	9/9	START	START	START	START	START	START	START	START	START
10	Nate Hampton	5/0	...	XXX	...	XXX	XXX	XXX	XXX
11	Johnathan Bennett	11/7	XXX	...	XXX	START	XXX	START	START	START	START	START	START	XXX
11	Durrell Johnson	12/12	START	START	START	START	START	START	START	START	START	START	START	START
12	Maurice Freeman II	10/0	...	XXX	...	XXX	XXX	XXX	XXX	XXX	XXX	XXX	XXX	XXX
12	Zak Burnett	0/0
13	CJ Yarbrough	10/4	XXX	XXX	XXX	XXX	START	START	START	XXX	XXX	START
13	Jaylon Jimmerson	4/0	XXX	XXX	XXX	XXX
14	Deon Biggins	4/0	XXX	XXX	XXX	XXX
14	Kylen Austin	2/0	XXX	XXX
15	Bentley Hanshaw	12/1	XXX	XXX	XXX	XXX	XXX	XXX	XXX	XXX	START	XXX	XXX	XXX
15	Bryan Green	12/0	XXX	XXX	XXX	XXX	XXX	XXX	XXX	XXX	XXX	XXX	XXX	XXX
16	Charlie Brewer	3/2	START	XXX	START
16	Quinton Reese	11/9	START	START	START	START	START	START	START	START	START	...	XXX	XXX
17	Khaleb Coleman	10/0	XXX	XXX	XXX	XXX	XXX	XXX	XXX	XXX	XXX	XXX
17	Rashaud Pernel	0/0
18	Dexter Ricks, Jr.	3/0	XXX	XXX	...	XXX
19	Brody Brumm	2/0	XXX	XXX
19	Miyon Conaway	0/0
20	Kobe Singleton	12/10	START	XXX	XXX	START	START	START	START	START	START	START	START	START
21	Treon Sibley	12/1	XXX	XXX	XXX	START	XXX	XXX	XXX	XXX	XXX	XXX	XXX	XXX
21	Sam Guridy	0/0
22	Coleman Baker	0/0
22	Jayden Sweeney	2/0	XXX	...	XXX
23	Malik Caper	8/0	...	XXX	XXX	XXX	XXX	XXX	...	XXX	XXX	XXX
24	Aakil Washington	12/2	XXX	XXX	XXX	XXX	XXX	XXX	XXX	XXX	XXX	START	START	XXX
25	Antwon Jackson	0/0
26	Amarian Williams	12/2	XXX	START	START	XXX	XXX	XXX	XXX	XXX	XXX	XXX	XXX	XXX
27	Micah Glaize	12/0	XXX	XXX	XXX	XXX	XXX	XXX	XXX	XXX	XXX	XXX	XXX	XXX
28	Justin Gipson	0/0
28	Preston Hodge	11/0	...	XXX	XXX	XXX	XXX	XXX	XXX	XXX	XXX	XXX	XXX	XXX
29	A'Khor Jones	10/0	XXX	XXX	XXX	XXX	XXX	XXX	XXX	XXX	XXX	XXX
30	Michael Bollinger	12/4	XXX	XXX	XXX	XXX	START	XXX	START	START	XXX	XXX	XXX	START
31	Tim Coutras	10/0	...	XXX	XXX	XXX	XXX	XXX	XXX	XXX	...	XXX	XXX	XXX
32	Elijah Auguste	2/0	XXX	...	XXX
33	Kyle Hanks	0/0
33	Lawrence Brown	0/0
34	Ahmad Walker	12/11	START	START	START	START	START	START	START	START	START	START	XXX	START
35	Tyren Dupree	12/0	XXX	XXX	XXX	XXX	XXX	XXX	XXX	XXX	XXX	XXX	XXX	XXX
36	Daniel Darko	10/0	XXX	XXX	XXX	XXX	XXX	XXX	XXX	XXX	XXX	XXX



2022-23 Liberty Football Games Played All games

Page 2/2
as of Nov 26, 2022

##	Player	GP-GS	USM	UAB	WF	UA	ODU	UMass	GW	BYU	Ark	UConn	VT	NMSU
37	Max Morgan	0/0
37	Owen McCone	0/0
38	Tre Lawing	0/0
38	Jaylin Belford	0/0
39	Russian Williams	0/0
40	Caleb Williams	0/0
41	Austin Mock	12/0	XXX	XXX	XXX	XXX	XXX	XXX	XXX	XXX	XXX	XXX	XXX	XXX
42	Nick Brown	12/0	XXX	XXX	XXX	XXX	XXX	XXX	XXX	XXX	XXX	XXX	XXX	XXX
43	Joseph Carter	0/0
44	Ike Okoye	0/0
45	Jackson Shirer	0/0
46	Aidan Alves	12/0	XXX	XXX	XXX	XXX	XXX	XXX	XXX	XXX	XXX	XXX	XXX	XXX
47	Austin Turner	0/0
47	Jordan Norwood	3/0	XXX	XXX	XXX
48	Rashad Whitehead	1/0	XXX
50	Chase Mitchell	2/0	XXX	XXX
51	Harrison Hayes	0/0
52	Jonathan Graham	12/8	XXX	XXX	XXX	START	START	START	START	START	START	START	START	XXX
53	Phillip Doss	0/0
54	Caeden Callahan	0/0
55	Brendan Schlittler	12/12	START	START	START	START	START	START	START	START	START	START	START	START
56	Will Buchanan	6/0	XXX	XXX	XXX	XXX	XXX	XXX
57	Carl Poole	6/0	XXX	XXX	XXX	...	XXX	XXX	XXX
60	Cam Reddy	12/12	START	START	START	START	START	START	START	START	START	START	START	START
63	Tommy Harley	0/0
64	Jacob Bodden	5/3	START	START	START	XXX	XXX
65	Naasir Watkins	11/11	START	START	START	...	START	START	START	START	START	START	START	START
68	Hunter Porterfield	0/0
70	Reggie Young	8/0	XXX	XXX	XXX	XXX	XXX	XXX	XXX	XXX
73	X'Zauvea Gadlin	12/12	START	START	START	START	START	START	START	START	START	START	START	START
74	Jacob Lecates	0/0
75	Mason Bundy	0/0
77	Cooper McCaw	12/2	XXX	XXX	XXX	START	XXX	XXX	XXX	XXX	XXX	XXX	XXX	START
77	Khristian Zachary	11/3	XXX	XXX	XXX	XXX	XXX	START	START	START	XXX	XXX	...	XXX
78	Brian Hannibal	0/0
79	John Kourtis	9/0	XXX	XXX	XXX	XXX	XXX	XXX	XXX	XXX	...	XXX
80	Cole Peterlin	7/0	...	XXX	XXX	...	XXX	XXX	XXX	XXX	XXX
81	Markel Fortenberry	0/0
82	D'Wayne Crawford	3/0	XXX	...	XXX	XXX
83	Austin Henderson	12/1	XXX	XXX	XXX	XXX	XXX	XXX	XXX	XXX	XXX	START	XXX	XXX
84	Teigan Martin	0/0
85	Brayden Beck	0/0
85	Mark Hutzel	0/0
86	Eddie Ogle	5/0	XXX	XXX	XXX	XXX	XXX
87	Brayden Monday	0/0
88	Jerome Jackson	12/11	START	START	START	START	START	START	START	START	START	XXX	START	START
90	Jason Stricker	12/0	XXX	XXX	XXX	XXX	XXX	XXX	XXX	XXX	XXX	XXX	XXX	XXX
90	Dennis Osagiede	12/11	XXX	START	START	START	START	START	START	START	START	START	START	START
91	Kendy Charles	12/12	START	START	START	START	START	START	START	START	START	START	START	START
92	Chris Boti	1/0	XXX
94	Jay Hardy	12/1	START	XXX	XXX	XXX	XXX	XXX	XXX	XXX	XXX	XXX	XXX	XXX
95	Teagen Lenderink	0/0
97	Marquise Brunson	2/0	XXX	...	XXX
98	CJ Bazile, Jr.	6/0	XXX	XXX	XXX	XXX	...	XXX	XXX
99	Bryce Dixon	7/0	...	XXX	XXX	XXX	XXX	XXX	XXX	XXX



2022-23 Liberty Football
Passing Game-by-Game
All games

Page 1/1
as of Nov 26, 2022

#7 Kaidon Salter	Comp	Att	Int	Pct	Yards	TD	Long	Sacked	Effic.
Southern Miss.	8	13	1	61.5	148	2	51	0-0	192.6
UAB	13	25	0	52.0	202	0	46	2-8	119.9
Wake Forest	19	34	2	55.9	258	2	38	4-26	127.3
Old Dominion	10	19	2	52.6	170	2	41	2-13	141.5
UConn	1	3	0	33.3	6	0	6	1-6	50.1
Virginia Tech	12	18	0	66.7	119	0	23	2-11	122.2
New Mexico St.	12	17	0	70.6	101	1	19	3-21	139.9
Totals	75	129	5	58.1	1004	7	51	14-85	133.7

#10 Nate Hampton	Comp	Att	Int	Pct	Yards	TD	Long	Sacked	Effic.
Akron	0	1	0	0.0	0	0	0	0-0	0.0
Massachusetts	3	5	0	60.0	76	0	39	1-6	187.7
Gardner-Webb	0	2	0	0.0	0	0	0	1-1	0.0
Totals	3	8	0	37.5	76	0	39	2-7	117.3

#11 Johnathan Bennett	Comp	Att	Int	Pct	Yards	TD	Long	Sacked	Effic.
Southern Miss.	7	18	2	38.9	37	0	12	2-23	33.9
Wake Forest	0	3	1	0.0	0	0	0	1-9	-66.7
Akron	13	27	1	48.1	152	2	30	2-7	112.5
Old Dominion	7	9	0	77.8	98	1	41	2-15	205.9
Massachusetts	9	18	0	50.0	183	2	51	2-9	172.1
Gardner-Webb	17	30	2	56.7	222	1	60	4-16	116.5
BYU	24	29	1	82.8	247	2	40	0-0	170.2
Arkansas	15	25	1	60.0	224	3	42	4-11	166.9
UConn	23	37	1	62.2	201	1	25	1-2	111.3
Virginia Tech	8	15	0	53.3	98	0	27	3-16	108.2
New Mexico St.	8	13	0	61.5	72	0	12	1-12	108.1
Totals	131	224	9	58.5	1534	12	60	22-120	125.7

#16 Charlie Brewer	Comp	Att	Int	Pct	Yards	TD	Long	Sacked	Effic.
Southern Miss.	3	4	0	75.0	18	0	11	0-0	112.8
New Mexico St.	5	9	1	55.6	34	0	15	1-1	65.1
Totals	8	13	1	61.5	52	0	15	1-1	79.8



2022-23 Liberty Football
Rushing/Receiving Game-by-Game
All games

Page 1/1
as of Nov 26, 2022

Rushing

Player	No-Yds/TD	USM	UAB	WF	UA	ODU	UMass	GW	BYU	Ark	UConn	VT	NMSU
Dae Dae Hunter	130-854/8	11-62/0	10-64/1	18-93/1	18-118/1	15-121/2	17-78/1	9-76/1	23-213/1	9-29/0	DNP	DNP	DNP
Shedro Louis	114-492/7	13-55/0	13-45/1	6-20/0	6-28/0	16-109/0	9-26/3	6-15/1	10-35/2	15-57/0	DNP	9-64/0	11-38/0
Johnathan Bennett	76-181/2	11-46/1	DNP	1--9/0	6--9/0	3--11/0	9-50/0	9--2/0	8-46/0	9-18/0	5-25/0	9-20/1	6-7/0
Kaidon Salter	59-222/2	9-65/0	14-79/1	15-72/1	DNP	3--10/0	DNP	DNP	DNP	DNP	2-0/0	10-23/0	6--7/0
TJ Green	43-229/2	DNP	DNP	DNP	DNP	DNP	6-39/0	2-4/0	DNP	1-4/0	24-119/1	1-8/0	9-55/1
Malik Caper	18-32/1	DNP	2--1/0	-	-	-	3-9/0	DNP	4-7/0	1--1/0	8-18/1	DNP	DNP
Nate Hampton	13-19/0	DNP	1-1/0	DNP	5-19/0	1-3/0	4--5/0	2-1/0	DNP	DNP	DNP	DNP	DNP
Charlie Brewer	7-23/0	3-13/0	DNP	DNP	DNP	DNP	DNP	DNP	2-0/0	DNP	DNP	DNP	2-10/0
Demario Douglas	5-105/1	1-3/0	-	-	-	-	-	-	-	1--8/0	2-105/1	-	1-5/0
Michael Bollinger	1-2/0	-	-	-	1-2/0	-	-	-	-	-	-	-	-

Receiving

Player	No-Yds/TD	USM	UAB	WF	UA	ODU	UMass	GW	BYU	Ark	UConn	VT	NMSU
Demario Douglas	73-977/6	5-97/2	3-51/0	7-124/2	5-40/0	2-13/0	4-134/1	8-87/0	8-69/0	7-145/1	8-70/0	9-69/0	7-78/0
Noah Frith	25-446/1	2-13/0	2-75/0	1-9/0	-	1-11/0	1-32/0	4-97/0	4-70/0	1-16/1	3-32/0	4-74/0	2-17/0
Dae Dae Hunter	18-149/1	1-2/0	2-8/0	5-21/0	-	4-62/1	-	2-25/0	4-31/0	-	DNP	DNP	DNP
Caleb Snead	17-180/0	3-29/0	-	3-59/0	DNP	DNP	DNP	DNP	DNP	2-14/0	2-22/0	1-11/0	6-45/0
CJ Yarbrough	15-214/2	3-36/0	1-19/0	2-36/0	1-4/0	4-94/1	1-8/0	-	DNP	DNP	1-3/1	-	2-14/0
Jerome Jackson	15-120/1	1-17/0	1-2/0	1-9/0	-	-	-	1-7/1	1-8/0	2-15/0	2-18/0	3-20/0	3-24/0
Jaivian Lofton	10-102/2	1--1/0	-	-	4-47/0	2-44/1	-	2-6/0	DNP	DNP	-	-	1-6/1
Shedro Louis	9-81/0	-	3-36/0	-	-	-	1-21/0	-	1-3/0	-	DNP	1-6/0	3-15/0
Treon Sibley	8-144/2	-	-	-	1-30/1	1-21/0	2-41/0	-	1-13/0	2-27/1	-	1-12/0	-
Austin Henderson	5-50/1	-	-	-	-	1-1/0	-	-	2-17/1	1-7/0	1-25/0	-	-
TJ Green	5-36/0	DNP	DNP	DNP	DNP	DNP	1-5/0	-	DNP	-	4-31/0	-	-
Bentley Hanshaw	4-44/0	1-6/0	-	-	-	-	-	-	-	-	1-5/0	1-25/0	1-8/0
CJ Daniels	3-38/1	DNP	DNP	DNP	-	1-8/0	DNP	DNP	2-30/1	DNP	DNP	DNP	DNP
Khaleb Coleman	3-37/1	-	-	-	2-31/1	-	-	-	1-6/0	-	DNP	DNP	-
Michael Bollinger	3-22/1	1-4/0	-	-	-	1-14/0	1-4/1	-	-	-	-	-	-
Cole Peterlin	2-25/0	DNP	1-11/0	-	DNP	-	1-14/0	-	-	-	DNP	DNP	DNP
Malik Caper	2-1/0	DNP	-	-	-	-	-	DNP	-	-	2-1/0	DNP	DNP



2022-23 Liberty Football
Total Tackles Game-by-Game
All games

Page 1/1
as of Nov 26, 2022

Total Tackles

Player	S-A	Total	USM	UAB	WF	UA	ODU	UMass	GW	BYU	Ark	UConn	VT	NMSU
Mike Smith, Jr.	39-30	69	4-4	3-2	6-4	3-6	2-4	3-2	6-1	0-2	3-0	DNP	3-2	6-3
Javon Scruggs	32-34	66	2-5	3-3	DNP	1-4	2-6	2-5	2-0	2-0	3-4	5-3	8-2	2-2
Ahmad Walker	33-30	63	4-4	3-2	2-4	4-5	2-5	1-1	6-1	2-1	2-4	3-2	4-0	0-1
Kendy Charles	26-32	58	3-3	3-1	1-1	1-3	1-3	1-1	1-5	5-3	2-5	1-3	5-1	2-3
Robert Rahimi	22-28	50	1-3	5-1	4-1	0-3	0-6	3-3	-	1-2	1-4	3-2	2-0	2-3
Durrell Johnson	32-17	49	4-1	4-1	1-1	4-1	0-2	0-2	3-2	1-1	4-5	5-1	4-0	2-0
Tyren Dupree	26-21	47	3-1	0-1	-	4-4	5-2	2-4	1-0	2-2	3-4	1-1	3-2	2-0
Aakil Washington	12-27	39	0-3	0-2	2-0	0-6	0-1	3-0	0-2	1-0	0-3	2-2	3-7	1-1
Dennis Osagiede	12-22	34	1-4	2-1	0-2	0-4	1-1	1-2	1-4	-	0-2	1-1	2-1	3-0
Chris Megginson	26-7	33	0-1	3-0	2-1	4-0	3-1	1-1	3-0	1-1	3-1	3-1	2-0	1-0
TreShaun Clark	13-16	29	1-3	4-1	0-2	1-4	1-0	DNP	DNP	DNP	1-1	0-3	1-1	4-1
Quinton Reese	16-12	28	2-1	-	6-0	0-2	2-2	3-2	1-0	-	1-3	DNP	1-2	-
Kobe Singleton	21-5	26	2-1	2-0	3-1	3-1	1-1	-	3-0	2-0	1-1	1-0	2-0	1-0
Juawan Treadwell	22-2	24	-	2-0	4-0	-	3-0	2-0	1-0	2-0	1-1	4-0	1-0	2-1
Brylan Green	14-10	24	-	1-0	-	0-3	1-0	0-4	3-0	2-0	4-0	1-0	1-3	1-0
Dre Butler	12-10	22	4-3	1-2	1-0	0-1	2-2	1-0	1-0	-	1-2	1-0	-	-
Daijahn Anthony	15-4	19	1-0	DNP	2-0	2-3	4-0	0-1	1-0	-	-	-	5-0	-
A'Khor Jones	14-2	16	DNP	DNP	1-0	0-1	2-1	1-0	-	2-0	2-0	1-0	1-0	4-0
Amarian Williams	8-7	15	0-1	2-2	1-0	-	2-1	-	-	-	2-0	0-2	1-0	0-1
Stephen Sings V	9-4	13	1-1	1-0	0-1	0-1	-	2-0	1-0	-	1-0	1-1	2-0	DNP
Jay Hardy	6-7	13	-	0-1	-	0-1	0-1	0-1	4-0	-	0-2	-	1-0	1-1
Preston Hodge	7-3	10	DNP	-	-	-	0-1	-	-	1-0	1-0	1-0	2-2	2-0
Bryce Dixon	4-5	9	DNP	1-0	DNP	DNP	-	1-1	1-0	0-1	0-2	DNP	DNP	1-1
Khristian Zachary	2-6	8	1-0	-	-	-	0-1	0-1	0-1	0-1	1-2	-	DNP	-
Jerome Jolly, Jr.	5-2	7	0-1	1-0	-	DNP	DNP	DNP	DNP	DNP	DNP	1-0	0-1	3-0
Treon Sibley	4-1	5	-	-	-	-	-	-	-	-	2-0	1-1	1-0	-
CJ Bazile, Jr.	3-2	5	DNP	DNP	DNP	DNP	DNP	1-2	1-0	1-0	-	DNP	-	-
Daniel Darko	1-3	4	-	DNP	DNP	-	0-1	0-1	-	-	-	1-1	-	-
Dae Dae Hunter	3-0	3	-	-	1-0	1-0	-	-	-	1-0	-	DNP	DNP	DNP
Micah Glaize	3-0	3	-	1-0	-	-	-	1-0	-	-	-	-	1-0	-
Jason Stricker	2-1	3	-	1-0	-	0-1	-	-	-	-	-	-	1-0	-
Austin Mock	2-0	2	-	-	-	1-0	-	-	-	-	-	-	1-0	-
Demario Douglas	2-0	2	-	-	-	-	-	-	2-0	-	-	-	-	-
Elijah Auguste	0-2	2	DNP	DNP	DNP	DNP	DNP	0-2	DNP	-	DNP	DNP	DNP	DNP
Bentley Hanshaw	1-0	1	-	-	-	-	-	-	-	-	-	1-0	-	-
Dexter Ricks, Jr.	1-0	1	DNP	DNP	DNP	DNP	DNP	-	-	DNP	1-0	DNP	DNP	DNP
Jaylon Jimmerson	1-0	1	-	1-0	-	-	DNP	DNP	DNP	DNP	DNP	DNP	DNP	DNP
CJ Yarbrough	1-0	1	-	-	-	-	-	-	-	DNP	DNP	-	-	1-0
Tim Coutras	1-0	1	DNP	-	-	-	-	1-0	-	-	DNP	-	-	-
Reggie Young	0-1	1	-	-	-	-	0-1	-	-	-	DNP	DNP	DNP	DNP
X'Zauvea Gadlin	0-1	1	-	-	-	-	0-1	-	-	-	-	-	-	-
Rashad Whitehead	0-1	1	DNP	DNP	DNP	DNP	DNP	0-1	DNP	DNP	DNP	DNP	DNP	DNP



2022-23 Liberty Football
Sacks Game-by-Game
All games

Page 1/1
as of Nov 26, 2022

Player	UA-A	Total	USM	UAB	WF	UA	ODU	UMass	GW	BYU	Ark	UConn	VT	NMSU
Durrell Johnson	6-4	8	-	1-10	-	2.5-17	-	0.5-4	1-6	-	2-16	-	1-8	-
Dennis Osagiede	4-4	6	-	1-8	-	0.5-3	1-5	1.5-15	2-14	-	-	-	-	-
Kendy Charles	2-7	5.5	-	0.5-4	0.5-2	0.5-6	-	-	1-6	-	0.5-5	-	1.5-14	1-5
Ahmad Walker	4-0	4	-	-	2-7	-	-	-	-	-	1-10	-	1-12	-
Tyren Dupree	4-0	4	-	-	-	-	1-4	-	1-5	1-7	-	-	1-12	-
TreShaun Clark	3-2	4	-	1.5-9	-	1.5-12	1-3	DNP	DNP	DNP	-	-	-	-
Stephen Sings V	3-1	3.5	1-6	-	0.5-1	-	-	2-22	-	-	-	-	-	DNP
Javon Scruggs	2-0	2	-	-	DNP	-	-	1-12	-	-	-	-	1-11	-
Dre Butler	1-1	1.5	-	-	-	-	1-2	-	-	-	0.5-1	-	-	-
Juawan Treadwell	1-0	1	-	-	-	-	-	-	-	1-2	-	-	-	-
Quinton Reese	0-2	1	-	-	-	-	-	0.5-3	-	-	-	DNP	0.5-7	-
Khristian Zachary	0-1	0.5	-	-	-	-	-	0.5-3	-	-	-	-	DNP	-



**2022-23 Liberty Football
Tackles For Loss Game-by-Game
All games**

Page 1/1
as of Nov 26, 2022

Player	UA-A	Total	USM	UAB	WF	UA	ODU	UMass	GW	BYU	Ark	UConn	VT	NMSU
Durrell Johnson	18-9	22.5	2.0-2	3.0-13	0.5-1	3.5-19	0.5-0	1.0-5	1.5-7	-	3.5-18	3.0-13	3.0-13	1.0-4
Dennis Osagiede	8-9	12.5	1.0-1	1.5-9	-	0.5-3	1.0-5	2.0-15	2.5-14	-	1.0-3	1.0-2	-	2.0-2
Ahmad Walker	8-6	11.0	1.0-3	0.5-2	2.5-8	0.5-1	0.5-1	-	1.0-2	2.0-6	1.5-11	-	1.0-12	0.5-0
Kendy Charles	4-12	10.0	1.0-1	0.5-4	1.5-3	0.5-6	-	0.5-1	1.5-7	-	1.5-9	-	1.5-14	1.5-6
Mike Smith, Jr.	6-4	8.0	-	-	2.5-4	-	0.5-2	0.5-0	3.0-5	-	1.0-5	DNP	-	0.5-1
Tyren Dupree	5-2	6.0	-	-	-	-	1.0-4	1.0-6	1.0-5	1.0-7	1.0-1	-	1.0-12	-
Javon Scruggs	4-4	6.0	-	0.5-2	DNP	-	0.5-2	1.0-12	-	1.0-6	1.0-2	1.0-1	1.0-11	-
TreShaun Clark	3-5	5.5	-	1.5-9	0.5-1	1.5-12	1.0-3	DNP	DNP	DNP	0.5-1	0.5-2	-	-
Quinton Reese	3-3	4.5	1.0-2	-	1.0-2	-	0.5-1	1.5-4	-	-	-	DNP	0.5-7	-
Stephen Sings V	3-1	3.5	1.0-6	-	0.5-1	-	-	2.0-22	-	-	-	-	-	DNP
A'Khor Jones	3-0	3.0	DNP	DNP	-	-	-	-	-	-	-	-	-	3.0-4
Juawan Treadwell	2-0	2.0	-	1.0-5	-	-	-	-	-	1.0-2	-	-	-	-
Chris Megginson	2-0	2.0	-	1.0-2	-	-	-	-	-	-	-	1.0-2	-	-
Dre Butler	1-2	2.0	-	-	-	-	1.0-2	-	-	-	1.0-2	-	-	-
Aakil Washington	0-4	2.0	-	0.5-2	-	-	-	-	0.5-1	-	0.5-2	0.5-1	-	-
Robert Rahimi	1-1	1.5	-	-	-	-	0.5-2	-	-	-	-	-	-	1.0-4
Khristian Zachary	1-1	1.5	-	-	-	-	-	0.5-3	-	-	1.0-1	-	DNP	-
Jay Hardy	1-1	1.5	-	-	-	-	-	-	1.0-1	-	-	-	-	0.5-1
CJ Bazile, Jr.	1-1	1.5	DNP	DNP	DNP	DNP	DNP	0.5-3	-	1.0-1	-	DNP	-	-
Bryce Dixon	1-1	1.5	DNP	-	DNP	DNP	-	-	1.0-1	-	0.5-2	DNP	DNP	-
Brylan Green	0-1	0.5	-	-	-	-	-	0.5-2	-	-	-	-	-	-
Daijahn Anthony	0-1	0.5	-	DNP	-	0.5-1	-	-	-	-	-	-	-	-



2022-23 Liberty Football Team Game-by-Game All games

Page 1/1
as of Nov 26, 2022

Date	Opponent	Rushing				Receiving				Passing				Kick Returns				Punt Returns				tot	
		no.	yds	td	lg	no.	yds	td	lg	cmp	att	int	yds	td	lg	no.	yds	td	lg	no.	yds	td	lg
09/03/2022	at Southern Miss.	48	244	1	28	18	203	2	51	18-35-3	203	2	51	3	72	0	32	1	5	0	5		447
09/10/2022	UAB	40	188	3	35	13	202	0	46	13-25-0	202	0	46	1	32	0	32	2	34	0	28		390
09/17/2022	at Wake Forest	40	176	2	43	19	258	2	38	19-37-3	258	2	38	7	114	0	35	0	0	0	0		434
09/24/2022	Akron	37	157	1	31	13	152	2	30	13-28-1	152	2	30	3	66	0	24	2	9	0	9		309
10/01/2022	at Old Dominion	39	210	2	40	17	268	3	41	17-28-2	268	3	41	2	33	0	17	2	-10	0	0		478
10/08/2022	at Massachusetts	49	194	4	23	12	259	2	51	12-23-0	259	2	51	4	82	0	30	2	9	0	14		453
10/15/2022	Gardner-Webb	29	93	2	46	17	222	1	60	17-32-2	222	1	60	2	15	0	15	4	11	0	12		315
10/22/2022	BYU	48	300	3	80	24	247	2	40	24-29-1	247	2	40	1	19	0	19	0	0	0	0		547
11/05/2022	at Arkansas	38	91	0	12	15	224	3	42	15-25-1	224	3	42	1	21	0	21	1	0	0	0		315
11/12/2022	at UConn	41	267	3	75	24	207	1	25	24-40-1	207	1	25	3	53	0	30	1	-8	0	0		474
11/19/2022	Virginia Tech	29	115	1	29	20	217	0	27	20-34-0	217	0	27	3	160	1	97	1	-9	0	0		332
11/26/2022	New Mexico St.	35	108	1	31	25	207	1	19	25-39-1	207	1	19	5	71	0	32	1	32	0	32		315
Liberty		473	2143	23	80	217	2666	19	60	217-375-15	2666	19	60	35	738	1	97	17	73	0	32		4809
Opponents		460	1729	19	58	210	2414	15	56	211-362-14	2415	15	56	21	400	0	40	12	137	0	38		4144

Liberty Averages

Games	Avg/ rush	Avg/ catch	Pass effic	KR avg	PR avg	All purpose avg/game	Total offense avg/game
12	4.5	12.3	126.3	21.1	4.3	475.7	400.8

Date	Opponent	Tackles			Sacks no-yds	Fumble		Pass Defense			blkd kick	PAT attempts			off		
		ua	a total	tfl-yds		ff	fr-yds	int-yds	qbh	brup		kick	rush	rcv	saf	t/o	pts
09/03/2022	at Southern Miss.	34	40	74	7.0-15	1-6	1-2-3	3-22	0	2	0	3-3	0	1	0	10	29
09/10/2022	UAB	44	20	64	10.0-48	4-31	4-4-0	0-0	2	1	0	3-3	0	0	0	0	21
09/17/2022	at Wake Forest	38	18	56	9.0-20	3-10	0-0-0	2-9	0	5	1	2-2	0	1	1	3	36
09/24/2022	Akron	29	54	83	7.0-42	5-38	1-0-0	1-0	7	3	0	3-3	0	0	0	0	21
10/01/2022	at Old Dominion	34	44	78	7.0-22	4-14	1-1-0	1-24	0	5	0	5-5	0	0	0	7	38
10/08/2022	at Massachusetts	30	38	68	11.0-73	6-59	0-0-0	1-0	0	3	0	6-6	0	0	0	7	42
10/15/2022	Gardner-Webb	42	16	58	13.0-43	5-31	0-0-0	3-1	1	6	0	3-3	0	0	0	0	21
10/22/2022	BYU	26	14	40	6.0-22	2-9	1-0-0	0-0	3	8	0	5-5	0	0	0	0	41
11/05/2022	at Arkansas	40	46	86	14.0-57	4-32	0-0-0	2-13	0	7	1	3-3	0	0	0	7	21
11/12/2022	at UConn	38	24	62	7.0-21	0-0	0-1-0	1-19	2	4	0	3-3	0	0	0	14	33
11/19/2022	Virginia Tech	58	24	82	8.0-69	6-64	1-0-0	0-0	0	2	0	2-2	0	0	1	0	22
11/26/2022	New Mexico St.	41	18	59	10.0-22	1-5	2-1-0	0-0	0	1	0	2-2	0	0	0	7	14
Liberty		454	356	810	109.0-454	41-299	11-9-3	14-88	15	47	2	40-40	0	2	2	55	339
Opponents		457	376	833	94.0-323	39-204	14-11-71	15-113	33	37	2	32-32	1	1	1	83	299

Date	Opponent	Punting										Field Goals			Kickoffs			
		no.	yds	avg	long	blkd	tb	fc	50+	i20	md-att	long	blkd	no.	yds	avg	tb	ob
09/03/2022	at Southern Miss.	5	217	43.4	59	0	1	3	1	2	2-3	32	0	5	298	59.6	1	1
09/10/2022	UAB	7	261	37.3	44	0	0	2	0	3	0-1	0	0	4	247	61.8	1	0
09/17/2022	at Wake Forest	2	84	42.0	48	0	0	1	0	1	2-4	47	0	5	325	65.0	5	0
09/24/2022	Akron	6	283	47.2	64	0	0	1	1	2	0-1	0	1	4	259	64.8	3	0
10/01/2022	at Old Dominion	4	172	43.0	47	0	0	1	0	1	1-2	49	0	7	426	60.9	6	0
10/08/2022	at Massachusetts	5	201	40.2	48	0	0	3	0	2	0-0	0	0	7	443	63.3	5	0
10/15/2022	Gardner-Webb	8	329	41.1	58	0	1	5	1	3	0-0	0	0	4	260	65.0	4	0
10/22/2022	BYU	1	49	49.0	49	0	0	0	0	0	2-2	37	0	8	486	60.8	5	0
11/05/2022	at Arkansas	7	251	35.9	47	1	0	4	0	3	0-0	0	0	5	320	64.0	2	0
11/12/2022	at UConn	3	112	37.3	45	0	0	0	0	1	2-2	38	0	7	433	61.9	4	0
11/19/2022	Virginia Tech	6	215	35.8	46	0	0	3	0	2	2-2	47	0	5	314	62.8	2	0
11/26/2022	New Mexico St.	3	147	49.0	60	0	0	1	1	1	0-1	0	0	3	195	65.0	3	0
Liberty		57	2321	40.7	64	1	2	24	4	21	11-18	49	1	64	4006	62.6	41	1
Opponents		69	2803	40.6	55	2	5	18	9	17	13-15	53	0	59	3475	58.9	20	2



2022-23 Liberty Football Opponents Game-by-Game All games

Page 1/1
as of Nov 26, 2022

Date	Opponent	Rushing				Receiving				Passing				Kick Returns				Punt Returns				tot		
		no.	yds	td	lg	no.	yds	td	lg	cmp	att	int	yds	td	lg	no.	yds	td	lg	no.	yds	td	lg	off
09/03/2022	at Southern Miss.	54	252	2	46	5	137	0	48	5-13-3	137	0	48	2	38	0	21	0	0	0	0	0	0	389
09/10/2022	UAB	43	241	2	56	10	114	0	56	10-15-0	114	0	56	3	67	0	33	1	4	0	4	0	0	355
09/17/2022	at Wake Forest	26	21	1	13	26	325	3	42	26-44-2	325	3	42	0	0	0	0	1	38	0	38	0	0	346
09/24/2022	Akron	28	52	0	11	29	269	1	41	29-52-1	269	1	41	1	30	0	30	3	52	0	38	0	0	321
10/01/2022	at Old Dominion	34	118	1	30	27	297	2	30	27-46-1	297	2	30	1	8	0	8	1	11	0	11	0	0	415
10/08/2022	at Massachusetts	43	145	2	53	6	88	0	45	6-14-1	88	0	45	2	29	0	22	1	9	0	9	0	0	233
10/15/2022	Gardner-Webb	34	86	1	34	23	239	1	46	23-44-3	239	1	46	0	0	0	0	0	0	0	0	0	0	325
10/22/2022	BYU	16	71	0	22	16	187	2	46	16-34-0	187	2	46	3	44	0	26	0	0	0	0	0	0	258
11/05/2022	at Arkansas	42	144	0	28	23	284	2	36	23-37-2	284	2	36	3	41	0	19	1	-3	0	0	0	0	428
11/12/2022	at UConn	38	209	3	58	15	112	1	30	16-22-1	113	1	30	3	66	0	32	1	-1	0	0	0	0	322
11/19/2022	Virginia Tech	59	176	3	22	14	148	0	35	14-20-0	148	0	35	3	77	0	40	2	3	0	4	0	0	324
11/26/2022	New Mexico St.	43	214	4	49	16	214	3	42	16-21-0	214	3	42	0	0	0	0	1	24	0	24	0	0	428
Opponents		460	1729	19	58	210	2414	15	56	211-362-14	2415	15	56	21	400	0	40	12	137	0	38	0	0	4144
Liberty		473	2143	23	80	217	2666	19	60	217-375-15	2666	19	60	35	738	1	97	17	73	0	32	0	0	4809

Opponents Averages

Games	Avg/ rush	Avg/ catch	Pass effic	KR avg	PR avg	All purpose avg/game	Total offense avg/game
12	3.8	11.5	120.3	19.0	11.4	399.4	345.3

Date	Opponent	Tackles				Sacks no-yds	Fumble		Pass Defense			blkd kick	PAT attempts			off		
		ua	a	total	tfl-yds		ff	fr-yds	int-yds	qbh	brup		kick	rush	rcv	saf	t/o	pts
09/03/2022	at Southern Miss.	53	14	67	11.0-30	2-14	1	0-0	3-22	3	5	0	3-3	0	0	0	14	27
09/10/2022	UAB	38	26	64	8.0-19	2-8	1	1-0	0-0	2	3	0	2-2	0	0	0	7	14
09/17/2022	at Wake Forest	48	32	80	9.0-48	5-35	2	1-18	3-0	3	5	0	4-4	0	0	0	7	37
09/24/2022	Akron	29	36	65	5.0-16	2-7	1	1-0	1-20	3	2	1	0-0	0	0	0	6	12
10/01/2022	at Old Dominion	38	28	66	5.0-29	4-28	0	0-0	2-24	3	3	0	3-3	0	0	0	7	24
10/08/2022	at Massachusetts	31	38	69	11.0-32	3-15	1	1-22	0-0	1	0	0	3-3	0	0	0	7	24
10/15/2022	Gardner-Webb	29	34	63	6.0-20	5-17	1	1-0	2--1	3	1	0	2-2	0	0	0	7	20
10/22/2022	BYU	46	36	82	5.0-17	0-0	1	1-0	1-21	1	0	0	2-2	0	0	0	7	14
11/05/2022	at Arkansas	24	44	68	9.0-17	4-11	0	0-0	1-0	2	4	1	0-0	1	0	1	8	19
11/12/2022	at UConn	38	40	78	5.0-16	2-8	1	1-31	1-28	8	4	0	4-4	0	1	0	0	36
11/19/2022	Virginia Tech	36	18	54	12.0-38	5-27	3	2-0	0-0	3	3	0	2-2	0	0	0	6	23
11/26/2022	New Mexico St.	47	30	77	8.0-41	5-34	2	2-0	1--1	1	7	0	7-7	0	0	0	7	49
Opponents		457	376	833	94.0-323	39-204	14	11-71	15-113	33	37	2	32-32	1	1	1	83	299
Liberty		454	356	810	109.0-454	41-299	11	9-3	14-88	15	47	2	40-40	0	2	2	55	339

		Punting										Field Goals			Kickoffs				
Date	Opponent	no.	yds	avg	long	blkd	tb	fc	50+	i20	md-att	long	blkd	no.	yds	avg	tb	ob	
09/03/2022	at Southern Miss.	4	165	41.3	51	0	0	2	1	2	2-3	53	0	5	325	65.0	2	0	
09/10/2022	UAB	6	275	45.8	53	0	2	1	1	1	0-0	0	0	3	189	63.0	1	0	
09/17/2022	at Wake Forest	4	107	26.8	46	1	0	1	0	0	3-3	46	0	9	490	54.4	2	0	
09/24/2022	Akron	6	222	37.0	45	0	0	2	0	1	2-3	34	0	3	184	61.3	0	0	
10/01/2022	at Old Dominion	6	256	42.7	49	0	0	1	0	3	1-1	34	0	5	325	65.0	3	0	
10/08/2022	at Massachusetts	10	397	39.7	52	0	1	1	1	1	1-1	28	0	5	301	60.2	1	0	
10/15/2022	Gardner-Webb	8	297	37.1	49	0	0	0	0	1	2-2	41	0	4	144	36.0	0	1	
10/22/2022	BYU	5	223	44.6	55	0	1	2	2	2	0-0	0	0	3	187	62.3	2	0	
11/05/2022	at Arkansas	6	265	44.2	55	1	1	1	2	2	1-1	50	0	2	130	65.0	1	0	
11/12/2022	at UConn	4	176	44.0	50	0	0	3	1	1	0-0	0	0	6	383	63.8	3	0	
11/19/2022	Virginia Tech	7	307	43.9	55	0	0	2	1	3	1-1	23	0	6	376	62.7	3	0	
11/26/2022	New Mexico St.	3	113	37.7	39	0	0	2	0	0	0-0	0	0	8	441	55.1	2	1	
Opponents		69	2803	40.6	55	2	5	18	9	17	13-15	53	0	59	3475	58.9	20	2	
Liberty		57	2321	40.7	64	1	2	24	4	21	11-18	49	1	64	4006	62.6	41	1	



2022-23 Liberty Football Team Game-by-Game Comparison All games

Page 1/1
as of Nov 26, 2022

Opponent	Score	First Downs				Rushing Number-Yards	Passing		Total Offense Plays-Yards	Return Yards	Turn- Overs
		Total	Rush	Pass	Pen		Comp-Att.-Int	Yards			
Southern Miss.	29-27	23 / 19	12 / 11	8 / 4	3 / 4	48-244 / 54-252	18-35-3 / 5-13-3	203 / 137	83-447 / 67-389	102 / 60	3 / 5
UAB	21-14	18 / 15	10 / 9	8 / 4	0 / 2	40-188 / 43-241	13-25-0 / 10-15-0	202 / 114	65-390 / 58-355	66 / 71	1 / 4
Wake Forest	36-37	22 / 16	8 / 2	12 / 11	2 / 3	40-176 / 26-21	19-37-3 / 26-44-2	258 / 325	77-434 / 70-346	123 / 56	4 / 2
Akron	21-12	18 / 19	7 / 4	10 / 14	1 / 1	37-157 / 28-52	13-28-1 / 29-52-1	152 / 269	65-309 / 80-321	75 / 102	2 / 1
Old Dominion	38-24	23 / 20	8 / 4	11 / 15	4 / 1	39-210 / 34-118	17-28-2 / 27-46-1	268 / 297	67-478 / 80-415	47 / 43	2 / 2
Massachusetts	42-24	21 / 12	10 / 6	9 / 4	2 / 2	49-194 / 43-145	12-23-0 / 6-14-1	259 / 88	72-453 / 57-233	91 / 60	1 / 1
Gardner-Webb	21-20	14 / 22	3 / 5	10 / 13	1 / 4	29-93 / 34-86	17-32-2 / 23-44-3	222 / 239	61-315 / 78-325	27 / -1	3 / 3
BYU	41-14	28 / 12	15 / 4	12 / 7	1 / 1	48-300 / 16-71	24-29-1 / 16-34-0	247 / 187	77-547 / 50-258	19 / 65	2 / 0
Arkansas	21-19	17 / 22	9 / 10	8 / 11	0 / 1	38-91 / 42-144	15-25-1 / 23-37-2	224 / 284	63-315 / 79-428	34 / 38	1 / 2
UConn	33-36	29 / 15	13 / 9	13 / 4	3 / 2	41-267 / 38-209	24-40-1 / 16-22-1	207 / 113	81-474 / 60-322	64 / 124	2 / 2
Virginia Tech	22-23	20 / 19	6 / 14	11 / 5	3 / 0	29-115 / 59-176	20-34-0 / 14-20-0	217 / 148	63-332 / 79-324	151 / 80	2 / 0
New Mexico St.	14-49	21 / 24	7 / 10	14 / 8	0 / 6	35-108 / 43-214	25-39-1 / 16-21-0	207 / 214	74-315 / 64-428	103 / 23	3 / 1
Totals	339-299	254 / 215	108 / 88	126 / 100	20 / 27	473-2143 / 460-1729	217-375-15 / 211-362-14	2666 / 2415	848-4809 / 822-4144	902 / 721	26 / 23

Opponents	3rd Down Conversion	4th Down Conversion	Time of Possession	TOP Margin	Avg Yds/Rush	Avg Yds/Pass	Avg Yds/Play	Punting Number-Avg	Penalties Number-Yards	Sacks
Southern Miss.	8-20 / 3-12	1-3 / 0-1	29:06 / 30:54	-01:48	5.1 / 4.7	5.8 / 10.5	5.4 / 5.8	5-43.4 / 4-41.3	12-107.0 / 10-77.0	1 / 2
UAB	3-12 / 4-12	0-0 / 1-2	28:31 / 31:29	-02:58	4.7 / 5.6	8.1 / 7.6	6.0 / 6.1	7-37.3 / 6-45.8	8-84.0 / 5-40.0	4 / 2
Wake Forest	4-17 / 6-16	4-5 / 1-2	35:28 / 24:32	10:56	4.4 / 0.8	7.0 / 7.4	5.6 / 4.9	2-42.0 / 4-26.8	5-41.0 / 8-71.0	3 / 5
Akron	7-16 / 6-18	1-1 / 1-3	28:52 / 31:08	-02:16	4.2 / 1.9	5.4 / 5.2	4.8 / 4.0	6-47.2 / 6-37.0	8-59.0 / 8-79.0	5 / 2
Old Dominion	4-10 / 7-19	0-0 / 2-3	28:57 / 31:03	-02:06	5.4 / 3.5	9.6 / 6.5	7.1 / 5.2	4-43.0 / 6-42.7	3-30.0 / 14-120.0	4 / 4
Massachusetts	5-13 / 1-14	0-2 / 1-1	30:10 / 40:49	-10:39	4.0 / 3.4	11.3 / 6.3	6.3 / 4.1	5-40.2 / 10-39.7	3-40.0 / 9-58.0	6 / 3
Gardner-Webb	1-12 / 5-14	1-2 / 0-0	25:33 / 34:27	-08:54	3.2 / 2.5	6.9 / 5.4	5.2 / 4.2	8-41.1 / 8-37.1	6-44.0 / 6-42.0	5 / 5
BYU	7-12 / 3-11	2-2 / 0-3	39:08 / 20:52	18:16	6.3 / 4.4	8.5 / 5.5	7.1 / 5.2	1-49.0 / 5-44.6	6-41.0 / 4-23.0	2 / 0
Arkansas	7-15 / 4-16	0-1 / 4-6	30:38 / 29:22	01:16	2.4 / 3.4	9.0 / 7.7	5.0 / 5.4	7-35.9 / 6-44.2	3-27.0 / 6-36.0	4 / 4
UConn	6-15 / 4-13	1-3 / 1-2	27:42 / 32:18	-04:36	6.5 / 5.5	5.2 / 5.1	5.9 / 5.4	3-37.3 / 4-44.0	9-71.0 / 6-67.0	0 / 2
Virginia Tech	4-12 / 6-18	0-1 / 3-3	23:41 / 36:19	-12:38	4.0 / 3.0	6.4 / 7.4	5.3 / 4.1	6-35.8 / 7-43.9	4-27.0 / 4-44.0	6 / 5
New Mexico St.	6-13 / 7-12	1-4 / 2-2	24:27 / 35:29	-11:02	3.1 / 5.0	5.3 / 10.2	4.3 / 6.7	3-49.0 / 3-37.7	8-85.0 / 4-25.0	1 / 5
Totals	62-167 / 56-175	11-24 / 16-28	352:13 / 378:42	-26:29	4.5 / 3.8	7.1 / 6.7	5.7 / 5.0	57-40.7 / 69-40.6	75-656.0 / 84-682.0	41 / 39

Note: Game totals are displayed in the format TEAM/OPPONENT for each category



2022-23 Liberty Football
Individual Game Highs
All games

Page 1/1
as of Nov 26, 2022

Liberty - Individual Game Highs

RUSHES	24	TJ Green at UConn (11/12/2022)
YARDS RUSHING	213	Dae Dae Hunter vs BYU (10/22/2022)
TD RUSHES	3	Shedro Louis at Massachusetts (10/08/2022)
LONG RUSH	80	Dae Dae Hunter vs BYU (10/22/2022)
PASS ATTEMPTS	37	Johnathan Bennett at UConn (11/12/2022)
PASS COMPLETIONS	24	Johnathan Bennett vs BYU (10/22/2022)
YARDS PASSING	258	Kaidon Salter at Wake Forest (09/17/2022)
TD PASSES	3	Johnathan Bennett at Arkansas (11/05/2022)
LONG PASS	60	Johnathan Bennett vs Gardner-Webb (10/15/2022)
RECEPTIONS	9	Demario Douglas vs Virginia Tech (11/19/2022)
YARDS RECEIVING	145	Demario Douglas at Arkansas (11/05/2022)
TD RECEPTIONS	2 2	Demario Douglas at Wake Forest (09/17/2022) Demario Douglas at Southern Miss. (09/03/2022)
LONG RECEPTION	60	Noah Frith vs Gardner-Webb (10/15/2022)
PUNTS	8	Aidan Alves vs Gardner-Webb (10/15/2022)
PUNTING AVG	49.0 49.0	Aidan Alves vs New Mexico St. (11/26/2022) Aidan Alves vs BYU (10/22/2022)
LONG PUNT	64	Aidan Alves vs Akron (09/24/2022)
PUNTS INSIDE 20	3 3 3	Aidan Alves at Arkansas (11/05/2022) Aidan Alves vs Gardner-Webb (10/15/2022) Aidan Alves vs UAB (09/10/2022)
LONG PUNT RETURN	32	Demario Douglas vs New Mexico St. (11/26/2022)
LONG KICKOFF RETURN	97	Shedro Louis vs Virginia Tech (11/19/2022)
TACKLES	10 10 10	Javon Scruggs vs Virginia Tech (11/19/2022) Aakil Washington vs Virginia Tech (11/19/2022) Mike Smith, Jr. at Wake Forest (09/17/2022)
SACKS	2.5	Durrell Johnson vs Akron (09/24/2022)
TACKLES FOR LOSS	3.5 3.5	Durrell Johnson at Arkansas (11/05/2022) Durrell Johnson vs Akron (09/24/2022)



2022-23 Liberty Football
Team Game Highs
All games

Page 1/1
as of Nov 26, 2022

Liberty - Game Highs

RUSHES	49	at Massachusetts (10/08/2022)
YARDS RUSHING	300	BYU (10/22/2022)
YARDS PER RUSH	6.5	at UConn (11/12/2022)
TD RUSHES	4	at Massachusetts (10/08/2022)
PASS ATTEMPTS	40	at UConn (11/12/2022)
PASS COMPLETIONS	25	New Mexico St. (11/26/2022)
YARDS PASSING	268	at Old Dominion (10/01/2022)
YARDS PER PASS	11.3	at Massachusetts (10/08/2022)
TD PASSES	3	at Arkansas (11/05/2022)
	3	at Old Dominion (10/01/2022)
TOTAL PLAYS	83	at Southern Miss. (09/03/2022)
TOTAL OFFENSE	547	BYU (10/22/2022)
YARDS PER PLAY	7.1	at Old Dominion (10/01/2022)
POINTS	42	at Massachusetts (10/08/2022)
SACKS BY	6	at Massachusetts (10/08/2022)
	6	Virginia Tech (11/19/2022)
FIRST DOWNS	29	at UConn (11/12/2022)
PENALTIES	12	at Southern Miss. (09/03/2022)
PENALTY YARDS	107	at Southern Miss. (09/03/2022)
TURNOVERS	4	at Wake Forest (09/17/2022)
PUNTS	8	Gardner-Webb (10/15/2022)
PUNTING AVG	49.0	New Mexico St. (11/26/2022)
	49.0	BYU (10/22/2022)
LONG PUNT	64	Akron (09/24/2022)
PUNTS INSIDE 20	3	at Arkansas (11/05/2022)
	3	Gardner-Webb (10/15/2022)
	3	UAB (09/10/2022)
LONG PUNT RETURN	32	New Mexico St. (11/26/2022)



2022-23 Liberty Football
Opponent Match Highs
All games

Page 1/1
as of Nov 26, 2022

Opponent - Game Highs

RUSHES	59	Virginia Tech (11/19/2022)
YARDS RUSHING	252	at Southern Miss. (09/03/2022)
YARDS PER RUSH	5.6	UAB (09/10/2022)
TD RUSHES	4	New Mexico St. (11/26/2022)
PASS ATTEMPTS	52	Akron (09/24/2022)
PASS COMPLETIONS	29	Akron (09/24/2022)
YARDS PASSING	325	at Wake Forest (09/17/2022)
YARDS PER PASS	10.5	at Southern Miss. (09/03/2022)
TD PASSES	3	New Mexico St. (11/26/2022)
	3	at Wake Forest (09/17/2022)
TOTAL PLAYS	80	Akron (09/24/2022)
	80	at Old Dominion (10/01/2022)
TOTAL OFFENSE	428	New Mexico St. (11/26/2022)
	428	at Arkansas (11/05/2022)
YARDS PER PLAY	6.7	New Mexico St. (11/26/2022)
POINTS	49	New Mexico St. (11/26/2022)
SACKS BY	5	New Mexico St. (11/26/2022)
	5	Virginia Tech (11/19/2022)
	5	Gardner-Webb (10/15/2022)
	5	at Wake Forest (09/17/2022)
FIRST DOWNS	24	New Mexico St. (11/26/2022)
PENALTIES	14	at Old Dominion (10/01/2022)
PENALTY YARDS	120	at Old Dominion (10/01/2022)
TURNOVERS	5	at Southern Miss. (09/03/2022)
PUNTS	10	at Massachusetts (10/08/2022)
PUNTING AVG	45.8	UAB (09/10/2022)
LONG PUNT	55	Virginia Tech (11/19/2022)
	55	at Arkansas (11/05/2022)
	55	BYU (10/22/2022)
PUNTS INSIDE 20	3	Virginia Tech (11/19/2022)
	3	at Old Dominion (10/01/2022)
LONG PUNT RETURN	38	Akron (09/24/2022)
	38	at Wake Forest (09/17/2022)



2022-23 Liberty Football
By Quarter Statistics
All games

Page 1/2
as of Nov 26, 2022

3rd-Down Conversions

Date	Opponent		Score	Overall	1st Qtr	2nd Qtr	3rd Qtr	4th Qtr	Overtime
09/03/2022	at Southern Miss.	Wot4	29-27	8-20 40.0	0-2 0.0	2-6 33.3	2-5 40.0	4-5 80.0	0-1 0.0
09/10/2022	UAB	W	21-14	3-12 25.0	1-5 20.0	1-3 33.3	0-2 0.0	1-2 50.0	0-0 0.0
09/17/2022	at Wake Forest	L	36-37	4-17 23.5	1-6 16.7	0-3 0.0	1-3 33.3	2-5 40.0	0-0 0.0
09/24/2022	Akron	W	21-12	7-16 43.8	2-3 66.7	3-5 60.0	0-3 0.0	2-5 40.0	0-0 0.0
10/01/2022	at Old Dominion	W	38-24	4-10 40.0	0-1 0.0	3-5 60.0	1-3 33.3	0-1 0.0	0-0 0.0
10/08/2022	at Massachusetts	W	42-24	5-13 38.5	0-3 0.0	1-2 50.0	1-3 33.3	3-5 60.0	0-0 0.0
10/15/2022	Gardner-Webb	W	21-20	1-12 8.3	1-3 33.3	0-2 0.0	0-4 0.0	0-3 0.0	0-0 0.0
10/22/2022	BYU	W	41-14	7-12 58.3	1-2 50.0	4-4 100.0	0-2 0.0	2-4 50.0	0-0 0.0
11/05/2022	at Arkansas	W	21-19	7-15 46.7	3-6 50.0	2-3 66.7	1-3 33.3	1-3 33.3	0-0 0.0
11/12/2022	at UConn	L	33-36	6-15 40.0	1-3 33.3	2-4 50.0	3-4 75.0	0-4 0.0	0-0 0.0
11/19/2022	Virginia Tech	L	22-23	4-12 33.3	1-3 33.3	1-3 33.3	1-4 25.0	1-2 50.0	0-0 0.0
11/26/2022	New Mexico St.	L	14-49	6-13 46.2	0-2 0.0	0-1 0.0	2-4 50.0	4-6 66.7	0-0 0.0
Liberty				62-167 37.1	11-39 28.2	19-41 46.3	12-40 30.0	20-45 44.4	0-1 0.0
Opponents				56-175 32.0	14-42 33.3	14-46 30.4	17-40 42.5	11-45 24.4	0-1 0.0

4th-Down Conversions

Date	Opponent		Score	Overall	1st Qtr	2nd Qtr	3rd Qtr	4th Qtr	Overtime
09/03/2022	at Southern Miss.	Wot4	29-27	1-3 33.3	0-1 0.0	1-1 100.0	0-1 0.0	0-0 0.0	0-0 0.0
09/10/2022	UAB	W	21-14	0-0 0.0	0-0 0.0	0-0 0.0	0-0 0.0	0-0 0.0	0-0 0.0
09/17/2022	at Wake Forest	L	36-37	4-5 80.0	1-2 50.0	1-1 100.0	0-0 0.0	2-2 100.0	0-0 0.0
09/24/2022	Akron	W	21-12	1-1 100.0	1-1 100.0	0-0 0.0	0-0 0.0	0-0 0.0	0-0 0.0
10/01/2022	at Old Dominion	W	38-24	0-0 0.0	0-0 0.0	0-0 0.0	0-0 0.0	0-0 0.0	0-0 0.0
10/08/2022	at Massachusetts	W	42-24	0-2 0.0	0-1 0.0	0-1 0.0	0-0 0.0	0-0 0.0	0-0 0.0
10/15/2022	Gardner-Webb	W	21-20	1-2 50.0	0-0 0.0	0-0 0.0	0-1 0.0	1-1 100.0	0-0 0.0
10/22/2022	BYU	W	41-14	2-2 100.0	0-0 0.0	0-0 0.0	1-1 100.0	1-1 100.0	0-0 0.0
11/05/2022	at Arkansas	W	21-19	0-1 0.0	0-0 0.0	0-0 0.0	0-1 0.0	0-0 0.0	0-0 0.0
11/12/2022	at UConn	L	33-36	1-3 33.3	0-0 0.0	0-0 0.0	0-0 0.0	1-3 33.3	0-0 0.0
11/19/2022	Virginia Tech	L	22-23	0-1 0.0	0-0 0.0	0-0 0.0	0-0 0.0	0-1 0.0	0-0 0.0
11/26/2022	New Mexico St.	L	14-49	1-4 25.0	0-0 0.0	0-0 0.0	0-2 0.0	1-2 50.0	0-0 0.0
Liberty				11-24 45.8	2-5 40.0	2-3 66.7	1-6 16.7	6-10 60.0	0-0 0.0
Opponents				16-28 57.1	0-1 0.0	5-7 71.4	1-4 25.0	10-16 62.5	0-0 0.0

Time of Possession

Date	Opponent		Score	Overall	1st Qtr	2nd Qtr	3rd Qtr	4th Qtr	Overtime
09/03/2022	at Southern Miss.	Wot4	29-27	29:06	04:58	09:56	05:11	09:01	00:00
09/10/2022	UAB	W	21-14	28:31	07:18	07:34	06:22	07:17	00:00
09/17/2022	at Wake Forest	L	36-37	35:28	08:41	09:48	08:46	08:13	00:00
09/24/2022	Akron	W	21-12	28:52	04:43	10:58	03:41	09:30	00:00
10/01/2022	at Old Dominion	W	38-24	28:57	03:28	08:05	09:16	08:08	00:00
10/08/2022	at Massachusetts	W	42-24	30:10	05:43	06:05	07:29	10:53	00:00
10/15/2022	Gardner-Webb	W	21-20	25:33	05:46	03:01	05:19	11:27	00:00
10/22/2022	BYU	W	41-14	39:08	06:55	11:49	10:02	10:22	00:00
11/05/2022	at Arkansas	W	21-19	30:38	08:02	09:17	06:24	06:55	00:00
11/12/2022	at UConn	L	33-36	27:42	07:17	05:55	08:39	05:51	00:00
11/19/2022	Virginia Tech	L	22-23	23:41	05:13	04:38	07:25	06:25	00:00



2022-23 Liberty Football
By Quarter Statistics
All games

Page 2/2
as of Nov 26, 2022

Date	Opponent		Score	Overall	1st Qtr	2nd Qtr	3rd Qtr	4th Qtr	Overtime
11/26/2022	New Mexico St.	L	14-49	24:27	05:26	04:26	07:12	07:23	00:00
Liberty			Total	352:13	73:30	91:32	85:46	101:25	00:00
			Avg.	29:21	06:08	07:38	07:09	08:27	00:00
Opponents			Total	378:42	96:36	109:21	68:22	104:23	00:00
			Avg.	31:34	08:03	09:07	05:42	08:42	00:00



2022-23 Liberty Football
Red-Zone Results
All games

Page 1/1
as of Nov 26, 2022

Liberty Inside Opponent Red-Zone

Date	Opponent	Score	Times	Times	Total	Rush	Pass	FGs	Failed to score inside RZ						
			In RZ	Scored	Pts	TDs	TDs	TDs	Made	FGA	Down	Int	Fumb	Half	Game
09/03/2022	at Southern Miss.	W 29-27	5	4	20	2	1	1	2	3	0	0	0	0	0
09/10/2022	UAB	W 21-14	4	3	21	3	3	0	0	1	0	0	0	0	0
09/17/2022	at Wake Forest	L 36-37	2	2	9	1	0	1	1	1	0	0	0	0	0
09/24/2022	Akron	W 21-12	3	2	14	2	1	1	0	1	0	0	0	0	0
10/01/2022	at Old Dominion	W 38-24	2	0	0	0	0	0	0	1	0	1	0	0	0
10/08/2022	at Massachusetts	W 42-24	6	5	35	5	4	1	0	0	1	0	0	0	0
10/15/2022	Gardner-Webb	W 21-20	5	3	21	3	2	1	0	0	0	0	1	0	1
10/22/2022	BYU	W 41-14	5	5	27	3	2	1	2	2	0	0	0	0	0
11/05/2022	at Arkansas	W 21-19	4	3	21	3	0	3	0	0	1	0	0	0	0
11/12/2022	at UConn	L 33-36	5	5	27	3	2	1	2	2	0	0	0	0	0
11/19/2022	Virginia Tech	L 22-23	2	2	10	1	1	0	1	1	0	0	0	0	0
11/26/2022	New Mexico St.	L 14-49	2	2	14	2	1	1	0	0	0	0	0	0	0
Totals 36 of 45 (80.0%)			45	36	219	28	17	11	8	12	2	1	1	0	1

Opponents Inside Liberty Red-Zone

Date	Opponent	Score	Times	Times	Total	Rush	Pass	FGs	Failed to score inside RZ						
			In RZ	Scored	Pts	TDs	TDs	TDs	Made	FGA	Down	Int	Fumb	Half	Game
09/03/2022	Southern Miss.	W 29-27	4	1	7	1	1	0	0	1	0	0	2	0	0
09/10/2022	UAB	W 21-14	3	1	7	1	1	0	0	0	1	0	1	0	0
09/17/2022	Wake Forest	L 36-37	7	7	37	4	1	3	3	3	0	0	0	0	0
09/24/2022	Akron	W 21-12	4	3	12	1	0	1	2	2	0	1	0	0	0
10/01/2022	Old Dominion	W 38-24	5	4	24	3	1	2	1	1	0	0	1	0	0
10/08/2022	Massachusetts	W 42-24	2	2	10	1	1	0	1	1	0	0	0	0	0
10/15/2022	Gardner-Webb	W 21-20	4	4	20	2	1	1	2	2	0	0	0	0	0
10/22/2022	BYU	W 41-14	1	1	7	1	0	1	0	0	0	0	0	0	0
11/05/2022	Arkansas	W 21-19	2	2	14	2	0	2	0	0	0	0	0	0	0
11/12/2022	UConn	L 33-36	2	2	14	2	2	0	0	0	0	0	0	0	0
11/19/2022	Virginia Tech	L 22-23	5	4	23	3	3	0	1	1	0	0	0	0	1
11/26/2022	New Mexico St.	L 14-49	3	3	21	3	3	0	0	0	0	0	0	0	0
Totals 34 of 42 (81.0%)			42	34	196	24	14	10	10	11	1	1	4	0	1



2022-23 Liberty Football Combined Team Statistics All games

Page 2/4
as of Nov 26, 2022

Field Goals

Player	fg	pct.	01-19	20-29	30-39	40-49	50-99	lg	blk
Nick Brown	11-18	61.1	0-1	3-3	5-8	3-3	0-3	49	1
Opponents	13-15	86.7	0-0	5-5	4-5	2-2	2-3	53	0

Scoring

Player	td	fg	PAT					dpx	saf	pts
			kick	rush	rcv	pass				
Nick Brown	-	11-18	39-39	-	-	-	-	-	-	72
Dae Dae Hunter	9	-	-	-	-	-	-	-	-	54
Shedro Louis	8	-	-	-	-	-	-	-	-	48
Demario Douglas	7	-	-	-	1	-	-	-	-	44
TJ Green	2	-	-	-	-	-	-	-	-	12
Jaivian Lofton	2	-	-	-	-	-	-	-	-	12
Treon Sibley	2	-	-	-	-	-	-	-	-	12
CJ Yarbrough	2	-	-	-	-	-	-	-	-	12
Kaidon Salter	2	-	-	-	-	2	-	-	-	12
Johnathan Bennett	2	-	-	-	-	-	-	-	-	12
Jerome Jackson	1	-	-	-	1	-	-	-	-	8
Michael Bollinger	1	-	-	-	-	-	-	-	-	6
Malik Caper	1	-	-	-	-	-	-	-	-	6
CJ Daniels	1	-	-	-	-	-	-	-	-	6
Noah Frith	1	-	-	-	-	-	-	-	-	6
Austin Henderson	1	-	-	-	-	-	-	-	-	6
Khaleb Coleman	1	-	-	-	-	-	-	-	-	6
Kendy Charles	-	-	-	-	-	-	-	1	2	2
Jason Stricker	-	-	1-1	-	-	-	-	-	-	1
Total	43	11-18	40-40	0	2	2	0	2	339	
Opponents	37	13-15	32-32	1	1	1	0	1	299	

Score by Periods

Team	1st	2nd	3rd	4th	OT	TOT
Liberty	55	122	75	82	5	339
Opponents	73	80	40	103	3	299

Punting

Player	no.	yds	avg	lg	tb	fc	i20	50+	blk
Aidan Alves	56	2321	41.4	64	2	24	21	4	0
Team	1	0	0.0	0	0	0	0	0	1
Total	57	2321	40.7	64	2	24	21	4	1
Opponents	69	2803	40.6	55	5	18	17	9	2

Punt Returns

Player	no.	yds	avg	td	lg
Demario Douglas	17	73	4.3	0	32
Total	17	73	4.3	0	32
Opponents	12	137	11.4	0	38

Kick Returns

Player	no.	yds	avg	td	lg
Shedro Louis	17	424	24.9	1	97
Demario Douglas	12	259	21.6	0	37
Malik Caper	2	16	8.0	0	9
Treon Sibley	2	20	10.0	0	20
Bentley Hanshaw	1	0	0.0	0	0
Dae Dae Hunter	1	19	19.0	0	19
Total	35	738	21.1	1	97
Opponents	21	400	19.0	0	40

All Purpose

Player	g	rush	rcv	pr	kr	ir	total	avg/g
Demario Douglas	12	105	977	73	259	0	1414	117.8
Dae Dae Hunter	9	854	149	0	19	0	1022	113.6
Shedro Louis	11	492	81	0	424	0	997	90.6
Noah Frith	12	0	446	0	0	0	446	37.2
TJ Green	6	229	36	0	0	0	265	44.2
Kaidon Salter	7	222	0	0	0	0	222	31.7
CJ Yarbrough	10	0	214	0	0	0	214	21.4
Johnathan Bennett	11	181	0	0	0	0	181	16.5
Caleb Snead	7	0	180	0	0	0	180	25.7
Treon Sibley	12	0	144	0	20	0	164	13.7
Jerome Jackson	12	0	120	0	0	0	120	10.0
Jaivian Lofton	10	0	102	0	0	0	102	10.2
Austin Henderson	12	0	50	0	0	0	50	4.2
Malik Caper	8	32	1	0	16	0	49	6.1
Bentley Hanshaw	12	0	44	0	0	0	44	3.7
Robert Rahimi	12	0	0	0	0	38	38	3.2
CJ Daniels	3	0	38	0	0	0	38	12.7
Khaleb Coleman	10	0	37	0	0	0	37	3.7
Cole Peterlin	7	0	25	0	0	0	25	3.6
Michael Bollinger	12	2	22	0	0	0	24	2.0
Charlie Brewer	3	23	0	0	0	0	23	7.7
Mike Smith, Jr.	11	0	0	0	0	22	22	2.0
Nate Hampton	5	19	0	0	0	0	19	3.8
Ahmad Walker	12	0	0	0	0	19	19	1.6
Quinton Reese	11	0	0	0	0	9	9	0.8
Total	12	2143	2666	73	738	88	5708	475.7
Opponents	12	1729	2414	137	400	113	4793	399.4

Total Offense

Player	g	plays	rush	pass	total	avg/g
Johnathan Bennett	11	300	181	1534	1715	155.9
Kaidon Salter	7	188	222	1004	1226	175.1
Dae Dae Hunter	9	130	854	0	854	94.9
Shedro Louis	11	114	492	0	492	44.7
TJ Green	6	43	229	0	229	38.2
Demario Douglas	12	5	105	0	105	8.8
Nate Hampton	5	21	19	76	95	19.0
Charlie Brewer	3	20	23	52	75	25.0
Malik Caper	8	18	32	0	32	4.0
Michael Bollinger	12	1	2	0	2	0.2
Total	12	848	2143	2666	4809	400.8
Opponents	12	822	1729	2415	4144	345.3

Team Defense

			Tackles				Sacks	Pass defense			Fumbles	blkd		
##	Player	gp	ua	a	tot	tfl/yds	no-yds	int-yds	brup	qbh	fr-yds	ff	kick	saf
7	Mike Smith, Jr.	11	39	30	69	8-17	.	1-22	4	2	.	2	.	.
1	Javon Scruggs	11	32	34	66	6-36	2-23	1-0	1	.	2-0	2	.	.



2022-23 Liberty Football Combined Team Statistics All games

Page 1/4
as of Nov 26, 2022

Team Results

Date	Opponent		Score	Att.
09/03/2022	at Southern Miss.	Wot4	29-27	24051
09/10/2022	UAB	W	21-14	18892
09/17/2022	at Wake Forest	L	36-37	32891
09/24/2022	Akron	W	21-12	20004
10/01/2022	at Old Dominion	W	38-24	18368
10/08/2022	at Massachusetts	W	42-24	11217
10/15/2022	Gardner-Webb	W	21-20	20924
10/22/2022	BYU	W	41-14	24012
11/05/2022	at Arkansas	W	21-19	70072
11/12/2022	at UConn	L	33-36	15107
11/19/2022	Virginia Tech	L	22-23	23055
11/26/2022	New Mexico St.	L	14-49	18837

Rushing

Player	gp	att	gain	loss	net	avg	td	lg	avg/g
Dae Dae Hunter	9	130	892	38	854	6.6	8	80	94.9
Shedro Louis	11	114	521	29	492	4.3	7	40	44.7
TJ Green	6	43	234	5	229	5.3	2	31	38.2
Kaidon Salter	7	59	321	99	222	3.8	2	43	31.7
Johnathan Bennett	11	76	320	139	181	2.4	2	23	16.5
Demario Douglas	12	5	113	8	105	21.0	1	75	8.8
Malik Caper	8	18	40	8	32	1.8	1	5	4.0
Charlie Brewer	3	7	27	4	23	3.3	0	11	7.7
Nate Hampton	5	13	31	12	19	1.5	0	7	3.8
Michael Bollinger	12	1	2	0	2	2.0	0	2	0.2
Team	12	7	0	16	-16	-2.3	0	0	-1.3
Total	12	473	2501	358	2143	4.5	23	80	178.6
Opponents	12	460	2198	469	1729	3.8	19	58	144.1

Passing

Player	gp	effic	comp-att-int	pct	yds	td	lg	avg/g
Johnathan Bennett	11	125.7	131-224-9	58.5	1534	12	60	139.5
Kaidon Salter	7	133.7	75-129-5	58.1	1004	7	51	143.4
Charlie Brewer	3	79.8	8-13-1	61.5	52	0	15	17.3
Nate Hampton	5	117.3	3-8-0	37.5	76	0	39	15.2
Team	12	0.0	0-1-0	0.0	0	0	0	0.0
Total	12	126.3	217-375-15	57.9	2666	19	60	222.2
Opponents	12	120.3	211-362-14	58.3	2415	15	56	201.3

Receiving

Player	gp	no.	yds	avg	td	lg	avg/g
Demario Douglas	12	73	977	13.4	6	51	81.4
Noah Frith	12	25	446	17.8	1	60	37.2
Dae Dae Hunter	9	18	149	8.3	1	41	16.6
Caleb Snead	7	17	180	10.6	0	27	25.7
Jerome Jackson	12	15	120	8.0	1	17	10.0
CJ Yarbrough	10	15	214	14.3	2	41	21.4
Jaivian Lofton	10	10	102	10.2	2	34	10.2
Shedro Louis	11	9	81	9.0	0	21	7.4
Treon Sibley	12	8	144	18.0	2	30	12.0
TJ Green	6	5	36	7.2	0	13	6.0
Austin Henderson	12	5	50	10.0	1	25	4.2
Bentley Hanshaw	12	4	44	11.0	0	25	3.7
Khaleb Coleman	10	3	37	12.3	1	22	3.7
CJ Daniels	3	3	38	12.7	1	25	12.7
Michael Bollinger	12	3	22	7.3	1	14	1.8
Malik Caper	8	2	1	0.5	0	5	0.1
Cole Peterlin	7	2	25	12.5	0	14	3.6
Total	12	217	2666	12.3	19	60	222.2
Opponents	12	210	2414	11.5	15	56	201.2

Game Records

Record	Overall	Home	Away	Neutral
ALL GAMES	8-4	4-2	4-2	0-0
CONFERENCE	0-0	0-0	0-0	0-0
NON-CONFERENCE	8-4	4-2	4-2	0-0

Team Statistics

	LIB	OPP
First Downs	254	215
Rushing	108	88
Passing	126	100
Penalty	20	27
Rushing Yardage	2143	1729
Rushing attempts	473	460
Average per rush	4.5	3.8
Average per game	178.6	144.1
TDs Rushing	23	19
Passing Yardage	2666	2415
Comp-Att-Int	217-375-15	211-362-14
Average per pass	7.1	6.7
Average per catch	12.3	11.4
Average per game	222.2	201.3
TDs Passing	19	15
Total offense	4809	4144
Average per play	5.7	5.0
Average per game	400.8	345.3
Kick returns: #-Yards	35-738	21-400
Punt returns: #-Yards	17-73	12-137
Int returns: #-Yards	14-88	15-113
Fumbles-Lost	21-11	15-9
Penalties-Yards	75-656	84-682
Punts-Avg	57-40.7	69-40.6
Time of possession / game	29:21	31:34
3rd-down conversion	62/167	56/175
4rd-down conversion	11/24	16/28
PAT-attempts	(40-40) 100%	(32-32) 100%
2-point conversion-attempts	(2-5) 40%	(2-6) 33%

Interceptions

Player	no.	yds	avg	td	lg
Robert Rahimi	5	38	7.6	0	24
Daijahn Anthony	2	0	0.0	0	0
Kobe Singleton	2	0	0.0	0	0
Javon Scruggs	1	0	0.0	0	0
Durrell Johnson	1	0	0.0	0	0
Quinton Reese	1	9	9.0	0	9
Ahmad Walker	1	19	19.0	0	19
Mike Smith, Jr.	1	22	22.0	0	22
Total	14	88	6.3	0	24
Opponents	15	113	7.5	1	28

collegepressbox
SINCE 2005 EVERYTHING BUT THE PREGAME MEAL

2023

NATIONAL CHAMPIONSHIP

131 Teams

10 Conferences

42 Bowls

25 Awards

collegepressbox is the official
media website for Division I football

Access and download game notes, quotes, statistics, media guides,
headshots, logos and more for all FBS schools, conferences,
postseason games, awards and the College Football Playoff

For access, please register for an account at:
collegepressbox.com/register

 **collegepressbox**

 **collegepressboxvideo**