

# BOWLING GREEN

**UCLA**  
September 3, 2022  
2:30 p.m. • Pac-12 Network  
Pasadena, Calif.  
Rose Bowl (90,888)

**GAME**  
**1**

## 1959 NATIONAL CHAMPIONS • 12 MAC CHAMPIONSHIPS



|                            |                                   |
|----------------------------|-----------------------------------|
| <b>Date:</b>               | Sat., Sept. 3, 2022               |
| <b>Location:</b>           | Pasadena, Calif.                  |
| <b>Stadium:</b>            | Rose Bowl (90,888)                |
| <b>Rankings:</b>           | UCLA (rv AP, rv Coaches)          |
| <b>Series vs. UCLA:</b>    | First Meeting                     |
| <b>In Pasadena:</b>        | First Meeting                     |
| <b>at Rose Bowl:</b>       | First Meeting                     |
| <b>Loeffler vs. Kelly:</b> | First Meeting                     |
| <b>Websites:</b>           | BGSUFalcons.com<br>UCLABruins.com |

### BOWLING GREEN FALCONS

**Record:** 0-0, **MAC:** 0-0

**Head Coach:** Scot Loeffler

**BG Record:** 7-22 • fourth season

**Career Record:** 7-22 • fourth season

**Loeffler vs. UCLA:** First Meeting

### UCLA BRUINS

**Record:** 0-0, **PAC-12:** 0-0

**Head Coach:** Chip Kelly

**UCLA Record:** 18-25 • fifth season

**Career Record:** 64-32 • ninth season

**Kelly vs. BG:** First Meeting

## OPENING KICK

### BGSU OPENS 104TH SEASON OF FOOTBALL

- Bowling Green State University opens its 104th season of football at UCLA on Saturday.
- The Falcons open a season against a Pac-12 opponent for the first time since heading to Eugene to open the 2018 season against the Oregon Ducks.

### BOWLING GREEN VS. UCLA

- Saturday is the first meeting between Bowling Green and UCLA in football.
- Saturday marks the first time UCLA will host a MAC school.
- BGSU is only the second MAC school UCLA will have played. UCLA's only previous game against a MAC school was when Temple was in the league. They met in the 2009 EagleBank Bowl in Washington, D.C.

### FIVE TOP STORYLINES

- Bowling Green is the only MAC school to ever play at the Rose Bowl. Bowling Green, the fifth-winningest program from the 1960s behind Alabama, Texas, Arkansas and Mississippi, faced Cal State Los Angeles at the Rose Bowl on Nov. 25, 1967, in front of 2,464 fans. BGSU won, the game 42-27. It was the final game of **Bob Gibson's** head coaching career at BGSU. Gibson, a long-time assistant coach of **Doyt Perry**, replaced the hall of fame coach upon retirement in 1965.
- Since the start of the FBS era in 1978, Saturday marks the first time a MAC school will play a game at the Rose Bowl.
- Bowling Green is playing on a grass surface for only the second time in the **Scot Loeffler** era. BGSU also played on grass in the 2021 season opener at Tennessee's Neyland Stadium. Saturday marks just the third time over 51 games that Bowling Green will play on a grass surface.
- Preseason All-American **Darren Anders** was No. 8 in the nation in 2021 with 10.33 tackles per game. He is one of three players in all of FBS over the past two seasons to rank in the Top-15 nationally in tackles and the only one who returns to the college football ranks in 2022.
- BGSU quarterback **Matt McDonald** hails from Newport Beach, Calif., and will become the fourth McDonald in his family to play a game at the Rose Bowl. He joins his father, Paul (USC) and his brothers, Michael (USC) and Andrew (New Mexico State). More on page four.



ILB Darren Anders led the MAC in 2021 with 10.33 tackles per game. He also finished No. 8 in the nation in tackles. Anders is a preseason PFN first-team All-American.

## #ToTheMoon: BY THE NUMBERS

- 4** Saturday is BGSU's fourth all-time game against a school from the Pac-12 and first since opening the 2018 season at Oregon.
- 8** Eight current FBS head coaches at one time in their career coached at Bowling Green. Only Alabama, Arizona, Ohio State, Tennessee & Texas Tech can boast
- 11** Bowling Green is playing its 11th all-time game in the state of California and its first since the 1991 California Bowl (vs. Fresno State).

## 2022 SCHEDULE

| Date  | Opponent                | Time /Result | TV               |
|-------|-------------------------|--------------|------------------|
| S. 3  | at UCLA                 | 2:30 p.m.    | P12N             |
| S. 10 | EASTERN KENTUCKY        | 4 p.m.       | ESPN3            |
| S. 17 | MARSHALL                | 5 p.m.       | NFL Network      |
| S. 24 | at Mississippi State    | TBA          | TBA              |
| O. 1  | at Akron*               | 3:30 p.m.    | TBA              |
| O. 8  | BUFFALO                 | TBA          | TBA              |
| O. 15 | MIAMI (OH)*             | TBA          | TBA              |
| O. 22 | at Central Michigan*    | TBA          | TBA              |
| N. 2  | WESTERN MICHIGAN**      | 7 p.m.       | ESPN2/ESPNU      |
| N. 9  | KENT STATE**            | 7 p.m.       | ESPN2/ESPNU/CBSN |
| N. 15 | at Toledo* <sup>1</sup> | 7 p.m.       | ESPN2/ESPNU      |
| N. 22 | at Ohio* <sup>1</sup>   | 7 p.m.       | ESPNU/ESPN+      |

AllTimes Eastern; \*MAC game; \*Tues; \*\*Wed.

## ON THE AIR

### Pac-12 Network

Roxy Bernstein, play-by-play  
Lincoln Kennedy, analyst



### Falcon Sports Radio Network

Todd Walker, play-by-play  
John Gibson, analyst  
Kevin Piel, sideline



### Satellite Radio

SiriusXM 198 • Internet 981



## BOWLING GREEN COACHES

### ON THE FIELD

Scot Loeffler, Head Coach  
Erik Campbell, Passing Game Coordinator/Wide Receivers  
Julian Campenni, Def. Run Game Coord./Defensive Line  
Chris Hedden, Off. Run Game Coord./Offensive Line  
Alex Bayer/Special Teams Coordinator  
Sammy Lawanson/Outside Linebacker  
Brian White/Running Backs  
Pat Fogarty, Offensive Graduate Assistant  
Grant Strock, Offensive Graduate Assistant  
Brady Thomas, Defensive Graduate Assistant

### IN THE BOOTH

Eric Lewis, Defensive Coordinator/Defensive Backs  
Steve Morrison, Assoc. HC/Linebackers  
Max Warner, Co-Offensive Coord./Quarterbacks  
Greg Nosal, Co-Offensive Coord. /Tight Ends  
Mitch Fair, Defensive Graduate Assistant

## STRATEGIC COMMUNICATIONS

### Asst. AD for Strategic Communications

Vincent Briedis • @VincentBriedis

O: (419) 372-7075 • C: (434) 326-3792 • vinceb@bgsu.edu

### Secondary Football Contact (Players)

Kyle Edmond • @kyleedmond7

O: (419) 372-4027 • C: (419) 618-3485 • kedmond@bgsu.edu

## #TOTHEMOON



@BG\_Football



@BGSUFootball



@BGSUFootball

|                             |                   |   |                                    |                                    |                   |                   |   |
|-----------------------------|-------------------|---|------------------------------------|------------------------------------|-------------------|-------------------|---|
| <b>THIS WEEK'S SCHEDULE</b> | <b>28 SUNDAY</b>  | <b>29 MONDAY</b>  | <b>30 TUESDAY</b>                  | <b>31 WEDNESDAY</b>                | <b>1 THURSDAY</b> | <b>2 FRIDAY</b>   | <b>3 SATURDAY</b>   |
|                             | · No availability | · Weekly press conference (12 p.m.)<br>· Coaches Radio Show (6-7 p.m.) at Fricker's | · Player availability upon request | · Player availability upon request | · No availability | · No availability | <b>Game No. 1</b><br>at UCLA<br>2:30 p.m.<br>Pac-12 Network<br>Pasadena, Calif. |

**WEEKLY PRESS CONFERENCE**

Football coach Scot Loeffler will hold a weekly media press conference in the Wilcox Room on the third floor of the Sebo Athletic Center. All members of the media are welcome to attend. Out-of-town media should contact Vincent Briedis to gain access to the ZOOM link for the Monday press conference. Audio and video of each weekly press conference will be available at BGSUFalcons.com shortly after the completion of the press conference.

The only weekly press conferences not on the Monday of game week will be for the Western Michigan, Kent State, Toledo and Ohio games. The press conference for Western Michigan Game Week will be on Fri., Oct. 28. The press conference for the Kent State Game Week will be on Fri., Nov. 4. The press conference for the Toledo GameWeek will be on Thurs., Nov. 10. The press conference for the Ohio GameWeek will be on Thurs., Nov. 17.

**PLAYER INTERVIEWS**

Players are available for only interviews each Monday depending on class schedules. If you have specific player interview requests, they should be directed to Kyle Edmond in the Bowling Green strategic communications office by noon Sunday.

Please allow at least 24 hours to set up interviews with players. Arrangements can be made for telephone and in-person interviews at a time that is mutually agreeable to the reporter/broadcaster and the athlete, should there be a scheduling conflict.

No player or coach interviews will be arranged after Wednesday during game week (for Saturday games), or what is equivalent of "Wednesday" for the MACtion weeks.

**POSTGAME INTERVIEWS**


Coach Loeffler will hold his postgame press conference in person. At **home** Coach Loeffler and select players will be available in the Sentinel-Tribune Room located between the two locker rooms, following the normal cooling-off period. BGSU observes a closed locker room policy. The Sentinel-Tribune Room is on the east side of the stadium (opposite the press box), and can be entered through the tunnels at either the north or south end.

**On the Road:** Coach Loeffler and requested players will be made available in a designated media room or just outside the locker room following the normal cooling-off period.

**FACT BOOK/ROSTER FILES**

Bowling Green's fact book is available online throughout the season at BGSUFalcons.com at this link:

<https://bgsufalcons.com/2022FootballMediaCenter>

The most up-to-date Bowling Green roster files also are available at BGSUFalcons.com. Audio pronunciations of player names can be viewed by clicking on the  next to the player/coach name on their bio or roster.

**WEEKLY GAME NOTES**

Bowling Green's game notes will be available by the start of the weekly Scot Loeffler Press Conference. They also can be accessed online in PDF format at BGSUFalcons.com. If you are interested in receiving the weekly game notes via email, please contact Vincent Briedis.

**CREDENTIALS**

Requests for working press credentials should be made to the BGSU Strategic Communications Office. Requests should be made at least one week in advance. Late requests will be honored if space is available, but parking cannot be guaranteed for requests less than one week in advance. Scouts and non-working media will be seated if space is available, dependent on league and national rules.

All requests can made using the following link:  
<https://bgsufalcons.com/2022FootballMediaCenter>

**COLLEGE PRESS BOX.COM**

CollegePressBox.com is the official media website for Division I football. Access and download weekly game notes, quotes, statistics, media guides, headshots, logos and more for each conference and its member schools. Register for access at [collegepressbox.com/register](http://collegepressbox.com/register).



**STRATEGIC COMMUNICATIONS**



**VINCENT BRIEDIS**

Asst. AD for Strategic Communications (Primary Football Contact)


Office: 419-372-7075  
Mobile: 434-326-3792  
vinceb@bgsu.edu  
@VincentBriedis



**MIKE CIHON**

Assoc. Director for Strategic Communications


Office: 419-372-4074  
Mobile: 419-308-0691  
mjchon@bgsu.edu  
@MikeCihon



**KYLE EDMOND**

Assistant Director for Strategic Communications (Secondary Football Contact)

Office: 419-372-4027  
Mobile: 419-618-3485  
kedmond@bgsu.edu  
@kyleedmond7



**DAVID DIETRICH**

Strategic Communications Assistant

Mobile: 567-938-9138  
ddietri@bgsu.edu  
@DDietrichBGSU

**MAILING ADDRESS**  
Sebo Athletic Center  
1610 Stadium Dr.  
Bowling Green, OH 43403



**PRONUNCIATION GUIDE**

**COACH PRONUNCIATION GUIDE**

|                 |            |
|-----------------|------------|
| Scot Loeffler   | LEFF-luhr  |
| Julian Campenni | cam-PENNY  |
| Sammy Lawanson  | La-WON-son |
| Greg Nosal      | NO-sail    |

**PLAYER PRONUNCIATION GUIDE**

|                  |                           |
|------------------|---------------------------|
| Alan Anaya       | A-NYE-AH                  |
| Cavon Croom      | KUH-von                   |
| Jhaylin Embry    | JAY-linn                  |
| Tunde Fatukasi   | tune-day, faa-too-KAH-see |
| Davon Ferguson   | Day-Von                   |
| Levi Gazarek     | guh-ZAIR-eck              |
| Odieu Hiliare    | Oh-Do Hill-Air            |
| Delonus Kabir    | De-LAWN-us KAH-beer       |
| Ta'ron Keith     | Tah-Ron                   |
| Dierre Kelly     | Dee-Air                   |
| Javonte Kinsey   | juh-VON-tay               |
| Darius Lorfils   | Lore-Fills                |
| Avi McGary       | AY-vee                    |
| Diego Neri       | Near-ee                   |
| Nick Niehoff     | KNEE-hoff                 |
| Jordan Oladokun  | Oh-LAH-Doe-KUN            |
| Jaison Patterson | Jye-Son                   |
| Owen Rozanc      | Row-Zank                  |
| Ali Saad         | ollie sod                 |
| Kitione Tau      | Key-tee-own-ee, Tau       |
| PaSean Wimberly  | PAY-shawn                 |

**WHAT'S INSIDE**

|                                      |      |                                  |       |                          |       |
|--------------------------------------|------|----------------------------------|-------|--------------------------|-------|
| Game Information                     | 1    | Did You Know?                    | 12    | Bowling Green Long Plays | 21    |
| Media Information/Schedule           | 2    | Game-By-Game Notables            | 13    | The Last Time            | 21    |
| Bowling Green State University Facts | 3    | BGSU's Record When               | 13    | Bowling Green Rosters    | 22-23 |
| Bowling Green vs. UCLA               | 4-5  | 100-yard/200-yard/300-yard Games | 13    | Depth Chart              | 24    |
| Team Notes                           | 6-10 | Active Reception Streak          | 13    |                          |       |
| MAC Standings/Preseason Poll         | 6    | Falcons in the Stat Rankings     | 14    |                          |       |
| Career Starts/ 2022 BGSU Opponents   | 10   | Individual Statistics            | 15-16 |                          |       |
| BGSU Overtime Games                  | 10   | Team Statistics                  | 17    |                          |       |
| Head Coach Scot Loeffler             | 11   | Defensive Statistics             | 18    |                          |       |
| Honors & Awards                      | 12   | Career Highs                     | 19-20 |                          |       |

**BOWLING GREEN FACTS**

**BOWLING GREEN STATE UNIVERSITY**

|                                       |   |
|---------------------------------------|---|
| Location                              | Bowling Green, Ohio                                   |
| Founded                               | 1910  |
| Enrollment                            | 20,232  |
| President                             | Dr. Rodney Rogers                                     |
| Director of Athletics (interim)       | Stacy Kosciak   |
| Faculty Representative                | Dr. Ray Schneider<br>Dr. Donna Trautman               |
| Nickname                              | Falcons   |
| Mascots                               | Freddie and Frieda Falcon                             |
| Colors                                | Orange and Brown                                      |
| Songs                                 | Ay Ziggy Zoomba<br>Forward Falcons<br>Alma Mater      |
| Stadium                               | Doyt Perry Stadium                                    |
| Capacity                              | 24,000  |
| Surface                               | Shaw SportTurf  |
| Doyt Perry Stadium Opened             | Oct. 1, 1966  |
| All-Time Record at Doyt Perry Stadium | 171-107-6   |
| Affiliations                          | NCAA, Division I-FBS,<br>Mid-American (East Division) |

**FOOTBALL INFORMATION**

|                        |   |
|------------------------|---|
| First Year of Football | 1919  |
| All-Time Record        | 550-413-52 (104th season)   |
| All-Time MAC Record    | 288-201-11 (71st season)  |
| MAC Championships      | 1956, 1959, 1961, 1962, 1964, 1965,<br>1982, 1985, 1991, 1992, 2013, 2015 |
| All-Time Bowl Record   | 5-7   |
| Offensive Alignment    | No Huddle Multiple  |
| Defensive Alignment    | Multiple  |

**COACHING STAFF**

|                                     |                 |
|-------------------------------------|-----------------|
| Head Coach                          | Scot Loeffler   |
| Associate HC/Inside Linebackers     | Steve Morrison  |
| Defensive Coordinator/Cornerbacks   | Eric Lewis      |
| Co-OC/Tight Ends                    | Greg Nosal      |
| Co-OC/Quarterbacks                  | Max Warner      |
| Special Teams Coordinator           | Alex Bayer      |
| Off. Run Game Coord./Offensive Line | Chris Hedden    |
| Passing Game Coord./WR              | Erik Campbell   |
| Def. Run Game Coord./Defensive Line | Julian Campenni |
| Outside Linebackers                 | Sammy Lawanson  |
| Running Backs                       | Brian White     |
| Dir. of Strength/Conditioning       | Kevin Tolbert   |
| Defensive GA                        | Mitch Fair      |
| Offensive GA                        | Pat Fogarty     |
| Offensive GA                        | Grant Strock    |
| Defensive GA                        | Brady Thomas    |

**SUPPORT STAFF**

|                                 |                    |
|---------------------------------|--------------------|
| Director of Football Operations | Damaris Linker     |
| Dir. of Personnel/Recruiting    | Chris Haase        |
| Athletic Trainer                | Dani Coppes        |
| Acad. Coord.                    | Marissa Tashenberg |

**THE FALCONS**

The nickname Falcons was chosen for BGSU athletic teams in 1927. It was suggested by the sports editor of the Daily Sentinel Tribune, who thought the nickname was fitting because it was indicative of a powerful bird that was small in stature, its coloring represented the school colors, and, like the athlete, the falcon must go through a long period of training before battle. Freddie and Frieda Falcon are the campus mascots.

**UNIVERSITY COLORS**

The historical story behind how BGSU began using Brown and Orange as its school colors dates back to 1914.

Dr. Williams, the university's first President, gathered a group of people which included a Dr. L.L. Winslow from Industrial Arts as a selection committee for the school's new colors. While on an interurban (or trolley) ride to Toledo, Dr. Winslow sat behind a woman wearing a large hat adorned with beautiful brown and orange feathers. It is unclear whether or not she ever actually gave him a few of these feathers from her hat, however, he was so interested in the color scheme of the pair that he convinced the committee to approve the combination of Brown and Orange.

**INSPIRATION TO THE CLEVELAND BROWNS**

It was early in the calendar year of 1946 and Browns general manager/head coach Paul Brown was scouring Ohio, looking for a training camp site for that summer on which the team could get ready for its inaugural season in the start-up All-America Football Conference.

His travels took him to Bowling Green and Bowling Green State University. Brown was interested in the school because it was far enough away from Cleveland that he could sequester his team there away from all the noise and chatter of the big city, but close enough that the Browns, when they needed to, could get back to Cleveland in a decent amount of time (two hours-plus at a point in history before the existence of the Ohio Turnpike).

Brown was getting a tour when he stopped in an athletic building. What caught his attention was a framed BGSU football jersey on a wall. He really liked the school's orange-and-brown color combination and the rest is history.

**SONGS OF BGSU**

President Ralph McDonald opened a five-year contest during which each year a college song was chosen and presented on Honors Day. At the end of the five-year period, a committee convened to listen to all five winners. Edith Ludwig Bell's composition was publicly presented as The Alma Mater of BGSU at the Golden Anniversary Convocation on May 19, 1960.

Before 1948, there was not an official fight song for campus. The Commoners, a men's independent group, created a contest for a new fight song. Following the students' lead, campus officials asked the music department to develop an official fight song. Dr. Wayne Bohrstedt, assistant professor of music from 1947-53, composed the current song, "Forward Falcons." The words were written by Sidney Freeman, a graduate assistant in the English department.

Brought to Bowling Green over half a century ago by original SICSIC member and World War II veteran Gilbert Fox, "Ay Ziggy Zoomba" is BGSU's unofficial fight song. In 1946, Fox, an Army Air Corps bombardier who served in Italy, brought his interpretation based upon a Zulu war chant back to the University.

**YOU ARE NOT FORGOTTEN**

Bowling Green has a permanently unoccupied seat in Doyt Perry Stadium to honor the tens of thousands of military personnel who are or were prisoners of war (POW) or have been declared missing in action (MIA).

POW/MIA Chair of Honor is a national program designed to remember prisoners of war and those missing in action. The chair was permanently installed in the stadium in 2014 to help visitors and fans remember that even though our service members are not with us, they are not forgotten.



**BGSU VS. PAC-12 • SERIES HISTORY**

- ▶ BG, 0-3 • At BGSU: N/A • On Road: BG, 0-3 • at Neutral Site: N/A
- ▶ Longest BG win streak: N/A • Longest Pac-12 win Streak: 3 (1986-pres.) • Largest BG Victory: N/A

| Season | Opp.          | BG Coach   | W/L/T | Score | BG Rank | Opp. Coach      | Opp. Rank |
|--------|---------------|------------|-------|-------|---------|-----------------|-----------|
| 1986   | at Washington | Moe Ankney | L     | 0-48  | NR      | Don James       | 9         |
| 1987   | at Arizona    | Moe Ankney | L     | 7-45  | NR      | Dick Tomey      | NR        |
| 2018   | at Oregon     | Mike Jinks | L     | 24-58 | NR      | Mario Cristobal | 24        |

**ON THIS DATE • SEPT. 3**

- ▶ Bowling Green has played 5 previous games in its history on Sept. 3. The Falcons are 2-3 all-time on this date.
- ▶ Bowling Green has faced two of its former coaches on this date in history, facing former assistant coach and former head coach Don Nehlen at West Virginia in 1988. BGSU also faced former head coach Urban Meyer on this date in 2017 at Ohio State.

| Season | Site | BGSU Coach    | W/L/T | Score | BGSU Rank | Opponent         | Opp. Coach     | Opp. Rank |
|--------|------|---------------|-------|-------|-----------|------------------|----------------|-----------|
| 1988   | Away | Moe Ankney    | L     | 14-62 | NR        | West Virginia    | Don Nehlen     | 16        |
| 1992   | Home | Gary Blackney | W     | 29-19 | NR        | Western Michigan | Al Molde       | NR        |
| 2005   | Away | Gregg Brandon | L     | 42-56 | NR        | Wisconsin        | Barry Alvarez  | NR        |
| 2009   | Home | Dave Clawson  | W     | 31-14 | NR        | Troy             | Larry Blakeney | NR        |
| 2017   | Away | Mike Jinks    | L     | 10-77 | NR        | Ohio State       | Urban Meyer    | 6         |

**THE HOLLYWOOD CONNECTION - BGSU EDITION**

- In the spirit of playing in Southern California, Bowling Green has a few connections to Hollywood.
- The late actor Bernie Casey was an All-American (1960) for the Falcons and was a member of BGSU's 1959 National Championship team (small college). Casey was a first-round selection (ninth overall) in the 1961 NFL Draft by the San Francisco 49ers. He enjoyed an eight-year NFL career with the 49ers and Los Angeles Rams. Afterward he enjoyed an acting career that spanned five decades and included films like *Revenge of the Nerds*, *Under Siege*, *Brian's Song*, *Another 48 Hours* and *Never Say Never Again*.
- In the movie "That Thing You Do," there is Villapiano's, the "spaghetti place out by the airport," which was named after former Bowling Green great Phil Villapiano. Tom Hanks, who grew up during his formative years in Oakland, was a fan of the Raiders and Phil Villapiano, who he used to call "Phil Villa-The Playah-piano." Hanks wrote, directed, and appeared in "That Thing You Do."

**THE MCDONALD ROSE BOWL CONNECTION**

- Bowling Green quarterback, Matt McDonald, is the son of former USC quarterback Paul McDonald. Matt will become the fourth McDonald in his family to play inside the Rose Bowl.
- While Matt hails from Newport Beach, Calif., Saturday marks his first career game at the Rose Bowl.
- His dad, Paul, played three games inside the historic edifice, all of which were Trojan wins in the Rose Bowl game. Paul was 2-0 as a starter, including leading USC to the 1978 national championship. Paul never played UCLA at the Rose Bowl since UCLA also played home games at the Coliseum until 1982.
- Paul was part of three Rose Bowl wins (1976, 1978, 1979) with the Trojans.
- Matt's older brother Michael was a USC quarterback from 2003-07 and was on the Trojan roster for five trips to the Rose Bowl, including three Rose Bowl games.
- Matt's other older brother, Andrew, was the starting quarterback for New Mexico State when the Aggies came to UCLA and the Rose Bowl in 2013.

**MORE ON THAT VILLAPIANO GUY**

- BGSU alum Phil Villapiano was a key member of the Oakland Raiders' Super Bowl XI championship that was played at the Rose Bowl.
- His momentum changing goal-line tackle against the Vikings forced a fumble that was recovered by the Raiders' Willie Hall, helping the Raiders to victory.

**BOWLING GREEN - UCLA CONNECTIONS**

- UCLA offensive line coach Tim Drevno was the offensive line coach and offensive coordinator at Michigan with current BGSU passing game coordinator and wide receiver coach Erik Campbell.
- Below is a list of connections between players on Bowling Green's roster and those on UCLA roster:

| Bowling Green  | Previous School | UCLA              |
|----------------|-----------------|-------------------|
| Matt McDonald* | Mater Dei       | William Nimmo Jr. |
| Matt McDonald  | Mission Viejo   | RJ Lopez          |
| Austin Osborne |                 |                   |
| Austin Osborne | Washington      | Colson Yankoff    |

\*-Matt McDonald originally attended Mater Dei

**BGSU'S CALIFORNIA CONNECTION**

- Bowling Green has a few California connections on its roster. In addition to Matt McDonald is wide receiver Austin Osborne, who was the primary receiving target in high school for McDonald at Mission Viejo High School in California. The PrepStart All-American caught 36 passes for 961 yards and 16 touchdowns as a junior during McDonald's senior season at Mission Viejo.
- McDonald started his high school career at Mater Dei where he won the starting job over JT Daniels. After an injury knocked McDonald out of the lineup, Daniels kept the starting job. McDonald then moved on to Mission Viejo HS.
- OLB Bryce Brand claims Detroit as his hometown, but as a kid his parents moved to Concord, Calif., where he played at Clayton Valley Charter.
- DL Kitione Tau also hails from Concord, Calif. He played at Clayton Valley Charter with Brand before moving on to Pittsburg High School. Tau comes to BGSU via Laney CC and was a true freshman for the Eagles when the school was featured on the fifth season of Netflix's *Last Chance U*.
- CB Davon Ferguson made his collegiate debut for Hartnell College in Salinas, Calif., making 55 tackles and two interceptions in 2017 before heading to Kansas for 2018-20.

**THE ROSE BOWL IS NO NEW VENUE FOR THESE FALCONS**

- Despite no MAC team every playing at UCLA and only the 1967 Falcon team being the only other MAC squad to play a game at the Rose Bowl, the historic edifice is not a stranger to many within the Bowling Green program. Here are some connections to the historic stadium, the “Granddaddy of them All” and the BGSU program:
- Bowling Green head coach Scot Loeffler is a 1998 graduate of Michigan and was on Lloyd Carr’s Michigan staff for the 1998, 2004, 2005 and 2007 Rose Bowls. He was a student assistant on Michigan’s 1997 National Championship team that beat Washington State in the 1998 Rose Bowl. He was UM’s quarterbacks coach for the 2004, 2005 and 2007 Rose Bowls.
- BGSU associate head coach and inside linebackers coach Steve Morrison is a 1994 Michigan alum. He played in the 1992 and 1993 Rose Bowl games for Michigan. He later was an assistant coach for Michigan and was on staff for the 2003 and 2005 Rose Bowls.
- BGSU passing game coordinator and wide receivers coach Erik Campbell is a 1988 graduate of Michigan. He played in the 1987 Rose Bowl and coached in four more: 1998, 2004, 2005, 2007 as Michigan’s wide receiver coach and assistant head coach.
- BGSU running backs coach Brian White has coached in two Rose Bowls as the offensive coordinator and running backs coach at Wisconsin (1999 & 2000).
- Fresno native and outside linebackers coach Sammy Lawanson was Arizona State’s staff from 2012-13, which included the Sun Devils’ 2013 regular season trip to the Rose Bowl to face UCLA.
- BGSU center Jakari Robinson was part of the 2018 Cincinnati team that opened the 2018 season at UCLA.
- BGSU wide receiver and Rancho Santa Margarita native Austin Osborne was part of Washington’s squad that faced Ohio State in the 2019 Rose Bowl.
- Football strength & conditioning coach Kevin Tolbert, who played football at Navy for hall of fame coach George Welsh, was also at Michigan as an assistant strength coach for the Wolverines during Carr’s tenure. He was part of Michigan’s 2004, 2005 and 2007 Rose Bowl teams. He was also on staff at Stanford when the Cardinal came to UCLA and the Rose Bowl in 2010.
- A Carlsbad, Calif., native, BGSU assistant AD for strategic communications Vincent Briedis grew up attending UCLA football games at the Rose Bowl. At the age of four he would sell a cup full of peanuts from his parents’ giant Price Club (Costco precursor) bag for a nickel to the fans sitting around him.

**2021 TEAM COMPARISON**



|                              |             |                              |             |
|------------------------------|-------------|------------------------------|-------------|
| <b>Record</b> .....          | <b>4-8</b>  | <b>Record</b> .....          | <b>8-4</b>  |
| <b>Scoring Offense</b> ..... | <b>21.4</b> | <b>Scoring Offense</b> ..... | <b>36.5</b> |
| Rushing Offense.....         | 102.0       | Rushing Offense.....         | 215.1       |
| Passing Offense.....         | 214.8       | Passing Offense.....         | 226.2       |
| Pass Efficiency.....         | 116.99      | Pass Efficiency.....         | 147.72      |
| Total Offense .....          | 316.8       | Total Offense .....          | 441.2       |
| Time/Possession .....        | 29:40       | Time/Possession .....        | 29:46       |
| <b>Scoring Defense</b> ..... | <b>30.7</b> | <b>Scoring Defense</b> ..... | <b>26.8</b> |
| Rushing Defense.....         | 187.8       | Rushing Defense.....         | 124.2       |
| Passing Defense.....         | 186.2       | Passing Defense.....         | 260.2       |
| Pass Efficiency Defense..... | 128.06      | Pass Efficiency Defense..... | 127.13      |
| Total Defense.....           | 373.9       | Total Defense.....           | 384.4       |
| Sacks.....                   | 2.50        | Sacks.....                   | 2.17        |
| Tackles for Loss .....       | 6.2         | Tackles for Loss .....       | 5.3         |
| <b>Turnover Margin</b> ..... | <b>0.17</b> | <b>Turnover Margin</b> ..... | <b>0.58</b> |
| Net Punting.....             | 35.68       | Net Punting.....             | 37.88       |
| Punt Returns.....            | 8.32        | Punt Returns.....            | 20.00       |
| Kickoff Returns .....        | 18.50       | Kickoff Returns .....        | 27.38       |



**Matt McDonald (L) and Austin Osborne (R) were teammates at Mission Viejo High School. McDonald hails from Newport Beach, Calif., while Osborne is from Rancho Santa Margarita, Calif.**



**MAC STANDINGS**

| EAST                 | Conference |          | Overall  |          |
|----------------------|------------|----------|----------|----------|
|                      | W          | L        | W        | L        |
| Akron                | 0          | 0        | 0        | 0        |
| <b>BOWLING GREEN</b> | <b>0</b>   | <b>0</b> | <b>0</b> | <b>0</b> |
| Buffalo              | 0          | 0        | 0        | 0        |
| Kent State           | 0          | 0        | 0        | 0        |
| Miami (OH)           | 0          | 0        | 0        | 0        |
| Ohio                 | 0          | 0        | 0        | 0        |

| WEST              | W | L | W | L |
|-------------------|---|---|---|---|
| Ball State        | 0 | 0 | 0 | 0 |
| Central Michigan  | 0 | 0 | 0 | 0 |
| Eastern Michigan  | 0 | 0 | 0 | 0 |
| Northern Illinois | 0 | 0 | 0 | 0 |
| Toledo            | 0 | 0 | 0 | 0 |
| Western Michigan  | 0 | 0 | 0 | 0 |

**2022 PRESEASON MAC POLL**

**EAST DIVISION**

- Miami (OH) (20).....139
- Kent State (3)..... 116
- Buffalo.....78
- Ohio.....72
- Bowling Green (1) .....71
- Akron.....28

**WEST DIVISION**

- Northern Illinois (11) .....122
- Toledo (9).....120
- Central Michigan (4)..... 112
- Western Michigan.....56
- Eastern Michigan.....52
- Ball State.....42

**MAC Football Championship Game Winner:**  
Northern Illinois (9), Toledo (6), Miami (OH) (5), Central Michigan (4)

**COACH LOEFFLER AND COMPANY ENTER YEAR NUMBER FOUR**

- BGSU Director of Athletics Bob Moosbrugger named veteran Scot Loeffler as the 20th head coach in Bowling Green history on Nov. 28, 2018.
- Although the 2019 season marked Loeffler's first as a head coach, the Ohio native brought a wealth of high-level college football experience with him to Bowling Green. Loeffler has served as the offensive coordinator at Boston College, Virginia Tech, Auburn and Temple. He has also coached at Florida, his alma mater Michigan, and Central Michigan -- as well as the Detroit Lions.
- Loeffler has coached seven quarterbacks who went on to play in the NFL, a list that includes: Tom Brady, Tim Tebow, Brian Griese, Chad Henne, Drew Henson, John Navarre and Logan Thomas. His teams have qualified for 17 bowl games, including coaching for Michigan's 1997 Rose Bowl team that won the national championship.

**COACHING STAFF CHANGES HEADING INTO 2022**

- BGSU head coach Scot Loeffler experienced minimal changes to his coaching staff.
- BGSU alum and former NFL tight end Alex Bayer returned home as the special teams coordinator, replacing Bob Ligashesky who left for the same position at Syracuse.
- Tight end coach Greg Nosal and quarterbacks coach Max Warner were elevated to co-offensive coordinators after Terry Malone left for a spot on the LSU coaching staff.
- Sammy Lawanson joined the BGSU staff as the outside linebackers coach after Cato June was hired for the same position with the Indianapolis Colts.
- Brian White was hired as the running backs coach to cover the position group vacated with Malone leaving for LSU. White has coached some elite running backs over his career, including Wisconsin's Ron Dayne during his Heisman Trophy winning season, as well as Boston College's AJ Dillon. White was on staff with Loeffler at Florida (2009-10) and Boston College (2016-18).

**DUEL-SPORT ATHLETE IN GAZAREK**

- TE Levi Gazarek is also a RHP on the Bowling Green baseball team.
- He is one of 15 FBS players that is also on a baseball roster for next spring.
- Gazarek pitched 42.1 innings in 2022, going 2-3 with a 7.87 ERA. He notched 22 strikeouts and made five starts.
- Last season for BGSU Gazarek appeared in all 12 football games with 10 starts.
- He made his first collegiate catches at Tennessee in the 2021 season opener caught his for 23 yards. He finished last season with 10 receptions for 88 yards.
- In the spring of 2021, Gazarek pitched 8.0 innings, striking out five.

**CURRENT FBS HEAD COACHES THAT COACHED AT BOWLING GREEN**

- Eight current FBS head coaches served as either a GA, full-time assistant coach or head coach at Bowling Green. Only Alabama (13), Arizona (9), Ohio State (9), Tennessee (9) and Texas Tech (9) have more.
- BGSU can claim: Dino Babers (Syracuse), Matt Campbell (Iowa State), Dave Clawson (Wake Forest), Stan Drayton (Temple), Mike Elko (Duke), Clark Lea (Vanderbilt), Sean Lewis (Kent State) and Scot Loeffler (Bowling Green).

| School  | Number Current FBS HCs That are former coaches |
|---|--|
| 1. Alabama  | 13   |
| 2. Arizona, Ohio State, Tennessee, Texas Tech                               | 9  |
| <b>6. Bowling Green</b>   | <b>8</b>                                       |
| Arkansa State, Clemson, Florida, Memphis, Oklahoma, Oregon, UCLA, Wisconsin |  |

**BOWLING GREEN RETURNS THE PRODUCTION**

- Bowling Green, one of the nation's youngest teams in 2021, is No. 1 in the nation entering 2022 in terms of returning production.
- BGSU returns 92 percent of its production per ESPN's Bill Connelly, which is tops in the nation.
- Northern Illinois is the only other MAC school in the Top 35 as the Huskies come in at No. 8 with 82 percent production returning.

**STARTING EXPERIENCE RETURNS FOR BGSU**

- Bowling Green returns 35 Falcons that have starting experience at BGSU. Compared to last year on opening day when only 16 Falcons had starting experience.
- BGSU returns nine starters on offense and nine starters on defense from 2021.
- Compared to the 2020 season, BGSU had eight players with freshman eligibility status in 2020 that made starts and 20 true freshmen saw game action.
- Among FBS schools in 2020, BGSU's 20 true freshmen on the field was tied for the sixth most in the country. It was the highest total in the Mid-American Conference.

**ANDERS CONTINUES TO BE ELITE**

- ILB Darren Anders was a first-team All-MAC honoree in 2021 after leading the league in tackles (10.3 per game) and finishing No. 8 in the nation in tackles per game.
- One of three players in all of FBS over the last two seasons to rank in the top-15 nationally in tackles and is the only one who returns to CFB in 2022.
- He was one of three FBS players in 2021 with 120+ tackles, 3.0+ sacks, 1+ fumbles recovered and 1+ interceptions (one of two through the regular season) and only one returning to CFB in 2022.
- Anders, who has also been named to the Butkus Award, Bednarik Award, Lombardi Award and Nagurski Trophy watch lists, leads all Mid-American Conference players in total watch lists named to with four. He is the first Bowling Green player to be named to four different watch lists.
- He was also named a first-team preseason Pro Football Network All-American.

**ANDERS HAS BEEN ON POINT SINCE 2020**

- Bowling Green's Darren Anders ranks No. 1 in the nation among active players in tackles per game dating back to the start of the 2020 season.
- Below is where Anders ranks in tackles per game since 2020:

| Name, School                           | Tackles Per Game |
|--|------------------|
| <b>1. Darren Anders, Bowling Green</b> | <b>10.53</b>     |
| 2. Carlton Martial, Troy               | 10.43            |
| 3. Bumper Pool, Arkansas               | 10.27            |
| 4. Nick Jackson, Virginia              | 10.00            |
| 5. Darius Muasau, UCLA                 | 9.55             |

**ANDERS COMING OFF A SPECIAL SEASON IN 2021**

- Darren Anders had a special season for the Falcons in 2021. Since 2000, he is one of 28 FBS players to notch 120+ tackles (12), 9.0+ tackles for loss (9.5), 3.0+ sacks (3.0), 1+ fumble recoveries (1) and 1+ interceptions (1) in a season.
- Of the 28 players since 2000 to notch these numbers, only Anders, TCU's Paul Dawson in 2014, Troy's Carlton Martial in 2019, Tulane's Trent Mackey in 2011, Akron's Ulysees Gilbert III in 2017 and UCLA's Eric Kendricks in 2014 also recorded a "pick-6."

**WATCH OUT FOR KARL BROOKS**

- DL Karl Brooks returns in 2021 after finishing the regular season in 2021 No. 5 in the MAC with 7.5 sacks.
- Brooks is No. 7 all-time in BGSU history with 17.5 sacks.
- Brooks earned third-team All-MAC honors in 2021.
- Below is where Brooks ranks in the BGSU annals.

| Name, Years                       | Career Sacks |
|-----------------------------------|--------------|
| 4. Devon Parks, 2003-06           | 22.0         |
| 5. Brandon Hicks, 1998-01         | 20.0         |
| 6. Mitch Crossley, 2001-04        | 18.0         |
| <b>7. Karl Brooks, 2018-pres.</b> | <b>17.5</b>  |

**FERGUSON IS A BIG RETURN FOR BGSU IN 2022**

- CB Davon Ferguson was having a monster year in 2021 when he suffered a non-contact injury against Eastern Michigan that sidelined him for the rest of the year, missing the final 4.5 games of the season.
- When he went down with injury, he was the only player in the nation with 60+ tackles (68), 2.0+ sacks (2) and 4+ passes defended (4).
- He was also No. 1 in the MAC and No. 14 in the nation with 5.6 solo tackles per game at the time of his injury.
- Made five stops and 2.0 sacks in win at Minnesota.
- Made a career-high 17 tackles at MAC champion NIU with 10 solo stops.
- Ferguson was named a preseason honorable mention All-American by Pro Football Network.

**ANDERSON MAKES THE GRADE FOR THE FALCONS**

- S Jordan Anderson was one of the most consistent safeties in the nation.
- The third-team All-MAC safety was the top safety in the MAC and No. 9 among all "Group of 5" safeties per Pro Football Focus' grades.
- Anderson was one of three FBS players in the nation in 2021 to record 3+ INTs, 2+ fumble recoveries and 5+ PBU's, joining Penn State's Ji'ayir Brown and East Carolina's Ja'Quan McMillian.

**LOEFFLER QUARTERBACKS AND THE LOMBARDI TROPHY**

- Bowling Green head coach Scot Loeffler has coached seven quarterbacks who went on to play in the NFL. Those seven quarterbacks have gone on to win a combined nine Super Bowl championships (Tom Brady - 7; Brian Griese - 1; Chad Henne - 1).

**BGSU'S 1,000-YARD RECEIVING LIST**

| Name (Years)                  | Total Yards |
|-------------------------------|-------------|
| 1. Charles Sharon (2002-05)   | 3,450       |
| 2. Freddie Barnes (2006-09)   | 3,290       |
| 3. Scott Miller (2015-18)     | 2,867       |
| 4. Robert Redd (1998-02)      | 2,726       |
| 5. Ronnie Moore (2013-16)     | 2,701       |
| 6. Stan Hunter (1982-85)      | 2,679       |
| 7. Roger Lewis (2014-15)      | 2,637       |
| 8. Ronald Heard (1986-89)     | 2,491       |
| 9. Mark Szlachcic (1989-92)   | 2,446       |
| 10. Cole Magner (2001-04)     | 2,385       |
| 11. Steve Sanders (2002-05)   | 2,324       |
| 12. Jeff Groth (1975-78)      | 2,268       |
| 13. Reggie Thornton (1986-89) | 2,231       |
| 14. Ryan Burbrink (2011-15)   | 2,213       |
| 15. Kamar Jordan (2010-11)    | 2,198       |
| 16. Ronnie Redd (1991-94)     | 2,196       |
| 17. Kurt Gerling (1998-01)    | 2,191       |
| 18. Corey Partridge (2005-08) | 1,990       |
| 19. Shaun Joplin (2010-13)    | 1,850       |
| 20. Shawn Potts (1979-82)     | 1,618       |
| 21. Ed Jones (1966-68)        | 1,615       |
| 22. David Bautista (2000-01)  | 1,576       |
| 23. Alex Bayer (2010-13)      | 1,543       |
| 24. Quintin Morris (2017-20)  | 1,529       |
| 25. Gehrig Dieter (2014-15)   | 1,493       |
| 26. James Hawkins (2001-04)   | 1,483       |
| 27. Rameir Martin (1991-94)   | 1,453       |
| 28. Mark Dowdell (1981-84)    | 1,422       |
| 29. Bob Zimpfer (1967-69)     | 1,412       |
| 30. Dan Shetler (1977-80)     | 1,349       |
| 31. Jim Ladd (1951-53)        | 1,341       |
| 32. Teo Redding (2013-17)     | 1,328       |
| 33. Damron Hamilton (1996-97) | 1,242       |
| 34. Kyle Hockman (1987-89)    | 1,210       |
| 35. Chris Wright (2006-09)    | 1,201       |
| 36. Greg Meehan (1983-85)     | 1,120       |
| 37. P.J. Pope (2002-05)       | 1,148       |
| 38. Jack Hecker (1953-55)     | 1,081       |
| 39. Joe Boxley (1984-85)      | 1,061       |

**NEXT UP:**

|                                    |            |
|------------------------------------|------------|
| <b>Tyrone Broden (2019-pres.)</b>  | <b>693</b> |
| <b>Austin Osborne (2021-pres.)</b> | <b>546</b> |
| <b>Christian Sims (2019-pres.)</b> | <b>490</b> |



TE Quintin Morris finished his career No. 24 all-time on BGSU's receiving list with 1,529 receiving yards.

**BGSU'S 1,000-YARD RUSHING LIST**

| Name (Years)                 | Total Yards |
|------------------------------|-------------|
| 1. Travis Greene (2011-15)   | 3,852       |
| 2. Dave Preston (1973-76)    | 3,423       |
| 3. Paul Miles (1971-73)      | 3,239       |
| 4. P.J. Pope (2002-05)       | 3,238       |
| 5. Fred Coppet (2013-16)     | 2,833       |
| 6. Fred Durig (1950-52)      | 2,564       |
| 7. Josh Harris (2000-03)     | 2,473       |
| 8. Bryant Jones (1980-82)    | 2,357       |
| 9. LeRoy Smith (1989-92)     | 2,313       |
| 10. Willie Geter (2007-10)   | 2,156       |
| 11. Joe Alls (1999-02)       | 2,137       |
| 12. Zeb Jackson (1990-93)    | 2,044       |
| 13. Courtney Davis (1993-96) | 2,011       |
| 14. Bernard White (1984-85)  | 1,985       |
| 15. Dan Saleet (1974-77)     | 1,965       |
| 16. Andrew Clair (2017-20)   | 1,937       |
| 17. Anthon Samuel (2011-12)  | 1,842       |
| 18. Keylan Cates (1994-96)   | 1,827       |
| 19. Chris Bullock (2006-09)  | 1,756       |
| 20. Jack Woodland (1947-49)  | 1,752       |
| 21. Anthony Turner (2005-07) | 1,569       |
| 22. Stew Williams (1964-66)  | 1,550       |
| 23. Vic DeOrio (1955-57)     | 1,545       |
| 24. Josh Cleveland (2016-17) | 1,442       |
| 25. Phil Polak (1971-73)     | 1,435       |
| 26. Chris Bullock (2006-09)  | 1,434       |
| 27. Godfrey Lewis (1998-02)  | 1,431       |
| 28. Bob Ramlow (1956-58)     | 1,384       |
| 29. Jay Cunningham (1962-64) | 1,258       |
| 30. Dave Windatt (1977-80)   | 1,221       |
| 31. Don Lisbon (1960-62)     | 1,215       |
| 32. John Gibson 1998-01)     | 1,199       |
| 33. Mike Otten (1979-82)     | 1,182       |
| 34. B.J. Lane (2002-05)      | 1,799       |
| 35. Jeff Davis (1984-87)     | 1,177       |
| 36. Mike Wright (1976-79)    | 1,149       |
| 37. Rich Pont (1949-51)      | 1,073       |
| 38. Jack Giroux (1954-56)    | 1,046       |
| 39. Jerry Fields (1969-71)   | 1,027       |



Travis Greene set the Bowling Green career rushing record with 3,852 career rushing yards (2011-15).

**BGSU BRINGS IN TRANSFERS FROM THE PORTAL**

- Bowling Green welcomes 16 transfers for the 2022 season, which includes Chris Bacon (Georgia State), Jake Burns (Cincinnati), Cedric Dunbar II (Jackson State), Tunde Fatukasi (Rutgers), Odieu Hiliare (Alabama A&M), Delonus Kabir (Florida A&M), CJ Lewis (Boston College), Leiris Manzi (Hocking College), Jordan Oladokun (Samford), Camden Orth (LIU), Jakari Robinson (Memphis), Owen Rozanc (West Liberty), Kameren Stewart (Coastal Carolina), Kitione Tau (Laney CC), DJ Taylor (Wake Forest), Bronson Warner (Abilene Christian).
- Burns and Robinson were all at Cincinnati in 2020 when the Bearcats won the AAC and faced Georgia in the Peach Bowl. Robinson started the Peach Bowl at center and transferred to Memphis in 2021.
- Lewis and BGSU quarterback Matt McDonald were both in the same recruiting class at Boston College in 2017. McDonald transferred from Boston College to Bowling Green in 2019 when head coach Scot Loeffler left BC to take the BGSU head coaching job.
- Tau spent 2019 and 2021 at Laney CC in California. The 2020 season was lost due to COVID-19. During Tau's 2019 season, Laney was featured in season five of Netflix's *Last Chance U*.
- Hiliare's older brother, Hygens Succes, played linebacker at Florida while BGSU head coach Scot Loeffler was the quarterback coach.

**BRODEN READY TO TAKE THAT NEXT STEP IN 2022**

- WR Tyrone Broden had a breakout season in 2021 as he led BGSU with 596 receiving yards on 36 receptions. He also had a team-best five receiving touchdowns. His 16.56 yards per reception ranked No. 4 in the MAC and No. 57 nationally.
- Broden is listed at 6-7, but was only 5-8 as a junior in high school. He was 6-4 by his senior year in high school and 6-5 by the time he arrived at BGSU in 2019. While he has been at Bowling Green, he has grown to 6-7.

**DEFENSE TOOK A GIANT LEAP LAST SEASON**

- The Bowling Green defense finished 2021 No. 64 in total defense, allowing 373.9 yards per game. Despite losing starters later in the season like Davon Ferguson and Bryce Brand for the year, it was still the best team defensive effort since 2013, the last time BGSU allowed below 400 yards of total offense in a game.
- The 2021 season was the first under defensive coordinator Eric Lewis, who joined Scot Loeffler's staff in 2020 as the defensive backs coach. He was elevated to defensive coordinator in 2021. Lewis is the son of long-time college and NFL coach Sherman Lewis.

**HILIARE'S GAME RECEPTION STREAK**

- Bowling Green's Odieu Hiliare brings a 22-game reception streak into the season opener at UCLA. It is tied for No. 14 in the nation among active streaks and is the third-best in the MAC behind No. 3 Dylan Drummon (EMU, 31) and No. 11 Jayston Jackson (Ball State, 25).
- Minnesota's Chris Autman-Bell currently has the best active streak in the nation at 38 games.
- Below is where Hiliare currently ranks:

| Name, School                             | Rec. Game Streak |
|--|------------------|
| T11. Xavier Hutchinson, Iowa State       | 25               |
| Jayshon Jackson, Ball State              | 25               |
| 13. Jalen Cropper, Fresno State          | 23               |
| <b>T14. Odieu Hiliare, Bowling Green</b> | <b>22</b>        |
| Parker Washington, Penn State            | 22               |

**ZIMMERLY WAS IN A CLASS OF HIS OWN IN 2021**

- C Cade Zimmerly earned his first career start at Tennessee in the 2021 season opener. He as the only offensive or defensive true freshman walk-on to start a game in all of 2021. Georgia Southern had a placekicker Britton Williams that started on special teams.

**HARDAMON AN ADDED BOOST FOR FALCON DEFENSE**

- DE Demetrius Hardamon is a walk-on after transferring from NAIA Georgetown College in Kentucky.
- He made his FBS debut last season at Ohio. It was the only game for the Falcons he appeared in prior to 2021.
- With injuries on the defensive side of the ball, Hardamon has seen more time.
- Hardamon made his first career start last time out at Miami (OH).
- He had a career-high 10 tackles at Buffalo.
- He has made 19 tackles, 4.0 tackles for loss, 0.5 sacks and three QB hurries over BGSU's last three games. He also blocked a PAT at Miami (OH).

**MCDONALD ELEVATING GAME TOWARD THE END OF LAST SEASON**

- Since throwing three interceptions in the Akron (Oct. 9, 2021) game, QB Matt McDonald has thrown for 1,149 yards, seven touchdowns and only one interception over the past six games.
- McDonald has gone 115 passes since his last interception, which came on his first pass of the third quarter against Eastern Michigan.
- However, McDonald has been sacked 17 times over the last four games, which makes up 43.6 percent of times he has been sacked in 2021.
- McDonald is the son of former Cleveland Brown starting quarterback Paul McDonald. Paul led the USC Trojans to the 1979 National Title and was a first-team All-American and first-team academic All-American for the Trojans.



## 2022 BOWLING GREEN FOOTBALL

### BGSU NEEDS TO REPLACE THE KICKING GAME IN 2022

- Not only is Alex Bayer BGSU's new special teams coordinator, but he is tasked with breaking in a new placekicker, punter and long snapper in 2022.
- Nate Needham graduates and moves on after earning first-team All-America honors from the Football Writers Association of America (FWAA) in 2021. The Lou Groza Award semifinalist finished the regular season in 2021 No. 1 in the nation with a 95 percent success rate, including going 12-of-13 from 40+ and 2-of-2 from 50+.
- BGSU welcomes West Liberty transfer Owen Rozanc who left WLU No. 5 all-time in school history with 197 points, 33 field goals and 98 PATs. Also in the mix is Mason Lawler, who has kicked off the past three seasons for the Falcons. He is 1-of-2 on career field goal attempts. Freshman Eathan Warner, sophomore Jack Sauder and redshirt freshman Alan Anaya all have yet to appear in a collegiate game.
- BGSU lost punter Matt Naranjo to graduation as well. Naranjo was a third-team All-MAC punter in 2021 after averaging 41.6 yards per punt.
- BGSU brings in Aussie punter Sami Sir from Melbourne, Australia. Upon high school graduation Sir worked at the Melbourne Airport as an aviation protection officer from 2014-19. His uncle, Sedat Sir, was the first Turkish professional Australian rules football player from 1994-98. He comes to BGSU via Prokick Australia, which he joined in 2019 and was coached by Nathan Chapman and John Smith. Lawler also has punted during his career at BGSU and is in the mix too.
- James Carolan, one of BGSU's captains in 2021, also graduated after being the primary long snapper since 2017. Freshman Dominic Konopka and redshirt freshman George Carlson are the only long snappers on the roster to replace Carolan.

### BGSU ATHLETIC TRAINER FOR FOOTBALL IS ONE OF A FEW

- BGSU's Dani Coppes is one of 11 women at the FBS level that is their school's sports medicine department's primary care provider for football.

| Name                | School               |
|---------------------|----------------------|
| Deanna Doheny       | Rice                 |
| Brandy Clouse*      | Georgia Southern     |
| <b>DANI COPPES</b>  | <b>BOWLING GREEN</b> |
| Sam Graff           | New Mexico State     |
| Alyson Gramley*     | Troy                 |
| Mindy Hoffman       | Kansas State         |
| Jessica Judd        | Western Kentucky     |
| Sarah McBrien       | Western Michigan     |
| Kammy Powell        | Iowa                 |
| Kelli Pugh          | Virginia             |
| Kaleen Trout        | BYU                  |
| Mary Vander Heiden* | UCF                  |

\* - sports medicine department head

### SENIORS USING THE FREE COVID-19 YEAR

- Bowling Green has 12 seniors using the extra COVID year granted by the NCAA and will officially exhaust their eligibility after the year.
- The Falcons officially done with their collegiate eligibility after this year are: S Chris Bacon, OLB Bryce Brand, DL Karl Brooks, WR Caven Croom, CB Davon Ferguson, DL Walter Haire, OLB Demetrius Hardamon, WR CJ Lewis, QB Matt McDonald, C Jakari Robinson, PK Owen Rozanc and ILB DJ Taylor.

### CAMPENNI SPENDS PART OF THE SUMMER WITH THE PACKERS

- Defensive run game coordinator and the defensive line coach Julian Campenni was one of 12 coaches to take part of the NFL's Bill Walsh Diversity Coaching Fellowship with the Green Bay Packers this summer.

## TEAM NOTES

### FUTURE SCHEDULES

#### 2023

|          |                  |                     |
|----------|------------------|---------------------|
| Sept. 2  | at Liberty       | Lynchburg, Va.      |
| Sept. 9  | Eastern Ill.     | Bowling Green, Ohio |
| Sept. 17 | at Michigan      | Ann Arbor, Mich.    |
| Sept. 30 | at Georgia Tech  | Atlanta, Ga.        |
| TBA      | Akron            | Bowling Green, Ohio |
| TBA      | Ohio             | Bowling Green, Ohio |
| TBA      | Ball State       | Bowling Green, Ohio |
| TBA      | Toledo           | Bowling Green, Ohio |
| TBA      | at Buffalo       | Buffalo, N.Y.       |
| TBA      | at Kent State    | Kent, Ohio          |
| TBA      | at Miami (OH)    | Oxford, Ohio        |
| TBA      | at Western Mich. | Kalamazoo, Mich.    |

#### 2024

|          |               |                        |
|----------|---------------|------------------------|
| Aug. 29  | Fordham       | Bowling Green, Ohio    |
| Sept. 7  | at Penn State | State College, Pa.     |
| Sept. 21 | at Texas A&M  | College Station, Texas |
| Sept. 28 | Old Dominion  | Bowling Green, Ohio    |
| TBA      | Buffalo       | Bowling Green, Ohio    |
| TBA      | Kent State    | Bowling Green, Ohio    |
| TBA      | Miami (OH)    | Bowling Green, Ohio    |
| TBA      | Western Mich. | Bowling Green, Ohio    |
| TBA      | at Akron      | Akron, Ohio            |
| TBA      | at Ohio       | Athens, Ohio           |
| TBA      | at Ball State | Muncie, Ind.           |
| TBA      | at Toledo     | Toledo, Ohio           |

#### 2025

|          |                  |                     |
|----------|------------------|---------------------|
| Sept. 6  | at Minnesota     | Minneapolis, Minn.  |
| Sept. 20 | at Louisville    | Louisville, Ky.     |
| Oct. 4   | at UMass         | Amherst, Mass.      |
| TBA      | Akron            | Bowling Green, Ohio |
| TBA      | Ohio             | Bowling Green, Ohio |
| TBA      | Eastern Mich.    | Bowling Green, Ohio |
| TBA      | Toledo           | Bowling Green, Ohio |
| TBA      | at Buffalo       | Buffalo, N.Y.       |
| TBA      | at Kent State    | Kent, Ohio          |
| TBA      | at Miami (OH)    | Oxford, Ohio        |
| TBA      | at Central Mich. | Mt. Pleasant, Mich. |

#### 2026

|          |                      |                     |
|----------|----------------------|---------------------|
| Sept. 5. | at Arizona State     | Tempe, Ariz.        |
| Sept. 12 | St. Francis (Pa.)    | Bowling Green, Ohio |
| Sept. 19 | at Iowa State        | Ames, Iowa          |
| Oct. 3   | UMass                | Bowling Green, Ohio |
| TBA      | Buffalo              | Bowling Green, Ohio |
| TBA      | Kent State           | Bowling Green, Ohio |
| TBA      | Miami (OH)           | Bowling Green, Ohio |
| TBA      | Ball State           | Bowling Green, Ohio |
| TBA      | at Akron             | Akron, Ohio         |
| TBA      | at Ohio              | Athens, Ohio        |
| TBA      | at Northern Illinois | DeKalb, Ill.        |
| TBA      | at Toledo            | Toledo, Ohio        |

#### 2027

|          |                  |                     |
|----------|------------------|---------------------|
| Sept. 4  | at Ohio State    | Columbus, Ohio      |
| Sept. 18 | Iowa State       | Bowling Green, Ohio |
| Sept. 25 | at Marshall      | Huntington, W.Va.   |
| TBA      | Akron            | Bowling Green, Ohio |
| TBA      | Ohio             | Bowling Green, Ohio |
| TBA      | Central Mich.    | Bowling Green, Ohio |
| TBA      | Toledo           | Bowling Green, Ohio |
| TBA      | at Buffalo       | Buffalo, N.Y.       |
| TBA      | at Kent State    | Kent, Ohio          |
| TBA      | at Miami (OH)    | Oxford, Ohio        |
| TBA      | at Western Mich. | Kalamazoo, Mich.    |

**CAREER STARTS**

**Defensive Players**

| Name, Pos.             | '18 | '19 | '20 | '21 | '22 | Career | Streak |
|------------------------|-----|-----|-----|-----|-----|--------|--------|
| Karl Brooks, DL        | 8   | 12  | 3   | 12  | 0   | 35     | 14     |
| Jordan Anderson, S     | *   | 7   | 4   | 12  | 0   | 23     | 14     |
| Walter Haire, DL       | 0   | 4   | 5   | 12  | 0   | 21     | 21     |
| Darren Anders, LB      | *   | 1   | 5   | 12  | 0   | 18     | 18     |
| Davon Ferguson, CB     | 0   | 5   | 4   | 7   | 0   | 15     | -      |
| Blaine Spires, DL      | *   | *   | 0   | 11  | 0   | 11     | 1      |
| Chris Bacon, S         | 2   | 1   | 3   | 5   | 0   | 11     | -      |
| Brock Horne, LB        | *   | *   | 0   | 10  | 0   | 10     | 10     |
| DJ Taylor, LB          | 7   | 0   | *   | 1   | 0   | 8      | -      |
| Marcus Sheppard, CB    | *   | *   | 1   | 6   | 0   | 7      | -      |
| Anthony Hawkins, DL    | *   | *   | 0   | 7   | 0   | 7      | 6      |
| Billie Roberts, DL     | *   | *   | 0   | 6   | 0   | 6      | -      |
| Bryce Brand, OLB       | 0   | 1   | 0   | 3   | 0   | 4      | -      |
| Trent Simms, S         | *   | *   | 0   | 4   | 0   | 4      | 4      |
| Jalen Burton, CB       | *   | *   | *   | 3   | 0   | 3      | -      |
| Deshawn Jones Jr., CB  | *   | *   | *   | 2   | 0   | 2      | 2      |
| Demetrius Hardamon, LB | 0   | 0   | 0   | 1   | 0   | 1      | -      |
| Patrick Day, S         | *   | *   | 1   | 0   | 0   | 1      | -      |
| Diego Neri, LB         | *   | *   | *   | 1   | 0   | 1      | -      |

\* did not play Note: Some starts may be at positions other than the ones listed.

**Offensive Players**

| Name, Pos.              | '18 | '19 | '20 | '21 | '22 | Career | Streak |
|-------------------------|-----|-----|-----|-----|-----|--------|--------|
| Jakari Robinson, C      | 6   | 14  | 4   | 0   | 0   | 24     | -      |
| Matt McDonald, QB       | 0   | *   | 5   | 12  | 0   | 17     | 17     |
| Odieu Hiliare, WR       | *   | 3   | 4   | 10  | 0   | 17     | 14     |
| Jalen Grant, OG         | *   | *   | 3   | 12  | 0   | 15     | 15     |
| Tyrone Broden, WR       | *   | *   | 5   | 9   | 0   | 14     | 6      |
| CJ Lewis, WR            | 0   | 0   | 10  | 4   | 0   | 14     | -      |
| Jeremiah Banks-Wall, OT | *   | *   | 1   | 11  | 0   | 12     | -      |
| Christian Sims, TE      | *   | 0   | 1   | 9   | 0   | 10     | 3      |
| Cade Zimmerly, OG       | *   | *   | *   | 10  | 0   | 10     | 3      |
| Levi Gazarek, TE        | *   | *   | 0   | 10  | 0   | 10     | 10     |
| Austin Osborne, WR      | *   | 0   | 0   | 9   | 0   | 9      | -      |
| Kameron Stewart, OT     | *   | 6   | 2   | 0   | 0   | 8      | -      |
| Andrew Bench, TE        | *   | *   | 2^  | 3   | 0   | 5      | -      |
| Jaison Patterson, RB    | *   | *   | *   | 4   | 0   | 4      | -      |
| Jhaylin Embry, WR       | *   | *   | 1   | 2   | 0   | 3      | -      |
| Ta'ron Keith, RB        | *   | *   | 0   | 3   | 0   | 3      | -      |
| Cavan Croom, WR         | 0   | 0   | 0   | 3   | 0   | 3      | 1      |
| Alex Padgett, OG        | *   | *   | *   | 3   | 0   | 3      | 1      |
| Alex Wollschlaeger, OT  | *   | *   | *   | 2   | 0   | 2      | -      |
| Jamal Johnson, RB       | *   | *   | *   | 2   | 0   | 2      | -      |
| Trevon Raymore, RB      | *   | *   | 1   | 0   | 0   | 1      | -      |
| Nick Mosley, RB         | *   | *   | *   | 1   | 0   | 1      | -      |

\* did not play Note: Some starts may be at positions other than the ones listed.

^ - starts while playing defense

**2022 BOWLING GREEN OPPONENTS**

| Opponent             | '22 Record | AP Rank | This Week           | Next Game         |
|----------------------|------------|---------|---------------------|-------------------|
| at UCLA              | 0-0        | RV      | Bowling Green       | Alabama State     |
| Eastern Kentucky     | 0-0        |         | at Eastern Michigan | Bowling Green     |
| Marshall             | 0-0        |         | Norfolk State       | at Notre Dame     |
| at Mississippi State | 0-0        | RV      | Memphis             | at Arizona        |
| at Akron             | 0-0        |         | St. Francis (Pa.)   | at Michigan State |
| Buffalo              | 0-0        |         | at Maryland         | Holy Cross        |
| Miami (OH)           | 0-0        |         | at Kentucky         | Robert Morris     |
| at Central Michigan  | 0-0        |         | at Oklahoma State   | South Alabama     |
| Western Michigan     | 0-0        |         | at Michigan State   | at Ball State     |
| Kent State           | 0-0        |         | at Washington       | at Oklahoma       |
| at Toledo            | 0-0        |         | LIU                 | UMass             |
| at Ohio              | 0-0        |         | FAU                 | at Penn State     |

**BGSU'S ALL-TIME OVERTIME GAMES**

• BGSU has played five all-time OT games and has a 2-3 record all-time:

| Year | Opponent         | Site                           | Result          |
|------|------------------|--------------------------------|-----------------|
| 1996 | Western Michigan | Doyt Perry Stadium             | L, 13-16        |
| 1999 | at UCF           | Citrus Bowl (Orlando, Fla.)    | W, 33-30        |
| 2005 | Toledo           | Doyt Perry Stadium             | L, 41-49 (2 ot) |
| 2007 | at Minnesota     | Metrodome (Minneapolis, Minn.) | W, 32-31        |
| 2008 | Buffalo          | Doyt Perry Stadium             | L, 34-40 (2 ot) |

**DOYT PERRY STADIUM**

Doyt Perry Stadium is named in honor of the man who led Bowling Green to a 77-11-5 record in his 10 years as the head coach of the Falcons.

Doyt L. Perry was simply one of the greatest football coaches of his day. His .855 winning percentage over 10 seasons in the 1950s and 1960s remains one of the highest in football history. In fact, Perry is sixth all-time behind Bob Reade (Augustana), Knute Rockne (Notre Dame), Frank Leahy (Notre Dame), Larry Kehres (Mount Union) and Jeff Devaney (Trinity, Conn.) in winning percentage among coaches with at least 10 years of service on the collegiate level. Perry served as the BGSU athletic director for seven years (1965-71) after stepping down as football coach.

Bowling Green won the first game ever played in Perry Stadium, defeating Dayton, 13-0, on Oct. 1, 1966. The football facility at BGSU was formally dedicated as Doyt L. Perry Stadium on Sept. 26, 1992.

Bowling Green has played 284 games in the venue. BGSU's all-time record at Doyt Perry Stadium stands at 171-107-6.

**Top 10 Doyt Perry Stadium Crowds All-Time**

| Date       | Attend. | Opponent    | Result   | Date       | Attend. | Opponent   | Result   |
|------------|---------|-------------|----------|------------|---------|------------|----------|
| 10/8/1983  | 33,527  | Toledo      | L, 3-6   | 10/19/1991 | 27,333  | Toledo     | W, 24-21 |
| 10/25/2003 | 31,007  | N. Illinois | W, 34-18 | 10/9/1971  | 26,860  | Toledo     | L, 7-24  |
| 11/29/2003 | 29,724  | Toledo      | W, 31-23 | 11/23/2001 | 26,483  | Toledo     | W, 56-21 |
| 10/2/1993  | 29,210  | Toledo      | W, 17-10 | 11/15/2006 | 25,616  | Miami (OH) | L, 7-9   |
| 11/16/1985 | 28,110  | Toledo      | W, 21-0  | 9/30/1989  | 25,057  | Akron      | L, 24-38 |

**BOWLING GREEN CAREER STARTS BY POSITION**

**OFFENSE**

| WR          | LT              | LG           | C            | RG | RT               | TE        | QB            | TB            | WR          | WR          | TE           |
|-------------|-----------------|--------------|--------------|----|------------------|-----------|---------------|---------------|-------------|-------------|--------------|
| Broden (11) | Banks-Wall (12) | Zimmerly (8) | Grant (10)   |    | Wollschlaeger(2) | Sims (10) | McDonald (17) | Patterson (4) | Embry (3)   | Osborne (9) | Gazarek (10) |
|             | Padgett (1)     | Grant (5)    | Zimmerly (2) |    |                  |           |               | Keith (1)     | Keith (2)   | Croom (3)   | Bench (3)    |
|             | Padgett (2)     |              |              |    |                  |           |               | Johnson (1)   | Johnson (1) |             |              |
|             |                 |              |              |    |                  |           |               | Mosley (1)    |             |             |              |

**DEFENSE**

| DE          | DT           | NT | DE          | OLB       | ILB         | ILB      | OLB         | CB           | FS            | SS           | CB            |
|-------------|--------------|----|-------------|-----------|-------------|----------|-------------|--------------|---------------|--------------|---------------|
| Roberts (7) | Haire (21)   |    | Brooks (35) | Brand (3) | Anders (17) | Neri (1) | Spires (11) | Sheppard (7) | Anderson (12) | Anderson (4) | Ferguson (6)  |
|             | Bench (2)    |    | Hawkins (5) |           | Horne (10)  |          |             | Burton (3)   | Day (1)       | Ferguson (1) | Simms (4)     |
|             | Hardamon (1) |    |             |           |             |          |             |              |               |              | Jones Jr. (2) |



# Scot Loeffler

## Head Coach • Fourth Season

Scot Loeffler is in his fourth season as the head coach at Bowling Green State University. The 20th head coach of the Bowling Green football program, Loeffler came to BGSU after serving as deputy head coach and offensive coordinator at Boston College.

Coming to BGSU, Loeffler inherited one of the nation's biggest rebuilding projects as the BGSU offense and defense both ranked nearly last in the nation in both offensive and defensive production the season before his arrival.

The gains during Loeffler's tenure started to take root in 2021 as the Falcons enjoyed some signature wins, highlighted by a 14-10 triumph at Minnesota. The Gophers ultimately finished the year 9-4 and in second place in the West division of the Big Ten. BGSU's gains in 2021 were foundational as the Falcons were one of the nation's youngest teams with 71 student-athletes on the roster that were taking part in their first

or second season of college football.

The BGSU defense led the way in 2021 as it recorded its best season dating back to the 2013 MAC championship year, allowing opponents only 373.7 yards per game. Nate Needham earned first-team All-America honors from the Football Writers Association of America after leading the nation in field goal percentage through the regular season (.950) on 19-of-20 field goal attempts. He was only the third Falcon to earn first-team honors from the FWAA, the second-oldest All-America team.

Linebacker Darren Anders, Needham and tight end Christian Sims all earned first-team All-MAC honors, giving BGSU the most first-team nods since the 2015 MAC championship season. Anders led the MAC and was No. 8 in the nation with 10.3 tackles per game. Sims led the MAC tight ends with 41 receptions and 418 receiving yards.

Loeffler's second season at Bowling Green came during the Covid-19 pandemic when the MAC started its season late and the Falcons played only five games. Despite going winless, the young Falcons had valuable game experience. Tight end Quintin Morris earned first-team All-MAC honors after leading the league in tight end receptions and tight end receiving yards.

In his first season at Bowling Green, the Falcons built a foundation for success. Although BGSU went just 3-9 overall and 2-6 in MAC play, the program started the rebuild in many ways. Most notably, the Falcons defeated rival Toledo 20-7 to end a nine-game losing streak in the Battle of I-75.

In BGSU's three victories (over Toledo, Akron and Morgan State), the Falcons outscored their opponents 101-16, highlighting explosive offensive performances and stifling defensive efforts. Bowling Green held Morgan State to just 70 yards of offense and Akron to 100 yards. BGSU gave up just one touchdown in those three victories.

Loeffler's coaching career, which spans back to his time as a student assistant at Michigan during the 1996 season, includes stops at Michigan, Central Michigan, Florida, Temple, Auburn, Virginia Tech and Boston College. He also spent a year coaching the quarterbacks for the Detroit Lions.

Over his career, Loeffler has coached seven quarterbacks who went on to play in the NFL – Tom Brady, Tim Tebow, Brian Griese, Chad Henne, Drew Henson, John Navarre and Logan Thomas. Those seven quarterbacks have won a combined nine Super Bowl championships (Tom Brady, 7; Brian Griese, 1; Chad Henne, 1). He has also directed a potent rushing attack at Boston College behind AJ Dillon, who was 12th nationally in rushing yards per game in 2018. Dillon was the ACC Rookie of the Year in 2017 and the nation's second-leading rusher among freshmen. Dillon was later drafted in the second round by the Green Bay Packers in the 2020 NFL Draft.

In 2018, Boston College scored 40+ points in four of its first five games, including an average of 52.7 points in consecutive wins over Massachusetts, Holy Cross and Wake Forest. The Eagles then defeated Temple 45-35 and Louisville 38-20. The team ended the regular season at 7-5 overall.

Prior to coming to BGSU, Loeffler's teams have played in 15 bowl games in the 17 seasons he has been a college coach.

In 2017, Loeffler's offense posted 35+ points in three consecutive games for the first time in 15 years at Boston College. The team scored 40+ points in consecutive conference games for the first time in the program's Big East and ACC history. The rushing offense climbed from 96th to 25th in the country and the Eagles were one of the faster teams in the nation, ranking 18th nationally in total plays.

In 2016, his first year on staff at Boston College, the Eagles won a bowl game for the first time in nine years.

Prior to his tenure at Boston College, Loeffler served as offensive coordinator and quarterbacks coach under Frank Beamer at Virginia Tech from 2013-15. He mentored Logan Thomas, who finished his collegiate career by breaking career records for passing yards, attempts, touchdown passes and rushing touchdowns by a quarterback. He oversaw a trio of wide receivers who became the first group in Virginia Tech history to each record 40 or more receptions in a season. While at Virginia Tech he directed a VT offense that went into Columbus, Ohio, and defeated Ohio State, 35-21, in the Buckeyes only loss during their 2014 national championship season.

As the offensive coordinator and quarterbacks coach at Auburn in 2012, Loeffler mentored Tre Mason, a 1000-yard rusher who became the first non-quarterback to lead Auburn in total offense since Bo Jackson in 1985.

Loeffler guided Temple to the seventh-best rushing average in the nation as offensive coordinator in 2011 and running back Bernard Pierce ranked sixth nationally, including 107 yards on the ground in Doyt L. Perry Stadium in a 13-10 BGSU victory. That team went on to win the program's first bowl game since 1979.

Prior to his time at Temple, he was the quarterbacks coach at Florida under former BGSU head coach Urban Meyer, helping the unit to the best pass efficiency in the nation in 2009. He guided Tebow in his final season in Gainesville as he passed for 2,895 yards and 21 touchdowns. Tebow graduated from Florida with five NCAA, 14 SEC and 28 school records.

In 2008, Loeffler worked with the Detroit Lions' quarterbacks, following his tenure at Michigan. From 2002-07, he coached quarterbacks for the Wolverines. Chad Henne became the first true freshman quarterback to lead his team to a Big Ten title and start in a BCS game, while John Navarre became Michigan's first All-Big Ten first-team quarterback since 1997.

Along with his time at Temple, Loeffler has familiarity in the Mid-American Conference as he was Central Michigan's quarterbacks coach from 2000-01. Prior to that, he was a graduate assistant and student assistant at Michigan, working with Brady and Griese. He was part of the Wolverines' undefeated national championship season in 1997.

A native of Barberton, Ohio and Barberton High School, Loeffler played quarterback at Michigan from 1993-96. A 1998 graduate of Michigan, Loeffler earned his undergraduate degree in history with a minor in political science.

Loeffler is married to Amie, who holds an undergraduate degree in chemistry from Bowling Green in 1999 and a graduate degree in chemistry in 2005. The couple has three children – Luke, Alexis and Mary Elizabeth.

### THE LOEFFLER RECORD

#### PERSONAL

**Born:** Nov. 1, 1974 in Barberton, Ohio  
**Hometown:** Barberton, Ohio  
**Wife:** Amie  
**Children:** Luke, Alexis and Mary Elizabeth

#### EDUCATION

**High School:** Barberton High School, Barberton, Ohio (1993)  
**College:** Michigan (1998)

#### PLAYING EXPERIENCE

Michigan (1993-96)

#### COACHING EXPERIENCE

1996-97: Michigan, Student Assistant  
 1998-99: Michigan, Graduate Assistant  
 2000-01: Central Michigan, Quarterbacks  
 2002-07: Michigan, Quarterbacks  
 2008: Detroit Lions, Quarterbacks  
 2009-10: Florida, Quarterbacks  
 2011: Temple, Offensive Coordinator/Quarterbacks  
 2012: Auburn, Offensive Coordinator/Quarterbacks  
 2013-15: Virginia Tech, Offensive Coordinator/Quarterbacks  
 2016-17: Boston College, Offensive Coord./Quarterbacks  
 2018: Boston College, Deputy HC Offense/Offensive Coord./QBs  
 2019-pres: Bowling Green, Head Coach

#### BOWLS COACHED

1997: Michigan, Rose (National Championship)  
 1998: Michigan, Citrus  
 1999: Michigan, Orange  
 2002: Michigan, Outback  
 2003: Michigan, Rose  
 2004: Michigan, Rose  
 2005: Michigan, Alamo  
 2006: Michigan, Rose  
 2007: Michigan, Capital One  
 2009: Florida, Sugar  
 2010: Florida, Outback  
 2011: Temple, New Mexico  
 2013: Virginia Tech, Sun  
 2014: Virginia Tech, Military  
 2015: Virginia Tech, Independence  
 2016: Boston College, Quick Lane  
 2017: Boston College, Pinstripe

## The Loeffler Record

| Year                        | School        | Overall     | Conference      | Place       |
|-----------------------------|---------------|-------------|-----------------|-------------|
| 2019                        | Bowling Green | 3-9         | 2-6             | 5th (East)  |
| 2020                        | Bowling Green | 0-5         | 0-5             | 6th (East)  |
| 2021                        | Bowling Green | 4-8         | 2-6             | T4th (East) |
| 2022                        | Bowling Green | 0-0         | 0-0             |             |
| <b>Totals (fourth year)</b> |               | <b>7-22</b> | <b>4-17 MAC</b> |             |

**DID YOU KNOW?**

- QB **Matt McDonald** and WR **Austin Osborne** were high school teammates at Mission Viejo High School in Southern California. Osborne was part of MVHS's 2015 state championship team. That year McDonald was the starting QB at Mater Dei and was injured early in the season and while he was out with injury JT Daniels (West Virginia) took over. In 2016, McDonald took over at Mission Viejo and teamed up with Osborne. Osborne holds school records for receiving touchdowns in a game (4), season (20) and a career (46).
- OT **Tunde Fatukasi** started playing the drums in church when he was six years old. He taught himself to play the drums and has played over the years at churches in the USA and Nigeria. Fatukasi's older brothers Foley (Jaguars) and Olakunle (Buccaneers) currently play in the NFL. The Fatukasi family was displaced from their Far Rockaway, N.Y., due to Hurricane Sandy. The family of five lived in a hotel for three months and then a friend's apartment after that while their home was fixed.
- While in high school, WR **Jaedyn McK-instry** overcame rhabdomyosarcoma, a cancer that mostly affects children and forms in soft skeletal muscle tissue. The cancer was determined to be in stage 4 based on location — parastitcular, lymph node and lung — and required surgical removal. He was given only a 50 percent chance of surviving. He beat it and returned to high school sports in the fall of 2019.
- Head coach **Scot Loeffler**, associate head coach (LBs) **Steve Morrison**, and passing game coordinator (WRs) **Erik Campbell** were all on staff with each other at Michigan under former head coach Lloyd Carr.
- The Falcons have a unique legacy on their team in 2022. Tight end **Bryce Boyer** is a fourth-generation falcon. His dad (Lee), grandfather (Chester) and great grandfather (Rodney) all played football at Bowling Green. Research to this point has the Boyers as the second four-generation family in FBS history and first that is a direct line of son->father->grandfather->great grandfather. Washington State is the other, but it was a direct line of three and a maternal grandfather.
- Co-Offensive Coordinator **Greg Nosal** played offensive guard at Virginia Tech and in 2010 received the nickname "Nine-Fingers Nosal" after he lost the tip of his pinkie during a game with Central Michigan. His pinkie got stuck in a facemask on a block and the tip was ripped off. They found it in his glove, put it on ice and Nosal played the rest of the game with his hand taped up. Later in the fourth quarter they stiched it back on his finger.
- BGSU director of football operations **Damaris Linker** is one of six female directors of football operations at the FBS level that oversee the entire operation for the program. Along with **Dani Coppes**, BGSU's football sports medicine provider, Bowling Green and Kansas State are the only schools in the nation with female leads over football operations and sports medicine.

**2022 HONORS/AWARDS**

**Darren Anders, Sr., ILB**

- PFN preseason first-team All-America
- Bednarik Award Watch List
- Bronko Nagurski Trophy Watch List
- Butkus Award Watch List
- Lombardi Award Watch List
- Athlon Sports preseason first-team All-MAC
- Phil Steele preseason first-team All-MAC

**Jordan Anderson, Sr., S**

- Jim Thorpe Award Watch List
- East-West Shrine Game 1000 List Member
- Athlon Sports preseason first-team All-MAC
- Phil Steele preseason first-team All-MAC

**Tyrone Broden, Jr., WR**

- Athlon Sports preseason third-team All-MAC

**Karl Brooks, Sr., DL**

- East-West Shrine Game 1000 List Member
- Athlon Sports preseason first-team All-MAC
- Phil Steele preseason second-team All-MAC

**Jhaylin Embry, So., WR**

- Athlon Sports preseason fourth-team All-MAC (PR)
- Phil Steele preseason first-team All-MAC (PR)

**Davon Ferguson, Sr., CB**

- PFN preseason honorable mention All-America
- East-West Shrine Game 1000 List Member
- Athlon Sports preseason first-team All-MAC
- Phil Steele preseason third-team All-MAC

**Walter Haire, Sr., DL**

- Athlon Sports preseason second-team All-MAC
- Phil Steele preseason third-team All-MAC

**Brock Horne, Jr., ILB**

- Athlon Sports preseason fourth-team All-MAC

**Matt McDonald, Sr., QB**

- Campbell Trophy Nominee
- Wuerffel Trophy Watch List
- AllState AFCA Good Works Team Nominee

**Austin Osborne, Sr., WR**

- Wuerffel Trophy Watch List

**Jakari Robinson, Sr., C**

- Athlon Sports preseason third-team All-MAC

**Christian Sims, Sr., TE**

- John Mackey Award Watch List
- Senior Bowl Watch List
- East-West Shrine Game 1000 List Member
- Athlon Sports preseason first-team All-MAC
- Phil Steele preseason first-team All-MAC

**Alex Wollschlaeger, So., OT**

- Phil Steele preseason fourth-team All-MAC

**NATIONAL AWARD WATCH LISTS**

**BEDNARIK AWARD**

- Darren Anders, ILB



**BRONKO NAGURSKI TROPHY**

- Darren Anders, ILB



**BUTKUS AWARD**

- Darren Anders, ILB



**LOMBARDI AWARD**

- Darren Anders, ILB



**JIM THORPE AWARD**

- Jordan Anderson, S



**JOHN MACKEY AWARD**

- Christian Sims, TE



**CAMPBELL TROPHY NOMINEE**

- Matt McDonald, QB



**WUERFFEL TROPHY**

- Matt McDonald, QB
- Austin Osborne, WR



**SENIOR BOWL WATCH LIST**

- Christian Sims, TE



**EAST-WEST SHRINE 1000 LIST**

- Jordan Anderson, S
- Karl Brooks, DL
- Davon Ferguson, CB
- Christian Sims, TE



**ALLSTATE AFCA GOOD WORKS NOMINEE**

- Matt McDonald, QB



**GAME-BY-GAME NOTABLES**

| Opponent             | Coin Toss | Kickoff/Receive | BGSU 1st Poss. | Game Time (ET) | Game Length | Jersey/Pants | Helmet | Attendance | Result |
|----------------------|-----------|-----------------|----------------|----------------|-------------|--------------|--------|------------|--------|
| at UCLA              |           |                 |                | 2:30 p.m.      |             |              |        |            |        |
| Eastern Kentucky     |           |                 |                | 4 p.m.         |             |              |        |            |        |
| Marshall             |           |                 |                | 5 p.m.         |             |              |        |            |        |
| at Mississippi State |           |                 |                | TBA            |             |              |        |            |        |
| at Akron             |           |                 |                | 3:30 p.m.      |             |              |        |            |        |
| Buffalo              |           |                 |                | TBA            |             |              |        |            |        |
| Miami (OH)           |           |                 |                | TBA            |             |              |        |            |        |
| at Central Michigan  |           |                 |                | TBA            |             |              |        |            |        |
| Western Michigan     |           |                 |                | 7 p.m.         |             |              |        |            |        |
| Kent State           |           |                 |                | 7 p.m.         |             |              |        |            |        |
| at Toledo            |           |                 |                | 7 p.m.         |             |              |        |            |        |
| at Ohio              |           |                 |                | 7 p.m.         |             |              |        |            |        |

**BOWLING GREEN'S RECORD WHEN ...**

|                              | 2022 | Loeffler |
|------------------------------|------|----------|
| Overall Record               | 0-0  | 7-22     |
| MAC Record                   | 0-0  | 4-17     |
| Non Conference               | 0-0  | 3-5      |
| Home                         | 0-0  | 5-9      |
| Road                         | 0-0  | 2-13     |
| Neutral                      | 0-0  | 0-0      |
| Current Streak               | -    | W1       |
| Day                          | 0-0  | 6-13     |
| Night                        | 0-0  | 1-9      |
| TV Game                      | 0-0  | 4-11     |
| August                       | 0-0  | 1-0      |
| September                    | 0-0  | 2-5      |
| October                      | 0-0  | 2-7      |
| November                     | 0-0  | 2-9      |
| December                     | 0-0  | 0-1      |
| vs. top 25 Teams             | 0-0  | 0-1      |
| vs. Non ranked teams         | 0-0  | 7-21     |
| vs. Bowl Eligible teams      | 0-0  | 1-10     |
| On Turf                      | 0-0  | 7-21     |
| On natural grass             | 0-0  | 0-1      |
| Scoring first                | 0-0  | 5-7      |
| Leading after first quarter  | 0-0  | 5-6      |
| Behind after first quarter   | 0-0  | 1-13     |
| Tied after first quarter     | 0-0  | 0-3      |
| Leading after second quarter | 0-0  | 5-2      |
| Behind after second quarter  | 0-0  | 0-20     |
| Tied after second quarter    | 0-0  | 2-0      |
| Leading after third quarter  | 0-0  | 7-1      |
| Behind after third quarter   | 0-0  | 0-20     |
| Tied after third quarter     | 0-0  | 0-1      |
| Overtime                     | 0-0  | 0-0      |
| Scoring less than 20 points  | 0-0  | 1-14     |
| Scoring 20-29 points         | 0-0  | 3-8      |
| Scoring 30-39 points         | 0-0  | 1-0      |
| Scoring 40+ points           | 0-0  | 2-0      |
| Allowing less than 20 points | 0-0  | 6-0      |
| Allowing 20-29 points        | 0-0  | 0-2      |
| Allowing 30-39 points        | 0-0  | 0-8      |
| Allowing 40+ points          | 0-0  | 1-12     |
| Outgain opponent             | 0-0  | 5-2      |
| Opponent outgains BGSU       | 0-0  | 2-20     |
| Win turnover margin          | 0-0  | 6-3      |
| Lose turnover margin         | 0-0  | 0-16     |
| Tie in turnovers             | 0-0  | 1-3      |
| Game decided by 10- points   | 0-0  | 1-3      |
| Game decided by 11-20 points | 0-0  | 4-2      |
| Game decided by 20+ points   | 0-0  | 2-17     |

**CONSECUTIVE GAMES WITH A RECEPTION**

| Name, Pos.         | Streak | '22 Rec. | Career Rec. | Streak Started             |
|--------------------|--------|----------|-------------|----------------------------|
| Odieu Hiliare, WR  | 22     | 0        | 102         | Sept. 1, 2019 (vs. MC)     |
| Austin Osborne, WR | 12     | 0        | 65          | Sept. 2, 2021 (at Tenn.)   |
| Ta'ron Keith, RB   | 12     | 0        | 26          | Sept. 2, 2021 (at Tenn.)   |
| Jamal Johnson, RB  | 3      | 0        | 15          | Nov. 10, 2021 (vs. Toledo) |
| Christian Sims, TE | 2      | 0        | 49          | Nov. 16, 2021 (at MU)      |
| Cavon Croom, WR    | 1      | 0        | 18          | Nov. 26, 2021 (vs. OU)     |
| Jhaylin Embry, WR  | 1      | 0        | 7           | Nov. 26, 2021 (vs. OU)     |

**100-YARD GAMES**

| Name, Pos.         | 100+Yard Receiving Games |     |     |     |        |
|--------------------|--------------------------|-----|-----|-----|--------|
|                    | '19                      | '20 | '21 | '22 | Career |
| Odieu Hiliare, WR  | 0*                       | 1*  | 4*  | -   | 5      |
| Tyrone Broden, WR  | *                        | 0   | 2   | -   | 2      |
| Christian Sims, TE | 0                        | 0   | 1   | -   | 1      |

\* - while at Alabama A&M

**200/300-YARD GAMES**

| Name              | 200+Yard Passing Games |     |     |     |        |
|-------------------|------------------------|-----|-----|-----|--------|
|                   | '19                    | '20 | '21 | '22 | Career |
| Matt McDonald, QB | *                      | 1   | 8   | -   | 9      |

| Name              | 300+Yard Passing Games |     |     |     |        |
|-------------------|------------------------|-----|-----|-----|--------|
|                   | '19                    | '20 | '21 | '22 | Career |
| Matt McDonald, QB | *                      | 0   | 1   | -   | 1      |

**ROSTER NOTES BY STATES**

| State          | No. of Players | % of 108 man roster |
|----------------|----------------|---------------------|
| Ohio           | 43             | 39.8                |
| Michigan       | 14             | 13.0                |
| Florida        | 11             | 10.2                |
| Illinois       | 9              | 8.3                 |
| Indiana        | 4              | 3.7                 |
| Maryland       | 4              | 3.7                 |
| California     | 3              | 2.8                 |
| Georgia        | 3              | 2.8                 |
| Pennsylvania   | 2              | 2.8                 |
| Tennessee      | 2              | 2.8                 |
| Alabama        | 1              | 0.9                 |
| Arkansas       | 1              | 0.9                 |
| Connecticut    | 1              | 0.9                 |
| Kansas         | 1              | 0.9                 |
| Kentucky       | 1              | 0.9                 |
| Minnesota      | 1              | 0.9                 |
| Mississippi    | 1              | 0.9                 |
| Missouri       | 1              | 0.9                 |
| New York       | 1              | 0.9                 |
| South Carolina | 1              | 0.9                 |
| West Virginia  | 1              | 0.9                 |
| Australia      | 1              | 0.9                 |
| Mexico         | 1              | 0.9                 |

• 67 percent of BGSU's roster of 108 hail from Ohio, Michigan, Illinois, Indiana and Pennsylvania.

**2021 FALCONS AMONG NATIONAL/MAC LEADERS**

| Category             | MAC        | NCAA | National Leader  | Stat  |
|----------------------|------------|------|------------------|-------|
| Rushing Offense      | 12 - 102.0 | 120  | Air Force        | 327.7 |
| Passing Offense      | 8 - 214.8  | 82   | Western Kentucky | 433.7 |
| Total Offense        | 12 - 316.8 | 117  | Ohio State       | 561.5 |
| Scoring Offense      | 11 - 21.5  | 109  | Ohio State       | 45.7  |
| Rushing Defense      | 6 - 187.8  | 103  | Wisconsin        | 64.8  |
| Total Defense        | 4 - 373.9  | 62   | Wisconsin        | 239.1 |
| Scoring Defense      | 9 - 30.7   | 97   | Georgia          | 10.2  |
| Net Punting          | 9 - 35.7   | 123  | Rutgers          | 45.3  |
| Punt Returns         | 4 - 8.3    | 59   | UCLA             | 20.0  |
| Kickoff Returns      | 8 - 18.5   | 94   | N.C. State       | 30.7  |
| Pass Defense         | 1 - 186.2  | 9    | Washington       | 143.3 |
| Sacks                | 6 - 2.5    | 49   | Oklahoma St.     | 4.1   |
| Tackles For Loss     | 6 - 6.2    | 46   | Central Mich.    | 8.2   |
| Sacks Allowed        | 11 - 3.3   | 117  | Army West Point  | .54   |
| Turnover Margin      | 6 - 0.2    | 50   | Nevada           | 1.3   |
| Passing Efficiency   | 12 - 117.0 | 110  | Coastal Carolina | 192.0 |
| Pass Efficiency Def. | 2 - 128.1  | 44   | Cincinnati       | 103.4 |
| 3rd-Down Conv.       | 12 - 34.1  | 109  | Coastal Carolina | 53.8  |
| Opp. 3rd-Down Conv.  | 7 - 41.3   | 92   | Houston          | 25.7  |
| Red-Zone%            | 8 - 82.9   | 76   | Oklahoma         | 96.8  |
| Opp. Red-Zone%       | 11 - 91.8  | 119  | Georgia          | 62.5  |

| Comp. Per Game | NCAA/MAC | Stat | Comp. %       | NCAA/MAC | Stat |
|----------------|----------|------|---------------|----------|------|
| Matt McDonald  | 34/2     | 19.7 | Matt McDonald | 78/8     | 60.1 |

| Passing Yards Per Game | Stat | Rec. Per Game | Stat           |      |     |
|------------------------|------|---------------|----------------|------|-----|
| Matt McDonald          | 64/5 | 212.9         | Austin Osborne | 51/6 | 5.3 |

| Tackles Per Game | Stat | Sacks Per Game | Stat        |      |      |
|------------------|------|----------------|-------------|------|------|
| Darren Anders    | 8/1  | 10.3           | Karl Brooks | 50/5 | 0.62 |

| Fumbles Recovered | Stat | Interceptions Per Game | Stat            |      |     |
|-------------------|------|------------------------|-----------------|------|-----|
| Jordan Anderson   | 22/2 | 2                      | Jordan Anderson | 51/4 | 0.2 |

| Field Goals Per Game | Stat | Field Goal Percentage | Stat         |     |      |
|----------------------|------|-----------------------|--------------|-----|------|
| Nate Needham         | 18/2 | 1.6                   | Nate Needham | 4/1 | 95.0 |

| Punting      | Stat | Blocked Kicks | Stat      |     |   |
|--------------|------|---------------|-----------|-----|---|
| Matt Naranjo | 67/5 | 41.6          | Sy Dabney | 2/1 | 2 |

| Kickoff Returns | Stat | Combined Kick Returns | Stat         |      |     |
|-----------------|------|-----------------------|--------------|------|-----|
| Teron Keith     | 45/5 | 21.7                  | Ta'ron Keith | 41/4 | 500 |

2021 INDIVIDUAL STATISTICS

Rushing

| Player           | gp        | att        | gain        | loss       | net         | avg        | td        | lg        | avg/g        |
|------------------|-----------|------------|-------------|------------|-------------|------------|-----------|-----------|--------------|
| Matt McDonald    | 12        | 80         | 287         | 274        | 13          | 0.2        | 4         | 49        | 1.1          |
| Nick Mosley      | 12        | 77         | 358         | 22         | 336         | 4.4        | 2         | 26        | 28.0         |
| Terion Stewart   | 9         | 70         | 432         | 20         | 412         | 5.9        | 5         | 77        | 45.8         |
| Jaison Patterson | 10        | 65         | 280         | 9          | 271         | 4.2        | 2         | 23        | 27.1         |
| Taron Keith      | 12        | 34         | 113         | 22         | 91          | 2.7        | 0         | 16        | 7.6          |
| Jhaylin Embry    | 12        | 17         | 62          | 10         | 52          | 3.1        | 1         | 16        | 4.3          |
| Jamal Johnson    | 12        | 15         | 74          | 5          | 69          | 4.6        | 0         | 17        | 5.8          |
| Matt Naranjo     | 12        | 1          | 8           | 0          | 8           | 8.0        | 0         | 8         | 0.7          |
| Christian Sims   | 11        | 1          | 4           | 0          | 4           | 4.0        | 1         | 4         | 0.4          |
| Team             | 12        | 10         | 0           | 31         | -31         | -3.1       | 0         | 0         | -2.6         |
| <b>Total</b>     | <b>12</b> | <b>370</b> | <b>1621</b> | <b>393</b> | <b>1228</b> | <b>3.3</b> | <b>15</b> | <b>77</b> | <b>102.3</b> |
| <b>Opponents</b> | <b>12</b> | <b>542</b> | <b>2586</b> | <b>332</b> | <b>2254</b> | <b>4.2</b> | <b>30</b> | <b>54</b> | <b>187.8</b> |

Passing

| Player           | gp        | effic        | comp-att-int      | pct         | yds         | td        | lg        | avg/g        |
|------------------|-----------|--------------|-------------------|-------------|-------------|-----------|-----------|--------------|
| Matt McDonald    | 12        | 121.2        | 236-393-7         | 60.1        | 2555        | 12        | 81        | 212.9        |
| Tucker Melton    | 4         | 19.3         | 2-10-1            | 20.0        | 23          | 0         | 21        | 5.8          |
| Jaedyn McKinstry | 12        | -100.0       | 0-2-1             | 0.0         | 0           | 0         | 0         | 0.0          |
| Matt Naranjo     | 12        | 0.0          | 0-1-0             | 0.0         | 0           | 0         | 0         | 0.0          |
| Taron Keith      | 12        | 0.0          | 0-1-0             | 0.0         | 0           | 0         | 0         | 0.0          |
| Team             | 12        | 76.0         | 0-0-0             | 0.0         | 0           | 0         | 0         | 0.0          |
| <b>Total</b>     | <b>12</b> | <b>117.0</b> | <b>238-407-9</b>  | <b>58.5</b> | <b>2578</b> | <b>12</b> | <b>81</b> | <b>214.8</b> |
| <b>Opponents</b> | <b>12</b> | <b>128.1</b> | <b>180-307-12</b> | <b>58.6</b> | <b>2234</b> | <b>15</b> | <b>83</b> | <b>186.2</b> |

Receiving

| Player           | gp        | no.        | yds         | avg         | td        | lg        | avg/g        |
|------------------|-----------|------------|-------------|-------------|-----------|-----------|--------------|
| Austin Osborne   | 12        | 64         | 546         | 8.5         | 2         | 36        | 45.5         |
| Christian Sims   | 11        | 41         | 418         | 10.2        | 2         | 81        | 38.0         |
| Tyrone Broden    | 11        | 36         | 596         | 16.6        | 5         | 64        | 54.2         |
| Taron Keith      | 12        | 26         | 244         | 9.4         | 1         | 44        | 20.3         |
| Cavon Croom      | 12        | 18         | 200         | 11.1        | 0         | 23        | 16.7         |
| Jamal Johnson    | 12        | 15         | 149         | 9.9         | 1         | 31        | 12.4         |
| Jaison Patterson | 10        | 12         | 76          | 6.3         | 0         | 13        | 7.6          |
| Levi Gazarek     | 12        | 10         | 88          | 8.8         | 0         | 19        | 7.3          |
| Jhaylin Embry    | 12        | 7          | 164         | 23.4        | 0         | 54        | 13.7         |
| Jaedyn McKinstry | 12        | 3          | 22          | 7.3         | 0         | 13        | 1.8          |
| Andrew Bench     | 12        | 2          | 48          | 24.0        | 1         | 33        | 4.0          |
| Terion Stewart   | 9         | 1          | 0           | 0.0         | 0         | 0         | 0.0          |
| Griffin Little   | 2         | 1          | 2           | 2.0         | 0         | 2         | 1.0          |
| Bryce Boyer      | 4         | 1          | 21          | 21.0        | 0         | 21        | 5.3          |
| Nick Mosley      | 12        | 1          | 4           | 4.0         | 0         | 4         | 0.3          |
| <b>Total</b>     | <b>12</b> | <b>238</b> | <b>2578</b> | <b>10.8</b> | <b>12</b> | <b>81</b> | <b>214.8</b> |
| <b>Opponents</b> | <b>12</b> | <b>180</b> | <b>2234</b> | <b>12.4</b> | <b>15</b> | <b>83</b> | <b>186.2</b> |

Punt Returns

| Player           | no.       | yds        | avg        | td       | lg        |
|------------------|-----------|------------|------------|----------|-----------|
| Jhaylin Embry    | 17        | 136        | 8.0        | 0        | 17        |
| Davon Ferguson   | 2         | 14         | 7.0        | 0        | 12        |
| <b>Total</b>     | <b>19</b> | <b>158</b> | <b>8.3</b> | <b>0</b> | <b>17</b> |
| <b>Opponents</b> | <b>27</b> | <b>184</b> | <b>6.8</b> | <b>1</b> | <b>42</b> |

Interceptions

| Player            | no.       | yds        | avg         | td       | lg        |
|-------------------|-----------|------------|-------------|----------|-----------|
| Jordan Anderson   | 3         | 26         | 8.7         | 0        | 26        |
| Deshawn Jones Jr. | 3         | 6          | 2.0         | 0        | 6         |
| Devin Taylor      | 2         | 34         | 17.0        | 0        | 34        |
| Darren Anders     | 1         | 27         | 27.0        | 1        | 27        |
| Sy Dabney         | 1         | 2          | 2.0         | 0        | 2         |
| Brock Horne       | 1         | 12         | 12.0        | 0        | 12        |
| Trent Simms       | 1         | 51         | 51.0        | 0        | 51        |
| <b>Total</b>      | <b>12</b> | <b>158</b> | <b>13.2</b> | <b>1</b> | <b>51</b> |
| <b>Opponents</b>  | <b>9</b>  | <b>48</b>  | <b>5.3</b>  | <b>0</b> | <b>21</b> |

Kick Returns

| Player            | no.       | yds        | avg         | td       | lg         |
|-------------------|-----------|------------|-------------|----------|------------|
| Taron Keith       | 23        | 500        | 21.7        | 0        | 76         |
| Jamal Johnson     | 4         | 61         | 15.3        | 0        | 21         |
| Davon Ferguson    | 3         | 60         | 20.0        | 0        | 27         |
| Deshawn Jones Jr. | 3         | 50         | 16.7        | 0        | 21         |
| Anthony Hawkins   | 2         | 4          | 2.0         | 0        | 4          |
| Christian Sims    | 1         | 8          | 8.0         | 0        | 8          |
| Diata Burns       | 1         | 14         | 14.0        | 0        | 14         |
| Jaison Patterson  | 1         | 6          | 6.0         | 0        | 6          |
| <b>Total</b>      | <b>38</b> | <b>703</b> | <b>18.5</b> | <b>0</b> | <b>76</b>  |
| <b>Opponents</b>  | <b>36</b> | <b>806</b> | <b>22.4</b> | <b>1</b> | <b>100</b> |

Fumble Returns

| Player           | no.      | yds      | avg        | td       | lg       |
|------------------|----------|----------|------------|----------|----------|
| Jordan Anderson  | 2        | 0        | 0.0        | 0        | 0        |
| Darren Anders    | 1        | 0        | 0.0        | 0        | 0        |
| Patrick Day      | 1        | 0        | 0.0        | 0        | 0        |
| Blaine Spires    | 1        | 0        | 0.0        | 0        | 0        |
| JB Brown         | 1        | 0        | 0.0        | 0        | 0        |
| <b>Total</b>     | <b>6</b> | <b>0</b> | <b>0.0</b> | <b>0</b> | <b>0</b> |
| <b>Opponents</b> | <b>8</b> | <b>0</b> | <b>0.0</b> | <b>0</b> | <b>0</b> |

2021 INDIVIDUAL STATISTICS

Scoring

| Player           | td        | fg           | PAT          |          |          |          |          |          | pts        |
|------------------|-----------|--------------|--------------|----------|----------|----------|----------|----------|------------|
|                  |           |              | kick         | rush     | rcv      | pass     | dxp      | saf      |            |
| Nate Needham     | -         | 19-20        | 26-27        | -        | -        | -        | -        | -        | 83         |
| Tyrone Broden    | 5         | -            | -            | -        | 1        | -        | -        | -        | 32         |
| Terion Stewart   | 5         | -            | -            | -        | -        | -        | -        | -        | 30         |
| Matt McDonald    | 4         | -            | -            | -        | -        | 1        | -        | -        | 24         |
| Christian Sims   | 3         | -            | -            | -        | -        | -        | -        | -        | 18         |
| Austin Osborne   | 2         | -            | -            | -        | -        | -        | -        | -        | 12         |
| Nick Mosley      | 2         | -            | -            | -        | -        | -        | -        | -        | 12         |
| Jaison Patterson | 2         | -            | -            | -        | -        | -        | -        | -        | 12         |
| Darren Anders    | 1         | -            | -            | -        | -        | -        | -        | -        | 6          |
| Andrew Bench     | 1         | -            | -            | -        | -        | -        | -        | -        | 6          |
| Jhaylin Embry    | 1         | -            | -            | -        | -        | -        | -        | -        | 6          |
| Taron Keith      | 1         | -            | -            | -        | -        | -        | -        | -        | 6          |
| Jamal Johnson    | 1         | -            | -            | -        | -        | -        | -        | -        | 6          |
| <b>Total</b>     | <b>28</b> | <b>19-20</b> | <b>26-27</b> | <b>0</b> | <b>1</b> | <b>1</b> | <b>0</b> | <b>2</b> | <b>257</b> |
| <b>Opponents</b> | <b>47</b> | <b>14-18</b> | <b>44-45</b> | <b>0</b> | <b>0</b> | <b>0</b> | <b>0</b> | <b>0</b> | <b>368</b> |

Field Goals

| Player           | fg           | pct.        | 01-19      | 20-29      | 30-39      | 40-49      | 50-99      | lg        | blk      |
|------------------|--------------|-------------|------------|------------|------------|------------|------------|-----------|----------|
| Nate Needham     | 19-20        | 95.0        | 0-0        | 4-4        | 3-3        | 10-11      | 2-2        | 52        | 0        |
| <b>Opponents</b> | <b>14-18</b> | <b>77.8</b> | <b>0-0</b> | <b>4-4</b> | <b>3-5</b> | <b>6-6</b> | <b>1-3</b> | <b>50</b> | <b>1</b> |

FG Sequence

| Team Name     | Bowling Green          | Opponents      |
|---------------|------------------------|----------------|
| Tennessee     | (42),(50)              | (43)           |
| South Alabama | (40)                   | (22),(41),(44) |
| Murray St.    | (43),(36)              | (47)           |
| Kent St.      | (42),(52)              | (32),33,(32)   |
| Akron         | (35),(26)              | 35             |
| Minnesota     |                        | (36),52        |
| Ohio          | (23),43,(43),(40),(39) | (22)           |
| NIU           | (23),(49),(42),(42)    | (23),(29)      |
| Toledo        | (47)                   |                |
| Eastern Mich. | (25)                   | (40),(47)      |
| Buffalo       |                        | (50),52        |

Numbers in (parentheses) indicate field goal was made

Total Offense

| Player           | g         | plays      | rush        | pass        | total       | avg/g        |
|------------------|-----------|------------|-------------|-------------|-------------|--------------|
| Matt McDonald    | 12        | 473        | 13          | 2555        | 2568        | 214.0        |
| Terion Stewart   | 9         | 70         | 412         | 0           | 412         | 45.8         |
| Nick Mosley      | 12        | 77         | 336         | 0           | 336         | 28.0         |
| Jaison Patterson | 10        | 65         | 271         | 0           | 271         | 27.1         |
| Taron Keith      | 12        | 35         | 91          | 0           | 91          | 7.6          |
| Jamal Johnson    | 12        | 15         | 69          | 0           | 69          | 5.8          |
| Jhaylin Embry    | 12        | 17         | 52          | 0           | 52          | 4.3          |
| Tucker Melton    | 4         | 10         | 0           | 23          | 23          | 5.8          |
| Matt Naranjo     | 12        | 2          | 8           | 0           | 8           | 0.7          |
| Christian Sims   | 11        | 1          | 4           | 0           | 4           | 0.4          |
| Cade Zimmerly    | 10        | 0          | 3           | 0           | 3           | 0.3          |
| Team             | 12        | 0          | -31         | 0           | -31         | -2.6         |
| <b>Total</b>     | <b>12</b> | <b>777</b> | <b>1228</b> | <b>2578</b> | <b>3806</b> | <b>317.2</b> |
| <b>Opponents</b> | <b>12</b> | <b>849</b> | <b>2254</b> | <b>2234</b> | <b>4488</b> | <b>374.0</b> |

Punting

| Player           | no.       | yds         | avg         | lg        | tb       | fc       | l20       | 50+      | blk      |
|------------------|-----------|-------------|-------------|-----------|----------|----------|-----------|----------|----------|
| Matt Naranjo     | 64        | 2660        | 41.6        | 77        | 4        | 6        | 20        | 6        | 0        |
| Nate Needham     | 1         | 30          | 30.0        | 30        | 1        | 0        | 0         | 0        | 0        |
| Mason Lawler     | 1         | 48          | 48.0        | 48        | 0        | 0        | 0         | 0        | 0        |
| Team             | 3         | 57          | 19.0        | 0         | 0        | 0        | 0         | 0        | 3        |
| <b>Total</b>     | <b>69</b> | <b>2795</b> | <b>40.5</b> | <b>77</b> | <b>5</b> | <b>6</b> | <b>20</b> | <b>6</b> | <b>3</b> |
| <b>Opponents</b> | <b>52</b> | <b>2079</b> | <b>40.0</b> | <b>64</b> | <b>3</b> | <b>9</b> | <b>12</b> | <b>4</b> | <b>3</b> |

Kickoffs

| Player           | no.       | yds         | avg         | tb        | ob       | retn      | net         | ydln      |
|------------------|-----------|-------------|-------------|-----------|----------|-----------|-------------|-----------|
| Mason Lawler     | 58        | 3386        | 58.4        | 17        | 1        |           |             |           |
| <b>Total</b>     | <b>58</b> | <b>3386</b> | <b>58.4</b> | <b>17</b> | <b>1</b> | <b>36</b> | <b>35.7</b> | <b>29</b> |
| <b>Opponents</b> | <b>73</b> | <b>4309</b> | <b>59.0</b> | <b>29</b> | <b>1</b> | <b>38</b> | <b>38.8</b> | <b>26</b> |



## 2021 TEAM STATISTICS

## Team Statistics

|                                    | BGSU               | OPP                |
|------------------------------------|--------------------|--------------------|
| <b>Scoring</b>                     | <b>257</b>         | <b>368</b>         |
| Points per game                    | 21.4               | 30.7               |
| Points Off Turnovers               | 44                 | 37                 |
| <b>First Downs</b>                 | <b>189</b>         | <b>255</b>         |
| Rushing                            | 69                 | 136                |
| Passing                            | 105                | 94                 |
| Penalty                            | 15                 | 25                 |
| <b>Rushing Yardage</b>             | <b>1228</b>        | <b>2254</b>        |
| Yards gained rushing               | 1621               | 2586               |
| Yards lost rushing                 | 393                | 332                |
| Rushing attempts                   | 370                | 542                |
| Average per rush                   | 3.3                | 4.2                |
| Average per game                   | 102.3              | 187.8              |
| TDs Rushing                        | 15                 | 30                 |
| <b>Passing Yardage</b>             | <b>2578</b>        | <b>2234</b>        |
| Comp-Att-Int                       | 238-407-9          | 180-307-12         |
| Average per pass                   | 6.3                | 7.3                |
| Average per catch                  | 10.8               | 12.4               |
| Average per game                   | 214.8              | 186.2              |
| TDs Passing                        | 12                 | 15                 |
| <b>Total offense</b>               | <b>3806</b>        | <b>4488</b>        |
| Total plays                        | 777                | 849                |
| Average per play                   | 4.9                | 5.3                |
| Average per game                   | 317.2              | 374.0              |
| <b>Kick returns: #-Yards</b>       | <b>38-703</b>      | <b>36-806</b>      |
| <b>Punt returns: #-Yards</b>       | <b>19-158</b>      | <b>27-184</b>      |
| <b>Int returns: #-Yards</b>        | <b>12-158</b>      | <b>9-48</b>        |
| <b>Kick return average</b>         | <b>18.5</b>        | <b>22.4</b>        |
| <b>Punt return average</b>         | <b>8.3</b>         | <b>6.8</b>         |
| <b>Int return average</b>          | <b>13.2</b>        | <b>5.3</b>         |
| <b>Fumbles-Lost</b>                | <b>18-8</b>        | <b>18-6</b>        |
| <b>Penalties-Yards</b>             | <b>96-853</b>      | <b>57-560</b>      |
| Average per game                   | 71.1               | 46.7               |
| <b>Punts-Yards</b>                 | <b>69-2795</b>     | <b>52-2079</b>     |
| Average per punt                   | 40.5               | 40.0               |
| Net punt average                   | 35.4               | 34.3               |
| <b>Kickoffs-Yards</b>              | <b>58-3386</b>     | <b>73-4309</b>     |
| Average per kick                   | 58.4               | 59.0               |
| Net kick average                   | 35.7               | 38.8               |
| <b>Time of possession / game</b>   | <b>29:40</b>       | <b>30:14</b>       |
| <b>3rd-down conversion</b>         | <b>61/179</b>      | <b>71/172</b>      |
| 3rd-down pct                       | 34%                | 41%                |
| <b>4rd-down conversion</b>         | <b>6/18</b>        | <b>10/25</b>       |
| 4rd-down pct                       | 33%                | 40%                |
| <b>Sacks by-Yards</b>              | <b>28-181</b>      | <b>38-274</b>      |
| <b>Misc Yards</b>                  | <b>0</b>           | <b>0</b>           |
| <b>Touchdowns scored</b>           | <b>28</b>          | <b>47</b>          |
| <b>Field goals - attempts</b>      | <b>19-20</b>       | <b>14-18</b>       |
| <b>On-Side kicks</b>               | <b>0-0</b>         | <b>0-0</b>         |
| <b>Red-zone scores</b>             | <b>(29-35) 83%</b> | <b>(45-49) 92%</b> |
| <b>Red-zone touchdowns</b>         | <b>(18-35) 51%</b> | <b>(36-49) 73%</b> |
| <b>PAT-attempts</b>                | <b>(26-27) 96%</b> | <b>(44-45) 98%</b> |
| <b>2-point conversion-attempts</b> | <b>(1-1) 100%</b>  | <b>(0-2) 0%</b>    |
| <b>Attendance</b>                  | <b>91562</b>       | <b>182373</b>      |
| Games / Avg per game               | 6/15260            | 6/30396            |
| Neutral site games                 | -                  | 0/0                |

## Score by Periods

| Team          | 1st | 2nd | 3rd | 4th | OT | TOT |
|---------------|-----|-----|-----|-----|----|-----|
| Bowling Green | 69  | 59  | 55  | 74  | 0  | 257 |
| Opponents     | 47  | 126 | 120 | 75  | 0  | 368 |

DEFENSIVE STATISTICS

Team Defense

| ##            | Player             | gp        | Tackles    |            |            |               | tfl/yds       | Sacks         | Pass defense |           |            | Fumbles  |          | blkd     |  |
|---------------|--------------------|-----------|------------|------------|------------|---------------|---------------|---------------|--------------|-----------|------------|----------|----------|----------|--|
|               |                    |           | ua         | a          | tot        | no-yds        |               | int-yds       | brup         | qbh       | fr-yds     | ff       | kick     | saf      |  |
| 23            | Darren Anders      | 12        | 56         | 68         | 124        | 9.5-44        | 3-28          | 1-27          | 2            | 1         | 1-0        | 1        | .        | .        |  |
| 34            | Brock Horne        | 12        | 44         | 46         | 90         | 3-11          | 1-8           | 1-12          | 1            | 1         | .          | 1        | .        | .        |  |
| 5             | Sy Dabney          | 12        | 40         | 35         | 75         | 3-13          | 1-8           | 1-2           | 2            | .         | .          | .        | 2        | .        |  |
| 7             | Davon Ferguson     | 8         | 45         | 23         | 68         | 8-40          | 2-16          | .             | 4            | .         | .          | 1        | .        | .        |  |
| 0             | Jordan Anderson    | 12        | 31         | 26         | 57         | 3-5           | .             | 3-26          | 5            | .         | 2-0        | .        | .        | .        |  |
| 3             | Devin Taylor       | 12        | 23         | 21         | 44         | .             | .             | 2-34          | 8            | .         | .          | 1        | 1        | .        |  |
| 44            | Karl Brooks        | 12        | 15         | 27         | 42         | 12.5-64       | 7.5-55        | .             | .            | 3         | .          | 1        | .        | .        |  |
| 56            | Walter Haire       | 12        | 17         | 21         | 38         | 9.5-22        | 4.5-10        | .             | .            | 1         | .          | .        | .        | .        |  |
| 9             | Blaine Spires      | 11        | 18         | 17         | 35         | 5-36          | 1.5-14        | .             | 1            | 2         | 1-0        | 1        | .        | .        |  |
| 54            | Anthony Hawkins    | 11        | 16         | 16         | 32         | 3-11          | 1-9           | .             | .            | 1         | .          | .        | .        | .        |  |
| 6             | Bryce Brand        | 9         | 20         | 10         | 30         | 3-7           | .             | .             | .            | .         | .          | .        | .        | .        |  |
| 8             | Trent Simms        | 12        | 14         | 14         | 28         | 0.5-2         | .             | 1-51          | 1            | .         | .          | .        | .        | .        |  |
| 97            | Demetrius Hardamon | 12        | 12         | 15         | 27         | 5.5-17        | 1.5-9         | .             | .            | 5         | .          | .        | 1        | .        |  |
| 24            | Diego Neri         | 12        | 14         | 8          | 22         | 1-2           | 1-2           | .             | .            | .         | .          | .        | .        | .        |  |
| 12            | JB Brown           | 12        | 15         | 6          | 21         | 1-6           | .             | .             | .            | .         | 1-0        | .        | .        | .        |  |
| 93            | Billie Roberts     | 12        | 12         | 9          | 21         | 4.5-11        | 0.5-1         | .             | 3            | 1         | .          | .        | .        | .        |  |
| 60            | Dontrez Brown      | 12        | 8          | 11         | 19         | 1.5-7         | 1.5-7         | .             | .            | .         | .          | .        | .        | .        |  |
| 18            | Jalen Burton       | 10        | 10         | 4          | 14         | 2-3           | .             | .             | 2            | .         | .          | 1        | .        | .        |  |
| 21            | Marcus Sheppard    | 11        | 11         | 1          | 12         | .             | .             | .             | .            | .         | .          | .        | .        | .        |  |
| 4             | Deshawn Jones Jr.  | 10        | 6          | 6          | 12         | .             | .             | 3-6           | 1            | .         | .          | .        | .        | .        |  |
| 49            | Charles Rosser     | 12        | 6          | 6          | 12         | 1.5-2         | .             | .             | .            | .         | .          | .        | .        | .        |  |
| 33            | Jordan Porter      | 12        | 5          | 6          | 11         | 1-7           | 1-7           | .             | .            | 1         | .          | .        | .        | .        |  |
| 15            | Avi McGary         | 12        | 4          | 5          | 9          | .             | .             | .             | .            | .         | .          | .        | .        | .        |  |
| 99            | Ali Saad           | 10        | 7          | 2          | 9          | 1-1           | .             | .             | .            | .         | .          | .        | .        | .        |  |
| 38            | Dierre Kelly       | 10        | 4          | 4          | 8          | 1.5-5         | 0.5-3         | .             | .            | .         | .          | .        | .        | .        |  |
| 26            | Davion Daniels     | 12        | 4          | 4          | 8          | .             | .             | .             | .            | .         | .          | .        | .        | .        |  |
| 32            | Patrick Day        | 12        | 6          | 2          | 8          | .             | .             | .             | .            | .         | 1-0        | .        | 1        | .        |  |
| 28            | Diata Burns        | 7         | 5          | 2          | 7          | .             | .             | .             | .            | .         | .          | .        | .        | .        |  |
| 30            | Cashius Howell     | 4         | 5          | 1          | 6          | .             | .             | .             | .            | .         | .          | .        | .        | .        |  |
| 27            | Matt Kordas        | 4         | 3          | 1          | 4          | .             | .             | .             | .            | .         | .          | .        | .        | .        |  |
| 37            | Victor Vazquez     | 4         | 1          | 2          | 3          | .             | .             | .             | 1            | .         | .          | .        | .        | .        |  |
| 93            | Mason Lawler       | 12        | 2          | .          | 2          | .             | .             | .             | .            | .         | .          | .        | .        | .        |  |
| 85            | Cavon Croom        | 12        | 2          | .          | 2          | .             | .             | .             | .            | .         | .          | .        | .        | .        |  |
| 96            | Jack Wardzala      | 1         | .          | 1          | 1          | 0.5-4         | 0.5-4         | .             | .            | .         | .          | .        | .        | .        |  |
| 18            | Austin Osborne     | 12        | 1          | .          | 1          | .             | .             | .             | .            | .         | .          | .        | .        | .        |  |
| 96            | Matt Naranjo       | 12        | 1          | .          | 1          | .             | .             | .             | .            | .         | .          | .        | .        | .        |  |
| 22            | Myles Williamson   | 3         | 1          | .          | 1          | .             | .             | .             | .            | .         | .          | .        | .        | .        |  |
| 28            | Jaison Patterson   | 10        | 1          | .          | 1          | .             | .             | .             | .            | .         | .          | .        | .        | .        |  |
| 48            | James Carolan      | 12        | 1          | .          | 1          | .             | .             | .             | .            | .         | .          | .        | .        | .        |  |
| 13            | Elijah Eberhardt   | 5         | 1          | .          | 1          | .             | .             | .             | .            | .         | .          | .        | .        | .        |  |
| 62            | Malone VanGorder   | 12        | 1          | .          | 1          | .             | .             | .             | .            | .         | .          | .        | .        | .        |  |
| 8             | Jhaylin Embry      | 12        | .          | 1          | 1          | .             | .             | .             | .            | .         | .          | .        | .        | .        |  |
| 3             | Matt McDonald      | 12        | 1          | .          | 1          | .             | .             | .             | .            | .         | .          | .        | .        | .        |  |
| 15            | Tucker Melton      | 4         | .          | 1          | 1          | .             | .             | .             | .            | .         | .          | .        | .        | .        |  |
| 20            | Jamal Johnson      | 12        | .          | 1          | 1          | .             | .             | .             | .            | .         | .          | .        | .        | .        |  |
| 88            | Christian Sims     | 11        | 1          | .          | 1          | .             | .             | .             | .            | .         | .          | .        | .        | .        |  |
| 85            | Jevon Henderson    | 2         | .          | 1          | 1          | .             | .             | .             | .            | .         | .          | .        | .        | .        |  |
| 94            | Adrian Wilson      | 7         | .          | .          | .          | .             | .             | .             | .            | 1         | .          | .        | .        | .        |  |
| <b>Totals</b> |                    | <b>12</b> | <b>490</b> | <b>424</b> | <b>914</b> | <b>81-320</b> | <b>28-181</b> | <b>12-158</b> | <b>31</b>    | <b>17</b> | <b>6-0</b> | <b>7</b> | <b>5</b> | <b>2</b> |  |
| Opponents     |                    | 12        | 412        | 362        | 774        | 88-380        | 38-274        | 9-48          | 49           | 27        | 8-0        | 10       | 3        | 0        |  |

**89 ANDREW BENCH**

Receptions: 1, South Alabama, Sept. 11, 2021  
Akron, Oct. 9, 2021  
Receiving yards: 33, South Alabama, Sept. 11, 2021  
Receiving TD: 1, South Alabama, Sept. 11, 2021  
Long Receiving TD, 33, South Alabama, Sept. 11, 2021  
Long reception: 33, South Alabama, Sept. 11, 2021  
All-purpose yards: 33, South Alabama, Sept. 11, 2021

**81 BRYCE BOYER**

Receptions: 1, Eastern Michigan, Oct. 23, 2021  
Receiving Yards: 21, Eastern Michigan, Oct. 23, 2021  
Long reception: 21, Eastern Michigan, Oct. 23, 2021

**0TYRONE BRODEN**

Receptions: 6, Murray State, Sept. 18, 2021  
Receiving yards: 111, Akron, Oct. 9, 2021  
Receiving TD: 2, Akron, Oct. 9, 2021;  
at Buffalo, Oct. 30, 2021  
Long reception: 64, at Buffalo, Oct. 30, 2021  
All-purpose yards: 111, Akron, Oct. 9, 2021

**85 CAVON CROOM**

Receptions: 5, at Tennessee, Sept. 2, 2021  
Receiving Yards: 45, at Tennessee, Sept. 2, 2021  
Long Reception: 23, Akron, Oct. 9, 2021  
All-Purpose Yards: 45, at Tennessee, Sept. 2, 2021

**8 JHAYLIN EMBRY**

Receptions: 3, at Northern Illinois, Oct. 16, 2021  
Receiving Yards: 64, at Northern Illinois, Oct. 16, 2021  
Rush attempts: 5, at Minnesota, Sept. 25, 2021  
Rush yards: 32, Kent State, Nov 10, 2020  
Long rush: 22, Kent State, Nov 10, 2020  
Total offense attempts: 5, at Minnesota, Sept. 25, 2021  
Total offense yards: 73, at Northern Illinois, Oct. 16, 2021  
All-purpose yards: 79, at Northern Illinois, Oct. 16, 2021

**10 LEVI GAZAREK**

Receptions: 3, at Tennessee, Sept. 2, 2021  
at Kent State, Oct. 2, 2021  
Receiving Yards: 23, at Tennessee, Sept. 2, 2021  
Long Reception: 19, at Kent State, Oct. 2, 2021  
All-Purpose Yards: 23, at Tennessee, Sept. 2, 2021

**1 ODIEU HILIARE**

Receptions: 12\*, at Texas Southern, Nov. 13, 2021  
Receiving Yards: 162\*, Ark.-Pine Bluff, Nov. 20, 2021  
Long reception: 66\*, at Grambling, Oct. 2, 2021  
Receiving TDs: 2\*, at Texas Southern, Nov. 13, 2021  
at South Carolina St., March 3, 2021

\*- while at Alabama A&M

**20 JAMAL JOHNSON**

Receptions: 3, three times, last Toledo, Nov. 10, 2021  
Receiving Yards: 44, at Tennessee, Sept. 2, 2021  
Long Reception: 31, at Tennessee, Sept. 2, 2021  
Receiving TDs: 1, Toledo, Nov. 10, 2021  
Rush attempts: 4, at Northern Illinois, Oct. 16, 2021  
Rushing yards: 17, at Miami, Nov. 16, 2021  
Long rush: 17, at Miami, Nov. 16, 2021  
All-Purpose Yards: 44, at Tennessee, Sept. 2, 2021

**19 TARON KEITH**

Rush attempts: 11, at Northern Illinois, Oct. 16, 2021  
Rushing yards: 39, at Northern Illinois, Oct. 16, 2021  
Receptions: 5, Akron, Oct. 9, 2021  
Receiving yards: 40, at Minnesota, Sept. 25, 2021  
Long reception: 33, at Minnesota, Sept. 25, 2021  
Total offense attempts: 15, at Northern Illinois, Oct. 16, 2021  
Total offense yards: 46, at Northern Illinois, Oct. 16, 2021  
All-Purpose Yards: 101, at Buffalo, Oct. 30, 2021  
Longest Kick Return: 76, at Kent State, Oct. 2, 2021

**2 JAVONTE KINSEY**

Points scored: 6, at Ohio, Nov 28, 2020  
Touchdowns: 1, at Ohio, Nov 28, 2020  
Receptions: 1, at Akron, Dec 05, 2020 ;  
at Ohio, Nov 28, 2020  
Receiving yards: 26, at Ohio, Nov 28, 2020  
Receiving TDs: 1, at Ohio, Nov 28, 2020  
Long reception: 26, at Ohio, Nov 28, 2020  
All-purpose yards: 26, at Ohio, Nov 28, 2020

**93 MASON LAWLER**

Points scored: 3, Ohio, Nov 19, 2019  
Kick PATs: 1, at Kent State, Sept. 21, 2019  
Points by kicking: 3, Ohio, Nov 19, 2019  
Field goals made: 1, Ohio, Nov 19, 2019  
Field goal attempts: 1, at Miami, Nov 13, 2019 ;  
Ohio, Nov 19, 2019  
Longest field goal: 38, Ohio, Nov 19, 2019  
Punt attempts: 3, at Akron, Dec 05, 2020  
Punt yards: 79, at Akron, Dec 05, 2020  
Longest punt: 48, at Tennessee, Sept. 2, 2021  
Tackles: 3, Akron, Nov 02, 2019

**11 CJ LEWIS**

Receptions: 5\*, at Clemson, Oct. 31, 2020  
Receiving Yards: 67\*, Colgate, Sept. 4, 2021  
Long reception: 38\*, Missouri, Sept. 25, 2021  
at Purdue, Sept. 22, 2018  
Receiving TDs: 2\*, Georgia Tech, Oct. 24, 2020

\*- while at Boston College

**9 GRIFFIN LITTLE**

Receptions: 1, Toledo v. Nov. 10, 2021  
Receiving Yards: 2, Toledo v. Nov. 10, 2021  
Long Reception: 2, Toledo v. Nov. 10, 2021

**3 MATT MCDONALD**

Points scored: 30, at Buffalo, Oct. 30, 2021  
Total Touchdowns: 5, at Buffalo, Oct. 30, 2021  
Rush attempts: 10, Buffalo, Nov 17, 2020  
at Kent State, Oct. 2, 2021  
Rush yards: 75, at Northern Illinois, Oct. 16, 2021  
Rush TDs: 2, at Minnesota, Sept. 25, 2021  
Long rush: 49, at Northern Illinois, Oct. 16, 2021  
Pass attempts: 45, at Kent State, Oct. 2, 2021  
Pass completions: 29, at Kent State, Oct. 2, 2021  
Pass yards: 308, South Alabama, Sept. 11, 2021  
Pass TDs: 4, at Buffalo, Oct. 30, 2021  
Had intercepted: 3, at Ohio, Nov 28, 2020  
Long pass: 81, at Buffalo, Oct. 30, 2021  
Total offense attempts: 55, at Kent State, Oct. 2, 2021  
Total offense yards: 310, at Northern Illinois, Oct. 16, 2021

**80 JAEDYN MCKINSTRY**

Receptions: 3, at Tennessee, Sept. 2, 2021  
Receiving Yards: 22, at Tennessee, Sept. 2, 2021  
Long Reception: 12, at Tennessee, Sept. 2, 2021  
All-Purpose Yards: 22, at Tennessee, Sept. 2, 2021

**5 NICK MOSLEY**

Rushing TDs: 1, at Kent State, Oct. 2, 2021;  
Eastern Michigan, Oct. 23, 2021  
Rushes: 14, at Miami, Nov. 16, 2021  
Rushing Yards: 90, at Miami, Nov. 16, 2021  
Long Rush: 26, at Miami, Nov. 16, 2021  
Receptions: 1, at Miami, Nov. 16, 2021  
Receiving Yards: 4, at Miami, Nov. 16, 2021  
Long Reception: 4, at Miami, Nov. 16, 2021  
Total Offense attempts: 15, at Miami, Nov. 16, 2021  
Total offense yards: 94, at Miami, Nov. 16, 2021

**18 AUSTIN OSBORNE**

Receptions: 8, at Tennessee, Sept. 2, 2021  
Receiving TDs: 1, at Northern Illinois, Oct. 16, 2021  
Receiving Yards: 69, Murray State, Sept. 18, 2021  
Long Reception: 36, at Northern Illinois, Oct. 16, 2021  
All-Purpose Yards: 69, Murray State, Sept. 18, 2021

**28 JAISON PATTERSON**

Rush attempts: 15, Akron, Oct. 9, 2021  
Rush yards: 79, Akron, Oct. 9, 2021  
Long rush: 23, Toledo, Nov. 10, 2021  
Rushing TD: 1, Murray State, Sept. 18, 2021;  
Eastern Michigan, Oct. 23, 2021  
Long Rushing TD: 2, Murray State, Sept. 18, 2021  
Receptions: 3, Eastern Michigan, Oct. 23, 2021  
Receiving Yards: 27, Eastern Michigan, Oct. 23, 2021  
Long Reception: 13, Eastern Michigan, Oct. 23, 2021  
Total Offensive Yards: 36, Eastern Michigan, Oct. 23, 2021

**88 CHRISTIAN SIMS**

Points scored: 12, at Buffalo, Oct. 30, 2021  
Touchdowns: 2, at Buffalo, Oct. 30, 2021  
Receptions: 8, South Alabama, Sept. 11, 2021  
Receiving yards: 103, at Buffalo, Oct. 30, 2021  
Receiving TDs: 2, at Buffalo, Oct. 30, 2021  
Long reception: 81, at Buffalo, Oct. 30, 2021  
Rush attempts: 1, at Northern Illinois, Oct. 16, 2021  
Rush yards: 4, at Northern Illinois, Oct. 16, 2021  
Long rush: 4, at Northern Illinois, Oct. 16, 2021  
Rushing TDs: 1, at Northern Illinois, Oct. 16, 2021  
All-purpose yards: 103, at Buffalo, Oct. 30, 2021  
Tackles: 2, at Ohio, Nov 28, 2020; Central Michigan, Oct 19, 2019

**30 PASEAN WIMBERLY**

Tackles: 1, Buffalo, Nov 17, 2020

## 2022 BOWLING GREEN FOOTBALL

### 23 DARREN ANDERS

Tackles: 14 , Buffalo, Nov 17, 2020;  
at Tennessee, Sept. 2, 2021  
Sacks: 1.0, four times, last Eastern Michigan, Oct. 23, 2021  
Tackles for loss: 1.5, four times, last Akron, Oct. 9, 2021  
Fumbles forced: 1, at Ohio, Nov 28, 2020;  
at Tennessee, Sept. 2, 2021  
Fumbles recovered: 1, 3X, last at Tennessee, Sept. 2, 2021  
Pass breakups: 1, at Ohio, Nov 28, 2020  
Interceptions: 1, South Alabama, Sept. 11, 2021  
Long INT Return: 27, South Alabama, Sept. 11, 2021  
INT Return for TD: 1, South Alabama, Sept. 11, 2021

### 0 JORDAN ANDERSON

Interceptions: 1, four times, at Buffalo, Oct. 30, 2021  
Tackles: 12, at Buffalo, Nov 29, 2019 (7-5)  
Sacks: 1.0, Toledo, Oct 12, 2019 (1-0)  
Tackles for loss: 1.5, Kent State, Nov 10, 2020 (1-0)  
Fumbles forced: 1 , at Western Michigan, Oct 26, 2019  
Fumbles recovered: 1, Akron, Oct. 9, 2021;  
at Northern Illinois, Oct. 16, 2021  
Pass breakups: 2, Toledo, Oct 12, 2019 ;  
Central Michigan, Oct 19, 2019

### 3 CHRIS BACON

Interceptions: 1\* , ULM, Sept. 29, 2018  
Appalachian State (TD), Nov. 16, 2019  
Tackles: 7\* Appalachian State, Nov. 17, 2018 (3-4)  
Tackles for loss: 1.0\*, 4x, last vs. Louisiana, Sept. 19, 2020  
Fumbles forced: 1\* , at NC State, Sept. 8, 2018  
Pass breakups: 1\* , 3X, last vs. Charlotte, Sept. 18, 2021

\*- while at Georgia State

### 6 BRYCE BRAND

Tackles: 7, at Minnesota, Sept. 25, 2021  
Sacks: 1.0, at Rutgers, Oct. 5, 2019  
Tackles for Loss: 3.0, at Rutgers, Oct. 5, 2021

### 11 KARL BROOKS

All-purpose yards: 33, Akron, Nov 02, 2019  
Interceptions: 1, Akron, Nov 02, 2019  
Long interception return: 33, Akron, Nov 02, 2019  
Tackles: 9, Eastern Kentucky, Sep 15, 2018  
Sacks: 2.0, at Akron, Dec 05, 2020;  
Akron, Oct. 9, 2021  
Tackles for loss: 3.5, Akron, Oct. 9, 2021  
Fumbles forced: 1, three times, last Toledo, Oct 12, 2019  
Pass breakups: 1, at Western Michigan, Oct 26, 2019

### 60 DONTREZ BROWN

Tackles: 3, four times, last at Minnesota, Sept. 25, 2021  
Sacks: 1.0, at Buffalo, Oct. 30, 2021  
Tackles for loss: 1.0, at Buffalo, Oct. 30, 2021

### 12 JB BROWN

Tackles: 3, at Tennessee, Sept. 2, 2021  
Fumble Recovered: 1, at Tennessee, Sept. 2, 2021

### 18 JALEN BURTON

Tackles: 5, at Buffalo, Oct. 30, 2021;  
Toledo v. Nov. 10, 2021  
Tackles for loss: 1.0, at Northern Illinois, Oct. 16, 2021;  
at Buffalo, Oct. 30, 2021  
Fumbles forced: 1, at Northern Illinois, Oct. 16, 2021  
Pass Breakups: 2, at Buffalo, Oct. 30, 2021

### 26 DAVION DANIELS

Tackles: 3, Toledo v. Nov. 10, 2021

### 32 PATRICK DAY

Tackles: 6, Kent State, Nov 10, 2020  
Sacks: 1.0, Kent State, Nov 10, 2020  
Tackles for loss: 1.5, Kent State, Nov 10, 2020  
Forced Fumbles: 1, Eastern Michigan, Oct. 23, 2021

### 7 DAVON FERGUSON

Tackles: 17, at Northern Illinois, Oct. 16, 2021  
Fumbles forced: 1, vs. Texas Tech, Oct. 26, 2019;  
Akron, Oct. 9, 2021  
Sacks: 2, at Minnesota, Sept. 25, 2021  
Tackles for loss: 2.0 vs. Murray State, Sept. 18, 2021;  
at Minnesota, Sept. 25, 2021  
Interceptions: 1, at West Virginia, Oct. 6, 2018  
Pass Breakups: 2, vs. South Alabama, Sept. 11, 2021  
vs. Murray State, Sept. 18, 2021

### 56 WALTER HAIRE

Tackles: 7, at Kent State, Oct. 2, 2021  
Sacks: 1.0, at Buffalo, Oct. 30, 2021;  
at Miami, Nov. 16, 2021  
Tackles for loss: 2.0, Toledo v. Nov. 10, 2021;  
at Miami, Nov. 16, 2021

### 14 DEMETRIUS HARDAMON

Tackles: 10, at Buffalo, Oct. 30, 2021  
Sacks: 0.5, at Buffalo, Oct. 30, 2021;  
Toledo v. Nov. 10, 2021  
Tackles for Loss: 2.0, at Miami, Nov. 16, 2021  
QB Hurries: 2, at Miami, Nov. 16, 2021  
Blocked Kicks: 1, at Miami, Nov. 16, 2021

### 54 ANTHONY HAWKINS

Tackles: 10, at Buffalo, Oct. 30, 2021  
Sacks: 1.0, at Buffalo, Oct. 30, 2021  
Tackles for loss: 1.0, three times, last at Buffalo, Oct. 30, 2021  
Pass breakups: 1, at Toledo, Nov 04, 2020;  
at Toledo, Nov 04, 2020

### 2 BROCK HORNE

Tackles: 15, at Buffalo, Oct. 30, 2021  
Sacks: 1, at Minnesota, Sept. 25, 2021  
Tackles for loss: 1.5, Akron, Oct. 9, 2021  
Forced Fumbles: 1, at Minnesota, Sept. 25, 2021  
Interceptions: 1, vs. Murray State, Sept. 18, 2021  
Pass Breakups: 1, at Kent State, Oct. 2, 2021  
QB Hurries: 1, at Kent State, Oct. 2, 2021

### 30 CASHIUS HOWELL

Tackles: 5, at Miami, Nov. 16, 2021

### 4 DESHAWN JONES JR.

Tackles: 2, Toledo v. Nov. 10, 2021  
Interceptions: 1, at Miami, Nov. 16, 2021  
Pass Breakups: 1, at Miami, Nov. 16, 2021

### 38 DIERRE KELLY

Tackles: 2, at Kent State, Oct. 2, 2021  
Tackles for Loss: 1, at Kent State, Oct. 2, 2021

### 15 AVI MCGARY

Tackles: 2, at Minnesota, Sept. 25, 2021;  
Toledo v. Nov. 10, 2021

### 24 DIEGO NERI

Tackles: 6, at Kent State, Oct. 2, 2021

### 33 JORDAN PORTER

Tackles: 4, Kent State, Nov 10, 2020  
Sacks: 1.0, at Ohio, Nov 28, 2020; at Buffalo, Oct. 30, 2021  
Tackles for loss: 1.0, three times, last at Buffalo, Oct. 30, 2021  
QB Hurries: 1, Eastern Michigan, Oct. 23, 2021

### 35 BILLIE ROBERTS

Tackles: 3, at Buffalo, Oct. 30, 2021;  
at Miami, Nov. 16, 2021  
Sacks: 0.5, Akron, Oct. 9, 2021  
Tackles for loss: 2.0, at Miami, Nov. 16, 2021  
Pass breakups: 2, at Minnesota, Sept. 25, 2021

## DEFENSIVE CAREER HIGHS

### 13 CHARLES ROSSER

Tackles: 2, three times, last at Buffalo, Oct. 30, 2021  
Tackles for loss: 1, at Northern Illinois, Oct. 16, 2021

### 99 ALI SAAD

Tackles: 3, at Kent State, Oct. 2, 2021  
Tackles for Loss: 1, at Kent State, Oct. 2, 2021

### 21 MARCUS SHEPPARD

Tackles: 4, at Akron, Dec 05, 2020

### 8 TRENT SIMMS

Tackles: 11, Toledo v. Nov. 10, 2021

### 9 BLAINE SPIRES

Tackles: 6, at Tennessee, Sept. 2, 2021  
Sacks: 0.5, at Buffalo, Oct. 30, 2021  
Tackles for loss: 2.0, Kent State, Nov 10, 2020 (2-0)  
QB Hurry: 1, Akron, Oct. 9, 2021;  
Eastern Michigan, Oct. 23, 2021  
Pass Breakups: 1, Toledo v. Nov. 10, 2021

### 17 DJ TAYLOR

Tackles: 8\*, vs. Memphis, Dec. 22, 2018  
Sacks: 1\*, Clemson, Oct. 6, 2018  
Tackles for loss: 2.0\*, vs. Memphis, Dec. 22, 2018  
Forced Fumbles: 1\*, Florida State, Sept. 18, 2021  
Pass Breakups: 2\*, at Duke, Nov. 24, 2018

\*- while at Wake Forest

### 37 VICTOR VAZQUEZ

Tackles: 1, three times last at Miami, Nov. 16, 2021

## ALL-TIME LONG PLAYS

## LONGEST TOUCHDOWN RUN

| Yards | Name/Opponent                   | Year |
|-------|---------------------------------|------|
| 96    | Anthon Samuel vs. Miami         | 2011 |
| 95    | Matt Domer at Ball State        | 2015 |
| 93    | Mike McGee vs. Central Michigan | 1987 |
| 89    | Mike McGee vs. Ball State       | 1987 |
| 88    | P.J. Pope vs. Western Michigan  | 2004 |

## LONGEST NON-SCORING RUN

| Yards | Name/Opponent              | Year |
|-------|----------------------------|------|
| 78    | B.J. Lane vs. Ball State   | 2003 |
| 71    | Chris Bullock vs. Akron    | 2009 |
| 69    | Fred Coppet vs. Ball State | 2014 |
| 65    | Andy Sahn vs. Kansas       | 2002 |
| 64    | Jeff Davis vs. Richmond    | 1984 |

## LONGEST TOUCHDOWN PASS

| Yards | Name/Opponent                                  | Year |
|-------|--|------|
| 96    | Mark Miller to Dave Dudley vs. San Diego State | 1976 |
| 94    | Eric Smith to Ronald Heard vs. Ohio            | 1988 |
| 94    | Matt Johnson to Roger Lewis vs. Memphis        | 2015 |
| 92    | Matt Johnson to Ryan Burbrink, vs. Kent State  | 2013 |
| 91    | Josh Harris to Charles Sharon vs. Kent State   | 2003 |

## LONGEST NON-SCORING PASS

| Yards | Name/Opponent                                  | Year |
|-------|--|------|
| 78    | Bob Niemet to Robert Redd vs. Akron            | 1998 |
| 77    | Josh Harris to James Hawkins vs. Purdue        | 2003 |
| 76    | Matt Schilz to Kamar Jorden vs. Miami          | 2010 |
| 74    | Vern Wireman to Bob Zimpfer vs. Utah State     | 1969 |
| 69    | Mark Miller to John Park vs. Tenn.-Chattanooga | 1977 |
| 69    | James Morgan to Scott Miller vs. Ohio          | 2017 |

## LONGEST KICKOFF RETURN

| Yards | Name/Opponent                        | Year |
|-------|--------------------------------------|------|
| 96*   | Clint Stephens vs. Ball State        | 2014 |
| 94*   | BooBoo Gates vs. Pittsburgh          | 2013 |
| 94*   | Leon Weathersby vs. Western Michigan | 1997 |
| 93*   | B.J. Lane vs. Ball State             | 2004 |
| 93*   | Roger Reynolds vs. Kent              | 1961 |

## LONGEST PUNT RETURN

| Yards | Name/Opponent                         | Year |
|-------|---------------------------------------|------|
| 100*  | Courtney Davis vs. Kent               | 1996 |
| 91*   | Richard Lowry vs. Grosse Ile          | 1942 |
| 86*   | Bob Zimpfer vs. Ball State            | 1968 |
| 80*   | BooBoo Gates vs. Rhode Island         | 2012 |
| 79*   | Charles Sharon vs. Southeast Missouri | 2004 |
| 79    | Corey Partridge vs. Temple            | 2005 |

## LONGEST PASS INTERCEPTION

| Yds. | Name/Opponent              | Year |
|------|----------------------------|------|
| 90*  | Rodney Lash vs. Toledo     | 1948 |
| 88   | Julius Livas vs. Miami     | 1971 |
| 85*  | Dernard Turner             | 2015 |
| 82   | BooBoo Gates vs. Ohio      | 2013 |
| 82*  | Robert Lorenzi vs. Buffalo | 2010 |

## LONGEST PUNT

| Yds. | Name/Opponent                 | Year |
|------|-------------------------------|------|
| 95   | Macs Leitman vs. Bluffton     | 1928 |
| 82   | Joseph Davidson at Toledo     | 2016 |
| 81   | Brian Schmiedebusch vs. Idaho | 2011 |
| 81   | Cris Shale vs. Ohio           | 1990 |
| 79   | Joseph Davidson at Ohio       | 2016 |
| 79   | Nick Iovinelli vs. Pittsburgh | 2008 |
| 79   | Jim Phelps vs. Toledo         | 1982 |

## LONGEST FIELD GOAL

| Yds. | Name/Opponent                      | Year |
|------|------------------------------------|------|
| 60   | Derek Schorejs vs. Toledo          | 1995 |
| 56   | Gehad Youssef vs. Western Michigan | 1983 |
| 52   | Derek Schorejs vs. Akron           | 1995 |
| 52   | Shaun Suisham vs. Ohio             | 2004 |
| 52   | Tyler Tate vs. Northern Illinois   | 2013 |
| 52   | Tyler Tate at Western Kentucky     | 2014 |
| 52   | Nate Needham at Kent State         | 2021 |

\*resulted in a touchdown

## THE LAST TIME

**A BG Player Returned a Kickoff for a Touchdown**

Clint Stephens (96 yards), vs. Ball State, Nov. 28, 2014

**An Opposing Player Returned a Kickoff for a Touchdown**

Trayvon Rudolph (100 yards), at NIU, Oct. 16, 2021

**A BG Player Returned a Punt for a Touchdown**

Ryan Burbrink (75 yards), vs. VMI, Sept. 6, 2014

**An Opposing Player Returned a Punt for a Touchdown**

William Likely (85 yards), at Maryland, Sept. 12, 2015

**A BG Player Returned an Interception for a Touchdown**

Darren Anders (27 yards), vs. South Alabama, Sept. 11, 2011

**An Opposing Player Returned an Interception for a TD**

Mike Brown (Miami), 79 yards, Nov. 13, 2019

**A BG Player Returned a Fumble for a Touchdown**

Caleb Biggers (100 yards), vs. Central Mich., Oct. 19, 2019

**An Opposing Player Returned a Fumble for a TD**

Brand Williams (69 yards), vs. Buffalo, Nov. 23, 2018

**A BG Player Returned a Blocked Punt for a Touchdown**

Herve Coby (29 yards), vs. VMI, Sept. 6, 2014

**An Opposing Player Returned a Blocked Punt for a TD**

David Carter, 42 yards (Eastern Michigan), Oct. 23, 2021

**A BG Player Blocked a Punt for a Safety**

Patrick Day, vs. South Alabama, Sept. 11, 2021

**A BG Player Blocked a Punt**

Sy Dabney, vs. Akron, Oct. 9, 2021

**A BG Player Rushed for 100 or more yards**

Terion Stewart at Buffalo, October 30, 2021 (11/170)

**A BG Player Rushed for 200 or more yards**

Willie Geter vs. Kent State, October 20, 2007 (22/203)

**An Opponent Rushed for 200 or more yards**

Jay Ducker (NIU), Oct. 18, 2021 (33/210)

**A BG Player Had Two Interceptions in a Game**

Deshawn Jones Jr. vs. Ohio, Nov. 25, 2021 (2)

**A BG Player Had Three Interceptions in a Game**

Janssen Patton vs. Northern Illinois, Oct. 25, 2003

**An Opposing Player Had Three Interceptions in a Game**

Jamie Silva (Boston College), Oct. 6, 2007

**Two BG Players Rushed for 100 or more yards in a Game**Andrew Clair (121)  
Josh Cleveland (117), at Miami, Oct. 7, 2017**Three BG Players Rushed for 100 or more yards in a Game**Fred Coppet (160)  
Josh Cleveland (109)  
Donovan Wilson (107), vs. Buffalo, Nov. 25, 2016**Two BG Players had 100 or more receiving yards**Tyrone Broden (110)  
Christian Sims (103), at Buffalo, Oct. 30, 2021**Three BG Players had 100 or more receiving yards in a Game**Roger Lewis (148)  
Ryan Burbrink (132)  
Ronnie Moore (109), vs. UMass, Sept. 27, 2014**A BG Player Rushed for 100 or more yards and Two BG Players had 100 or more receiving yards**at Buffalo, Oct. 30, 2021; Terion Stewart (170 rushing yards),  
Tyrone Broden (110 receiving), Christian Sims (103 receiving)**A BG Player Passed for 300 or more yards in a Game**

Matt McDonald (308), vs. South Alabama, Sept. 11, 2021

**BG forced a safety**

vs. Ohio, Nov. 26, 2021

**BG Blocked two kicks in a Game**

vs. Akron, Oct. 9, 2021; Devin Taylor (FG) and Sy Dabney (Punt)

**Three BG Players Recorded 10+ Tackles**vs. Toledo, Nov. 10, 2021; Darren Anders (12),  
Trent Simms (11), Brock Horne (10)**Four BG Players Recorded 10+ Tackles**at Buffalo, Oct. 30, 2021; Brock Horne (15), Darren Anders (12),  
Anthony Hawkins (10), Demetrius Hardamon (10)

| No. | Name                  | Pos | Ht   | Wt  | Yr    | Hometown                       | High School/Previous School          |
|-----|-----------------------|-----|------|-----|-------|--------------------------------|--------------------------------------|
| 0   | Jordan Anderson***    | S   | 5-10 | 200 | Sr.   | Detroit, Mich.                 | Harper Woods                         |
| 0   | Tyrone Broden**       | WR  | 6-7  | 210 | Jr.   | Detroit, Mich.                 | West Bloomfield                      |
| 1   | Odieu Hiliare         | WR  | 6-0  | 180 | Sr.   | Belle Glade, Fla.              | Glades Central/Alabama A&M           |
| 2   | Brock Horne**         | LB  | 6-1  | 235 | Jr.   | Romeo, Mich.                   | Romeo                                |
| 2   | Javonte Kinsey**      | TE  | 6-5  | 230 | So.   | Jacksonville, Fla.             | Sandalwood                           |
| 3   | Chris Bacon           | S   | 6-1  | 195 | Sr.*  | Atlanta, Ga.                   | Westlake/Georgia State               |
| 3   | Matt McDonald**       | QB  | 6-3  | 210 | Sr.*  | Newport Beach, Calif.          | Mission Viejo/Boston College         |
| 4   | Deshawn Jones Jr.*    | CB  | 5-11 | 180 | So.   | Akron, Ohio                    | East CLC                             |
| 5   | Nick Mosley*          | RB  | 5-10 | 200 | So.   | Pickerington, Ohio             | Pickerington Central                 |
| 6   | Bryce Brand*          | OLB | 6-0  | 250 | Sr.*  | Detroit, Mich.                 | Clayton Valley Charter/West Virginia |
| 6   | Drew Gunther          | QB  | 6-3  | 215 | Jr.   | Chester Springs, Pa.           | Malvern Prep/Syracuse                |
| 7   | Owen Bainbridge       | QB  | 6-4  | 210 | Fr.   | Stow, Ohio                     | Stow-Munroe Falls                    |
| 7   | Davon Ferguson*       | CB  | 5-10 | 190 | Sr.*  | Baltimore, Md.                 | St. Vincent Pallotti/Kansas          |
| 8   | Jhaylin Embry*        | WR  | 6-0  | 180 | So.   | Jacksonville, Fla.             | Sandalwood                           |
| 8   | Trent Simms**         | S   | 6-0  | 205 | So.   | Toledo, Ohio                   | Sylvania Northview                   |
| 9   | Griffin Little        | TE  | 6-4  | 240 | So.   | Fort Wayne, Ind.               | Homestead                            |
| 9   | Blaine Spires**       | OLB | 6-2  | 240 | Jr.   | Youngstown, Ohio               | East                                 |
| 10  | Levi Gazarek*         | TE  | 6-5  | 250 | So.   | North Baltimore, Ohio          | North Baltimore                      |
| 10  | Jordan Oladokun       | CB  | 6-0  | 185 | So.   | Tampa, Fla.                    | Gaither/Samford                      |
| 11  | Karl Brooks****       | DL  | 6-4  | 300 | Sr.*  | Lansing, Mich.                 | Gaining Sexton                       |
| 11  | CJ Lewis              | WR  | 6-3  | 215 | Sr.*  | Hamden, Conn.                  | Cheshire Academy/Boston College      |
| 12  | JB Brown**            | ILB | 6-2  | 230 | Jr.   | Hughes, Ark.                   | Har-Ber                              |
| 12  | Camden Orth           | QB  | 6-3  | 230 | Jr.   | Gainesville, Fla.              | Buchholz/LIU                         |
| 13  | Nick Niehoff          | WR  | 6-2  | 185 | Jr.   | Mason, Ohio                    | Mason                                |
| 13  | Charles Rosser*       | OLB | 6-3  | 220 | So.   | Cleveland, Ohio                | Benedictine                          |
| 14  | Demetrius Hardamon*   | OLB | 6-4  | 235 | Sr.*  | Beavercreek, Ohio              | Beavercreek/Georgetown College (Ky.) |
| 14  | Jake Rogers***        | WR  | 5-9  | 180 | Jr.   | Medina, Ohio                   | Highland                             |
| 15  | Avi McGary*           | OLB | 6-2  | 200 | Jr.   | Cincinnati, Ohio               | Lakota East                          |
| 16  | Willie Jones          | CB  | 6-2  | 190 | R-Fr. | Chicago, Ill.                  | Wendell Phillips Academy             |
| 17  | Tae'Shaun Johnson     | WR  | 5-11 | 190 | R-Fr. | Toledo, Ohio                   | Central Catholic                     |
| 17  | DJ Taylor             | ILB | 6-1  | 235 | Sr.*  | Belvidere, Tenn.               | Huntland/Wake Forest                 |
| 18  | Jalen Burton*         | CB  | 5-10 | 195 | So.   | Waukegan, Ill.                 | Carmel Catholic                      |
| 18  | Austin Osborne*       | WR  | 6-2  | 210 | Sr.   | Rancho Santa Margarita, Calif. | Mission Viejo/Washington             |
| 19  | Ta'ron Keith*         | RB  | 5-10 | 195 | So.   | DeLand, Fla.                   | Mainland                             |
| 19  | Darius Lorfils        | CB  | 6-2  | 175 | Fr.   | Germantown, Md.                | Northwest                            |
| 20  | Jalen Huskey          | CB  | 6-1  | 180 | Fr.   | Gaithersburg, Md.              | Quince Orchard                       |
| 20  | Jamal Johnson*        | RB  | 5-10 | 195 | So.   | Frankford, Ill.                | Lincoln-Way East                     |
| 21  | Marcus Sheppard**     | CB  | 5-11 | 190 | Jr.   | Novi, Mich.                    | Detroit Country Day                  |
| 22  | Joseph Sipp Jr.       | ILB | 6-0  | 215 | Fr.   | Tampa, Fla.                    | Hillsborough                         |
| 23  | Darren Anders***      | ILB | 6-0  | 230 | Sr.   | North Olmsted, Ohio            | North Olmsted                        |
| 23  | Ty Cook               | WR  | 6-1  | 165 | So.   | Pickerington, Ohio             | Pickerington North                   |
| 24  | Diego Neri*           | LB  | 6-2  | 230 | So.   | Cincinnati, Ohio               | Cincinnati Northwest                 |
| 24  | Braxton Todd          | RB  | 6-0  | 205 | Fr.   | Martinsburg, W.Va.             | Martinsburg                          |
| 25  | Jaylen Jennings       | RB  | 5-10 | 195 | Fr.   | Columbus, Ohio                 | Harvest Preparatory School           |
| 25  | Canaan Williams       | OLB | 6-2  | 205 | Fr.   | Waldorf, Md.                   | Rock Creek Christian Academy         |
| 26  | Davion Daniels**      | S   | 5-10 | 190 | Jr.   | Hubbard, Ohio                  | Hubbard                              |
| 26  | Trey Johnson          | RB  | 6-0  | 190 | Fr.   | Frankfort, Ill.                | Lincoln-Way East                     |
| 27  | Nic Kilbride          | WR  | 6-3  | 230 | So.   | Perrysburg, Ohio               | Perrysburg                           |
| 28  | Jaison Patterson*     | RB  | 6-0  | 220 | So.   | Jacksonville, Fla.             | Edward H. White                      |
| 30  | Cashius Howell        | OLB | 6-4  | 235 | R-Fr. | Kansas City, Mo.               | Rockhurst                            |
| 30  | PaSean Wimberly*      | RB  | 5-10 | 175 | Jr.   | Toledo, Ohio                   | Whitmer                              |
| 32  | Patrick Day**         | S   | 5-11 | 190 | Jr.   | Hilliard, Ohio                 | Bradley                              |
| 33  | Jordan Porter**       | DL  | 6-4  | 260 | Jr.   | Muskegon, Mich.                | Muskegon                             |
| 34  | Adrian Wilson*        | DL  | 6-5  | 260 | So.   | Tinley Park, Ill.              | Lincoln-Way East                     |
| 35  | Billie Roberts**      | DL  | 6-5  | 290 | So.   | Muskegon, Mich.                | Muskegon                             |
| 35  | Owen Rozanc           | PK  | 5-11 | 190 | Sr.*  | Sheffield Lake, Ohio           | Brookside/West Liberty               |
| 36  | Jordan Jackson        | RB  | 6-0  | 200 | Fr.   | Daytona, Fla.                  | Mainland/Army Prep                   |
| 37  | Victor Vazquez        | S   | 5-10 | 180 | R-Fr. | Miami, Fla.                    | Florida Christian                    |
| 38  | Dierre Kelly*         | DL  | 6-2  | 270 | So.   | Gary, Ind.                     | Merrillville                         |
| 39  | Markim McKinnie       | DB  | 5-11 | 175 | Fr.   | Akron, Ohio                    | Archbishop Hoban                     |
| 40  | Ethan Warner          | PK  | 5-9  | 165 | Fr.   | Bowling Green, Ohio            | Bowling Green                        |
| 41  | Justin Schiets        | ILB | 5-11 | 225 | Jr.   | Woodville, Ohio                | Toledo Central Catholic              |
| 42  | Dominic Konopka       | LS  | 6-0  | 225 | Fr.   | Sharon Center, Ohio            | Highland                             |
| 43  | Jack Sauder           | K   | 5-10 | 175 | So.   | Franklin, Tenn.                | Battleground Academy                 |
| 44  | Harold Fannin Jr.     | TE  | 6-4  | 230 | Fr.   | Canton, Ohio                   | McKinley                             |
| 45  | Rocco Hicks           | TE  | 6-4  | 250 | R-Fr. | Overland Park, Kan.            | Blue Valley West                     |
| 46  | James Miller**        | ILB | 6-1  | 220 | Jr.   | Gaylord, Mich.                 | Gaylord                              |
| 47  | George Carlson        | LS  | 6-1  | 215 | R-Fr. | Woodstock, Ill.                | Marian Central                       |
| 48  | Myles Bradley         | OLB | 6-0  | 220 | Fr.   | Mansfield, Ohio                | Mansfield                            |
| 50  | Alex Wollschlaeger*   | OT  | 6-7  | 290 | So.   | Aurora, Ill.                   | Oswego East                          |
| 51  | Cedric Dunbar II      | OT  | 6-5  | 325 | Jr.   | Natchez, Miss.                 | Cathedral/Jackson State              |
| 51  | Chris Williams        | ILB | 6-2  | 205 | So.   | Alpharetta, Ga.                | King's Ridge Christian               |
| 52  | Jeremiah Banks-Wall** | OT  | 6-5  | 280 | Jr.   | Chicago, Ill.                  | Montini Catholic                     |

| No. | Name                  | Pos. |
|-----|-----------------------|------|
| 98  | Alan Anaya            | K    |
| 23  | Darren Anders***      | ILB  |
| 0   | Jordan Anderson***    | S    |
| 3   | Chris Bacon           | QB   |
| 7   | Owen Bainbridge       | QB   |
| 52  | Jeremiah Banks-Wall** | OT   |
| 89  | Andrew Bench**        | TE   |
| 81  | Bryce Boyer           | TE   |
| 48  | Myles Bradley         | OLB  |
| 6   | Bryce Brand*          | OLB  |
| 0   | Tyrone Broden**       | WR   |
| 11  | Karl Brooks****       | DL   |
| 60  | Dontrez Brown**       | DL   |
| 12  | JB Brown**            | ILB  |
| 65  | Jake Burns            | OG   |
| 18  | Jalen Burton*         | CB   |
| 47  | George Carlson        | LS   |
| 23  | Ty Cook               | WR   |
| 85  | Cavon Croom**         | WR   |
| 26  | Davion Daniels**      | S    |
| 32  | Patrick Day**         | S    |
| 86  | Ian Drummond          | TE   |
| 51  | Cedric Dunbar II      | OT   |
| 8   | Jhaylin Embry*        | WR   |
| 44  | Harold Fannin Jr.     | TE   |
| 53  | Tunde Fatukasi        | OT   |
| 7   | Davon Ferguson*       | CB   |
| 79  | Darius Gaddy          | OT   |
| 10  | Levi Gazarek*         | TE   |
| 77  | Jalen Grant**         | OG   |
| 6   | Drew Gunther          | QB   |
| 56  | Walter Haire***       | DL   |
| 14  | Demetrius Hardamon*   | OLB  |
| 54  | Anthony Hawkins**     | DL   |
| 45  | Rocco Hicks           | TE   |
| 1   | Odieu Hiliare         | WR   |
| 83  | Jalen Holly           | WR   |
| 2   | Brock Horne**         | ILB  |
| 87  | Princeton Hoskins     | WR   |
| 30  | Cashius Howell        | OLB  |
| 20  | Jalen Huskey          | CB   |
| 36  | Jordan Jackson        | RB   |
| 25  | Jaylen Jennings       | RB   |
| 20  | Jamal Johnson*        | RB   |
| 17  | Tae'Shaun Johnson     | WR   |
| 26  | Trey Johnson          | RB   |
| 4   | Deshawn Jones Jr.*    | CB   |
| 16  | Willie Jones          | CB   |
| 54  | Delonus Kabir         | OG   |
| 19  | Ta'ron Keith*         | RB   |
| 38  | Dierre Kelly*         | DL   |
| 27  | Nic Kilbride          | WR   |
| 2   | Javonte Kinsey**      | TE   |
| 42  | Dominic Konopka       | LS   |
| 93  | Mason Lawler***       | P/PK |
| 11  | CJ Lewis              | WR   |
| 9   | Griffin Little        | TE   |
| 19  | Darius Lorfils        | CB   |
| 58  | Leiris Manzi          | OT   |
| 3   | Matt McDonald**       | QB   |
| 15  | Avi McGary*           | OLB  |
| 39  | Markim McKinnie       | DB   |
| 80  | Jaedyn McKinstry      | WR   |
| 90  | Davonte Miles         | DL   |
| 46  | James Miller**        | ILB  |
| 5   | Nick Mosley*          | RB   |
| 24  | Diego Neri*           | ILB  |
| 13  | Nick Niehoff          | WR   |
| 10  | Jordan Oladokun       | CB   |
| 12  | Camden Orth           | QB   |
| 18  | Austin Osborne*       | WR   |
| 91  | Nate Pabst            | DL   |
| 57  | Alex Padgett          | OT   |

| No. | Name              | Pos  | Ht   | Wt  | Yr    | Hometown            | High School/Previous School       |
|-----|-------------------|------|------|-----|-------|---------------------|-----------------------------------|
| 53  | Tunde Fatukasi    | OT   | 6-5  | 300 | So.   | Far Rockaway, N.Y.  | Erasmus Hall/Rutgers              |
| 53  | Kitione Tau       | DL   | 6-0  | 285 | Jr.   | Concord, Calif.     | Pittsburg/Lance CC                |
| 54  | Anthony Hawkins** | DL   | 6-2  | 290 | Jr.   | Mansfield, Ohio     | Mansfield Senior                  |
| 54  | Delonus Kabir     | OG   | 6-3  | 325 | So.   | Belle Glade, Fla.   | Pahokee/Florida A&M               |
| 55  | Jakari Robinson   | C    | 6-1  | 310 | Sr.*  | Talladega, Ala.     | Munford/Memphis                   |
| 56  | Walter Haire***   | DL   | 6-3  | 275 | Sr.*  | Indianapolis, Ind.  | North Central                     |
| 57  | Alex Padgett      | OT   | 6-6  | 315 | R-Fr. | Avon Lake, Ohio     | Avon Lake                         |
| 58  | Leiris Manzi      | OT   | 6-4  | 290 | So.   | Columbus, Ohio      | Westerville North/Hocking College |
| 60  | Dontrez Brown**   | DL   | 6-3  | 295 | Jr.   | Fremont, Ohio       | Fremont Ross                      |
| 64  | Bronson Warner    | OG   | 6-3  | 305 | Jr.   | Chaska, Minn.       | Eden Prairie/Abilene Christian    |
| 65  | Jake Burns        | OG   | 6-2  | 300 | So.   | Akron, Ohio         | Archbishop Hoban/Cincinnati       |
| 72  | Cade Zimmerly*    | C/OG | 6-1  | 295 | So.   | Perrysburg, Ohio    | Perrysburg                        |
| 76  | Kameren Stewart   | OT   | 6-6  | 285 | Jr.   | Irmo, S.C.          | Dutch Fork/Coastal Carolina       |
| 77  | Jalen Grant**     | OG   | 6-3  | 285 | Jr.   | Chicago Ill.        | Mount Carmel                      |
| 79  | Darius Gaddy      | OT   | 6-9  | 330 | R-Fr. | Atlanta, Ga.        | Meadowcreek/SW Ohio Prep          |
| 80  | Jaedyn McKinstry  | WR   | 6-5  | 210 | So.   | Fremont, Ohio       | St. John's Jesuit                 |
| 81  | Bryce Boyer       | TE   | 6-3  | 230 | So.   | Whitehouse, Ohio    | Anthony Wayne                     |
| 82  | Zach Russell      | TE   | 6-3  | 250 | R-Fr. | East Point, Ky.     | Johnson Central                   |
| 83  | Jalen Holly       | WR   | 6-0  | 190 | Fr.   | River Rouge, Mich.  | River Rouge                       |
| 85  | Cavon Croom**     | WR   | 6-0  | 195 | Sr.*  | Sandusky, Ohio      | Sandusky                          |
| 86  | Ian Drummond      | TE   | 6-4  | 240 | Jr.   | Lewis Center, Ohio  | Olentangy/Elon                    |
| 87  | Princeton Hoskins | WR   | 5-10 | 185 | So.   | Reynoldsburg, Ohio  | Reynoldsburg                      |
| 88  | Christian Sims*** | TE   | 6-4  | 240 | Sr.   | Norcross, Ga.       | Norcross                          |
| 89  | Andrew Bench**    | TE   | 6-3  | 250 | Jr.   | Elmore, Ohio        | Genoa                             |
| 90  | Davonte Miles     | DL   | 6-5  | 275 | Fr.   | River Rouge, Mich.  | River Rouge                       |
| 91  | Nate Pabst        | DL   | 6-5  | 275 | R-Fr. | Springdale, Ohio    | Archbishop Moeller                |
| 93  | Mason Lawler***   | P/PK | 6-3  | 220 | Sr.   | Avon, Ohio          | St. Edward                        |
| 98  | Alan Anaya        | K    | 5-6  | 180 | R-Fr. | Mexico City, Mexico | ITESM Queretaro                   |
| 99  | Ali Saad*         | DL   | 6-3  | 265 | So.   | Dearborn, Mich.     | Dearborn/Minnesota                |
| 99  | Sami Sir          | P    | 6-2  | 210 | Fr.   | Oak Park, Australia | Essendon Keilor College           |

| No. | Name                | Pos. |
|-----|---------------------|------|
| 28  | Jaison Patterson*   | RB   |
| 33  | Jordan Porter**     | DL   |
| 93  | Billie Roberts**    | DL   |
| 55  | Jakari Robinson     | C    |
| 14  | Jake Rogers***      | WR   |
| 13  | Charles Rosser*     | OLB  |
| 35  | Owen Rozanc         | PK   |
| 82  | Zach Russell        | TE   |
| 99  | Ali Saad*           | DL   |
| 43  | Jack Sauder         | K    |
| 41  | Justin Schiets      | ILB  |
| 21  | Marcus Sheppard**   | CB   |
| 8   | Trent Simms**       | S    |
| 88  | Christian Sims***   | TE   |
| 22  | Joseph Sipp Jr.     | ILB  |
| 99  | Sami Sir            | P    |
| 9   | Blaine Spires**     | OLB  |
| 76  | Kameren Stewart     | OT   |
| 53  | Kitione Tau         | DL   |
| 17  | DJ Taylor           | ILB  |
| 24  | Braxton Todd        | RB   |
| 37  | Victor Vazquez      | S    |
| 64  | Bronson Warner      | OG   |
| 40  | Ethan Warner        | PK   |
| 25  | Canaan Williams     | OLB  |
| 51  | Chris Williams      | ILB  |
| 34  | Adrian Wilson*      | DL   |
| 30  | PaSean Wimberly*    | RB   |
| 50  | Alex Wollschlaeger* | OT   |
| 72  | Cade Zimmerly*      | C/OG |

**Key:**

Yr\* = utilizing COVID year, \*\*\* beside name indicates letters won

**Coaching Staff:**

Scot Loeffler (head coach), Steve Morrison (associate head coach/inside linebackers), Eric Lewis (defensive coordinator/defensive backs), Greg Nosal (co-offensive coordinator/tight ends), Max Warner (co-offensive coordinator/quarterbacks), Alex Bayer (special teams coordinator), Chris Hedden (offensive line), Erik Campbell (passing game coordinator/wide receivers), Julian Campenni (defensive run coordinator/defensive line), Chris Hedden (offensive run game coordinator/offensive line), Sammy Lawanson (outside linebackers), Brian White (running backs), Kevin Tolbert (football strength and conditioning coach), Mitch Fair (graduate assistant/defense), Pat Fogarty (graduate assistant/offense), Grant Strock (graduate assistant/offense), Brady Thomas (graduate assistant/defense).

**PRONUNCIATION GUIDE**

**COACH PRONUNCIATION GUIDE**

|                 |            |
|-----------------|------------|
| Scot Loeffler   | LEFF-luhr  |
| Julian Campenni | cam-PENNY  |
| Sammy Lawanson  | La-WON-son |
| Greg Nosal      | NO-sail    |

**PLAYER PRONUNCIATION GUIDE**

|                |                           |
|----------------|---------------------------|
| Alan Anaya     | A-NYE-AH                  |
| Cavon Croom    | KUH-von                   |
| Jhaylin Embry  | JAY-linn                  |
| Tunde Fatukasi | tune-day, faa-too-KAH-see |
| Davon Ferguson | Day-Von                   |
| Levi Gazarek   | guh-ZAIR-eck              |
| Odieu Hiliare  | Oh-Do Hill-Air            |
| Delonus Kabir  | De-LAWN-us KAH-beer       |

|                  |                     |
|------------------|---------------------|
| Ta'ron Keith     | Tah-Ron             |
| Dierre Kelly     | Dee-Air             |
| Javonte Kinsey   | juh-VON-tay         |
| Darius Lorfils   | Lore-Fills          |
| Avi McGary       | AY-vee              |
| Diego Neri       | Near-ee             |
| Nick Niehoff     | KNEE-hoff           |
| Jordan Oladokun  | Oh-LAH-Doe-KUN      |
| Jaison Patterson | Jye-Son             |
| Owen Rozanc      | Row-Zank            |
| Ali Saad         | ollie sod           |
| Kitione Tau      | Key-tee-own-ee, Tau |
| PaSean Wimberly  | PAY-shawn           |

**OFFENSE (Multiple)**

| Pos    | No           | Name                | Ht   | Wt  | Yr    |
|--------|--------------|---------------------|------|-----|-------|
| WR (X) | 0            | Tyrone Broden       | 6-7  | 210 | Jr.   |
|        | <b>or</b> 11 | CJ Lewis            | 6-3  | 215 | Sr.   |
|        | 85           | Cavon Croom         | 6-0  | 195 | Sr.   |
| LT     | 53           | Tunde Fatukasi      | 6-5  | 300 | So.   |
|        | 52           | Jeremiah Banks-Wall | 6-5  | 280 | Jr.   |
|        | <b>or</b> 76 | Kameren Stewart     | 6-6  | 285 | Jr.   |
| LG     | 77           | Jalen Grant         | 6-3  | 285 | Jr.   |
|        | 57           | Alex Padgett        | 6-6  | 315 | R-Fr. |
| C      | 55           | Jakari Robinson     | 6-1  | 310 | Sr.   |
|        | 54           | Delonus Kabir       | 6-3  | 325 | So.   |
| RG     | 64           | Bronson Warner      | 6-3  | 305 | So.   |
|        | 72           | Cade Zimmerly       | 6-1  | 295 | So.   |
| RT     | 50           | Alex Wollschlaeger  | 6-7  | 290 | So.   |
|        | 51           | Cedric Dunbar II    | 6-5  | 325 | Jr.   |
| TE (A) | 88           | Christian Sims      | 6-4  | 240 | Sr.   |
|        | 44           | Harold Fannin Jr.   | 6-4  | 230 | Fr.   |
|        | <b>or</b> 9  | Griffin Little      | 6-4  | 240 | So.   |
| QB     | 3            | Matt McDonald       | 6-3  | 210 | Sr.   |
|        | 12           | Camden Orth         | 6-3  | 230 | Jr.   |
|        | 6            | Drew Gunther        | 6-3  | 215 | Jr.   |
| TB     | 20           | Jamal Johnson       | 5-10 | 195 | So.   |
|        | <b>or</b> 19 | Ta'ron Keith        | 5-10 | 195 | So.   |
|        | 28           | Jaison Patterson    | 6-0  | 220 | So.   |
|        | <b>or</b> 5  | Nick Mosley         | 5-10 | 200 | So.   |
| TE (Y) | 10           | Levi Gazarek        | 6-5  | 250 | So.   |
|        | 89           | Andrew Bench        | 6-3  | 250 | Jr.   |
| WR (Z) | 1            | Odieu Hiliare       | 6-0  | 180 | Sr.   |
|        | 18           | Austin Osborne      | 6-2  | 205 | Jr.   |
|        | <b>or</b> 85 | Cavon Croom         | 6-0  | 195 | Sr.   |
|        | 8            | Jhaylin Embry       | 6-0  | 180 | So.   |

**DEFENSE (Multiple)**

| Pos | No           | Name               | Ht   | Wt  | Yr    |
|-----|--------------|--------------------|------|-----|-------|
| DT  | 56           | Walter Haire       | 6-3  | 275 | Sr.   |
|     | 60           | Dontrez Brown      | 6-3  | 295 | Jr.   |
| NG  | 54           | Anthony Hawkins    | 6-2  | 290 | Jr.   |
|     | 93           | Billie Roberts     | 6-5  | 290 | So.   |
| DE  | 11           | Karl Brooks        | 6-4  | 300 | Sr.   |
|     | 33           | Jordan Porter      | 6-4  | 260 | Jr.   |
| RLB | 6            | Bryce Brand        | 6-0  | 250 | Sr.   |
|     | 14           | Demetrius Hardamon | 6-4  | 235 | Sr.   |
|     | <b>or</b> 30 | Cashius Howell     | 6-4  | 235 | R-Fr. |
| WLB | 23           | Darren Anders      | 6-0  | 230 | Jr.   |
|     | 12           | JB Brown           | 6-2  | 230 | Jr.   |
| MLB | 2            | Brock Horne        | 6-1  | 235 | Jr.   |
|     | <b>or</b> 17 | DJ Taylor          | 6-1  | 235 | Sr.   |
|     | 24           | Diego Neri         | 6-2  | 235 | So.   |
| SLB | 9            | Blaine Spires      | 6-2  | 240 | Jr.   |
|     | 13           | Charles Rosser     | 6-3  | 220 | So.   |
| LC  | 4            | Deshawn Jones Jr.  | 5-11 | 180 | So.   |
|     | 18           | Jalen Burton       | 5-10 | 190 | Fr.   |
| BS  | 3            | Chris Bacon        | 6-1  | 195 | Sr.   |
|     | 8            | Trent Simms        | 6-0  | 205 | So.   |
| FS  | 0            | Jordan Anderson    | 5-10 | 200 | Sr.   |
|     | 32           | Patrick Day        | 5-11 | 190 | Jr.   |
| RC  | 7            | Davon Ferguson     | 5-10 | 190 | Sr.   |
|     | 10           | Jordan Oladukon    | 6-0  | 185 | So.   |

**SPECIAL TEAMS**

|      |              |                 |      |     |       |
|------|--------------|-----------------|------|-----|-------|
| P    | 99           | Sami Sir        | 6-2  | 210 | Fr.   |
|      | 93           | Mason Lawler    | 6-3  | 220 | Sr.   |
| PK   | 93           | Mason Lawler    | 6-3  | 220 | Sr.   |
|      | <b>or</b> 35 | Owen Rozanc     | 5-11 | 190 | Sr.   |
| KO   | 93           | Mason Lawler    | 6-3  | 220 | Sr.   |
|      | 35           | Owen Rozanc     | 5-11 | 190 | Sr.   |
| Hold | 43           | Jack Sauder     | 5-10 | 175 | So.   |
|      | 99           | Sami Sir        | 6-2  | 210 | Fr.   |
| LS   | 47           | George Carlson  | 6-1  | 215 | R-Fr. |
|      | <b>or</b> 42 | Dominic Konopka | 6-0  | 225 | Fr.   |
| PR   | 8            | Jhaylin Embry   | 6-0  | 180 | So.   |
|      | <b>or</b> 7  | Davon Ferguson  | 5-10 | 190 | Sr.   |
| KOR  | 19           | Ta'ron Keith    | 5-10 | 195 | So.   |
|      | 7            | Davon Ferguson  | 5-10 | 190 | Sr.   |



**collegepressbox**  
SINCE 2005 EVERYTHING BUT THE PREGAME MEAL

**2023**

**NATIONAL CHAMPIONSHIP**

**131 Teams**

**10 Conferences**

**42 Bowls**

**25 Awards**

**collegepressbox** is the official  
media website for Division I football

Access and download game notes, quotes, statistics, media guides,  
headshots, logos and more for all FBS schools, conferences,  
postseason games, awards and the College Football Playoff

**For access, please register for an account at:  
[collegepressbox.com/register](https://collegepressbox.com/register)**

 [collegepressbox](https://collegepressbox.com)

 [collegepressboxvideo](https://collegepressboxvideo.com)