

BUFFALO BULLS



#UBhornsUP | #PoundTheRock | H.A.R.D.

BUFFALO QUICK FACTS

Location _____ Buffalo, NY
Enrollment _____ 31,500
Year Founded _____ 1846
Nickname _____ Bulls
Conference _____ Mid-American (East)
Stadium/Capacity _____ UB Stadium (30,270)
Year Opened _____ 1993
Playing Surface _____ Artificial (A-Turf Titan)
President _____ Satish K. Tripathi
Athletic Director _____ Mark Alnutt
Head Coach _____ Maurice Linguist
Alma Mater _____ Baylor, '06
Record at UB _____ 10-14 (second year)
Overall Record _____ Same
Versus Opponent _____ 0-0
Record _____ 6-6 overall, 5-3 MAC
Offensive/Defensive Sets _____ Multiple/4-2-5
Website _____ www.ubbulls.com

BULLS ON THE AIR

RADIO _____ Buffalo (1520)/Rochester (1280)

Paul Peck _____ play-by-play
Scott Wilson _____ analysis
Brad Riter _____ game host
Bob Gaughan _____ postgame host

TELEVISION _____ ESPN

Drew Carter _____ play-by-play
Aaron Murray _____ analysis
Lauren Sisler _____ sidelines

ATHLETIC COMMUNICATIONS

FB Contact _____ Jon Fuller
Office Phone _____ 716-645-6762
Cell Phone _____ 716-359-2728
Email _____ jfuller3@buffalo.edu
Press box _____ 716-645-6837



BUFFALO
(6-6, 4-4 MAC)

GAME 13

Date: Dec. 27, 2022
Time: 12:00 pm EST
Stadium: Cramton Bowl
TV: ESPN
Radio: ESPN 1520
Series: First Meeting



GEORGIA SOUTHERN
(6-6, 3-5 SUN BELT)

STORYLINES

- This is the first ever meeting between Buffalo and Georgia Southern.
- Buffalo is looking for its third straight bowl win. The Bulls defeated Charlotte in the 2019 Bahamas Bowl and Marshall in the 2020 Camellia Bowl.
- The Bulls are looking to become just the second program in Camellia Bowl history to win the game twice. Appalachian State won the bowl in 2015 and 2016.
- Linebacker **Shaun Dolac** leads the nation in solo tackles with 90, 14 more than any other player. His 90 solo stops are a single-season school record.
- Quarterback **Cole Snyder** is 235 yards shy of becoming just the third quarterback in program history to throw for 3,000 yards in a season. He'd join Drew Willy (3,304 yards in 2008) and Tyree Jackson (3,131 yards in 2018).
- **Shaun Dolac** and **James Patterson** both rank in the top 20 in the nation in tackles. Dolac ranks fourth with 11.2 tackles per game while Patterson ranks 20th with 9.3 tackles per game.
- Kicker **Alex McNulty** is two field goals shy of the program record for career field goals. Adam Mitcheson (2015-18) holds the record with 48.
- 16 players on Buffalo's current roster played in the 2020 Camellia Bowl, including linebacker **James Patterson**, defensive end **Max Michel**, defensive tackle **George Wolo**, wide receiver **Jo-vany Ruiz-Navarro** and kicker **Alex McNulty** who all started in the 2020 game.
- UB defensive coordinator Brandon Bailey is a 2016 graduate of Georgia Southern and is a native of Statesboro, GA.
- Defensive tackle **Jaylon Bass** is a native of Ashland, AL - 76 miles from Montgomery.

2022 SCHEDULE & RESULTS

Date	Opponent	Time	Site	TV	Result
9.3	at Maryland	12:00 pm	College Park, MD	BTN	L, 31-10
9.10	HOLY CROSS	6:00 pm	UB Stadium	ESPN+	L, 37-31
9.17	at Coastal Carolina	1:00 pm	Conway, SC	ESPN+	L, 38-26
9.24	at Eastern Michigan*	12:00 pm	Ypsilanti, MI	CBSSN	W, 50-31
10.1	MIAMI (OH)*	3:30 pm	UB Stadium	ESPN+	W, 24-20
10.8	at Bowling Green*	12:00 pm	Bowling Green, OH	ESPN+	W, 38-7
10.15	at Massachusetts	1:00 pm	Amherst, MA	ESPN3	W, 34-7
10.22	TOLEDO*	1:00 pm	UB Stadium	ESPN+	W, 34-27
11.1	at Ohio*	7:30 pm	Athens, OH	ESPN2	L, 45-24
11.9	at Central Michigan*	7:00 pm	Mount Pleasant, MI	ESPN2	L, 31-27
11.26	KENT STATE*	1:00 pm	UB Stadium	ESPN+	L, 30-27 OT
12.2	AKRON*	1:00 pm	UB Stadium	ESPN+	W, 23-22
12.27	vs. Georgia Southern	12:00 pm	Cramton Bowl	ESPN	



41

For the past seven seasons, the number 41 jersey has been worn by a different player each game to honor the legacy of former Bull Solomon Jackson who passed away in 2016.

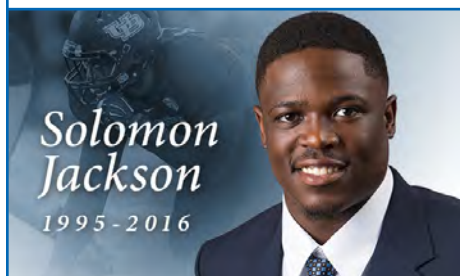
In 2016 and 2017, players were chosen by the coaching staff to wear "41" for the entire year. Cornerback Boise Ross wore it for the 2016 season, while linebacker Jarrett Franklin wore it in 2017.

This is the fifth season the coaching staff with rotate #41 on a weekly basis. It is announced the night before each game.

Solomon Jackson passed away unexpectedly following an offseason workout on February 29, 2016. Jackson, respected and beloved by his teammates, played both linebacker and defensive end over his career. The slogan ALL41 is a prominent fixture throughout the Murchie Family Football Center to honor his legacy.

Players who wore #41

9/3	_ at Maryland	Logic Hudgens
9/10	_ Holy Cross	C.J. Bazile
9/17	_ at Coastal Carolina	Caleb Tate
9/24	_ at Eastern Michigan	Marlyn Johnson
10/1	_ Miami (OH)	James Patterson
10/8	_ at Bowling Green	Mike Washington
10/15	_ at Massachusetts	Justin Marshall
10/22	_ Toledo	Isaiah King
11/1	_ at Ohio	Marcus Fuqua
11/9	_ at Central Michigan	Jaylon Bass
11/26	_ Kent State	Shaun Dolac
12/2	_ Akron	Mike Washington



INJURY POLICY

Injury reports/updates come only from the head football coach. The Athletic Communications Office does not provide any injury information, except in situations in which the head coach has already confirmed that a student-athlete will be out of action for an extended period of time.

Bulls to Face Georgia Southern in the 2022 Camellia Bowl

The University at Buffalo football team will play Georgia Southern in the 2022 Camellia Bowl on Dec. 27 in Montgomery, AL.

Buffalo is 6-6 overall and 5-3 in the MAC and is coming off a 23-22 win over Akron on Dec. 2. **Quian Williams** caught the game-winning touchdown with just 1:15 left to help the Bulls become bowl eligible.

Georgia Southern finished the regular season 6-6 overall and 3-5 in the Sun Belt Conference. The Eagles are led by quarterback Kyle Vantrease who has thrown for 3,901 yards, 25 touchdowns and 15 interceptions on the season.

This will be the first meeting between the schools.

Bowling Bulls

When the Bulls take the field against Georgia Southern in the Camellia Bowl they will be playing in their sixth bowl game in program history and fourth in the last five years.

Buffalo's Bowl History

Bowl	Opponent	Result
2008 International	UConn	L, 38-20
2013 Potato	SD State	L, 49-24
2018 Dollar General	Troy	L, 42-32
2019 Bahamas	Charlotte	W, 31-9
2020 Camellia	Marshall	W, 17-10

Seven Bulls Named All-MAC

Seven Bulls were named to the 2022 All-MAC team, the league announced on Nov. 30.

Linebacker **Shaun Dolac**, safety **Marcus Fuqua** and kicker **Alex McNulty** were named to the first team.

Linebacker **James Patterson** was named to the second team.

Wide receiver **Quian Williams** and offensive linemen **Desmond Bessent** and **Gabe Wallace** were named to the third team.

Bulls vs. the Sun Belt

The Camellia Bowl will mark just the fourth time in program history Buffalo will face a team from the Sun Belt Conference.

The Bulls lost at Coastal Carolina, 38-26, earlier this season and dropped a home contest to the Chanticleers, 28-25, a season ago. UB lost to Troy, 42-

32, in the 2018 Dollar General Bowl.

Fuqua Named All-American

Safety **Marcus Fuqua** was named to the Associated Press All-America Third Team. An All-MAC First Team selection, Fuqua is having a breakout season for the Bulls. He has seven interceptions on the year which is tops in the nation. His seven interceptions are also the most by a UB player in the program's FBS era. He has added 60 tackles, five pass breakups and two fumble recoveries.

Following his three-interception performance against Toledo, he was named the Bronko Nagurski National Player of the Week.

Fuqua is just the third UB player to be named an AP All-American in the Bulls' FBS era. Linebacker Khalil Mack (2013) and running back Jaret Patterson (2020) were both named to the second team.

Dolac Dominance

Junior linebacker **Shaun Dolac** has put on a tackling clinic this season. He leads the MAC and ranks fourth in the nation in tackles per game, averaging 11.2. He leads the nation in solo tackles with 90 which is a single-season program record.

Against Bowling Green, all of his 14 tackles were solo and in the previous game against Miami (OH), 12 of his 14 tackles were solo. He currently leads the nation in solo tackles with 90 and leads the MAC in total tackles with 134.

Originally a walk-on, Dolac entered the starting lineup late last season. In his 14 total games as a starter, he has averaged 11 tackles per game and totaled 16.5 tackles for loss.

Dolac was named a semifinalist for the Burlsworth Trophy, an award given annually to the best player in the country who started his career as a walk-on.

Solid Debut Season for Snyder

Quarterback **Cole Snyder** has settled in nicely in his first season as the Bulls' starting quarterback since transferring from Rutgers in the offseason.

The junior signal-caller has thrown for 2,765 yards and 17 touchdowns on the season and is ascending the school's single-season record book.



2022 QUICKIE STATS

Buffalo's record is:

When leading at the half	4-4
When trailing at the half	2-2
When tied at the half	0-0
When leading after three quarters	4-2
When trailing after three quarters	2-2
When tied after three quarters	0-2
When scoring first	4-3
When opponent scores first	2-3
When running more plays than opp.	3-5
When opponent runs more plays	2-1
When running the same number of plays	1-0
When committing more turnovers	2-1
When committing less turnovers	4-1
When turnovers are even	0-4
When committing at least 2 turnovers	3-2
When committing less than 2 turnovers	3-4
When winning time of possession	4-4
When opponent wins time of possession	2-2
When time of possession is even	0-0
When running 70 or more off. plays	4-5
When running less than 70 off. plays	2-1
Rushing for 200 yards or more	3-1
Rushing for less than 200 yards	3-5
When passing for 200 yards or more	4-3
When passing for less than 200 yards	2-2
When passing % is over 55%	3-4
When passing % is less than 55%	3-2
When third down conversion is over 40%	1-4
When third down conversion is less than 40%	5-2
Gaining more total yards than opponent	3-1
Gaining less total yards than opponent	3-5
Playing at home	3-2
Playing on the road	3-4
Playing at a neutral site	0-0
Playing on natural grass	0-0
Playing on artificial surface	6-6



**MID-AMERICAN
CONFERENCE**

collegepressbox

collegepressbox.com is the official media website for MAC football. Access and download weekly game notes, quotes, statistics, media guides, headshots, logos and more for the conference and each of its member schools. Login information will be distributed to accredited media or you can apply for a password by sending an e-mail to password@collegepressbox.com.

His 2,765 passing yards rank sixth in program history for a single season and he ranks fourth in completions with 250 and third in attempts with 423. In addition, his 2,905 yards of total offense rank fifth in program history for a single season.

Snyder threw for a season-high 305 yards and three touchdowns against Holy Cross, becoming the first UB quarterback to throw for 300 yards since Kyle Vantrease threw for 365 yards against Ball State in the 2020 MAC Championship game.

He has thrown for a three touchdowns in a game three times this season, becoming the first UB quarterback to do that since Tyree Jackson threw three or more TDs in a game five times in 2018.

McNulty Named MAC Special Teams Player of the Year

Alex McNulty is having the finest season of any kicker in program history and was rewarded by being named the MAC Special Teams Player of the Year - the first by a UB player. Also a semi-finalist for the Lou Groza Award, his MAC-best 21 field goals are the most in program history for a single season.

Against Coastal Carolina, he was a perfect 4-of-4 on field goal attempts, becoming the first UB kicker since A.J. Principe in 2007 to make four field goals in a game.

McNulty kicked a 54-yard field goal at Central Michigan. It was his fourth career 50-yarder. He also kicked a 52-yarder earlier this season against Holy Cross, a 50-yard field against Bowling Green last season, and a school-record 55-yarder against Northern Illinois last year as well.

He is the first Buffalo kicker in its FBS era (since 1999) to make four 50-yard field goals in a career. Gerald Carlson made four 50-yarders in the mid-90s when the Bulls were an FCS program.

McNulty currently ranks second in program history in career field goals (46) and first in extra points (161) and career points scored by a kicker (299).

Been There, Done That

This is the second time in three years the Bulls are playing in the Camellia Bowl and a number of UB players are once again playing in the bowl they won in 2020.

16 players on the current Buffalo roster played in the game in 2020, including five who were in the starting lineup.

The five current players who started in the 2020 Camellia Bowl are linebacker **James Patterson**, defensive end **Max Michel**, defensive tackle **George Wolo**, wide receiver **Jovany Ruiz-No-varro** and kicker **Alex McNulty**.

11 other players on the current roster saw action in 2020, including **Marcus**

2022 MID-AMERICAN CONFERENCE STANDINGS

East Division

Team	MAC		Overall		Points		Strk
	W	L	W	L	PF	PA	
Ohio	7	1	9	4	418	369	L1
Buffalo	3	3	6	6	348	326	W1
Bowling Green	5	3	6	6	286	399	W1
Miami	4	4	6	6	243	270	W2
Kent State	4	4	5	7	341	348	W1
Akron	1	6	2	9	239	379	W1

West Division

Team	MAC		Overall		Points		Strk
	W	L	W	L	PF	PA	
Toledo	5	3	8	5	417	335	W1
Eastern Michigan	5	3	8	4	346	343	W3
Western Michigan	4	4	5	7	228	289	W2
Ball State	3	5	5	7	279	323	L3
Central Michigan	3	5	4	8	297	338	L2
Northern Illinois	2	6	3	9	327	393	L2



MEDIA AVAILABILITY					
Monday (5 days out)	Tuesday (4 days out)	Wednesday (3 days out)	Thursday (2 days out)	Friday (1 day out)	Saturday (game day)
Coach Linguist available by appointment only.	Weekly Football Media Press Conference Murchie Family Fieldhouse 12:00 pm	Coach Linguist and players available after practice (11:00 am)	Coach Linguist and players available after practice (11:00 am)	Coach Linguist available by appointment only. No player availability.	Postgame interviews only.

Fuqua, Caleb Tate, Ron Cook, Jalen McNair, Evan Davis, Shaun Dolac, Kyler Laing, Jake Zimmer, Dom Polizzi, Gabe Wallace and Caelan Shepard.

Fresh Kicks

Three games into the season, the Bulls turned to true freshman walk-on punter **Anthony Venneri** and the youngster as been quite impressive.

The Hamilton, Ontario native ranks third in the MAC in punting, averaging 42.6 yards per punt. He has 10 punts over 50 yards with a season long of 64 and has had nine punts downed inside the 20-yard line.

His 42.6-yard-per-punt average is a single-season school record. The previous record of 41.7 was set by Evan Finegan in 2018.

Big Game James

Back for a fifth season, linebacker **James Patterson** continues to cement himself as one of the best linebackers in program history.

He is just the fifth player in program history to amass 400 tackles, currently ranking fourth with 409. He has 82 more tackles than all-time great Khalil Mack.

A team captain since his sophomore season, Patterson was named All-MAC First Team in 2020 and 2021 and to the second team this year. He has made 55 career starts, the most starts by any player in program history. James O'Hagan (2015-18) and Peter Bittner (2007-10) are the only other players to start 50 games at UB.

Mike Check

Though only a redshirt freshman, running back **Mike Washington** leads the team in rushing with 606 yards and seven touchdowns.

He had his best game of the season at Bowling Green, rushing for 155 yards and two touchdowns. His day included a 92-yard touchdown run which tied James Starks for the second longest run in program history.

He has become a reliable receiving option as well. In the regular-season finale against Akron, Washington had a career-high eight catches.

Moving the Chains

Buffalo has run more plays than its opponents in eight of the 12 games this season. Against Central Michigan, the Bulls ran 89 plays to the Chippewas' 53 plays (+36). UB ran 40 more plays than Coastal Carolina (93-53) and against Eastern Michigan, UB ran 84 plays to the Eagles' 50 (+34).

In addition, the Bulls have controlled the clock for most of the season. In their recent games against Central Michigan and Kent State, they have held the ball for over 16 minutes longer than their opponent in each game. All told, Buffalo has won the time of possession battle in eight of its 12 games.

The Bulls lead the MAC in time of possession (33:14).

Long Way Home

Buffalo has taken the long way to the endzone in all but one game this season.

The Bulls offense has scored 38 touchdowns on the season and 23 drives have been 69 yards or longer. UB has had touchdown drives of 99, 92, 91, 90, 85, 84, 82, 81, 80, 80, 76, 75, 75, 75, 75, 75, 75, 74, 71, 71, 70, 70 and 69 yards.

Give Me That!

Buffalo forced six turnovers against Toledo - the most by a UB team in its FBS era. The previous record was five set against Central Michigan (2019), Western Michigan (2012), Bowling Green (2010) and Kent State (2006). The Bulls' four interceptions tied an FBS era record as well. UB previously had four interceptions against Central Michigan (2018), Ohio (2015) and Western Michigan (2012).

Buffalo has forced 24 turnovers on the year, 12 more than they forced all of last season. The Bulls rank second in the MAC and 11th in the nation with a +9 turnover margin. The program record for turnovers forced in a season is 32 set back in the 2008 season.

TDefense

The defense has been taking matters into their own hands in recent weeks as the Bulls have scored a defensive touchdown in three of the last six games.

James Patterson had a 97-yard fumble recovery for a touchdown at Bowling Green, **Jahmin Muse** had a 72-yard fumble recovery against Toledo and Keyshawn Cobb had a 26-yard pick six at Ohio.



Big Play Bulls

The Bulls have had a number of different players make big plays on offense this season. Six different Bulls have registered a play of 40 yards or longer. Wide receiver **Justin Marshall** has a 69 and 49-yard TD catch and fellow wideout **Quian Williams** has a pair of 59-yard touchdown receptions. On the ground, **Mike Washington** has a 92-yard TD run, **Al-Jay Henderson** has an 84-yard touchdown run and **Ron Cook** has a 49-yard run.

Fuqua Named Bronko Nagurski National Player of the Week

Safety **Marcus Fuqua** was named the Bronko Nagurski National Defensive Player of the Week following his standout performance against Toledo. He's the first UB player to ever earn the honor. The junior had a career-high three interceptions against the Rockets to become just the fourth UB player to record three interceptions in a game. The last UB player with three picks was Cortney Lester against Western Michigan in 2012. Steven Nappo had three interceptions against Frostburg State in 1986 and Pete Rao had a school-record four interceptions in a game against Cortland State in 1953.

Fuqua leads the MAC and is seventh in the nation with five interceptions. He was named the MAC East Defensive Player of the Week for the second time this season following his performance against Toledo.

Dynamic Duo

The Bulls feature two of the best wide receivers in the Mid-American Conference in **Quian Williams** and **Justin Marshall**. Williams has 56 receptions for 643 yards and five touchdowns. Marshall has 53 receptions for 710 yards and eight touchdowns.

Williams and Marshall each had eight catches against Coastal Carolina, marking the first time since 2015, two UB players had eight or more receptions in the same game. Matt Weiser, Marcus McGill and Ron Willoughby each had eight catches against Bowling Green on Oct. 3, 2015.

Against Holy Cross, both players (Williams 105/Marshall 116) went over 100 yards receiving in the same game for the first time since Antonio Nunn

(182) and Trevor Wilson (118) each had 100-yard games against Ball State in the 2020 MAC Championship Game.

Let Ron Cook

Running back **Ron Cook** seems to be getting stronger as the season progresses. The senior back has enjoyed two of his best career games over the last three outings.

In the Bulls last game against Central Michigan, Cook rushed for 100 yards and a touchdown and added a 39-yard reception.

He was named to the Paul Hornung Award Honor Roll following his performance against Toledo. Cook touched the ball 25 times three different ways for 233 all-purpose yards and the winning score in the Bulls' 34-27 comeback-from-behind home win over conference foe Toledo. Cook carried the ball 18 times for 118 yards, including a 30-yard touchdown run mid-fourth quarter. He caught three passes for 40 yards, accounted for nine first downs from scrimmage and returned four kickoffs.

Cook has rushed for 600 yards on the season and has scored four touchdowns. He is also fourth on the team in receiving with 16 catches for 207 yards.

Linebacker U

UB has had a number of standout linebackers in recent years, most notably Khalil Mack who was an All-American and now an NFL All-Pro.

This year both **Shaun Dolac** and **James Patterson** were named All-MAC, extending UB's streak to 12 straight seasons the Bulls have had a linebacker named All-MAC. Patterson was named to the first team in 2020 and 2021.

Rounding out the list are Kadofi Wright (2019), Khalil Hodge (2018, 2017, 2016), Brandon Berry (2015), Okezie Alozie (2015), Lee Skinner (2014), Adam Redden (2014) and Khalil Mack (2013, 2012, 2011).

International Flavor

The Bulls have three international players on this year's roster.

Buffalo has two players who hail from Canada, including **Gabe Wallace** (BC) and **Anthony Venneri** (Ontario). In addition, the Bulls have a player from Germany, **Fabian Weitz**.

2022 KEY NUMBERS

Third Down Efficiency

Opponent	Third Downs	Pct.	Result
at Maryland	5-for-16	31.2	L
Holy Cross	6-for-12	50.0	L
at Coastal	8-for-20	40.0	L
at E. Michigan	5-for-14	35.7	W
Miami	4-for-14	28.6	W
at BGSU	5-of-14	35.7	W
at UMass	8-of-15	53.3	W
Toledo	5-of-16	31.2	W
at Ohio	8-of-19	42.1	L
at C. Michigan	9-of-20	45.0	L
Kent State	6-of-18	33.3	L
Akron	2-of-15	13.3	W

Time of Possession

Opponent	Buffalo	Opp.	Diff.
at Maryland	32:37	27:07	+5:30
Holy Cross	27:56	32:04	-4:08
at Coastal	39:06	20:54	+18:12
at E. Michigan	38:37	21:23	+17:14
Miami	27:58	32:02	-4:04
at BGSU	32:47	27:13	+5:32
at UMass	32:40	27:20	+5:20
Toledo	27:03	32:57	-5:54
at Ohio	29:46	30:14	-0:28
at C. Michigan	38:27	21:33	+16:54
Kent State	38:03	21:57	+16:06
Akron	29:47	29:45	+0:02

Number of Plays

Opponent	Buffalo	Opp.	Diff.
at Maryland	73	61	+12
Holy Cross	65	67	-2
at Coastal	93	53	+40
at E. Michigan	84	50	+34
Miami	69	64	+5
at BGSU	72	72	-
at UMass	69	60	+9
Toledo	77	86	-9
at Ohio	77	64	+13
at C. Michigan	89	53	+36
Kent State	83	79	+4
Akron	70	72	-2

Turnover Breakdown

Opponent	Buffalo	Opp.	Diff.
at Maryland	0	1	+1
Holy Cross	0	0	-
at Coastal	4	4	-
at E. Michigan	0	1	+1
Miami	2	1	+1
at BGSU	1	4	+3
at UMass	2	0	-2
Toledo	1	6	+5
at Ohio	3	2	-1
at C. Michigan	1	1	-
Kent State	1	1	-
Akron	2	3	+1



2022 BUFFALO BULLS FOOTBALL

DEPTH CHART VS. GEORGIA SOUTHERN

OFFENSE			
WR	1	JUSTIN MARSHALL	6-3, 210, Gr.
	5	Boobie Curry -or-	6-2, 205, Gr.
	17	Nik McMillan	6-1, 180, Fr.
LT	74	ISAIAH WRIGHT	6-4, 300, So.
	77	Caelan Shepard	6-6, 315, Jr.
LG	69	GABE WALLACE	6-6, 337, Sr.
	66	Dom Polizzi	6-1, 284, Jr.
C	65	NICK HARTNETT	6-3, 295, Sr.
	66	Dom Polizzi	6-1, 284, Jr.
RG	78	TYLER DOTY	6-5, 320, So.
	65	Nick Hartnett	6-3, 295, Sr.
RT	75	DESMOND BESSANT	6-7, 305, Gr.
	72	Will Swope	6-6, 300, Gr.
TE	21	ROBBIE MANGAS	6-4, 260, Gr.
	85	Ray Embry	6-3, 242, Sr.
QB	15	COLE SNYDER	6-2, 208, Jr.
	4	Mike DePillo	6-6, 215, Fr.
RB	27	MIKE WASHINGTON	6-2, 215, R-Fr.
	22	Al-Jay Henderson -or-	6-0, 197, R-Fr.
	25	Tajay Ahmed	6-1, 192, Sr.
WR	3	QUIAN WILLIAMS	6-0, 193, Gr.
	12	Cole Harrity	6-0, 205, Jr.
WR	84	MARLYN JOHNSON	6-4, 200, Jr.
	8	Jovany Ruiz-Novarro	6-0, 197, R-5th

DEFENSE			
DE	38	DAMIAN JACKSON	6-2, 263, Gr.
	13	Kameron Olds	6-4, 245, Fr.
DT	95	DAYMOND WILLIAMS	6-3, 283, Sr.
	90	George Wolo	6-0, 272, Jr.
DT	0	JAYLON BASS	6-3, 295, Jr.
	98	Daishon Folsom	6-2, 277, Jr.
DE	53	C.J. BAZILE	6-3, 250, Jr.
	6	Max Michel	6-2, 228, Sr.
LB	8	JAMES PATTERSON	6-0, 230, 5th
	33	Caleb Tate	6-0, 210, Jr.
LB	52	SHAUN DOLAC	6-1, 220, Jr.
	30	Willie Hampton	6-1, 220, Gr.
NICK	28	JALEN MCNAIR	5-9, 195, R-So.
	7	Solomon Brown	5-11, 195, Jr.
CB	21	DEMARCO CUFFEY	6-1, 179, R-Fr.
	29	Blake Hiligh	6-0, 175, Fr.
S	23	DEVIN GRANT	6-4, 190, Fr.
	19	Jonathan Capo	6-0, 190, Fr.
S	10	MARCUS FUQUA	6-0, 195, Jr.
	39	Dylan Powell	6-3, 212, Gr.
CB	5	CALEB OFFORD	6-1, 192, Jr.
	9	Clevester Hines	6-2, 185, Jr.

SPECIAL TEAMS			
K	16	ALEX McNULTY	6-1, 230, Sr.
	14	Jackson Baltar	5-11, 180, Sr.
P	94	ANTHONY VENNARI	6-0, 225, Fr.
	14	Jackson Baltar	5-11, 180, Sr.
H	14	JACKSON BALTAR	5-11, 180, Sr.
LS	37	EVAN DAVIS	5-10, 197, Sr.
	51	Nick Hemer	6-4, 170, Fr.
KOR	88	CHANDLER BAKER	5-10, 178, Sr.
	3	QUIAN WILLIAMS	6-0, 193, Gr.
PR	3	QUIAN WILLIAMS	6-0, 193, Gr.
	88	Chandler Baker	5-10, 178, Sr.

PRONUNCIATION GUIDE

Players

Jackson Baltar _____ Ball-ter
 Solomanie Bambara _____ Solo-Mah-nee Bahm-bar-ra
 C.J. Bazile _____ Ba-ZEEL
 Marcus Fuqua _____ FOO-kwah
 Iesa Jarmon _____ Eesa
 Max Michel _____ Michelle
 Jackson Paradis _____ Para-diss
 Caron Robinson _____ Cah-ron
 Fabian Weitz _____ Fah-be-an Vites
 Quian Williams _____ Keon
 George Wolo _____ Wah-low

Coaching Staff

Maurice Linguist _____ Ling-wist



CAREER HIGHS

JACKSON BALTAR

Field Goals Made _____ 1 - twice
Long Field Goal _____ 52 vs. Temple (9/21/19)
PATs made _____ 5 vs. Temple (9/21/19)
Most Points _____ 8 vs. Temple (9/21/19)
Punts _____ 7 at Maryland (9/3/22)
Yards _____ 312 at Maryland (9/3/22)
Avg. _____ 46.2 at Old Dominion (9/25/21)
Long _____ 59 vs. Northern Illinois (11/17/21)
I20 _____ 2 - twice

JAYLON BASS

Tackles _____ 6 at Massachusetts (10/15/22)
Solos _____ 1 - three
Assists _____ 6 at Massachusetts (10/15/22)
Sacks _____ 0.5 at Massachusetts (10/15/22)
Tackles for loss _____ 1.5 - twice

C.J. BAZILE

Tackles _____ 7 - twice
Solos _____ 6 vs. Holy Cross (9/10/22)
Assists _____ 4 vs. Bowling Green (10/30/21)
Sacks _____ 1.5 vs. Akron (12/2/22)
Tackles for loss _____ 2.5 vs. Akron (12/2/22)

ELIJAH BLADES

Tackles _____ 6 - twice
Solos _____ 6 at Maryland (9/3/22)
Assists _____ 2 at Central Michigan (11/9/22)
Interceptions _____ 0
PBUs _____ 1 - three times

TREVOR BORLAND

Receptions _____ 3 at Central Michigan (11/9/22)
Rec. Yards _____ 27 vs. Ohio (10/16/21)
Touchdowns _____ 1 vs. Ohio (10/16/21)
Long reception _____ 19 vs. Ohio (10/16/21)

KEYSHAWN COBB

Tackles _____ 9 vs. Akron (12/2/22)
Solos _____ 8 vs. Toledo (10/22/22)
Assists _____ 7 at Massachusetts (10/15/22)
Interceptions _____ 1 at Ohio (11/1/22)
PBUs _____ 3 at Bowling Green (10/8/22)

RON COOK

Attempts _____ 22 at Central Michigan (11/9/22)
Yards _____ 118 vs. Toledo (10/22/22)
Touchdowns _____ 2 at Bowling Green (10/8/22)
Long run _____ 63 vs. Coastal Carolina (9/18/21)
Receptions _____ 4 - three times
Yards receiving _____ 53 vs. Ohio (10/16/21)

SHAUN DOLAC

Tackles _____ 15 vs. Holy Cross (9/10/22)
Solos _____ 14 at Bowling Green (10/8/22)
Assists _____ 8 - twice
Sacks _____ 2.5 vs. Akron (12/2/22)
TFLs _____ 3 - twice

DAISHON FOLSOM

Tackles _____ 5 vs. Wagner (9/2/21)
Solos _____ 4 vs. Wagner (9/2/21)
Assists _____ 2 at Massachusetts (10/15/22)
Sacks _____ 1 - twice
Tackles for loss _____ 1.5 vs. Wagner (9/2/21)

MARCUS FUQUA

Tackles _____ 10 - twice
Solos _____ 6 - three times
Assists _____ 6 at Old Dominion (9/25/21)
Interceptions _____ 3 vs. Toledo (10/22/22)
PBUs _____ 2 vs. Miami (OH) (10/1/22)

JAMARI GASSETT

Receptions _____ 5 - twice
Rec. Yards _____ 95 at Akron (10/23/21)
Touchdowns _____ 1 - three times
Long reception _____ 65 at Eastern Michigan (9/24/22)

COLE HARRITY

Receptions _____ 3 at Massachusetts (10/15/22)
Rec. Yards _____ 46 at Massachusetts (10/15/22)
Touchdowns _____ 1 at Massachusetts (10/15/22)
Long reception _____ 33 vs. Akron (12/2/22)

AL-JAY HENDERSON

Attempts _____ 16 at Central Michigan (11/9/22)
Yards _____ 99 at Massachusetts (10/15/22)
Touchdowns _____ 1 - three times
Long run _____ 84 at Massachusetts (10/15/22)
Receptions _____ 1 - three times
Yards receiving _____ 11 at Central Michigan (11/9/22)

DAMIAN JACKSON

Tackles _____ 5 vs. Miami (OH) (10/1/22)
Solos _____ 2 vs. Miami (OH) (10/1/22)
Assists _____ 3 vs. Miami (OH) (10/1/22)
Sacks _____ 1 vs. Kent State (11/26/22)
Tackles for loss _____ 1 vs. Miami (OH) (10/1/22)

MARLYN JOHNSON

Receptions _____ 4 at Coastal Carolina (9/17/22)
Rec. Yards _____ 48 at Coastal Carolina (9/17/22)
Touchdowns _____ 1 vs. Wagner (9/2/21)
Long reception _____ 26 1 vs. Wagner (9/2/21)

IBRAHIM KANTE

Tackles _____ 5 at Massachusetts (10/15/22)
Solos _____ 2 - three times
Assists _____ 3 at Massachusetts (10/15/22)
Sacks _____ 2 at Massachusetts (10/15/22)
Tackles for loss _____ 3 at Massachusetts (10/15/22)

ISAIAH KING

Tackles _____ 11 vs. Toledo (10/22/22)
Solos _____ 10 vs. Toledo (10/22/22)
Assists _____ 2 at Massachusetts (10/15/22)
Interceptions _____ 0
PBUs _____ 3 vs. Kent State (11/26/22)

ROBBIE MANGAS

Receptions _____ 4 at Ohio (11/1/22)
Rec. Yards _____ 41 at Ohio (11/1/22)
Touchdowns _____ 0
Long reception _____ 23 vs. Toledo (10/22/22)

JUSTIN MARSHALL

Receptions _____ 8 at Coastal Carolina (9/17/22)
Rec. Yards _____ 116 vs. Holy Cross (9/10/22)
Touchdowns _____ 2 vs. Holy Cross (9/10/22)
Long reception _____ 69 vs. Holy Cross (9/10/22)

ALEX MCNULTY

Field Goals Made _____ 4 at Coastal Carolina (9/17/22)
Long Field Goal _____ 55 vs. Northern Illinois (11/17/21)
PATs made _____ 10 vs. Kent State (11/28/20)
Most Points _____ 14 - twice

MAX MICHEL

Tackles _____ 10 at Old Dominion (9/25/21)
Solos _____ 4 vs. Kent State (10/9/21)
Assists _____ 9 at Old Dominion (9/25/21)
Sacks _____ 1.5 at Old Dominion (9/25/21)
TFLs _____ 2 vs. Akron (12/12/20)

MATT MYERS

Completions _____ 16 at Penn State (9/7/18)
Attempts _____ 39 at Ball State (11/23/21)
Yards _____ 245 at Penn State (9/7/18)
Touchdowns _____ 2 - twice
Interceptions _____ 4 at Ball State (11/23/21)
Long Pass _____ 57 vs. Bowling Green (10/30/21)

CALEB OFFORD

Tackles _____ 8 at Coastal Carolina (9/17/22)
Solos _____ 4 vs. Miami (OH) (10/1/22)
Assists _____ 5 at Coastal Carolina (9/17/22)
Interceptions _____ 1 vs. Toledo (10/22/22)
PBUs _____ 1 - twice

JAYDEN OLIVER

Tackles _____ 1 - four times
Solos _____ 1 - three times
Assists _____ 1 vs. Holy Cross (9/10/22)
Interceptions _____ 0
PBUs _____ 0

JAMES PATTERSON

Tackles _____ 16 at Ohio (11/1/22)
Solos _____ 10 vs. Kent State (11/28/20)
Assists _____ 9 - twice
Sacks _____ 1.5 vs. Bowling Green (10/30/21)
TFLs _____ 3.5 vs. Northern Illinois (11/17/21)

DYLAN POWELL

Tackles _____ 4 - four times
Solos _____ 3 - three times
Assists _____ 3 at Nebraska (9/11/21)
Interceptions _____ 0
PBUs _____ 2 vs. Akron (12/12/20)

COLE SNYDER

Completions _____ 29 at Coastal Carolina (9/17/22)
Attempts _____ 48 at Coastal Carolina (9/17/22)
Yards _____ 305 vs. Holy Cross (9/10/22)
Touchdowns _____ 3 - three times
Interceptions _____ 2 - twice
Long Pass _____ 69 vs. Holy Cross (9/10/22)

MIKE WASHINGTON

Attempts _____ 21 at Eastern Michigan (9/24/22)
Yards _____ 155 at Bowling Green (10/8/22)
Touchdowns _____ 2 - twice
Long run _____ 92 at Bowling Green (10/8/22)
Receptions _____ 2 - three times
Yards receiving _____ 21 vs. Miami (OH) (10/1/22)

DAYMOND WILLIAMS

Tackles _____ 9 at Ball State (11/23/21)
Solos _____ 4 at Ball State (11/23/21)
Assists _____ 6 vs. Northern Illinois (11/17/21)
Sacks _____ 2 at Akron (10/23/21)
Tackles for loss _____ 2 - three times

QUIAN WILLIAMS

Receptions _____ 9 - twice
Rec. Yards _____ 134 at Old Dominion (9/25/21)
Touchdowns _____ 1 - seven times
Long reception _____ 59 - twice

GEORGE WOLO

Tackles _____ 6 vs. Holy Cross (9/10/22)
Solos _____ 3 - twice
Assists _____ 5 at Massachusetts (10/15/22)
Sacks _____ 1 - six times
Tackles for loss _____ 1 - seven times



25 TAJAY AHMED


RUNNING BACK

6-1 - 192

SENIOR

LOCKPORT, NY - STARPOINT

Senior (2022): Has appeared in seven games, primarily on special teams... has seen some action at running back and has one carry for four yards... saw action at running back in the last two games of the regular season.



88 CHANDLER BAKER


WIDE RECEIVER

5-10 - 190

SENIOR

BATAVIA, NY - BATAVIA

Senior (2022): Has seen action in three games, primarily on special teams... appeared as a kick and punt returning in the final three game of the regular season... has four kick returns for 66 yards (16.50 avg.) and one punt return for one yard.



24 SOLOMANIE BAMBARA

DEFENSIVE END

6-6 - 209

R-FRESHMAN

PHILADELPHIA, PA - NEUMANN GORETTI

Redshirt-Freshman (2022): Appeared in nine games, primarily on special teams... also saw some action at defensive end... has two tackles on the season... had a tackle against Holy Cross (9/10) and Coastal Carolina (9/17).



0 JAYLON BASS

DEFENSIVE TACKLE

6-3 - 295

JUNIOR

ASHLAND, AL - CLAY CENTRAL

Junior (2022): Has started all 12 games... has 20 tackles, four tackles for loss and half a sack on the season... has added three pass breakups and a fumble recovery... had a season-high six tackles and 1.5 tackles for loss at Massachusetts (10/15)... had four tackles and 1.5 tackles for loss against Kent State (11/26)... had a tackle for loss and recovered a fumble that set up the game-winning score against Akron (12/2).

Bass' Career Statistics									
Year	GP-GS	Solo	Ast	TT	TFL-Yds	Sacks	Int	FR	FF
2022	12-12	5	15	20	4.0-11	0.5-3	0	1	0
Totals	12-12	5	15	20	4.0-11	0.5-3	0	1	0



53 C.J. BAZILE

DEFENSIVE END

6-3 - 248

JUNIOR

BAYONNE, NJ - BAYONNE

Junior (2022): Has appeared in 12 games and made three starts at defensive end... has 26 tackles, five tackles for loss and 1.5 sacks... has added three quarterback hurries and a pass breakup... had a season-high seven tackles against Holy Cross (9/10)... had three tackles and a quarterback hurry at Coastal Carolina (9/17)... had three tackles and a tackle for loss at Massachusetts (10/15)... had two tackles and 1.5 tackles for loss against Toledo (10/22)... had four tackles, 2.5 tackles for loss and 1.5 sacks against Akron (12/2).

Bazile's Career Statistics									
Year	GP-GS	Solo	Ast	TT	TFL-Yds	Sacks	Int	FR	FF
2020	4-0	4	1	5	0-0	0-0	0	0	0
2021	12-7	12	18	30	2.5-15	1-4	0	0	1
2022	12-3	9	17	26	5.0-13	1.5-5	0	0	0
Totals	28-10	25	36	61	7.5-28	2.5-9	0	0	1



75 DESMOND BESSENT

OFFENSIVE TACKLE

6-7 - 305

GRADUATE

TAMPA, FL - SICKLES

Graduate (2022): Has started 12 games at right tackle... named All-MAC Third Team... helped block for an offense that ranked in the top five in the conference in scoring offense (29.0), total offense (376.3) and passing offense (232.8).



7 SOLOMON BROWN

SAFETY

5-11 - 195

JUNIOR

LARGO, FL - LARGO

Junior (2022): Has appeared in nine games... has registered two tackles... had a tackle at Central Michigan (11/9) and against Akron (12/2).



2 RON COOK, JR.

RUNNING BACK

5-9 - 187


SENIOR

WASHINGTON, DC - ST. JOHN'S COLLEGE

Senior (2022): Started the first 10 games of the season before suffering an injury... rushed for 600 yards and four touchdowns... added 16 receptions for 207 yards... also led the Bulls with 19 kick returns, averaging 21.58 yards per return... was named to the Paul Hornung Award Honor Roll after his performance against Toledo... rushed for a season-high 118 yards and the game-winning touchdown and added three catches for 40 yards against the Rockets... had 19 carries for 92 yards at Eastern Michigan (9/24)... rushed for 89 yards and two touchdowns at Bowling Green (10/8)... rushed for 100 yards and a score at Central Michigan (11/9).

Cook's Career Statistics

Year	GP-GS	Att	Yards	Avg.	TD	Long	Rec.	Yards	TD	Long
2019	12-0	18	96	5.3	1	25	5	40	0	23
2020	7-0	20	81	4.1	0	18	1	15	0	15
2021	12-0	88	440	5.0	3	63	23	232	1	29
2022	10-10	139	600	4.3	4	49	16	207	0	39
Totals	41-10	265	1,217	4.6	8	63	45	494	1	39



5 BOOBIE CURRY

WIDE RECEIVER

6-2 - 205

SENIOR

HOUSTON, TX - ST. PIUS X

Senior (2022): Has appeared in eight games... has six catches for 73 yards on the season... had a 20-yard reception that set up a touchdown at Bowling Green (10/8)... had two catches for 26 yards at Massachusetts (10/15)... had two receptions for 21 yards against Toledo (10/22).



37 EVAN DAVIS

LONG SNAPPER

5-10 - 194

SENIOR

FAIR HAVEN, NJ - RUMSON-FAIR HAVEN

Senior (2022): has started all 12 games at long snapper for punts and field goals.



19 JAVIEN CUFF

WIDE RECEIVER

6-2 - 176

JUNIOR

VERO BEACH, FL - VERO BEACH

Junior (2022): Has appeared in three games as a reserve wide receiver... has not registered a catch.



21 DEMARCO CUFFEY

CORNERBACK

6-1 - 179

R-FRESHMAN

WALDORF, MD - IMG ACADEMY

Redshirt-Freshman (2022): Has appeared in one game... has not registered a tackle.



52 SHAUN DOLAC

LINEBACKER

6-1 - 220


JUNIOR

WEST SENECA, NY - WEST SENECA EAST

Junior (2022): Has started all 12 games... leads the team and Mid-American Conference in the tackles with 134... has a school-record 90 solo tackles which is tops in the nation... also leads the Bulls in tackles for loss (12.5) and sacks (4.5)... has seven pass breakups... named All-MAC First Team... named a semifinalist for the Burlsworth Trophy, given annually to the best player in the country who started their career as a walk-on... has had double-digit tackles in nine games... had 15 tackles and a sack against Holy Cross (9/10)... had 13 tackles at Eastern Michigan (9/24)... had 14 tackles (12 solo) and three tackles for loss against Miami (OH) (10/1)... named MAC East Defensive Player of the Week for his performance... had 14 tackles (all solo), a tackle for loss and two pass breakups at Bowling Green (10/8)... had 12 tackles (9 solo), three tackles for loss and two pass breakups against Toledo (10/22)... had 10 tackles at Ohio (11/1)... had 13 tackles (9 solo) and a forced fumble at Central Michigan (11/9)... had 14 tackles (9 solo) and a sack against Kent State (11/26)... had 12 tackles and 2.5 sacks against Akron (12/2).

Dolac's Career Statistics

Year	GP-GS	Solo	Ast	TT	TFL-Yds	Sacks	Int	FR	FF
2020	7-0	6	1	7	0-0	0-0	0	0	0
2021	12-2	20	17	37	6-18	1.5-9	0	0	0
2022	12-12	90	44	134	12.5-42	4.5-29	0	0	2
Totals	31-14	116	62	178	18.5-60	6.0-38	0	0	2



78 TYLER DOTY

OFFENSIVE LINE

6-5 - 301

SOPHOMORE

GASPORT, NY - ST. JOSEPH'S PREP

Sophomore (2022): Has appeared in all 12 game and started the last nine games at right tackle... helped block for an offense that ranked in the top five in the conference in scoring offense (29.0), total offense (376.3) and passing offense (232.8).



85 RAY EMBRY

TIGHT END

6-3 - 242

SENIOR

NORMAN, OK - PRAGUE

Senior (2022): Has appeared in 11 games... has five catches for 72 yards... registered one catch against Massachusetts (10/15), Toledo (10/22), Central Michigan (11/9), Kent State (11/26) and Akron (12/2)... had a season-long 28-yard reception against Akron (12/2).



98 DAISHON FOLSOM

DEFENSIVE TACKLE

6-2 - 277


JUNIOR

PENSACOLA, FL - ESCAMBIA

Junior (2022): Has appeared in 10 games... has 15 tackles, 2.5 tackles for loss and a half sack on the season... had two tackles, a tackle for loss and a quarterback hurry at Eastern Michigan (9/24)... had a season-high three tackles at Massachusetts (10/15)... had two tackles and a tackle for loss against Toledo (10/22).

Folsom's Career Statistics

Year	GP-GS	Solo	Ast	TT	TFL-Yds	Sacks	Int	FR	FF
2021	11-0	9	10	19	2.5-11	2.0-8	0	0	0
2022	10-0	7	8	15	2.5-2	0.5-1	0	0	0
Totals	21-0	16	18	34	5.0-13	2.5-9	0	0	0



10 MARCUS FUQUA

SAFETY

6-0 - 192

JUNIOR

SOUTHFIELD, MI - SOUTHFIELD A&T

Junior (2022): Has started 12 games... AP All-America Third Team... All-MAC First Team selection... his seven interceptions not only lead the team and the Mid-American Conference, but are tops in the nation... ranks fourth on the team in tackles with 60 and has added 2.5 tackles for loss and five pass breakups and two fumble recoveries... had four tackles, an interception and a pass breakup at Maryland (9/3)... was named the MAC East Defensive Player of the Week for his performance... had five tackles and a tackle for loss at Eastern Michigan (9/24)... had six tackles, an interception and a fumble recovery at Bowling Green (10/8)... had four tackles and a season-high three interceptions against Toledo (10/22)... was named the Bronko Nagurski National Player of the Week as well as MAC East Defensive Player of the Week following the performance... had a season-high nine tackles and a tackle for loss against Kent State (11/26)... had seven tackles and two interceptions, including the game clincher against Akron (12/2).

Fuqua's Career Statistics

Year	GP-GS	Solo	Ast	TT	TFL-Yds	Sacks	Int	FR	FF
2020	6-1	7	2	9	0-0	0-0	1	0	0
2021	11-7	31	28	59	1.5-3	0-0	0	0	1
2022	12-12	35	25	60	2.5-7	0-0	7	2	0
Totals	29-20	76	55	128	4.0-10	0-0	8	2	1



23 DEVIN GRANT

SAFETY

6-4 - 190

FRESHMAN

ELMONT, NY - HOLY CROSS

Freshman (2022): Has appeared in eight games... has four tackles... had two tackles at Bowling Green (10/8)... had one tackle at Massachusetts (10/15) and against Toledo (10/22).



30 WILLIE HAMPTON

LINEBACKER

6-1 - 220

GRADUATE

FORT LAUDERDALE, FL - AMERICAN HERITAGE

Graduate (2022): Has appeared in eight games... has eight tackles and a half tackle for loss... had five tackles and a half tackle for loss at Massachusetts (10/15)... registered a tackle against Eastern Michigan (9/24), Toledo (10/22) and Kent State (11/26).



12 COLE HARRITY

WIDE RECEIVER

6-0 - 205

JUNIOR

TRUCKEE, CA - TRUCKEE

Junior (2022): Has appeared in 12 games... has 13 receptions for 170 yards and a touchdown on the season... had two receptions for 19 yards at Maryland (9/3)... had two catches for 17 yards against Holy Cross (9/10)... had three receptions for 46 yards and a 27-yard touchdown at Massachusetts (10/15)... had a 28-yard grab at Ohio (11/1)... had a season-long 33-yard reception against Akron (12/2).



65 NICK HARTNETT


OFFENSIVE LINE

6-3 - 295

SENIOR

SPRINGFIELD, VA - WEST SPRINGFIELD

Senior (2022): Has appeared in 12 games and made two starts at right guard... helped block for an offense that ranked in the top five in the conference in scoring offense (29.0), total offense (376.3) and passing offense (232.8).



22 AL-JAY HENDERSON

RUNNING BACK

6-0 - 197

R-FRESHMAN

SOUTH ORANGE, NJ - IRVINGTON

Redshirt-Freshman (2022): Has appeared in 10 games and made one start... has rushed for 301 yards and three touchdowns on the season... his 5.1 yards per carry average is tops among UB running backs... added six catches for 45 yards... had a 19-yard touchdown run at Maryland (9/3)... rushed for 99 yards on only five carries, including an 84-yard score at Massachusetts (10/15)... rushed for 72 yards and a touchdown at Central Michigan (11/9).

Henderson's Career Statistics

Year	GP-GS	Att	Yards	Avg.	TD	Long	Rec.	Yards	TD	Long
2022	10-1	59	301	5.1	3	84	6	45	0	13
Totals	10-1	59	301	5.1	3	84	6	45	0	13



38 DAMIAN JACKSON

DEFENSIVE END

6-2 - 263

GRADUATE

LAS VEGAS, NV - SHADOW RIDGE

Graduate (2022): Has appeared in 12 games and has made eight starts at defensive end... has 22 tackles, 2.5 tackles for loss and a sack... has added a quarterback hurry and a fumble recovery... had a season-high five tackles and a tackle for loss against Miami (OH) (10/1)... had three tackles against Toledo (10/22)... had three tackles and a half tackle for loss at Ohio (11/1)... had two tackles and a fumble recovery at Central Michigan (11/9)... had a sack against Kent State (11/26).

Jackson's Career Statistics

Year	GP-GS	Solo	Ast	TT	TFL-Yds	Sacks	Int	FR	FF
2022	12-8	8	14	22	2.5-3	1.0-2	0	1	0
Totals	12-8	8	14	22	2.5-3	1.0-2	0	1	0



11 MARLYN JOHNSON

WIDE RECEIVER

6-4 - 202

JUNIOR

PENLLYN, PA - THE PEDDIE SCHOOL

Junior (2022): Has appeared in 12 games and has made three starts... has 16 catches for 128 yards... has had a reception in nine games... had a season-high four catches for 48 yards at Coastal Carolina (9/17)... had two catches for 10 yards at Eastern Michigan (9/24)... had two receptions for seven yards at Ohio (11/1)... had three catches for 19 yards at Central Michigan (11/9).

Johnson's Career Statistics

Year	GP-GS	No.	Yards	Avg.	TD	Long	Avg./G
2019	4-0	3	67	22.3	0	33	16.8
2021	8-0	3	44	14.7	1	26	5.5
2022	12-3	16	128	8.0	0	18	10.7
Totals	24-3	22	239	10.9	1	33	9.9



21 ROBBIE MANGAS

TIGHT END

6-4 - 260

GRADUATE

CHANTILLY, VA - GONZAGA

Graduate (2022): Has appeared in 12 games and started seven... has 14 catches for 125 yards... had two catches for 32 yards against Holy Cross (9/10)... had two receptions for 30 yards, including a season-long 23-yard grab against Toledo (10/22)... had a season-best four catches for 41 yards at Ohio (11/1)... had a pair of catches against Kent State (11/26).

Mangas' Career Statistics

Year	GP-GS	No.	Yards	Avg.	TD	Long	Avg./G
2022	12-7	14	125	8.9	0	23	10.4
Totals	12-7	14	125	8.9	0	23	10.4



1 JUSTIN MARSHALL

WIDE RECEIVER

6-3 - 210

GRADUATE

CONYERS, VA - GEORGIA PREP SPORTS ACADEMY

Graduate (2022): Has started all 12 games... has 53 receptions for a team-high 710 yards and leads the Bulls in touchdowns with eight... has had two or more receptions in all 12 games... had four catches for 52 yards at Maryland (9/3)... had a five grabs for a season-best 116 yards and two touchdowns against Holy Cross (9/10)... had a season-high eight receptions for 88 yards and a score at Coastal Carolina (9/17)... had six catches for 52 yards and the game-winning touchdown against Miami (OH) (10/1)... had three catches for 75 yards and a 49-yard TD at Massachusetts (10/15)... had six catches for 72 yards and a touchdown at Ohio (11/1)... had six receptions for 83 yards and two touchdowns against Akron (12/2).

Marshall's Career Statistics

Year	GP-GS	No.	Yards	Avg.	TD	Long	Avg./G
2022	12-12	53	710	13.4	8	69	59.2
Totals	12-12	53	710	13.4	8	69	59.2



16 ALEX MCNULTY

KICKER

6-1 - 224


SENIOR

CALEDONIA, NY - MCQUAID JESUIT

Senior (2022): Is having arguably the finest season by a kicker in program history... has made a single-season school record 21 field goals on the season... first UB player to be named MAC Special Teams Player of the Year... named All-MAC First Team... named a semifinalist for the Lou Groza Award... named to Academic All-MAC team... has two 50-yard field goals on the season, a 52-yarder against Holy Cross (9/10) and a 54-yarder against Central Michigan (11/9)... was 4-for-4 on field goals at Coastal Carolina to become the first UB kicker since 2007 to make four field goals in a game... was 3-for-3 on field goal attempts at Eastern Michigan (9/24)... made two field goals against Massachusetts (10/15), Toledo (10/22), Central Michigan (11/9) and Kent State (11/26)... has made 39-of-40 extra point attempts on the season... named MAC East Special Teams Player of the Week three times.

McNulty's Career Statistics

Year	G	FG	FGA	Pct.	XP	XPA	Pct.	Long
2018	2	1	1	1.000	3	4	.750	21
2019	13	10	15	.667	40	42	.952	45
2020	7	1	4	.250	42	42	1.000	25
2021	12	13	21	.619	37	37	1.000	55
2022	12	21	25	.840	39	40	.975	54
Totals	46	46	66	.697	161	165	.975	55



6 MAX MICHEL

DEFENSIVE END

6-2 - 228

SENIOR

ELIZABETH, NJ - ELIZABETH

Senior (2022): Has appeared in eight games... has 12 tackles, 1.5 tackles for loss, a sack and a forced fumble... had two tackles and a sack at Bowling Green (10/8)... had two tackles at Massachusetts (10/15)... had two tackles and a half tackle for loss at Ohio (11/1)... had three tackles against Kent State (11/26).

Michel's Career Statistics

Year	GP-GS	Solo	Ast	TT	TFL-Yds	Sacks	Int	FR	FF
2019	13-0	8	6	14	1.0-4	1.0-4	0	1	0
2020	7-1	5	12	17	4.0-13	2.5-11	0	0	1
2021	8-8	15	21	36	6.5-40	4.0-34	0	1	2
2022	9-0	5	7	12	1.5-7	1.0-7	0	0	1
Totals	37-9	33	46	79	13.0-64	8.5-56	0	2	4



5 CALEB OFFORD

CORNERBACK

6-1 - 192

JUNIOR

SOUTHAVEN, MS - SOUTHAVEN

Junior (2022): Has appeared in 11 games and made eight starts... has 25 tackles, two tackles for loss, an interception, six pass breakups and fumble recovery... had a season-high eight tackles, a fumble recovery and a pass breakup at Coastal Carolina (9/17)... had five tackles and two tackles for loss against Miami (OH) (10/1)... had the game-sealing interception in a win over Toledo (10/22)... had two pass breakups against Akron (12/2).

Offord's Career Statistics

Year	GP-GS	Solo	Ast	TT	TFL-Yds	Sacks	Int	FR	FF
2022	11-8	17	8	25	2.0-5	0-0	1-8	1	0
Totals	11-8	17	8	25	2.0-5	0-0	1-8	1	0



11 JAHMIN MUSE

SAFETY

6-0 - 200


GRADUATE

ELIZABETH, NJ - ELIZABETH

Graduate (2022): Has played in 12 games and made 11 starts... has 56 tackles, 4.5 tackles for loss, two sacks, an interception, three forced fumbles and two fumble recoveries... had six tackles against Holy Cross (9/10)... had four tackles, a forced fumble and a fumble recovery at Coastal Carolina (9/17)... had four tackles, a tackle for loss and a forced fumble at Eastern Michigan (9/24)... had an interception against Miami (10/1)... had a season-high nine tackles, 1.5 tackles for loss, a sack and returned a fumble for 72 yards and a touchdown against Toledo (10/22)... had eight tackles, 1.5 tackles for loss and a half sack against Kent State (11/26).

Muse's Career Statistics

Year	GP-GS	Solo	Ast	TT	TFL-Yds	Sacks	Int	FR	FF
2022	12-11	33	23	56	4.5-21	2.0-16	1	2	3
Totals	12-11	33	23	56	4.5-21	2.0-16	1	2	3



13 KAMERON OLDS

DEFENSIVE END

6-1 - 192

JUNIOR

SOUTHAVEN, MS - SOUTHAVEN

Freshman (2022): Has appeared in 10 games... has six tackles and a tackle for loss... had three tackles and a forced fumble at Massachusetts (10/15)... also registered a tackle against Toledo (10/22), Ohio (11/01) and Central Michigan (11/9).



8 JAMES PATTERSON

LINEBACKER

6-0 - 230

5TH YEAR

GLENDAL, MD - SAINT VINCENT PALLOTTI

Fifth Year (2022): Has started all 12 games... ranks second on the team with 112 tackles... has added 11 tackles for loss, 1.5 sacks, an interception, two force fumbles and two fumble recoveries... named All-MAC Second Team... registered double-digit tackles in six games, including four of the last five games of the regular season... had 11 tackles and a tackle for loss against Holy Cross (9/10)... had 12 tackles, a tackle for loss a fumble recovery at Coastal Carolina (9/17)... had seven tackles and an interception at Eastern Michigan (9/24)... had six tackles and a sack against Miami (OH) (10/1)... returned a fumble a school-record 97 yards for a touchdown at Bowling Green (10/8)... had seven tackles and two tackles for loss at Massachusetts (10/15)... had 11 tackles against Toledo (10/22)... had a career-high 16 tackles and 1.5 tackles for loss at Ohio (11/1)... had 10 tackles and 1.5 tackles for loss against Kent State (11/26)... had 11 tackles, two tackles for loss and a forced fumble against Akron (12/2).

Patterson's Career Statistics

Year	GP-GS	Solo	Ast	TT	TFL-Yds	Sacks	Int	FR	FF
2018	14-14	40	37	77	9.0-35	1.0-6	0	1	4
2019	10-10	24	17	41	6.5-15	1.5-3	1	1	1
2020	7-7	29	34	63	1.0-0	0-0	1	0	1
2021	12-12	49	67	116	13.0-38	4.5-19	1	0	1
2022	12-12	65	47	112	11.0-46	1.5-18	1	2	2
Totals	55-55	207	202	409	40.0-134	8.5-46	4	4	9



8 JOVANY RUIZ-NAVARRO

WIDE RECEIVER

6-0 - 197

R-6TH YEAR

FREDONIA, NY - FREDONIA

Redshirt-Sixth Year (2022): Has appeared in three games... has two catches for 13 yards... had both catches against Akron (12/2).



33 MARK-ANTHONY SCOTT

RUNNING BACK

5-9 - 175

FRESHMAN

PORT JEFF. STATION, NY - ST. JOHN THE BAPTIST

Freshman (2022): Has appeared in one game... had four rushes for 19 yards, including a 13-yard run against Akron (12/2).



77 CAELAN SHEPARD

OFFENSIVE LINE

6-6 - 289

JUNIOR

ANNAPOLIS, MD - BROADNECK

Junior (2022): Has appeared in nine games... helped block for an offense that ranked in the top five in the conference in scoring offense (29.0), total offense (376.3) and passing offense (232.8).



66 DOM POLIZZI

DEFENSIVE LINE

6-1 - 282

JUNIOR

BROCKPORT, NY - BROCKPORT

Junior (2022): Has appeared in eight games and made one start at right guard... helped block for an offense that ranked in the top five in the conference in scoring offense (29.0), total offense (376.3) and passing offense (232.8).



39 DYLAN POWELL

SAFETY

6-3 - 212

GRADUATE

BOWIE, MD - SAINT VINCENT PALLOTTI

Graduate (2022): Has appeared in 10 games and made one start... has one tackle on the season.



15 COLE SNYDER

QUARTERBACK

6-2 - 208

JUNIOR

LAKEWOOD, NY - SOUTHWESTERN

Junior (2022): Has started all 12 games... is 250-for-423 for 2,765 yards and 17 touchdowns on the year... has completed 59.1 percent of his passes... also rushed for 139 yards and four touchdowns... went 23-for-34 for a season-high 305 yards and three touchdowns and added a season-high 51 yards rushing against Holy Cross (9/10)... three for 264 yards and two touchdowns at Coastal Carolina (9/17)... threw for 297 yards and two touchdowns and rushed for 35 yards and two more scores at Eastern Michigan (9/24)... threw for 188 yards and the game-winning touchdown with 31 seconds left and rushed for a touchdown in a win over Miami (OH) (10/1)... threw for 277 yards and three touchdowns at Massachusetts (10/15)... threw for 245 yards and added a score on the ground against Toledo (10/22)... threw for 238 yards and two touchdowns at Ohio (11/1)... threw for 264 yards and three touchdowns against Akron (12/2).

Snyder's Career Statistics

Year	GP-GS	Comp	Att	Int	Pct.	Yards	TD	Long	Avg/G
2022	12-12	250	423	8	59.1	2,765	17	69	230.42
Totals	12-12	250	423	8	59.1	2,765	17	69	230.42



33 CALEB TATE

LINEBACKER

6-0 - 210

JUNIOR

TAMPA, FL - TAMPA CATHOLIC

Junior (2022): Has appeared in 12 games, primarily on special teams... has nine tackles on the season... had two solo tackles against Miami (10/1)... had a season-high three tackles at Ohio (11/1).



94 ANTHONY VENERI

PUNTER

6-0 - 225

FRESHMAN

HAMILTON, ONTARIO - ST. THOMAS MORE

Freshman (2022): Has started the final nine games of the regular season at punter... his 42.9 yards per punt average is a single-season school record... has 10 punts of 50+ yards and three punts of 60+ yards... nine of his 39 punts have been downed inside the 20-yard line.



69 GABE WALLACE


OFFENSIVE LINE

6-6 - 305

SENIOR

SALMON ARM, ONTARIO - ST. ANDREW'S

Senior (2022): Has started all 12 games at left guard... named All-MAC Third Team... helped block for an offense that ranked in the top five in the conference in scoring offense (29.0), total offense (376.3) and passing offense (232.8).



27 MIKE WASHINGTON

RUNNING BACK

6-2 - 215

R-FRESHMAN

UTICA, NY - CICERO-NORTH SYRACUSE

Redshirt-Freshman (2022): Has appeared in 12 games and made one start... leads the Bulls in rushing with 606 yards and has as team-high seven rushing touchdowns... added 23 receptions for 135 yards and a score... rushed for 55 yards and a touchdown against Holy Cross (9/10)... rushed for 71 yards and two touchdowns at Eastern Michigan (9/24)... rushed for 36 yards and a score against Miami (OH)... rushed for a season-best 155 yards and two touchdowns, including a 92-yarder at Bowling Green (10/8)... has a receiving touchdown at Ohio (11/1)... rushed for 41 yards and a touchdown at Central Michigan (11/9)... had a season-high eight receptions against Akron (12/2).

Washington's Career Statistics

Year	GP-GS	Att	Yards	Avg.	TD	Long	Rec.	Yards	TD	Long
2021	3-0	23	132	5.7	1	16	0	0	0	0
2022	12-1	143	606	4.2	7	92	23	135	1	23
Totals	15-1	166	738	4.4	8	92	23	135	1	23



95 DAYMOND WILLIAMS

DEFENSIVE TACKLE

6-3 - 283

SENIOR

ROUND ROCK, TX - CEDAR RIDGE

Senior (2022): Has started 12 games at defensive tackle... has 28 tackles, 9.5 tackles for loss, a team-high 4.5 sacks and an interception... had at least one tackle for loss in each of the first five games of the season... had a sack at Maryland (9/3)... had two tackles and a tackle for loss against Holy Cross (9/10)... had two tackles and a tackle for loss at Coastal Carolina (9/17)... had two tackles and a sack at Eastern Michigan (9/24)... had four tackles and 1.5 tackles for loss against Miami (OH) (10/1)... had three tackles and two tackles for loss at Massachusetts (10/15)... had four tackles and a half tackle for loss at Ohio (11/1)... had three tackles and an interception against Kent State (11/26)... had a sack against Akron (12/2).

Williams' Career Statistics

Year	GP-GS	Solo	Ast	TT	TFL-Yds	Sacks	Int	FR	FF
2021	12-5	19	27	46	10.5-51	6.5-42	0	0	0
2022	12-12	16	12	28	9.5-46	4.5-36	1	0	0
Totals	24-17	35	39	74	20.0-97	11.0-78	1	0	0



3 QUIAN WILLIAMS

WIDE RECEIVER

6-0 - 194

GRADUATE

OKLAHOMA CITY, OK - SOUTHMOORE

Graduate (2022): Has started all 12 games... has a team-best 56 receptions for 643 yards and five touchdowns... named All-MAC Third Team... had eight receptions for 105 yards and a touchdown against Holy Cross (9/10)... had eight catches for 62 yards and a touchdown at Coastal Carolina (9/17)... had six catches for 99 yards and a score at Eastern Michigan (9/24)... had seven catches 77 yards against Miami (OH)... had a touchdown grab at Massachusetts (10/15)... had five catches against Toledo (10/22)... had six receptions for 64 yards at Ohio (11/1)... had four catches for 63 yards against Kent State (11/26)... caught the game-winning touchdown against Akron (12/2).

Williams' Career Statistics

Year	GP-GS	No.	Yards	Avg.	TD	Long	Avg./G
2021	12-12	64	835	13.0	2	40	69.6
2022	12-12	56	643	11.5	5	59	53.4
Totals	24-24	120	1,478	12.3	7	59	61.6



90 GEORGE WOLO

DEFENSIVE TACKLE

6-0 - 272

SOPHOMORE

COLUMBIA, MD - OUR LADY OF GOOD COUNSEL

Junior (2022): Has appeared in 12 games... has 18 tackles, three tackles for loss and 2.5 sacks... had six tackles and a sack against Holy Cross (9/10)... had two tackles and a sack at Bowling Green (10/8)... had five tackles and a tackle for loss at Massachusetts (10/15)... had two tackles at Ohio (11/1).

Wolo's Career Statistics

Year	GP-GS	Solo	Ast	TT	TFL-Yds	Sacks	Int	FR	FF
2020	7-4	10	17	27	4.0-22	3.0-20	0	0	2
2021	12-10	7	15	22	2.5-25	2.5-25	0	1	1
2022	12-0	6	12	18	3.0-18	2.5-16	0	0	0
Totals	31-14	23	44	67	9.5-65	8.0-61	0	1	3



74 ISAIAH WRIGHT

OFFENSIVE LINE

6-4 - 300

SOPHOMORE

NORTH PLAINFIELD, NJ - ST. PETER'S PREP

Sophomore (2022): Has started all 12 games at left tackle... helped block for an offense that ranked in the top five in the conference in scoring offense (29.0), total offense (376.3) and passing offense (232.8).



HEAD COACH MAURICE LINGUIST

Maurice Linguist is in his second season as head coach of the UB football program. Considered by many as one of the top young minds in all of college football, Linguist was named the University at Buffalo's 26th head coach on May 8, 2021. It is a homecoming of sorts for Linguist who was the Bulls' defensive backs coach in 2012 and 2013.

In 2022, Linguist has led the Bulls to a 6-6 record and earn a berth in the Camellia Bowl, the sixth bowl appearance by a UB team in program history. He led Buffalo to a 5-3 record in Mid-American Conference play, the seventh time since the joining the league in 1999 the Bulls had a winning record in MAC play.

A coach with extensive experience on the defensive side of the ball, it is little surprise several of UB's defensive players are having standout seasons. Safety Marcus Fuqua leads the nation with seven interceptions and became just the third UB player to be named an Associated Press All-American. Linebacker Shaun Dolac ranks second in the nation with 134 tackles, including a school-record 90 solo stops which are more than any player in FBS.

The Bulls had seven players named All-MAC, including kicker Alex McNulty who became the first player in program history to be named MAC Special Teams Player of the Year.

In his first season as the helm, Linguist led the Bulls to a 4-8 record with an injury-riddled squad.

Seven Bulls were named to the All-MAC team, including James Patterson who was a first-team selection at middle linebacker. A program-best 19 Bulls were named to the Academic All-MAC team, including offensive lineman Jack Klenk who was also an CoSIDA Academic All-District selection.

Linguist is regarded as one of the nation's top recruiters and has excelled in coaching at both the Power Five level and the NFL. He came to UB from Michigan where he served a brief stint as defensive backs coach/co-defensive coordinator since January. He joined the U-M coaching staff after spending the 2020 season as cornerbacks coach with the NFL's Dallas Cowboys.

In Dallas, Linguist directed a secondary that forced 10 interceptions while allowing the fifth-fewest passing first downs in the league (180). The Cowboys were also ranked in the top half of the league in pass yards allowed (11th), completion percentage against (10th), and takeaways (ninth). Linguist coached rookie cornerback Trevon Diggs (three interceptions) to a strong first season in the league. Three of Dallas' four leading tacklers in 2020 were starters in the secondary, including former Wolverine Jourdan Lewis who set a career-high with 59 stops.

Linguist has worked with college secondaries at nine programs. Prior to heading to the NFL, he coached cornerbacks at Texas A&M (2018-19), defensive backs at Minnesota (2017), safeties at Mississippi State (2016) and defensive backs at Iowa State (2014-15).

At A&M, Linguist's secondaries limited opportunities for opponents and played tight coverage in key situations. Teams converted just 31.2 percent of third down tries (102-of-326) over his two seasons and A&M ranked ninth nationally in that category in 2018. The Aggies intercepted their opponents 19 times in his two seasons and made a habit of getting off the field. During the 2018 season, the defense was top-15 nationally in first downs allowed (221) and faced the fewest snaps against among all SEC teams.

Linguist helped the Aggies produce back-to-back top-six recruiting classes nationally in 2019 and 2020. He was the lead recruiter for five-star safety Jaylon Jones, the first five-star defensive back to sign with Texas A&M.

In his season at Minnesota, Linguist's secondary helped anchor a defense that finished No. 11 nationally with 174.5 yards allowed per game after listing 73rd in the NCAA a year earlier. The unit surrendered 16 touchdowns, a top-25 figure nationally and also ranked among the nation's best in first downs allowed (11th) and total defense (30th). Linguist was the lead recruiter for Rashod Bateman, the Big Ten's Wide Receiver of the Year. Linguist was promoted to assistant head coach following the 2017 season before accepting a position at Texas A&M.

At Mississippi State, Linguist led the safeties group which was responsible for seven of the team's 14 interceptions. Three safeties eclipsed the 50-tackle mark for the Bulldogs: Brandon Bryant (62, three PBUs), Kivon Coman (58, four PBUs), and Mark McLaurin (51, seven PBUs) were among the team's leading tacklers. The defense scored four touchdowns (No. 8, NCAA) and totaled 14 interceptions (No. 35, NCAA) during the 2016 season.

Prior to his time in Starkville, Linguist coached defensive backs at Iowa State (2014-15). He coached players to three All-Big 12 honors in his two seasons at Iowa State, including safety Kamari Cotton-Moya, a first-team All-American freshman team selection by the Football Writers' Association of America (FWAA). Cotton-Moya led the team in tackles and was named the conference's Freshman of the Year on defense. Linguist would help direct cornerback Brian Peavy to be a finalist for the award the following year.

In his time at UB, Linguist helped the Bulls finish second in the MAC East and reach the Famous Idaho Potato Bowl in 2013, at the time, the program's second bowl appearance. The unit ranked second in the league in interceptions (15), points per game allowed (24.4), and yards per game allowed (382.2). Linguist coached Najja Johnson to first-team all-conference honors and a career total of 38 pass breakups, second in program history. Johnson led the MAC in interceptions the year earlier as part of a Bulls unit that was tops in the conference in pass completion percentage allowed while ranking second in pass defense.

Linguist spent three years at James Madison, helping the program pull in the top FCS recruiting class during the 2012 cycle while the team reached the second round of the NCAA Football Championship Series Playoffs. Linguist's first full-time position was at Valdosta State, working with defensive backs and special teams. The Blazers went 9-3 and earned a No. 12 national ranking in Division II.

Linguist began as a graduate assistant at Baylor, his alma mater, working as a graduate assistant with the strong safeties and rover backs. During his career at Baylor, he was a defensive MVP and honorable mention All-Big 12 selection. He made 24 starts in 42 appearances as a strong safety from 2003-06. A native of Dallas, Texas, Linguist graduated from Baylor with degrees in communications (2006) and a master's in health, human performance and recreation (2007). He was an Academic All-Big 12 honoree.

Linguist and his wife, Stacie, have one daughter, Maura, and one son, Lance.

The Linguist File

Year	School	Assignment
2021-	Buffalo	Head Coach
2021	Michigan	Defensive Backs/Co-Defensive Coordinator
2020	Dallas Cowboys	Cornerbacks
2018-19	Texas A&M	Cornerbacks
2017	Minnesota	Defensive Backs
2016	Mississippi State	Safeties
2015	Iowa State	Defensive Backs
2014	Iowa State	Defensive Backs
2013	Buffalo	Defensive Backs
2012	Buffalo	Defensive Backs
2009-11	James Madison	Safeties
2008	Valdosta State	Defensive Backs/Special Teams
2007	Baylor	Graduate Assistant/Safeties



Bulls Coaching Staff

On the Field



Maurice Linguist
Head Coach



Shane Montgomery
Offensive Coord.



Greg Knox
Running Backs



Matt Stansfield
Offensive Line



Kevin Sherman
Wide Receiver



Chris White
Special Teams Coord.




Cedric Douglas
Defensive Line



Kevin Corless
Linebackers

In the Booth



Brandon Bailey
Defensive Coord.



Ron Whitcomb
Tights Ends



2022 BUFFALO BULLS FOOTBALL

BULLS IN THE MAC TEAM RANKINGS

Scoring offense	3rd (29.5 ppg)
Scoring defense	5th (27.6 ppg)
Total offense	4th (384.1 ypg)
Total defense	8th (399.3 ypg)
Rushing offense	6th (154.1 ypg)
Rushing defense	12th (186.5 ypg)
Passing offense	5th (230.0 ypg)
Pass defense	4th (212.7 ypg)
Kickoff returns	4th (21.3 ypr)
Punt returns	12th (11.1 avg)
Net punting	9th (34.3 ypg)
Quarterback sacks	11th (19)
Penalties against	3rd (48.6 ypg)
Time of Possession	1st (33:32)

HOW THE GAME STARTED

Opponent	Coin Toss	Choice	UB 1st Drive	Opp. 1st Drive
Maryland	Maryland won	Kick	Punt	TD
Holy Cross	Holy Cross won	Kick	Punt	Punt
Coastal Carolina	UB won	Kick	FG	Fumble
E. Michigan	EMU won	Kick	TD	TD
Miami (OH)	UB won	Kick	TD	Punt
Bowling Green	BG won	Kick	TD	Interception
UMass	UB won	Kick	FG	Punt
Toledo	UB won	Kick	Missed FG	Punt
Ohio	Ohio won	Kick	Punt	TD
C. Michigan	CMU won	Kick	TD	TD
Kent State	UB won	Kick	FG	FG
Akron	UB won	Kick	Downs	INT

GAME CAPTAINS

Sept. 3	at Maryland	Ron Cook, Jahmin Muse, James Patterson, Quian Williams
Sept. 10	Holy Cross	Jaylon Bass, Robbie Mangas, Gabe Wallace, Daymond Williams
Sept. 17	at Coastal Carolina	Marcus Fuqua, Ebrahim Kante, Justin Marshall, Cole Snyder
Sept. 24	at Eastern Michigan	Ron Cook, Shaun Dolac, Daymond Williams, Quian Williams
Oct. 1	Miami (OH)	Trevor Borland, Shaun Dolac, Damian Jackson, Gabe Wallace
Oct. 8	at Bowling Green	Robbie Mangas, Justin Marshall, Jahmin Muse, Daymond Williams
Oct. 15	at UMass	Jaylon Bass, Desmond Bessent, Damian Jackson, Gabe Wallace
Oct. 22	Toledo	Ron Cook, Robbie Mangas, James Patterson, Daymond Williams
Nov. 1	at Ohio	Ron Cook, Shaun Dolac, Jahmin Muse, Gabe Wallace
Nov. 9	at Central Michigan	Ron Cook, James Patterson, Cole Snyder, Daymond Williams
Nov. 19	Kent State	Justin Marshall, James Patterson, Gabe Wallace, Daymond Williams
Nov. 26	Akron	Jaylon Bass, Robbie Mangas, Jahmin Muse, Gabe Wallace

2022 University at Buffalo Game-By-Game Starters

	Maryland	Holy Cross	Coastal	EMU	Miami	BGSU	UMass	Toledo	Ohio	CMU	Kent State	Akron
LT	Wright	Wright	Wright	Wright	Wright	Wright	Wright	Wright	Wright	Wright	Wright	Wright
LG	Wallace	Wallace	Wallace	Wallace	Wallace	Wallace	Wallace	Wallace	Wallace	Wallace	Wallace	Wallace
C	Hasz	Hasz	Hasz	Hasz	Hasz	Hasz	Hasz	Hasz	Hasz	Hasz	Hasz	Hasz
RG	Hartnett	Hartnett	Polizzi	Doty	Doty	Doty	Doty	Doty	Doty	Doty	Doty	Doty
RT	Bessent	Bessent	Bessent	Bessent	Bessent	Bessent	Bessent	Bessent	Bessent	Bessent	Bessent	Bessent
TE	Mangas	Mangas	Mangas	Mangas	Mangas	Mangas	Borland	Borland	Borland	Borland	Mangas	Mangas
WR	Williams	Williams	Williams	Williams	Williams	Williams	Williams	Williams	Williams	Johnson	Johnson	Johnson
WR	Gassett	Gassett					Gassett			Williams	Williams	Williams
TE			Borland	Borland		Borland						
QB	Snyder	Snyder	Snyder	Snyder	Snyder	Snyder	Snyder	Snyder	Snyder	Snyder	Snyder	Snyder
RB	Cook	Cook	Cook	Cook	Cook	Cook	Cook	Cook	Cook	Cook	Henderson	Washington
RB												
WR	Marshall	Marshall	Marshall	Marshall	Marshall	Marshall	Marshall	Marshall	Marshall	Marshall	Marshall	Marshall
DE	Kante	Kante	Kante	Kante	Kante	Kante	Kante	Kante	Kante	Kante	Kante	Kante
DT	Bass	Bass	Bass	Bass	Bass	Bass	Bass	Bass	Bass	Bass	Bass	Bass
DT	Williams	Williams	Williams	Williams	Williams	Williams	Williams	Williams	Williams	Williams	Williams	Williams
DE	Laing	Bazile	Bazile	Bazile	Jackson	Jackson	Jackson	Jackson	Jackson	Jackson	Jackson	Jackson
LB	Patterson	Patterson	Patterson	Patterson	Patterson	Patterson	Patterson	Patterson	Patterson	Patterson	Patterson	Patterson
LB	Dolac	Dolac	Dolac	Dolac	Dolac	Dolac	Dolac	Dolac	Dolac	Dolac	Dolac	Dolac
NK	Cobb	Cobb	Cobb	Muse	Brown	Cobb	Cobb	Cobb	Cobb	Cobb	Cobb	Cobb
CB	Hudgens	Oliver	Oliver	Cobb	Offord	Offord	Offord	Offord	Offord	Offord	Blades	Offord
S	Muse	Muse	Muse	Powell	Muse	Muse	Muse	Muse	Muse	Muse	Muse	Muse
S	Fuqua	Fuqua	Fuqua	Fuqua	Fuqua	Fuqua	Fuqua	Fuqua	Fuqua	Fuqua	Fuqua	Fuqua
CB	Oliver	Blades	Offord	King	King	Blades	King	King	King	King	King	King



2022 Buffalo Game-by-Game Statistical Leaders

Game/Result	Rushing	Passing	Receiving	Punting	FG's/PATs (Good)	Defense
Sept. 3 at Maryland L, 31-10	Cook 15-33 Washington 8-33 Henderson 4-27, TD	Snyder 18-35-0, 160	Marshall 4-52 Williams 3-28 Gassett 3-22	Baltar 7-312 44.6 (long 51)	McNulty 1-2 FG (41, 34) 1-1 PAT	Hudgens 7-1-8 Cobb 6-2-8 Dolac 6-1-7, PBU
Sept. 10 Holy Cross L, 37-31	Washington 12- 55, TD Snyder 8-51	Snyder 23-34-0- 305, 3 TD	Marshall 5-116, 2 TD Williams 8-105, TD Gassett 4-14	Baltar 3-88 29.3 (long 52)	McNulty 1-1 FG (52) 4-4 PAT	Dolac 8-7-15, sack Patterson 6-5-11, TFL Bazile 2-5-7
Sept. 17 at C. Carolina L, 38-26	Washington 15-59 Cook 13-42	Snyder 29-48-2- 264, 2 TD	Marshall 8-88, TD Williams 8-62, TD Gassett 5-33	Baltar 3-122 40.7 (long 46)	McNulty 4-4 FG (36, 47, 42, 26) 2-2 PAT	Patterson 6-3-9, TFL, FR Offord 3-5-8 Dolac 4-1-5, FF
Sept. 24 at E. Michigan W, 50-31	Cook 19-92 Washington 21- 71, 2 TD Snyder 7-35, 2 TD	Snyder 20-29-0- 297, 2 TD	Williams 6-99, TD Marshall 3-45 Gassett 2-64, TD	Venneri 1-44 44.0 (long 44)	McNulty 3-3 FG (41, 37, 28) 5-6 PAT	Dolac 7-6-13 Patterson 5-2-7, INT Cobb 1-4-5
Oct. 1 Miami (OH) W, 24-20	Cook 15-46 Washington 11- 36, TD Snyder 7-9, TD	Snyder 19-35-1- 188, TD	Williams 7-77 Marshall 6-52, TD Washington 2-21	Venneri 6-257 42.8 (long 53)	McNulty 1-1 FG (43) 3-3 PAT	Dolac 12-2-14, 3 TFL Cobb 3-4-7, 1.5 TFL Patterson 5-1-6, sack
Oct. 8 at BGSU W, 38-7	Washington 16- 155, 2 TD Cook 17-89	Snyder 12-19-0- 171	Marshall 3-43 Gassett 2-49 Cook 2-18	Venneri 5-219 43.8 (long 48)	McNulty 1-1 FG (26) 7-7 PAT	Dolac 14-0-14, TFL Fuqua 4-2-6, INT, FR Patterson 4-2-6, FF, FR
Oct. 15 at UMass W, 34-7	Henderson 5-99, TD Cook 11-43	Snyder 20-31-2- 277, 3 TD	Gassett 4-85 Marshall 3-75, TD Harrity 3-46	Venneri 3-152 50.7 (long 61)	McNulty 2-2 FG (39, 39) 4-4 PAT	Patterson 3-4-7, 2 TFL Cobb 0-7-7, 1.5 TFL Dolac 2-4-6, TFL
Oct. 22 Toledo W, 34-27	Cook 18-118, TD Washington 10-36	Snyder 22-39-0- 245, TD	Williams 5-37 Gassett 4-69, TD Cook 3-40	Venneri 4-141 35.2 (long 64)	McNulty 2-3 FG (57, 40, 42) 4-4 PAT	Dolac 9-3-12, 3 TFL King 10-1-11, FF, FR Patterson 7-4-11
Nov. 1 at Ohio L, 45-24	Washington 6-19 Henderson 3-6	Snyder 25-49-1- 238, 2 TD	Marshall 6-72, TD Williams 6-64 Mangas 4-41	Venneri 5-233 46.6 (long 59)	McNulty 1-1 FG (28) 3-3 PAT	Patterson 7-9-16, 1.5 TFL Dolac 6-4-10, PBU Fuqua 3-2-5, FR
Nov. 9 at C. Michigan L, 31-27	Cook 22-100, TD Henderson 16-72, TD	Snyder 19-32-1- 191	Marshall 4-45 Williams 3-36 Johnson 3-19	Venneri 4-164 41.0 (long 48)	McNulty 2-2 FG (42, 54) 3-3 PAT	Dolac 9-4-13, TFL, FF Patterson 6-3-9 Blades 4-2-6, TFL
Nov. 26 Kent State L, 30-27, OT	Myers 22-100, 3TD Henderson 12-41 Washington, 12-40	Snyder 20-28-0- 165	Williams 4-23 Washington 4-23 Henderson 3-18	Venneri 5-165 33.0 (long 42)	McNulty 2-3 FG (47, 33, 30) 3-3 PAT	Dolac 9-5-14, sack Patterson 6-4-10, 1.5 TFL Fuqua 6-3-9, TFL
Dec. 2 Akron W, 23-22	Washington, 11-19 Scott 4-19 Amhed, 1-4	Snyder 23-44-1- 264, 3 TD	Washington 8-58 Marshall 6-83, 2 TD Williams 2-30, TD	Venneri 6-286 47.7 (long 64)	McNulty 1-2 FG (43, 53) 2-2 PAT	Dolac 4-8-12, 2.5 sacks Patterson 5-6-11, 2 TFL Cobb 5-4-9, 2 TFL



MARYLAND 31, BUFFALO 10

SEPT. 3, 2022 • MARYLAND STADIUM • COLLEGE PARK, MD

COLLEGE PARK, MD –Featuring 11 newcomers in the starting lineup, the University at Buffalo football team dropped its season opener to Big Ten-foe Maryland, 31-10, on Saturday afternoon at Maryland Stadium. With numerous new faces on both offense and defense, the Bulls put up a valiant effort, especially against the Terps' high-powered offense.

Maryland scored on its opening drive and built its lead to 17-0 midway through the second quarter. Al-Jay Henderson got the Bulls on the board with a 19-yard touchdown run to cut the lead to 17-7. It was Henderson's first career touchdown.

The Bulls trailed 17-7 at the half.

The Terrapins added a pair of second-half touchdowns, before Alex McNulty connected on a 34-yard field goal in the fourth quarter to make the score, 31-10.

Cole Snyder made his first career start at quarterback for the Bulls. The Rutgers-transfer threw for 160 yards. His favorite target was newcomer Justin Marshall who had four catches for 52 yards. Quian Williams and Jamari Gassett each added three catches.

The defense was led by cornerback Logic Hudgens and nickelback Keyshawn Cobb who each had a game-high eight tackles. Safety Marcus Fuqua had an interception in the third quarter for the game's lone turnover.

Linebacker James Patterson, a native of Maryland, had six tackles in the game, including a tackle for loss. He became the 12th player in program history to surpass 300 career tackles.

SCORING BY QUARTER

Buffalo	0	7	0	3	10
Maryland	7	10	7	7	31

SCORING SUMMARY

MD - Hemby, Roman 33 yd run (Ryland, Chad kick)
MD - Littleton, Antwain 2 yd run (Ryland, Chad kick)
MD - Ryland, Chad 45 yd field goal
UB - Henderson, Al-Jay 19 yd rush (McNulty, Alex kick)
MD - Hemby, Roman 70 yd rush (Ryland, Chad kick)
MD - Littleton, Antwain 1 yd run (Ryland, Chad kick)
UB - McNulty, Alex 34 yd field goal

TEAM STATISTICS

	UB	MD
FIRST DOWNS	18	16
NET YARDS RUSHING	108	149
NET YARDS PASSING	160	297
Completions-Attempts-Int	18-35-0	25-35-1
TOTAL OFFENSE YARDS	268	446
Fumbles: Number-Lost	0-0	0-0
Penalties: Number-Yards	3-30	8-82
Punt returns: Number-Yards-TD	1-(-1)-0	3-44-0
Kickoff returns: Number-Yds-TD	0-0-0	1-41-0
Interceptions: Number-Yds-TD	1-23-0	0-0-0
Third-Down Conversions	5 of 16	4 of 13
Fourth-Down Conversions	0 of 2	1 of 2
Red-Zone Scores-Chances	2-3	2-2
Sacks By: Number-Yards	1-12	4-34

INDIVIDUAL STATISTICS

RUSHING: UB-Cook, Ron 15-33; Washington, Mike 8-33; Henderson, Al-Jay 4-27; Snyder, Cole 10-16 Maryland-Hemby, Roman 7-114; Littleton, Antwan 6-34; Brown, Raymon 4-6; McDonald, Colby 3-1; Copeland, Jacob 1-(-1); Edwards, Billy 1-(-2); Tagovailoe, Taulia 4-(-3).
PASSING: Buffalo-Snyder, Cole 18-35-0-116. Maryland-Tagovailoe, Taulia 24-34-1-290; Edwards, Billy 1-1-0-7.
RECEIVING: Buffalo-Marshall, Justin 4-54; Williams, Quian 3-28; Gassett, Jamari 2-19; Harrity, Cole 2-19; Cook, Ron 2-19; Johnson, Marlyn 1-11; Mangas, Robbie 1-4; Henderson, Al-Jay 1-4; Borland, Trevor 1-4. Maryland-Jarrett, Rakim 5-110; Jones, Jashaun 4-70; Dyches, Corey 4-36; Dippre, CJ 3-30; Demus, Dontay 3-23; Smith, Octavian 2-12; Felton, Tai 1-8; Copeland, Jacob 1-6; Brown, Raymon 1-2.
Time of Game: 3:34 Attendance: 30,223

HOLY CROSS 37, BUFFALO 31

SEPT. 10, 2022 • UB STADIUM • BUFFALO, NY

BUFFALO, NY – Holy Cross, one of the top programs in the FCS ranks, connected on a 46-yard Hail Mary as time expired to top UB, 37-31, at UB Stadium on Saturday night.

UB kicker Alex McNulty drilled a 52-yard field goal, with 31 seconds left, to tie the game, 31-31. However, the Crusaders had enough time to work the ball to midfield before completing the long TD pass.

The loss spoiled an impressive performance by the Buffalo offense, especially through the air. Quarterback Cole Snyder threw for 305 yards and three touchdowns. His favorite targets were wide receivers Quian Williams and Justin Marshall.

Williams had eight catches for 105 yards and a career-long 59-yard touchdown. Marshall had five receptions for 116 yards and two scores, including a 69-yard touchdown.

Mike Washington was UB's leading rusher with 55 yards on 12 carries and had a five-yard touchdown run to help UB build a 21-7 lead in the second quarter.

The defense was led by linebacker Shaun Dolac who had a career-high 15 tackles and a sack. Fellow linebacker James Patterson added 11 tackles and a tackle for loss.

SCORING BY QUARTER

Holy Cross	0	14	14	9	37
Buffalo	7	14	7	3	31

SCORING SUMMARY

UB - Marshall, Justin 20 yd pass from Cole Snyder (McNulty, Alex kick)
UB - Washington, Mike 5 yd run (McNulty, Alex kick)
HC - Fuller, Jordan 4 yd run (Ng, Derek kick)
UB - Williams, Quian 59 yd pass from Cole Snyder (McNulty, Alex kick)
HC - Asante, Ayir 17 yd pass from Sluka, Matthew (Ng, Derek kick)
HC - Fuller, Jordan 2 yd run (Ng, Derek kick)
UB - Marshall, Justin 69 yd pass from Cole Snyder (McNulty, Alex kick)
HC - Coker, Jalen 62 yd pass from Sluka, Matthew (Ng, Derek kick)
HC - Ng, Derek 28 yd field goal
UB - McNulty, Alex 52 yd field goal
HC - Coker, Jalen 46 yd pass from Sluka, Matthew

TEAM STATISTICS

	HC	UB
FIRST DOWNS	23	25
NET YARDS RUSHING	219	159
NET YARDS PASSING	238	305
Completions-Attempts-Int	13-22-0	23-34-0
TOTAL OFFENSE YARDS	457	464
Fumbles: Number-Lost	0-0	0-0
Penalties: Number-Yards	4-25	10-91
Punt returns: Number-Yards-TD	0-0-0	1-14-0
Kickoff returns: Number-Yds-TD	2-39-0	0-0-0
Interceptions: Number-Yds-TD	1-24-0	4-94-0
Third-Down Conversions	6 of 14	6 of 12
Fourth-Down Conversions	0 of 0	0 of 1
Red-Zone Scores-Chances	4-4	2-2
Sacks By: Number-Yards	1-1	2-10

INDIVIDUAL STATISTICS

RUSHING: HC-Sluka, Matthew 25-146; Fuller, Jordan 10-51; Oliver, Peter 8-18; Purdy, Tyler 1-4; Coker, Jalen 1-0. Buffalo-Washington, Mike 12-55; Snyder, Cole 8-51; Cook, Ron 6-33; Henderson, Al-Jay 4-22.
PASSING: HC-Sluka, Matthew 13-21-0-238. Buffalo-Snyder, Cole 23-34-0-305.
RECEIVING: HC-Coker, Jalen 4-147; Shorter, Justin 3-30; Asante, Ayir 3-28; Purdy, Tyler 1-14; Thomas, Dominik 1-11; Gilliam, Spencer 1-8. Buffalo-Marshall, Justin 5-116; Williams, Quian 8-105; Mangas, Robbie 2-32; Harrity, Cole 2-17; Gassett, Jamari 4-14; Cook, Ron 1-11; Johnson, Marlyn 1-10.
Time of Game: 3:53 Attendance: 16,933



COASTAL CAROLINA 38, BUFFALO 26

SEPT. 17, 2022 • BROOKS STADIUM • CONWAY, SC

CONWAY, SC – The University at Buffalo football team dropped a 38-26 decision to Coastal Carolina on Saturday afternoon at Brooks Stadium. The UB defense forced four turnovers, but it wasn't enough to overcome some of their own miscues.

On Coastal Carolina's first play from scrimmage, Shaun Dolac forced a fumble that was recovered by James Patterson. The Bulls were able to convert the turnover into points as Alex McNulty drilled a 36-yard field goal to give the Bulls a 3-0 lead.

McNulty was automatic on the day. The senior kicker made all four of his attempts on the day, also connecting from 47, 42 and 26 yards. He became the first UB kicker to make four field goals in a game since A.J. Principe made four at Syracuse in 2007.

The Bulls were able to take the lead into the locker room when Cole Snyder found Justin Marshall for a 15-yard touchdown with just 36 seconds left in the second quarter.

After McNulty's fourth field goal gave the Bulls a 19-14 lead late in the third quarter, the Chanticleers rattled off 17 straight points, including a touchdown on a fumble return to take a 31-19 lead.

Snyder found Quian Williams over the middle for a 10-yard touchdown catch with 5:36 left to cut the Coastal lead to 31-26. However, the Bulls were unable to get the stop they needed as the Chanticleers scored on a long touchdown play on their next possession to ice the game.

Snyder threw for 264 yards and two touchdowns in the game. His favorite targets were Marshall and Williams who each had eight catches. Marshall finished with 88 receiving yards and Williams had 62. Jamari Gassett and Marlyn Johnson had five and four catches, respectively, career high for both.

Patterson led the defense with nine tackles and added a tackle for loss and a fumble recovery. Cornerback Caleb Offord had his best game as a Bull, finishing with eight tackles and a fumble recovery. Safety Jahmin Muse sparked the Bulls early with three tackles, a forced fumble, a fumble recovery and a pass breakup.

The four forced turnovers by the Bulls were the most they had in a game since forcing five at Northern Illinois in the opener of the 2020 campaign.

SCORING BY QUARTER

Buffalo	6	10	3	7	26
Coastal Carolina	7	7	3	21	38

SCORING SUMMARY

UB - McNulty, Alex 36 yd field goal
CC - Jenkins, Jacob 34 yd pass from McCall, Grayson (Hensley, Kade kick)
UB - McNulty, Alex 47 yd field goal
UB - McNulty, Alex 42 yd field goal
CC - Beasley, C.J. 10 yd run (Hensley, Kade kick)
UB - Marshall, Justin 15 yd pass from Snyder, Cole (McNulty, Alex kick)
UB - McNulty, Alex 26 yd field goal
CC - Hensley, Kade 44 yd field goal
CC - Brown, Jahmar 21 yd fumble return (Hensley, Kade kick)
CC - Mobley, Tyson 4 yd pass from McCall, Grayson (Hensley, Kade kick)
UB - Williams, Quian 10 yd pass from Snyder, Cole (McNulty, Alex kick)
CC - Beasley, C.J. 59 yd pass from McCall, Grayson (Hensley, Kade kick)

TEAM STATISTICS

	UB	CC
FIRST DOWNS	27	20
NET YARDS RUSHING	59	221
NET YARDS PASSING	278	263
Completions-Attempts-Int	30-49-2	17-25-0
TOTAL OFFENSE YARDS	337	504
Fumbles: Number-Lost	3-2	4-4
Penalties: Number-Yards	6-44	5-50
Punt returns: Number-Yards-TD	0-0-0	1-7-0
Kickoff returns: Number-Yds-TD	163-0	0-0-0
Interceptions: Number-Yds-TD	0-0-0	2-36-0
Third-Down Conversions	8 of 20	3 of 8
Fourth-Down Conversions	3 of 5	1 of 2
Red-Zone Scores-Chances	5-5	2-3
Sacks By: Number-Yards	0-0	5-30

INDIVIDUAL STATISTICS

RUSHING: BUFFALO-Washington, Mike 15-59; Cook, Ron 13-42; Gassett, Jamari 1-(-1); Henderson, Al-Jay 2-(-2); Snyder, Cole 12-(-26)
COASTAL-Beasley, CJ 9-89; White, Reese 2-77; Hope, Nate 4-28; Brown, Jared 5-16; McCall, Grayson 3-13; Coleman, DeAndre 1-5; Balthazar, Max 4-2; Lyles, Ty 1-(-4).
PASSING: BUFFALO-Snyder, Cole 29-48-2-264; Cook, Ron 1-1-0-10. COASTAL-McCall, Grayson 16-24-1-251; Guest, Jarrett 1-1-0-32.
RECEIVING: BUFFALO-Marshall, Justin 8-88; Williams, Quian 8-62; Gassett, Jamari 5-33; Johnson, Marlyn 4-48; Cook, Ron 2-24; Washington, Mike 3-9; Borland, Trevor 1-14. COASTAL-Pinkney, Sam 5-103; Beasley, CJ 3-74; Brown, Jared 3-24; Jenkins, Jacob 2-47; White, Reese 1-11; Roberts, Tyler 1-11; Mauldin, Logan 1-9; Mobley, Tyson 1-4.
Time of Game: 3:51 Attendance: 13,372

BUFFALO 50, EASTERN MICHIGAN 31

SEPT. 24, 2022 • RYNEARSON STADIUM • YPSILANTI, MI

YPSILANTI, MI – The University at Buffalo football team put together a dominant offensive effort to beat Eastern Michigan, 51-30, in the Mid-American Conference opener for both teams at Rynearson Stadium on Saturday afternoon. The 50 points were the most points ever scored by a UB team in a MAC road contest.

The Bulls offense couldn't be stopped. They scored the first nine times they had the ball. However, early on, Eastern Michigan was matching UB's scores with points of its own. Early in the third quarter, the Eagles scored a touchdown to take a 31-30 lead. From there on, it was all Bulls, as the Blue and White scored 20 unanswered points to pull away for the victory.

UB signal-caller Cole Snyder led the way for the Bulls. He went 20-for-29 for 297 yards and two touchdowns and added two more scores on the ground. His favorite target was Quian Williams who had six catches for 99 yards and a touchdown against the school from which he transferred prior to the 2021 season.

Buffalo had its best rushing performance of the season. The Bulls rushed for 201 yards, led by Ron Cook who had 92 yards on 19 carries. Mike Washington ran for a career-high 71 yards and scored two touchdowns for his first career multi-touchdown game.

The Bulls were able to capitalize on big plays all afternoon. On their first drive of the game, Snyder hit Williams for a 59-yard pass play that set up UB at the EMU 1-yard line. Snyder later punched it in. Late in the half, Williams returned a kickoff 75 yards to set up an Alex McNulty field goal as time expired. Snyder connected with Jamari Gassett for a 65-yard touchdown early in the third quarter that gave the Bulls the lead for good.

The Bulls defensive effort got much stronger in the second half. After giving up the lead, 31-30, with 10:38 left in the third quarter, Buffalo allowed zero points and only 50 yards the rest of the game. Shaun Dolac led Buffalo with 13 tackles. James Patterson had seven tackles and an interception. The senior linebacker passed all-time great Khalil Mack on UB's career tackle list with 333.

McNulty made all three of his field goal attempts and now has made seven field goals over the last two games. He did, however, see his school-record streak of 111 straight extra points snapped when he had an attempt blocked in the first quarter. Ironically, the streak began on the same Eastern Michigan field in 2019.

SCORING BY QUARTER

Buffalo	13	17	10	10	50
Eastern Michigan	14	10	7	0	31

SCORING SUMMARY

UB - Snyder, Cole 1 yd run (McNulty kick)
EM - Jackson, J. 89 yard kickoff return (Gomez, J. kick)
UB - Williams, Quian 13 yd pass from Snyder, Cole (McNulty kick blocked)
EM - Knue, T. 10 yd pass from Smith, A. (Gomez, J. kick)
UB - Washington, Mike 2 yd run (McNulty kick)
EM - Gomez, J. 35 yd field goal
UB - Washington, Mike 4 yd run (McNulty kick)
EM - Smith, A. 1 yd run (Gomez, J. kick)
UB - McNulty, Alex 41 yd field goal
EM - Boone, D. 1 yd rush (Gomez, J. kick)
UB - Gassett, Jamari 65 yd pass from Snyder, Cole (McNulty, Alex kick)
UB - McNulty, Alex 37 yd field goal
UB - McNulty, Alex 28 yd field goal
UB - Snyder, Cole 2 yd run (McNulty kick)

TEAM STATISTICS

	UB	EMU
FIRST DOWNS	29	13
NET YARDS RUSHING	201	137
NET YARDS PASSING	297	190
Completions-Attempts-Int	20-29-0	12-19-1
TOTAL OFFENSE YARDS	498	327
Fumbles: Number-Lost	1-0	1-0
Penalties: Number-Yards	3-15	6-63
Punt returns: Number-Yards-TD	0-0-0	0-0-0
Kickoff returns: Number-Yds-TD	1-75-0	3-123-1
Interceptions: Number-Yds-TD	1-0-0	0-0-0
Third-Down Conversions	5 of 14	5 of 11
Fourth-Down Conversions	4 of 4	1 of 4
Red-Zone Scores-Chances	8-8	4-4
Sacks By: Number-Yards	1-7	1-2

INDIVIDUAL STATISTICS

RUSHING: BUFFALO-Cook, Ron 19-92; Washington, Mike 21-71; Snyder, Cole 7-35; Henderson, Al-Jay 5-11. EMU-Smith, Austin 12-74; Evans, Samson 15-52; Jackson, Jaylon 3-8; Boone, Darius 1-3.
PASSING: BUFFALO-Snyder, Cole 20-29-0-297; EMU-Smith, Austin 12-19-1-190.
RECEIVING: BUFFALO-Williams, Quian 6-99; Marshall, Justin 3-45; Gassett, Jamari 2-64; Hines, Clevester 2-24; Washington, Mike 2-13; Johnson, Marlyn 2-10; Cook, Ron 1-27; Borland, Trevor 1-9; Harrity, Cole 1-6. EASTERN-Breydoun, Hassan 4-50; Knue, Tanner 3-106; Lassiter, Darius 3-16; Evans, Samson 1-11; Oakes, Gunnar 1-7.
Time of Game: 3:34 Attendance: 14,521



BUFFALO 24, MIAMI (OH) 20

OCT. 1, 2022 • UB STADIUM • BUFFALO, NY

BUFFALO, NY – Late heroics helped the University at Buffalo football team improve to 2-0 in Mid-American Conference play with a 24-20 win over Miami (OH) at UB Stadium on Saturday. Cole Snyder found Justin Marshall for a 15-yard touchdown with just 31 seconds left for the game-winning score.

The Bulls led 14-10 at the half and extended their lead to 17-10 on an Alex McNulty 43-yard field goal midway through the third quarter. After Miami tied the game on its next possession, miscues almost cost UB as a fumble led to a Miami field goal that put the RedHawks in front, 20-17, in the final minute of the third quarter.

Facing arguably the best defense in the MAC, the Bulls kept chipping away in the fourth quarter. Buffalo's winning drive started at its own 18 with 4:22 left. The first big play of the drive was a swing pass from Snyder to Mike Washington that went for 23 yards. Snyder followed with a 21-yard completion to Quian Williams and suddenly the Bulls were across midfield.

The Bulls were stopped at the Miami 22-yard line and settled for a McNulty field goal to tie the game, 20-20. However, Miami was offside on the play to give Buffalo a first down. The drive continued and three plays later UB scored the game-winning touchdown.

It was Marshall's sixth catch of game and team-best fourth receiving touchdown of the season. Williams led all receivers with seven catches in the game for 77 yards.

Washington got the Bulls on the board with a 1-yard touchdown run on the Buffalo's first drive.

Shaun Dolac had the best game of his career to lead the defense. The junior linebacker had 14 tackles, including a career-best 12 solo stops, and added a career-high three tackles for loss. Jahmin Muse had his first interception as a Bull and returned it 51 yards to the Miami 1-yard line, setting up a short TD run by Snyder in the second quarter.

SCORING BY QUARTER

Miami	7	3	10	0	20
Buffalo	7	7	3	7	24

SCORING SUMMARY

UB - Washington, M. 1 yd run (McNulty, Alex kick)
MU - Smith, A. 73 yd run (Nicholson, G. kick)
UB - Snyder, Cole 1 yd run (McNulty, Alex kick)
MU - Nicholson, G. 35 yd field goal
UB - McNulty, Alex 43 yd field goal
MU - Smith, A. 3 yd run (Nicholson, G. kick)
MU - Nicholson, G. 22 yd field goal
UB - Marshall, Justin 15 yd pass from Snyder, Cole (McNulty, Alex kick)

TEAM STATISTICS

	MU	UB
FIRST DOWNS	16	21
NET YARDS RUSHING	240	90
NET YARDS PASSING	119	188
Completions-Attempts-Int	14-26-1	19-35-1
TOTAL OFFENSE YARDS	359	278
Fumbles: Number-Lost	0-0	1-1
Penalties: Number-Yards	11-96	3-36
Punt returns: Number-Yards-TD	0-0-0	2-(-2)-0
Kickoff returns: Number-Yds-TD	3-36-0	1-12-0
Interceptions: Number-Yds-TD	1-18-0	1-51-0
Third-Down Conversions	5 of 14	4 of 14
Fourth-Down Conversions	0 of 1	2 of 2
Red-Zone Scores-Chances	3-3	3-3
Sacks By: Number-Yards	0-0	2-15

INDIVIDUAL STATISTICS

RUSHING: MIAMI-Smith, Aveon 12-142; Mozee, Keyon 14-62; Shelton, Tyre 8-36; Tracy, Kenny 1-8; Davis, Kevin 2-6; Walker, Jalen 1-(-14).
BUFFALO-Cook, Ron 15-46; Washington, Mike 11-36; Snyder, Cole 7-9.
PASSING: MIAMI-Smith, Aveon 14-26-1-119.
BUFFALO-Snyder, Cole 19-35-1-188.
RECEIVING: MIAMI-Hippenhammer 4-90; Davis, Kevin 3-5; Walker, Jalen 2-13; Coldiron, Jack 2-7; Shelton, Tyre 2-4; Tracy, Kenny 1-0. BUFFALO-Williams, Quian 7-77; Marshall, Justin 6-52; Washington, Mike 2-21; Cook, Ron 1-18; Borland, Trevor 1-12; Mangas, Robbie 1-6; Gassett, Jamari 1-2.
Time of Game: 3:27 Attendance: 18,615

BUFFALO 38, BOWLING GREEN 7

OCT. 8, 2022 • DOYT PERRY STADIUM • BOWLING GREEN, OH

YPSILANTI, MI – The University at Buffalo football team put together a dominant offensive effort to beat Eastern Michigan, 51-30, in the Mid-American Conference opener for both teams at Rynearson Stadium on Saturday afternoon. The 50 points were the most points ever scored by a UB team in a MAC road contest.

The Bulls offense couldn't be stopped. They scored the first nine times they had the ball. However, early on, Eastern Michigan was matching UB's scores with points of its own. Early in the third quarter, the Eagles scored a touchdown to take a 31-30 lead. From there on, it was all Bulls, as the Blue and White scored 20 unanswered points to pull away for the victory.

UB signal-caller Cole Snyder led the way for the Bulls. He went 20-for-29 for 297 yards and two touchdowns and added two more scores on the ground. His favorite target was Quian Williams who had six catches for 99 yards and a touchdown against the school from which he transferred prior to the 2021 season.

Buffalo had its best rushing performance of the season. The Bulls rushed for 201 yards, led by Ron Cook who had 92 yards on 19 carries. Mike Washington ran for a career-high 71 yards and scored two touchdowns for his first career multi-touchdown game.

The Bulls were able to capitalize on big plays all afternoon. On their first drive of the game, Snyder hit Williams for a 59-yard pass play that set up UB at the EMU 1-yard line. Snyder later punched it in. Late in the half, Williams returned a kickoff 75 yards to set up an Alex McNulty field goal as time expired. Snyder connected with Jamari Gassett for a 65-yard touchdown early in the third quarter that gave the Bulls the lead for good.

The Bulls defensive effort got much stronger in the second half. After giving up the lead, 31-30, with 10:38 left in the third quarter, Buffalo allowed zero points and only 50 yards the rest of the game. Shaun Dolac led Buffalo with 13 tackles. James Patterson had seven tackles and an interception. The senior linebacker passed all-time great Khalil Mack on UB's career tackle list with 333.

McNulty made all three of his field goal attempts and now has made seven field goals over the last two games. He did, however, see his school-record streak of 111 straight extra points snapped when he had an attempt blocked in the first quarter. Ironically, the streak began on the same Eastern Michigan field in 2019.

SCORING BY QUARTER

Buffalo	17	14	7	0	38
Bowling Green	0	0	7	0	7

SCORING SUMMARY

UB - Cook Ron 2 yd run (McNulty, Alex kick)
UB - McNulty, Alex 26 yd field goal
UB - Cook, Ron 1 yd run (McNulty, Alex kick)
UB - Washington, Mike 92 yd run (McNulty, Alex kick)
UB - Washington, Mike 1 yd run (McNulty, Alex kick)
UB - Patterson, James 97 yd fumble return (McNulty, Alex kick)
BG - Keith, T. 11 yd pass from McDonald, M. (Lawler, M. kick)

TEAM STATISTICS

	UB	BG
FIRST DOWNS	19	20
NET YARDS RUSHING	280	99
NET YARDS PASSING	186	281
Completions-Attempts-Int	13-20-0	21-43-1
TOTAL OFFENSE YARDS	466	380
Fumbles: Number-Lost	3-1	4-3
Penalties: Number-Yards	9-97	12-117
Punt returns: Number-Yards-TD	1-10-0	3-52-0
Kickoff returns: Number-Yds-TD	1-3-0	3-59-0
Interceptions: Number-Yds-TD	1-20-0	0-0-0
Third-Down Conversions	5 of 14	3 of 14
Fourth-Down Conversions	1 of 2	0 of 3
Red-Zone Scores-Chances	4-5	1-3
Sacks By: Number-Yards	4-25	2-12

INDIVIDUAL STATISTICS

RUSHING: BUFFALO-Washington, Mike 16-155; Cook, Ron 17-89; Henderson, Al-Jay 7-24; Snyder, Cole 8-20; Mangas, Robbie 1-5. BGSU-Patterson, Jaison 3-42; Johnson, Jamal 9-36; Moseley, Nick 3-18; McDonald, Matt 11-14; Keith Ta'ron 1-4.
PASSING: BUFFALO-Snyder, Cole 12-19-0-171; Williams, Quian 1-1-0-15. BGSU-McDonald, Matt 21-42-1-281; Orth, Camden 0-1-0-0. RECEIVING: BUFFALO-Marshall, Justin 3-43; Gassett, Jamari 2-49; Cook, Ron 2-18; Williams, Quian 1-33; Curry, Boobie 1-20; Snyder, Cole 1-6; Harrity, Cole 1-6; Henderson, Al-Jay 1-2; Washington, Mike 1-0. BGSU-Lewis, CJ 4-82; Sims, Christian 5-53; Keith, Ta'ron 3-32; Croom, Cavan 3-26; Hilarie, Odieu 3-10; Brodn, Tyrone 2-39; Bench, Andrew 2-38.
Time of Game: 3:24 Attendance: 8,724



2022 BUFFALO BULLS FOOTBALL

BUFFALO 34, MASSACHUSETTS 7

OCT. 15, 2022 • MCGUIRK STADIUM • AMHERST, MA

AMHERST, MA – The University at Buffalo football team won its fourth straight game on Saturday afternoon, defeating Massachusetts, 34-7, at McGuirk Stadium. It was a dominant defensive performance as the Bulls held the Minutemen to only 220 yards of total offense.

The offense was keyed by big plays enroute to rolling up 480 yards of total offense.

The Bulls jumped out to a 10-0 lead thanks to an Alex McNulty 39-yard field goal and a four-yard pass from Cole Snyder to Quian Williams.

Buffalo extended its lead to 17-0 early in the second quarter when Al-Jay Henderson ripped off a career-long 84-yard touchdown run.

After the Minutemen scored to cut the lead to 17-7, Justin Marshall quieted the UMass threat by hauling in a 49-yard touchdown catch with 5:07 left in the second quarter to put the Bulls back up by 17.

All the scoring in the second half went the way of UB. McNulty drilled his second 39-yard field goal of the game in the third quarter and Cole Harrity capped the scoring with his first career touchdown catch as a Bull – a 27-yard reception from Snyder in the fourth.

UB's defensive line was the difference in the game. The Bulls registered 15 tackles for loss and four sacks on the afternoon. Defensive end Ibrahim Kante had five tackles, two sacks and three tackles for loss. Defensive tackle Jaylon Bass had six tackles and 1.5 tackles for loss and fellow defensive tackle Daymond Williams had three tackles, a sack and two tackles for loss.

Snyder had his second three-touchdown passing performance of the season. He finished 20-31 for 277 yards and three touchdowns. He connected with 10 different receivers, led by Jamari Gassett who had four catches for 85 yards.

SCORING BY QUARTER

Buffalo	3	21	3	7	34
Massachusetts	0	7	0	0	7

SCORING SUMMARY

UB - McNulty, Alex 39 yd field goal
UB - Williams, Quian 4 yd pass from Snyder, Cole (McNulty, Alex kick)
UB - Henderson, Al-Jay 84 yd run (McNulty, Alex kick)
UM - Merriweather, E. 5 yd run (Carson, C. kick)
UB - Marshall, Justin 49 yd pass from Snyder, Cole (McNulty, Alex kick)
UB - McNulty, Alex 49 yd field goal
UB - Harrity, Cole 27 yd pass from Snyder, Cole (McNulty, Alex kick)

TEAM STATISTICS

	UB	UM
FIRST DOWNS	21	16
NET YARDS RUSHING	203	112
NET YARDS PASSING	277	108
Completions-Attempts-Int	20-31-2	8-19-0
TOTAL OFFENSE YARDS	480	220
Fumbles: Number-Lost	1-0	2-0
Penalties: Number-Yards	6-64	5-50
Punt returns: Number-Yards-TD	3-12-0	1-10-0
Kickoff returns: Number-Yds-TD	1-15-0	2-27-0
Interceptions: Number-Yds-TD	0-0-0	2-4-0
Third-Down Conversions	8 of 15	4 of 14
Fourth-Down Conversions	1 of 1	0 of 1
Red-Zone Scores-Chances	1-1	1-2
Sacks By: Number-Yards	4-28	0-0

INDIVIDUAL STATISTICS

RUSHING: BUFFALO-Henderson, Al-Jay 5-99; Cook, Ron 11-43; Washington, Mike 14-42; Snyder, Cole 4-28; Williams, Quian 1-(-2). UM-ASS-Adams, Kay-Ron 11-65; Merriweather, Ellis 10-21; Dzuro, Garrett 10-28; Wise, Zamar 5-12; Campiotto, Gino 1-6; Desrosiers, Gregory 3-(-3).
PASSING: BUFFALO-Snyder, Cole 20-31-2-277. UM-ASS-Dzuro, Garrett 7-14-0-99; Wide, Zamar 1-5-0-9.
RECEIVING: BUFFALO-Gassett, Jamari 4-85; Marshall, Justin 3-75; Harrity, Cole 3-46; Williams, Quian 3-9; Curry, Boobie 2-26; Johnson, Marlyn 1-13; Embry, Ray 1-12; Mangas, Robbie 1-7; Washington, Mike 1-4; Cook, Ron 1-0. UM-ASS-Ross, Isaac 3-33; Johnson, George 2-52; Holliness, Isaiah 1-13; Gibson, Jacquon 1-9; Desrosier, Gregory 1-1.
Time of Game: 3:28 Attendance: 13,378

BUFFALO 34, TOLEDO 27

OCT. 22, 2022 • UB STADIUM • BUFFALO, NY

BUFFALO, NY – The University at Buffalo football team rallied from a 17-point fourth-quarter deficit to stun Toledo, 34-27, in a battle of the Mid-American Conference's first place teams at UB Stadium on Saturday afternoon. The Bulls scored 24 points in the fourth quarter to win their fifth straight game and improve to a perfect 4-0 in the MAC.

The Bulls trailed 27-10 early in the fourth quarter. Quarterback Cole Snyder sparked the comeback with a five-yard touchdown run with 13:13 left to cut the lead to 27-17. UB got the ball right back, marched 80 yards down the field and cut the lead to three points on a 32-yard connection from Snyder to Jamari Gassett with 9:35 left.

An interception by safety Marcus Fuqua gave the ball right back to the Bulls and, four plays later, Ron Cook scampered in from 30 yards out to give UB its first lead of the game, 31-27, with 8:06 remaining.

Fuqua intercepted his third pass of the day with a little over three minutes left to give the ball back to the Bulls and set up an Alex McNulty 42-yard field goal with just 47 seconds left to extend the UB lead to 34-27.

On the Toledo's last drive of the game, Caleb Offord sealed the win with the Bulls' fourth interception of the game. All told, Buffalo forced six Toledo turnovers, including a 72-yard fumble return for a touchdown by Jahmin Muse.

Cook finished the day with a career-high 118 yards rushing and a touchdown and added three receptions for 40 yards. Snyder, who struggled in the first half, found his groove in the second half and finished with 245 passing yards and a TD.

Linebacker Shaun Dolac had another stellar game for the Bulls, finishing with 12 tackles, three tackles for loss and two pass breakups. Cornerback Isaiah King, who was wearing no. 41 in memory of Solomon Jackson, had a career-high 11 tackles and an incredible sequence where he forced and recovered a fumble in the third quarter.

It was a tale of two halves as the Bulls scored 27 points on 299 yards of offense in the second half, while holding Toledo to just seven points on 186 yards of offense in the second half.

SCORING BY QUARTER

Toledo	7	13	7	0	27
Buffalo	0	7	3	24	34

SCORING SUMMARY

UT - Turner, J. 26 yd pass from Finn, D. (Clucky, T. kick)
UT - Clucky, T. 39 yd field goal
UB - Muse, Jahmin 72 yd fumble return (McNulty, Alex kick)
UT - Finn, D. 17 yd rush (Clucky, T. kick)
UT - Clucky, T. 23 yd field goal
UB - McNulty, Alex 40 yd field goal
UT - Finn, D. 3 yd rush (Clucky, T. kick)
UB - Snyder, Cole 5 yd rush (McNulty, Alex kick)
UB - Gassett, Jamari 32 yd pass from Snyder, Cole (McNulty, Alex kick)
UB - Cook, Ron 30 yd rush (McNulty, Alex kick)
UB - McNulty, Alex 42 yd field goal

TEAM STATISTICS

	UT	UB
FIRST DOWNS	22	19
NET YARDS RUSHING	198	153
NET YARDS PASSING	240	245
Completions-Attempts-Int	25-48-4	22-39-0
TOTAL OFFENSE YARDS	438	398
Fumbles: Number-Lost	2-2	1-1
Penalties: Number-Yards	5-30	4-35
Punt returns: Number-Yards-TD	2-65-0	0-0-0
Kickoff returns: Number-Yds-TD	2-33-0	4-75-0
Interceptions: Number-Yds-TD	0-0-0	4-29-0
Third-Down Conversions	6 of 18	5 of 16
Fourth-Down Conversions	3 of 5	0 of 3
Red-Zone Scores-Chances	4-4	1-1
Sacks By: Number-Yards	3-27	1-10

INDIVIDUAL STATISTICS

RUSHING: TOLEDO-Stuart, Jacquez 14-107; Finn, Dequan 14-66; Boone, Peny 4-10; Kelly, Micah 5-8; Maddox, Devin 1-7. BUFFALO-Cook, Ron 18-118; Washington, Mike 10-36; Henderson, Al-Jay 1-1; Snyder, Cole 9-(-2).
PASSING: TOLEDO-Finn, Dequan 25-47-4-240. BUFFALO-Snyder, Cole 22-39-0-245.
RECEIVING: TOLEDO-Newton, Jerjuan 6-54; Maddox, Devin 4-34; Boone, Peny 4-20; Barkley, Mikel 3-39; Turner, Jamal 3-36; Zsiros, Thomas 2-36; Stuart, Jacquez 1-8; Kelly, Micah 1-7; Kuhl, Lenny 1-6. BUFFALO-Williams, Quian 5-37; Gassett, Jamari 4-69; Cook, Ron 3-40; Marshall, Justin 3-26; Mangas, Robbie 2-30; Curry, Boobie 2-21; Harrity, Cole 1-8; Embry, Ray 1-7; Borland, Trevor 1-7.
Time of Game: 3:23 Attendance: 14,190



OHIO 45, BUFFALO 24

NOV. 1, 2022 • PEDEN STADIUM • ATHENS, OH

ATHENS, OH – The University at Buffalo football team had its five-game winning streak snapped at Ohio, 45-24, on Tuesday night at Peden Stadium. It was the Bulls' first Mid-American Conference loss of the season.

UB rallied from a 24-3 second-quarter deficit to make it a one-score game on two different occasions in the third quarter, but in the end Ohio's high-octane offense proved to be too much.

Trailing 24-3 late in the second quarter, Cole Snyder found Justin Marshall in the corner of the endzone for a 12-yard touchdown to cut the lead to 24-10 at the half. On Ohio's first possession of the third quarter, Keyshawn Cobb picked off Ohio quarterback Kurtis Rourke and returned it 26 yards for a touchdown and just like that it was 24-17.

After Ohio answered with a touchdown to go up by 14 points, Snyder hit Mike Washington on a short pass for a touchdown to again bring the Bulls to within seven, 31-24, with 1:46 left in the third quarter. The touchdown was set up by a fumble forced by Cobb and recovered by Marcus Fuqua near midfield.

Unfortunately, turnovers hurt the Bulls in the fourth quarter as they fumbled twice, thwarting their comeback effort.

Snyder finished with 234 yards passing and two scores. Marshall and Quian Williams each had six catches in the game. Robbie Mangas added a career-high four grabs for 41 yards.

Defensively, Buffalo was led by the linebacker duo of James Patterson and Shaun Dolac. Patterson had a career-high 16 tackles, including 1.5 tackles for loss. Dolac had 10 tackles in the game.

SCORING BY QUARTER

Buffalo	0	10	14	0	24
Ohio	17	7	7	14	45

SCORING SUMMARY

OU - Wiglusz, S. 16 yd pass from Rourke, K. (Vakos, N. kick)
OU - Vakos, N. 37 yd field goal
OU - Jones, 7. 5 yd pass from Rourke, K. (Vakos, N. kick)
UB - McNulty, Alex 28 yd field goal
OU - Wiglusz, S. 5 yd pass from Rourke, K. (Vakos, N. kick)
UB - Marshall, Justin 12 yd pass from Snyder, Cole (McNulty, Alex kick)
UB - Cobb, Keyshawn 26 interception return (McNulty, Alex kick)
OU - Cross, M. 2 yd pass from Rourke, K. (Vakos, N. kick)
UB - Washington, Mike 2 yd pass from Snyder, Cole (McNulty, Alex kick)
OU - Dorsey, C. 1 yd rush (Vakos, N. kick)
OU - Cross, M. 9 yd pass from Rourke, K. (Vakos, N. kick)

TEAM STATISTICS

	UB	OU
FIRST DOWNS	17	20
NET YARDS RUSHING	22	157
NET YARDS PASSING	238	317
Completions-Attempts-Int	25-49-1	20-29-1
TOTAL OFFENSE YARDS	260	474
Fumbles: Number-Lost	3-2	1-1
Penalties: Number-Yards	4-28	7-51
Punt returns: Number-Yards-TD	0-0-0	2-6-0
Kickoff returns: Number-Yds-TD	3-57-0	2-52-0
Interceptions: Number-Yds-TD	1-26-1	1-0-0
Third-Down Conversions	8 of 19	4 of 9
Fourth-Down Conversions	2 of 3	0 of 0
Red-Zone Scores-Chances	3-3	7-7
Sacks By: Number-Yards	0-0	6-33

INDIVIDUAL STATISTICS

RUSHING: BUFFALO-Washington, Mike 6-19; Henderson, Al-Jay 3-6; Cook, Ron 3-4; Snyder, Cole 16-(-7). OHIO-Dorsey, Cam 12-52; Rourke, Kurtis 6-45; Ross, Julian 4-36; McCormick, Nolan 8-16; Neatherton, Jake 1-16; Kacmarek, Will 1-0.
PASSING: BUFFALO-Snyder, Cole 25-49-1-238. OHIO-Rourke, Kurtis 20-29-1-317.
RECEIVING: BUFFALO-Marshall, Justin 6-72; Williams, Quian 6-64; Mangas, Robbie 4-41; Cook, Ron 2-14; Gassett, Jamari 2-10; Johnson, Marlyn 2-7; Washington, Mike 2-8; Harrity, Cole 1-28. OHIO-Wiglusz, Sam 6-131; Cross, Miles 4-18; Jones Jacoby 3-67; Bostic, James 3-39; Kacmarek, Will 2-44; McCormick Nolan 1-12; Burton, Alec 1-6.
Time of Game: 3:30 Attendance: 16,401

CENTRAL MICHIGAN 31, BUFFALO 27

NOV. 9, 2022 • KELLY/SHORTS STADIUM • MOUNT PLEASANT, MI

MOUNT PLEASANT, MI – The University at Buffalo football team lost to Central Michigan, 31-27, at Kelly/Shorts Stadium on Wednesday night. It was the second straight loss for the Bulls who saw their good first half spoiled by a Chippewa comeback.

It was all Buffalo early on as the Bulls built a 24-7 halftime lead. UB controlled the line of scrimmage and got three rushing touchdowns in the first half. The first was a short run by Mike Washington, followed by a 25-yard run by Ron Cook, Jr. and a 30-yard run by Al-Jay Henderson.

Alex McNulty tacked on a 42-yard field goal with just 20 seconds left in the first half.

The second half turned when quarterback Bert Emmanuel, Jr. was inserted in the lineup for Central Michigan. The CMU signal-caller rushed for 293 yards in the game, 274 coming in the second half alone. His second rushing touchdown of the game tied the game at 27-27 late in the third quarter.

McNulty drilled a 54-yard field goal with 9:42 left in the fourth quarter to give the Bulls the lead, 27-24. It was McNulty's second field goal of the game and 18th of the season, setting a school record for single-season made field goals.

Unfortunately for the Bulls, Central Michigan responded with a touchdown with 7:29 remaining to take the lead for good.

The Bulls rushed for 240 yards in the game, led by Cook's 100. His second 100-yard game in the last three games. Henderson added 72 yards on the ground.

Cole Snyder threw for 191 yards. Justin Marshall was the Bulls' leading receiver with four catches for 45 yards. Quian Williams, Marlyn Johnson and Trevor Borland each added three receptions.

Defensively, Buffalo was led by Shaun Dolac who had 13 tackles, a tackle for loss and a forced fumble. James Patterson added nine stops.

SCORING BY QUARTER

Buffalo	7	17	0	3	27
Central Michigan	7	0	17	7	31

SCORING SUMMARY

UB - Washington, Mike 1 yd run (McNulty, Alex kick)
CM - Stepney, D. 1 yd run (Meeder, M. kick)
UB - Cook, Ron 25 yd run (McNulty, Alex kick)
UB - Henderson, Al-Jay 30 yd run (McNulty, Alex kick)
UB - McNulty, Alex 42 yd field goal
CM - Emanuel, B. 75 yd run (Meeder, M. kick)
CM - Meeder, M. 40 yd field goal
CM - Emanuel, B. 87 yd run (Meeder, M. kick)
UB - McNulty, Alex 54 yd field goal
CM - Emanuel, B. 1 yd run (Meeder, M. kick)

TEAM STATISTICS

	UB	OU
FIRST DOWNS	25	18
NET YARDS RUSHING	240	303
NET YARDS PASSING	191	117
Completions-Attempts-Int	19-32-1	8-17-0
TOTAL OFFENSE YARDS	431	420
Fumbles: Number-Lost	0-0	2-1
Penalties: Number-Yards	6-64	3-15
Punt returns: Number-Yards-TD	0-0-0	1-(-1)-0
Kickoff returns: Number-Yds-TD	3-66-0	2-83-0
Interceptions: Number-Yds-TD	0-0-0	1-11-0
Third-Down Conversions	9 of 20	3 of 9
Fourth-Down Conversions	3 of 5	0 of 1
Red-Zone Scores-Chances	1-1	2-4
Sacks By: Number-Yards	1-12	2-8

INDIVIDUAL STATISTICS

RUSHING: BUFFALO-Cook, Ron 22-100; Henderson, Al-Jay 16-72; Washington, Mike 7-41; Snyder, Cole 12-27. CMU-Emanuel, Bert 24-293; Richardson, Daniel 1-9; Stepney, De'Javion 10-2.
PASSING: BUFFALO-Snyder, Cole 19-32-1-191. CMU-Richardson, Daniel 7-14-0-95; Emanuel, Bert 1-3-0-22.
RECEIVING: BUFFALO-Marshall, Justin 4-45; Williams, Quian 3-36; Johnson, Marlyn 3-19; Borland, Trevor 3-9; Cook, Ron 1-39; Embry, Ray 1-15; Henderson, Al-Jay 1-11; Harrity, Cole 1-7; Washington, Mike 1-5; Mangas, Robbie 1-5. CMU-Conley, Cade 3-61; Carriere, Carlos 2-31.
Time of Game: 3:30 Attendance: 9,103



KENT STATE 30, BUFFALO 27

NOV. 26, 2022 • UB STADIUM • BUFFALO, NY

BUFFALO, NY – The University at Buffalo football team fell in overtime to Kent State, 30-27, at UB Stadium on Saturday afternoon. The Golden Flashes spoiled the Bulls' opportunity to become bowl eligible and they will now need to beat Akron on Friday for their sixth win.

It was a very windy day at UB Stadium and the conditions effected both teams. Capitalizing on a strong tailwind, the Bulls were able to score twice in the third quarter to take a 24-10 lead.

Matt Myers, who saw his first playing time of the season was a big spark for the Bulls. The senior quarterback rushed for a career-high 110 yards and all three of UB's touchdowns in the game. He tied Buffalo's FBS record for rushing yards in a game by a quarterback, tying Alex Zordich who also rushed for 110 yards at Ohio in 2012.

However, with the help of the wind in the fourth quarter, Kent State was able to rally and score 14 points to tie the game at 24-24 with one minute left in regulation and send the game into overtime.

Buffalo scored first in OT on a 30-yard field goal by Alex McNulty, his second of the game. The Golden Flashes countered with a 7-yard touchdown pass for the walk-off win.

Linebacker Shaun Dolac had another stellar game for the Bulls, finishing with a game-high 14 tackles, nine of which were solo. He broke the single-season school record for solo tackles with 86, surpassing the previous record of 80 set by Craig Guest in 1996. Fellow linebacker James Patterson had 10 tackles, including 1.5 tackle for loss. He is now just one tackle shy of becoming just the fifth UB player to amass 400 career tackles.

Cole Snyder completed 20-of-28 passes for 165 yards in the game. Quian Williams had four catches for 63 yards and Mike Washington had four receptions for 23 yards to lead the receivers.

SCORING BY QUARTER

Kent State	3	7	0	14	6	20
Buffalo	3	7	14	0	3	24

SCORING SUMMARY

KS - Glass, A. 24 yd field goal
UB - McNulty, Alex 47 yd field goal
UB - Myers, Matt 2 yd run (McNulty, Alex kick)
KS - Cooper, M. 21 yd run (Glass, A. kick)
UB - Myers, Matt 16 yd run (McNulty, Alex kick)
UB - Myers, Matt 1 yd run (McNulty, Alex kick)
KS - Poke, J. 10 yd run (conversion failed)
KS - Cooper, M. 2 yd run (Poke pass from Ulatowski)
UB - McNulty, Alex 30 yd field goal
KS - Walker, D. 7 yd pass from Ulatowski, T.

TEAM STATISTICS

	KSU	UB
FIRST DOWNS	19	23
NET YARDS RUSHING	214	181
NET YARDS PASSING	150	165
Completions-Attempts-Int	14-34-1	20-28-0
TOTAL OFFENSE YARDS	364	346
Fumbles: Number-Lost	0-0	2-1
Penalties: Number-Yards	5-35	4-21
Punt returns: Number-Yards-TD	1-19-0	1-1-0
Kickoff returns: Number-Yds-TD	1-14-0	2-15-0
Interceptions: Number-Yds-TD	1-18-0	1-0-0
Third-Down Conversions	5 of 18	6 of 18
Fourth-Down Conversions	4 of 5	3 of 3
Red-Zone Scores-Chances	4-4	4-5
Sacks By: Number-Yards	3-20	3-17

INDIVIDUAL STATISTICS

RUSHING: KENT-Cooper, Marquez 30-145; Schlee, Collin 5-44; Ulatowski 4-21; Garcia, Gavin 1-8; Poke, Ja'Shaun 2-7; Bradford, Bryan 2-(-3); Kargman, Devin 1-(-8). BUFFALO-Myers, Matt 21-109; Henderson, Al-Jay 12-41; Washington, Mike 12-40; Williams, Quian 1-4; Snyder, Cole 7-(-12). PASSING: KENT-Kargman 5-18-1-25; Ulatowski, Tommy 6-11-0-102; Schlee, Collin 2-4-0-14; Cooper, Marquez 1-1-0-9. BUFFALO-Snyder, Cole 20-28-0-165. RECEIVING: KENT-Walker, Devontez 5-84; Harris, Trell 5-52; Poke, Ja'Shaun 2-8; Bradford, Bryan 1-5; Cooper Marquez 2-1. BUFFALO-Williams, Quian 4-63; Washington, Mike 4-23; Henderson, Al-Jay 3-28; Borland, Trevor 2-18; Marshall, Justin 2-13; Mangas, Robbie 2-0. Embry, Ray 1-10; Curry, Boobie 1-6; Johnson, Marlyn 1-4.
Time of Game: 3:36 Attendance: 12,302

BUFFALO 23, AKRON 22

DEC. 2, 2022 • UB STADIUM • BUFFALO, NY

BUFFALO, NY – Cole Snyder connected with Quian Williams on a fourth-down, 16-yard touchdown pass with just 1:15 left in the fourth quarter to help rally Buffalo to a 23-22 victory over Akron at UB Stadium on Friday afternoon. The win was UB's sixth of the season, assuring the Bulls will play in a bowl game.

Playing without several key players due to injury, including running backs Ron Cook, Jr. and Al-Jay Henderson, the Bulls turned to the passing game to mount the comeback.

Snyder threw for 264 yards and three touchdowns in the game. Justin Marshall had six catches for 83 yards and a pair of scores, including a 38-yard touchdown grab with just 30 seconds left in the half and a six-yard TD grab late in the third quarter that gave the Bulls a brief lead.

Buffalo was trailing 22-17 with 3:07 left in the game. It looked bleak for the Bulls until Jaylon Bass jumped on a loose ball to give UB possession at its own 40-yard line. The Bulls marched down the field on completions to Williams, Marlyn Johnson, Trevor Borland and Marshall. On 4th-and-10 at the Akron 16, Williams made the play of the game, catching a pass from Snyder near the goal line and before getting knocked out of bounds, reached the ball back behind his head and over the goal line for the game-winning score.

On the ensuing Akron possession, Marcus Fuqua sealed the win with his second interception of the game. The All-MAC first-teamer has seven interceptions on the season – the most by a UB player in its FBS era.

Buffalo fell behind to the Zips, 16-0, but the defense kept the Bulls in the game until the offense could get things going. Linebacker Shaun Dolac had another big game, finishing with a game-high 12 tackles and 2.5 sacks. James Patterson, playing in his final game at UB Stadium, had 11 tackles and two tackles for loss. He became just the fifth player in program history to surpass 400 career tackles.

SCORING BY QUARTER

Miami	9	7	0	6	22
Buffalo	0	10	7	6	23

SCORING SUMMARY

UA - George, D. 16 yd pass from Undercuffler, J. (Smigel, C kick)
UA - Safety
UA - George, D. 16 yd pass from Undercuffler, J. (Smigel, C kick)
UB - McNulty, Alex 43 yd field goal
UB - Marshall, Justin 38yd pass from Snyder, Cole (McNulty, Alex kick)
UB - Marshall, Justin 6 yd pass from Snyder, Cole (McNulty, Alex kick)
UA - Price, C. 17 yd rush (Smigel, C. kick)
UB - Williams, Quian 16 yd pass from Snyder, Cole (McNulty, Alex kick)

TEAM STATISTICS

	UA	UB
FIRST DOWNS	20	18
NET YARDS RUSHING	52	27
NET YARDS PASSING	254	264
Completions-Attempts-Int	29-47-2	23-44-1
TOTAL OFFENSE YARDS	306	291
Fumbles: Number-Lost	2-1	4-1
Penalties: Number-Yards	8-74	11-100
Punt returns: Number-Yards-TD	2-26-0	0-0-0
Kickoff returns: Number-Yds-TD	2-41-0	4-66-0
Interceptions: Number-Yds-TD	1-32-0	2-21-0
Third-Down Conversions	7 of 17	2 of 15
Fourth-Down Conversions	0 of 0	3 of 5
Red-Zone Scores-Chances	3-3	2-3
Sacks By: Number-Yards	2-14	5-33

INDIVIDUAL STATISTICS

RUSHING: AKRON-Price, Clyde 19-79; Undercuffler, Jeff 6-(-27). BUFFALO-Washington, Mike 1-19; Scott, Mark 4-19; Ahmed, Tajay 1-4; Snyder, Cole 6-1; Plummer, Brian 1-(-2). PASSING: AKRON-Undercuffler, Jeff 28-45-2-247; Jankowski, Ryan 1-2-0-7. BUFFALO-Snyder, Cole 23-44-1-264. RECEIVING: AKRON-George, Daniel 7-100; Adams, Alex 7-18; Jacques-Louis, Shockey 5-94; Price, Clyde 4-14; Banks, TJ 3-12; Brank, Tristian 1-8; Anderson, Caleb 1-8; Georges, Tony 1-0. BUFFALO-Washington, Mike 8-58; Marshall, Justin 6-83; Williams, Quian 2-30; Ruiz-Navarro 2-13; Harriy, Cole 1-33; Embry, Ray 1-28; Borland, Trevor 1-14; Johnson, Marlyn 1-6; Gasset, Jamari 1-(-1).
Time of Game: 3:44 Attendance: 12,247



The Last Time...

Last Shutout:

Oct. 19, 2019 – Buffalo 21, Akron 0

Last Time Shut Out:

Nov. 19, 2016 – at Western Michigan 38, Buffalo 0

Last Overtime Game:

Nov. 26, 2022 - vs. Kent State

Last Overtime Win:

Sept. 24, 2016 – vs. Army, 23-20 (OT)

Last Overtime Loss:

Nov. 26, 2022 - vs. Kent State, 30-27 (OT)

Last Kickoff Returned for a Touchdown:

Oct. 5, 2013 – Devin Campbell vs. Eastern Michigan (96 yds)

Last Punt Returned for a Touchdown:

Sept. 5, 2015 - Jacob Martinez vs. Albany (86 yds)

Last Interception Returned for a Touchdown:

Nov. 1, 2022 - Keyshawn Cobb at Ohio (26 yds)

Last Fumble Returned for a Touchdown:

Oct. 22, 2022 - Jahmin Muse vs. Toledo (72 yds)

Last 100 yard Rush Game:

Nov. 26, 2022- Matt Myers vs. Kent State (110 yds., 22 att.)

Last 200 yard Rush Game:

Nov. 28, 2020- Jaret Patterson vs. Kent State (409 yds., 36 att.)

Last 300 yard Rush Game:

Nov. 28, 2020- Jaret Patterson vs. Kent State (409 yds., 36 att.)

Last 400 yard Rush Game:

Nov. 28, 2020- Jaret Patterson vs. Kent State (409 yds., 36 att.)

Last UB Player To Score 5 or more rushing TDS/Game

Nov. 28, 2020 – Jaret Patterson vs. Kent State (8)

Last UB Player To Score 4 or more rushing TDS/Game

Nov. 28, 2020 – Jaret Patterson vs. Kent State (8)

Last UB Player To Score 3 or more rushing TDS/Game

Nov. 26, 2022 – Matt Myers vs. Kent State (3)

Last UB Rusher To Have 36 or More Carries In a Game

Nov. 28, 2020 – Jaret Patterson vs. Kent State (409 yards, 36 att.)

Last Time Two UB Rushers Have Gone Over 100 Yards:

Dec. 12, 2020 – Kevin Marks vs. Akron (182 yards, 15 att.)

Jaret Patterson vs. Akron (105 yds, 16 att.)

Last Player to Have 10 or More Catches in a Game:

Oct. 7, 2017 – Anthony Johnson vs. W. Michigan (11 rec., 195 yds)

Last 100 yd Receiving Game:

Sept. 10, 2022 - Justin Marshall vs. Holy Cross (5 rec., 116 yds)

Quian Williams vs. Holy Cross (8 rec., 105 yds)

Last 200 yd Receiving Game:

Oct. 30, 2018 – Anthony Johnson vs. Miami (OH) (8 rec., 238 yards)

Last Receiver To Catch 3 TDs In One Game:

Oct. 30, 2018 –Anthony Johnson vs. Miami (OH) (75, 20, 10)

Last Receiver To Catch 4 or More TDs In One Game:

Nov. 16, 2017 – Anthony Johnson at Ball State (21,14,11,56)

Last Time Two UB Receivers Have Gone Over 100 Yards:

Sept. 10, 2022 - Justin Marshall vs. Holy Cross (5 rec., 116 yds)

Quian Williams vs. Holy Cross (8 rec., 105 yds)

Last Time Three UB Receivers Have Gone Over 100 Yards:

Oct. 7, 2017 – Anthony Johnson vs. W. Michigan (11 rec., 195 yds)

Kamathi Holsey vs. Western Michigan (6 rec., 143 yds)

K.J. Osborn vs. Western Michigan (7 rec., 138)

Last 300 yd Passing Game:

Sept. 10, 2022 – Cole Snyder vs. Holy Cross (305)

Last 400 yd Passing Game:

Nov. 7, 2017 – Tyree Jackson vs. Bowling Green (406)

Last 500 yd Passing Game:

Oct. 7, 2017 – Drew Anderson vs. Western Michigan (597 yards)

Last Time a UB Quarterback Has Thrown 3 Touchdowns:

Dec. 2, 2022 – Cole Snyder vs. Akron (3)

Last Time a UB Quarterback Has Thrown 4 Touchdowns:

Nov. 10, 2020 – Kyle Vantrease vs. Miami (OH) (4)

Last Time a UB Quarterback Has Thrown 5+ Touchdowns:

Sept. 1, 2018 – Tyree Jackson vs. Delaware State (6)

Last Time a UB Quarterback Has Attempted 40 Passes:

Dec. 2, 2022 – Cole Snyder vs. Akron (23-of-44)

Last Time a UB Quarterback Has Completed 25 Passes:

Nov. 1, 2022 – Cole Snyder at Ohio (25-of-49)

Last Successful Two-Point Conversion:

Oct. 16, 2021 – Kyle Vantrease pass to Dylan McDuffie vs. Ohio

Last Defensive Two-Point Conversion:

Oct. 28, 2008 – Andrae Smith at Ohio on Kendric Hawkins blocked PAT

Last 50-Yard Plus Field Goal:

Nov. 9, 2022 - Alex McNulty at Central Michigan (54)

Last kicker to record four or more field goals in a game:

Sept. 17, 2022 – 4, Alex McNulty at Coastal Carolina (36, 47, 42, 26)

Buffalo recorded a safety:

Nov. 2, 2019 - Chibueze Onwuka sack in endzone at EMU

A UB player recorded two interceptions

Dec. 2, 2022 – Marcus Fuqua vs. Akron (2)

A UB player recorded three or more interceptions

Oct. 22, 2022 – Marcus Fuqua vs. Toledo (3)

A UB player forced two or more fumbles in a game

Sept. 18, 2021 – Taylor Riggins vs. Coastal Carolina (2)

A UB player recovered two or more fumbles in a game

Oct. 24, 2009 - Scott Pettigrew at Western Michigan (2)

A UB player recorded 15 or more tackles

Nov. 1, 2022 - James Patterson at Ohio (16 tackles)

A UB player recorded 20 or more tackles

Sept. 29, 2018 – Khalil Hodge vs. Army (20 tackles)

A UB player recorded two or more sacks in a game

Dec. 2, 2022 – Shaun Dolac vs. Akron (2.5)

A UB player recorded three or more sacks in a game

Oct. 23, 2021 – Kyler Laing at Akron (3.5)

A UB player blocked a field goal

Sept. 25, 2021 - C.J. Bazile at Old Dominion

A UB player returned a blocked field goal for a touchdown

Sept. 25, 2021 - C.J. Bazile at Old Dominion (90 yds)

A UB player blocked an extra point

Oct. 11, 2014 – Dalton Barksdale at Eastern Michigan

A UB player blocked a punt

Oct. 30, 2021 - Shaun Dolac vs. Bowling Green

Last blocked punt returned for a touchdown

Nov. 17, 2012 – Kyndal Minniefield at UMass (blocked by Adam Redden)

UB didn't attempt a punt in a game

Sept. 2, 2021 vs. Wagner



2022 University at Buffalo Football Roster

NO.	PLAYER	POS	CL	HT	WT	HOMETOWN	HS/PREVIOUS SCHOOL
0	Jaylon Bass	DT	Jr.	6-3	295	Ashland, AL	Clay Central/Hutchinson CC
0	Khamran Laborn	WR	So.	5-9	162	Norfolk, VA	Maury/Garden City CC
1	Justin Marshall	WR	Gr.	6-3	213	Conyers, GA	Georgia Prep Sports Academy/Louisville
1	Jayden Oliver	CB	Jr.	6-3	175	Tampa, FL	East Bay/New Mexico Military Institute
2	Ron Cook, Jr.	RB	Sr.	5-9	187	Washington, DC	St. John's College
3	Quian Williams	WR	Gr.	6-0	194	Oklahoma City, OK	Southmoore/Eastern Michigan
4	Mike DePillo	QB	Fr.	6-6	215	Clarkston, MI	Clarkston
5	Boobie Curry	WR	Gr.	6-2	211	Houston, TX	St. Pius X/Arizona
5	Caleb Offord	CB	Jr.	6-1	192	Southaven, MS	Southaven/Notre Dame
6	Max Michel	DE	Sr.	6-2	228	Elizabeth, NJ	Elizabeth
7	Solomon Brown	S	Jr.	5-11	195	Largo, FL	Largo/Minnesota
8	James Patterson	LB	5th	6-0	230	Glendale, MD	Saint Vincent Pallotti
8	Jovany Ruiz-Navarro	WR	Red 6th	6-0	197	Fredonia, NY	Fredonia
9	Clevester Hines	WR	Jr.	6-2	185	Dublin, CA	Dublin/College of San Mateo
10	Marcus Fuqua	S	Jr.	6-0	192	Southfield, MI	Southfield A&T
11	Jahmin Muse	S	Gr.	6-0	212	Elizabeth, NJ	Elizabeth/Boston College
12	Cole Harrity	WR	Jr.	6-0	205	Truckee, CA	Truckee/New Mexico State
13	Kameron Olds	DE	Fr.	6-4	245	Richmond, VA	Midlothian/Fork Union Military Academy
14	Jackson Baltar	K/P	Sr.	5-11	172	Orlando, FL	Bishop Moore
14	Iesa Jarmon	CB	So.	6-0	175	Cincinnati, OH	Lasalle/Cincinnati
15	Pershaun Fann	NICK	Fr.	6-0	205	Moultrie, GA	Colquitt County
15	Cole Snyder	QB	Jr.	6-2	205	Lakewood, NY	Southwestern/Rutgers
16	Ali Fisher	WR	R-Fr.	6-1	189	Belleville, MI	Pioneer
16	Alex McNulty	K	Sr.	6-1	224	Caledonia, NY	McQuaid Jesuit
17	Nik McMillan	WR	Fr.	6-1	180	Buffalo, NY	Dr. Henry Wise (MD)
19	Javien Cuff	WR	Jr.	6-2	176	Vero Beach, FL	Vero Beach
19	Jonathan Capo	S	Fr.	6-0	190	Wappingers Falls, NY	Ketcham
20	Ja'Mori Coard	DT	Fr.	6-3	300	Crestwood, SC	Crestwood
21	Demarco Cuffey	CB	R-Fr.	6-1	179	Waldorf, MD	IMG Academy
21	Robbie Mangas	TE	Gr.	6-4	260	Chantilly, VA	Gonzaga College/Dartmouth
22	Al-Jay Henderson	RB	R-Fr.	6-0	197	South Orange, NJ	Irvington
23	Devin Grant	S	Fr.	6-4	190	Elmont, NY	Holy Cross HS
24	Solomanie Bambara	DE	R-Fr.	6-6	209	Philadelphia, PA	Neumann Goretti
25	Tajay Ahmed	RB	Sr.	6-1	192	Lockport, NY	Starpont/Canada Prep Academy
26	Khalil Murdock	LB	Fr.	6-3	220	Hopewell, VA	Hopewell/Fork Union Military Academy
27	Mike Washington	RB	R-Fr.	6-2	216	Utica, NY	Cicero-North Syracuse
28	Jalen McNair	S	R-So.	5-9	195	Durham, NC	Our Lady of Good Counsel
28	Caron Robinson	RB	So.	5-9	182	Rochester, NY	Aquinas Institute
29	Blake Hiligh	CB	Fr.	6-0	175	Alexandria, VA	St. Stephen's & St. Agnes
30	Willie Hampton	LB	Gr.	6-1	220	Fort Lauderdale, FL	American Heritage/Western Carolina
30	Joseph Giggie	RB	Fr.	5-11	190	Fairport, NY	Fairport
31	Caleb Arena	S	R-So.	6-1	208	Pittsford, NY	Pittsford Mendon
32	Jackson Paradis	RB	Fr.	6-0	230	Kingston, NH	Tilton School
33	Caleb Tate	LB	Jr.	6-0	210	Tampa, FL	Tampa Catholic
33	Mark Scott	RB	Fr.	5-9	175	Port Jefferson Station, NY	St. John the Baptist
35	Brennan Clasgens	S	Fr.	6-0	185	Rochester, NY	Brighton
36	Zach Pilarcek	TE	Fr.	6-4	225	Endicott, NY	Union-Endicott/Milford Academy
37	Evan Davis	LS	Sr.	5-10	194	Fair Haven, NJ	Rumson-Fair Haven
38	Damian Jackson	DE	Gr.	6-2	263	Las Vegas, NV	Shadow Ridge/Nebraska
39	Dylan Powell	S	Gr.	6-3	212	Bowie, MD	St. Vincent Pallotti/ASA College
40	Justin Piwowarczyk	LB	Fr.	6-0	235	West Seneca, NY	West Seneca West
42	Troy Little	LB	Fr.	6-2	245	Marcy, NY	Whitesboro
44	Wyatt Molinich	TE	Jr.	6-0	239	Pittsford, NY	Pittsford Sutherland
45	James Ziglor III	S	So.	5-11	190	Marietta, GA	Harrison/Vanderbilt
48	Fabian Weitz	LB	Jr.	6-0	216	Cologne, Germany	Gesamtschule Cologne Rodenkirchen
50	Michael Tetteh	DE	So.	6-3	240	Bronx, NY	Cardinal Hayes
51	Nick Hemer	LS	Fr.	6-4	170	Harmony, PA	Seneca Valley
52	Shaun Dolac	LB	Jr.	6-1	220	West Seneca, NY	West Seneca East/Milford Academy
53	C.J. Bazile	DE	Jr.	6-3	248	Bayonne, NJ	Bayonne
53	Sidney Walker	OL	Gr.	6-2	286	Crestview, FL	Baker/Connecticut
54	James Carrington III	OL	So.	6-3	250	Buffalo, NY	St. Joseph's/Allegheny College
55	Kyler Laing	DE	Jr.	6-1	236	Tallahassee, FL	Amos P. Godby
56	Jake Zimmer	LB	Sr.	6-1	230	Penfield, NY	McQuaid Jesuit/Milford Academy



2022 BUFFALO BULLS FOOTBALL

NO.	PLAYER	POS	CL	HT	WT	HOMETOWN	HS/PREVIOUS SCHOOL
59	Konrad Krzyszton	OL	Fr.	6-2	240	Hamburg, NY	Frontier
60	Andrew Kerwin	OL	So.	6-4	269	Clarence, NY	Canisius
65	Nick Hartnett	OL	Sr.	6-3	295	Springfield, VA	West Springfield/VMI
66	Dom Polizzi	OL	Jr.	6-1	282	Brockport, NY	Brockport
68	Liam Hamilton	OL	Fr.	6-3	300	Ossining, NY	Ossining
69	Gabe Wallace	OL	Sr.	6-6	305	Salmon Arm, BC	St. Andrew's College
70	Nick Zikuski	DT	Jr.	6-3	271	Binghamton, NY	Binghamton
71	Matt Pajuste	OL	R-Fr.	6-4	318	Philadelphia, PA	Martin Luther King
72	Will Swope	OL	Gr.	6-6	300	State College, PA	State College Area/Cornell
74	Isaiah Wright	OL	So.	6-4	300	North Plainfield, NJ	St. Peter's Prep/Rutgers
75	Desmond Bessent	OL	Gr.	6-7	310	Tampa, FL	Sickles/San Diego State
76	Artese Gregory	OL	Jr.	6-3	305	Plainfield, IL	Plainfield East/Southern Utah
77	Caelan Shepard	OL	Jr.	6-6	298	Annapolis, MD	Broadneck
78	Tyler Doty	OL	So.	6-5	301	Gasport, NY	St. Joseph's Collegiate Institute
80	Cameron Ball	TE	Fr.	6-6	235	Washington, DC	Gonzaga College HS
81	Nicholas Fronczak	TE	R-Fr.	6-6	259	Victor, NY	Victor
83	Tadd Barr	WR	Jr.	6-0	175	Pen Argyl, PA	Pen Argyl/Moravian University
84	Marlyn Johnson	WR	Jr.	6-4	202	Penllyn, PA	The Peddie School
85	Ray Embry	TE	Sr.	6-3	242	Norman, OK	Prague HS/East Central University
86	Aidan Walline	WR	Fr.	6-2	195	Clarence, NY	Clarence
87	Jeremy Yancey	WR	Fr.	6-5	195	Buffalo, NY	South Park
88	Chandler Baker	WR	Sr.	5-10	178	Batavia, NY	Batavia/Erie CC
90	George Wolo	DT	Jr.	6-0	272	Columbia, MD	Our Lady of Good Counsel
91	Devin Morgan	DT	Fr.	6-2	285	Baltimore, MD	St. Frances Academy
92	Joey Hawryschuk	DL	Fr.	6-3	240	Victor, NY	Victor
94	Anthony Venneri	P/K	Fr.	6-0	225	Hamilton, Ontario	St. Thomas More
95	Daymond Williams	DT	Sr.	6-3	283	Round Rock, TX	Cedar Ridge/Cisco College
96	Floyd Dozier	DT	R-Fr.	6-2	292	Palmetto, FL	Palmetto
98	Daishon Folsom	DT	Jr.	6-2	277	Pensacola, FL	Escambia/Hutchinson CC
99	Cornell Evans	DT	Fr.	6-1	280	Baltimore, MD	St. Frances Academy

Head Coach: Maurice Linguist (2nd year)

Assistants: Shane Montgomery (offensive coordinator/quarterbacks), Brandon Bailey (defensive coordinator/safeties), Chris White (special teams coordinator), Ron Whitcomb (tight ends/recruiting coordinator), Matt Stansfield (offensive line), Cedric Douglas (defensive line), Greg Knox (running backs/assistant special teams coordinator), Kevin Sherman (wide receivers), Kevin Corless (linebackers)



2022-23 Buffalo Football
Game Results
All games

Page 1/1
as of Dec 20, 2022

Team Results

	Date	Opponent		Score	Overall	Conf	Time	Attend
	09/03/2022	at Maryland	L	10-31	0-1	0-0	3:34	30223
	09/10/2022	Holy Cross	L	31-37	0-2	0-0	3:53	16933
	09/17/2022	at Coastal Carolina	L	26-38	0-3	0-0	3:51	13372
*	09/24/2022	at Eastern Mich.	W	50-31	1-3	1-0	3:35	14524
*	10/01/2022	Miami (OH)	W	24-20	2-3	2-0	3:27	18615
*	10/08/2022	at Bowling Green	W	38-7	3-3	3-0	3:25	8724
	10/15/2022	at Massachusetts	W	34-7	4-3	3-0	3:28	13378
*	10/22/2022	Toledo	W	34-27	5-3	4-0	3:34	14190
*	11/01/2022	at Ohio	L	24-45	5-4	4-1	3:31	16401
*	11/09/2022	at Central Mich.	L	27-31	5-5	4-2	3:31	9103
*	11/26/2022	Kent St.	Lot1	27-30	5-6	4-3	3:37	12302
*	12/02/2022	Akron	W	23-22	6-6	5-3	3:44	12247



2022-23 Buffalo Football
Overall Team Statistics
All games

Page 1/2
as of Dec 20, 2022

Team Statistics

	UB	OPP
Scoring	348	326
Points per game	29.0	27.2
Points Off Turnovers	67	38
First Downs	262	223
Rushing	111	89
Passing	128	109
Penalty	23	25
Rushing Yardage	1723	2096
Yards gained rushing	2065	2395
Yards lost rushing	342	299
Rushing attempts	496	418
Average per rush	3.5	5.0
Average per game	143.6	174.7
TDs Rushing	21	23
Passing Yardage	2794	2594
Comp-Att-Int	252-425-8	205-363-12
Average per pass	6.6	7.1
Average per catch	11.1	12.7
Average per game	232.8	216.2
TDs Passing	17	17
Total offense	4517	4690
Total plays	921	781
Average per play	4.9	6.0
Average per game	376.4	390.8
Kick returns: #-Yards	31-641	23-543
Punt returns: #-Yards	9-10	16-228
Int returns: #-Yards	12-175	8-105
Kick return average	20.7	23.6
Punt return average	1.1	14.3
Int return average	14.6	13.1
Fumbles-Lost	20-9	19-14
Penalties-Yards	69-635	79-688
Average per game	52.9	57.3
Punts-Yards	53-2239	56-2290
Average per punt	42.2	40.9
Net punt average	34.9	37.8
Kickoffs-Yards	73-4398	63-3827
Average per kick	60.2	60.7
Net kick average	37.5	38.7
Time of possession / game	32:18	27:01
3rd-down conversion	71/193	54/158
3rd-down pct	37%	34%
4rd-down conversion	22/37	10/25



2022-23 Buffalo Football
Overall Team Statistics
All games

Page 2/2
as of Dec 20, 2022

	UB	OPP
4rd-down pct	59%	40%
Sacks by-Yards	24-169	30-181
Misc Yards	0	0
Touchdowns scored	41	42
Field goals - attempts	21-25	11-12
On-Side kicks	0-0	0-0
Red-zone scores	(36-40) 90%	(37-43) 86%
Red-zone touchdowns	(26-40) 65%	(29-43) 67%
PAT-attempts	(39-40) 98%	(37-37) 100%
2-point conversion-attempts	(0-1) 0%	(1-3) 33%
Attendance	74287	105725
Games / Avg per game	5/14857	7/15104
Neutral site games	-	0/0

Score by Periods

Team	1st	2nd	3rd	4th	OT	TOT
Buffalo	63	141	71	70	3	348
Opponents	78	85	79	78	6	326



2022-23 Buffalo Football Individual Statistics All games

Page 1/3
as of Dec 20, 2022

Rushing

Player	gp	att	gain	loss	net	avg	td	lg	avg/g
Mike Washington	12	143	627	21	606	4.2	7	92	50.5
Ron Cook	10	139	642	42	600	4.3	4	49	60.0
Al-Jay Henderson	10	59	309	8	301	5.1	3	84	30.1
Cole Snyder	12	106	343	203	140	1.3	4	25	11.7
Matt Myers	1	22	112	2	110	5.0	3	16	110.0
Mark Scott	1	4	19	0	19	4.8	0	13	19.0
Robbie Mangas	12	1	5	0	5	5.0	0	5	0.4
Tajay Ahmed	7	1	4	0	4	4.0	0	4	0.6
Quian Williams	12	2	4	2	2	1.0	0	4	0.2
Jamari Gassett	10	1	0	1	-1	-1.0	0	0	-0.1
Brian Plummer	4	1	0	2	-2	-2.0	0	0	-0.5
Anthony Venneri	9	1	0	11	-11	-11.0	0	0	-1.2
Team	12	16	0	50	-50	-3.1	0	0	-4.2
Total	12	496	2065	342	1723	3.5	21	92	143.6
Opponents	12	418	2395	299	2096	5.0	23	87	174.7

Passing

Player	gp	effic	comp-att-int	pct	yds	td	lg	avg/g
Cole Snyder	12	123.5	250-423-8	59.1	2765	17	69	230.4
Ron Cook	10	217.6	1-1-0	100.0	14	0	14	1.4
Quian Williams	12	226.0	1-1-0	100.0	15	0	15	1.3
Total	12	124.0	252-425-8	59.3	2794	17	69	232.8
Opponents	12	125.3	205-363-12	56.5	2594	17	67	216.2

Receiving

Player	gp	no.	yds	avg	td	lg	avg/g
Quian Williams	12	56	643	11.5	5	59	53.6
Justin Marshall	12	53	710	13.4	8	69	59.2
Jamari Gassett	10	28	347	12.4	2	65	34.7
Mike Washington	12	23	135	5.9	1	23	11.3
Marlyn Johnson	12	16	128	8.0	0	18	10.7
Ron Cook	10	16	207	12.9	0	39	20.7
Robbie Mangas	12	14	125	8.9	0	23	10.4
Cole Harrity	12	13	170	13.1	1	33	14.2
Trevor Borland	11	11	87	7.9	0	14	7.9
Boobie Curry	8	6	73	12.2	0	20	9.1
Al-Jay Henderson	10	6	45	7.5	0	13	4.5
Rayvante Embry	11	5	72	14.4	0	28	6.5
Jovany Ruiz-Navarro	3	2	13	6.5	0	8	4.3
Clevester Hines	5	2	24	12.0	0	14	4.8
Cole Snyder	12	1	15	15.0	0	15	1.3
Total	12	252	2794	11.1	17	69	232.8
Opponents	12	205	2593	12.6	17	67	216.1

Punt Returns

Player	no.	yds	avg	td	lg
Quian Williams	7	13	1.9	0	14
Chandler Baker	1	1	1.0	0	1
Ron Cook	1	-4	-4.0	0	0
Total	9	10	1.1	0	14
Opponents	16	228	14.3	0	42

Interceptions

Player	no.	yds	avg	td	lg
Marcus Fuqua	7	85	12.1	0	23
Jahmin Muse	1	51	51.0	0	51
James Patterson	1	5	5.0	0	5
Caleb Offord	1	8	8.0	0	8
Daymond Williams	1	0	0.0	0	0
Keyshawn Cobb	1	26	26.0	1	26
Total	12	175	14.6	1	51
Opponents	8	105	13.1	0	42

Kick Returns

Player	no.	yds	avg	td	lg
Ron Cook	19	410	21.6	0	32
Quian Williams	4	128	32.0	0	75
Chandler Baker	4	66	16.5	0	22
Robbie Mangas	1	3	3.0	0	3
Justin Marshall	1	19	19.0	0	19
Cole Harrity	1	2	2.0	0	2
Trevor Borland	1	13	13.0	0	13
Total	31	641	20.7	0	75
Opponents	23	543	23.6	1	89

Fumble Returns

Player	no.	yds	avg	td	lg
James Patterson	2	97	48.5	1	97
Keyshawn Cobb	1	9	9.0	0	9
Marcus Fuqua	2	5	2.5	0	5
Jahmin Muse	2	0	0.0	1	0
Isaiah King	1	0	0.0	0	0
Damian Jackson	1	0	0.0	0	0
Quian Williams	1	0	0.0	0	0
Ibrahim Kante	1	0	0.0	0	0
Caleb Offord	1	0	0.0	0	0
Chandler Baker	1	0	0.0	0	0
Jaylon Bass	1	0	0.0	0	0
Total	14	111	7.9	2	97
Opponents	9	56	6.2	1	33



**2022-23 Buffalo Football
Individual Statistics
All games**

Page 2/3
as of Dec 20, 2022

Scoring

Player	td	fg	PAT						pts
			kick	rush	rcv	pass	dxp	saf	
Alex McNulty	-	21-25	39-40	-	-	-	-	-	102
Justin Marshall	8	-	-	-	-	-	-	-	48
Mike Washington	8	-	-	-	-	-	-	-	48
Quian Williams	5	-	-	-	-	-	-	-	30
Ron Cook	4	-	-	-	-	-	-	-	24
Cole Snyder	4	-	-	-	-	-	-	-	24
Matt Myers	3	-	-	-	-	-	-	-	18
Al-Jay Henderson	3	-	-	-	-	-	-	-	18
Jamari Gasset	2	-	-	-	-	-	-	-	12
Jahmin Muse	1	-	-	-	-	-	-	-	6
James Patterson	1	-	-	-	-	-	-	-	6
Cole Harrity	1	-	-	-	-	-	-	-	6
Keyshawn Cobb	1	-	-	-	-	-	-	-	6
Total	41	21-25	39-40	0	0	0	0	0	348
Opponents	42	11-12	37-37	0	1	1	0	1	326

Field Goals

Player	fg	pct.	01-19	20-29	30-39	40-49	50-99	lg	blk
Alex McNulty	21-25	84.0	0-0	4-4	6-7	9-10	2-4	54	0
Opponents	11-12	91.7	0-0	4-4	4-4	3-4	0-0	45	0

FG Sequence

Team Name	Buffalo	Opponents
Maryland	41,,(34)	(45)
Holy Cross	(52)	(28)
Coastal Carolina	(36),(47),(42),(26)	(44)
Eastern Mich.	(41),(37),(28)	(35)
Miami (OH)	(43),(1)	(35),(22)
Bowling Green	(26)	
Massachusetts	(39),(39)	
Toledo	57,(40),(42)	(39),(23)
Ohio	(28)	(37)
Central Mich.	(42),(54)	(40)
Akron	(43),53	42
Kent St.	(47),33,(30)	(24)

Numbers in (parentheses) indicate field goal was made

Total Offense

Player	g	plays	rush	pass	total	avg/g
Cole Snyder	12	529	140	2765	2905	242.1
Ron Cook	10	140	600	14	614	61.4
Mike Washington	12	143	606	0	606	50.5
Al-Jay Henderson	10	59	301	0	301	30.1
Matt Myers	1	22	110	0	110	110.0
Mark Scott	1	4	19	0	19	19.0
Quian Williams	12	3	2	15	17	1.4
Robbie Mangas	12	1	5	0	5	0.4
Tajay Ahmed	7	1	4	0	4	0.6
Jamari Gasset	10	1	-1	0	-1	-0.1
Brian Plummer	4	1	-2	0	-2	-0.5
Anthony Venneri	9	1	-11	0	-11	-1.2
Team	12	0	-50	0	-50	-4.2
Total	12	921	1723	2794	4517	376.4
Opponents	12	781	2096	2594	4690	390.8

Punting

Player	no.	yds	avg	lg	tb	fc	i20	50+	blk
Anthony Venneri	39	1661	42.6	64	6	7	9	10	0
Jackson Baltar	13	522	40.2	52	1	2	0	3	0
Cole Snyder	1	56	56.0	56	1	0	0	1	0
Total	53	2239	42.2	64	8	9	9	14	0
Opponents	56	2290	40.9	91	8	18	19	13	0

Kickoffs

Player	no.	yds	avg	tb	ob	retn	net	ydln
Alex McNulty	73	4398	60.2	40	2			
Total	73	4398	60.2	40	2	23	37.5	27
Opponents	63	3827	60.7	28	1	30	38.7	26



2022-23 Buffalo Football
Individual Statistics
All games

Page 3/3
as of Dec 20, 2022

All Purpose

Player	g	rush	rcv	pr	kr	ir	total	avg/g
Ron Cook	10	600	207	-4	410	0	1213	121.3
Quian Williams	12	2	643	13	128	0	786	65.5
Mike Washington	12	606	135	0	0	0	741	61.8
Justin Marshall	12	0	710	0	19	0	729	60.8
Al-Jay Henderson	10	301	45	0	0	0	346	34.6
Jamari Gassett	10	-1	347	0	0	0	346	34.6
Cole Harrity	12	0	170	0	2	0	172	14.3
Cole Snyder	12	140	15	0	0	0	155	12.9
Robbie Mangas	12	5	125	0	3	0	133	11.1
Marlyn Johnson	12	0	128	0	0	0	128	10.7
Matt Myers	1	110	0	0	0	0	110	110.0
Trevor Borland	11	0	87	0	13	0	100	9.1
Marcus Fuqua	12	0	0	0	0	85	85	7.1
Boobie Curry	8	0	73	0	0	0	73	9.1
Rayvante Embry	11	0	72	0	0	0	72	6.5
Chandler Baker	3	0	0	1	66	0	67	22.3
Jahmin Muse	12	0	0	0	0	51	51	4.3
Keyshawn Cobb	12	0	0	0	0	26	26	2.2
Clevester Hines	5	0	24	0	0	0	24	4.8
Mark Scott	1	19	0	0	0	0	19	19.0
Jovany Ruiz-Navarro	3	0	13	0	0	0	13	4.3
Caleb Offord	11	0	0	0	0	8	8	0.7
James Patterson	12	0	0	0	0	5	5	0.4
Tajay Ahmed	7	4	0	0	0	0	4	0.6
Brian Plummer	4	-2	0	0	0	0	-2	-0.5
Anthony Venneri	9	-11	0	0	0	0	-11	-1.2
Team	12	-50	0	0	0	0	-50	-4.2
Total	12	1723	2794	10	641	175	5343	445.3
Opponents	12	2096	2593	228	543	105	5565	463.8



2022-23 Buffalo Football
Overall Defense Statistics
All games

Page 1/2
as of Dec 20, 2022

Team Defense

			Tackles				Sacks	Pass defense			Fumbles	blkd		
##	Player	gp	ua	a	tot	tfl/yds	no-yds	int-yds	brup	qbh	fr-yds	ff	kick	saf
52	Shaun Dolac	12	90	44	134	12.5-42	4.5-29	.	7	2	.	2	.	.
8	James Patterson	12	65	47	112	11-46	1.5-18	1-5	2	4	2-97	2	.	.
3	Keyshawn Cobb	12	34	32	66	6-28	1.5-13	1-26	8	4	1-9	3	.	.
10	Marcus Fuqua	12	34	26	60	2.5-7	.	7-85	5	1	2-5	.	.	.
11	Jahmin Muse	12	33	23	56	5-22	2-16	1-51	3	1	2-0	3	.	.
4	Isaiah King	11	20	8	28	.	.	.	7	.	1-0	1	.	.
95	Daymond Williams	12	16	12	28	9.5-46	4.5-36	1-0	3	1
2	Elijah Blades	8	22	5	27	1.5-10	.	.	4
53	C.J. Bazile	12	9	17	26	5-13	1.5-5	.	1	3
5	Caleb Offord	11	17	8	25	2-5	.	1-8	6	.	1-0	.	.	.
18	Ibrahim Kante	12	10	12	22	5.5-26	3-23	.	3	1	1-0	.	.	.
38	Damian Jackson	12	8	14	22	2.5-3	1-2	.	.	1	1-0	.	.	.
0	Jaylon Bass	12	5	15	20	4-11	0.5-3	.	3	1	1-0	.	.	.
90	George Wolo	12	6	12	18	3-18	2.5-16	.	.	1
98	Daishon Folsom	10	7	8	15	2.5-2	0.5-1	.	.	1
6	Max Michel	9	5	7	12	1.5-7	1-7	1	.	.
9	Logic Hudgens	2	7	4	11
33	Caleb Tate	12	8	1	9
30	Willie Hampton	8	5	3	8	0.5-0
26	Khalil Murdock	4	6	.	6	.	.	.	1
13	Kameron Olds	10	3	3	6	1-2	1	.	.
1	Jayden Oliver	4	3	1	4	1-3
23	Devin Grant	8	3	1	4	1
32	Jibrahn Claude	9	2	1	3
48	Fabian Weitz	7	2	1	3
15	Cole Snyder	12	3	.	3
21	Robbie Mangas	12	2	1	3
37	Evan Davis	12	1	1	2
12	Cole Harrity	12	2	.	2
55	Kyler Laing	2	2	.	2	1-2
24	Solomanie Bambara	9	.	2	2
94	Anthony Venneri	9	2	.	2
7	Solomon Brown	9	1	1	2
39	Dylan Powell	9	.	1	1
18	Jamari Gassett	10	1	.	1	1-13	1	.	.
3	Quian Williams	12	1	.	1	1-0	.	.	.
29	Blake Hiligh	4	1	.	1
62	Jack Hasz	12	1	.	1
19	Jonathan Capo	7	1	.	1
1	Justin Marshall	12	.	1	1	0.5-2
2	Ron Cook	10	.	1	1



2022-23 Buffalo Football
Overall Defense Statistics
All games

Page 2/2
as of Dec 20, 2022

			Tackles				Sacks	Pass defense			Fumbles	blkd		
##	Player	gp	ua	a	tot	tfl/yds	no-yds	int-yds	brup	qbh	fr-yds	ff	kick	saf
78	Tyler Doty	12	1	.	1
88	Chandler Baker	3	1-0	.	.	.
	Totals	12	441	314	755	79-308	24-169	12-175	53	22	14-111	14	0	0
	Opponents	12	453	468	921	77-286	30-181	8-105	72	38	9-56	9	1	1



2022-23 Buffalo Football Team Game-by-Game All games

Page 1/1
as of Dec 20, 2022

Date	Opponent	Rushing				Receiving				Passing				Kick Returns				Punt Returns				tot off
		no.	yds	td	lg	no.	yds	td	lg	cmp-att-int	yds	td	lg	no.	yds	td	lg	no.	yds	td	lg	
09/03/2022	at Maryland	38	108	1	19	18	160	0	34	18-35-0	160	0	34	0	0	0	0	1	-1	0	0	268
09/10/2022	Holy Cross	31	159	1	25	23	305	3	69	23-34-0	305	3	69	4	94	0	32	1	14	0	14	464
09/17/2022	at Coastal Carolina	44	59	0	15	30	278	2	20	30-49-2	278	2	20	7	163	0	29	0	0	0	0	337
09/24/2022	at Eastern Mich.	55	201	4	17	20	297	2	65	20-29-0	297	2	65	1	75	0	75	0	0	0	0	498
10/01/2022	Miami (OH)	34	90	2	30	19	188	1	23	19-35-1	188	1	23	1	12	0	12	2	-2	0	2	278
10/08/2022	at Bowling Green	52	280	4	92	13	186	0	47	13-20-0	186	0	47	1	3	0	3	1	10	0	10	466
10/15/2022	at Massachusetts	38	203	1	84	20	277	3	49	20-31-2	277	3	49	1	15	0	15	3	-12	0	2	480
10/22/2022	Toledo	38	153	2	49	22	245	1	32	22-39-0	245	1	32	4	75	0	22	0	0	0	0	398
11/01/2022	at Ohio	28	22	0	8	25	238	2	28	25-49-1	238	2	28	3	57	0	24	0	0	0	0	260
11/09/2022	at Central Mich.	57	240	3	30	19	191	0	39	19-32-1	191	0	39	3	66	0	27	0	0	0	0	431
11/26/2022	Kent St.	55	181	3	16	20	165	0	29	20-28-0	165	0	29	2	15	0	13	1	1	0	1	346
12/02/2022	Akron	26	27	0	13	23	264	3	38	23-44-1	264	3	38	4	66	0	22	0	0	0	0	291
Buffalo		496	1723	21	92	252	2794	17	69	252-425-8	2794	17	69	31	641	0	75	9	10	0	14	4517
Opponents		418	2096	23	87	205	2593	17	67	205-363-12	2594	17	67	23	543	1	89	16	228	0	42	4690

Buffalo Averages

Games	Avg/ rush	Avg/ catch	Pass effic	KR avg	PR avg	All purpose avg/game	Total offense avg/game
12	3.5	11.1	124.0	20.7	1.1	445.3	376.4

Date	Opponent	Tackles				Sacks	Fumble		Pass Defense			blkd	PAT attempts			off		
		ua	a	total	tfl-yds	no-yds	ff	fr-yds	int-yds	qbh	brup	kick	kick	rush	rcv	saf	t/o	pts
09/03/2022	at Maryland	47	6	53	5.0-19	1-12	0	0-0	1-23	0	3	0	1-1	0	0	0	0	10
09/10/2022	Holy Cross	33	40	73	4.0-14	2-10	0	0-0	0-0	0	3	0	4-4	0	0	0	0	31
09/17/2022	at Coastal Carolina	23	28	51	2.0-4	0-0	2	4-0	0-0	3	2	0	2-2	0	0	0	6	26
09/24/2022	at Eastern Mich.	26	26	52	4.0-11	1-7	1	0-0	1-5	2	2	0	5-6	0	0	0	0	50
10/01/2022	Miami (OH)	43	22	65	10.0-29	2-15	0	0-0	1-51	0	5	0	3-3	0	0	0	7	24
10/08/2022	at Bowling Green	46	10	56	5.0-26	4-25	2	3-106	1-20	3	11	0	5-5	0	0	0	17	38
10/15/2022	at Massachusetts	28	46	74	15.0-65	4-28	2	1-0	0-0	1	2	0	4-4	0	0	0	0	34
10/22/2022	Toledo	50	24	74	7.0-20	1-10	2	2-0	4-29	3	7	0	4-4	0	0	0	17	34
11/01/2022	at Ohio	34	30	64	3.0-5	0-0	1	1-5	1-26	7	3	0	3-3	0	0	0	14	24
11/09/2022	at Central Mich.	33	14	47	4.0-24	1-12	2	1-0	0-0	0	3	0	3-3	0	0	0	0	27
11/26/2022	Kent St.	39	36	75	9.0-34	3-17	0	0-0	1-0	1	8	0	3-3	0	0	0	0	27
12/02/2022	Akron	39	32	71	11.0-57	5-33	2	2-0	2-21	2	4	0	2-2	0	0	0	6	23
Buffalo		441	314	755	79.0-308	24-169	14	14-111	12-175	22	53	0	39-40	0	0	0	67	348
Opponents		453	468	921	77.0-286	30-181	9	9-56	8-105	38	72	1	37-37	0	1	1	38	326

Date	Opponent	Punting										Field Goals			Kickoffs			
		no.	yds	avg	long	blkd	tb	fc	50+	i20	md-att	long	blkd	no.	yds	avg	tb	ob
09/03/2022	at Maryland	7	312	44.6	51	0	0	2	2	0	1-2	34	0	3	194	64.7	2	0
09/10/2022	Holy Cross	4	144	36.0	56	0	1	0	2	0	1-1	52	0	6	389	64.8	5	0
09/17/2022	at Coastal Carolina	3	122	40.7	46	0	1	0	0	0	4-4	47	0	7	448	64.0	6	1
09/24/2022	at Eastern Mich.	1	44	44.0	44	0	1	0	0	0	3-3	41	0	9	418	46.4	1	0
10/01/2022	Miami (OH)	6	257	42.8	53	0	1	3	1	3	1-1	43	0	5	300	60.0	2	0
10/08/2022	at Bowling Green	5	219	43.8	48	0	1	0	0	2	1-1	26	0	7	396	56.6	2	0
10/15/2022	at Massachusetts	3	152	50.7	61	0	1	0	2	1	2-2	39	0	7	445	63.6	5	0
10/22/2022	Toledo	4	141	35.3	64	0	0	0	1	0	2-3	42	0	7	448	64.0	4	0
11/01/2022	at Ohio	5	233	46.6	59	0	0	0	3	0	1-1	28	0	5	325	65.0	2	0
11/09/2022	at Central Mich.	4	164	41.0	48	0	0	2	0	1	2-2	54	0	6	366	61.0	4	0
11/26/2022	Kent St.	5	165	33.0	42	0	1	0	0	0	2-3	47	0	5	300	60.0	4	0
12/02/2022	Akron	6	286	47.7	64	0	1	2	3	2	1-2	43	0	6	369	61.5	3	1
Buffalo		53	2239	42.2	64	0	8	9	14	9	21-25	54	0	73	4398	60.2	40	2
Opponents		56	2290	40.9	91	0	8	18	13	19	11-12	45	0	63	3827	60.7	28	1



2022-23 Buffalo Football Opponents Game-by-Game All games

Page 1/1
as of Dec 20, 2022

Date	Opponent	Rushing				Receiving				Passing				Kick Returns				Punt Returns				tot off
		no.	yds	td	lg	no.	yds	td	lg	cmp-att-int	yds	td	lg	no.	yds	td	lg	no.	yds	td	lg	
09/03/2022	at Maryland	26	149	4	70	25	297	0	35	25-35-1	297	0	35	1	41	0	41	3	44	0	18	446
09/10/2022	Holy Cross	45	219	2	26	13	238	3	62	13-22-0	238	3	62	1	24	0	24	0	0	0	0	457
09/17/2022	at Coastal Carolina	28	221	1	67	17	283	3	59	17-25-0	283	3	59	0	0	0	0	1	7	0	7	504
09/24/2022	at Eastern Mich.	31	137	2	29	12	190	1	67	12-19-1	190	1	67	3	123	1	89	0	0	0	0	327
10/01/2022	Miami (OH)	38	240	2	73	14	119	0	44	14-26-1	119	0	44	3	36	0	24	0	0	0	0	359
10/08/2022	at Bowling Green	29	99	0	32	21	280	1	35	21-43-1	281	1	35	3	59	0	22	3	52	0	42	380
10/15/2022	at Massachusetts	41	112	1	17	8	108	0	27	8-19-0	108	0	27	2	37	0	19	1	10	0	10	220
10/22/2022	Toledo	39	201	2	48	24	240	1	26	24-47-4	240	1	26	2	33	0	20	2	65	0	36	441
11/01/2022	at Ohio	35	157	1	28	20	317	5	49	20-29-1	317	5	49	3	52	0	20	2	6	0	7	474
11/09/2022	at Central Mich.	36	303	4	87	8	117	0	39	8-17-0	117	0	39	2	83	0	60	1	-1	0	0	420
11/26/2022	Kent St.	45	206	3	33	14	150	1	42	14-34-1	150	1	42	1	14	0	14	1	19	0	19	356
12/02/2022	Akron	25	52	1	19	29	254	2	33	29-47-2	254	2	33	2	41	0	29	2	26	0	26	306
Opponents		418	2096	23	87	205	2593	17	67	205-363-12	2594	17	67	23	543	1	89	16	228	0	42	4690
Buffalo		496	1723	21	92	252	2794	17	69	252-425-8	2794	17	69	31	641	0	75	9	10	0	14	4517

Opponents Averages

Games	Avg/ rush	Avg/ catch	Pass effic	KR avg	PR avg	All purpose avg/game	Total offense avg/game
12	5.0	12.6	125.3	23.6	14.3	463.8	390.8

Date	Opponent	Tackles				Sacks	Fumble		Pass Defense			blkd	PAT attempts			off		
		ua	a	total	tfl-yds	no-yds	ff	fr-yds	int-yds	qbh	brup	kick	kick	rush	rcv	saf	t/o	pts
09/03/2022	at Maryland	49	12	61	7.0-41	4-34	0	0-0	0-0	0	8	0	4-4	0	0	0	0	31
09/10/2022	Holy Cross	35	30	65	3.0-5	1-1	0	0-0	0-0	0	9	0	4-4	0	0	0	0	37
09/17/2022	at Coastal Carolina	44	60	104	13.0-52	5-30	1	2-0	2-40	5	9	0	5-5	0	0	0	21	38
09/24/2022	at Eastern Mich.	28	66	94	4.0-7	1-2	0	0-0	0-0	3	3	1	4-4	0	0	0	0	31
10/01/2022	Miami (OH)	30	44	74	5.0-14	0-0	1	1-0	1-18	5	5	0	2-2	0	0	0	3	20
10/08/2022	at Bowling Green	37	36	73	4.0-16	2-12	1	1-20	0-0	2	2	0	1-1	0	0	0	0	7
10/15/2022	at Massachusetts	31	38	69	5.0-9	0-0	0	0-0	2-4	2	7	0	1-1	0	0	0	0	7
10/22/2022	Toledo	38	42	80	9.0-39	4-27	1	1-0	0-0	1	8	0	3-3	0	0	0	0	27
11/01/2022	at Ohio	28	34	62	9.0-39	6-33	3	2-36	1-0	12	5	0	6-6	0	0	0	7	45
11/09/2022	at Central Mich.	55	36	91	7.0-17	2-8	0	0-0	1-11	1	6	0	4-4	0	0	0	0	31
11/26/2022	Kent St.	48	42	90	6.0-25	3-20	1	1-0	0-0	1	4	0	1-1	0	1	0	0	30
12/02/2022	Akron	30	28	58	5.0-22	2-14	1	1-0	1-32	6	6	0	2-2	0	0	1	7	22
Opponents		453	468	921	77.0-286	30-181	9	9-56	8-105	38	72	1	37-37	0	1	1	38	326
Buffalo		441	314	755	79.0-308	24-169	14	14-111	12-175	22	53	0	39-40	0	0	0	67	348

Date	Opponent	Punting										Field Goals			Kickoffs			
		no.	yds	avg	long	blkd	tb	fc	50+	i20	md-att	long	blkd	no.	yds	avg	tb	ob
09/03/2022	at Maryland	5	237	47.4	63	0	2	0	2	2	1-1	45	0	6	388	64.7	5	1
09/10/2022	Holy Cross	5	215	43.0	55	0	0	0	2	2	1-1	28	0	6	368	61.3	2	0
09/17/2022	at Coastal Carolina	2	86	43.0	45	0	1	1	0	0	1-1	44	0	7	407	58.1	0	0
09/24/2022	at Eastern Mich.	1	62	62.0	62	0	0	0	1	1	1-1	35	0	6	383	63.8	5	0
10/01/2022	Miami (OH)	6	249	41.5	53	0	0	1	3	2	2-2	35	0	5	308	61.6	4	0
10/08/2022	at Bowling Green	6	241	40.2	61	0	0	2	1	2	0-0	0	0	2	108	54.0	1	0
10/15/2022	at Massachusetts	8	292	36.5	55	0	1	4	1	3	0-0	0	0	2	127	63.5	1	0
10/22/2022	Toledo	3	153	51.0	91	0	1	1	1	0	2-2	39	0	6	368	61.3	2	0
11/01/2022	at Ohio	3	111	37.0	52	0	0	1	1	2	1-1	37	0	8	498	62.3	3	0
11/09/2022	at Central Mich.	4	191	47.8	54	0	1	2	1	2	1-1	40	0	6	380	63.3	3	0
11/26/2022	Kent St.	5	171	34.2	43	0	0	1	0	2	1-1	24	0	5	268	53.6	2	0
12/02/2022	Akron	8	282	35.3	45	0	2	5	0	1	0-1	0	0	4	224	56.0	0	0
Opponents		56	2290	40.9	91	0	8	18	13	19	11-12	45	0	63	3827	60.7	28	1
Buffalo		53	2239	42.2	64	0	8	9	14	9	21-25	54	0	73	4398	60.2	40	2



2022-23 Buffalo Football
Team Game Highs
All games

Page 1/1
as of Dec 20, 2022

Buffalo - Game Highs

RUSHES	57	at Central Mich. (11/09/2022)
YARDS RUSHING	280	at Bowling Green (10/08/2022)
YARDS PER RUSH	5.4	at Bowling Green (10/08/2022)
TD RUSHES	4	at Eastern Mich. (09/24/2022)
	4	at Bowling Green (10/08/2022)
PASS ATTEMPTS	49	at Ohio (11/01/2022)
	49	at Coastal Carolina (09/17/2022)
PASS COMPLETIONS	30	at Coastal Carolina (09/17/2022)
YARDS PASSING	305	Holy Cross (09/10/2022)
YARDS PER PASS	10.2	at Eastern Mich. (09/24/2022)
TD PASSES	3	Akron (12/02/2022)
	3	at Massachusetts (10/15/2022)
	3	Holy Cross (09/10/2022)
TOTAL PLAYS	93	at Coastal Carolina (09/17/2022)
TOTAL OFFENSE	498	at Eastern Mich. (09/24/2022)
YARDS PER PLAY	7.1	Holy Cross (09/10/2022)
POINTS	50	at Eastern Mich. (09/24/2022)
SACKS BY	5	Akron (12/02/2022)
FIRST DOWNS	29	at Eastern Mich. (09/24/2022)
PENALTIES	11	Akron (12/02/2022)
PENALTY YARDS	100	Akron (12/02/2022)
TURNOVERS	4	at Coastal Carolina (09/17/2022)
PUNTS	7	at Maryland (09/03/2022)
PUNTING AVG	50.7	at Massachusetts (10/15/2022)
LONG PUNT	64	Akron (12/02/2022)
	64	Toledo (10/22/2022)
PUNTS INSIDE 20	3	Miami (OH) (10/01/2022)
LONG PUNT RETURN	14	Holy Cross (09/10/2022)



2022-23 Buffalo Football
Individual Game Highs
All games

Page 1/1
as of Dec 20, 2022

Buffalo - Individual Game Highs

RUSHES	22	Matt Myers vs Kent St. (11/26/2022)
	22	Ron Cook at Central Mich. (11/09/2022)
YARDS RUSHING	155	Mike Washington at Bowling Green (10/08/2022)
TD RUSHES	3	Matt Myers vs Kent St. (11/26/2022)
LONG RUSH	92	Mike Washington at Bowling Green (10/08/2022)
PASS ATTEMPTS	49	Cole Snyder at Ohio (11/01/2022)
PASS COMPLETIONS	29	Cole Snyder at Coastal Carolina (09/17/2022)
YARDS PASSING	305	Cole Snyder vs Holy Cross (09/10/2022)
TD PASSES	3	Cole Snyder vs Akron (12/02/2022)
	3	Cole Snyder at Massachusetts (10/15/2022)
	3	Cole Snyder vs Holy Cross (09/10/2022)
LONG PASS	69	Cole Snyder vs Holy Cross (09/10/2022)
RECEPTIONS	8	Mike Washington vs Akron (12/02/2022)
	8	Quian Williams at Coastal Carolina (09/17/2022)
	8	Justin Marshall at Coastal Carolina (09/17/2022)
	8	Quian Williams vs Holy Cross (09/10/2022)
YARDS RECEIVING	116	Justin Marshall vs Holy Cross (09/10/2022)
TD RECEPTIONS	2	Justin Marshall vs Akron (12/02/2022)
	2	Justin Marshall vs Holy Cross (09/10/2022)
LONG RECEPTION	69	Justin Marshall vs Holy Cross (09/10/2022)
PUNTS	7	Jackson Baltar at Maryland (09/03/2022)
PUNTING AVG	56.0	Cole Snyder vs Holy Cross (09/10/2022)
LONG PUNT	64	Anthony Venneri vs Akron (12/02/2022)
	64	Anthony Venneri vs Toledo (10/22/2022)
PUNTS INSIDE 20	3	Anthony Venneri vs Miami (OH) (10/01/2022)
LONG PUNT RETURN	14	Quian Williams vs Holy Cross (09/10/2022)
LONG KICKOFF RETURN	75	Quian Williams at Eastern Mich. (09/24/2022)
TACKLES	16	James Patterson at Ohio (11/01/2022)
SACKS	2.5	Shaun Dolac vs Akron (12/02/2022)
TACKLES FOR LOSS	3	Shaun Dolac vs Toledo (10/22/2022)
	3	Ibrahim Kante at Massachusetts (10/15/2022)
	3	Shaun Dolac vs Miami (OH) (10/01/2022)



2022-23 Buffalo Football
Red-Zone Results
All games

Page 1/1
as of Dec 20, 2022

Buffalo Inside Opponent Red-Zone

Date	Opponent	Score	Times	Times	Total	Rush	Pass	FGs	Failed to score inside RZ						
			In RZ	Scored	Pts TDs				FGA	Down	Int	Fumb	Half	Game	
09/03/2022	at Maryland	L 10-31	3	2	10 1	1	0	1	1	1	0	0	0	0	0
09/10/2022	Holy Cross	L 31-37	2	2	14 2	1	1	0	0	0	0	0	0	0	0
09/17/2022	at Coastal Carolina	L 26-38	5	5	23 2	0	2	3	3	0	0	0	0	0	0
09/24/2022	at Eastern Mich.	W 50-31	8	8	43 5	4	1	3	3	0	0	0	0	0	0
10/01/2022	Miami (OH)	W 24-20	3	3	21 3	2	1	0	0	0	0	0	0	0	0
10/08/2022	at Bowling Green	W 38-7	5	4	25 3	3	0	1	1	1	0	0	0	0	0
10/15/2022	at Massachusetts	W 34-7	1	1	7 1	0	1	0	0	0	0	0	0	0	0
10/22/2022	Toledo	W 34-27	1	1	7 1	1	0	0	0	0	0	0	0	0	0
11/01/2022	at Ohio	L 24-45	3	3	17 2	0	2	1	1	0	0	0	0	0	0
11/09/2022	at Central Mich.	L 27-31	1	1	7 1	1	0	0	0	0	0	0	0	0	0
11/26/2022	Kent St.	L 27-30	5	4	24 3	3	0	1	2	0	0	0	0	0	0
12/02/2022	Akron	W 23-22	3	2	13 2	0	2	0	0	1	0	0	0	0	0
Totals 36 of 40 (90.0%)			40	36	211 26	16	10	10	11	3	0	0	0	0	0

Opponents Inside Buffalo Red-Zone

Date	Opponent	Score	Times	Times	Total	Rush	Pass	FGs	Failed to score inside RZ						
			In RZ	Scored	Pts TDs				FGA	Down	Int	Fumb	Half	Game	
09/03/2022	Maryland	L 10-31	2	2	14 2	2	0	0	0	0	0	0	0	0	0
09/10/2022	Holy Cross	L 31-37	4	4	24 3	2	1	1	1	0	0	0	0	0	0
09/17/2022	Coastal Carolina	L 26-38	3	2	14 2	1	1	0	0	0	0	0	0	0	1
09/24/2022	Eastern Mich.	W 50-31	4	4	24 3	2	1	1	1	0	0	0	0	0	0
10/01/2022	Miami (OH)	W 24-20	3	3	13 1	1	0	2	2	0	0	0	0	0	0
10/08/2022	Bowling Green	W 38-7	3	1	7 1	0	1	0	0	0	0	2	0	0	0
10/15/2022	Massachusetts	W 34-7	2	1	7 1	1	0	0	0	1	0	0	0	0	0
10/22/2022	Toledo	W 34-27	4	4	20 2	2	0	2	2	0	0	0	0	0	0
11/01/2022	Ohio	L 24-45	7	7	45 6	1	5	1	1	0	0	0	0	0	0
11/09/2022	Central Mich.	L 27-31	4	2	14 2	2	0	0	0	1	0	0	0	0	1
11/26/2022	Kent St.	L 27-30	4	4	23 3	2	1	1	1	0	0	0	0	0	0
12/02/2022	Akron	W 23-22	3	3	20 3	1	2	0	0	0	0	0	0	0	0
Totals 37 of 43 (86.0%)			43	37	225 29	17	12	8	8	2	0	2	0	2	2



RUSHING RECORDS

----- GAME -----

YARDS

PLAYER	YARDS	ATT	OPPONENT
1. Jaret Patterson	409	36	Kent State (11/28/20)
2. Jaret Patterson	301	31	at Bowling Green (11/17/20)
3. Jaret Patterson	298	26	Bowling Green (11/29/19)
4. Jordan Johnson	282	24	Akron (10/27/16)
5. Alan Bell	266	26	Duquesne (11/2/91)
6. Brandon Oliver	249	34	Ohio (11/5/13)
7. Brandon Oliver	238	25	Morgan State (9/8/12)
8. Anthone Taylor	237	36	at Massachusetts (11/28/14)
9. Brandon Oliver	235	29	Akron (11/19/11)
10. O.D. Underwood	232	36	Rochester (9/27/86)

ATTEMPTS

PLAYER	ATT	YARDS	OPPONENT
1. Brandon Oliver	43	216	Massachusetts (10/19/13)
2. O.D. Underwood	41	182	Ithaca (10/18/86)
3. James Starks	37	151	at Akron (11/13/08)
4. O.D. Underwood	36	232	Rochester (9/27/86)
James Starks	36	183	Ohio (10/6/07)
Anthone Taylor	36	237	at Massachusetts (11/28/14)
Anthone Taylor	36	219	at Bowling Green (10/4/14)
Anthone Taylor	36	222	Miami (OH) (9/27/14)
Jaret Patterson	36	409	Kent State (11/28/20)
10. Anthony Swan	35	147	Boston Univ. (11/18/95)
Brandon Oliver	35	114	at Pittsburgh (9/3/11)
Kevin Marks	35	138	vs. Marshall (12/25/20)

TOUCHDOWNS

PLAYER	TDS	OPPONENT
1. Jaret Patterson	8	Kent State (11/28/20)
2. Jaret Patterson	6	Bowling Green (11/29/19)
Lou Corriere	6	Hobart (11/7/42)
4. Jaret Patterson	5	Toledo (11/20/19)
Anthony Swan	5	Fordham (9/2/95)
6. Pat Whitehead	4	Albany (11/6/82)
Anthony Swan	4	Illinois State (8/29/96)
Brandon Oliver	4	at Kent State (10/26/13)
Jaret Patterson	4	at Bowling Green (11/17/20)
10. 21 tied with	3	



BRANDEN OLIVER



JARET PATTERSON



ANTHONY SWAN



RUSHING RECORDS

----- 100-YARD RUSHERS (SINCE 1999) -----

YDS	PLAYER	YEAR	OPPONENT	ATT
409	Jaret Patterson	2020	Kent State	36
301	Jaret Patterson	2020	Bowling Green	31
298	Jaret Patterson	2019	Bowling Green	26
282	Jordan Johnson	2016	Akron	24
249	Branden Oliver	2013	Ohio	34
238	Branden Oliver	2012	Morgan State	25
237	Anthone Taylor	2014	Massachusetts	36
235	Branden Oliver	2011	Akron	29
231	James Starks	2007	Toledo	34
222	Anthone Taylor	2014	Miami (OH)	36
219	Anthone Taylor	2014	Bowling Green	36
216	Branden Oliver	2013	Massachusetts	43
199	Branden Oliver	2012	Miami (OH)	32
192	Jaret Patterson	2019	Toledo	32
187	Jaret Patterson	2018	Kent State	18
185	James Starks	2008	Ohio	30
185	Branden Oliver	2013	Kent State	34
183	James Starks	2007	Ohio	34
182	Kevin Marks	2020	Akron	15
181	James Starks	2008	UTEP	31
179	Branden Oliver	2011	Ohio	34
178	Anthone Taylor	2014	Akron	32
177	James Starks	2008	Miami	26
173	Marquis Dwarte	2000	Akron	25
173	Albert Grundy	2000	Northern Illinois	18
173	Jaret Patterson	2019	Charlotte	32
172	Ike Nduka	2009	Western Michigan	18
172	Ike Nduka	2009	Central Michigan	22
172	Jeffvon Gill	2009	Bowling Green	23
167	Kevin Marks	2018	Central Michigan	18
166	Dylan McDuffie	2021	Bowling Green	34
162	James Starks	2006	Kent State	24
160	Devin Campbell	2012	Ohio	30
160	Jaret Patterson	2019	Eastern Michigan	33
156	Marquis Dwarte	2000	Miami (OH)	26
155	Mike Washington	2022	Bowling Green	16
154	Anthone Taylor	2013	Miami (OH)	17
153	Aaron Leeper	2002	Rutgers	34
151	James Starks	2008	Akron	37
150	Marquis Dwarte	2001	Connecticut	25
150	Branden Oliver	2013	Eastern Michigan	25
150	Branden Oliver	2013	Miami (OH)	26
149	Jaret Patterson	2019	Central Michigan	28
148	James Starks	2007	Miami (OH)	19
147	Jordan Johnson	2015	Ohio	28
145	Aaron Leeper	2002	Marshall	21
144	Emmanuel Reed	2017	Kent State	33
143	Dylan McDuffie	2021	Ohio	23
141	Jaret Patterson	2019	Kent State	30
138	Kevin Marks	2018	Temple	25
138	Kevin Marks	2020	Marshall	35
137	Jaret Patterson	2020	Northern Illinois	20
137	James Starks	2007	Bowling Green	21
137	Derrick Gordon	2001	Marshall	30
136	James Starks	2008	Kent State	24
133	Branden Oliver	2011	Eastern Michigan	18
133	Theo Anderson	2017	Bowling Green	22
133	Jaret Patterson	2019	Temple	27
131	Ike Nduka	2009	Gardner-Webb	24
128	Branden Oliver	2013	Western Michigan	19
128	Anthone Taylor	2014	Eastern Michigan	24
127	Branden Oliver	2011	Bowling Green	34
126	Josh Roth	1999	Hofstra	18
126	Brandon Thermilus	2009	Miami, OH	11
126	Branden Oliver	2011	Stony Brook	15
125	Dylan McDuffie	2021	Northern Illinois	29
125	James Starks	2008	Western Michigan	28
125	Mario Henry	2007	Temple	17
125	Dave Dawson	2003	Rutgers	14
124	Derrick Gordon	1999	Central Michigan	19
123	Brandon Thermilus	2009	Kent State	29
123	Jordan Johnson	2015	Miami (OH)	28

YDS	PLAYER	YEAR	OPPONENT	ATT
123	Emmanuel Reed	2017	Ball State	18
122	Chris McDuffie	2004	Nevada	14
121	Jaret Patterson	2018	Central Michigan	18
120	Emmanuel Reed	2017	Colgate	22
120	Steven King	2004	Akron	12
119	Aaron Leeper	2002	Central Florida	27
118	Branden Oliver	2011	Ball State	27
118	Anthone Taylor	2013	Stony Brook	24
118	Kevin Marks	2019	Toledo	16
118	Ron Cook	2022	Toledo	18
116	Anthone Taylor	2014	Norfolk State	28
116	Anthone Taylor	2015	Florida Atlantic	25
116	Emmanuel Reed	2017	Akron	28
115	Anthone Taylor	2014	Duquesne	30
114	Jordan Johnson	2016	Albany	23
114	Branden Oliver	2011	Pittsburgh	35
114	Josh Roth	1999	Virginia	20
114	Branden Oliver	2013	San Diego State	28
113	James Starks	2006	Miami (OH)	19
112	Branden Oliver	2011	Northern Illinois	28
112	Kevin Marks	2019	Ohio	22
111	Branden Oliver	2012	Georgia	30
110	Steven King	2004	UCF	15
110	Alex Zordich	2012	Ohio	19
110	Matt Myers	2022	Kent State	22
109	Dave Dawson	2003	Miami (OH)	13
109	Emmanuel Reed	2018	Bowling Green	15
109	Kevin Marks	2020	Miami (OH)	16
108	Dylan McDuffie	2021	Akron	22
108	Kevin Marks	2019	Liberty	18
107	Devin Campbell	2012	Western Michigan	22
107	Emmanuel Reed	2017	Florida Atlantic	26
107	Kevin Marks	2019	Bowling Green	14
106	Albert Grundy	2000	Ball State	11
105	Jaret Patterson	2020	Akron	16
104	Dave Dawson	2003	Ohio	18
104	Devin Campbell	2012	Pittsburgh	19
104	Jordan Johnson	2014	Akron	17
104	Anthone Taylor	2015	Albany	17
104	Jaret Patterson	2018	Rutgers	14
103	Dave Dawson	2002	Marshall	14
102	Brandon Thermilus	2008	UTEP	16
102	Dave Dawson	2004	Eastern Michigan	10
102	Branden Oliver	2013	Toledo	24
101	Dave Dawson	2004	Marshall	5
101	Branden Oliver	2012	Toledo	24
101	Kevin Marks	2019	Miami (OH)	17
100	Jordan Johnson	2016	Miami (OH)	29
100	Ron Cook	2022	Central Michigan	22





RUSHING RECORDS

-----SEASON-----

YARDS

PLAYER	YARDS	ATT	YEAR
1. Jaret Patterson	1,799	312	2019
2. Branden Oliver	1,535	310	2013
3. Anthone Taylor	1,403	282	2014
4. Branden Oliver	1,395	306	2011
5. James Starks	1,333	272	2008
6. O.D. Underwood	1,189	229	1986
7. Anthony Swan	1,117	244	1996
8. Jaret Patterson	1,072	141	2020
9. James Starks	1,103	251	2007
10. Dylan McDuffie	1,049	206	2021

ATTEMPTS

PLAYER	ATT	YARDS	YEAR
1. Jaret Patterson	312	1,799	2019
2. Branden Oliver	310	1,535	2013
3. Branden Oliver	306	1,395	2011
4. Anthone Taylor	282	1,403	2014
5. James Starks	272	1,333	2008
6. James Starks	251	1,103	2007
7. Anthony Swan	244	1,117	1996
8. Anthony Swan	236	968	1995
9. Aaron Leeper	235	917	2002
10. O.D. Underwood	229	1,189	1986

TOUCHDOWNS

PLAYER	TDS	YEAR
1. Jaret Patterson	19	2019
Jaret Patterson	19	2020
3. Lee Jones	16	1966
James Starks	16	2008
5. O.D. Underwood	15	1986
Branden Oliver	15	2013
7. Jaret Patterson	14	2018
8. Branden Oliver	13	2011
Kevin Marks	13	2018
10. Lee Jones	12	1967
Pat Whitehead	12	1982
James Starks	12	2007
Anthone Taylor	12	2014

AVERAGE RUSH (MIN. 100 CARRIES)

PLAYER	YPC	YEAR
1. Jaret Patterson	7.6	2020
2. Kevin Marks	6.6	2020
3. John Hartman	6.1	1990
4. Jaret Patterson	5.8	2019
5. Branden Oliver	5.5	2012
Jaret Patterson	5.5	2018
7. Dave Dawson	5.3	2003
8. Jordan Johnson	5.2	2016
9. Pat Whitehead	5.2	1982
O.D. Underwood	5.2	1986

100-YARD GAMES

PLAYER	GAMES	YEAR
1. Branden Oliver	8	2011
Branden Oliver	8	2013
Jaret Patterson	8	2019
4. O.D. Underwood	7	1986
Anthony Swan	7	1996
Anthone Taylor	7	2014
7. James Starks	6	2008
8. Emmanuel Reed	5	2017
Kevin Marks	5	2019
10. Eight tied with	4	

-----CAREER-----

YARDS

PLAYER	YARDS	ATT	YEARS
1. Branden Oliver	4,049	866	2010-13
2. Jaret Patterson	3,884	636	2018-20
3. James Starks	3,140	698	2006-08
4. Anthony Swan	3,103	812	1994-97
5. Kevin Marks	3,035	667	2018-21
6. Alan Bell	3,022	682	1989-92
7. Anthone Taylor	2,651	554	2011-15
8. Jordan Johnson	2,212	446	2014-16
9. O.D. Underwood	2,062	438	1986-87
10. Lee Jones	1,570	414	1965-67

ATTEMPTS

PLAYER	ATT	YARDS	YEARS
1. Branden Oliver	866	4,049	2010-13
2. Anthony Swan	812	3,103	1994-97
3. James Starks	698	3,140	2006-08
4. Alan Bell	682	3,022	1989-92
5. Kevin Marks	667	3,035	2018-21
6. Jaret Patterson	636	3,884	2018-20
7. Anthone Taylor	554	1,822	2011-15
8. Cliff Scott	515	901	1991-94
9. Jordan Johnson	446	2,212	2014-16
10. O.D. Underwood	438	2,062	1986-87

TOUCHDOWNS

PLAYER	TDS	YEARS
1. Jaret Patterson	52	2018-20
2. James Starks	34	2006-08
3. Branden Oliver	33	2010-13
Kevin Marks	33	2018-21
5. Lee Jones	29	1965-67
Anthony Swan	29	1994-97
7. Alan Bell	26	1989-92
8. O.D. Underwood	23	1986-87
9. Cliff Scott	20	1991-94
10. Jordan Johnson	19	2014-16

AVERAGE RUSH (MIN. 150 CARRIES)

PLAYER	YPC	YEARS
1. Willie Evans	6.36	1957-59
2. Jaret Patterson	6.11	2018-20
3. Dave Dawson	5.59	2002-05
4. Dylan McDuffie	5.17	2018-21
5. John Hartman	5.07	1987-90
6. Jordan Johnson	5.00	2014-16
7. Dane Hightower	4.84	1984-85
8. Anthone Taylor	4.78	2011-15
9. O.D. Underwood	4.71	1986-87
10. Pat Whitehead	4.70	1980-82

100-YARD GAMES

PLAYER	GAMES	YEARS
1. Branden Oliver	20	2010-13
2. Jaret Patterson	15	2018-20
3. Anthony Swan	13	1994-97
4. James Starks	12	2006-08
5. Anthone Taylor	11	2011-15
6. Alan Bell	10	1989-92
Kevin Marks	10	2018-21
7. O.D. Underwood	9	1986-87
9. Jordan Johnson	6	2014-16
Pat Whitehead	6	1980-82
Emmanuel Reed	6	2016-18



RUSHING RECORDS

----- YEAR-BY-YEAR RUSHING LEADERS -----

YEAR	PLAYER	YARDS	ATT	AVG	TDS
1949	Raymond Weser	597	84	7.1	6
1950	Donald Holland	274	61	4.5	6
1951	Donald Holland	423	92	4.6	5
1952	William Crowley	215	75	2.9	0
1953	Elmer Jahn	363	72	5.0	0
1954	Paul Snyder	368	53	6.9	3
1955	James Viterna	364	59	6.2	0
1956	Richard Doll	307	61	5.0	3
1957	Willie Evans	409	83	4.9	0
1958	Willie Evans	530	70	7.6	3
1959	Willie Evans	620	92	7.3	6
1960	George Maue	285	88	3.2	4
1961	John Valentic	252	59	4.3	2
1962	Jim Burd	246	63	3.9	2
1963	Jim Ryan	313	59	5.4	1
1964	Don Gilbert	468	135	3.5	7
1965	Leeland Jones	531	115	4.6	1
1966	Jim Barksdale	612	118	5.1	2
1967	Pat Patterson	666	144	4.7	7
1968	Ken Rutkowski	729	177	4.1	5
1969	Joe Zelmanski	540	128	4.2	3
1970	John Faller	500	133	3.8	5
1977	Mark Gabryel	195	75	2.6	2
1978	Mark Gabryel	438	132	3.3	6
1979	Mark Maier	263	93	2.8	2
1980	Mark Maier	543	164	3.3	5
1981	Pat Whitehead	553	129	4.3	4
1982	Pat Whitehead	615	120	5.2	12
1983	Marvin Hunley	497	95	5.2	7
1984	Dane Hightower	467	104	4.5	2
1985	Dane Hightower	365	68	5.4	5
1986	O.D. Underwood	1,189	229	5.2	15
1987	O.D. Underwood	873	209	4.2	8
1988	Dave Rath	682	153	4.4	5
1989	Ray Hobson	739	176	4.3	7
1990	John Hartman	662	110	6.1	2
1991	Alan Bell	1,017	225	4.5	7
1992	Alan Bell	859	205	4.2	11
1993	Sunnil Motley	670	167	4.0	6
1994	Anthony Swan	363	106	3.4	1
1995	Anthony Swan	968	236	4.1	10
1996	Anthony Swan	1,117	244	4.6	9
1997	Anthony Swan	655	226	2.9	9
1998	Josh Roth	806	159	5.1	8
1999	Josh Roth	519	124	4.2	3
2000	Marquis Dwarte	611	129	4.7	1
2001	Marquis Dwarte	546	141	3.9	6
2002	Aaron Leeper	917	235	3.9	10
2003	Dave Dawson	678	128	5.3	1
2004	Steven King	476	94	4.7	7
2005	Steven King	532	136	3.9	3
2006	James Starks	704	175	4.0	6
2007	James Starks	1,103	251	4.4	12
2008	James Starks	1,333	272	4.9	16
2009	Ike Nduka	598	96	6.2	6
2010	Branden Oliver	298	102	2.9	0
2011	Branden Oliver	1,395	306	4.6	13
2012	Branden Oliver	821	148	5.5	5
2013	Branden Oliver	1,535	310	5.0	15
2014	Anthone Taylor	1,403	282	5.0	12
2015	Anthone Taylor	829	186	4.5	3
2016	Jordan Johnson	1,040	200	5.2	6
2017	Emmanuel Reed	840	199	4.2	9
2018	Jaret Patterson	1,013	183	5.5	14
2019	Jaret Patterson	1,799	312	5.7	19
2020	Jaret Patterson	1,072	141	7.6	19
2021	Dylan McDuffie	1,049	206	5.1	11
2022	Mike Washington	606	143	4.2	7



JAMES STARKS

1,000-YARD RUSHERS

	PLAYER	YARDS	ATT	YEAR
1.	Jaret Patterson	1,799	312	2019
2.	Branden Oliver	1,535	310	2013
3.	Anthone Taylor	1,403	282	2014
4.	Branden Oliver	1,395	306	2011
5.	James Starks	1,333	272	2008
6.	O.D. Underwood	1,189	229	1986
7.	Anthony Swan	1,117	244	1996
8.	Jaret Patterson	1,072	141	2020
9.	James Starks	1,103	251	2007
10.	Dylan McDuffie	1,049	206	2021
11.	Jordan Johnson	1,040	200	2016
12.	Kevin Marks	1,035	227	2019
13.	Alan Bell	1,017	225	1991
14.	Jaret Patterson	1,013	183	2018



ALAN BELL



PASSING RECORDS

----- GAME -----

YARDS

PLAYER	YARDS	COMP	ATT	OPPONENT
1. Drew Anderson	597	35	61	Western Michigan (10/7/17)
2. Joe Licata	497	36	58	at Toledo (11/12/13)
3. Cliff Scott	490	29	51	at New Haven (9/12/92)
4. Chad Salisbury	459	30	51	Massachusetts (10/18/97)
5. Chad Salisbury	445	29	45	at Illinois State (9/6/97)
6. Chad Salisbury	418	29	46	West Chester (9/27/97)
7. Jim Rodriguez	417	30	41	at Coast Guard (11/4/78)
8. Mark Taylor	411	26	42	New Haven (11/9/96)
9. Tyree Jackson	406	23	37	Bowling Green (11/7/17)
10. Chazz Anderson	404	35	53	Northern Illinois (10/22/11)

COMPLETIONS

PLAYER	COMP	ATT	PCT	OPPONENT
1. Joe Licata	36	58	62.1	at Toledo (11/12/13)
2. Chazz Anderson	35	53	66.0	Northern Illinois (10/22/11)
Joe Licata	35	50	70.0	at Army (9/6/12)
Joe Licata	35	59	59.3	Bowling Green (10/3/15)
Drew Anderson	35	61	57.3	Western Michigan (10/7/17)
6. Drew Willy	34	44	77.2	at Kent State (11/24/07)
Tyree Jackson	34	50	68.0	at Akron (10/28/17)
7. Drew Willy	33	45	73.3	at Miami (OH) (11/3/07)
9. Marty Barrett	32	54	59.2	at Baldwin-Wallace (9/18/82)
Drew Willy	32	48	66.7	at Syracuse (10/20/07)
Chazz Anderson	32	49	65.3	at Pittsburgh (9/3/11)
Joe Licata	32	51	62.7	at Akron (11/21/15)

ATTEMPTS

PLAYER	ATT	COMP	PCT	OPPONENT
1. Drew Anderson	61	35	57.3	Western Michigan (10/7/17)
2. Joe Licata	59	35	59.3	Bowling Green (10/3/15)
3. Cliff Scott	58	25	43.1	Maine (9/4/93)
Joe Licata	58	36	62.1	at Toledo (11/12/13)
5. Marty Barrett	54	32	59.2	at Baldwin-Wallace (9/18/92)
Chad Salisbury	54	28	51.8	at Connecticut (10/4/97)
7. Chazz Anderson	53	35	66.0	Northern Illinois (10/22/11)
8. Cliff Scott	51	29	56.8	at New Haven (9/12/92)
Chad Salisbury	51	30	58.8	Massachusetts (10/18/97)
Zach Maynard	51	26	51.0	Western Michigan (10/24/09)
Joe Licata	51	32	62.7	at Akron (11/21/15)

TOUCHDOWNS

PLAYER	TDS	OPPONENT
1. Drew Anderson	7	Western Michigan (10/7/17)
2. Marty Barrett	6	Alfred (11/12/83)
Tyree Jackson	6	Delaware State (9/1/18)
4. Cliff Scott	5	at New Haven (9/12/92)
Joe Licata	5	at Army (9/6/14)
6. Marty Barrett	4	Cortland (9/12/81)
Drew Willy	4	Texas El-Paso (8/28/08)
Zach Maynard	4	Pittsburgh (9/12/09)
Jerry Davis	4	Rhode Island (9/2/10)
Alex Zordich	4	Morgan State (9/8/12)
Joe Licata	4	at Toledo (11/12/13)
Joe Licata	4	Akron (11/11/14)/at Massachusetts (11/28/14)
Tyree Jackson	4	at Ball State (11/16/17)
Kyle Vantrease	4	Miami (OH) (11/10/20)

INTERCEPTIONS

PLAYER	INTS	OPPONENT
1. Marty Barrett	5	at Buffalo State (10/1/83)
John Gentilella	5	at Rochester (9/28/85)
3. Joe Freedy	4	at Northern Illinois (10/28/00)
Drew Willy	4	Eastern Michigan (11/19/05)
Zach Maynard	4	at Temple (9/26/09)
Jerry Davis	4	at Bowling Green (10/2/10)
Tyree Jackson	4	at Northern Illinois (10/22/16)
Matt Myers	4	at Ball State (11/23/21)

----- 300-YARD PASSERS (SINCE 1999) -----

YDS	PLAYER	YEAR	OPPONENT	COMP-ATT
597	Drew Anderson	2017	Western Michigan	35-61
497	Joe Licata	2013	at Toledo	36-58
406	Chazz Anderson	2011	Northern Illinois	35-53
406	Tyree Jackson	2017	Bowling Green	23-37
401	Joe Licata	2014	at Army	35-50
400	Zach Maynard	2009	Pittsburgh	24-35
383	Joe Licata	2014	at Eastern Michigan	27-44
365	Kyle Vantrease	2020	Ball State	29-42
358	Tyree Jackson	2018	Miami (OH)	20-34
354	Joe Licata	2015	Northern Illinois	31-47
353	Kyle Vantrease	2020	Miami (OH)	17-27
350	Randall Secky	2002	at Ohio	29-43
350	Tyree Jackson	2017	at Ball State	16-28
348	Drew Willy	2008	Temple	29-42
348	Joe Licata	2015	Bowling Green	35-59
343	Chazz Anderson	2011	Ohio	23-39
338	Joe Licata	2015	Nevada	28-46
334	Drew Willy	2007	at Kent State	34-44
334	Grant Rohach	2016	at Bowling Green	20-35
330	Drew Willy	2007	at Penn State	28-39
326	Tyree Jackson	2018	at Toledo	25-46
325	Tyree Jackson	2018	Eastern Michigan	21-26
323	Joe Freedy	2000	Kent State	26-36
327	Zach Maynard	2009	at Western Michigan	26-51
321	Drew Willy	2006	Ball State	27-40
313	Tyree Jackson	2017	at Akron	34-50
306	Tyree Jackson	2016	Ball State	28-46
305	Cole Snyder	2022	Holy Cross	23-34
302	Tyree Jackson	2016	at Ohio	23-28
302	Jerry Davis	2010	Rhode Island	21-35



JOE LICATA



PASSING RECORDS

-----SEASON-----

YARDS

PLAYER	YARDS	YEAR
1. Drew Willy	3,304	2008
2. Tyree Jackson	3,131	2018
3. Joe Licata	2,969	2015
4. Chad Salisbury	2,889	1997
5. Joe Licata	2,824	2013
6. Cole Snyder	2,765	2022
7. Zach Maynard	2,694	2009
8. Joe Licata	2,647	2014
9. Drew Willy	2,572	2007
10. Marty Barrett	2,504	1983

COMPLETIONS

PLAYER	COMP	YEAR
1. Drew Willy	304	2008
2. Joe Licata	280	2015
3. Drew Willy	258	2007
4. Cole Snyder	250	2022
5. Joe Licata	233	2013
6. Chazz Anderson	230	2011
7. Tyree Jackson	225	2018
8. Joe Licata	224	2014
9. Chad Salisbury	218	1997
10. Zach Maynard	218	2009

ATTEMPTS

PLAYER	ATT	YEAR
1. Drew Willy	468	2008
2. Joe Licata	449	2015
3. Cole Snyder	423	2022
4. Randall Secky	421	2002
5. Tyree Jackson	407	2018
6. Chazz Anderson	406	2011
7. Joe Licata	402	2013
8. Chad Salisbury	384	1997
9. Zach Maynard	379	2009
10. Drew Willy	377	2007

TOUCHDOWNS

PLAYER	TDS	YEAR
1. Joe Licata	29	2014
2. Tyree Jackson	28	2018
3. Drew Willy	25	2008
4. Joe Licata	24	2013
5. Marty Barrett	18	1983
Cliff Scott	18	1992
Zach Maynard	18	2009
8. Cole Snyder	17	2022
9. Chad Salisbury	16	1997
Jerry Davis	16	2010
Joe Licata	16	2015

INTERCEPTIONS

PLAYER	INTS	YEAR
1. Kirk Barton	19	1970
Frank Reilly	19	1990
Mark Taylor	19	1995
4. Marty Barrett	18	1981
Marty Barrett	18	1983
Cliff Scott	18	1994
Joe Freedy	18	2000
8. Ken Hyer	17	1984
Frank Reilly	17	1989
Chad Salisbury	17	1997

COMPLETION PERCENTAGE

PLAYER	YARDS	YEAR
1. Drew Willy	68.4	2007
2. Drew Willy	65.0	2008
3. Joe Licata	64.9	2014
4. Joe Licata	62.4	2015
5. Drew Anderson	62.3	2017
Kyle Vantrease	62.3	2020
7. Kyle Vantrease	61.4	2021
8. Drew Willy	60.6	2005
9. Tyree Jackson	60.3	2017
10. Ken Crosta	59.7	1986

PASS YARDS/ATTEMPT (MIN. 100 ATT.)

PLAYER	YARDS	YEAR
1. Drew Anderson	9.8	2017
2. Tyree Jackson	8.8	2017
3. Kyle Vantrease	8.6	2020
4. Marty Barrett	8.1	1981
5. Ken Crosta	7.8	1986
6. Joe Licata	7.7	2014
Tyree Jackson	7.7	2018
8. Marty Barrett	7.5	1982
Mark Taylor	7.5	1996
Chad Salisbury	7.5	1997

QUARTERBACK RATING (MIN. 100 ATT.)

PLAYER	YARDS	YEAR
1. Drew Anderson	173.8	2017
2. Joe Licata	150.7	2014
3. Tyree Jackson	148.8	2017
4. Drew Willy	139.3	2008
5. Tyree Jackson	136.7	2018
6. Drew Willy	135.7	2007
7. Joe Licata	132.7	2013
8. Kyle Vantrease	130.0	2019
9. Ken Crosta	129.2	1986
10. Kyle Vantrease	126.6	2021



CLIFF SCOTT



DREW WILLY



TYREE JACKSON



PASSING RECORDS

----- CAREER -----

YARDS

PLAYER	YARDS	YEARS
1. Joe Licata	9,485	2012-15
2. Drew Willy	8,748	2005-08
3. Cliff Scott	7,578	1991-94
4. Tyree Jackson	6,999	2016-18
5. Marty Barrett	6,945	1980-83
6. Joe Freedy	5,912	1998-01
7. Chad Salisbury	4,947	1997-98
8. Kyle Vantrease	4,755	2017-21
9. Frank Reilly	4,255	1988-90
10. Ken Hyer	3,420	1981-84

COMPLETIONS

PLAYER	COMP	YEARS
1. Drew Willy	849	2005-08
2. Joe Licata	823	2012-15
3. Cliff Scott	545	1991-94
4. Tyree Jackson	533	2016-18
5. Joe Freedy	522	1998-01
6. Marty Barrett	513	1980-83
7. Kyle Vantrease	387	2017-21
8. Chad Salisbury	372	1997-98
9. Frank Reilly	325	1988-90
10. Randall Secky	324	2001-04

ATTEMPTS

PLAYER	ATT	YEAR
1. Joe Licata	1,359	2012-15
2. Drew Willy	1,322	2005-08
3. Cliff Scott	1,101	1991-94
4. Joe Freedy	1,008	1998-01
5. Marty Barrett	956	1980-83
6. Tyree Jackson	955	2016-18
7. Frank Reilly	697	1988-89
8. Randall Secky	684	2001-04
9. Chad Salisbury	671	1997-98
10. Kyle Vantrease	654	2017-21

TOUCHDOWNS

PLAYER	TDS	YEAR
1. Joe Licata	76	2012-15
2. Drew Willy	52	2005-08
3. Tyree Jackson	49	2016-18
4. Marty Barrett	44	1980-83
5. Cliff Scott	43	1991-94
6. Joe Freedy	32	1998-01
7. Chad Salisbury	31	1997-98
8. Frank Reilly	27	1988-90
9. Gordon Bukaty	25	1958-60
Kyle Vantrease	25	2017-21

INTERCEPTIONS

PLAYER	INTS	YEAR
1. Cliff Scott	58	1991-94
2. Marty Barrett	53	1980-83
3. Jim Rodriguez	45	1978-80
Frank Reilly	45	1988-90
Joe Freedy	45	1998-01
6. Mick Murtha	38	1966-69
7. Joe Licata	37	2012-15
8. Mark Taylor	30	1993-96
Chad Salisbury	30	1997-98
Drew Willy	30	2005-08

COMPLETION PERCENTAGE

PLAYER	COMP%	YEAR
1. Drew Willy	64.2	2005-08
2. Joe Licata	60.6	2012-15
3. Ken Crosta	59.7	1986
4. Kyle Vantrease	59.2	2017-21
5. Denny Mason	56.0	1966-68
6. Tyree Jackson	55.8	2016-18
7. Chad Salisbury	55.4	1997-98
8. Marty Barrett	53.7	1980-83
9. John Mings	52.5	1984-87
10. Joe Freedy	51.8	1998-01

PASS YARDS/ATTEMPT (MIN. 100 ATT.)

PLAYER	YPA	YEAR
1. Drew Anderson	9.7	2016-17
2. Gordon Bukaty	8.1	1958-60
3. Ken Crosta	7.8	1986
4. Chad Salisbury	7.4	1997-98
5. Marty Barrett	7.3	1980-83
Tyree Jackson	7.3	2016-18
Kyle Vantrease	7.3	2017-21
8. Denny Mason	7.1	1966-68
9. Joe Licata	7.0	2012-15
10. Cliff Scott	6.9	1991-94

QUARTERBACK RATING (MIN. 100 ATT.)

PLAYER	RATING	YEAR
1. Drew Anderson	172.2	2016-17
2. Tracy LaTona	136.4	1949-50
3. Gordon Bukaty	135.6	1958-60
4. Joe Licata	132.2	2012-15
5. Tyree Jackson	129.3	2016-18
6. Ken Crosta	129.2	1986
7. Kyle Vantrease	128.9	2017-21
8. Drew Willy	128.3	2005-08
9. Chad Salisbury	123.5	1997-98
10. Marty Barrett	119.1	1980-83

200+ YARD GAMES


PLAYER	TDS	YEAR
1. Drew Willy	23	2005-08
Joe Licata	23	2012-15
3. Marty Barrett	21	1980-83
4. Cliff Scott	18	1991-94
5. Tyree Jackson	17	2016-18
6. Chad Salisbury	12	1997-98
7. Joe Freedy	9	1998-01
Kyle Vantrease	9	2017-21
9. Ken Hyer	8	1981-84
10. Jim Rodriguez	6	1978-80
Zack Maynard	6	2008-09



MARK TAYLOR



GORDON BUKATY



KEN CROSTA


PASSING RECORDS

----- YEAR-BY-YEAR PASSING LEADERS -----

YEAR	PLAYER	YARDS	COMP	ATT	PCT	TDS	INT
1949	Tracy LaTona	427	25	54	46.2	4	2
1950	Tracy LaTona	550	43	77	55.8	7	2
1951	Donald Holland	669	64	131	48.9	2	6
1952	Ordean Shannabrook	605	50	142	35.2	2	9
1953	Ray Kennedy	281	19	65	29.2	2	12
1954	Charles Daniels	325	27	70	38.6	2	9
1955	Joseph Kubisty	628	48	106	45.3	4	9
1956	Joseph Kubisty	448	30	54	55.6	8	4
1957	James Allegretto	346	20	71	28.2	2	7
1958	Gordon Bukaty	675	42	87	48.3	9	6
1959	Gordon Bukaty	529	33	54	61.1	8	3
1960	Gordon Bukaty	746	41	99	41.4	8	9
1961	John Stofa	807	64	127	50.4	6	5
1962	John Stofa	793	50	121	41.3	5	12
1963	John Stofa	533	34	84	40.5	3	10
1964	Don Gilbert	869	60	123	48.8	8	15
1965	Rick Wells	349	23	63	36.5	4	8
1966	Mick Murtha	1,141	84	210	40.0	7	16
1967	Mike Murtha	927	72	171	42.1	4	15
1968	Denny Mason	1,124	89	158	56.3	5	12
1969	Mick Murtha	817	66	139	47.5	5	7
1970	Kirk Barton	1,121	106	264	40.2	1	17
1977	Paul DiMiero	355	26	78	33.3	1	5
1978	Jim Rodriguez	1,426	106	205	51.7	9	16
1979	Jim Rodriguez	1,098	87	199	43.7	6	13
1980	Jim Rodriguez	877	57	132	43.2	5	16
1981	Marty Barrett	2,155	131	267	49.1	13	18
1982	Marty Barrett	1,759	133	236	56.4	10	12
1983	Marty Barrett	2,504	207	366	56.6	18	18
1984	Ken Hyer	1,950	166	315	52.7	11	17
1985	John Gentilella	1,123	96	196	49.0	10	14
1986	Ken Crosta	1,654	126	211	59.7	9	11
1987	John Mings	855	75	142	52.8	3	5
1988	Frank Reilly	721	57	134	42.5	3	9
1989	Frank Reilly	1,675	125	282	44.3	10	17
1990	Frank Reilly	1,850	143	281	50.8	14	19
1991	Cliff Scott	1,478	101	213	47.4	6	13
1992	Cliff Scott	2,088	140	287	48.8	18	11
1993	Cliff Scott	2,263	166	320	51.9	9	16
1994	Cliff Scott	1,749	138	281	49.1	10	18
1995	Mark Taylor	1,218	115	276	41.7	3	19
1996	Mark Taylor	1,768	121	235	51.5	11	7
1997	Chad Salisbury	2,889	218	384	56.8	16	17
1998	Chad Salisbury	2,058	154	287	53.7	15	13
1999	Joe Freedy	1,775	151	299	50.5	8	11
2000	Joe Freedy	2,060	184	338	54.4	14	18
2001	Joe Freedy	2,077	187	371	50.4	10	15
2002	Randall Secky	2,015	204	421	48.5	12	13
2003	P.J. Piskorik	824	85	162	52.5	6	3
2004	P.J. Piskorik	616	61	133	45.9	2	8
2005	Drew Willy	1,481	149	246	60.6	6	12
2006	Drew Willy	1,391	138	231	59.7	6	6
2007	Drew Willy	2,572	258	377	68.4	15	6
2008	Drew Willy	3,304	304	468	65.0	25	6
2009	Zach Maynard	2,694	218	379	57.5	18	15
2010	Jerry Davis	1,753	142	298	47.7	16	16
2011	Chazz Anderson	2,454	230	406	56.7	11	9
2012	Alex Zordich	1,254	106	208	51.0	9	7
2013	Joe Licata	2,824	233	402	58.0	24	8
2014	Joe Licata	2,647	224	345	64.9	29	11
2015	Joe Licata	2,969	280	449	62.4	16	15
2016	Tyree Jackson	1,772	165	311	53.1	9	9
2017	Tyree Jackson	2,096	143	237	60.3	12	3
2018	Tyree Jackson	3,131	225	407	55.3	28	12
2019	Kyle Vantrease	1,193	101	172	58.7	8	2
2020	Kyle Vantrease	1,326	96	154	62.3	7	3
2021	Kyle Vantrease	1,861	161	262	61.4	8	6
2022	Cole Snyder	2,765	250	423	59.1	17	8



JIM RODRIGUEZ



FRANK REILLY



JOE FREEDY



RECEIVING RECORDS

----- GAME -----

RECEPTIONS

PLAYER	REC	YARDS	OPPONENT
1. Chaz Ahmed	13	175	at Mercyhurst (10/27/90)
James Starks	13	90	at Akron (11/13/08)
Antonio Nunn	13	182	vs. Ball State (12/18/20)
3. Gary Quatrani	12	137	Alfred (11/11/78)
Andre Ford	12	202	at Ohio (9/28/02)
Kali Watkins	12	167	at Illinois State (9/6/97)
Drew Haddad	12	137	at Cornell (10/3/98)
Brett Hamlin	12	149	Pittsburgh (9/12/09)
Naaman Roosevelt	12	100	Akron (10/17/09)
9. Fred Mueller	11	77	at Rochester (9/24/83)
Drew Haddad	11	147	Massachusetts (10/18/97)
Drew Haddad	11	173	at Massachusetts (9/26/98)
Ron Willoughby	11	105	at Akron (11/21/15)
Anthony Johnson	11	140	at Minnesota (8/31/17)
Anthony Johnson	11	195	Western Michigan (10/7/17)

RECEIVING YARDS

PLAYER	YARDS	REC	OPPONENT
1. Anthony Johnson	238	8	Miami (OH) (10/30/18)
2. Joe D'Amico	218	5	Cortland (9/12/81)
3. Andre Forde	202	12	at Ohio (9/28/02)
4. Anthony Johnson	195	11	Western Michigan (10/7/17)
5. Alex Neutz	197	6	at Baylor (9/7/13)
6. Gary Quatrani	196	10	at Coast Guard (11/4/78)
7. K.J. Osborn	188	7	Eastern Michigan (9/15/18)
8. Antonio Nunn	182	13	vs. Ball State (12/18/20)
9. Doc Smith	178	7	at New Haven (9/12/92)
10. Chaz Ahmed	175	13	at Mercyhurst (10/27/90)

TOUCHDOWNS

PLAYER	TDS	OPPONENT
1. Chris D'Amico	4	Alfred (11/12/83)
Alex Netuz	4	Morgan State (9/8/12)
Anthony Johnson	4	at Ball State (11/16/17)
3. Ed Gicewicz	3	Washington & Jefferson (11/5/59)
Dick Ashley	3	Colgate (11/3/65)
Joe D'Amico	3	Cortland (9/12/81)
Joe D'Amico	3	at Hobart (9/26/81)
Dane Hightower	3	at Rochester (9/28/85)
Chaz Ahmed	3	at Mercyhurst (10/27/90)
Kali Watkins	3	Morgan State (10/10/98)
Kali Watkins	3	at Hofstra (11/21/98)
Andre Forde	3	at Rutgers (9/7/02)
Naaman Roosevelt	3	vs. Ball State (12/5/08)
Naaman Roosevelt	3	Ohio (11/17/09)
Ed Young	3	at Connecticut (9/25/11)
K.J. Osborn	3	Western Michigan (10/7/17)
K.J. Osborn	3	Eastern Michigan (9/15/18)
Anthony Johnson	3	Miami (OH) (10/30/18)



DREW HADDAD



BRETT HAMLIN



ALEX NEUTZ



RECEIVING RECORDS

----- 100-YARD RECEIVERS (SINCE 1999) -----

YDS	PLAYER	YEAR	OPPONENT	REC
238	Anthony Johnson	2018	Miami (OH)	8
202	Andre Forde	2002	Ohio	12
197	Alex Neutz	2013	Baylor	6
195	Anthony Johnson	2017	Western Michigan	11
188	K.J. Osborn	2018	Eastern Michigan	7
182	Antonio Nunn	2020	Ball State	13
168	Alex Neutz	2013	Toledo	8
165	Naaman Roosevelt	2009	Ohio	8
160	Anthony Johnson	2017	Bowling Green	8
158	Andre Forde	2000	Kent State	10
157	Naaman Roosevelt	2009	Pittsburgh	6
155	Marcus Rivers	2010	Rhode Island	10
155	Anthony Johnson	2017	Ohio	6
154	Naaman Roosevelt	2008	UTEP	4
154	Alex Neutz	2012	Morgan State	8
153	Anthony Johnson	2017	Ball State	7
150	Drew Haddad	1999	Kent State	8
149	Brett Hamlin	2009	Pittsburgh	12
148	Naaman Roosevelt	2007	Bowling Green	6
148	Naaman Roosevelt	2008	Miami (OH)	8
146	Brett Hamlin	2009	Western Michigan	10
143	Kamathi Holsey	2017	Western Michigan	6
142	Marcus McGill	2016	Bowling Green	6
141	Drew Haddad	1999	Hofstra	10
140	Drew Haddad	1999	Ohio	8
140	Alex Neutz	2012	Western Michigan	9
140	Anthony Johnson	2017	Minnesota	11
140	Anthony Johnson	2017	Northern Illinois	7
138	K.J. Osborn	2017	Western Michigan	7
137	Antonio Nunn	2020	Miami (OH)	5
135	Alex Neutz	2011	Northern Illinois	9
135	Alex Neutz	2012	Toledo	6
135	Ed Young	2011	Ohio	5
134	Ernest Jackson	2008	Army	9
134	Quian Williams	2021	Old Dominion	9
132	Brett Hamlin	2009	Gardner-Webb	6
132	Naaman Roosevelt	2008	Temple	8
132	Ron Willoughby	2014	Duquesne	10
131	Matt Weiser	2015	Nevada	10
128	Marcus McGill	2014	Army	7
126	Andre Forde	2002	Akron	9
124	Naaman Roosevelt	2008	Kent State	8
124	Anthony Johnson	2018	Northern Illinois	7
123	Terrance Breaux	2004	UCF	2
122	Zeke McKine	2000	Connecticut	10
122	Ron Willoughby	2015	Nevada	10
121	Dahnel Singfield	2000	Syracuse	6
120	Mason Schreck	2016	Ohio	7
120	Naaman Roosevelt	2009	Temple	9
120	Devon Hughes	2014	Norfolk State	5
119	Quian Williams	2021	Western Michigan	6
118	Naaman Roosevelt	2008	Bowling Green	10
118	Ernest Jackson	2007	Kent State	9
118	Trevor Wilson	2020	Ball State	6
116	Naaman Roosevelt	2008	Ball State	10
116	Chad Upshaw	2005	Ohio	8
116	Justin Marshall	2022	Holy Cross	5
114	Naaman Roosevelt	2007	Penn State	7
114	Naaman Roosevelt	2009	Central Michigan	6
114	Marcus Rivers	2011	Northern Illinois	10
113	Antonio Nunn	2019	Penn State	5
112	Alex Neutz	2010	Eastern Michigan	7
111	Naaman Roosevelt	2008	Akron	9

YDS	PLAYER	YEAR	OPPONENT	REC
110	Alex Neutz	2011	Miami	4
110	Fred Lee	2013	Toledo	8
108	Alex Neutz	2011	Pittsburgh	10
107	Ernest Jackson	2007	Toledo	4
106	Drew Haddad	1999	Connecticut	9
105	Matt Knueven	2001	Ohio	7
105	Devon Hughes	2012	Northern Illinois	9
105	Ron Willoughby	2015	Akron	11
105	Quian Williams	2022	Holy Cross	8
104	Terrance Breaux	2006	Northern Illinois	8
104	Alex Neutz	2013	Eastern Michigan	5
104	Quian Williams	2021	Miami (OH)	9
103	Ron Willoughby	2014	Eastern Michigan	4
103	Trevor Wilson	2020	Miami (OH)	2
102	Drew Haddad	1999	Central Michigan	7
102	Marcus Rivers	2010	UCF	7
102	Antonio Nunn	2017	Ball State	2
102	Antonio Nunn	2020	Northern Illinois	6
101	Maurice Bradford	2001	Eastern Michigan	4
101	Matt Knueven	2003	Toledo	8
101	Ron Willoughby	2015	Northern Illinois	6
101	Anthony Johnson	2018	Rutgers	2
100	Drew Haddad	1999	Northern Illinois	8
100	Brett Hamlin	2007	Miami (OH)	9
100	Naaman Roosevelt	2009	Akron	12
100	Kamathi Holsey	2017	Akron	7



NAAMAN ROOSEVELT



RECEIVING RECORDS

-----SEASON-----

RECEPTIONS

PLAYER	REC	YARDS	YEAR
1. Naaman Roosevelt	104	1,402	2008
2. Drew Haddad	85	1,058	1999
3. Anthony Johnson	76	1,356	2017
4. Naaman Roosevelt	70	954	2009
5. Drew Haddad	67	1,158	1997
6. Drew Haddad	67	911	1998
7. Alex Neutz	65	1,015	2012
8. Brett Hamlin	64	898	2009
Quian Williams	64	835	2021
10. Naaman Roosevelt	63	766	2007
Matt Weiser	63	625	2015

YARDS

PLAYER	YARDS	REC	YEAR
1. Naaman Roosevelt	1,402	104	2008
2. Anthony Johnson	1,356	76	2017
3. Drew Haddad	1,158	67	1997
4. Drew Haddad	1,058	85	1999
5. Alex Neutz	1,024	61	2013
6. Alex Neutz	1,015	65	2012
7. Anthony Johnson	1,011	57	2018
8. Doc Smith	996	47	1992
9. Naaman Roosevelt	954	70	2009
10. Chris D'Amico	929	56	1983

TOUCHDOWNS

PLAYER	TDS	YEAR
1. Anthony Johnson	14	2017
2. Naaman Roosevelt	13	2008
3. Alex Neutz	12	2013
4. Alex Neutz	11	2012
Anthony Johnson	11	2018
6. Chris D'Amico	10	1983
Doc Smith	10	1992
Jamie Gasparre	10	1996
9. Tom Frank	9	1983
Jamie Gasparre	9	1997
Naaman Roosevelt	9	2009
Ron Willoughby	9	2014



ANTONIO NUNN

-----CAREER-----

RECEPTIONS

PLAYER	REC	YARDS	YEARS
1. Naaman Roosevelt	268	3,551	2006-09
2. Drew Haddad	240	3,409	1996-99
3. Alex Neutz	195	3,094	2010-13
4. Brett Hamlin	185	2,190	2005-09
5. Kali Watkins	145	2,260	1995-98
6. Chris D'Amico	143	2,331	1980-84
7. Anthony Johnson	133	2,367	2017-18
8. Rusty Knapp	129	2,105	1990-93
9. James Starks	127	898	2006-08
10. Frank Price	125	1,810	1977-80
Andre Forde	125	1,775	1999-02

YARDS

PLAYER	YARDS	REC	YEARS
1. Naaman Roosevelt	3,551	268	2006-09
2. Drew Haddad	3,409	240	1996-99
3. Alex Neutz	3,094	195	2010-13
4. Anthony Johnson	2,367	133	2017-18
5. Chris D'Amico	2,331	143	1980-84
6. Kali Watkins	2,260	145	1995-98
7. Brett Hamlin	2,190	185	2005-09
8. Rusty Knapp	2,105	129	1990-93
9. Frank Price	1,810	125	1997-80
10. Andre Forde	1,775	125	1999-02

TOUCHDOWNS

PLAYER	TDS	YEARS
1. Alex Neutz	31	2010-13
2. Naaman Roosevelt	28	2006-09
3. Anthony Johnson	25	2017-18
4. Chris D'Amico	19	1980-84
Jamie Gasparre	19	1996-97
6. Drew Haddad	16	1996-99
7. Kali Watkins	15	1995-98
Andre Forde	15	1999-02
Ron Willoughby	15	2012-15
10. Edmond Gicewicz	14	1949-51
Frank Price	14	1977-80

AVERAGE RECEPTION

PLAYER	YPC	YEARS
1. Doc Smith	18.71	1992-93
2. Anthony Johnson	17.80	2017-18
3. Kevin Pratt	16.74	1978-81
4. Paul Lang	16.46	1967-69
5. Rusty Knapp	16.32	1990-93
6. Chris D'Amico	16.30	1980-84
7. Dan Withers	16.29	1983-86
8. Gary Quatrani	16.19	1978-80
9. Alex Neutz	15.87	2010-13
10. Chaz Ahmed	15.60	1987-90

100-YARD GAMES

PLAYER	GAMES	YEARS
1. Drew Haddad	18	1996-99
2. Naaman Roosevelt	14	2006-09
3. Kali Watkins	11	1995-98
4. Alex Neutz	10	2010-13
5. Anthony Johnson	9	2017-18
6. Jamie Gasparre	8	1996-97
7. Rusty Knapp	7	1990-93
8. Frank Price	6	1977-80
Chris D'Amico	6	1980-84
10. Three tied with	5	

RECEIVING RECORDS

----- YEAR-BY-YEAR RECEIVING LEADERS -----

YEAR	PLAYER	REC	YARDS	AVG.	TDS
1949	Carl Markey	17	288	16.9	5
1950	Edmond Gicewicz	18	292	16.2	5
1951	Edmond Gicewicz	19	276	14.5	3
1952	Joseph Papsidero	17	176	10.4	0
	Elmer Jahn	17	161	9.5	3
1953	Records not available				
1954	William Crowley	11	205	18.6	1
1955	Daniel Stanley	16	176	11.0	1
1956	Richard Doll	11	145	13.2	1
1957	Nick Bottini	13	193	14.8	1
1958	Nick Bottini	18	313	17.4	5
1959	Robert Adams	11	194	17.6	6
1960	Bill Selent	21	241	11.5	1
1961	Robert Baker	23	233	10.1	0
1962	Tom Butler	8	173	21.6	3
1963	Jim Ryan	11	126	11.5	0
1964	Gerry Pawloski	13	177	13.6	1
1965	Dick Ashley	17	349	20.5	7
1966	Dick Ashley	30	411	13.7	4
1967	Chuck Drankowski	37	439	11.9	3
1968	Dick Ashley	36	428	11.9	2
1969	Paul Lang	25	405	16.2	3
1970	Joe Moresco	25	297	11.9	0
1977	Frank Price	8	95	11.9	0
1978	Gary Quatrani	48	738	15.4	4
1979	Frank Price	36	585	16.3	4
1980	Frank Price	46	630	13.7	4
1981	Kevin Pratt	36	600	16.7	0
1982	Pat Whitehead	55	608	11.1	3
1983	Chris D'Amico	56	929	16.6	10
1984	Chris D'Amico	48	747	15.6	4
1985	Dan Withers	30	433	14.4	3
1986	Dan Withers	34	587	17.3	5
1987	O.D. Underwood	27	170	6.3	1
1988	Joe Cassata	36	492	13.7	2
1989	Bryant Lee Taylor	35	477	13.6	4
1990	Chaz Ahmed	59	927	15.7	4
1991	Rusty Knapp	36	603	16.8	1
1992	Doc Smith	47	996	21.2	10
1993	Chris Behan	47	454	9.7	0
1994	Anthony Scott	33	508	15.4	3
1995	Rick Sitarek	28	270	9.6	1
1996	Jamie Gasparre	48	783	16.3	10
1997	Drew Haddad	67	1,058	15.8	3
1998	Drew Haddad	67	911	13.6	5
1999	Drew Haddad	85	1,158	13.6	6
2000	Andre Forde	36	590	16.4	6
2001	Chad Bartoszek	42	441	10.5	4
2002	Andre Forde	54	748	13.9	7
2003	Matt Knueven	47	622	13.2	4
2004	Matt Knueven	29	415	14.3	1
2005	Brett Hamlin	38	371	9.8	0
2006	Chad Upshaw	35	419	12.0	1
2007	Naaman Roosevelt	63	766	12.2	4
2008	Naaman Roosevelt	104	1,402	13.5	13
2009	Naaman Roosevelt	70	954	13.6	9
2010	Marcus Rivers	50	690	13.8	5
2011	Marcus Rivers	60	615	10.3	2
2012	Alex Neutz	65	1,015	15.6	11
2013	Alex Neutz	61	1,024	16.8	12
2014	Ron Willoughby	50	771	15.4	9
2015	Matt Weiser	63	625	9.9	3
2016	Mason Schreck	59	651	11.0	4
2017	Anthony Johnson	76	1,356	17.8	14
2018	Anthony Johnson	57	1,011	17.7	11
2019	Antonio Nunn	49	687	14.0	6
2020	Antonio Nunn	37	584	15.8	2
2021	Quian Williams	64	835	13.0	2
2022	Justin Marshall	53	710	13.4	8



DICK ASHLEY



ANTHONY JOHNSON



MASON SCHRECK



YARDAGE / ALL-PURPOSE / SCORING

----- SEASON -----

ALL-PURPOSE YARDS

PLAYER	YARDS	BREAKDOWN	YEAR
1. Jaret Patterson	2,024	1,799 rush • 209 rec • 16 KR • 0 PR	2019
2. Branden Oliver	1,760	1,395 rush • 365 rec • 0 KR • 0 PR	2011
3. Branden Oliver	1,708	1,535 rush • 173 rec • 0 KR • 0 PR	2013
4. James Starks	1,694	1,333 rush • 361 rec • 0 KR • 0 PR	2008
5. Andre Forde	1,556	21 rush • 748 rec • 626 KR • 161 PR	2002
6. Naaman Roosevelt	1,536	9 rush • 1,401 rec • 108 KR • 17 PR	2008
7. Pat Whitehead	1,533	615 rush • 608 rec • 189 KR • 121 PR	1982
8. Anthone Taylor	1,511	1,403 rush • 108 rec • 0 KR • 0 PR	2014
9. Drew Haddad	1,474	62 rush • 1,158 rec • 0 KR • 254 PR	1999
10. James Starks	1,414	1,103 rush • 311 rec • 0 KR • 0 PR	2007

TOTAL OFFENSE

PLAYER	YARDS	YEAR
1. Tyree Jackson	3,292	2018
2. Drew Willy	3,189	2008
3. Zach Maynard	2,994	2009
4. Joe Licata	2,909	2015
5. Cole Snyder	2,905	2022
6. Chad Salisbury	2,797	1997
7. Chazz Anderson	2,763	2011
8. Joe Licata	2,760	2013
9. Joe Licata	2,641	2014
10. Cliff Scott	2,546	1992

TOUCHDOWNS (RUSH & PASS)

PLAYER	TDS	YEAR
1. Tyree Jackson	35	2018
2. Joe Licata	31	2014
3. Drew Willy	29	2008
4. Cliff Scott	27	1992
5. Joe Licata	25	2013
6. Cole Snyder	21	2022
7. Zach Maynard	19	2009
Chazz Anderson	19	2011
Jaret Patterson	19	2019
Jaret Patterson	19	2020

SCORING

PLAYER	PTS	YEAR
1. Jaret Patterson	120	2019
2. Jaret Patterson	114	2020
3. James Starks	102	2008
Alex McNulty	102	2022
5. Lee Jones	96	1966
Branden Oliver	96	2013
7. Pat Whitehead	94	1982
8. O.D. Underwood	90	1986
9. James Starks	84	2007
A.J. Principe	84	2008
Patrick Clarke	84	2013
Anthony Johnson	84	2017
Jaret Patterson	84	2018

----- CAREER -----

ALL-PURPOSE YARDS

PLAYER	YARDS	BREAKDOWN	YEARS
1. Naaman Roosevelt	5,341	85 rush • 3,551 rec • 1,438 KR • 267 PR	2006-09
2. Drew Haddad	4,820	105 rush • 3,409 rec • 519 KR • 787 PR	1996-99
3. Alan Bell	4,747	3,022 rush • 335 rec • 1,244 KR • 146 PR	1989-92
4. Branden Oliver	4,706	3,935 rush • 633 rec • 0 KR • 0 PR	2010-13
5. Jaret Patterson	4,171	3,884 rush • 271 rec • 16 KR • 0 PR	2018-20
6. James Starks	4,045	3,140 rush • 898 rec • 7 KR • 0 PR	2006-08
7. Anthony Swan	3,844	3,103 rush • 639 rec • 102 KR • 0 PR	1994-97
8. Kali Watkins	3,673	112 rush • 2,260 rec • 1,301 KR • 0 PR	1996-98
9. Andre Forde	3,645	69 rush • 1,775 rec • 1,505 KR • 296 PR	1999-02
10. Alex Neutz	3,140	-1 rush • 3,094 rec • 19 KR • 28 PR	2010-13

TOTAL OFFENSE

PLAYER	YARDS	YEARS
1. Joe Licata	9,316	2012-15
2. Drew Willy	8,639	2005-08
3. Cliff Scott	8,479	1991-94
4. Tyree Jackson	7,756	2016-18
5. Marty Barrett	6,466	1980-83
6. Joe Freedy	5,573	1998-01
7. Kyle Vantrease	4,926	2017-21
8. Chad Salisbury	4,879	1997-98
9. Frank Reilly	4,186	1988-90
10. Branden Oliver	4,049	2010-13

TOUCHDOWNS (RUSH & PASS)

PLAYER	TDS	YEARS
1. Joe Licata	80	2012-15
2. Tyree Jackson	65	2016-18
3. Cliff Scott	63	1991-94
4. Drew Willy	59	2005-08
5. Jaret Patterson	52	2018-20
6. Marty Barrett	46	1980-83
7. Kyle Vantrease	38	2017-21
8. Gordon Bukaty	37	1958-60
9. Joe Freedy	34	1998-01
James Starks	34	2006-08
Branden Oliver	34	2010-13

SCORING

PLAYER	PTS	YEAR
1. Jaret Patterson	318	2018-20
2. Alex McNulty	299	2018-
3. Adam Mitcheson	284	2015-18
4. A.J. Principe	265	2007-10
5. Patrick Clarke	232	2011-14
6. James Starks	222	2006-08
7. Branden Oliver	204	2010-13
8. Kevin Marks	198	2018-21
9. Alex Neutz	186	2010-13
10. Alan Bell	184	1989-92
11. Anthony Swan	180	1994-97
12. Lee Jones	174	1965-67
Naaman Roosevelt	174	2006-09
14. O.D. Underwood	152	1986-87
15. Anthony Johnson	150	2017-18
16. Dallas Pelz	147	2000-03
17. Mark Mozrall	135	1991-94
18. Pat Whitehead	134	1980-82
19. Gerald Carlson	129	1993-96
20. Scott Keller	128	1997-00
Drew Haddad	128	1996-99



SCORING RECORDS

----- YEAR-BY-YEAR SCORING LEADERS -----

YEAR	PLAYER	TDS	PATS	2PT	FGs	PTS
1949	Two players tied with	6	0-0	0	0-0	36
1950	Donald Holland	6	0-0	0	0-0	36
1951	Donald Holland	5	0-0	0	0-0	30
1952	Elmer Jahn	3	0-0	0	0-0	18
1953	Records not available					
1954	Paul Snyder	3	0-0	0	0-0	18
1955	Richard Doll	9	0-0	0	0-0	54
1956	Kenneth Born	6	0-0	0	0-0	36
1957	James Allegretto	3	1-1	0	0-0	19
1958	Gordon Bukaty	5	4	3	0-0	40
1959	Willie Evans	8	0-0	3	0-0	54
1960	George Maue	6	0-0	3	0-0	42
1961	John Valentic	3	0-0	0	0-0	18
1962	John Stofa	6	0-0	2	0-0	40
1963	Tom Butler	4	0-0	1	0-0	26
1964	Don Gilbert	7	0-0	2	0-0	46
1965	Dick Ashley	7	0-0	0	0-0	42
1966	Leeland Jones	16	0-0	0	0-0	96
1967	Leeland Jones	12	0-0	0	0-0	72
1968	Joe Zelmanski	10	0-0	0	0-0	60
1969	John Faller	5	0-0	0	0-0	30
1970	John Faller	5	0-0	0	0-0	30
1977	Mark Gabryel	2	0-0	0	0-0	12
1978	Mark Gabryel	7	0-0	1	0-0	44
1979	Steve Pawluk	0	5-6	0	9-11	32
1980	Mark Maier	5	0-0	1	0-0	32
1981	Joe D'Amico	8	0-0	0	0-0	48
1982	Pat Whitehead	15	0-0	1	0-0	92
1983	Chris DAmico	10	0-0	0	0-0	60
1984	Three players tied with	4	0-0	0	0-0	24
1985	Dane Hightower	9	0-0	0	0-0	54
1986	O.D. Underwood	15	0-0	0	0-0	90
1987	O.D. Underwood	10	0-0	1	0-0	62
1988	Tom McLaughlin	0	10-11	0	10-12	40
1989	Ray Hobson	7	0-0	0	0-0	42
1990	Alan Bell	10	0-0	2	0-0	64
1991	Ray Hobson	10	0-0	0	0-0	60
1992	Alan Bell	11	0-0	0	0-0	66
1993	Cliff Scott	7	0-0	1	0-0	44
1994	Mark Mozrall	0	12-19	0	8-12	36
1995	Gerald Carlson	0	17-19	0	17-22	68
1996	Gerald Carlson	0	28-33	0	11-27	61
1997	Anthony Swan	10	0-0	0	0-0	60
1998	Kali Watkins	10	0-0	0	0-0	60
1999	Drew Haddad	6	0-0	0	0-0	36
2000	Scott Keller	0	19-22	0	6-13	37
2001	Dallas Pelz	0	19-21	0	12-18	55
2002	Aaron Leeper	10	0-0	0	0-0	60
2003	Dallas Pelz	0	15-16	0	14-17	57
2004	Steven King	7	0-0	0	0-0	42
2005	Chad Upshaw	3	0-0	0	0-0	18
	Steven King	3	0-0	0	0-0	18
	Michael Baker	0	12-13	0	2-8	18
2006	Two players tied with	6	0-0	0	0-0	36
2007	James Starks	14	0-0	0	0-0	84
2008	James Starks	17	0-0	0	0-0	102
2009	A.J. Principe	0	33-36	0	10-13	63
2010	A.J. Principe	0	20-21	0	7-11	41
2011	Branden Oliver	13	0-0	0	0-0	78
2012	Alex Neutz	11	0-0	0	0-0	66
2013	Branden Oliver	16	0-0	0	0-0	96
2014	Anthone Taylor	12	0-0	0	0-0	72
2015	Jordan Johnson	12	0-0	0	0-0	72
2016	Adam Mitcheson	0	21-23	0	11-18	54
2017	Anthony Johnson	14	0-0	0	0-0	84
2018	Jaret Patterson	14	0-0	0	0-0	84
2019	Jaret Patterson	20	0-0	0	0-0	120
2020	Jaret Patterson	19	0-0	0	0-0	114
2021	Alex McNulty	0	37-37	0	13-21	76
2022	Alex McNulty	0	39-40	0	21-25	102



KALI WATKINS



RAY HOBSON



A.J. PRINCIPLE



KICKOFF & PUNT RETURNS

-----SEASON-----

KICKOFF RETURNS

PLAYER	RET	YEAR
1. Dahnell Singfield	37	1999
2. Terrell Jackson	33	2010
3. Andre Forde	30	2002
4. Dave Dawson	28	2003
Naaman Roosevelt	28	2006
Devin Campbell	28	2013
Devin Campbell	28	2014
Ron Cook	28	2021
9. Johnathan Hawkins	26	2016
Kali Watkins	26	1995

KICKOFF RETURN YARDAGE

PLAYER	YARDS	YEAR
1. Dahnell Singfield	803	1999
2. Naaman Roosevelt	724	2006
3. Devin Campbell	669	2013
4. Devin Campbell	653	2014
5. Terrell Jackson	647	2010
6. Andre Forde	626	2002
7. Ron Cook	587	2021
8. Dave Dawson	578	2003
9. Kali Watkins	538	1995
10. Alan Bell	485	1989

KICKOFF RETURN AVG. (MIN. 10 RETURNS)

PLAYER	AVG	YEAR
1. Naaman Roosevelt	25.85	2006
2. Rick Wells	25.00	1967
3. Gene Nance	24.83	1970
4. Alan Bell	24.25	1989
5. Devin Campbell	23.90	2013
6. Keith Warren	23.36	1993
7. Devin Campbell	23.30	2014
8. Pat Patterson	23.27	1967
9. Gary Quatrani	23.23	1978
10. Chaz Ahmed	22.43	1987
Naaman Roosevelt	22.43	2007

PUNT RETURNS

PLAYER	RET	YEAR
1. Andy Hurley	36	1984
2. Tom Elliott	27	1969
Steve Nappo	27	1985
4. K.J. Osborn	25	2018
6. Andy Hurley	23	1983
Drew Haddad	23	1998
8. Tom Hurd	22	1967
9. Joe Licata	21	1979
Drew Haddad	21	1999

PUNT RETURN YARDAGE

PLAYER	YARDS	YEAR
1. Drew Haddad	410	1998
2. K.J. Osborn	257	2018
3. Drew Haddad	254	1999
4. Andy Hurley	201	1984
5. Terrell Jackson	200	2010
6. Tom Elliott	193	1969
7. Matt Prelewicz	164	1991
8. Andre Forde	161	2002
9. Andy Hurley	159	1983
10. Tom Hurd	154	1965

PUNT RETURN AVG. (MIN. 10 RETURNS)

PLAYER	AVG	YEAR
1. Drew Haddad	17.83	1998
2. Naaman Roosevelt	13.09	2006
3. Drew Haddad	12.10	1997
4. Tom Hurd	11.85	1965
5. Andre Forde	10.38	2001
6. K.J. Osborn	10.28	2018
7. Craig Rohlf	9.13	2001
8. Joe D'Amico	8.92	1981
9. Char Dranoski	8.75	1967
10. Matt Prelewicz	8.63	1991

-----CAREER-----

KICKOFF RETURNS

PLAYER	RET	YEARS
1. Terrell Jackson	86	2007-11
2. Devin Campbell	78	2012-15
3. Andre Forde	75	1999-02
4. Kali Watkins	67	1995-98
5. Naaman Roosevelt	62	2006-09
6. Alan Bell	61	1989-92
Ron Cook	61	2019-
8. Dahnell Singfield	58	1998-02
9. Dave Dawson	53	2002-05
10. Chaz Ahmed	43	1987-89

KICKOFF RETURN YARDAGE

PLAYER	YARDS	YEARS
1. Devin Campbell	1,699	2012-15
2. Terrell Jackson	1,620	2007-11
3. Andre Forde	1,505	1999-02
4. Naaman Roosevelt	1,438	2006-09
5. Ron Cook	1,336	2019-
6. Kali Watkins	1,301	1995-98
7. Alan Bell	1,244	1989-92
8. Dahnell Singfield	1,194	1998-02
9. Dave Dawson	1,080	2002-05
10. Willie Ford	803	1992-94

KICKOFF RETURN AVG. (MIN. 20 RETURNS)

PLAYER	AVG	YEARS
1. Gene Nance	24.83	1970
2. Ruben Lindo	24.53	1991-92
3. Naaman Roosevelt	23.19	2006-09
4. Pat Patterson	22.48	1967-69
5. Bob Baker	21.94	1960-62
Ron Cook	21.90	2019-
7. Devin Campbell	21.78	2012-15
8. Chris D'Amico	21.23	1980-84
9. Keith Warren	20.89	1993-96
10. Bobby Jones	20.83	1990

PUNT RETURNS

PLAYER	RET	YEARS
1. Andy Hurley	59	1983-84
2. Tom Hurd	54	1965-67
3. Drew Haddad	53	1996-99
4. Tom Elliott	50	1968-70
5. Joe Licata	34	1979-80
6. Matt Prelewicz	33	1991-93
K.J. Osborn	33	2016-18
8. Steve Nappo	32	1984-86
Terrence Fisher	32	1993-95
Jamie Gasparre	32	1996-97
Andre Forde	32	1999-02

PUNT RETURN YARDAGE

PLAYER	YARDS	YEAR
1. Drew Haddad	787	1996-99
2. Tom Hurd	433	1965-67
3. Andy Hurley	360	1983-84
4. K.J. Osborn	339	2016-18
5. Tom Elliott	331	1968-70
6. Andre Forde	296	1999-02
7. Terrell Jackson	278	2007-11
8. Naaman Roosevelt	267	2006-09
9. Matt Prelewicz	245	1991-93
Joe Licata	220	1979-80

PUNT RETURN AVG. (MIN. 20 RETURNS)

PLAYER	AVG	YEAR
1. Drew Haddad	14.85	1996-99
2. Terrell Jackson	11.12	2007-11
3. K.J. Osborn	10.27	2016-18
4. Naaman Roosevelt	9.54	2006-09
5. Andre Forde	9.25	1999-02
6. Dan Sella	9.16	1964-66
7. Craig Rohlf	9.13	1998-01
8. Tom Hurd	8.02	1965-67
9. Dan Mettica	7.71	1986-87
10. Matt Prelewicz	7.42	1991-93



ANDRE FORDE



TERRELL JACKSON

KICKING & PUNTING

-----SEASON-----

FIELD GOALS

PLAYER	FGS	YEAR
1. Alex McNulty	21	2022
2. Gerald Carlson	17	1995
3. Adam Mitcheson	15	2017
4. A.J. Principe	15	2007
5. Dallas Pelz	14	2003
6. Patrick Clarke	13	2013
Adam Mitcheson	13	2015
Adam McNulty	13	2021
9. Dallas Pelz	12	2001
A.J. Principe	12	2008

EXTRA POINTS

PLAYER	PATS	YEAR
1. Adam Mitcheson	51	2018
2. A.J. Principe	48	2008
3. Patrick Clarke	45	2013
4. Alex McNulty	42	2020
5. Patrick Clarke	41	2014
6. Alex McNulty	40	2019
7. Alex McNulty	39	2022
8. Adam Mitcheson	37	2017
Alex McNulty	37	2021
10. Mark Mozrall	33	1992
10. A.J. Principe	33	2009

POINTS SCORED

PLAYER	PTS	YEAR
1. Alex McNulty	102	2022
2. A.J. Principe	84	2008
Patrick Clarke	84	2013
4. Adam Mitcheson	82	2017
5. Adam Mitcheson	78	2018
6. Alex McNulty	76	2021
7. A.J. Principe	77	2007
8. Adam Mitcheson	70	2015
Alex McNulty	70	2019
10. Gerald Carlson	68	1995

TOTALS PUNTS

PLAYER	PUNTS	YEAR
1. Scott McMahan	81	2002
2. Tyler Grassman	80	2012
Ben Woods	80	2005
4. Dominic Milano	79	2003
5. Paul Jack	75	1968
6. Gerald Carlson	74	1994
7. Kyle DeWeen	72	2016
Ben Woods	72	2004
9. Tyler Grassman	71	2013
10. Dana Loucks	70	1988

PUNTING YARDS

PLAYER	YARDS	YEAR
1. Scott McMahan	3,258	2002
2. Dominic Milano	2,977	2003
3. Ben Woods	2,967	2005
4. Ben Woods	2,964	2004
5. Kyle DeWeen	2,865	2016
6. Gerald Carlson	2,853	1993
7. Tyler Grassman	2,841	2013
8. Tyler Grassman	2,828	2012
9. Tyler Grassman	2,664	2015
10. Scott McMahan	2,642	2001

PUNT AVERAGE

PLAYER	AVG	YEAR
1. Anthony Venneri	42-59	2022
2. Evan Finegan	41.75	2018
3. Ben Woods	41.66	2007
4. Mike Masucci	41.45	2000
5. Ben Woods	41.17	2004
6. Tyler Grassman	41.00	2015
7. Mike Masucci	40.77	1999
8. Kyle DeWeen	40.61	2017
9. Tyler Grassman	40.70	2014
10. Scott McMahan	40.22	2002

-----CAREER-----

FIELD GOALS

PLAYER	FGS	YEARS
1. Adam Mitcheson	48	2015-18
2. Alex McNulty	46	2018-
3. A.J. Principe	44	2007-10
4. Patrick Clarke	36	2011-14
5. Dallas Pelz	35	2000-03
6. Gerald Carlson	28	1993-96
7. Mark Mozrall	22	1991-94
8. Tom McLaughlin	20	1988-91
9. Scott Keller	19	1997-00
10. Bernie Weber	12	1982-83

EXTRA POINTS

PLAYER	PATS	YEARS
1. Alex McNulty	161	2018-
2. Adam Mitcheson	140	2015-18
3. A.J. Principe	133	2007-10
4. Patrick Clarke	124	2011-14
5. Scott Keller	71	1997-00
6. Mark Mozrall	69	1991-94
7. Tom McLaughlin	50	1988-91
Bob Embow	50	1966-68
9. Gerald Carlson	45	1993-96
Michael Baker	45	2002-05

POINTS SCORED

PLAYER	PTS	YEARS
1. Alex McNulty	299	2018-
2. Adam Mitcheson	284	2015-18
3. A.J. Principe	265	2007-10
4. Patrick Clarke	229	2011-14
5. Dallas Pelz	147	2000-03
6. Mark Mozrall	135	1991-94
7. Gerald Carlson	129	1993-96
8. Scott Keller	128	1997-00
9. Tom McLaughlin	110	1988-91
10. Bob Embow	80	1966-68

TOTAL PUNTS

PLAYER	PUNTS	YEARS
1. Ben Woods	281	2004-07
2. Tyler Grassman	266	2012-15
3. Gerald Carlson	260	1993-96
4. Mike Masucci	199	1997-00
5. Doug Radwanski	158	1990-92
6. Scott McMahan	149	2001-02
7. Paul Jack	141	1967-69
8. Peter Fardon	138	2008-11
9. Dana Loucks	135	1987-88
10. Sam Monaco	129	1978-80

PUNTING YARDS

PLAYER	YARDS	YEARS
1. Ben Woods	11,053	2004-07
2. Tyler Grassman	10,370	2012-15
3. Gerald Carlson	9,732	1993-96
4. Mike Masucci	7,731	1997-00
5. Scott McMahan	5,900	2001-02
6. Doug Radwanski	5,440	1990-92
7. Kyle DeWeen	5,139	2016-17
8. Peter Fardon	5,081	2008-11
9. Paul Jack	4,790	1967-69
10. Dana Loucks	4,698	1987-88

PUNT AVERAGE

PLAYER	AVG	YEARS
1. Evan Finegan	40.40	2018-21
2. Kyle DeWeen	40.10	2016-17
3. Scott McMahan	39.60	2001-02
4. Ben Woods	39.33	2004-07
5. Tyler Grassman	38.98	2012-15
6. Mike Masucci	38.85	1997-00
7. Jacob Schum	38.74	2010-11
8. Dominic Milano	37.68	2003
9. Gerald Carlson	37.43	1993-96
10. Peter Fardon	36.93	2008-11

LONGEST FIELD GOALS

PLAYER	FG	OPPONENT
1. Alex McNulty	55	No. Illinois (11/17/21)
2. Gerald Carlson	54	Edinboro (9/28/96)
Alex McNulty	54	at C. Michigan (11/9/22)
4. Bernie Weber	52	Canisius (10/8/83)
Gerald Carlson	52	Villanova (9/30/95)
John Rachuna	52	Miami (OH) (10/30/10)
Jackson Baltar	52	Temple (9/21/19)
Alex McNulty	52	Holy Cross (9/10/22)
9. Mark Mozrall	51	at Youngstown St. (10/30/93)
Gerald Carlson	51	UMass (10/14/95)
Gerald Carlson	51	UConn (9/7/96)
Patrick Clarke	51	at W. Michigan (10/12/13)
13. Dallas Pelz	50	at Army (11/10/01)
Dallas Pelz	50	at Toledo (11/1/03)
Patrick Clarke	50	UConn (9/28/13)
Alex McNulty	50	Bowling Green (10/30/21)



BEN WOODS



DEFENSE

----- SEASON -----

TOTAL TACKLES

PLAYER	TACKLES	YEAR
1. Craig Guest	161	1995
2. Khalil Hodge	154	2017
3. Pete Conley	145	1995
4. Khalil Hodge	144	2018
5. Steve Wojciechowski	142	1987
6. Craig Guest	136	1996
7. Shaun Dolac	134	2022
8. Mike Laipple	127	1985
9. Mike Laipple	125	1986
Justin Winters	125	2008

SOLO TACKLES

PLAYER	TACKLES	YEAR
1. Shaun Dolac	90	2022
2. Craig Guest	80	1996
3. Craig Guest	77	1995
4. Davonte Shannon	73	2007
5. Davonte Shannon	70	2008
6. Mike Newton	69	2008
7. Pete Conley	68	1995
8. Nick Gilbo	67	2015
9. Khalil Hodge	66	2017
9. Four with	65	

ASSISTED TACKLES

PLAYER	TACKLES	YEAR
1. Khalil Hodge	88	2017
2. Khalil Hodge	86	2018
3. Craig Guest	84	1995
4. Mike Laipple	81	1985
Steve Wojciechowski	81	1987
Dale Worrall	81	1989
7. Pete Conley	77	1995
8. Len Palumbo	75	1989
9. Mike Laipple	74	1984
10. Mike Laipple	73	1986

TACKLE FOR LOSS

PLAYER	TFLS	YEAR
1. Vince Canosa	21.5	1994
2. Khalil Mack	21.0	2012
3. Khalil Mack	20.5	2011
4. Tim Teicher	19.5	1987
5. Rich Dadabo	19.0	1990
Keith Hansen	19.0	1996
Larry Hutchinson	19.0	2007
Khalil Mack	19.0	2013
9. John White	16.0	1982
10. Craig Guest	15.0	1995
Duane Williams	15.0	2000
Trevor Scott	15.0	2007

QUARTERBACK SACKS

PLAYER	SACKS	YEAR
1. Vince Canosa	12.5	1993
2. Dan Leo	11.0	1986
3. Tim Teicher	10.5	1987
Khalil Mack	10.5	2013
5. Trevor Scott	10.0	2007
6. Rich Dadabo	9.0	1990
Rich Dadabo	9.0	1992
Keith Hansen	9.0	1996
Anthony Scott	9.0	1996
Duane Williams	9.0	2000
Trevor Scott	9.0	2006
Malcolm Koonce	9.0	2019

FORCED FUMBLES

PLAYER	FF	YEAR
1. Anthony Scott	6	1996
2. Khalil Mack	5	2011
Khalil Mack	5	2013
4. Khalil Mack	4	2012
Rich Dadabo	4	1991
Pete Conley	4	1995
Craig Guest	4	1996
Keith Hansen	4	1996
Kareem Byrom	4	2006
Justin Winters	4	2008
Adam Redden	4	2014
James Patterson	4	2018

FUMBLE RECOVERIES

PLAYER	FR	YEAR
1. John White	4	1979
Kim Frink	4	1984
Dave May	4	1985
Kevin Deakin	4	1987
Jesse Imes	4	2006
Domonic Cook	4	2008
6. 18 players with	3	

INTERCEPTIONS

PLAYER	INTS	YEAR
1. Steve Nappo	13	1986
2. John Bernard	12	1983
3. Andy Hurley	9	1983
4. Jon Williams	8	1988
5. Andy Hurley	7	1984
Marcus Fuqua	7	2022
7. Gordon Bukaty	6	1959
Tom Hurd	6	1966
Dave Short	6	1990
Mark Graham	6	2002
Domonic Cook	6	2010

PASSES DEFENDED (INTS + PBUS)

PLAYER	PDS	YEAR
1. Boise Ross	20	2015
2. Dave Short	16	1990
Najja Johnson	16	2011
4. Mike Chichester	15	1996
5. Gemara Williams	14	2005
Robert Harris	14	1993
Mike Lambert	14	2002
8. Mark Graham	13	2002
Kevin Concepcion	13	2002
Cortney Lester	13	2014



KHALIL HODGE



CRAIG GUEST



VINCE CANOSA



DEFENSE

----- CAREER -----

TOTAL TACKLES

PLAYER	TACKLES	YEARS
1. Davonte Shannon	461	2007-10
2. Craig Guest	455	1993-96
3. Khalil Hodge	421	2016-18
4. James Patterson	409	2018-
5. Mike Laipple	402	1983-86
6. Pete Conley	376	1992-95
7. J.J. Gibson	357	2001-04
8. Lee Skinner	344	2011-14
9. Mike Newton	342	2006-09
10. Khalil Mack	327	2010-13

SOLO TACKLES

PLAYER	TACKLES	YEARS
1. Davonte Shannon	258	2007-10
2. Craig Guest	236	1993-96
3. J.J. Gibson	220	2001-04
4. James Patterson	207	2018-
5. Mike Newton	196	2006-09
6. Pete Conley	191	1992-95
7. Khalil Mack	186	2010-13
8. Khalil Hodge	185	2016-18
9. Mark Graham	182	2000-03
10. Gemara Williams	176	2002-05

ASSISTED TACKLES

PLAYER	TACKLES	YEARS
1. Mike Laipple	265	1983-86
2. Khalil Hodge	236	2016-18
3. Craig Guest	219	1993-96
4. James Patterson	202	2018-
5. Davonte Shannon	200	2007-10
6. Lee Skinner	190	2011-14
7. Pete Conley	185	1992-95
8. Dave May	183	1983-86
9. Kevin Deakin	182	1986-89
10. Steve Wojciechowski	173	1985-87

TACKLE FOR LOSS

PLAYER	TFLS	YEARS
1. Khalil Mack	75.0	2010-13
2. Vince Canosa	50.5	1992-95
3. Rich Dadabo	42.0	1989-92
4. Keith Hansen	41.0	1994-97
5. James Patterson	40.5	2018-
6. Craig Guest	40.0	1993-96
7. John White	40.0	1979-81
Hardy Mitchell	34.0	1994-97
8. Dave May	33.5	1983-86
10. Chris Shelly	31.0	1998-01

QUARTERBACK SACKS

PLAYER	SACKS	YEARS
1. Khalil Mack	28.5	2010-13
2. Rich Dadabo	24.0	1989-92
Vince Canosa	24.0	1992-95
4. Trevor Scott	19.0	2004-07
5. Steven Means	18.5	2009-12
6. Dave May	18.0	1983-86
Malcolm Koonce	18.0	2017-20
8. Taylor Riggins	17.5	2018-21
9. Keith Hansen	16.0	1994-97
10. Hardy Mitchell	15.5	1994-97

FORCED FUMBLES

PLAYER	FF	YEARS
1. Khalil Mack	16	2010-13
2. James Patterson	9	2018-
3. Keith Hansen	7	1994-97
4. Rich Dadabo	6	1989-92
Pete Conley	6	1992-95
Anthony Scott	6	1993-96
Chris Shelly	6	1998-01
Adam Redden	6	2011-14
9. Kareem Byrom	5	2005-07
Vince Canosa	5	1992-95
Craig Guest	5	1993-96
Bryan Cummings	5	2002-05
Davonte Shannon	5	2007-10
Domonic Cook	5	2007-10
Justin Winters	5	2007-10
Demone Harris	5	2014-17

FUMBLE RECOVERIES

PLAYER	FR	YEARS
1. Dave May	7	1983-86
Kevin Deakin	7	1986-89
3. Frank Berrafato	6	1978-81
Gerry Quinlivan	6	1981-84
Craig Guest	6	1993-96
Domonic Cook	6	2007-10
7. John White	5	1979-81
Dean Angelo	5	1982-85
Mark Giacobelli	5	1982-85
Keith Hansen	5	1994-97
Craig Rohlfis	5	1998-01
Adam Redden	5	2011-14

INTERCEPTIONS

PLAYER	INTS	YEARS
1. Steve Nappo	19	1984-86
2. John Bernard	18	1980-83
3. Andy Hurley	16	1983-84
4. Dan Sella	12	1964-66
Tim Hurd	12	1965-67
Mark Graham	12	2000-03
Mike Newton	12	2006-09
8. Gordon Bukaty	11	1958-60
Domonic Cook	11	2007-10
10. Craig Rohlfis	10	1998-01
Davonte Shannon	10	2007-10

PASSES DEFENDED (INTS + PBUS)

PLAYER	AVG	YEARS
1. Gemara Williams	39	2002-05
2. Najja Johnson	38	2010-13
Cortney Lester	38	2011-14
4. Mark Graham	37	2000-03
5. Domonic Cook	36	2007-10
6. Mike Newton	32	2006-09
7. Terrence Fisher	29	1993-95
Mike Lambert	29	1999-02
Josh Thomas	29	2007-10
10. Dave Short	28	1988-91

TURNOVERS CAPTURED (FR + INT)

PLAYER	AVG	YEARS
1. Steve Nappo	23	1984-86
2. John Bernard	20	1980-83
3. Andy Hurley	17	1983-84
4. Mike Newton	16	2006-09
Domonic Cook	16	2007-10
6. Mark Graham	15	2000-03
Craig Rohlfis	15	1998-01
8. Gerry Quinlivan	14	1981-84
9. Dan Sella	12	1964-66
Tim Hurd	12	1965-67
Jon Williams	12	1987-88
Davonte Shannon	12	2007-10



TREVOR SCOTT



GEMARA WILLIAMS



DEFENSE

----- YEAR-BY-YEAR TACKLES LEADERS -----

YEAR	PLAYER	SOLO	ASSTS	TOTAL
1970	Larry Madden	59	41	100
1977	Dan Vecchies	19	18	37
1978	Shane Currey	40	64	104
1979	Shane Currey	49	61	110
1980	Cosmo Nestola	41	45	86
1981	Shane Currey	46	40	86
1982	Cosmo Nestola	45	64	109
1983	Gerry Quinlivan	40	39	79
1984	Mike Laipple	19	74	93
1985	Mike Laipple	46	81	127
1986	Mike Laipple	52	73	125
1987	Steve Wojciechowski	61	81	142
1988	Dave Ruzala	36	58	94
1989	Dale Worrall	28	81	109
1990	Dale Worrall	51	63	114
1991	Darryl O'Shei/ Bill Stonecypher	-	-	88
1992	Bill Stonecypher	43	22	65
1993	Pete Conley	49	35	84
1994	Pete Conley	47	61	108
1995	Craig Guest	77	84	161
1996	Craig Guest	80	56	136
1997	Ted McDuffie	57	41	98
1998	Antonio Perry	40	47	87
1999	Chris Shelly	36	53	89
2000	Chris Gray	63	36	99
2001	Bobby Johnson	45	67	112
2002	Mark Graham	65	24	89
2003	Mark Graham	57	27	84
2004	J.J. Gibson	63	50	113
2005	Kareem Byrom	48	37	85
2006	Jeff Bublavi	59	51	110
2007	Davonte Shannon	73	50	123
2008	Justin Winters	58	67	125
2009	Davonte Shannon	50	47	97
2010	Davonte Shannon	65	55	120
2011	Fred Branch	47	35	82
2012	Khalil Mack	52	42	94
2013	Khalil Mack	56	44	100
2014	Lee Skinner	44	52	96
2015	Nick Gilbo	67	46	113
2016	Khalil Hodge	61	62	123
2017	Khalil Hodge	66	88	154
2018	Khalil Hodge	58	86	144
2019	Joey Banks	56	29	85
2020	James Patterson	29	34	63
2021	James Patterson	49	67	116
2022	Shaun Dolac	90	44	134

----- YEAR-BY-YEAR SACKS LEADERS -----

YEAR	PLAYER	SACKS
1982	John White	8.5
1983	Steve Armstrong	5.0
1984	Jim Stopa/Kim Frink	4.0
1985	Dave May	5.0
1986	Dan Leo	11.0
1987	Tim Teicher	10.5
1988	Dan Zugelder	4.5
1989	Tony Jones	7.5
1990	Rich Dadabo	9.0
1991	Trevor Nickerson	7.0
1992	Rich Dadabo	9.0
1993	Vince Canosa	12.5
1994	Vince Canosa	7.0
1995	Jason Kuehn	6.0
1996	Keith Hansen/Anthony Scott	9.0
1997	Dan Poulsen	7.0
1998	Dan Poulsen	5.5
1999	Jamie Guerra	3.0
2000	Duane Williams	9.0
2001	Chris Shelly	3.5
2002	Rob Schroeder	4.5
2003	Mark Graham/J.J. Gibson	3.0
2004	Aaron Sanders	6.5
2005	Aaron Sanders	6.5
2006	Trevor Scott	9.0
2007	Trevor Scott	10.0
2008	Mike Thompson/Andrae Smith	3.0
2009	Steven Means	5.0
2010	Steven Means/Khalil Mack	4.5
2011	Khalil Mack	5.5
2012	Khalil Mack	8.0
2013	Khalil Mack	10.5
2014	Lee Skinner	6.5
2015	Okezie Alozie	5.0
2016	Brandon Crawford	4.0
2017	Demone Harris	5.0
2018	Chuck Harris	6.5
2019	Malcolm Koonce	9.0
2020	Malcolm Koonce	5.0
2021	Daymond Williams	6.5
2022	Shaun Dolac/Daymond Williams	4.5



PETE CONLEY



KHALIL MACK



DAVONTE SHANNON



DEFENSE

--- YEAR-BY-YEAR INTERCEPTIONS LEADERS ---

YEAR	PLAYER	INTS	YARDS
1949	Raymond Wodarczak	4	30
	Alfred Zwolinski	4	23
1950	Casimer Kania	3	34
1951-57	Records not available		
1958	Gordon Bukaty	3	26
	James Allegretto	3	14
1959	Gordon Bukaty	6	41
1960	John Valentic	3	33
1961	Richard Dickman	2	17
	Tom Butler	2	14
1962	John Cimba	4	51
1963	Dick Condino	4	24
1964	Dan Stella	3	7
1965	Dan Stella	4	32
1966	Tom Hurd	6	167
1967	Tom Hurd	4	3
1968	Nick Kish	3	41
1969	Tom Elliott	3	61
1970	Bruce Fraser	2	17
	Tom Osika	2	0
1977	Dan Vecchies	2	2
1978	Mark DiFrancesco	3*	41
1979	Sean Kowal	3	25
	Frank Berrafato	3	-1
1980	Greg Kozar	4	36
1981	Gerry Quinlivan	3	10
1982	John Bernard	5	72
1983	John Bernard	12*	143
1984	Andy Hurley	7	110
1985	Steve Nappo	5	60
1986	Steve Nappo	13	155
1987	Steve Magera	3	5
1988	Jon Williams	8	153
1989	Dave Anastasi	3	2
1990	Dave Short	6*	125
1991	Three Players	3	
1992	Robert Harris	5	20
1993	Kareem Stroman	5	28
1994	Terry Morgan	3*	99
1995	Three players	2	
1996	Bill Tipton	4*	160
1997	Three Players	2	
1998	Jeff Lawrence	3	0
1999	Craig Rohlf	5	109
2000	Duane Williams	3	73
	Mark Graham	3	-2
2001	Craig Rohlf	4*	101
2002	Mark Graham	6	72
2003	Gemara Williams	2	47
2004	James Evans	4	41
2005	Kareem Byrom	3	13
2006	Mike Newton	5	108
2007	Mike Newton	4*	112
2008	Domonic Cook	3	39
2009	Mike Newton	2	30
	Davonte Shannon	2	50
2010	Domonic Cook	6	33
2011	Cortney Lester	2	11
2012	Najja Johnson	5	0
2013	Three players	3	
2014	Boise Ross	1	0
	Witney Sherry	1	0
2015	Four Players	2	
2016	Tim Roberts	2	0
2017	Ryan Williamson	3	18
2018	Cameron Lewis	3	37
	Brandon Williams	3	18
2019	Joey Banks	3	70
2020	Five Players	1	
2021	Three Players	1	
2022	Marcus Fuqua	7	85

-- YEAR-BY-YEAR PASSES DEFENDED LEADERS --

YEAR	NAME	INT	PBU	TOTAL
1987	Jon Williams	1	9	10
1988	Jon Williams	8	2	10
1989	Tony Jones	0	10	10
1990	Dave Short	6	10	16
1991	P.J. Riga/Mark Anderson	3	5	8
1992	Robert Harris	5	6	11
1993	Robert Harris	2	12	14
1994	Terrence Fisher	1	10	11
1995	Terrence Fisher	2	9	11
1996	Mike Chichester	2	13	15
1997	Ted McDuffie	2	8	10
1998	Carlos Spencer/Jeff Lawrence	1/3	7/5	8
1999	Craig Rohlf	5	0	5
2000	Duane Williams	3	6	9
2001	Mark Graham/Mike Lambert	2/3	10/9	12
2002	Mike Lambert	2	12	14
2003	Gemara Williams	2	7	9
2004	Gemara Williams	0	10	10
2005	Gemara Williams	1	13	14
2006	Mike Newton/Kendric Hawkins	5/2	2/5	7
2007	Davonte Shannon	3	5	8
2008	Domonic Cook	3	7	10
2009	Domonic Cook	1	10	11
2010	Domonic Cook	6	6	12
2011	Najja Johnson	1	15	16
2012	Najja Johnson	5	6	11
2013	Najja Johnson	3	9	12
2014	Cortney Lester	0	13	13
2015	Boise Ross	2	18	20
2016	Boise Ross	0	7	7
2016	Cameron Lewis	0	7	7
2017	Tatum Slack	0	9	9
2018	Cameron Lewis	3	6	9
2019	Tyrone Hill/Devon Russell	0/1	10/9	10
2020	Kodafi Wright	1	7	8
2021	K. Wright/A. Washington	1/0	5/6	6
2022	Marcus Fuqua	7	5	12



MIKE NEWTON



NAJJA JOHNSON



SINGLE-SEASON RECORDS

----- RUSHING -----

ATTEMPTS

ATT	YEAR	GAMES
1. 659	2019	13
2. 585	2018	14
3. 541	1966	10
4. 539	2021	12
5. 538	2013	13
6. 531	1967	10
531	1986	11
8. 529	2003	12
9. 528	1996	11
10. 524	1993	11

YARDS

YDS	YEAR	GAMES
1. 3,256	2019	13
2. 2,648	2018	14
3. 2,582	2021	12
4. 2,463	1998	11
5. 2,247	1986	11
6. 2,176	2013	13
7. 2,120	2012	12
8. 2,040	1959	9
9. 2,026	2003	12
10. 2,012	2020	7

TOUCHDOWNS

YEAR	TDS	GAMES
1. 2018	36	14
2019	36	13
3. 2020	32	7
4. 2021	30	12
5. 2008	27	14
6. 1986	26	11
7. 1992	25	10
1998	25	11
9. 1959	24	9
1967	24	10

YARDS-PER-GAME

YEAR	YPG	GAMES
1. 2020	287.4	7
2. 2019	250.5	13
3. 1959	226.7	9
4. 1998	223.0	11
5. 1986	204.3	11
6. 1958	203.7	9
7. 1969	199.8	9
8. 1967	195.6	10
9. 2021	195.5	12
10. 1964	192.0	9

FIRST DOWNS

YEAR	NO.	GAMES
1. 2019	173	13
2. 2021	139	12
3. 1998	138	11
4. 2018	136	14
5. 1986	126	11
6. 2013	117	13
7. 2022	111	12
8. 2003	110	12
9. 2012	106	12
1959	106	9

----- PASSING -----

ATTEMPTS

YEAR	ATT	GAMES
1. 2008	472	14
2. 2015	455	12
3. 1997	453	11
4. 2002	432	12
5. 2013	427	13
6. 2022	425	12
7. 2011	422	12
8. 2018	419	14
9. 1983	414	10
10. 1982	410	10
2010	410	12

COMPLETIONS

YEAR	COMP	GAMES
1. 2008	306	14
2. 2015	283	12
3. 2007	262	12
4. 2022	252	12
5. 1997	246	11
6. 2013	243	13
7. 2011	236	12
8. 2014	235	11
9. 2017	234	12
10. 2018	230	14

YARDS

YEAR	YDS	GAMES
1. 2017	3,490	12
2. 2008	3,326	14
3. 1997	3,275	11
4. 2018	3,155	14
5. 1982	3,029	10
6. 2015	2,994	12
7. 2013	2,955	13
8. 2009	2,903	12
9. 2022	2,794	12
10. 2014	2,855	11

TOUCHDOWNS

YEAR	TDS	GAMES
1. 2014	32	11
2. 2018	28	14
3. 2008	25	14
2013	25	13
5. 2017	24	12
6. 2009	21	12
7. 1982	20	10
8. 1983	19	10
1992	19	10
10. 1997	18	11

YARDS-PER-GAME

YEAR	YPG	GAMES
1. 1982	302.9	10
2. 1997	297.7	11
3. 2017	290.8	12
4. 1983	276.1	10
5. 2014	259.5	11
6. 2015	249.5	12
7. 2009	241.9	12
8. 2008	237.6	14
9. 2022	232.8	12
10. 2013	227.3	13

FIRST DOWNS

YEAR	NO.	GAMES
1. 1997	157	11
2. 2008	155	14
3. 2017	145	12
4. 2015	143	12
5. 2009	139	12
6. 2013	131	13
7. 1982	128	10
2018	128	14
2022	128	12
10. 2007	123	12

----- FIRST DOWNS -----

RUSHING & PASSING

NO.	YEAR	GAMES
1. 276	2019	13
2. 264	2018	14
3. 257	2008	14
257	2021	12
5. 248	2013	13
6. 243	1998	11
7. 239	2009	12
239	2022	12
9. 228	2015	12
10. 224	2017	12

BY PENALTY

NO.	YEAR	GAMES
1. 45	2018	14
2. 29	2012	12
3. 28	2013	13
28	2021	12
5. 27	2001	11
27	2017	12
7. 26	2002	12
8. 25	2009	12
25	2014	11
10. 23	2022	12



JORDAN JOHNSON

TEAM RECORDS

----- SINGLE-SEASON -----

TOTAL OFFENSE

Yards Gained	5,803	2018
Yards Per Game	478.4	2020
Plays	1,004	2018
Touchdowns	64	2018
Fumbles	41	1957
Fumbles Lost	26	1957

TOTAL DEFENSE

Fewest Yards Allowed	
1. 1984	2,717
2. 1981	2,915
3. 1985	2,949

RUSHING DEFENSE

Yards Allowed	
1. 2019	1,224
1986	1,224
3. 1983	1,406

TOUCHDOWNS ALLOWED

1. 1983	8
2. 1981	10
1984	10

PASSING DEFENSE

Yards Allowed	
1. 1988	1,245
2. 1985	1,265
3. 1984	1,298

TOUCHDOWNS ALLOWED

1. 1985	5
2. 1981	7
1984	7
1989	7

INTERCEPTIONS

1. 1959	31
2. 1986	26
3. 1983	25

PENALTIES

Penalties Against	104	1994
Yards Penalized	972	1994

PUNTING

Most Punts	86	2002
Highest Average	41.8	2018

PUNT RETURNS

Punt Returns	37	1984
Yards	427	1998
Average	17.8	1998

KICKOFF RETURNS

Kickoff Returns	65	1999
Yards	1,310	1999
Average	21.4	2006

SCORING

Points	484	2018
Touchdowns	66	2018
Extra Points	54	2018
Two-Point Conversions	6	1986
Field Goals	21	2022

ADDITIONAL RECORDS

Wins	10	2018
Consecutive Wins	9	1896-98; 1898-99
Consecutive Wins in a Season	7	2013
Consecutive Unbeaten Games	11	1895-98
Losses (one season)	11	1999, 2002, 2003
Consecutive Losses	18	1998-00; 2001-03
Consecutive Winless Games	21	1925-28
Consecutive Games w/o Being Shutout	48	1965-70; 2006-11
Greatest Margin of Victory	81	81-0 vs. Hobart, 1918
Greatest Margin of Defeat	128	128-0 vs. Michigan, 1901
All-time Overtime Record	8-8	



On October 7, 2017 Buffalo and Western Michigan tied the record for longest football game in NCAA history. The Broncos defeated the Bulls, 71-68, in seven overtimes at UB Stadium. (Tyler Mabry (left) and Drew Anderson pictured)



TEAM RECORDS

----- SINGLE-GAME TEAM OFFENSE -----

TOTAL OFFENSE

Plays _____ 115 _____ at Connecticut (10/4/97)
Yards _____ 645 _____ vs. Western Michigan (10/7/17)
Touchdowns _____ 10 _____ vs. Kent State (11/28/20)

TOTAL OFFENSE (BOTH TEAMS)

Plays _____ 193 _____ vs. Western Michigan (10/7/17)
Yards _____ 1,375 _____ vs. New Haven (9/12/92)
Touchdowns _____ 19 _____ vs. Western Michigan (10/7/17)

RUSHING

Attempts _____ 72 _____ vs. Hofstra (10/24/92)
Yards _____ 515 _____ vs. Kent State (11/28/20)
Touchdowns _____ 10 _____ vs. Kent State (11/28/20)

RUSHING (BOTH TEAMS)

Attempts _____ 115 _____ vs. Mercyhurst (10/28/89)
Yards _____ 750 _____ vs. Kent State (11/28/20)

PASSING

Attempts _____ 71 _____ at Connecticut (10/4/97)
Completions _____ 36 _____ at Toledo (11/12/13)
Yards _____ 597 _____ vs. Western Michigan (10/7/17)
Touchdowns _____ 7 _____ vs. Western Michigan (10/7/17)
Interceptions _____ 6 _____ vs. Cortland (10/3/56)

PASSING (BOTH TEAMS)

Attempts _____ 100 _____ vs. Alfred (11/12/83)
Completions _____ 59 _____ vs. Western Michigan (10/7/17)
Yards _____ 866 _____ vs. Western Michigan (10/7/17)

SCORING

Points _____ 81 _____ vs. Hobart (1918)
Touchdowns _____ 10 _____ vs. Kent State (11/28/20)
Field Goals _____ 5 _____ vs. Toledo (11/1/03)

FIRST DOWNS

First Downs _____ 33 _____ vs. Northern Illinois (10/22/11)
First Down Rushing _____ 25 _____ vs. Canisius (10/17/98)
First Downs Passing _____ 23 _____ at Toledo (11/12/13)

FUMBLES

Fumbles _____ 9 _____ vs. Gettysburg (9/16/61)
Fumbles Lost _____ 7 _____ vs. Hobart (10/8/55)

PENALTIES

Penalties Against _____ 17 _____ vs. Edinboro (9/27/93)
Yards Penalized _____ 171 _____ vs. Frostburg State (10/15/86)

KICKOFF RETURNS

Kickoff Returns _____ 11 _____ vs. Boston College (11/7/70)
Yards _____ 238 _____ vs. Findlay (9/6/87)

PUNT RETURNS

Punt Returns _____ 8 _____ vs. Norwich (10/30/82)
Yards _____ 125 _____ at Miami (OH) (11/20/99)

----- SINGLE-GAME TEAM DEFENSE -----

TOTAL DEFENSE (LOWS)

Plays _____ 45 _____ vs. Mercyhurst (10/27/90)
Yards _____ 84 _____ vs. Hofstra (10/24/92)
Touchdowns _____ 0 _____ Numerous times

OPPONENT RUSHING (LOWS)

Attempts _____ 17 _____ vs. Hofstra (10/24/92)
Yards _____ (-40) _____ vs. Hofstra (10/24/92)

OPPONENT PASSING (LOWS)

Attempts _____ 5 _____ vs. Lock Haven (11/16/95)
Completions _____ 1 _____ vs. Buffalo St. (9/19/87); vs. UMass (10/14/95)
Yards _____ 2 _____ vs. Ohio (11/3/01)
Interceptions _____ 6 _____ Six times

SACKS

Sacks _____ 11 _____ at Akron (10/23/21)

PUNTING

Most Punts _____ 16 _____ Kent State (10/23/57)

----- LONGEST PLAYS -----

LONGEST RUSHING PLAY

- 95 (TD) _____ Ed Malanowics _____ vs. Hobart (11/16/29)
- 92 (TD) _____ James Starks _____ at Miami (OH) (11/3/07)
- 92 (TD) _____ Mike Washington _____ at Bowling Green (10/8/22)**

LONGEST PASS PLAY

- 92 (TD) _____ Joe Licata to Devon Hughes _____ vs. Norfolk State (9/20/14)
- 91 (TD) _____ Mark Taylor to Jamie Gasparre _____ vs. Hofstra (11/2/96)
- 90 (TD) _____ Chazz Anderson to Ed Young _____ vs. Ohio (10/8/11)

LONGEST PUNT

- 86 _____ Dana Loucks _____ vs. Frostburg State (11/14/87)
- 81 _____ Bill Brogan _____ vs. Cortland State (10/3/59)
- 81 _____ Kyle Vantrease _____ at Nebraska (9/11/21)
- 79 _____ Gerald Carlson _____ vs. Edinboro (9/28/86)

LONGEST FIELD GOAL

- 55 _____ Alex McNulty _____ vs. Northern Illinois (11/17/21)**
- 54 _____ Gerald Carlson _____ vs. Edinboro (9/28/96)
- 54 _____ Alex McNulty _____ at Central Michigan (11/9/22)**
- 52 _____ Bernie Webber _____ vs. Canisius (10/8/83)
- 52 _____ Gerald Carlson _____ vs. Villanova (9/30/95)
- 52 _____ John Rachuna _____ vs. Miami (OH) (10/30/10)
- 52 _____ Jackson Baltar _____ vs. Temple (9/21/19)**
- 52 _____ Alex McNulty _____ vs. Holy Cross (9/10/22)**

LONGEST INTERCEPTION RETURN

- 90 (TD) _____ Gerry LaFountain _____ vs. Delaware (11/6/65)
- 89 (TD) _____ Bill Tipton _____ vs. Lehigh (9/21/96)
- 87 _____ Mike Lambert _____ vs. Western Michigan (10/5/02)

LONGEST FUMBLE RETURN

- 97 (TD) _____ James Patterson _____ at Bowling Green (10/8/22)
- 93 (TD) _____ Tyrone Hill _____ vs. Troy (12/22/18)
- 92 (TD) _____ Mike Newton _____ vs. Ball State (12/5/08)

LONGEST PUNT RETURN

- 94 (TD) _____ Drew Haddad _____ at Cornell (10/3/98)
- 86 (TD) _____ Jacob Martinez _____ vs. Albany (9/5/15)
- 83 (TD) _____ Andre Forde _____ vs. Lehigh (8/29/02)

LONGEST KICKOFF RETURN

- 100 (TD) _____ Judd Rosengrant _____ vs. Hobart (1926)
- 97 (TD) _____ Ernest Jackson _____ at Missouri (9/20/08)
- 96 (TD) _____ Devin Campbell _____ vs. Eastern Michigan (10/5/13)

collegepressbox
SINCE 2005 EVERYTHING BUT THE PREGAME MEAL

2023

NATIONAL CHAMPIONSHIP

131 Teams

10 Conferences

42 Bowls

25 Awards

collegepressbox is the official
media website for Division I football

Access and download game notes, quotes, statistics, media guides,
headshots, logos and more for all FBS schools, conferences,
postseason games, awards and the College Football Playoff

For access, please register for an account at:
collegepressbox.com/register

 [collegepressbox](https://twitter.com/collegepressbox)

 [collegepressboxvideo](https://www.youtube.com/collegepressboxvideo)