

## EASTERN MICHIGAN FOOTBALL

1971 Pioneer Bowl • 1987 MAC Champion • 1987 California Bowl Champion • 2016 Bahamas Bowl • 2018 Camellia Bowl  
2019 Quick Lane Bowl • 2021 LendingTree Bowl • 2022 MAC West Division Champion • 2022 Famous Idaho Potato Bowl

Game 13 • Dec. 20, 2022 • 1:30 p.m. MT (3:30 p.m. ET) • Boise, Idaho • Albertsons Stadium (36,387)



## Eastern Michigan Eagles

Head Coach: Chris Creighton (Kenyon, 1991)

Career Record: 184-108 (26th Season); 45-61 at EMU (Ninth Season)

VS.

#EMUFB



## San Jose State Spartans

Head Coach: Brent Brennan (UCLA, 1996)

Career Record: 27-41 (Sixth Season); 27-41 at SJSU (Sixth Season)

## GAME INFORMATION

Date:	Tuesday, Dec. 20
Kickoff:	1:33 p.m. MT (3:33 p.m. ET)
Site:	Boise, Idaho
Stadium:	Albertsons Stadium

EMU Radio:	WEMU (89.1 FM)
	Tom Helmer (pxp), Rob Rubick (analyst)
Television:	ESPN
	Clay Matvick (pxp), Rocky Boiman (analyst)
Live Stats:	EMUEagles.com/livestats

Series:	EMU leads, 1-0
Last Meeting:	EMU 30, SJSU 27 (1987)

## COACHING STAFF

Head Coach	Chris Creighton
Overall Record	184-107 (26)
Record at EMU	45-61 (9)
Assoc. HC/Def. Coord./LB	Neal Neathery
Co-Run Game Coord./TE	Brandon Blaney*
Co-Run Game Coord./OL	Sean Coughlin
Def. Pass Game Coord./SAF	Taver Johnson
Defensive Tackles	Vontrell King-Williams
Def. Run Game Coord./DL	Ben Needham*
Pass Game Coord./QB	Mike Piatkowski*
Wide Receivers	Dyrell Roberts
Cornerbacks	Munir Prince*
Running Backs/ST Coord.	Sam Sewell
Assoc. AD/Ops and Recruiting	Jeff Collett

\*in the press box on gameday

## LAST TIME OUT...

Total Offense	437
Rushing Yards	171
Passing Yards	266
Total Offense Allowed	229
Rushing Yards Allowed	161
Passing Yards Allowed	68

## 2022 Statistical Leaders

Rushing	Samson Evans - 1,084 yds.
Passing	Taylor Powell - 1,813 yds.
Receiving	Tanner Knue - 592 yds.
Tackles	Chase Kline - 87
Interceptions	Joshua Scott - 2

**BOISE, Idaho (EMUEagles.com)** – The Eastern Michigan University football team will play in its fifth bowl game in the last seven years when it participates in the 26th Annual Famous Idaho Potato Bowl Tuesday, Dec. 20, on the blue turf of Albertsons Stadium. The Eagles finished the regular season with an 8-4 mark and a 5-3 record in Mid-American Conference play. EMU made appearances in the 2016 Bahamas Bowl, the 2018 Camellia Bowl, the 2019 Quick Lane Bowl, and the 2021 LendingTree Bowl.

The Spartans finished the regular season with a 7-4 record, going 5-3 in the Mountain West Conference. SJSU is bowling for the first time since 2020. It will be Head Coach Brent Brennan's second bowl game as head coach of SJSU. Furthermore, he is the first head coach to lead the Spartans to two bowl games since Claude Gilbert in 1986 and 1987.

Kickoff from Boise State University's campus is set for 1:30 p.m. MT (3:30 p.m. ET) and the contest will be broadcast on ESPN and ESPN Deportes. Clay Matvick and Rocky Boiman will be in the booth, while Dawn Davenport reports from the sideline. The game will also be aired on WEMU (89.1 FM) with veteran broadcasters **Tom Helmer** and **Rob Rubick** calling the action on the field. WEMU's special 30-minute pregame show from the stadium begins at 1 p.m. MT (3 p.m. ET).

**PARTY LIKE IT'S 1987?** The Eagles will face off against San Jose State for the second time in the postseason, as the matchup is a rematch of the 1987 California Bowl. The then-Hurons were a 17-point underdog, but EMU prevailed with a 30-27 win over the Spartans in Fresno, Calif., Dec. 12, 1987.

**EYES ON NINE:** A triumph would give Eastern Michigan exactly nine victories in a season for the first time ever, and would go down as the second-best win total in the 131-year history of the program. Eastern's best season came in 1987, when the team won 10 games (nine regular season) en route to the program's lone Mid-American Conference title and postseason bowl victory (California Bowl). EMU teams have finished with eight wins six times, including this season.

## SCHEDULE/RESULTS

<b>EKU</b>	Sept. 2	<b>EASTERN KENTUCKY</b>	<b>W, 42-34</b>
		TV: ESPN3 • CommUniversitE Night	
<b>TRAILBLAZERS</b>	Sept. 10	at Louisiana	L, 21-49
		TV: NFL Network	
<b>W</b>	Sept. 17	at Arizona State	W, 30-21
		TV: Pac-12 Network	
<b>MASS</b>	Sept. 24	<b>BUFFALO*</b>	<b>L, 31-50</b>
		TV: CBS Sports Network • Family Weekend	
<b>MASS</b>	Oct. 1	<b>MASSACHUSETTS</b>	<b>W, 20-13</b>
		TV: ESPN+ • Homecoming	
<b>W</b>	Oct. 8	at Western Michigan*	W, 45-23
		TV: CBS Sports Network	
<b>W</b>	Oct. 15	<b>NORTHERN ILLINOIS*</b>	<b>L, 10-39</b>
		TV: ESPN+ • Band Day	
<b>W</b>	Oct. 22	at Ball State*	W, 20-16
		TV: ESPN+	
<b>TOLEDO</b>	Oct. 29	<b>TOLEDO*</b>	<b>L, 24-27</b>
		TV: ESPNU • Hall of Fame Day	
<b>A</b>	Nov. 8	at Akron*	W, 34-28
		TV: CBS Sports Network	
<b>CK</b>	Nov. 16	at Kent State*	W, 31-24
		TV: ESPN2	
<b>W</b>	Nov. 25	<b>CENTRAL MICHIGAN*</b>	<b>W, 38-19</b>
		TV: CBS Sports Network • Senior Day	
<b>BOWL</b>	Dec. 20	vs. San Jose State (Famous Idaho Potato Bowl)	1:30 p.m. MT
		TV: ESPN	



## THE MATCHUP

EMU	vs.	SJSU
Ypsilanti, Mich.	Location	San Jose, Calif.
1849	Founded	1857
16,324	Enrollment	32,157
Eagles	Nickname	Spartans
Green & White	Colors	Gold & Blue
Mid-American	Conference	Mountain West
8-4	Record	7-4
5-3	Conference Record	5-3
28.8	Points/Gm	27.5
142.7	Rushing Yds/Gm	92.5
217.8	Passing Yds/Gm	264.0
360.4	Total Yds/Gm	365.5
158.1	Rushing Yds Allowed	122.6
208.8	Passing Yds Allowed	210.4
366.9	Total Yds Allowed	333.0
10	Interceptions Made	13
23/149	Sacks/Yards	36/207
13/6	Fumbles/Lost	6/2
78.7	Penalty Yard Avg.	48.4
20.1	Kick Return Avg.	17.1
7.1	Punt Return Avg.	6.5
38.8	Net Punt Avg.	35.0
31:08	Time of Possession	28:44
46	Third Down Percentage	36
43	Fourth Down Percentage	50
44	Touchdowns	38
13/16	Field Goals/Attempted	12/17
96	Red Zone Percentage	89

## Table of Contents

Media Information	3
The Last Time EMU...	18
EMU's Bowl History	19-25
Why The Factory/Wrench?	27-28
Select Student-Athlete Bios	33-41
Roster/Depth Chart/Pronunciations	42-46
2022 Statistics	47-58
Game Recaps/Box scores	59-70
Individual Career Bests	71
NCAA Rankings	74-75



**TWITTER**  
@EMUFB  
@EMUathletics



**FACEBOOK**  
/EasternMichiganFootball  
/emuathletics



**INSTAGRAM**  
@emufb  
@emuathletics



## The Game Week Schedule

All appointments must be made through the athletic media relations office at 734.487.0317.

14 Wednesday	15 Thursday	16 Friday	17 Saturday	18 Sunday	19 Monday	20 Tuesday
Practice	Practice	Team Arrival In Boise	Practice 8-11 a.m.	Practice 1-4 p.m.	Press Conference 2:30 p.m. MST  Walk-through Albertsons Stadium	Game Day 1:30 p.m. MT Albertsons Stadium  <b>Postgame availability with the media</b>

## EMU Athletic Media Relations



Greg Steiner



Alex Jewell

**Associate Athletic Director/Media Relations.....Greg Steiner**  
Office Phone..... 734.487.0318  
Cellular Phone..... 734.845.1132  
E-mail..... greg.steiner@emich.edu  
Primary Sports Covered.....Football, M/W Golf, and Broadcasting

**Director of Athletic Media Relations.....Alex Jewell**  
Office Phone..... 734.487.0317  
Cellular Phone..... 989.708.9230  
E-mail..... ajewell3@emich.edu  
Primary Sports Covered.....Football, Tennis, Podcast/Creative

**Assistant Director of Athletic Media Relations .. Alyssa Rodriguez**  
Office Phone..... 734.487.0317  
Cellular Phone..... 305.216.7035  
E-mail..... arodri61@emich.edu  
Primary Sports Covered..... W. Basketball, Volleyball, Lacrosse

**Assistant Director of Athletic Media Relations .....Alex Ryan**  
Office Phone..... 734.487.0317  
Cellular Phone..... 513.623.9992  
E-mail..... alex.ryan@emich.edu  
Primary Sports Covered..... M. Basketball, Soccer, Lacrosse

**Athletic Media Relations Graduate Assistant..... Anna Harris**  
Office Phone..... 734.487.0317  
Cellular Phone..... 631.703.0760  
E-mail..... aharr215@emich.edu  
Primary Sports Covered.....Gymnastics, Rowing, Football (2)

**Athletic Media Relations Graduate Assistant.....Hogan LePore**  
Office Phone..... 734.487.0317  
Cellular Phone..... 703.798.6424  
E-mail..... hlepore@emich.edu  
Primary Sports Covered.....Baseball, Swim & Diving, Football (2)

**Athletic Media Relations Graduate Assistant.....Griffin Olah**  
Office Phone..... 734.487.0317  
Cellular Phone..... 440.315.5234  
E-mail..... golah@emich.edu  
Primary Sports Covered.....Cross Country, Track & Field

**Video/Creative Assistant.....Reggie Austin**  
Office Phone..... 734.487.0317  
E-mail..... raustin6@emich.edu  
Primary Sports Covered.....Video/Creative

Address: 799 N. Hewitt Rd., Gervin GameAbove Center, Ypsilanti, MI 48197

## EASTERN INSIDER

The Eastern Insider podcast brings you exclusive access to EMU athletic programs each week, featuring interviews and analysis from those inside the program. Hosted by Greg Steiner and Alex Jewell, the podcast features appearances by current and former student-athletes, coaches and more. Subscribe on the podcast platform of your choice and check your feed every Monday during the athletic season for the latest news on the Green & White!

### On The Web

Information on the Eastern Michigan University football team is available at EMUEagles.com. To receive the EMU updates via email, please send a request to **Alex Jewell** (ajewell3@emich.edu) and **Greg Steiner** (greg.steiner@emich.edu).

Information on the Mid-American Conference and all member institutions is also available through the league's web site at GetSomeMAAction.com.

### Media Credentials

Requests for official working media credentials should be directed to the EMU Athletic Media Relations Office. All requests should be received no later than noon, three days prior to the game. Visit EMUEagles.com to request credentials online.

**All football credentials will only be issued on a single-game basis and no passes will be mailed out prior to gameday.**

On gameday, media should park in the Oestrike Stadium lot, pick up their credentials inside the Gervin GameAbove Center before entering Rynearson Stadium.

It is important to stay home if you are sick and to encourage others to do the same. Consistent with CDC guidance, individuals are required to wear a face mask for a period of time after having a close contact or testing positive for COVID-19.

### Scouting Passes

Professional scouts may obtain credentials through EMU's Athletic Media Relations Office. Scouts will be issued seating in the press box on a space-available basis.

### Sideline Passes

Eastern Michigan follows NCAA guidelines regarding media representatives on the sidelines. Sideline shooting spaces will be extremely limited, but every effort will be made to accommodate media requests. Of note, the team boxes have been expanded to the 20-yard lines, so media should remain at least five-yards from the bench areas.

### Press Box Services

All media members will be provided with access to game notes via EMUEagles.com. To limit touch points, EMU will not be printing game notes or stats unless requested. Following the game, a complete post-game statistics package will be distributed via email and will contain a scoring summary, final team statistics, final individual statistics, complete play-by-play, drive charts for both halves, halftime statistics, defensive statistics, substitution chart, post-game quotes and post-game notes.

The press box is a designated working area and access is restricted to authorized personnel who have been assigned responsibilities pertinent to the scheduled game. In conjunction with NCAA and College Sports Information Directors of America (CoSIDA) policies, there is to be absolutely no cheering and/or criticizing players, coaches or other game officials at any point before, during or after the contest. Failure to abide by this will result in your removal from the press box.

### Live Stats

Live in-game statistics will be available via SIDEARM Stats. Following each home game, EMU will be happy to email whatever information media members need to their respective agencies. Please ask any member of the staff for assistance on this matter.

### Internet Access

Wireless Internet is available in the press box at Rynearson Stadium. Members of the Athletics Media Relations staff will be available to assist you. There is no access fee.

### Media Availability

Head Coach **Chris Creighton** is available to speak to the media via phone Monday-Thursday mornings.

Individual players are available for interviews, but please contact the EMU Athletic Media Relations Office to set up interviews. One note to the media: home phone numbers for players and coaches **will not** be given out by the EMU Athletic Media Relations Office.

Following a mandatory 10-minute cooling off period, Coach Creighton and selected players will be made available. Any special requests should be brought to the attention of the media relations staff, and we will do our best to assist you. **The lockerroom is closed at all times.**

### Photo and Video Downloads

EMU football photos & b-roll video is available upon request.

Photos can be accessed via EMUEaglesPhoto.com, while video will be provided via Dropbox or Google Drive.

### collegepressbox.com

collegepressbox.com is the official media website for Division I football. Access and download game notes, quotes, statistics, media guides, headshots, logos and more for all FBS schools, conferences, postseason games, awards and the College Football Playoff. For access, please register for an account at [collegepressbox.com/register](https://collegepressbox.com/register).

### Mobile App

The EMU Athletics app for iPhone, iPad and Android devices offers fans a wide variety of information on the Eagles — home and away. The free app is available in the App Store and Google Play.



**SEVEN IN THE FBS:** The Eagles defeated seven Football Bowl Subdivision (FBS) opponents during the 2022 regular season campaign. That number is the second-most in a single season in program history (FBS officially established in 1978); only the 1987 team took down more with eight FBS wins during its nine-win regular season.

**FIRST-TIME ACCOMPLISHMENT:** Eastern Michigan will add another to its list of "firsts" under ninth-year Head Coach **Chris Creighton** in 2022. With its selection to the Famous Idaho Potato Bowl, Eastern will make four consecutive bowl appearances (excluding COVID-shortened 2020 season) for the first time in program history.

**LET'S ROCK AND BOWL:** Eastern Michigan's 34-28 win over Akron, Nov. 8, gave the program bowl eligibility for the fifth time in the previous six full seasons and just the sixth time in program history. The win also gives EMU bowl eligibility in four consecutive seasons for the first time in program history (excluding COVID-shortened 2020 season).

Of note, EMU's 1971 appearance in the Pioneer Bowl does not figure into the bowl count since it was a NCAA Division II regional final contest and not part of the bowl system.

MAC Bowl Appearances Since 2016

Total	Name
5	Eastern Michigan, Toledo, Ohio
4	Buffalo, Central Michigan, Miami, Western Michigan
2	Ball State, Kent State
1	Akron

**WHAT'S STILL AT STAKE:** Plenty of opportunities to cement the team's legacy still await Eastern Michigan in its postseason bowl contest. A win would give EMU just its second in program history and its first since the 1987 California Bowl (EMU defeated San Jose State, 30-27).

**NOT ONE, NOT TWO, BUT...:** In going to a bowl game for the fourth time in five seasons, 13 student-athletes will have the opportunity to do something that just other group (three previous student-athletes) in program history has accomplished previously - play in four bowl games. Those 13 student-athletes participated in the 2018 Camellia Bowl, 2019 Quick Lane Bowl, 2021 LendingTree Bowl, and now the Potato Bowl.

Of those 13 student-athletes, three will have the opportunity to become the first student-athletes in EMU history to record a snap in four different postseason bowl games: **Dylan Drummond**, **Sidy Sow**, and **Gunnar Oakes**. **Blake Bogan** would be the fourth, but is out with injury.

**RAMIREZ EARNS WALTER CAMP ALL-AMERICAN STATUS:** Senior defensive end **Jose Ramirez** earned Second Team All-America status through the Walter Camp Football Foundation. He is the 20th Eastern Michigan football player to earn All-America status, and just the second to earn the honor through the Walter Camp Football Foundation. Andy Vanyo also earned second team status following the 1930 campaign. The Lake Alfred, Fla. native is the first player to earn All-America status since **Justin Moody** was named a Second Team All-American by Pro Football Focus for his special teams play during the 2016 campaign. Overall, he is just the fourth All-American from EMU since 2000, and the first defensive All-American at Eastern since **Charles Gordon** in 1987.

The 133rd edition of the award, the Walter Camp All-America team, presented by 777 Partners, is the nation's oldest college football All-America Team. A total of 26 players each were selected to both the first and second teams by the 131 Football Bowl Subdivision head coaches and sports information directors.

Ramirez also collected Second Team All-America honors from Pro Football Focus and is one of five finalists for the Ted Hendricks Award.

**RAMIREZ WINS EMU'S FIRST MVP:** Senior defensive end **Jose Ramirez** made history, Nov. 30, when he was named the Mid-American Conference's Defensive MVP. The honor, won via a vote of the league's 12 head coaches, is the first league MVP ever awarded, on either offense or defense, to an Eastern Michigan player.

One of the most dominant pass rushers in college football, Ramirez finished the 2022 regular season slate on numerous national leaderboards. He was first in the nation with 1.09 sacks per game, second in total sacks (12.0), and finished second nationally with 1.8 tackles for loss per contest. He also owns the nation's second-best single-game performance (in terms of sacks) this season. He collected a program-record 4.0 in Eastern's game at Western Michigan, Oct. 8. That game was one of three multiple-sack performances he issued for EMU this season. He is Eastern Michigan's third-leading tackler this season with 63 stops, and leads the Eagles in both quarterback hurries (10) and forced fumbles (2).

**MICHIGAN MAC WINNERS:** Following a season sweep of its in-state rivals, Western Michigan and Central Michigan, Eastern was able to reclaim the Michigan MAC Trophy for the first time since 2012. Given annually to one of the Michigan-based, Mid-American Conference institutions (EMU, WMU, CMU), the trophy is awarded to the team which has the best head-to-head record against each other. It is one of just two regularly-awarded trophies between three teams (the other is the Commander-in-Chief's trophy between Army, Navy, and Air Force).

Originating in 2005, EMU has claimed ownership of the award five times (2007, 2008, 2011, 2012, 2022).



## 2022 MAC Standings

### WEST DIVISION

Team	Overall	MAC
Toledo	8-5	5-3
<b>Eastern Michigan</b>	<b>8-4</b>	<b>5-3</b>
Western Michigan	5-7	4-4
Ball State	5-7	3-5
Central Michigan	4-8	3-5
Northern Illinois	3-9	2-6

### EAST DIVISION

Team	Overall	MAC
Ohio	9-4	7-1
Bowling Green	6-6	5-3
Buffalo	6-6	5-3
Miami	6-6	4-4
Kent State	5-7	4-4
Akron	2-10	1-7

### AROUND THE MAC:

#### Friday, Dec. 2

Buffalo 23, Akron 22

#### Saturday, Dec. 3

MAC Championship  
Toledo 17, Ohio 7

#### Friday, Dec. 16

Miami vs. UAB  
HomeTown Lenders Bahamas Bowl

#### Tuesday, Dec. 20

Eastern Michigan vs. San Jose State  
Famous Idaho Potato Bowl

Toledo vs. Liberty  
Myrtle Beach Bowl

#### Monday, Dec. 26

Bowling Green vs. New Mexico State  
Quick Lane Bowl

#### Tuesday, Dec. 27

Buffalo vs. Georgia Southern  
Camellia Bowl

#### Friday, Dec. 30

Ohio vs. Wyoming  
Barstool Sports Arizona Bowl





**Eagle Trends**

	2022	at EMU
August	0-0	3-0
September	2-2	14-16
October	3-2	11-24
November	3-0	15-16
December	0-0	2-4
<b>EMU's Conference Record...</b>		
at home	1-3	12-24
on the road	4-0	15-19
neutral	0-0	0-0
<b>EMU's Non-Conference Record...</b>		
at home	2-0	10-6
on the road	1-1	8-10
neutral	0-0	0-4
<b>EMU vs. Ranked Opponents...</b>		
at home	0-0	0-0
on the road	0-1	0-5
neutral	0-0	0-0
<b>EMU's Record in Games...</b>		
decided by 8 pts or less	5-1	24-27
decided by 3 pts or less	0-1	12-10
Midweek #MACTion	2-0	11-7
Away during the day	2-0	
Away at night	3-1	
Home during the day	2-3	
Home at night	1-0	
<b>EMU's Record When Scoring...</b>		
less than 20 points	1-0	
20-29 points	2-2	
30+ points	6-1	
<b>EMU's Record When Allowing...</b>		
14 or fewer points	1-0	
24 or fewer points	5-0	
25+ points	3-3	
<b>EMU's Record When...</b>		
Leading after the 1st qtr.	3-2	
Trailing after the 1st qtr.	1-2	
Leading at halftime	6-2	
Trailing at halftime	2-2	
Leading after the 3rd qtr.	5-1	
Trailing after the 3rd qtr.	1-2	
Tied after the 4th qtr.	0-0	
<b>EMU's Record With...</b>		
less than 300 yards	0-2	
400+ yards total offense	4-0	
500+ yards total offense	0-0	
600+ yards total offense	0-0	
less than 100 yards rush	0-2	
100+ yards rushing	8-2	
150+ yards rushing	5-0	
200+ yards rushing	2-0	
250+ yards rushing	1-0	
less than 200 yards pass	4-3	
300+ yards passing	1-1	
350+ yards passing	0-0	
400+ yards passing	0-0	
450+ yards passing	0-0	
<b>EMU's Record When Allowing...</b>		
less than 200 total yards	0-0	
less than 300 total yards	4-0	
less than 400 total yards	6-1	
400+ yards total offense	1-3	
less than 100 yards rush	1-0	
100+ yards rush	6-4	
less than 200 yards pass	4-1	
less than 250 yards pass	7-1	
less than 300 yards pass	7-3	
300+ yards pass	1-1	



# HEAD COACH

# CHRIS CREIGHTON

NINTH YEAR AT EMU • KENYON, 1991 • @COACH\_CREIGHTON

Toughness. Pride. Resilience. These key words have come to describe EMU football as **Chris Creighton** enters his ninth season as the head man at EMU in 2022.

Named the 37th head football coach at Eastern Michigan University on Dec. 11, 2013, Creighton and his staff have made tremendous strides in changing the culture

and mindset surrounding the program.

During his 25-plus year head coaching career, the 53-year-old Creighton has accumulated eight conference titles and an all-time record of 184-107 (.631 winning percentage). He is the only coach in EMU history to lead the program to multiple bowl appearances with the 2016 Bahamas Bowl, the 2018 Camellia Bowl, and the 2019 Quick Lane Bowl, 2021 LendingTree Bowl, and the 2022 Famous Idaho Potato Bowl. Voted a finalist for the 2016 American Football Coaches Awards' first-ever Comeback Coach of the Year, Creighton led EMU in to the program's first winning season since 1995 and its first bowl appearance since 1987.

One of seven active Football Bowl Subdivision coaches to record more than 170 wins, Creighton helped the Eagles to the program's first win in 126 seasons over a Big Ten or Power Five team with a 16-13 victory over Rutgers, Sept. 9, 2017. Nearly one year later, EMU used a 24-yard field goal as time expired for a stunning 20-19 win over Purdue, Sept. 8, 2018, for Eastern's first walk-off win in two decades. The magic continued in 2019, when Eastern posted its third-consecutive Big Ten road victory with a 34-31 walk-off triumph at Illinois, Sept. 14. In 2022, Eastern Michigan dominated Arizona State with 305 yards on the ground for the MAC's first regular season win over a Pacific-12 Conference school.

Eastern Michigan added another line to its lists of "firsts," under Creighton in 2021. With its selection to the LendingTree Bowl, Eastern made three consecutive bowl appearances (excluding COVID-shortened 2019 season) for the first time in program history, and its fourth postseason appearance in the previous six seasons. In going to a bowl game for the third time in four seasons, 30 of Creighton's student-athletes have the opportunity to do something that only one other group in program history has accomplished previously - play in three bowl games.

The 2021 regular season had plenty of exciting moments. One of the most memorable occasions in recent EMU history, the Eagles erupted for a 52-49 win over MAC-West rival Toledo (Nov. 2). It was the program's first victory inside the Glass Bowl (UT's home stadium) since the 1999 season. Coming into the game, Eastern had lost 10 consecutive road games to Toledo. EMU's most impressive home win came in Week 11, when the Green and White used late-game defensive heroics to upend in-state foe Western Michigan, 22-21, on Senior Night in the Factory. The victory marked the third straight for Eastern over Western, the best stretch for the program since it notched the same number between 2011-13.

In 2020, Creighton successfully guided the program through to challenges of the COVID-19 pandemic, while also taking on a play-caller role for the first time in his stint at Eastern. Creighton took over the Offensive Coordinator role, as the Eagles went 2-4 in their short, six-game slate.

EMU ranked No. 1 in the nation with a 100 percent red zone scoring clip (tied with Washington State) in 2020. The Eagles produced points in 28-of-28 trips inside the opponent's 20-yard line, a 22.5 percent improvement over last season's efficiency. In total, 21 of EMU's red zone trips resulted in touchdowns. Additionally, the team averaged 4.66 trips to the red zone per game in 2020, a considerable improvement from EMU's 2019 numbers (3.8 trips per game).

Under Creighton's leadership, EMU put up one of the best four-year stretches in program history between 2016-19. EMU went 25-26 during that stretch, its most wins in a four-season span since 1986-89 when the Eagles went 6-5, 10-2, 6-3-1, and 7-3-1. Furthermore, EMU went 10-4 in the month of November in those four years. In the four seasons prior, Eastern combined for a total of seven wins during the entire 2012, 2013, 2014, and 2015 campaigns.

In 2019, Eastern played in a postseason bowl for the third time in the last four seasons, and for the fifth time in school history. It was also the first time in program history that EMU played in the postseason in consecutive campaigns.

There was plenty of reason to "say our name" in 2018, thanks to the play both on and off the field. After a successful regular season, Eastern aided its postseason hopes with a viral video of student-athletes lip syncing to Destiny's Child's "Say My Name" to help EMU claim its second bowl appearance in three seasons.

Eastern Michigan finished the 2018 season with a 7-6 record after a last-second field goal proved to be the difference against Georgia Southern in the Camellia Bowl. EMU closed the regular season with five straight Mid-American Conference victories for its first winning record in conference play since 1995. Furthermore, the Green and White's 22.1 points allowed per game tied for the 11th-best mark in school history in the modern era (since 1976), and the best since 1993.

One of the best football teams in recent Eastern Michigan history and arguably one of the best in the Mid-American Conference, the Eagles experienced plenty of moments of celebration as well as heartbreak in 2017.

The margin for error was razor thin for the Eagles this year as nine of EMU's 12 games were decided by seven points or less, including six of EMU's seven losses coming down to one possession, and a school-record three in overtime. All told, EMU's seven losses were by a combined 35 points.

The 2016 Eagles finished in a seven-way tie for the most improved program in the Football Bowl Subdivision (FBS) in 2016, bettering its win total from one win in 2015, to seven. Creighton led the Eagles to their first bowl appearance in 29 years. The turnaround was tied for the largest in school history, equalled only by the 1924 and 1977 teams. As an offense, EMU ranked 35th in the FBS in total offense, posting 455.2 yards per game in 13 contests. The team also shattered the school record for total offense with 5,917 yards, breaking the previous record of 5,010. Other notable offensive highlights for the Eagles included ranking 16th nationally in third down conversions, 18th in passing offense, 21st in red zone offense, and 25th in first down offense.

On defense, the Eagles saw a remarkable improvement in its first season under defensive coordinator Neal Neathery. EMU allowed 86.5 yards per game less in 2016 (432.7 per game) than it did in 2015 (519.2 per game) to rank 83rd in the country and seventh in the MAC. The team also took a huge step forward in stopping the run, as the defense gave up 149 yards per game less on the ground in 2016 than it did a year earlier. Overall, EMU was nationally ranked seventh in fumbles recovered, 32nd in turnovers gained, 58th in interceptions, and 59th in rushing defense.

Away from the field, EMU led the MAC in team grade point average for the 2015-16 academic year. It marked the second consecutive season the Eagles posted the top GPA in the league, holding a 2.90 team mark.

During the 2015 campaign, the Eagles finished the regular season ranked nationally in the top-60 in seven statistical categories to go along with 11 top-five rankings in the MAC. EMU finished the year with 39 touchdowns, a mark that is tied for the fifth-most in a single-season during the squad's history, while its 4,560 yards of total offense is also the fifth most.

In his first year in Ypsilanti, Creighton's Eagles finished the regular season ranked nationally in the top-60 in nine statistical categories to go along with six top-five rankings in the MAC standings. Nationally, EMU finished the year tied with Georgia Tech, Northwestern and Oklahoma State for most blocked kicks with six. The six rejections were the most since the 2009 season when the Green and White also blocked six kicks.

As an All-America quarterback, Creighton led Kenyon (Ohio) College to its only North Coast Athletic Conference title in 1989 and was named conference player of the year after setting single-season conference records for passing yardage (2,843) and touchdowns (29). He was inducted into the Kenyon Athletic Hall of Fame in 2008.

Creighton earned a Bachelor of Arts degree from Kenyon College in 1991 and a master's degree from Concordia (Ill.) University in 1993.

He and his wife, Heather, have two daughters, Hallie and Kate, and a son, Luke.

Active FBS Head Coaches with 170+ Career Victories					
Coach, School	Years	Win	Loss	Tie	Pct.
Nick Saban, Alabama	27	279	69	1	.801
Mack Brown, North Carolina	34	274	142	1	.658
Brian Kelly, LSU	33	272	100	2	.730
Kirk Ferentz, Iowa	27	197	136	0	.592
Willie Fritz, Tulane	26	195	114	0	.631
<b>Chris Creighton, EMU</b>	<b>26</b>	<b>184</b>	<b>107</b>	<b>0</b>	<b>.632</b>
Terry Bowden, ULM	27	178	130	2	.577

**Coaching Experience**

2014-Present	Head Coach - Eastern Michigan University
2008-14	Head Coach - Drake University
2001-07	Head Coach - Wabash College
1997-00	Head Coach - Ottawa (Kan.) University
1993-96	Offensive Coord. - Manchester (Ind.) College
1993	Head Coach/QB - Limhamn (Sweden) Griffins
1991-92	Offensive Coord. - Concordia (Ill.) College

**Year-By-Year Coaching Record**

1997	Ottawa	9-2	NAIA playoffs
			Conference title
1998	Ottawa	8-2	
1999	Ottawa	6-3	
2000	Ottawa	9-2	NAIA playoffs
			Conference title
2001	Wabash	8-2	
2002	Wabash	12-1	NCAA Div. III playoffs
			Conference title
2003	Wabash	7-3	
2004	Wabash	6-4	
2005	Wabash	11-1	NCAA Div. III playoffs
			Conference title
2006	Wabash	8-2	Conference title
2007	Wabash	11-2	NCAA Div. III playoffs
			Conference title
2008	Drake	6-5	
2009	Drake	8-3	
2010	Drake	7-4	
2011	Drake	9-2	Conference title (tie)
2012	Drake	8-3	Conference title (tie)
2013	Drake	6-5	
2014	EMU	2-10	
2015	EMU	1-11	
2016	EMU	7-6	Bahamas Bowl
2017	EMU	5-7	Defeated Rutgers
2018	EMU	7-6	Defeated Purdue/Camellia Bowl
2019	EMU	6-7	Defeated Illinois/Quick Lane Bowl
2020	EMU	2-4	
2021	EMU	7-6	LendingTree Bowl
2022	EMU	8-4	PotatoBowl/ MAC West Division (tie)

**Career Records**

Overall	184-107
at EMU	45-61
at Drake	44-22
at Wabash (Ind.)	63-15
at Ottawa (Kansas)	32-9



**NINE EARN ALL-MAC DISTINCTION:** Nine Eastern Michigan student-athletes earned slots as All-Mid-American Conference selections following the 2022 regular season. In addition to his Defensive MVP honors, defensive end **Jose Ramirez** earned first team honors, along with junior return man **Jaylon Jackson**, senior offensive lineman **Sidy Sow**, and sophomore punter **Mitchell Tomasek**.

That group was joined by senior captain and offensive lineman **Brian Dooley**, and senior running back **Samson Evans**, who each earned Second Team All-MAC honors. Senior wide receiver **Hassan Beydoun**, sophomore placekicker **Jesus Gomez**, and junior wideout **Tanner Knue** earned third team accolades.

For EMU, the four first team selections matches a program record (previously accomplished in 1987 and 1977, respectively), while the nine selections overall are the third-most in a single season for the program. EMU had a record 11 honorees in 1989, and 10 selections following the 2020 campaign.

**CO-DIVISION CHAMPIONS:** When coupled with Western Michigan's Week 12 win over Toledo, Eastern Michigan's regular-season-closing win over Central Michigan lifted it into a tie for first in the MAC West Division. Although Toledo played in the Mid-American Conference's championship game due to its head-to-head tiebreaker with EMU, the league does honor co-champions. The West Division championship is the first for EMU in school history. Prior to 2022, EMU had not held the top spot in any MAC standings since it won the league title outright in 1987.

EMU finished with a 5-3 ledger in conference play and secured a winning record in its conference games for just the eighth time since joining the league in 1976. **Chris Creighton**-led Eagle teams have finished above .500 in MAC play one time, going 5-3 against league opponents in 2018. EMU's best-ever MAC ledger came in 1987, when the Green and White finished 7-1 against its conference opponents.

**RIVALRY SWEEP:** Eastern Michigan defeated both of its in-state rivals, Western Michigan and Central Michigan, during the 2022 campaign. Despite retaining ownership of the Michigan MAC Trophy in 2012, 2022 marks the first EMU sweep of its rivals since the 2011 campaign. Including this season, Eastern Michigan has swept its Mitten State rivals just three times since 2000, with the other two occurrences coming in 2004 and 2007, respectively.

**TAKE A BOW, SIDY SOW:** Senior offensive lineman **Sidy Sow** is one of just two active players in the Mid-American Conference to be named to an All-MAC team in three seasons. The other is Buffalo linebacker James Patterson. Additionally, Sow joins Kent State wide receiver Dante Cephas as the only players in the league to receive First Team All-MAC honors in both 2021 and 2022.

The all-time leader in Eastern Michigan history in games played (56) and games started (54), he will go down as one of the best offensive linemen to don the green and white. On the field for 876 snaps in 2022, Sow helped the Eagles lead the MAC in red zone offense (95.6%) and third down percentage (45.1), while finishing second in team passing efficiency (136.1). All told, the Bromont, Quebec, native directly allowed just two sacks this season and only six in his distinguished career.

**FIVE STRAIGHT ON THE ROAD:** EMU has been outstanding when playing on the road this season. The Green and White finished the 2022 regular-season campaign 5-1 away from Rynearson Stadium, including a five-game win streak in road contests. Additionally, Eastern's five-consecutive road wins are a program record. EMU's 1925, 1927, 1954, and 1955 teams each won four straight road games.

Eastern has not played five consecutive road games without a loss since it did so between Oct. 15, 1988-Sept. 30, 1989, when it went 4-0-2 during six road contests within that stretch.

#### Active FBS Road Winning Streaks

Total	Name
11	Georgia
6	North Carolina, TCU, Michigan
5	Eastern Michigan, Tulane
4	Ohio State, South Alabama, UTSA, Troy

**FIRST TIMERS CLUB:** Neither EMU or SJSU have participated in the Famous Idaho Potato Bowl before this season. With EMU's appearance, only Ball State has yet to travel to Boise for the postseason. Meanwhile, just Hawaii, New Mexico, and UNLV have not been selected from the Mountain West.

**WHO NEEDS GREEN GRASS?** EMU will become the only school in the FBS to have played on all three non-green playing surfaces. EMU's Rynearson Stadium features a gray artificial surface, while the team opened the 2019 season on the teal "surf turf" of Coastal Carolina's Brooks Stadium. Boise State is the only other FBS school to feature a non-traditional playing surface, as Albertsons Stadium features a blue rug. Neither EMU nor CCU have previously played BSU on the gridiron.

**ABOUT THE POTATO BOWL:** The nation's northern-most bowl game, the Famous Idaho Potato Bowl is one of 17 owned and operated bowl games by ESPN Events, a division of ESPN. EMU becomes the 11th different MAC team to play in Boise.

One of 13 bowl games played in an active college football stadium, the Famous Idaho Potato Bowl is also one of nine bowl games played in an on-campus stadium, joining Arizona, Coastal Carolina, FAU, Navy, New Mexico, SMU, South Alabama, and TCU. Four other bowl games are played in college stadiums, but at off-campus sites. UAB (Protective Stadium), USF (Raymond James Stadium), Memphis (Liberty Bowl), and UCLA (Rose Bowl) also host bowl games.



The MAC has won a regular season game versus "Power Five" opponents in 16 consecutive seasons (2006-22), the longest streak in MAC history.

During this stretch, **MAC teams have defeated 12 different Big Ten programs**—Illinois (4); Indiana (5); Iowa (3); Maryland (1); Michigan (1); Michigan State (1); Minnesota (3); Nebraska (1); Northwestern (4); Penn State (1); Purdue (6) and Rutgers (2) for a total of 31 wins during this stretch.

**Eastern Michigan joined Bowling Green (2014-15) and Northern Illinois (2013-14) as the only MAC teams in this stretch to defeat three consecutive Big 10 opponents.**

#### MAC Wins Over The "Power Five" Since 2006

2022	Arizona State	Eastern Michigan	21-30
2022	Northwestern	Miami	14-17
2021	Minnesota	Bowling Green	10-14
2019	Illinois	Eastern Michigan	31-34
2018	Purdue	Eastern Michigan	19-20
2018	Northwestern	Akron	34-39
2018	Rutgers	Buffalo	13-42
2017	Rutgers	Eastern Michigan	13-16
2017	Nebraska	Northern Illinois	17-21
2016	Illinois	Western Michigan	10-34
2016	Northwestern	Western Michigan	21-22
2015	Purdue	Bowling Green	28-35
2015	Maryland	Bowling Green	27-48
2014	Indiana	Bowling Green	42-45
2014	Northwestern	Northern Illinois	15-23
2014	Purdue	Central Michigan	17-38
2013	Purdue	Northern Illinois	24-55
2013	Iowa	Northern Illinois	27-30
2012	Iowa	Central Michigan	31-32
2012	Indiana	Ball State	39-41
2012	Penn State	Ohio	14-24
2011	Indiana	Ball State	20-27
2010	Purdue	Toledo	20-31
2010	Minnesota	Northern Illinois	23-34
2009	Purdue	Northern Illinois	21-28
2009	Michigan State	Central Michigan	27-29
2008	Illinois	Western Michigan	17-23
2008	Indiana	Central Michigan	34-37
2008	Michigan	Toledo	10-13
2008	Indiana	Ball State	20-42
2007	Iowa	Western Michigan	19-28
2007	Minnesota	Bowling Green	31-32 (OT)
2006	Illinois	Ohio	17-20



## Single-Game Records

### Total Plays

1.	Andy Schmitt (Nov. 28, 2008)	89
2.	Andy Schmitt (Nov. 22, 2008)	85
3.	Brogan Roback (Oct. 21, 2017)	81

### Total Offense-Yards

1.	Andy Schmitt (Nov. 28, 2008)	554
2.	Reginald Bell (Nov. 22, 2014)	510
3.	Brogan Roback (Nov. 8, 2016)	509
4.	Andy Schmitt (Nov. 22, 2008)	504

### Passing Yardage

1.	Andy Schmitt (Nov. 28, 2008)	516
2.	Andy Schmitt (Nov. 22, 2008)	484
3.	Brogan Roback (Nov. 8, 2016)	468

### Touchdown Passes Thrown

1.	Kainoa Akina (Nov. 24, 2001)	6
t-2.	Tyler Benz (Oct. 20, 2012)	5
t-2.	Andy Schmitt (Nov. 28, 2008)	5

### Touchdowns Scored

t-1.	Accomplished 13 times	4
	Most recent Bronson Hill (Oct. 13, 2012)	

### Passes Caught

1.	Tyler Jones (Nov. 28, 2008)	23
2.	Kenny Christian (Sept. 23, 2000)	20
3.	Jacory Stone (Nov. 22, 2008)	18
	Tyler Jones (Nov. 22, 2008)	18

### Receiving Yardage

1.	Ontario Pryor (Oct. 19, 1996)	241
2.	Kevin Walter (Oct. 5, 2002)	225
3.	Eric Deslauriers (Oct. 9, 2004)	209

### Rushing Attempts

t-1.	Anthony Sherrell (Nov. 8, 2003)	43
	Anthony Sherrell (Nov. 15, 2003)	43

### Rushing Yardage

1.	Larry Radcliff (Oct. 16, 1973)	291
2.	Bronson Hill (Oct. 13, 2012)	283
3.	<b>Samson Evans (Sept. 17, 2022)</b>	<b>258</b>

### Longest Field Goal Made

t-1.	Dylan Mulder (Nov. 7, 2015)	55
t-1.	Chad Ryland (Nov. 9, 2021)	55
t-1.	<b>Jesus Gomez (Oct. 22, 2022)</b>	<b>55</b>
t-3.	Accomplished nine times	52

**LAST TIME WE MET:** Head Coach **Jim Harkema's** Hurons were 17-point underdogs heading into the battle with the high-scoring Spartans of San Jose in the 1987 California Bowl, Dec. 12. While most people agreed with that pre-game prediction of an easy San Jose State win, the EMU team and its faithful fans knew that the Green and White would be prepared to pull off the major upset.

Eastern, trailing 27-23 with just 3:59 left in the game, senior quarterback **Ron Adams** threw a long, arching pass to senior wide receiver **Craig Ostrander** for a 32-yard touchdown and **Tim Henneghan** added the PAT kick to give Eastern the 30-27 lead. That would be the last score of the game as the Hurons' defense held on for one of the most memorable wins in school history.

**GO WEST THEY SAID:** For the first time in 51 years, EMU will play a contest in the state of Idaho when it battles San Jose State, Dec. 20. The last time Eastern ventured into the Gem State was the 1971 season at Idaho State University, Oct. 2. Eastern escaped with a 23-22 triumph. Eastern is 1-1 all-time against ISU and 0-1 versus Idaho.

**VERSUS THE MOUNTAIN WEST:** EMU has met five current members of the Mountain West Conference in its history, holding a 3-2-1 record. Eastern's first tangled with Fresno State for the 1990 season opener, falling 41-10, Sept. 1. The then-Hurons upset heavily-favored San Jose State, 30-27, in the 1987 California Bowl. EMU swept a home-and-home series against Wyoming. EMU cruised to a 48-29 victory in Laramie, Wyo., Sept. 12, 2015, and followed it up with a 27-24 decision the following year inside "The Factory", Sept. 23, 2016. Most recently, the Eagles dropped an overtime affair at San Diego State, 23-20, Sept. 22, at SDCCU Stadium.

**WE'LL SEE YOU SOON!:** The Dec. 20 meeting in Boise will not be the final time the two sides meet on the gridiron, as the schools previously agreed to a home-and-home series. The Spartans will play in Ypsilanti, Sept. 5, 2026, while the Eagles will travel to San Jose, Sept. 1, 2029.

**FAMILIAR FOES:** Even though the teams are meeting on the gridiron for the first time since 1987, there are some ties between EMU and SJSU. San Jose State's Director of Athletics, Jeff Konya, previously served as the athletic director at nearby Oakland University from 2014-18. Deputy AD Scott MacDonald also worked at Oakland and played collegiate baseball at Henry Ford Community College (1994-96). Meanwhile, Assistant Athletics Director for Communications Sky Kerstein was a sports producer and multimedia journalist for four years working for Detroit's WJBK-TV (Fox 2).

**THAT'S A GOOD POINT:** Senior running back **Samson Evans** scored 78 points in 2022 which ties for 10th all-time in single-season scoring at EMU. He was edged by sophomore placekicker **Jesus Gomez**, who chipped in 82 points in his first campaign as the team's primary field goal and extra point specialist to finish eighth on the list. This season marks just the second in program history in which two players finished within the program's top-10 in the category in the same season. The other was just last season, when Evans (78 points) and former Eagle **Chad Ryland** (program-record 104 points) did it.

Evans now has 162 points in his career, the 11th most of any player in program history. He is on pace to exceed 250 career points, which would place him comfortably in the program's top three all-time (Ryland - 309, **Andrew Wellock** - 299, **Justin Ventura** - 239). If he is able to crack the top-3, he would be the only non-specialist to do so.

**EVANS MOVES UP:** Senior running back **Samson Evans** continued to climb up the EMU record books when he rushed for a touchdown against Central Michigan, Nov. 25. Evans now has 27 total scores in his career, which ties for third-most in program history, alongside **Eric Deslauriers** (2003-06). Evans would move into the No. 1 spot with 32 touchdowns. Eastern legend **Gary Patton** (1984-87) currently holds the top spot with 31. Additionally, Evans is now first all-time in EMU career rushing touchdowns. He surpassed Patton and **Anthony Sherrell** (2002-05) on that list.

EMU Career Touchdowns

Total	Name	Years
31	Gary Patton	1984-87
28	Anthony Sherrell	2002-05
<b>27</b>	<b>Samson Evans</b>	<b>2020-Present</b>
27	Eric Deslauriers	2003-06
26	Larry Ratcliff	1969-71
25	Kerry Keating	1954-57
24	Shaq Vann	2015-19

EMU Career Rushing Touchdowns

Total	Name	Years
<b>27</b>	<b>Samson Evans</b>	<b>2020-Present</b>
26	Gary Patton	1984-87
26	Anthony Sherrell	2002-05
25	Larry Ratcliff	1969-71
25	Kerry Keating	1954-57
23	Shaq Vann	2015-19
21	Ian Eriksen	2014-18

**POWELL'S PASSING:** Senior quarterback **Taylor Powell** was impressive in terms of accuracy this season. He finished the 2022 regular season campaign with a 65.3 percent rate of completion (156-of-239). That number ranks third in the MAC this season, and goes as the third-best single-season completion percentage in EMU's history.

EMU Single-Season Completion Percentage

Year	Name	%	Complete/Attempt/Int
2021	Ben Bryant	68.4	279-408-7
2019	Mike Glass III	66.3	266-401-11
<b>2022</b>	<b>Taylor Powell</b>	<b>65.3</b>	<b>156-229-7</b>
2018	Tyler Wiegiers	64.5	171-265-3





**RED HOT IN THE RED ZONE:** Red zone scoring continues to be a highlight for the Eastern Michigan offense. The Green and White were 3-of-3 in its chances inside CMU's 20-yard line, Nov. 25, elevating its season total to 43-of-45 (96%). That number ranks third in the nation.

## FBS Redzone Offense

Rank	Team	G	W-L	RZ Att	Rush TD	Pass TD	FGM	Scores	RZ Pct
1.	Georgia (SEC)	13	13-0	71	30	18	21	69	0.972
2.	Clemson (ACC)	13	11-2	58	26	18	12	56	0.966
3.	<b>Eastern Mich. (MAC)</b>	<b>12</b>	<b>8-4</b>	<b>45</b>	<b>21</b>	<b>13</b>	<b>9</b>	<b>43</b>	<b>0.956</b>
4.	Ohio St. (Big Ten)	12	11-1	58	22	22	11	55	0.948
5.	Michigan (Big Ten)	13	13-0	64	29	14	17	60	0.938
6.	Tennessee (SEC)	12	10-2	63	34	16	9	59	0.937
7.	Purdue (Big Ten)	13	8-5	53	16	18	15	49	0.925

**JOSE STAYS RED HOT:** Already one of the most dominant pass rushers in college football, senior defensive end **Jose Ramirez** was outstanding in EMU's game against CMU, Nov. 25. He finished with a team-high 3.0 sacks and three QB hurries. Ramirez has 20.5 sacks in his career, which is second all-time in program history. Additionally, the 3.0 TFLs Ramirez recorded against Central Michigan moved him up to 34.0 TFLs in his career, moving him to No. 5 all-time at EMU. He currently ranks first in the nation with 1.09 sacks per game this season.

## EMU Career Sacks

Total	Name	Years
25.0	Avery Brown	1994-97
<b>20.5</b>	<b>Jose Ramirez</b>	<b>2019-Present</b>
20.0	Pat O'Connor	2012-16
20.0	Maxx Crosby	2016-18
17.5	Kevin Howe	2003-06
17.0	Turan Rush	2018-21
17.0	Kenny Philpot	1998-01
16.0	Jeremiah Harris	2014-18
14.0	Jason Jones	2004-07
12.0	Kalonji Kashama	2010-13

## EMU Career Tackles-for-Loss

Total	Name	Years
62.5	Kenny Philpot	1998-2001
50.0	Jason Jones	2004-07
41.0	Maxx Crosby	2016-18
34.5	Scott Russell	1998-01
<b>34.0</b>	<b>Jose Ramirez</b>	<b>2019-Present</b>
33.5	Pat O'Connor	2012-16
31.5	Jeremiah Harris	2014-18
30.5	Kevin Howe	2003-06
27.0	Josh Hunt	2005-08
26.5	David Lusk	2000-03

## NCAA FBS Leaders in Sacks Per Game

Name, School	Cl.	Pos.	Games	Solo	Asst.	Yds.	Total	SPG
<b>Jose Ramirez, Eastern Mich. (MAC)</b>	<b>Sr.</b>	<b>DL</b>	<b>11</b>	<b>12</b>	<b>0</b>	<b>76</b>	<b>12.0</b>	<b>1.09</b>
Nick Herbig, Wisconsin (Big Ten)	Jr.	LB	11	11	0	86	11.0	1.00
Tuli Tuipulotu, Southern California (Pac-12)	Jr.	DL	13	12	1	83	12.5	0.96
Thomas Incoom, Central Mich. (MAC)	Sr.	DL	12	10	3	72	11.5	0.96
John Marshall, Navy (AAC)	Sr.	LB	11	10	1	75	10.5	0.95
Isaiah Foskey, Notre Dame (FBS Independent)	Jr.	DL	12	8	6	80	11.0	0.92

**GOOD STUFF, GOMEZ:** Sophomore placekicker **Jesus Gomez** etched his name into the EMU kicking record books numerous times in his first year as the team's primary placekicker in 2022. The Puebla, Mexico, native is second all-time with 43 extra points made in a season (**Chad Ryland** was first with 47 in 2021), and is already 10th all-time in the category for a career. Additionally, his 13 field goals rank 11th all-time for a single season, and 13th in a career.

**BIG KICK MITCH:** Not to be outdone by **Jesus Gomez**, sophomore punter **Mitchell Tomasek** made his mark on the EMU record books in his first season as the team's punter. Tomasek's 44.1 yards per punt average is the third-best in a single season average, while his career average is currently first all-time.

## EMU Single-Season Punting Avg.

Year	Name	Avg.
2021	Jake Julien	45.9
2014	Austin Barnes	44.6
<b>2022</b>	<b>Mitchell Tomasek</b>	<b>44.1</b>
2019	Jake Julien	43.8
5th	Two tied	43.6

## EMU Career Punting Avg.

Year	Name	Avg.
<b>2022-Pres.</b>	<b>Mitchell Tomasek</b>	<b>44.1</b>
2017-21	Jake Julien	44.0
1979-80	Rich Hanschu	43.4
2013-16	Austin Barnes	42.6
1997-00	Nick Avondet	40.5

**WE SEE YOU, MR. MCCARTY:** Junior defensive back **Josh McCarty** has made a noticeable impact on the Eagles' special teams efforts this season. A finalist for the National Special Teams Player of the Year Award, McCarty currently has 10 special teams tackles this year with a Pro Football Focus grade of 81.3. That number is second most of any player in the country.

Overall, McCarty has 11 total tackles, including seven solo stops, in his 12 games this season, his first action with the Green and White after converting positions from running back.

**CLOSING IN NOVEMBER:** EMU is 15-11 in the month of November since the beginning of 2016. In the six seasons prior, Eastern combined for a total of 15 wins across all regular-season games. Furthermore, if you exclude 2020's COVID-adjusted season when the schedule began in November, EMU's winning percentage jumps to .714 (15-7).

## Team Single-Game Records

## Points

1.	vs. Eastern Illinois (Oct. 27, 1956)	65
2.	at Akron (Nov. 24, 2001)	62
3.	vs. CMU (Nov. 6, 2004)	61
	vs. Mississippi Valley (Sept. 2, 2016)	61
5.	vs. Ball State (Nov. 14, 1970)	60

## Total Offense

1.	vs. Indiana State (Aug. 28, 2008)	637
2.	vs. Akron (Oct. 18, 1997)	632
3.	vs. Toledo (Oct. 13, 2012)	624

## Total Rushing Yards (Net)

1.	vs. Indiana State (Aug. 28, 2008)	413
2.	vs. UW-Milwaukee (Oct. 24, 1970)	410

## First Downs

1.	vs. Central Michigan (Nov. 28, 2008)	38
2.	at Ball State (Nov. 8, 2016)	35
3.	at Central Michigan (Oct. 19, 1996)	33
	vs. Texas State (Sept. 25, 2021)	33

## Extra Points Converted

1.	at Akron (Nov. 24, 2001)	8
	vs. Central Michigan (Nov. 28, 2008)	8
	vs. Mississippi Valley (Sept. 2, 2016)	8
	vs. Texas State (Sept. 25, 2021)	8

## More Career Records-Individual

## EMU Career Total Plays (Pass and Rush)

1.	Walter Church (1996-00)	1,657
2.	Brogan Roback (2013-2017)	1,459
3.	Andy Schmitt (2005-09)	1,210
4.	Charlie Batch (1994-97)	1,179
5.	Alex Gillett (2009-12)	1,166

## EMU Career Yards (Passing and Rushing)

1.	Brogan Roback (2013-2017)	8,881
2.	Walter Church (1996-00)	8,628
3.	Charlie Batch (1994-97)	7,715
4.	Alex Gillett (2009-12)	6,836
5.	Andy Schmitt (2005-09)	6,745

## EMU Career Receptions

1.	Eric Deslauriers (2003-06)	248
2.	Kevin Walter (1999-02)	211
3.	Jacory Stone (2006-2009)	178

## EMU Career Touchdowns

1.	Gary Patton (1984-87)	31
2.	Anthony Sherrell (2002-05)	28
3.	Eric Deslauriers (2003-06)	27



**EMU Record Book****EMU Career PATs Made**

1.	Chad Ryland (2018-21)	141
2.	Justin Ventura (1995-98)	113
3.	Dylan Mulder (2012-15)	104
t-4.	Andrew Wellock (2003-06)	92
t-4	Tim Henneghan (1986-89)	92

**EMU Career PATs Attempted**

1.	Chad Ryland (2018-21)	145
2.	Justin Ventura (1995-98)	124
3.	Dylan Mulder (2012-15)	111
4.	Tim Henneghan (1986-89)	101
5.	Andrew Wellock (2003-06)	95

**Career Field Goals Made**

1.	Andrew Wellock (2003-06)	69
2.	Chad Ryland (2018-21)	56
3.	Justin Ventura (1995-98)	42
4.	Tim Henneghan (1986-89)	38
5.	Dylan Mulder (2012-15)	35

**Career Points Scored**

1.	Chad Ryland (2018-21)	309
2.	Andrew Wellock (2003-06)	299
3.	Justin Ventura (1995-98)	239
4.	Dylan Mulder (2012-15)	209
5.	Tim Henneghan (1986-89)	206

**EMU Career Passing Yardage**

1.	Walter Church (1996-2000)	9,142
2.	Brogan Roback (2013-17)	8,658
3.	Charlie Batch (1994-97)	7,592
4.	Andy Schmitt (2006-09)	5,867
5.	Matt Bohnet (2004-05)	4,988

**EMU Career Touchdown Passes**

1.	Brogan Roback (2013-17)	57
2.	Charlie Batch (1994-97)	53
3.	Walter Church (1996-2000)	43
4.	Matt Bohnet (2004-05)	35
5.	Alex Gillett (2009-12)	35

**EMU Career Rushing Yards**

1.	Gary Patton (1984-87)	3,497
2.	Mike Strickland (1972-74)	3,234
3.	Anthony Sherrell (2002-05)	2,888
4.	Larry Ratcliff (1969-71)	2,848
5.	Ricky Calhoun (1980-83)	2,665

**DIALING DR. NEATHERY:** Defensive Coordinator **Neal Neathery** has made significant adjustments to the EMU defense over its last seven games, and the statistics show. Eastern has improved in every major statistical category, most notably in points allowed, and opponent passing yardage. Additionally, EMU was ranked 118th in total defense following Week Four, and finished ranked 55th (366.7 yards per game) after 12 weeks. A comparative chart between EMU's first four games and last eight games can be found below.

Changing It Up Defensively					
Games	Points/Gm	Rushing Yds/Gm	Passing Yds/Gm	Total Yds/Gm	TO Per Game
First Four Games	38.5	165.2	285.0	450.2	0.75
Last Eight Games	23.6	154.5	170.8	325.3	1.8

**WHERE THE OFFENSE STANDS:** EMU put together another strong season offensively, scoring 346 points. That total ranks sixth all-time in EMU single-season history, and is good for the third-highest regular season total in the Mid-American Conference. Additionally, EMU's 4,325 yards of total offense is good for 11th in program history. Of the top 15 single-season yardage totals in program history, seven (46%) have come under ninth-year Head Coach **Chris Creighton** (2014-Pres.), including three of the top four. The Eagles picked up those yards using 823 plays, the ninth-highest total in the 131-year history of the program. Meanwhile, their 253 first downs are sixth-best in program laurels.

**CAN'T STOP KNUKE:** Senior wideout **Tanner Knue** was effective in EMU's regular-season finale against CMU, Nov. 25. Knue opened up the scoring for the Eagles with 10:12 remaining in the first quarter. The touchdown, his ninth of the season, was the Ohio native's third-consecutive game with a TD this season. The graduate student sits in third place tie in the MAC and 15th nationally for receiving touchdowns. It is the first stretch of Knue's career (2018-pres.) in which he has hauled in a touchdown pass in three consecutive games.

**HOT ON OPENING DRIVES:** Eastern Michigan's offense was effective on its opening drives during the 2022 regular season campaign. The Green and White have six opening-drive scores this season. EMU has four touchdowns and two field goals in those game-opening scoring drives. The Green and White are 4-2 in those games this season, with the lone losses coming at Louisiana, Sept. 10, and vs. Buffalo, Sept. 24. EMU defeated Arizona State, Western Michigan, Akron, and Central Michigan after opening-drive scores.

**HOT OUT OF HALFTIME:** The EMU defense held an opponent scoreless in the third quarter yet again when it blanked CMU for the entirety of the third frame, Nov. 25. The third-quarter shutout marks the 18th time in Eastern's last 54 contests (34%) that its opponent has failed to score in the first quarter out of the break. Eastern has emerged victorious in 11 of the 18 games in which it has held opponents scoreless in the third quarter during that stretch, with one loss coming in overtime. The third-quarter shutout marks three consecutive contests with the accomplishment for the first time this season. EMU held both Akron and Kent State without a third-quarter point, Nov. 8 and Nov. 16 respectively. Additionally, Eastern has now held an opponent scoreless in the third quarter in consecutive games for the first time in more than 10 years.

**ONE AND ONLY:** In securing a seventh win in 2022, ninth-year Head Coach **Chris Creighton** is officially the only coach in program history to have seven-or-more victories in four seasons at EMU. Former coaches **Elton J. Rynearson** (1917, 1919-20, 1925-48) and **Dan Boisture** (1967-73) each had three such campaigns.

**PICKED UP NO. 7:** EMU's win at Kent State, Nov. 16, marked seven regular-season wins for just the 15th time in the 131-year history of the program. Of Eastern's 15 seven-plus win seasons since 1891, **Chris Creighton** has been at the helm for four (27%). Furthermore, EMU has now won 41 games since the 2016 season began. The program combined for just 42 wins in the 16 seasons prior (2000-15).

**NO STRANGER TO CLOSE GAMES:** EMU is accustomed to close games since 2016, as 48 of the team's last 82 games (59%) have been decided by eight-or-less points. Furthermore, 33 of those contests have come in MAC play. Eastern has played six one possession games in 2022, only Ball State (8) and Northern Illinois (7) played in a tighter window.

**EVANS KEEPS ON EATING:** Senior running back **Samson Evans** was impressive yet again in Eastern's 38-19 win over CMU, Nov. 25. Evans led all EMU rushers with 135 yards on 35 carries, adding a touchdown along the way. Evans finished the regular season fifth in the Mid-American Conference with a 7.1 points per game average in 2022. He is also second in the league for total touchdowns with 13.

**SERVED BY SAMSON:** One of the most consistent backs in the nation, **Samson Evans** finished the regular season ranked 24th in the nation with 1,084 rushing yards. He is third in the MAC and 23rd in the country with a 98.5 rushing yards per game average. Additionally, Evans ranks fifth in the MAC in all-purpose yards, where he has averaged 108 per game in 2022.





**SAMSON HITS 1,000:** **Samson Evans** (1,084 yards) is the 14th EMU player to rush for a total of 1,000 yards or more in a single season, the most recent of which came in 2015, when **Darius Jackson** (2012-15) ran for 1,078 yards. Evans' current total is good for eighth all-time in single-season laurels at EMU.

**EMU PLACES EIGHT ON THE CSC ACADEMIC ALL-DISTRICT TEAM:**

Eight EMU football student-athletes were named 2022 College Sports Communicators (CSC) Academic All-District honorees, the group announced Nov. 22. Each of the Eagles' honorees are now eligible for CSC Academic All-America recognition.

The eight Eagles that garnered all-district honors include seniors **Brandon Benson**, **Dylan Drummond**, **Samson Evans**, **Tanner Knue**, and **Taylor Powell** and sophomores **Carter Evans**, **Jesus Gomez**, and **Mitchell Tomasek**. Seven players earned their first academic award from CSC while Drummond earns the accolade for the second time in his career (2021).

**DYNAMIC DUO:** **Hassan Beydoun** now has 214 receptions in his career. That number ranks 12th among all active players in the NCAA. He is also just one of 401 active FBS players with more than 2,000 yards receiving in a career. He ranks 22nd on that list with 2,323 yards to his credit. Fellow upperclassmen **Dylan Drummond** is not far behind in either category. He is No. 27 in active catch leaders with 180 in his career, and sits at No. 54 with 1,943 yards.

**FANTASTIC FOUR:** Senior wideout **Hassan Beydoun** has become part of an elite group at Eastern Michigan: The 2,000-yard receiving club. With 2,323 yards through the air in his career, Beydoun is just one of four players to cross into that territory. He currently ranks third all-time in program history, behind **Kevin Walter** (2,838 yards from 1999-02) and **Eric Deslauriers** (3,250 yards from 2003-06).

If **Dylan Drummond** can add 57 yards to his resume before the seasons end, it will mark the first time in EMU program history that the team has two, 1,000-yard receivers on the roster at the same time.

**SPLITTING THE UPRIGHTS:** EMU kickers have made their last 108 point-after touchdown attempts. Coincidentally the last time EMU missed an extra point was at Kent State, Nov. 4, 2020. This season, **Jesus Gomez** is a perfect 43-for-43 after **Chad Ryland** made 65 consecutive PATs.

**FOUR YEARS RUNNING:** EMU special teams continue to be a strong point for the team this season, and that is aided by sophomore punter **Mitchell Tomasek**. Through 12 regular-season games, he has a 44.1 yards per punt average, a number which sits atop the MAC and ranks 19th nationally. Furthermore, he has on five occasions been named West Division Special Teams Player of the Week (Sept. 5, Oct. 3, Oct. 31, Nov. 14, Nov. 28).

This season marks the fourth consecutive season in which an Eastern Michigan punter has held that title. Former Eagle **Jake Julien** (2017-21) led the conference in punting average in each of the previous three seasons, respectively.

**THIRD TO FIRST:** Eastern Michigan has been efficient on third down this season, where it converts 45.1 percent (74-for-161) of its attempts. That number ranks first in the MAC and 29th nationally. EMU was 5-for-13 (38.4%) in its latest contest, vs. Central Michigan, Nov. 25. The Eagles have converted at 50 percent or better on third down in five contests. Last season, Eastern converted third downs at a clip of 50 percent or better just three times in 13 games.

**EFFICIENT OFFENSE:** Eastern Michigan's offense has scored 20+ points in 12 of its last 13 games, including a stretch of seven consecutive games dating between Dec. 18, 2021, against Liberty in the LendingTree Bowl, and Oct. 8, 2022, at Western Michigan. The best stretch of consecutive 20+-point games under **Chris Creighton** came between Oct. 26, 2017-Nov. 3, 2018, when the Eagles accomplished the feat in 14 straight games.

**WIN THE TURNOVER BATTLE:** A common goal in Head Coach **Chris Creighton**'s program, Eastern has won or tied (32 wins, 7 ties) the turnover battle in 39 of its last 41 victories under Creighton. The trend held in EMU's latest win, a 38-19 decision over CMU, Nov. 25. EMU won the turnover-takeaway battle, 3-0.

**TURNOVERS TO PRODUCTION:** Eastern's offense has been efficient when driving after a turnover this season. The Eagles have scored touchdowns directly after nine of the teams 17 turnovers, which equates to 53 percent. The offense has elected not to drive (able to take the victory formation) on two of those 17 subsequent drives. When adjusting for that number, EMU has scored touchdowns on 60 percent of its drives following a defensive takeaway.

**CONTINUING TO FLUSH IT:** Eastern's motto has been to go 1-0 each week while "flushing" the previous outcome. The short-term memory has proven beneficial for the program, with 45 of the last 78 (58%) contests decided by eight points or less. Eight games have been decided in overtime with 19 coming down to the final play.

**400 YARDS OF FUN:** The Eastern Michigan offense was firing on all cylinders against CMU, Nov. 25, going for 38 points on 437 yards of total offense. The third 400+-yard game of the season, EMU has hit that total in consecutive contests for the first time this season and for the first time since it did so in four straight games between Week 8-11 in 2021. The EMU offense has put up more than 400 yards of offense in 13 of the 31 (42%) games the team has played since **Chris Creighton** took over the play calling duties at the start of the 2020 campaign.

**A HIGH-POWERED 300:** Eastern Michigan has scored 308 points through 11 games this season. That number is good for the 11th-best output in program history, just one point away from cracking the top-10. Eastern's program-record 390 points came just one season ago, in 2021.

**PROTECTING THE ROCK:** Eastern Michigan protected the ball against Central, going the distance without a turnover in the game. The third game this season without a turnover, EMU did not give the ball away at all in its final two regular season tilts. It goes down as the 13th game in the **Chris Creighton** Era (2014-Pres.) without a turnover. After going just three games in his first four complete seasons without a turnover (8% of games) EMU has recorded nine games of the sort since (17%). Prior to the current stretch, EMU has not had consecutive games without a turnover since the 2011 season.

**ONE, TWO, THREE, KICK:** EMU forced a game-opening three-and-out five times this season. EMU has forced a three-and-out to begin the 22 times during the **Chris Creighton** Era (2014-Pres.), while five times in a season ties for the most in a season under the current regime. Additionally, five times under Creighton the EMU defense has forced its opponent to go three-and-out on their first possession of each half, two of which have come this season. The Eagles last did it in their game at Kent State, Nov. 16. Prior to the 2022 campaign, the most recent occurrence was Nov. 3, 2018, at home against Central Michigan.

**FIVE GUYS:** The Eagles have completed passes to five or more players in each game this season. Eastern Michigan has now completed passes to at least five different pass catchers in 25 consecutive contests dating back to the first game of the 2021 season. The last game that EMU did not see five-plus pass catchers on the box score was Dec. 12, 2020, versus Northern Illinois.

**CHANGE OF PACE ON THIRD:** After starting its game at Kent State 1-of-10 (10%) on third downs, the Eastern Michigan offense was able to change its tune. The Green and White converted four of its final six (67%) third-down tries to finish the contest 5-of-15.

**HOLDING THE ROCK:** Eastern Michigan dominated the time of possession in its game against Kent State, Nov. 16, controlling the rock for 39:19 of the game's 60 minutes. It is EMU's highest time of possession since the 2011 season, when it held the ball for 40:11 in a game against Ball State, Nov. 5.

**PARTY TIME, POWELL STYLE:** Appearing for the first time since EMU's game against Toledo, Oct. 29, senior quarterback **Taylor Powell** had a hot hand to begin the game at Kent State. He completed seven of his first 10 passes, finding fellow upperclassmen **Hassan Beydoun** on a 13-yard TD strike to cap EMU's third offensive possession. Powell's ninth touchdown toss of the season, it was his first since Eastern played Northern Illinois, Oct. 5.



**POWELL'S PINPOINT PASSING:** Taylor Powell was incredibly efficient through the air at Kent State Nov. 16, completing a career-best 76.9-percent of his passes (30-of-39). That percentage is the best by any EMU quarterback since Ben Bryant hit at the same clip against Bowling Green State, Oct. 23, 2021. Powell threw for a career-best 315 yards through the air against KSU. His previous best through the air was 293, against Western Michigan, Oct. 8. His three passing touchdowns is also ties a career-best mark for Powell. He has hit that total in three contests this season.

For his efforts, he was one of eight quarterbacks named a "Manning Award Star of the Week".

**BACK IN THE PAY DIRT:** Senior wide out Hassan Beydoun's touchdown grab with 5:16 remaining in the first quarter at Kent State, Nov. 16, went as his first trip to the pay dirt since EMU's game at Western Michigan, Oct. 8. His score snapped a four-game skid without a touchdown; Beydoun has only incurred three stretches of four or more games without a score during his time at Eastern Michigan (2018-Pres.). Despite the stretch this season, he is second on the team with four touchdowns, five behind leader Tanner Knue (9).

**IT'S TRUE, MAN:** Senior defensive lineman Grant Trueman made an immediate impact for Eastern's defense to start the third quarter, Nov. 16, when he took down Kent State's quarterback for a nine-yard sack on the second play out of the locker room. The sack, which gives Trueman 2.5 for his career, is his first since Sept. 18, 2021, in EMU's game at Massachusetts. He added another sack against CMU, Nov. 25, to give him consecutive games with a sack for the first time.

**YOU GOT LOSSED:** EMU's 7.0 tackles for loss against Kent State, Nov. 16, ties for the second-most for the team this season. EMU had 8.0 plays of the sort against WMU, Oct. 8, and also had 7.0 against UMass, Oct. 1.

**POSTSEASON APPEARANCE:** Senior defensive end Jose Ramirez accepted an invitation for the 2023 East-West Shrine Bowl. The postseason all-star game will take place Feb. 2, 2023, at Allegiant Stadium in Las Vegas. The postseason all-star game has been played annually since the 1925 season and features some of the top senior college football players across the country.

**A THREE-PICK TRIP:** The Eastern Michigan defense caused havoc for the Akron offense, Nov. 8, picking off three Zip passes en route to a 34-28 EMU win. The three interceptions were the most for the team since the 2019 season, when it collected the same amount in a game against Northern Illinois, Nov. 19. EMU has forced multiple interceptions in two games this season (at Ball State, Oct. 22; at Akron, Nov. 8). EMU has not recorded multiple games with multiple interceptions in a season since the 2019 campaign. The Green and White picked off Coastal Carolina four times, Aug. 31, before intercepting three NIU passes, Nov. 19.

**KEMPTON SHINE(S):** Defensive back Kempton Shine added another "first" to his list of career accomplishments at Eastern Michigan in the second quarter against Akron, Nov. 8, when he stepped in front of a Zip pass to collect his first collegiate interception. Shine had 13 pass break ups in four seasons with Eastern before recording the pick against the Zips.

**GREAT SCOTT:** The EMU defense came up big in the third quarter of its game at Akron, Nov. 8. The highlight of the frame came with 2:30 remaining in the quarter when sophomore defensive back Joshua Scott nabbed his first career interception. The pick was the second of the game for Eastern. Scott, in his first year with Eastern Michigan, has recorded 28 total tackles (16 solo, 12 assisted), and has six pass break ups, which ranks second on the team.

**NOT YOUR AVERAGE JOE:** Senior Joe Sparacio helped seal the game at Akron for the EMU defense with his interception late in the fourth quarter. The third of the night for the Green and White, it goes down as the first for Sparacio in his EMU career. He now has two in his collegiate career, with his last coming against Virginia Tech, Aug. 31, 2019, while playing for Boston College. The interception was the first by an EMU linebacker since the 2018 season. The last Eastern linebacker to collect an interception was Jaylen Pickett (2015-18), who did so against Western Michigan, Oct. 6.

**TOLEDO'S STREAK SNAPPED:** The Eastern Michigan defense held Toledo without a rushing touchdown in the contest between the two squads, Oct. 29. That snapped a streak of 18 consecutive games in which Toledo had found the pay dirt via the ground. The last time the Midnight Blue and Gold did not score a rushing touchdown was Sept. 18, 2021.

**FIRST TIME FOR CORRY:** Junior defensive back Corry Thomas Jr. made a play to remember in EMU's 37-24 setback to Toledo, Oct. 29. The Ecorse, Mich., native jumped on a muffed punt by the Rockets to officially record his first career fumble recovery. A season of firsts, Thomas also notched his first career tackle earlier this season at Louisiana, Sept. 10.

**LIKE BIG PUNTS:** The Eastern Michigan defense was stout to start the game against the Rockets, forcing Toledo to punt on its first possession of the game. EMU has topped its opponent on the first drive of contests in seven of its 10 contests this season, forcing five punts and corraling one interception during those occurrences. Additionally, five of the seven have been three-and-outs. Only Buffalo, Sept. 24, Massachusetts, Oct. 1, and Akron, Nov. 8, have scored on their respective first drives.

**NO SOUP FOR YOU:** Eastern Michigan kept the Toledo offense off the scoreboard for the entirety of the first quarter, Oct. 29. It marks the sixth time this season that EMU has held an opponent scoreless in the first 15 minutes of play, including the second consecutive. EMU began the season with three straight contests in which it did not allow a first-quarter point. Last season, EMU only held opponents off the board in the first quarter three times in 13 games.

**DRUMMOND DROPS A DIME:** Although Dylan Drummond was unable to record a catch against Toledo, Oct. 29, he did make an important impact on the game as a pass thrower. The Cleveland, Ohio native helped spark the EMU offense in the third-quarter when he delivered a career-long 23-yard dart to teammate Tanner Knue. The second pass attempt, and completion, of his career was his longest, and was also the team's longest at any point in the game against the Rockets. The toss was Drummond's first since he completed a 13-yard attempt against Texas State, Sept. 25, 2022.

**ANOTHER MILESTONE HIT:** With his win at Ball State, Oct. 22, EMU Head Coach Chris Creighton recorded the 42nd in his EMU tenure. He took sole possession of the No. 4 spot in the all-time win count at the University, one ahead of Jim Harkema, who coached from 1983-92.

Creighton matched another Harkema milestone against Toledo; It marked his 103rd game as the bench boss at Eastern Michigan, which ties Harkema for the third-most games coached in program history. Elton J. Rynearson paces that category with 187 games at the helm of the program.

**FAST TO FIVE:** EMU had five wins in its first eight games for the 37th time in its 131-season history. Just eight of those hot starts have come since Eastern began play as a member of the Mid-American Conference in 1976. In its time as a MAC member, just 12 EMU teams have reached five-or-more wins for the entirety of a season. Chris Creighton has led six of those teams, including this year's squad.

**ANOTHER "FIRST" UNDER CREIGHTON:** EMU got off to a 5-3 start for the second consecutive season. Prior to the 2021 campaign, EMU had not started 5-3 since the 2016 season. EMU has won five of its first eight games three times under ninth-year Head Coach Chris Creighton. Before Creighton's arrival, the Green and White had not accomplished the feat since the 1995 season.

**JESUS HOLDS THE RECORD:** Sophomore kicker Jesus Gomez hit an impressive personal and program milestone against Ball State. He drilled a career-long 55-yard field goal as time expired in the first half to give EMU a 10-7 advantage after 30 minutes. The kick ties the program record and is the longest for EMU since Chad Ryland hit from the same spot in the team's game against Ohio, Nov. 9, 2021. Dylan Mulder also drilled from the same distance in a game at Miami, Nov. 7, 2015. Gomez's kick is tied with just two others as the second-longest field goal make in the NCAA this season. The longest make in the NCAA this season is 56 yards, netted by Missouri's Harrison Mevis.



**GOT THE MILES MAGIC:** Junior **Sterling Miles** made a special teams mark yet again, this time against BSU, Oct. 22. The first-year Eagle busted through to block his second PAT attempt of the season in the third quarter against the Cardinals. His previous block came against Buffalo, Sept. 24. He has the only two PAT blocks for the team this season. His two blocks rank second nationally. With Miles' PAT block, Eastern Michigan has now blocked 20 kicks during the **Chris Creighton** era (2014-present). Just the third overall PAT block of the nine-year stretch, Eastern Michigan has blocked at least one opponent kick in each season since 2014.

**STAND TALL AND PROTECT THE BALL:** Eastern Michigan did not relinquish a turnover against Ball State, Oct. 22, the first game of the 2022 season in which the Eagles did not surrender the ball at any point to its opponent. In fact, the game against the Cardinals is the first game for Eastern Michigan without a turnover since Nov. 16, 2021, when EMU bested Western Michigan 2-0 in the turnover battle and defeated the Broncos, 22-21.

**BEYDOUN BOUNCES BACK:** Senior wideout **Hassan Beydoun** was electric for the EMU offense in its game at Ball State. Beydoun led EMU with a season-high 10 receptions for 85 yards. It is the most receptions for Beydoun since he hauled in 11 in a game against Liberty, Dec. 18, 2021 in the LendingTree Bowl. Beydoun now has five career games with 10+ catches. Prior to the contest in Muncie, Beydoun had just 19 receptions of the season. His effort at Ball State accounted for 34 percent of his total receptions (29), and 29 percent of his total yardage (297) through the team's first eight games.

**SMITH STARTS AND DELIVERS:** Sophomore quarterback **Austin Smith** got the starting nod for the Green and White against Ball State, Oct. 22. His third start of the season for the Green and White saw Smith throw for a career-high 197 yards on 20-of-34 passing. The 20 completions are also a personal standard for the EMU signal caller. His previous best total in terms of pass yardage was 190 yards, which came against Buffalo, Sept. 24. Smith added a team-high 52 yards on the ground for Eastern against the Cardinals. He has 105 yards rushing during the 2022 campaign, which ranks third on the team and first among non-running backs. Smith is 21st in the league among players at all positions with a 34.0 rushing yards per game average this season - that number is third among quarterbacks.

**PAASKE PEAKING:** After two total receptions over EMU's first five games, sophomore tight end **Andreas Paaske** became a hot target for EMU during games 6-8, respectively. The second-year Eagle had a reception in each contest dating back to Eastern's game at Western Michigan, Oct. 8, the first stretch of consecutive games with a catch in his career.

Paaske finished EMU's game at Ball State, Oct. 22, with a career-best two receptions for 24 total yards, including 17 after the catch.

**BRYSON BROUGHT IT:** Sophomore running back **Bryson Moss** had a drive to remember during Eastern's first possession of the second quarter at Ball State, Oct. 22. After a career-long eight-yard rush to get the team close the red zone, it was Moss who was handed the rock on the Ball State four-yard line with just under 11 minutes on the clock. After dodging a defender, Moss found pay dirt. The score helped EMU tie the game, 7-7, and also goes down as Moss' first collegiate touchdown.

**WE LIKA MIKAH:** Junior defensive lineman **Mikah Coleman** put forth a career-best effort in his first career start, against Ball State, Oct. 22. In addition to recording his first career sack, an eight-yard stop, in the second quarter he finished with four total tackles, also a career-best. Prior to last week's game Coleman had four total tackles in 11 career games, including a previous personal-best two stops against Buffalo, Sept. 24.

**SAY IT AIN'T JOE:** Senior linebacker **Joe Sparacio** was outstanding for Eastern Michigan against Ball State. The first-year Eagle had a career-best day in tackles, finishing with a team-high 15 (3 solo, 12 assisted). Prior to last week's game, his previous career-best (including his three-year stint at Boston College) was nine, set against NIU, Oct. 15. Sparacio also added his first career fumble recovery with 5:10 left in the second quarter and NIU inside the EMU 35-yard line. It was the team's first fumble recovery since Oct. 8 at WMU.

**SCANDRETT SEES IT IN:** Sophomore defensive back **Quentavius Scandrett** recorded his first career interception with 0:34 remaining in the first half in Eastern's game at Ball State. It was the third interception of the season for Eastern Michigan, its first since recording one against Massachusetts, Oct. 1.

**ROBBED BY ROBERT:** Senior defensive back **Robert Daniel Jr.** made one of the biggest plays of the game when he intercepted a Ball State pass with just over 10 minutes remaining in the fourth quarter of EMU's 20-16 win over the Cardinals. The play was the second interception of his career, the first since he picked off a pass at Central Michigan, Nov. 26, 2021.

**BIG PLAY PAASKE:** Sophomore tight end **Andreas Paaske** burst onto the scene against Northern Illinois, Oct. 15. The Denmark-born Eagle reeled in one catch for 75 yards and one score, the only touchdown of the afternoon for the Eagles. Paaske put the Eagles on the board with a 75-yard bomb from **Taylor Powell** with 10:34 left in the first, his first career score at EMU. It was the second Eagle touchdown of 70 or more yards this season, the first since **Tanner Knue** hauled in a 74-yard score from **Austin Smith** against Buffalo, Sept. 24. Paaske's score was also the longest EMU play from scrimmage on the season.

**ONE FOR THE RECORD BOOK:** Eastern Michigan's 75-yard touchdown play in the first quarter against NIU ties for the fifth-longest pass play by any Eastern Michigan team in the history of Rynearson Stadium (1969-present). The play was the longest pass from scrimmage for EMU in its home venue since the 2020 season, when former Eagles **Preston Hutchinson** and **Bryson Cannon** connected on a 79-yard strike against Central Michigan, Nov. 27.

**BIG KICK MITCH:** Sophomore punter **Mitchell Tomasek** tied his career-high with a massive 62-yard boot that pinned the Northern Illinois Huskies down at their own 15 yard line, Oct. 15. In addition to that kick, the second 60-yard punt of the season for Tomasek and second punt over 50 yards on the day, he punted the ball five total times for an average of 47.8 yards per punt. He pinned the Huskies inside their own 20-yard line twice. On those three punts, NIU only attempted to return one, which gained three total yards.

**JACKSON JETS:** Junior **Jaylon Jackson** paced the Green and White's rushing attack against NIU, accumulating a career-best tying 60 yards over the course of the game. Jackson also tacked on career-best 48 receiving yards for Eastern. Additionally, Jackson set a career standard in rushing attempts with 16, besting his previous career high of 11 set against Massachusetts, Oct. 1. Jackson's 42-yard reception in the fourth quarter is his longest career offensive play, besting a 26-yard rush, also against UMass. The Burleson, Texas native went over 100 all-purpose yards for the fourth game this season, totaling 125 against the Huskies.

## #0 - HARD HAT DEFENSE

2020 Week 1 - Mikey Haney  
 2020 Week 2 - Terry Myrick  
 2020 Week 3 - Alvinoski LaFleur  
 2020 Week 4 - Jake Julien  
 2020 Week 5 - Korey Hernandez  
 2020 Week 6 - Turan Rush  
 2021 Week 1 - Turan Rush  
 2021 Week 2 - Terry Myrick  
 2021 Week 3 - TJ Peavy  
 2021 Week 4 - Alvinoski LaFleur  
 2021 Week 5 - Robert Daniel Jr.  
 2021 Week 6 - Jake Julien  
 2021 Week 7 - Jose Ramirez  
 2021 Week 8 - No one selected  
 2021 Week 9 - Woo Scott  
 2021 Week 10 - Jose Ramirez  
 2021 Week 11 - No one selected  
 2021 Week 12 - Mike Smith Jr.  
 2021 Week 13 - No one selected  
 2022 Week 1 - Blake Bogan  
 2022 Week 2 - Alex Merritt  
 2022 Week 3 - Tariq Speights  
 2022 Week 4 - No one selected  
 2022 Week 5 - Blake Bogan  
 2022 Week 6 - Kempton Shine  
 2022 Week 7 - Jose Ramirez  
 2022 Week 8 - Jordan Crawford  
 2022 Week 9 - Quentavius Scandrett  
 2022 Week 10 - No one selected  
 2022 Week 11 - Chase Kline  
 2022 Week 12 - Grant Trueman  
 2022 Week 13 -





**JOSE MAKES HISTORY:** Senior defensive end **Jose Ramirez** tallied a career-high four sacks against WMU, Oct. 8. That number is the most in a single game in program history (statistic kept since 1998). The previous best was 3.0, which was held by five other former Eastern players. The four sacks are tied for the second most in a contest in the NCAA Football Bowl Subdivision this season. Derek Parish from Houston holds the top spot with 4.5 sacks. His 4.0 tackles for loss are also a career-best mark for the Lake Alfred, Fla. native. The performance came just one week after he tied his previous career-high of 3.0 TFLs, against UMass, Oct. 2.

For his efforts, Ramirez was selected the Senior Bowl Defensive Player of the Week as well as the Breakout Defensive Player for the East-West Shrine Bowl.

**RETURNS ACCEPTED HERE:** EMU returned one kick for 87 yards against Western Michigan, Oct. 8, continuing what has been a masterclass in the category by the unit this season. The Eagle averaged 49.8 per try. That average is the most by an EMU squad in the modern statistical era that dates back to the 1999 campaign. The previous standard was 41.0 yards gained per kick return, set just a week earlier against UMass, Oct. 1. EMU has just nine games in the last 23 years with an average of 30-or-more yards per kick return. EMU special teams rank fourth in the MAC and 45th nationally in kickoff returns at 21.86 yards per try. Furthermore, **Jaylon Jackson** is one of just 19 players in the FBS this season to take a kickoff back to the house.

**THE BATTLE FOR I-94 IN A ROW:** Eastern Michigan dismantled its in-state rival, Western Michigan, 45-23, to earn its fourth-consecutive victory in the series for the first time in its 58-game history, Oct. 8. Additionally, the Eagles have knocked off the Broncos in consecutive contests on the road for the first time since it did so in a pair of games between 1987-89, respectively. Eastern has only bested Western in consecutive road games at two points in program history (first meeting came in 1906).

**FIRST TIME IN A LONG TIME:** Eastern's 35 points scored in the first half of its game at WMU is the most for the team since the 2017 season, when it dropped the same number en route to a 56-14 win over Ball State, Nov. 2. Eastern Michigan has scored 20+ points in the first half of games 27 times under **Chris Creighton**.

Additionally, the EMU offense totaled a season-best 351 yards in the first half of the game. EMU's previous-best single-half effort, in terms of total first-half yardage was 307, which the team put up against ASU, Sept. 17. Coming into the game, the Eastern Michigan offense had averaged 190.4 yards in the first half of contests this season.

**STIFLING START ON DEFENSE:** The Eastern Michigan defense was stout to begin the game at Western Michigan. The Eagles stopped WMU in three consecutive drives to begin the game, its second-such accomplishment this season. EMU held Louisiana without a score in its first six attempts, Sept. 10.

Furthermore, The EMU defense forced a three-and-out to begin the game against WMU, the third time this season EMU has accomplished that feat. It was the 21st time in the Creighton Era (2014-present) that the defense has forced a three-and-out to begin the game. Additionally, it was the fourth time under Creighton the defense has forced its opponent to go three-and-out on their first possession of each half. The last time was Nov. 3, 2018, at home against Central Michigan. Eastern Michigan has forced an initial-drive three-and-out in 28 percent of its game (21-of-76) during **Neal Neathery's** tenure as Defensive Coordinator (2016-present).

**TAKE FIVE (WE GUESS):** Eastern's defense held Western's offense to just five total yards in the first quarter of the game between the two rivals, Oct. 8, by far a season-best single-quarter effort for the Green and White. Prior to last week's game, EMU's best single-quarter defensive effort was 35 yards allowed to Arizona State in the first quarter of the team's game in Tempe, Sept. 17. The Eagles have now held opponents under 40 yards in a quarter five times this season.

**SEVEN SACK ATTACK:** The EMU pass rush put together a tremendous effort, totaling seven sacks in the victory over WMU. It marks the 17th time since 1998 that Eastern has recorded five-or-more sacks in a game. The last time EMU did so was Nov. 2, 2021, at Toledo (5.0). EMU's program record for sacks in a game is eight, a number the team hit in its game against Alabama State, Sept. 10, 2011.

**NIFTY NEAL:** Defensive coordinator **Neal Neathery** proved his schematic talent in EMU's game against UMass, Oct. 2, and WMU, Oct. 8. In both contests, the EMU defense has held its opponent under 300 yards of total offense (UMass - 255; WMU - 299). It marks the first time since 2018 that EMU has held back-to-back opponents to less than 300 yards of total offense. T

**BIG PLAY BOONE:** Junior **Darius Boone Jr.** found the end zone for the second straight week, against UMass, Oct. 1. The score was his third of the season and 11th in the career of the Tulsa, Okla. native. That number is the second-most of any rusher on the team. Senior **Samson Evans** is the only Eagle to have found the end zone more; He has rushed it in 20 times for the Green and White. With his effort, Boone scored touchdowns in consecutive games played for EMU for the first time since the 2021 campaign, when he found pay dirt against both Ball State, Oct. 16, and Bowling Green, Oct. 23.

**DRUMMOND NAMED SEMIFINALIST FOR CAMPBELL TROPHY:** The National Football Foundation & College Hall of Fame announced 156 semifinalists for the 2022 William V. Campbell Trophy®, college football's premier scholar-athlete award. Named on the list is Eastern Michigan senior wide receiver **Dylan Drummond**. Celebrating its 33rd year, the Campbell Trophy® recognizes an individual as the absolute best football scholar-athlete in the nation for his combined academic success, football performance and exemplary leadership.

**LIFE CHANGING SURPRISE:** Sophomore placekicker **Jesus Gomez**, and senior linebacker **Luke Cameron** each received the surprise of their life ahead of EMU's game against Buffalo. An ordinary Friday team meeting, Sept. 23, turned into something special when Head Coach **Chris Creighton** announced that they would both receive full-ride scholarships for the remainder of the year. A full video of the reveal can be found via @EMUFB on all major social media.

**HOW ABOUT THIS:** The Eagles have twice trailed in a game and come back to win in 2022. In both games, a **Tanner Knue** touchdown reception put Eastern ahead for good. Against Eastern Kentucky, Sept. 2, Knue hauled in a 15-yard strike from graduate student **Taylor Powell** to put the Eagles up 7-3. A 39-yard bomb from **Austin Smith** to Knue gave Eastern a 14-13 lead and lifted the team to victory over UMass, Oct. 1.

**NON-CON FUN:** EMU has recorded a non-conference victory in every eligible campaign (Mid-American Conference only schedule in 2020) since the 2011 campaign. That is the longest streak for the program since the statistic began being tracked in 1976. The previous best was a five-year stretch between 1985-89. Additionally, **Chris Creighton's** teams have won 19 of the 50 total non-conference triumphs for the program since 1976, good for 38 percent of that total accumulation.

**QUITE THE NON-CONFERENCE NUMBERS:** Following its Oct. 1 victory over UMass, Eastern Michigan has now won three non-conference games this season. It is the third year in a row that the Green and White have tallied at least three non-conference wins and is the fourth in the **Chris Creighton** era (2016, 2019, 2021, 2022). Since 1976, there are only two other seasons in which EMU has three or more non-conference victories (1977, 1987).

EMU has won eight consecutive non-conference home games dating back to the 2016 season.

**TOMASEK EARNS SECOND MAC PLAYER OF THE WEEK HONOR:** Sophomore punter **Mitchell Tomasek** collected MAC West Division Special Teams Player of the Week honors, the league announced Oct. 3. It marks the second time in his career he has garnered the accolade.

Eastern Michigan was forced to punt four times in its win over UMass, Oct. 1. In those punts, Tomasek accrued a total of 184 yards, good for a 46.0 yards per punt average. That moved his season average to 45.6 yards per punt, good for the top spot in the MAC at the time of the award. In addition, Tomasek also tallied one punt of over 50 yards, going for 55 yards. It was his fifth punt of the season of more than 50 yards, second in the MAC.



**BIG TIME BLOCK:** Junior **Sterling Miles** made an outstanding play on special teams when he broke through the UB offensive line to block a PAT, Sept. 24. The first blocked kick of his career, it was the 19th blocked kick of the **Chris Creighton** era (2014-Pres.). It was also the first blocked kick for EMU since former Eagle **Carter Stagner** blocked a kick versus Western Michigan, Nov. 16, 2021. The disruption was the second blocked PAT in Creighton's tenure, with the first coming Oct. 6, 2018, against Western Michigan. The Eagles have blocked at least one kick in eight of Creighton's nine seasons at the helm.

**JACKSON JOLT RETURN:** Junior **Jaylon Jackson** forced Buffalo into kicking short after the Eastern Michigan returner took the first kickoff he saw, Sept. 24, 89 yards to the house to tie the game at seven apiece. Jackson had two returns for 123 yards total and finished the day with 131 total yards after carrying the ball three times for eight yards. The kickoff return for a touchdown was the first for the Eagles since **Tyler Allen** returned a kickoff for a 90-yard score against Ohio, Oct. 19, 2013. The return is the third longest in the history of Rynearson Stadium and tied for the 11th longest kickoff return in EMU's history. Former Eagle **Lincoln Dupree** recorded a 100-yard kickoff return for a touchdown at Northern Illinois, Nov. 22, 1999, the longest kick return in program history.

For his career, the 89-yard return more than doubles his previous best of 42 yards he recorded for Lamar against Jacksonville State Nov. 13, 2021.

**THE NOT-SO UNDERDOGS:** Head Coach **Chris Creighton** has directed his EMU teams to four "Power Five" wins during his tenure in Ypsilanti (Rutgers – 2017, Purdue – 2018, Illinois – 2019, Arizona State – 2022). The Eagles added their fourth with a dominant, 30-21 win over the Arizona State Sun Devils, on the road in the Valley of the Sun, Sept. 17. Creighton is the only MAC coach to have multiple "Power 5" wins.

**AWARDS A PLENTY:** For handing Arizona State its first home non-conference loss since 2017 and becoming the first Mid-American Conference team to beat a Pac-12 Conference team in the regular season, the Eagles earned the Cheez-It Bowl National Team of the Week honor for games of the weekend of Sept. 17, as selected by the Football Writers Association of America.

This is the first time for Eastern Michigan to earn team of the week honors and the first for a MAC school since Buffalo on Nov. 28, 2020. The Eagles become only the sixth MAC school to win the award since it debuted in 2002. All Division I FBS and FCS schools are eligible to be selected.

Additionally, three players were honored as MAC West Division Players of the Week, the league office announced Sept. 19. Senior **Samson Evans**, junior **Kempton Shine**, and sophomore **Jesús Gómez** earned the distinction of offensive, defensive, and special teams players of the week, respectively.

**PLAYED, AND WON:** With its 30-21 win over Arizona State, Eastern Michigan has now recorded a non-conference road victory in every eligible campaign since the 2015 season. That is the best stretch for the program since the statistic has been tracked (1976). The program has won 13 non-conference road games since 1976. Head Coach **Chris Creighton** is responsible for 62 percent (8) of those victories, the most by any EMU bench boss during that span.

#### **EASTERN MAKES HISTORY IN THE DESERT:**

Eastern's win over Arizona State was more than exciting - it was historic. According to the Elias Sports Bureau, Eastern's win is the first regular season triumph for any Mid-American Conference institution over a member of the PAC-12. Moreover, EMU picked up just the conference's second win against the PAC-12, after Central Michigan defeated Washington State in the 2021 Sun Bowl. The MAC is now 2-23 all-time against the PAC-12.

**BIG TIME RUSH:** Eastern Michigan went for 307 yards on the ground against the Sun Devils, just the second game under Head Coach **Chris Creighton** the team has hit that number and the most since it put up 337 rushing yards against Buffalo, Oct. 11, 2014. EMU's single-game team high in rushing yardage is 413, which it did in a game against Indiana State, Aug. 28, 2008.

**SHINE(ING) STAR:** **Kempton Shine** was instrumental in the Eagles' 30-21 victory over the Sun Devils Sept. 17. Perhaps the most important play of the game, Shine forced and collected an ASU fumble with just minutes remaining in the game and with the Sun Devils driving into EMU territory down just nine point. The forced fumble was the second of Shine's career, his first since punching one out against Northern Illinois, Dec. 12, 2020. It was his first fumble recovery since Nov. 27 of the same year, against Central Michigan.

Shine finished the night with six total tackles, which ranked second on the team, with four solo tackles, the most among Eagle defenders.

**EVANS EATS...AND EATS...AND EATS:** Senior running back **Samson Evans** put together a career night in EMU's win over ASU. The Crystal Lake, Ill. native carried the ball 36 times for 258 yards on the ground with one touchdown, an average of 7.2 yards per carry on the night. Evans also pulled in one pass for seven yards and returned one kickoff for 21 yards to finish the game with 286 all-purpose yards. The ground game, which finished with 305 yards against the Sun Devils, saw Evans record the third-highest rush total in program history and just the sixth 250-yard-plus game in program history, the first since the 2013 season (**Bronson Hill**, 257 vs. Ohio, Oct. 19, 2013).

Evans, who entered the game with a career-best 89 yards rushing against Eastern Kentucky (Sept. 2) earlier this year, recorded 107 yards rushing in the fourth quarter alone as he averaged 8.9 yards per carry. Additionally, when adding in his 55 yards from the third quarter, Evans' 162 yards in the second half ranks second among full game totals for the year in the MAC behind Lew Nichols' 166 total for Central Michigan against Bucknell (Sept. 17, 2022). His 258 yard effort was the best single-game total by any player in the NCAA in the immediate aftermath of Week Three.

**DEFENSE STARTS STRONG:** The EMU defense pitched a first-half shutout against Louisiana, Sept. 10. The week two contest marked the first time since the 2021 season, in a match-up against Georgia State, Nov. 4., that Louisiana was kept off the board during the first half of a contest.

Additionally, it marked the first time the Eagles have blanked an opponent in a half since the 2019 campaign, when they kept Akron from scoring in the first 30 minutes, Nov. 12. EMU won that contest, 42-14.

#### **EMU's Non-Conference Wins Since 1976**

10-09-1976	ARKANSAS STATE	W,	32-30	09-10-2005	LOUISIANA-LAFAYETTE	W,	31-10
09-24-1977	McNEESE STATE	W,	9-7	09-22-2007	HOWARD	W,	38-15
10-29-1977	at Akron	W,	42-28	08-28-2008	INDIANA STATE	W,	52-0
11-05-1977	at North Carolina A&T	W,	21-20	09-04-2011	HOWARD	W,	41-9
11-12-1977	ILLINOIS STATE	W,	41-28	09-10-2011	ALABAMA STATE	W,	14-7
09-23-1978	INDIANA STATE	W,	27-8	10-20-2012	ARMY	W,	48-38
10-14-1978	AKRON	W,	25-14	08-31-2013	HOWARD	W,	34-24
09-01-1979	at Northern Michigan	W,	21-7	08-30-2014	MORGAN STATE	W,	31-28
09-03-1983	MARSHALL	W,	7-3	09-12-2015	at Wyoming	W,	48-29
09-07-1985	YOUNGSTOWN STATE	W,	27-22	09-02-2016	MISSISSIPPI VALLEY	W,	61-14
09-13-1986	at Youngstown State	W,	18-17	09-17-2016	at Charlotte	W,	37-19
09-20-1986	AKRON	W,	24-21	09-23-2016	WYOMING	W,	27-24
09-05-1987	YOUNGSTOWN STATE	W,	35-20	09-01-2017	CHARLOTTE	W,	24-7
10-3-1987	NORTHERN ILLINOIS	W,	32-31	09-09-2017	at Rutgers	W,	16-13
12-10-1987	vs. San Jose State+	W,	30-27	08-31-2018	MONMOUTH	W,	51-17
09-10-1988	at Youngstown State	W,	17-12	09-08-2018	at Purdue	W,	20-19
09-09-1989	YOUNGSTOWN STATE	W,	14-3	08-31-2019	at Coastal Carolina	W,	30-23
9-18-1993	WESTERN ILLINOIS	W,	16-14	09-14-2019	at Illinois	W,	34-31
9-16-1995	UNLV	W,	51-6	09-21-2019	CENTRAL CONNECTICUT	W,	34-29
10-18-1997	AKRON^	W,	45-0	09-03-2021	SAINT FRANCIS	W,	35-15
09-02-2000	UCONN	W,	32-25	09-18-2021	at UMass	W,	42-28
09-01-2001	SE MISSOURI STATE	W,	16-12	09-25-2021	TEXAS STATE	W,	59-21
09-14-2002	SOUTHEAST MISSOURI ST.	W,	35-32	09-02-2022	EASTERN KENTUCKY	W,	42-34
09-28-2002	SOUTHERN ILL. (2OT)	W,	48-45	09-17-2022	at Arizona State	W,	30-21
08-28-2003	EAST TENNESSEE STATE	W,	28-21	10-01-22	UMASS	W,	20-13

#### **EMU's Non-Conference Road Wins Since 1976**

10-29-1977	at Akron	W,	42-28	09-09-2017	at Rutgers	W,	16-13
11-05-1977	at North Carolina A&T	W,	21-20	09-08-2018	at Purdue	W,	20-19
09-01-1979	at Northern Michigan	W,	21-7	08-31-2019	at Coastal Carolina	W,	30-23
09-13-1986	at Youngstown State	W,	18-17	09-14-2019	at Illinois	W,	34-31
09-10-1988	at Youngstown State	W,	17-12	09-18-2021	at UMass	W,	42-28
09-12-2015	at Wyoming	W,	48-29	09-17-2022	at Arizona State	W,	30-21
09-17-2016	at Charlotte	W,	37-19				

#### **Schedule Notes**

+ California Bowl (Fresno, Calif.)

Akron joined the MAC in 1992

Marshall was in the MAC from 1954-69 and 1997-2005

^ - a non-MAC contest vs. Akron

Northern Illinois left the MAC in 1986 and rejoined in 1997

The FBS (I-AA)/FCS (I-AA) split occurred in 1978



**TOMASEK SELECTED MAC WEST SPECIAL TEAMS PLAYER OF THE WEEK:**

Freshman punter **Mitchell Tomasek** made his collegiate debut with the Green and White against Eastern Kentucky, Sept. 2, punting three times in the game for 126 total yards. Tomasek averaged 42 yards per boot, while placing one kick inside the 20 as he angled his punt toward the sideline and out of bounds to pin the Colonels on their own three-yard line. Tomasek also logged a best of 51 yards to help flip the field for the Eagles.

**131 YEARS OF FOOTBALL:** This is the 131st year for the EMU football team. The first year of intercollegiate football in Ypsilanti was 1891, when the team, then known as the Michigan Normal College Normalites, posted an 0-2 record. EMU has fielded a team every year since 1891 with one exception, when the 1944 season was canceled because of World War II.

**STABILITY IS THE NAME OF THE GAME:** In his ninth season in Ypsilanti, EMU Head Coach **Chris Creighton** is tied as the 13th-longest-tenured Football Bowl Subdivision (FBS) head coach. While they are both in their ninth season, respectively, Creighton is technically the second-longest tenured head coach in the conference by hiring date, falling just three days short of Miami's Chuck Martin.

**WHERE IN THE WORLD IS CHRIS CREIGHTON?:** In his head coaching career, **Chris Creighton** has racked up the frequent flyer miles, coaching games in seven different countries. Creighton added the Bahamas to that list in 2016 when he led the Eagles to the Bahamas Bowl after it already consisted of the United States, Sweden, Austria, Panama, Tanzania, and Germany.

**TEAM THEME:** This year's team theme is "Stack'Em." Created by the 2022 senior class, The "Stack 'Em" mantra reminds each player and coach that in order to achieve their ultimate goal of winning a championship, they must stack each day on top of the next, continually building momentum as they get closer to their goal.

**ONE OF EIGHT:** EMU's Director of Football Operations, **Alexys Granata**, joined elite company when accepting the role at Eastern Michigan. She is now one of just eight females in the country to hold such a title. Others include the respective directors of operations at: Temple, Notre Dame, TCU Kansas State, Maryland, Bowling Green, and Florida Atlantic.

**NEW QUARTERBACK IN TOWN:** A former top-20 quarterback recruit in the nation, according to ESPN, **Taylor Powell** will run EMU's offense this season. Powell comes to Eastern after stints with Troy and Missouri.

Last season at Troy, he played in six games, starting five before suffering an injury. He completed 125-of-189 passes for 1,251 yards and seven touchdowns, and averaged 178.7 yards per game via the air. He ranked 117th in the NCAA in passing touchdowns and 118th in passing yards and was rated as one of the nation's top three quarterbacks through the first three weeks (No. 1 in "Group of Five") by Pro Football Focus.

A Fayetteville, Ark. native, he began his career at Missouri. He played in six games during his redshirt sophomore season in 2019, including one start, and completed 29-of-62 passes for 297 yards and one touchdown with two interceptions. He threw his first career touchdown against Arkansas, his hometown college, in the season finale, Nov. 29. Powell made his first career start on the road at No. 4 Georgia, going 10-for-22 for 84 yards.

One of the most decorated high school athletes in the State of Arkansas' history, Powell was named Arkansas Prep Player of the Year in 2017, and led his team to consecutive Class 7A state championships in 2015 and 2016. He finished his career fifth all-time in Arkansas history for passing yardage (10,413) and eighth all-time in touchdown passes (113). Powell capped his storied career by winning the 2016 Landers Award, given annually to the Arkansas state player of the year.

**MAN(NING), THAT'S COOL:** First year QB **Taylor Powell** earned one of the most coveted offseason invitations that a quarterback can hope for in spring 2022. The Fayetteville, Ark. native accepted an invitation to the prestigious Manning Passing Academy, which took place June 23-26, where he served as a camp counselor alongside some of the top collegiate signal callers in the nation.

For over 25 years, the Manning Passing Academy has been helping players fully realize their potential on and off of the football field. Welcoming youth quarterbacks, running backs, wide receivers, and tight ends to the annual clinic, the Manning Passing Academy "helps you grasp the fundamentals of your position, and basic offensive and defensive strategies."

Each year, the camp seeks out coaches and players from the professional, college, and high school ranks to help teach and mentor those youth players who attend the camp. In addition to counseling younger athletes, collegiate quarterbacks in attendance had the opportunity to observe and learn alongside Professional Football Hall of Famer's Archie and Peyton Manning, as well as two-time Super Bowl Champion Eli Manning, who together, serve as the academy's executive and senior associate directors, respectively.

**THE NEED TO KNOWS - EASTERN MICHIGAN TRADITIONS:** Head Coach **Chris Creighton** has established a plethora of traditions at EMU since his tenure began prior to the start of the 2014 season.

**THE WRENCH:** One of the symbols of the program, EMU's eye-catching 51-pound pipe wrench can be seen on the shoulders on a player at all times during EMU's games - never touching the ground. The wrench symbolizes three distinct pillars that are emphasized within the program: 1) The blue collar nature of Eastern Michigan and the Southeast Michigan community, 2) The ability to "close the gap," between where you are, and where you want to be - symbolized by the ability to open and close the vices of the wrench, 3) The conscious choice to embrace, and even choose, adversity. Those who tackle adversity head on are better for it. The wrench symbolizes the embrace of adversity.

In addition to its presence on the sideline, the wrench is also front and center when the team enters the field for the final time before kickoff. Each week, the team selects someone who has overcome significant adversity of their own, to carry the wrench and lead the team onto the field. From cancer survivors, to those who lost a loved one, the wrench has been carried by players, family members, and community members of all sorts since 2014.

**THE WALL:** Symbolizing the desire to "break through," even before the game begins, Eastern Michigan's signature entrance features the breaking of, and running through a cinder block wall, featuring "The Factory," written across.

**THE HAMMERS:** Used the break down "The Wall," three players each week are selected to use a sledgehammer to help lead EMU out of the tunnel. The hammers are given each week to the player on offense, defense, and special teams that recorded the hardest, legal hit in the week prior.

**THE FACTORY:** Paying homage to the hard-working, industrial history of Southeast Michigan, EMU has dubbed Rynearson Stadium as "The Factory," since 2014. Features in the stadium include diamond plated signage, accents, text featuring the words "Champions Built Here," and more.

**THE GRAY TURF:** EMU is one of just three FBS teams to play on a non-green surface. Boise State (blue), and Coastal Carolina (teal) are the other two teams. EMU's gray field turf was installed after Creighton led his team through an offseason, 6 a.m. workout in nearly six inches of snow - outdoors. There, he uttered that his new-look Eagles would "play anyone, anytime, anywhere - even on a parking lot covered in broken glass." Thus, the new turf was installed to represent a parking lot and the team's commitment to that statement.

**THE EAGLE:** Eastern Michigan's pregame festivities features a cross-field flight by a bald eagle during the playing of the national anthem. Eastern Michigan is the only school in the country that features a flight from an American Bald Eagle.







## 2022 EMU Football Honors

### Team Awards

MAC West Division co-Champions  
Michigan MAC Champions  
FWAA Cheez-It Bowl National Team of the Week (Sept. 19)

### Brandon Benson, Defensive Back

College Sports Communicators (CSC) Academic All-District honoree

### Hassan Beydoun, Wide Receiver

Third Team All-MAC  
Paul Hornung Award Watch List  
Biletnikoff Award Watch List  
Maxwell Award Watch List  
1st Team Preseason All-MAC by Phil Steele  
1st Team Preseason All-MAC by Athlon Sports  
Burlsworth Trophy Nominee

### Brian Dooley, Offensive Line

Second Team All-MAC  
1st Team Preseason All-MAC by Phil Steele  
1st Team Preseason All-MAC by Athlon Sports

### Dylan Drummond, Wide Receiver

3rd Team Preseason All-MAC by Phil Steele  
4th Team Preseason All-MAC by Athlon Sports  
College Sports Communicators (CSC) Academic All-District honoree

### Carter Evans, Defensive Line

College Sports Communicators (CSC) Academic All-District honoree

### Samson Evans, Running Back

Second Team All-MAC  
Doak Walker Award Preseason Candidate  
MAC West Division Offensive Player of the Week (Sept. 19)  
MAC Male Scholar Athlete of the Week (Nov. 2)  
MAC Male Scholar Athlete of the Week (Nov. 16)  
MAC West Division Offensive Player of the Week (Nov. 28)  
College Sports Communicators (CSC) Academic All-District honoree

### Jesus Gomez, Kicker

Second Team All-MAC  
MAC West Division Special Teams Player of the Week (Sept. 19)  
MAC Male Scholar Athlete of the Week (Oct. 26)  
College Sports Communicators (CSC) Academic All-District honoree

### Jaylon Jackson, Running Back

First Team All-MAC

### Tanner Knue, Wide Receiver

Third Team All-MAC  
College Sports Communicators (CSC) Academic All-District honoree  
MAC Male Scholar Athlete of the Week (Nov. 30)

### Josh McCarty, Defensive Back

National Special Teams Player of the Year Award nominee

### Taylor Powell, Quarterback

Manning Award as a "Star of the Week" (Nov. 21)  
College Sports Communicators (CSC) Academic All-District honoree

### Jose Ramirez, Defensive Line

Walter Camp Football Foundation Second Team All-America  
Pro Football Focus Second Team All-America  
Ted Hendricks Award Finalist  
First Team All-MAC  
MAC Defensive MVP  
Bednarik Award Watch List  
1st Team Preseason All-MAC by Phil Steele  
1st Team Preseason All-MAC by Athlon Sports  
Senior Bowl Defensive Player of the Week (Oct. 10)  
"Breakout Defensive Player" for the East-West Shrine Bowl (Oct. 10/Nov. 28)  
Helmet Sticker from ESPN's College Football Final  
East-West Shrine Bowl Invitation  
MAC West Division Defensive Player of the Week (Nov. 21)  
MAC West Division Defensive Player of the Week (Nov. 28)

### Kempton Shine, Defensive Back

4th Team Preseason All-MAC by Athlon Sports  
MAC West Division Defensive Player of the Week (Sept. 19)

### Joe Sparacio, Linebacker

3rd Team Preseason All-MAC by Phil Steele

### Tarion Speights, Linebacker

Allstate AFCA Good Works Team Candidate  
Wuerffel Trophy Preseason Watch List  
Wuerffel Trophy Nominee

### Sidy Sow, Offensive Line

First Team All-MAC  
Outland Trophy Watch List  
1st Team Preseason All-MAC by Phil Steele  
1st Team Preseason All-MAC by Athlon Sports

### Mitchell Tomasek, Punter

First Team All-MAC  
MAC West Division Special Teams Player of the Week (Sept. 5)  
MAC West Division Special Teams Player of the Week (Oct. 3)  
MAC West Division Special Teams Player of the Week (Oct. 31)  
MAC West Division Special Teams Player of the Week (Nov. 28)  
Ray Guy Watch List  
Ray's 8 for Week Six Games (Oct. 10)  
Ray's 8 for Week Seven Games (Oct. 17)  
College Sports Communicators (CSC) Academic All-District honoree

### Slaying the Dragons - Accomplishments in the Chris Creighton Era

- 1st Win over a "Power 5" Conference team (Rutgers)
- 1st Win over a Big Ten Conference Team (Rutgers)
- 1st Win over a Pacific-12 Conference Team (Arizona State)
- 1st Bowl Appearance in 29 years (1987 California Bowl to 2016 Bahamas Bowl)
- 1st Bowl Played on US soil in 31 years (1987 California Bowl to 2018 Camellia Bowl)
- 1st Winning season since 1995 (7-6 record in 2016)
- 1st Non-conference road victory since the 1988 campaign (at Wyoming in 2015)
- 1st Back-to-back season since 2008-09 that players were taken in the NFL Draft
- 1st Three game road winning streak since 1967
- 1st Win over Miami since 1993
- 1st Win over Ohio in Athens, Ohio since 1994
- 1st Win over Northern Illinois since 2007
- 1st Win over Toledo since 2006
- 1st Win at Akron since 1995
- 1st Win over Toledo in Toledo, Ohio since 1999
- 1st Three-game winning streak against Big Ten Conference opponents
- 1st Three-game MAC winning streak since 1999
- 1st Four-game MAC winning streak since 1995
- 1st Five-game MAC winning streak since 1989
- 1st winning Mid-American Conference campaign since 1995
- 1st time EMU student-athletes have the opportunity to play in two bowl games in their careers
- 1st time EMU student-athletes have the opportunity to play in three bowl games in their careers
- 1st time EMU student-athletes have the opportunity to play in four bowl games in their careers
- 1st time EMU has been the FWAA Cheez-It Bowl National Team of the Week (Sept. 19, 2022)
- 1st time EMU has won five consecutive road games in program history
- First EMU Head Coach to defeat all 11 other MAC members
- First time EMU has been bowl eligible in back-to-back seasons
- First time EMU has been bowl eligible in three consecutive seasons
- First MAC team to defeat a PAC-12 team in a regular season game
- 2nd Win over a "Power 5" Conference team (Purdue)
- 2nd Win over a Big Ten Conference team (Purdue)
- 3rd Win over a "Power 5" Conference team (Illinois)
- 3rd Win over a Big Ten Conference team (Illinois)
- Most Improved Program in the Football Bowl Subdivision (FBS) in 2016
- Largest single-season turnaround in school history (1-11 in 2015 to 7-6 in 2016)
- Largest deficit overcome in program history at 21-points (at Ball State in 2016)
- Largest MAC margin of victory in program history at 42-points (vs. Ball State in 2017)
- Most points ever scored against Western Michigan, Bowling Green, and Toledo in program history
- First time winning four consecutive games against Western Michigan (2019-22)

### 100-YARD RUSHERS

Player	2022	Career	'22 Opponent
Darius Boone	0	2	
Samson Evans	4	4	ASU, UMass, AKR CMU

### 100-YARD RECEIVERS

Player	2022	Career	'22 Opponent
Hassan Beydoun	0	7	
Tanner Knue	1	2	Buffalo
D. Drummond	0	1	
Darius Lassiter	1	1	WMU

### INTERCEPTIONS

Player	2022	Career
Russell Vaden	0	3
Blake Bogan	1	3
David Carter Jr.	0	2
Robert Daniel	1	2
Joshua Scott	2	2
Korey Hernandez	0	1
Mark Lee Jr.	1	1
Quantavious Scandrett	1	1
Kempton Shine	1	1
Joe Sparacio	1	1
Grant Trueman	1	1
Brandon Benson	1	1

### BLOCKED KICKS IN CREIGHTON ERA

Opponent	Type	Date
Morgan State	Punt (TD)	Aug. 30, 2014
Morgan State	41-yd FG	Aug. 30, 2014
Buffalo	39-yd FG	Oct. 11, 2014
NIU	24-yd FG	Oct. 25, 2014
NIU	32-yd FG	Oct. 25, 2014
Central Michigan	Punt	Nov. 1, 2014
Wyoming	22-yd FG	Sept. 23, 2016
NIU	36-yd FG	Nov. 16, 2016
NIU	Punt (TD)	Oct. 26, 2017
WMU	PAT	Oct. 6, 2018
Army West Point	Punt	Oct. 27, 2018
Georgia Southern	Punt	Dec. 15, 2018
Central Connecticut	Punt (TD)	Sept. 21, 2019
Kent State	47-yd FG	Nov. 29, 2019
Pittsburgh	Punt	Dec. 26, 2019
Toledo	37-yd FG	Nov. 18, 2020
Bowling Green	Punt (TD)	Oct. 23, 2021
Western Michigan	29-yd FG	Nov. 16, 2021
Buffalo	PAT	Sept. 24, 2022
Ball State	PAT	Oct. 22, 2022

### TRACKING THE EAGLES IN 2022

Opponent	Time	Length	Att.	Halftime Score	Final Score	Coin Toss	Kickoff Receive	1st EMU Poss.	1st Opp. Poss.	Game Pants	Game Jersey	Game Helmet
<b>EASTERN KENTUCKY</b>	<b>7 p.m.</b>	<b>3:38</b>	<b>16,531</b>	<b>14-10</b>	<b>42-34</b>	<b>EMU</b>	<b>EKU</b>	<b>Punt</b>	<b>INT</b>	<b>Green</b>	<b>Green</b>	<b>Green</b>
at Louisiana	6 p.m. CT	4:30	15,352	14-0	21-49	LA	EMU	TD	Punt	White	White	Green
at Arizona State	8 p.m. MST	3:05	43,788	24-14	30-21	EMU	EMU	TD	Punt	Gray	White	Gray
<b>BUFFALO*</b>	<b>12 p.m.</b>	<b>3:34</b>	<b>14,524</b>	<b>24-30</b>	<b>31-50</b>	<b>EMU</b>	<b>UB</b>	<b>TD</b>	<b>TD</b>	<b>Gray</b>	<b>Gray</b>	<b>Gray</b>
<b>UMASS</b>	<b>2 p.m.</b>	<b>3:20</b>	<b>16,478</b>	<b>0-10</b>	<b>20-13</b>	<b>UMASS</b>	<b>EMU</b>	<b>Fumble</b>	<b>TD</b>	<b>Green</b>	<b>Green</b>	<b>Gray</b>
at Western Michigan*	12 p.m.	3:50	10,876	35-7	45-23	WMU	WMU	TD	Punt	Green	White	Green
<b>NORTHERN ILLINOIS*</b>	<b>3:30 p.m.</b>	<b>3:01</b>	<b>15,100</b>	<b>7-20</b>	<b>10-39</b>	<b>EMU</b>	<b>NIU</b>	<b>INT</b>	<b>Punt</b>	<b>Gray</b>	<b>Green</b>	<b>Green</b>
at Ball State*	2 p.m.	3:21	15,698	10-7	20-16	BALL	EMU	Punt	Punt	Green	White	Green
<b>TOLEDO*</b>	<b>12 p.m.</b>	<b>3:47</b>	<b>14,270</b>	<b>17-10</b>	<b>24-27</b>	<b>TOL</b>	<b>EMU</b>	<b>Punt</b>	<b>Punt</b>	<b>White</b>	<b>Green</b>	<b>Green</b>
at Akron*	7 p.m.	3:47	12,589	24-14	34-28	AKR	EMU	FG	TD	White	White	Green
at Kent State*	6 p.m.	3:43	3,998	7-17	31-24	EMU	EMU	Punt	Punt	Gray	White	Gray
<b>CENTRAL MICHIGAN*</b>	<b>12 p.m.</b>	<b>3:26</b>	<b>14,213</b>	<b>14-13</b>	<b>38-19</b>	<b>CMU</b>	<b>EMU</b>	<b>TD</b>	<b>TD</b>	<b>Green</b>	<b>Green</b>	<b>Green</b>
vs. San Jose State	1:30 p.m. MST									Gray	White	Gray



## The Last Time...

### RUSHING

An EMU player rushed 30+ yards from scrimmage  
 An EMU player rushed 40+ yards from scrimmage  
 An EMU player rushed 50+ yards from scrimmage  
 An EMU player rushed 60+ yards from scrimmage  
 An EMU player rushed 70+ yards from scrimmage  
 An EMU player rushed 80+ yards from scrimmage  
 An EMU player rushed for 100+ yards in a game  
 An EMU player rushed for 200+ yards in a game  
 An EMU player carried 30+ times in a game  
 An EMU player carried 40 times in a game  
 An EMU player carried 41-or-more times in a game  
 An EMU player scored three TDs rushing  
 An EMU player scored four TDs rushing  
 Two EMU players rushed for 100+ yards in a game

### PASSING

An EMU player completed 30+ passes in a game  
 An EMU player completed 40+ passes in a game  
 An EMU player completed 50+ passes in a game  
 An EMU player threw three TD passes  
 An EMU player threw four TD passes  
 An EMU player threw five TD passes  
 An EMU player passed for 300+ yards in a game  
 An EMU player passed for 400+ yards in a game  
 An EMU player passed for 500+ yards in a game  
 An EMU player completed more than 75% of his passes  
 A EMU non-quarterback threw a touchdown pass

### RECEIVING

An EMU player had 10+ receptions in a game  
 An EMU receiver had 100+ yards in a game  
 An EMU receiver had 200+ yards in a game  
 An EMU receiver caught three TDs in a game  
 An EMU receiver caught four TDs in a game  
 Two EMU players 100+ receiving yards in a game  
 Nine-or-more different receivers caught a pass  
 12-or-more different receivers caught a pass

### MISCELLANEOUS

An EMU player registered a 60-yard punt  
 An EMU player registered a 70-yard punt  
 An EMU player registered a 80-yard punt  
 An EMU player registered a 90-yard punt  
 An EMU player kicked a 50+ yard field goal  
 EMU recovered an on-side kick  
 An opponent recovered an on-side kick  
 EMU registered a safety  
 An EMU player had multiple interceptions in a game  
 An EMU player had four interceptions in a game  
 An EMU player returned a punt for a touchdown  
 An EMU player returned a kickoff for a touchdown  
 An EMU player returned the game opening kickoff for a touchdown  
 An opponent returned the game opening kickoff for a touchdown  
 An EMU player returned a fumble for a touchdown  
 An EMU player returned an interception for a touchdown  
 An EMU player blocked a punt  
 An EMU player blocked a punt and returned it for a touchdown  
 An EMU player blocked a field goal  
 EMU registered two blocked field goals in the same game  
 An EMU player blocked a PAT and returned it for a score  
 An EMU player record a run, pass completion and catch in the same game  
 EMU blocked punt, blocked a field goal and returned a punt for a TD in same game  
 EMU recorded a successful fake punt  
 EMU won on the final play of the game  
 EMU won a game with a game-ending field goal  
 EMU lost on the final play of the game  
 EMU lost a game on a game-ending field goal  
 EMU shut a team out in the first half  
 EMU recorded a shutout  
 Fastest EMU score to open a game  
 EMU was the victim of a shutout  
 EMU won a road non-conference game  
 EMU received votes in the Amway Coaches Poll  
 EMU received votes in the Associated Press Coaches Poll  
 Won three-or-more consecutive games  
 Won five-or-more consecutive conference games

Samson Evans, 42 yds. vs. Central Michigan (11-25-22)  
 Jawon Hamilton, 68 yds. vs. Western Michigan (11-16-21)  
 Jawon Hamilton, 68 yds. vs. Western Michigan (11-16-21)  
 Jawon Hamilton, 68 yds. vs. Western Michigan (11-16-21)  
 Ian Eriksen, 71 yds. at Miami (11-15-17)  
 Larry Ratcliff, 88, vs. Wisc.-Mil. (10-23-71)  
 Samson Evans, 135 yds. vs. Central Michigan (11-25-22)  
 Samson Evans, 258 yds. at Arizona State (9-17-22)  
 Samson Evans, 33 attempts at Kent State (11-16-22)  
 Anthony Sherrell, 40 attempts, at North. Ill. (11-22-03)  
 Anthony Sherrell, 43 attempts, vs. Ball St. (11-15-03)  
 Samson Evans, 3TDs vs. Toledo (10-29-22)  
 Shaq Vann, 4TDs at Akron (11-12-19)  
 Reggie Bell, 133, Ryan Brumfield, 112, vs. North. Ill. (10-25-14)

Taylor Powell, 30 completions, at Kent State (11-16-22)  
 Ben Bryant, 41 completions, vs. Ohio (11-9-21)  
 Andy Schmitt, 58 completions, vs. Central Michigan (11-28-08)  
 Taylor Powell, 3 TDs, at Kent State (11-16-22)  
 Preston Hutchinson, 4 TDs, vs. Toledo (11-18-20)  
 Tyler Benz, 5 TDs, vs. Army (10-20-12)  
 Taylor Powell, 315 yds., at Kent State (11-16-22)  
 Brogan Roback, 468 yds., at Ball State (11-8-16)  
 Andy Schmitt, 516 yds., vs. Central Michigan (11-28-08)  
 Ben Bryant, 76.9% (20-of-26) at Bowling Green (10-23-21)  
 Samson Evans, 3 yds. at Louisiana (9-10-22)

Hassan Beydoun, 10 receptions, at Ball State (10-23-22)  
 Darius Lassiter, 104 yards, at Western Michigan (10-8-22)  
 Kevin Walter, 225 yards, vs. Akron (10-5-02)  
 Eric Deslauriers, 4 TDs, vs. Central Mich. (11-6-04)  
 Eric Deslauriers, 4 TDs, vs. Central Mich. (11-6-04)  
 Arthur Jackson, 129, Line Latu, 108, vs. Kent State (11-29-19)  
 9, at Louisiana (9-10-22)  
 12, at Northern Illinois (10-26-17)

Mitchell Tomasek, 63 yds., at Ball State (10-23-22)  
 Jake Julien, 71 yds., vs. Army West Point (10-27-18)  
 Charles Nemeth, 90 yds., vs. Alma (11-4-43)  
 Charles Nemeth, 90 yds., vs. Alma (11-4-43)  
 Jesus Gomez, 55 yds., at Ball State (10-23-22)  
 Brendan Renius at Wyoming (9-12-15), 1st Quarter  
 vs. Northern Illinois (12-12-20), 1st Quarter  
 bad snap in end zone vs. Mississippi Valley (9-2-16)  
 Brody Hoving, 2 Ints., at Northern Illinois (11-19-19)  
 Richard Palmer, 4 Ints., vs. Western Michigan (10-19-91)  
 Demarius Reed, 83 yards at Kent State (11-19-11)  
 Jaylon Jackson, 89 yards vs. Buffalo (9-24-22)  
 Tyler Allen, 90 yards vs. Ohio (10-19-13)  
 Darius Phillips, 93 yards at Western Michigan (11-15-14)  
 Mark Lee Jr., 61 yards vs. Northern Illinois (12-12-20)  
 Jeff Hubbard, 27 yards vs. Liberty (12-18-21)  
 Jere Getzinger, at Bowling Green (10-23-21)  
 Jere Getzinger, at Bowling Green (10-23-21)  
 Carter Stagner vs. Western Michigan (11-16-21)  
 Willie Crear & Mike Steals vs. North. Ill. (10-25-14)  
 Ryan Downard, 97 yards, at Michigan (10-6-07)  
 Alex Gillett vs. Northern Illinois (11-23-12)  
 at Kent State (11-19-11)  
 Kyle Rachwal, 27 yard rush vs. Western Michigan (10-21-17)  
 at Illinois (9-14-19) - 24-yard field goal by Chad Ryland  
 at Illinois (9-14-19) - 24-yard field goal by Chad Ryland  
 at Toledo (10-26-19) - 15-yard touchdown in overtime  
 vs. Georgia Southern (12-15-18) - 40-yard field goal  
 at Louisiana, 14-0 (9-10-22)  
 vs. Indiana State, 52-0 (8-28-08)  
 15 seconds at Kentucky (9-30-17) touchdown pass following a fumble  
 at Florida (9-6-14), UF 65, EMU 0  
 at Arizona State (9-17-19), EMU 30, ASU 21  
 Oct. 2, 2016 - 1 vote  
 1987 Final Poll - 18 votes  
 3 - 2018, Central Michigan (Nov. 3) to Kent State (Nov. 23)  
 5 - 2018, Toledo (Oct. 13) to Kent State (Nov. 23)

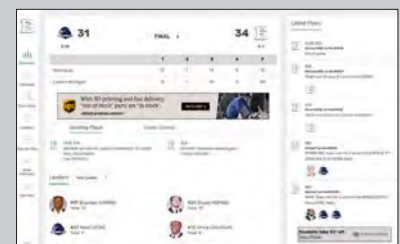
## EMU In Overtime

All-time Record in Overtime	5-11		
All-time Record in Double Overtime	1-0		
All-time Record in Triple Overtime	0-2		
All-time Record in Quadruple Overtime	1-0		
<u>Date</u>	<u>Opponent</u>	<u>OT</u>	<u>Result</u>
10-10-98	CENTRAL MICH.	OT	L, 23-36
10-09-98	WESTERN MICH.	OT	L, 37-40
11-24-01	at Akron	3OT	L, 62-65
09-28-02	SOUTHERN ILL.	2OT	W,48-45
11-06-04	CENTRAL MICH.	4OT	W,61-58
09-24-05	at Central Mich.	OT	W,23-20
09-23-06	CENTRAL MICH.	OT	L, 17-24
10-16-10	at Ball State	OT	W,41-38
11-09-13	WESTERN MICH.*	OT	W,35-32
11-16-16	NORTHERN ILL.	OT	L, 24-31
09-23-17	OHIO*	2OT	L, 20-27
10-21-17	WESTERN MICH.	OT	L, 17-20
10-26-17	at Northern Ill.	OT	L, 27-30
09-22-18	at San Diego St.	OT	L, 20-23
09-29-18	NORTHERN ILL.	3OT	L, 23-26
10-26-19	at Toledo	OT	L, 34-37

## EMU Versus Ranked Teams

Date	Rank	Opponent	Result
09-19-92	10	at Penn State	L, 7-52
09-10-94	10	at Wisconsin	L, 0-56
09-11-04	10	at Florida	L, 10-49
09-17-05	14	at Michigan	L, 0-55
10-25-08	20/22	at Ball State	L, 16-38
09-25-10	2/2	at Ohio State	L, 20-73
09-22-12	21/20	at Michigan State	L, 7-23
11-23-12	24/23	NORTHERN ILL.	L, 7-49
10-26-13	23/22/18	at Northern Ill.	L, 20-59
09-20-14	11/11	at Michigan State	L, 14-73
10-03-15	9/8	at LSU	L, 22-44
10-17-15	22/25	at Toledo	L, 20-63
10-22-16	20/20	at Western Mich.	L, 31-45
09-11-21	18/17	at Wisconsin	L, 7-34

First poll ranking is the Associated Press and the second number is the Coaches' Poll and the third is the BCS poll



## Can't make it to the game?

Now you can follow the action for nearly all games via Live Stats powered by SIDEARM available only on EMUEagles.com

## SHORT ROAD TRIPS - ACCORDING TO GOOGLE MAPS

Below is a list of the closest rivalries in the NCAA FBS subdivision (formerly I-A). Only schools with a regular history of playing made the list.

### CAMPUS-TO-CAMPUS

Rice - Houston	6.1 miles
<b>Eastern Michigan - Michigan</b>	<b>7.5 miles</b>
Washington State - Idaho	8.7 miles
North Carolina - Duke	10.0 miles
North Carolina - North Carolina State	10.1 miles
Akron - Kent State	11.6 miles
Southern California - UCLA	14.1 miles
Duke - North Carolina State	25.3 miles
Bowling Green - Toledo	27.5 miles

### STADIUM-TO-STADIUM


Rice Stadium - (Houston) Robertson Stadium	4.9 miles
<b>Rynearson Stadium (EMU) - Michigan Stadium</b>	<b>7.0 miles</b>
(WSU) Martin Stadium - (Idaho) Kibbie Dome	8.5 miles
(UNC) Kenan Stadium - (Duke) Wallace Wade Stadium	10.6 miles
(Akron) Infocision Stadium - (Kent) Dix Stadium	14.0 miles
(Southern Cal) Memorial Coliseum - (UCLA) Rose Bowl	15.0 miles
(UNC) Kenan Stadium - (NC St.) Carter-Finley Stadium	20.0 miles
(Duke) Wallace Wade Stadium - (NCSU) Carter-Finley Stadium	23.4 miles
(BGSU) Doyt Perry Stadium - (Toledo) Glass Bowl	26.1 miles







1971 Eastern Michigan - Pioneer Bowl



1987 Eastern Michigan - MAC &amp; California Bowl Champions



2016 Eastern Michigan - Bahamas Bowl



2018 Eastern Michigan - Camellia Bowl



2019 Eastern Michigan - Quick Lane Bowl



2021 Eastern Michigan - LendingTree Bowl



2022 Eastern Michigan - MAC West Division Champions





## 1971 Pioneer Bowl - College Division Regional Final

Eastern Michigan	0	3	0	0	--	3
Louisiana Tech	7	0	7	0	--	14

Dec. 11, 1971 | Memorial Stadium | Wichita Falls, Texas | Attendance: 8,156



Team Totals	EMU	LT
FIRST DOWNS	12	16
Rushing	9	8
Passing	2	8
Penalty	1	0
NET YARDS RUSHING	178	106
Rushing Attempts	48	41
Average Per Rush	3.7	2.6
Rushing Touchdowns	0	0
NET YARDS PASSING	37	170
Completions-Attempts-Int	7-16-0	15-24-1
Average Per Attempt	2.3	7.1
Average Per Completion	5.3	11.3
Passing Touchdowns	0	1
TOTAL OFFENSE YARDS	215	276
Total offense plays	62	65
Average Gain Per Play	3.5	4.2
Fumbles: Number-Lost	3-2	4-4
Penalties: Number-Yards	6-30	4-34
PUNTS-YARDS	6-172	5-136
Average Yards Per Punt	28.7	27.2

## &gt;&gt;TAKING NOTE...

• Eastern, ranked No. 3 in the country with a 7-0-2 record.

• Louisiana Tech would open the bowl game with a first-quarter score when Glenn Berteau hauled in a 17-yard touchdown pass from quarterback Ken Lantrip with Bates adding the PAT kick.

• Eastern's placekicker Jackson Nunn booted a 22-yard field goal in the second quarter to cut Tech's lead to 7-3 at the half.

• 91-yard punt return for a touchdown by Wenford Wilborn and the PAT kick by Bates would close out the scoring in the third quarter with Tech posting the 14-3 win.

• Although the season might have ended on a sour note for the Hurons, the entire campaign was a record-setting one as there were 18-single game school records set or tied and five more team marks were set or tied on the way to a 7-1-2 finish.

• Larry Radcliff would be responsible for a total of 15 of those records

## Hurons Fall Short in Pioneer Bowl to Louisiana Tech

Eastern was ranked as the No. 3 team in the country entering the contest

WICHITA FALLS, Texas – All of the stars seemed to be aligned as the Eastern Michigan University football team hit the mid-point of the 1971 season.

The then-Hurons had rolled through the first four games of the season with a perfect 4-0 record and were ranked No. 2 in the nation in the NCAA College Division's latest poll heading into an important Homecoming tilt with the No. 5 ranked Eastern Kentucky University, Oct. 16, in Rynearson Stadium.

Added to EMU's lofty rating was the fact that their offense boasted one of the top tailbacks in the country in Larry Radcliff and an All-American defensive standout in Dave Pureifory.

Those two EMU greats were not the only talented players on the field as both teams had several top prospects. ECU would answer the EMU tandem of Radcliff and Pureifory with a top tailback named Jimmy Brooks and a future pro defensive tackle named Wally Chambers.

Fumbles would prove to be the undoing for both offenses as EMU would lose all five of its drops while ECU would put the ball on the ground four times, losing one while also giving up two interceptions. Radcliff would set a single-game school rushing record and become the school's all-time total offense leader after carrying the ball 40 times for 291 yards, but the game ended in a scoreless tie.

Despite that deadlock with ECU, EMU would roll off two straight wins, to go to 6-0-1 on the season before traveling to Monroe, Louisiana to square off against Northeast Louisiana, Nov. 6.

Another tie, this time 10-10, pretty much eliminated EMU's chance to move to the No. 1 spot, leaving them No. 3 in the rankings and a post-season bowl bid on the line as the Green and White hosted South Dakota State, Nov. 13.

"If you are voting in the polls, you can excuse one tie...but two...well, I just don't know," a disheartened Head Coach Dan Boisture said of his squad's chance at the top spot after the tie at Northeast. "It's a pity too, we could have had it all."

Despite the letdown in posting that second tie, Eastern was still one of the favorites for a bid to the first-ever Pioneer Bowl, as the prognosticators guessed that EMU would take on Louisiana Tech in that bowl, Dec. 11, in Wichita Falls, Texas.

Whether it was the tie, or the challenge to make it to the school's first-ever bowl game, EMU rose to the occasion against South Dakota State, posting a definitive 35-2 win over the Jackrabbits from Brookings, South Dakota.

Eastern, ranked No. 3 in the country with a 7-0-2 record, would indeed receive the bid for the Pioneer Bowl and their opponent was as predicted, the Bulldogs of Louisiana Tech.

Boisture's crew had recovered nicely from those two ties, but the Hurons would have to overcome even more devastating news over the final few weeks of the season as the injury bug plagued the high-performing offense.

Radcliff, who had rushed for a whopping 1,188 yards through the first six games of the season, was injured in the first quarter of game seven, against Northern Michigan, and was lost for the season with a knee injury. His replacement, Don Madden, also went down with a season-finishing shoulder injury in that same NMU game.

Those injuries to the top two tailbacks, who had, up to that point in the season, combined for 1,319 yards and 11 rushing touchdowns, were definitely two large obstacles for Eastern to overcome in the bowl game, but next man up was a youngster named Tim Packrall, and he was ready when called on at tailback.

Packrall, who had performed admirably in the absence of both Radcliff and Madden over the last three regular-season games, when he rushed for 474 yards with six touchdowns, proved his worth once again in the bowl game. Running behind a stout offensive line, anchored by center Ted Hand and bolstered by guards Bert Brengman and Jim Langan, tackles Bill Dulac and Charley Boytano, tight end Lou Yovanovich and wide receiver Tim Cogswell, "Pack" would gain 122 yards on 31 carries but the rest of the offense could not keep up in a 14-3 loss to the Bulldogs. Louisiana Tech would open the bowl game with a first-quarter score when Glenn Berteau hauled in a 17-yard touchdown pass from quarterback Ken Lantrip with Bates adding the PAT kick.

Eastern's placekicker Jackson Nunn booted a 22-yard field goal in the second quarter to cut Tech's lead to 7-3 at the half but a 91-yard punt return for a touchdown by Wenford Wilborn and the PAT kick by Bates would close out the scoring in the third quarter with Tech posting the 14-3 win.

Although the season might have ended on a sour note for the Hurons, the entire campaign was a record-setting one as there were 18-single game school records set or tied and five more team marks were set or tied on the way to a 7-1-2 finish. Radcliff would be responsible for a total of 15 of those marks.

## &gt;&gt;Scoring Summary

Qtr	Team	Scoring Play
1st	LT	Glenn Berteau 17-yard pass from Ken Lantrip (Russell Bates PAT)
2nd	EMU	Jackson Nunn 22-yard field goal
3rd	LT	Wenford Wilborn 91-yard punt return(Russell Bates PAT)

## EASTERN MICHIGAN

RUSHING	No.	Net	TD	Lg	Avg.
PAKRALL, Tim	31	122	0		3.9
LOGAN, Mike	2	37	0		18.5
BOOTH, Houston	5	8	0		1.6
MYLES, Carl	4	8	0		2.0
WILLIAMSON, John	2	8	0		4.0
DURBIN, Tim	2	6	0		3.0
NUNN, Jackson	2	5	0		2.5
Totals...	48	178	0		3.7

PASSING	Cmp-Att-Int	Yds	TD	Long
LOGAN, Mike	5-14-0	37	0	
BOOTH, Houston	2-2-0	0	0	
Totals...	7-16-0	37	0	

RECEIVING	No.	Yds	TD	Lg
YOVANOVICH, Lou	3	-6	0	
PAKRALL, Tim	2	30	0	
COGSWELL, Tim	1	17	0	
DURBIN, Tim	1	6	0	
PIEGOLS, Dave	1	5	0	
Totals...	7	37	0	

PUNTING	No.	Yds	Avg	Long	In20	TB
LOGAN, Mike	6	172	28.7			
Totals...	6	172	28.7			

## LOUISIANA TECH

RUSHING	No.	Net	TD	Lg	Avg.
LANTRIP, Ken	10	14	0		1.4
BERTEAU, Glen	14	31	0		2.2
HARPER, Roland	10	29	0		2.9
McDANIEL, Charles	4	15	0		3.8
FULFORD, Don	2	16	0		8.0
LORD, Mike	1	3	0		3.0
Totals...	41	106	0		2.6

PASSING	Cmp-Att-Int	Yds	TD	Long
LANTRIP, Ken	15-24-1	170	1	
Totals...	15-24-1	170	1	

RECEIVING	No.	Yds	TD	Lg
HARPER, Roland	4	35	0	
CARR, Roger	3	40	0	
BEREAU, Glen	3	34	1	
JOHNSON, Eric	3	23	0	
SHEPPARD, Robert	2	38	0	
Totals...	15	170	1	

PUNTING	No.	Yds	Avg	Long	In20	TB
SWINNEY, Mike	5	136	27.2			
Totals...	5	136	27.2			



## 1987 California Bowl

Eastern Michigan	10	7	0	13	--	30
San Jose State	7	7	7	6	--	27

Dec. 12, 1987 | Bulldog Stadium | Fresno, Calif. | 1:35 p.m. PT | Attendance: 24,000



Team Totals	EMU	SJSU
FIRST DOWNS	19	18
Rushing	11	3
Passing	4	15
Penalty	4	0
NET YARDS RUSHING	212	81
Rushing Attempts	58	19
Average Per Rush	3.7	4.3
Rushing Touchdowns	3	2
Yards Gained Rushing	245	90
Yards Lost Rushing	33	9
NET YARDS PASSING	113	289
Completions-Attempts-Int	8-13-2	28-42-0
Average Per Attempt	8.7	6.9
Average Per Completion	14.1	10.3
Passing Touchdowns	1	2
TOTAL OFFENSE YARDS	325	370
Total offense plays	71	61
Average Gain Per Play	4.6	6.1
Fumbles: Number-Lost	0-0	2-2
Penalties: Number-Yards	9-57	13-102
PUNTS-YARDS	3-122	3-96
Average Yards Per Punt	40.7	32.0
Net Yards Per Punt	29.0	32.0
Inside 20	1	0
50+ Yards	0	0
Touchbacks	1	0
Fair catch	0	0
KICKOFFS-YARDS	6-267	5-290
Average Yards Per Kickoff	44.5	58.0
Net Yards Per Kickoff	29.7	29.8
Touchbacks	0	0
Fair Catch Yards	0	0
Punt returns: Number-Yards-TD	1-0-0	2-15-0
Average Per Return	0.0	7.5
Kickoff returns: Number-Yds-TD	5-141-0	6-89-0
Average Per Return	28.2	14.8
Interceptions: Number-Yds-TD	0-0-0	2-0-0
Fumble Returns: Number-Yds-TD	0-0-0	0-0-0
Miscellaneous Yards	0	0
Possession Time	36:45	23:15
1st Quarter	10:49	4:11
2nd Quarter	8:24	6:36
3rd Quarter	9:29	5:31
4th Quarter	8:03	6:57
Third-Down Conversions	8 of 17	4 of 12
Fourth-Down Conversions	1 of 1	1 of 3
Red-Zone Scores-Chances	3-3	4-5
Touchdowns	3-3	4-5
Field goals	0-3	0-5
Sacks By: Number-Yards	1-4	2-10
PAT Kicks	3-4	3-3
Field Goals	1-3	0-1
Points off turnovers	7	7

## &gt;&gt;TAKING NOTE...

• In four seasons, Eastern Michigan coach Jim Harkema had the Hurons rise from 1-10 to 2-7-2 to 4-7 to 6-5. In his fifth season, they won 9 games in the regular season along with winning the MAC title, their first conference title since 1957.

• San Jose State, on the other hand, had been rising for years. They finished the season with one more victory than they did the year before as they won their 2nd straight Pacific Coast Athletic Association title, which was their third title in the decade, qualifying them for their third ever California Bowl.

• San Jose State was a 17½ point favorite coming into this game.

• Despite having winning seasons the following two years, the Hurons were not invited to a bowl game.

## EMU Pulls off Monumental Upset in the California Bowl

17-Point Underdog EMU Records 30-27 Win Over San Jose State

FRESNO, Calif. (EMU Eagles.com) — All of the preparation was complete. The daily practices were history as were all of the special events for "Bowl Week." Game time was finally here as the Eastern Michigan University Hurons were set to take on the San Jose State University Spartans in the 7th Annual California Bowl, Saturday, Dec. 12, 1987, at Bulldog Stadium in Fresno, California.

Head Coach Jim Harkema's Hurons were 17-point underdogs heading into the battle with the high-scoring Spartans of San Jose. While most people agreed with that pre-game prediction of an easy San Jose State win, the EMU team and its faithful fans knew that the Green and White would be prepared to pull off the major upset.

As the sun rose on game day, it looked like the weather would be perfect for a football game. There was plenty of sun and cool weather as dawn broke and before the final gun sounded late in the evening after a 1:30 p.m. start, there would be all sorts of changes in that weather report, from sun to a small spot of rain to fog to cool temps as the night closed in on the San Joaquin Valley.

One reporter described the climate on game day as, "A day that included sun, rain and fog could not dampen the competitive spirit of the Eastern Michigan University football team."

Despite all of the vagaries of the weather, the two teams matched up in a great battle of prolific offenses and hard-hitting defenses as EMU shocked the collegiate football world with a 30-27 victory.

Eastern, trailing 27-23 with just 3:59 left in the game, senior quarterback Ron Adams threw a long, arching pass to senior wide receiver Craig Ostrander for a 32-yard touchdown and Tim Henneshaan added the PAT kick to give Eastern the 30-27 lead. That would be the last score of the game as the Hurons' defense held on for one of the most memorable wins in school history.

Senior tailback Gary Patton would be voted the Most Valuable EMU player after rushing for 130 yards and one touchdown. The game was covered by a host of media representatives and the following leading paragraphs from printed newspaper stories captured the magic of the thrilling EMU bowl victory.

## It All Came Together for EMU at Cal Bowl

By Don VanderVeen-Ypsilanti Press

FRESNO, Calif.— Eastern Michigan University senior quarterback Ron Adams believed in it.

Tailback Gary Patton proclaimed it.

Coach Jim Harkema directed it.

And when it all came together, the Hurons lived one of the the greatest upset in college bowl game history with a thrilling 30-27 California Bowl victory over high-favored San Jose State in front of 24,000 fans at Bulldog Stadium Saturday.

The Hurons, who entered the game as a 17-point underdog, came from behind twice in the second half to give Harkema his "greatest win ever."

## Road Warriors Slay Spartans

By Doug Hill-Eastern Echo

FRESNO, Calif. — The long and winding road that had stops for the Eastern Michigan University football team in parts of Michigan and Ohio came to an end here in California Saturday as the Hurons upset the San Jose State University Spartans, 30-27, in California Bowl VII.

They returned home Sunday as the first Mid-American Conference team in the last three years to win the contest, and now have the respect of many west coast football fans.

## Hurons Win on TD Pass Late in Game

By Mick McCabe-The Detroit Free Press

FRESNO, Calif. — Unbelievable.

EMU, the unloved stepchild of the Mid-American Conference, pulled off the biggest upset in school history Saturday when it dumped heavily favored San Jose State University, 30-27, in the California Bowl.

The EMU defense contained San Jose's heralded QB Mike Perez while the EMU offense used the passing of quarterback Ron Adams and the running of tailback Gary Patton to end the Pacific Coast Athletic Association's domination over the MAC.

## Hurons' Harkema Savors Cal Bowl Win

By Justice B. Hill-USA Today

FRESNO, Calif.—As usual, Coach Jim Harkema wouldn't speak of the past. Why spoil the greatest moment in EMU's football history.

"We told them, 'Win this one for yourselves and don't worry about anybody else,' Harkema said after the Hurons upset San Jose State, 30-27, in Saturday's California Bowl. "And they went out and got it."

## &gt;&gt;Scoring Summary

Qtr	Time	Team	Scoring Play	Plays	TOP	Score
1st	09:39	EMU	FOSTER, Bob 1 yd run (HENNEGHAN, Tim kick)	10-42	5:21	7-0
1st	07:19	SJSU	JACKSON, Kenny 6 yd run (OLIVAREZ, Sergio kick)	7-70	2:15	7-7
1st	01:51	EMU	HENNEGHAN, Tim 42 yd field goal	11-57	5:23	10-7
2nd	09:00	EMU	FOSTER, Bob 1 yd run (HENNEGHAN, Tim kick)	4-13	1:48	17-7
2nd	01:20	SJSU	KLUMP, Bill 1 yd pass from SAXON, James (OLIVAREZ, Sergio kick)	5-25	0:58	17-14
3rd	02:24	SJSU	JOHNSON, Johnny 12 yd pass from PEREZ, Mike (OLIVAREZ, Sergio kick)	6-51	2:20	17-21
4th	14:55	EMU	PATTON, Gary 15 yd run (HENNEGHAN, Tim kick failed)	6-58	2:21	23-21
4th	09:36	SJSU	SAXON, James 15 yd run (PEREZ, Mike pass failed)	6-71	2:23	23-27
4th	03:59	EMU	OSTRANDER, Craig 32 yd pass from ADAMS, Ron (HENNEGHAN, Tim kick)	7-72	4:01	30-27

## EASTERN MICHIGAN

RUSHING	No.	Net	TD	Lg	Avg.
PATTON, Gary	24	146	1	34	6.1
ADAMS, Ron	9	30	0	16	3.3
FOSTER, Bob	11	29	2	8	2.6
NASH, Chuck	5	11	0	5	2.2
BAENZIGER, Dan	1	4	0	4	4.0
JOHNSON, Jimmy	6	-4	0	4	-0.7
TEAM	2	-4	0	0	-2.0
Totals...	58	212	3	34	3.7

PASSING	Cmp-Att-Int	Yds	TD	Long
ADAMS, Ron	7-12-2	100	1	32
PATTON, Gary	1-1-0	13	0	13
Totals...	8-13-2	113	1	32

RECEIVING	No.	Yds	TD	Lg
PATTON, Gary	3	28	0	28
OSTRANDER, Craig	2	46	1	32
ZIEGLER, Mark	2	26	0	18
ADAMS, Ron	1	13	0	13
Totals...	8	113	1	32

PUNTING	No.	Yds	Avg	Long	In20	TB
BANAITS, Ron	3	122	40.7	48	1	1
Totals...	3	122	40.7	48	1	1

## SAN JOSE STATE

RUSHING	No.	Net	TD	Lg	Avg.
JACKSON, Kenny	14	52	1	23	3.7
SAXON, James	4	33	1	15	8.2
PEREZ, Mike	1	-4	0	0	-4.0
Totals...	19	81	2	23	4.3

PASSING	Cmp-Att-Int	Yds	TD	Long
PEREZ, Mike	27-40-0	288	1	29
SAXON, James	1-1-0	1	1	1
WELLS, Tim	0-1-0	0	0	0
Totals...	28-42-0	289	2	29

RECEIVING	No.	Yds	TD	Lg
JACKSON, Kenny	6	44	0	15
LIGGINS, Guy	5	58	0	18
McCLOUD, Willie	5	38	0	13
JOHNSON, Johnny	4	26	1	12
ROBERTS, Kenny	3	61	0	29
KLUMP, Bill	3	45	1	25
SAXON, James	2	17	0	17
Totals...	28	289	2	29

PUNTING	No.	Yds	Avg	Long	In20	TB
DIEHL, Tom	3	96	32.0	35	0	0
Totals...	3	96	32.0	35	0	0





## 2016 Popeyes Bahamas Bowl

Eastern Michigan	0	0	17	3	--	20
Old Dominion	3	7	7	7	--	24

Dec 23, 2016 | Thomas A. Robinson Stadium | Nassau, Bahamas | 1:03 p.m. | Attendance: 13,422



## Team Totals

	EMU	ODU
FIRST DOWNS	28	20
Rushing	8	13
Passing	16	7
Penalty	4	0
NET YARDS RUSHING	170	206
Rushing Attempts	38	39
Average Per Rush	4.5	5.3
Rushing Touchdowns	0	0
Yards Gained Rushing	177	222
Yards Lost Rushing	7	16
NET YARDS PASSING	300	188
Completions-Attempts-Int	26-47-1	11-20-1
Average Per Attempt	6.4	9.4
Average Per Completion	11.5	17.1
Passing Touchdowns	2	3
TOTAL OFFENSE YARDS	470	394
Total offense plays	85	59
Average Gain Per Play	5.5	6.7
Fumbles: Number-Lost	1-0	0-0
Penalties: Number-Yards	3-15	5-65
PUNTS-YARDS	3-115	4-158
Average Yards Per Punt	38.3	39.5
Net Yards Per Punt	31.7	39.5
Inside 20	2	2
50+ Yards	0	0
Touchbacks	1	0
Fair catch	2	2
KICKOFFS-YARDS	5-313	5-295
Average Yards Per Kickoff	62.6	59.0
Net Yards Per Kickoff	37.0	41.2
Touchbacks	2	0
Punt returns: Number-Yards-TD	1-0-0	0-0-0
Average Per Return	0.0	0.0
Kickoff returns: Number-Yds-TD	5-89-0	3-78-0
Average Per Return	17.8	26.0
Interceptions: Number-Yds-TD	1-27-0	1-0-0
Fumble Returns: Number-Yds-TD	0-0-0	0-0-0
Miscellaneous Yards	0	0
Possession Time	32:30	27:30
1st Quarter	6:07	8:53
2nd Quarter	9:23	5:37
3rd Quarter	10:32	4:28
4th Quarter	6:28	8:32
Third-Down Conversions	13 of 20	5 of 11
Fourth-Down Conversions	0 of 1	1 of 1
Red-Zone Scores-Chances	4-5	2-2
Touchdowns	2-5	1-2
Field goals	2-5	1-2
Sacks By: Number-Yards	1-5	0-0
PAT Kicks	2-2	3-3
Field Goals	2-2	1-1
Points off turnovers	0	7

## &gt;&gt;TAKING NOTE...

• EMU broke a Popeyes Bowl record for total plays (85) and pass attempts (47).

• Quarterback Brogan Roback broke a Popeyes Bowl record for passing attempts.

• Roback became the fourth different quarterback in Popeyes Bowl history to throw for at least 300 yards.

• ODU's Denzel Williams and EMU's Vince Calhoun became the fourth and fifth players in Popeyes Bowl history to record an interception.

• Jaron Johnson set a bowl record with five kickoff returns and with 89 kickoff return yards.

• Paul Fricano kicked two field goals to break a Popeyes Bowl record. He also tied the record for attempts with two.

• EMU broke a PBB record with 13 third-down conversions. It also broke a record with 20 third-down attempts.

## Eagles Fall Short in 2016 Bahamas Bowl to Old Dominion

Eastern out-gained ODU, 470-394, including 300-188 in the air

NASSAU, Bahamas (EMU/Eagles.com) – The Eastern Michigan University football team played a hard fought game, but ultimately fell short in the 2016 Popeyes Bahamas Bowl, 24-20, Friday afternoon, Dec. 23 at Thomas A. Robinson Stadium. The Eagles completed the season with their first winning record since 1995, finishing 7-6.

The Eastern passing game carried the day for the Eagles, as redshirt junior **Brogan Roback** had 300 yards passing on 26 completions and two scores. Staying true to the theme of the season, Roback spread the love, completing passes to seven receivers.

Redshirt freshman **Dieuly Aristilde** was the leading receiver with 80 yards on seven receptions. Catching the TD passes were juniors **Sergio Bailey II** and **Johnnie Niupalau**. Sophomore **Eddie Daugherty** finished as the second leading wide out, catching six passes for 72 yards.

As a team, EMU outgained ODU (10-3, 7-1 C-USA) by a 470-394 margin, including 300-188 in the air. Eastern was also extremely efficient in the clutch, making the line to gain 13 times on third down. On the defense, redshirt sophomore **Kyle Rachwal** finished the game as the leading tackler with eight stops. Freshman **Vince Calhoun** also notched his third interception of the season, which was the first INT in bowl history for EMU.

The Eagles began the game kicking off, giving ODU the first chance to put up points. The Monarchs were stymied on a third-and-short near midfield after a pair of first downs, and set up to punt. They faked the play, instead snapping it to a running back that scrambled for a first down, to keep the drive going.

Old Dominion eventually worked its way down to the 17, before being stopped again. A 34-yard field goal capped the 16-play, 58-yard drive, and opened the scoring at 3-0.

On the field for the first time, EMU's offense got started with a pair of rushes from redshirt sophomore **Ian Eriksen** of six and 11 yards for a first down. A pass of five set the Eagles up near midfield, but the ODU defense held strong after that, stuffing EMU on three straight plays to force a turnover-on-downs.

Following a quick three-and-out, the Eagles got the ball back on their own one following a pin punt. This time, EMU used the passing game to get out of the shadow of the endzone, as Roback found Daugherty for gains of six and nine to advance to the 16. After a short rush, Roback connected with Daugherty for a 20-yard pass to set EMU at the 38.

The offense kept ticking, with an 11-yard completion to Aristilde, getting Eastern to the 49. From there, the ODU defense once again stood up, forcing an EMU punt, which sailed into the endzone for a touchback, and also ended the first quarter with the score sitting at 3-0.

Starting the second quarter, Eastern got its first big break when on a long pass, Calhoun undercut it and made a spectacular interception, and proceeded to return it 27 yards to the EMU 45. With the spark of the turnover, the Eagle offense went back to work.

The drive started with a five-yard rush from Eriksen, but a negative four-yard rush set up third and long near midfield. Once again, Roback found the trusty Daugherty for a long gain of 29 to the ODU 25.

Deep in Monarch territory for the first time, Eastern ran three times for a first down to the 13. On first and 10 in the redzone, Roback was picked off in the endzone, halting the potential scoring drive.

With a turnover of its own, ODU went on to turn its interception into points six plays later, on a 47-yard touchdown strike, making the tally 10-0 with just under eight minutes until the half.

On the next two drives, EMU and ODU chewed up a lot of clock, but both could not get any more points on the board, giving Eastern one last drive starting with just over a minute until the half.

Starting at its own 10, Eastern got to work looking for points before the half. Behind the arm of Roback, the Eagles quickly got down into ODU territory on passes to Aristilde, and Bailey II. On the 40 yard line, and with just a few ticks left on the clock, Roback found redshirt sophomore **Blake Banham** to get to the 24, but there was too few seconds left, and the Eastern spike did not count, ending the half at 10-0.

Out of the locker rooms, EMU began with possession to start the second half. Picking up where they left off, Roback got Eastern near midfield on a 22-yard strike to Bailey II. After two stalled plays, Roback found senior **Sam Browning** for a 24-yard completion on third and nine to give Eastern the first down at the ODU 29.

A Banham rush for six, and a pass interference penalty put the Eagles into the redzone for the second time, and this time they capitalized. On third and goal, Roback found Bailey II in the corner of the endzone for the five-yard touchdown strike, putting Eastern on the board 10-7 with 12 minutes left in the third quarter.

The Old Dominion offense responded with immediacy on its next drive, as the Monarchs moved with ease for a five-play, 72-yard touchdown drive which was capped off by a 31-yard pass. The two-minute drive made it 17-7 with just under 10 minutes remaining in the third.

EMU did not back down following the quick touchdown strike though, as the Green and White kept the second half shootout going with another long scoring drive. Starting at the 29, Roback continued to sling it, finding Bailey II on third and seven for 16 yards to get to midfield. On the next play, redshirt freshman **Breck Turner** broke a 30-yard rush to bust Eastern deep into ODU territory.

A pass to Niupalau and another Turner rush put Eastern in the redzone. On second and four from the five, Roback once again dropped a dime into the corner, this time to Niupalau, for his second TD pass of the game, tightening the score back to 17-14 with 7:25 on the clock.

The Eagle defense did not allow ODU to answer back this time, as the ferocious front line held the Monarchs in check. Redshirt senior **Pat O'Connor** started with a knocked down pass, which was followed by a stopped run for one yard. On third down, O'Connor and redshirt sophomore **Jeremiah Harris**, as well as a host of other linemen, finally sacked the ODU QB to force the punt.

Eastern continued the second half momentum on its third drive of the half, putting up points on its third straight possession to tie the game. Starting at the 27, Roback completed a pass of five, and followed it with a rush for 12 to the 44. Facing yet another third down, Roback found Bailey II once again in the clutch for 12 for a first down.

After a pass interference advanced the ball to the 29, Roback found a seam for a 10-yard pickup into the redzone. Despite getting it to the seven, the drive ultimately stalled, but redshirt freshman **Paul Fricano** was true from 24 yards out capping the 14-play drive, and tying the ball game into the fourth quarter, 17-17.

Coming out of the final break, ODU got back on track with a seven-play, 72-yard touchdown drive to put the Monarchs back on top, 24-17, with 12:56 remaining in the game.

Needing to keep pace, Eastern embarked on its first drive of the final frame. A huge 38-yard pass to Aristilde on the second play got EMU into ODU territory, which was followed immediately by a 23-yard rush from Banham to set up EMU at the 14 just three plays into the drive.

Banham continued to grind, getting first down and goal from the four after a pair of rushes. With first and goal though, the ODU defense kept EMU out of the endzone and away from tying the game. Fricano drilled the chip shot, making it 24-20 with 9:08 left to go in the contest.

Eastern's defense turned up clutch on the ensuing possession, forcing just its second three and out of the game to get the ball back with eight minutes to play. ODU's defense was equally stout though, getting a three and out of its own to force a punt. During the punt though, a 15-yard penalty was called against Old Dominion, keeping EMU's drive alive.

Picking back up at the 50-yard line, Eastern once again could not find a rhythm, as another three and out forced the punt anyways, and ODU regained possession with just 5:21 left to go in the game.

The Eagles did not get the ball back, and ODU picked up enough first downs to run out the clock, and seal the 24-20 defeat for EMU.

## &gt;&gt;Scoring Summary

Qtr	Time	Team	Scoring Play	Plays	TOP	Score
1st	07:43	ODU	DAVIS, Brad 34 yd field goal	16-58	7:17	0-3
2nd	07:59	ODU	PASCAL, Zach 47 yd pass from WASHINGTON, D. (DAVIS, Brad kick)	6-80	2:23	0-10
3rd	12:04	EMU	BAILEY, Sergio 5 yd pass from ROBACK, Brogan (FRICANO, Paul kick)	9-76	2:50	7-10
3rd	09:50	ODU	FULGHAM, Travis 31 yd pass from WASHINGTON, D. (DAVIS, Brad kick)	5-72	2:08	7-17
3rd	07:25	EMU	NIUPALAU, Johnnie 5 yd pass from ROBACK, Brogan (FRICANO, Paul kick)	7-71	2:20	14-17
3rd	00:12	EMU	FRICANO, Paul 24 yd field goal	14-66	5:11	17-17
4th	12:56	ODU	DUHART, J. 5 yd pass from WASHINGTON, D. (DAVIS, Brad kick)	7-72	2:09	17-24
4th	09:08	EMU	FRICANO, Paul 19 yd field goal	10-77	3:39	20-24

## EASTERN MICHIGAN

RUSHING	No.	Net	TD	Lg	Avg.
BANHAM, Blake	13	63	0	23	4.8
TURNER, Breck	8	48	0	30	6.0
ERIKSEN, Ian	9	30	0	11	3.3
ROBACK, Brogan	6	28	0	12	4.7
DAUGHERTY, Eddie	1	5	0	5	5.0
HOLDER, Isaac	1	-4	0	0	-4.0
<b>Totals...</b>	<b>38</b>	<b>170</b>	<b>0</b>	<b>30</b>	<b>4.5</b>

PASSING	Cmp	Att	Int	Yds	TD	Long
ROBACK, Brogan	26	46	1	300	2	38
TEAM	0	1-0	0	0	0	0
<b>Totals...</b>	<b>26</b>	<b>47</b>	<b>1</b>	<b>300</b>	<b>2</b>	<b>38</b>

RECEIVING	No.	Yds	TD	Lg
ARISTILDE, Dieuly	7	80	0	38
DAUGHERTY, Eddie	6	72	0	29
BAILEY, Sergio	5	69	1	22
NIUPALAU, Johnnie	4	31	1	11
BANHAM, Blake	2	18	0	16
BROWNING, Sam	1	24	0	24
TURNER, Breck	1	6	0	6
<b>Totals...</b>	<b>26</b>	<b>300</b>	<b>2</b>	<b>38</b>

PUNTING	No.	Yds	Avg	Long	In20	TB
BARNES, Austin	3	115	38.3	48	2	1
<b>Totals...</b>	<b>3</b>	<b>115</b>	<b>38.3</b>	<b>48</b>	<b>2</b>	<b>1</b>

## OLD DOMINION

RUSHING	No.	Net	TD	Lg	Avg.
LAWRY, Ray	23	133	0	23	5.8
COX, Jeremy	10	47	0	15	4.7
PASCAL, Zach	3	25	0	10	8.3
WASHINGTON, D.	2	2	0	7	1.0
TEAM	1	-1	0	0	-1.0
<b>Totals...</b>	<b>39</b>	<b>206</b>	<b>0</b>	<b>23</b>	<b>5.3</b>

PASSING	Cmp	Att	Int	Yds	TD	Long
WASHINGTON, D.	11	20	1	188	3	47
<b>Totals...</b>	<b>11</b>	<b>20</b>	<b>1</b>	<b>188</b>	<b>3</b>	<b>47</b>

RECEIVING	No.	Yds	TD	Lg
DUHART, J.	3	45	1	35
PASCAL, Zach	2	53	1	47
VAUGHN, Melvin	2	46	0	32
LAWRY, Ray	2	14	0	11
FULGHAM, Travis	1	31	1	31
HARPER, Isaiah	1	-1	0	0
<b>Totals...</b>	<b>11</b>	<b>188</b>	<b>3</b>	<b>47</b>

PUNTING	No.	Yds	Avg	Long	In20	TB
CATE, Bailey	4	158	39.5	43	2	0
<b>Totals...</b>	<b>4</b>	<b>158</b>	<b>39.5</b>	<b>43</b>	<b>2</b>	<b>0</b>





## 2018 Raycom Media Camellia Bowl

Georgia Southern	7	10	0	6	--	23
Eastern Michigan	0	7	7	7	--	21

Dec. 15, 2018 | Cramton Bowl | Montgomery, Ala. | 4:40 p.m. CT | Attendance: 17,710



Team Totals	GS	EMU
FIRST DOWNS	18	14
Rushing	16	5
Passing	2	9
Penalty	0	0
NET YARDS RUSHING	331	97
Rushing Attempts	58	24
Average Per Rush	5.7	4.0
Rushing Touchdowns	2	0
Yards Gained Rushing	354	98
Yards Lost Rushing	23	1
NET YARDS PASSING	33	204
Completions-Attempts-Int	4-7-0	17-26-0
Average Per Attempt	4.7	7.8
Average Per Completion	8.2	12.0
Passing Touchdowns	0	3
TOTAL OFFENSE YARDS	364	301
Total offense plays	65	50
Average Gain Per Play	5.6	6.0
Fumbles: Number-Lost	3-0	0-0
Penalties: Number-Yards	4-25	4-25
PUNTS-YARDS	5-153	5-199
Average Yards Per Punt	30.6	39.8
Net Yards Per Punt	27.8	35.8
Inside 20	1	2
50+ Yards	0	1
Touchbacks	0	1
Fair catch	2	2
KICKOFFS-YARDS	4-260	4-232
Average Yards Per Kickoff	65.0	58.0
Net Yards Per Kickoff	40.0	39.2
Touchbacks	4	2
Fair Catch Yards	0	20
Punt returns: Number-Yards-TD	0-0-0	1-14-0
Average Per Return	0.0	14.0
Kickoff returns: Number-Yds-TD	1-25-0	0-0-0
Average Per Return	25.0	0.0
Interceptions: Number-Yds-TD	0-0-0	0-0-0
Fumble Returns: Number-Yds-TD	0-0-0	0-0-0
Miscellaneous Yards	0	0
Possession Time	37:38	22:22
1st Quarter	11:15	3:45
2nd Quarter	9:14	5:46
3rd Quarter	9:24	5:36
4th Quarter	7:45	7:15
Third-Down Conversions	4 of 12	4 of 11
Fourth-Down Conversions	1 of 1	1 of 2
Red-Zone Scores-Chances	2-2	2-2
Touchdowns	1-2	2-2
Field goals	1-2	0-2
Sacks By: Number-Yards	1-1	1-2
PAT Kicks	2-2	3-3
Field Goals	3-3	0-0
Points off turnovers	0	0

## &gt;&gt;TAKING NOTE...

• The five Camellia Bowl games have been decided by 17 total points

• The Georgia Southern-Eastern Michigan game was the lowest scoring game in Camellia Bowl history

• The two-point margin tied the closest margin in bowl history (Appalachian State defeated Ohio 31-29 (last second FG) in 2015)

• Eastern Michigan out-gained Georgia Southern 128-39 in the third quarter

• Matthew Sexton blocked a punt on the opening possession of the second quarter. It was the first blocked kick of any kind in Camellia Bowl history. The blocked punt gave the EMU a first down at mid-field and led to first TD of the game

• Glass threw a 75-yard TD pass to Arthur Jackson as EMU cut the lead to 17-14. The 75-yard TD pass was the second-longest TD pass in Camellia Bowl history and the third-longest scoring play in Camellia Bowl history

• The Eagles drove 52 yards in nine plays for the winning score. Werts converted a fourth-and-10 from the GS 41 yard line to set up game-winning FG

## Eastern Bested By Walk-Off Field Goal at the Camellia Bowl

EMU's touchdown with 3:33 left in the game overshadowed by GS's walk-off field goal

MONTGOMERY, Ala. (EMUEagles.com) – A 40-yard field goal by Georgia Southern University's Tyler Bass as time expired decided the 2018 Raycom Media Camellia Bowl, as the Eastern Michigan University football team fell, 23-21, Saturday, Dec. 15 at the Cramton Bowl here in Montgomery, Ala.

As one would expect with a game involving EMU, which played in eight games this season decided by a touchdown or less, the Camellia Bowl was a tight one with neither team ever leading by more than 10 points. There were two lead changes in the final four minutes with Eastern Michigan taking a 21-20 lead with 3:33 remaining thanks to a five-yard touchdown pass from quarterback Mike Glass III to Arthur Jackson III on a fourth-and-4. However, Georgia Southern marched right back down the field, and on a fourth-and-10, Eagles quarterback Shai Werts rushed 29 yards to put his team in field goal position. Three plays later, Bass gave his team the win.

EMU closed the 2018 season with a 7-6 record (5-3 Mid-American Conference), its first winning conference record since 1995 and first US bowl appearance in 31 years. With the win, Georgia Southern earned its first 10-win season at the FBS level, ending the year 10-3 (6-2 Sun Belt Conference).

Bass' game-winning field goal was the second in the brief history of the bowl. Appalachian State kicker Zach Matrics' 23-yard FG as time expired lifted the Mountaineers to a 31-29 win over Ohio in 2015. The five Camellia Bowl games have been decided by 17 total points and all five have come down to the final minutes.

The Eagles' offensive efforts through the air outpaced Georgia Southern, 204 to just 33, as Glass III tied the Camellia Bowl record with three touchdown passes to finish 17-for-25 and three touchdowns. Jackson III led the Eagles receivers with 86 yards on three receptions, including two of EMU's three touchdowns with grabs of five and 75. Senior captain Blake Banham was targeted a team-high seven times, pulling down six receptions for 44 yards.

EMU's defense did its best to try win the contest, holding GS to only 104 total yards after the intermission as they finished with 364, including 331 on the ground. In his final game in the Green and White, senior linebacker Kyle Rachwal led the Eagles' defensive efforts, tallying 12 tackles on the evening. Junior Maxx Crosby added a tackle-for-loss to finish with eight stops, while senior Jaylen Pickett added a nine-tackle performance.

The game started with consecutive series resulting in three-and-out efforts from both squads. On their second series, Georgia Southern scored the first points of the matchup, driving from the EMU five-yard line on a 15-play, 95-yard scoring drive.

Eastern Michigan came back with a strong effort, as Willie Parker's 10-yard rush up the middle gave the Eagles their first first-down of the game. The Eagles drove down the field with another Parker rush, but were ultimately stopped at midfield after a false start penalty was too much to overcome.

The Green and White quickly got the ball back, as EMU's defense stepped up to stop GS's ensuing drive with a huge stop on third-and-long from senior Brody Hoying.

On the following play, junior Matthew Sexton blocked Georgia Southern's punt attempt, as the kick trickled just 11 yards to mid-field. The block was the first in Camellia Bowl history and the third by EMU this year.

Eastern Michigan used the field positioning from Sexton in a six-play scoring drive to add seven to the board. The drive saw sophomore Tyler Lyle's first-ever collegiate pass reception on the drive's scoring play, a one-yard rollout pass from Glass III. EMU used its strong passing game to get down the field, as the series was highlighted by a 20-yard catch by junior Isaac Holder and a 17-yard reception from freshman standout Dylan Drummond.

Georgia Southern quickly came back with their own touchdown to re-take the lead, before knocking in a 50-yard field goal to end the half. GS held a 17-7 advantage at the break.

Eastern used its first possession of the second half to close its scoring gap. On the Green and White's first play from scrimmage, Glass III threw a 75-yard touchdown pass to junior Jackson III for the second-longest pass play in bowl history.

EMU's defense came out of the locker-room just as stout as the offense, forcing the Georgia Southern Eagles offensive off the field on the following drive in just five plays. The Green and White defense held GS scoreless throughout the third quarter, keeping the score at 17-14 through 45 minutes of play.

A 35-yard field goal made increased Georgia Southern's lead to six points in the fourth quarter. EMU kept the Eagles to just three points with a big stop from junior Hunter Andrews and freshman CJ Hunt on third-and-nine from the Green and White's redzone.

## &gt;&gt;Scoring Summary

Qtr	Time	Team	Scoring Play	Plays	TOP	Score
1st	01:52	GS	S. Werts 26 yd run (T. Bass kick)	15-95	9:01	7 - 0
2nd	07:53	EMU	LYLE, Tyler 1 yd pass from GLASS, Mike (RYLAND, Chad kick)	6-50	3:15	7 - 7
2nd	03:48	GS	S. Werts 5 yd run (T. Bass kick)	7-82	4:05	14 - 7
2nd	00:00	GS	T. Bass 50 yd field goal	9-29	2:46	17 - 7
3rd	14:47	EMU	JACKSON, Arthur 75 yd pass from GLASS, Mike (RYLAND, Chad kick)	1-75	0:13	17 - 14
4th	09:49	GS	T. Bass 35 yd field goal	8-38	4:12	20 - 14
4th	03:33	EMU	JACKSON, Arthur 5 yd pass from GLASS, Mike (RYLAND, Chad kick)	16-75	6:16	20 - 21
4th	00:00	GS	T. Bass 40 yd field goal	9-52	3:33	23 - 21

## EASTERN MICHIGAN

RUSHING	No.	Net	TD	Lg	Avg.
PARKER, Willie	9	44	0	13	4.9
ERIKSEN, Ian	7	24	0	8	3.4
GLASS, Mike	6	21	0	14	3.5
BANHAM, Blake	1	5	0	5	5.0
MACKEY, Karmi	1	3	0	3	3.0
<b>Totals...</b>	<b>24</b>	<b>97</b>	<b>0</b>	<b>14</b>	<b>4.0</b>

PASSING	Cmp	Att	Int	Yds	TD	Long
GLASS, Mike	17	25	0	204	3	75
HOLDER, Isaac	0	1	0	0	0	0
<b>Totals...</b>	<b>17</b>	<b>26</b>	<b>0</b>	<b>204</b>	<b>3</b>	<b>75</b>

RECEIVING	No.	Yds	TD	Lg
BANHAM, Blake	6	44	0	14
JACKSON, Arthur	3	86	2	75
HOLDER, Isaac	2	28	0	20
DRUMMOND, Dylan	2	19	0	17
SEXTON, Matthew	1	18	0	18
MACKEY, Karmi	1	5	0	5
PARKER, Willie	1	3	0	3
LYLE, Tyler	1	1	1	1
<b>Totals...</b>	<b>17</b>	<b>204</b>	<b>3</b>	<b>75</b>

PUNTING	No.	Yds	Avg	Long	In20	TB
JULIEN, Jake	5	199	39.8	54	2	1
<b>Totals...</b>	<b>5</b>	<b>199</b>	<b>39.8</b>	<b>54</b>	<b>2</b>	<b>1</b>

## GEORGIA SOUTHERN

RUSHING	No.	Net	TD	Lg	Avg.
W. Kennedy	9	107	0	46	11.9
W. Fields	23	91	0	7	4.0
S. Werts	16	79	2	29	4.9
M. Garrett	7	37	0	12	5.3
L. Anthony	1	13	0	0	13.0
D. Anderson	1	6	0	6	6.0
TEAM	1	-2	0	0	-2.0
<b>Totals...</b>	<b>58</b>	<b>331</b>	<b>2</b>	<b>46</b>	<b>5.7</b>

PASSING	Cmp	Att	Int	Yds	TD	Long
S. Werts	4	7	0	33	0	15
<b>Totals...</b>	<b>4</b>	<b>7</b>	<b>0</b>	<b>33</b>	<b>0</b>	<b>15</b>

RECEIVING	No.	Yds	TD	Lg
M. Garrett	2	5	0	3
E. Richardson	1	15	0	15
M. Murray	1	13	0	13
<b>Totals...</b>	<b>4</b>	<b>33</b>	<b>0</b>	<b>15</b>

PUNTING	No.	Yds	Avg	Long	In20	TB
TEAM	1	11	11.0	11	0	0
M. Bauerle	4	142	35.5	44	1	0
<b>Totals...</b>	<b>5</b>	<b>153</b>	<b>30.6</b>	<b>44</b>	<b>1</b>	<b>0</b>



## 2019 Quick Lane Bowl

Pittsburgh	0	17	3	14	--	34
Eastern Michigan	10	10	0	10	--	30

Dec. 26, 2019 | Ford Field | Detroit, Mich. | 8:05 p.m. | Attendance: 34,765



Team Totals	PITT	EMU
<b>FIRST DOWNS</b>	22	27
Rushing	5	9
Passing	16	16
Penalty	1	2
<b>NET YARDS RUSHING</b>	96	127
Rushing Attempts	29	36
Average Per Rush	3.3	3.5
Rushing Touchdowns	1	1
Yards Gained Rushing	148	146
Yards Lost Rushing	52	19
<b>NET YARDS PASSING</b>	361	311
Completions-Attempts-Int	27-39-0	28-51-1
Average Per Attempt	9.3	6.1
Average Per Completion	13.4	11.1
Passing Touchdowns	3	2
<b>TOTAL OFFENSE YARDS</b>	457	438
Total offense plays	68	87
Average Gain Per Play	6.7	5.0
Fumbles: Number-Lost	3-1	0-0
Penalties: Number-Yards	4-36	3-40
<b>PUNTS-YARDS</b>	5-224	5-246
Average Yards Per Punt	44.8	49.2
Net Yards Per Punt	42.0	47.4
Inside 20	0	4
50+ Yards	1	3
Touchbacks	0	0
Fair catch	2	1
<b>KICKOFFS-YARDS</b>	7-405	7-455
Average Yards Per Kickoff	57.9	65.0
Net Yards Per Kickoff	40.0	40.0
Touchbacks	5	6
Fair Catch Yards	44	0
Punt returns: Number-Yards-TD	1-9-0	2-14-0
Average Per Return	9.0	7.0
Kickoff returns: Number-Yds-TD	1-25-0	0-0-0
Average Per Return	25.0	0.0
Interceptions: Number-Yds-TD	1-14-0	0-0-0
Fumble Returns: Number-Yds-TD	0-0-0	1-5-0
Miscellaneous Yards	0	0
Possession Time	25:51	34:09
1st Quarter	6:59	8:01
2nd Quarter	5:38	9:22
3rd Quarter	7:14	7:46
4th Quarter	6:00	9:00
Third-Down Conversions	6 of 14	9 of 18
Fourth-Down Conversions	0 of 0	0 of 1
Red-Zone Scores-Chances	2-2	3-4
Touchdowns	2-2	2-4
Field goals	0-2	1-4
Sacks By: Number-Yards	2-13	2-27
PAT Kicks	4-4	3-3
Field Goals	2-3	3-3
Points off turnovers	3	7

## &gt;&gt;TAKING NOTE...

• Ranked as the 7th-best bowl game of 2019 by CBS Sports. "Finally, a game that featured a team not only coming back from an early deficit but doing so late."

• The game averaged 3.05 million viewers on ESPN, the largest audience in the short history of the game. Including the game's predecessor, the Little Caesars Bowl, it was the most-watched Detroit-based bowl game since 2013.

• EMU fans turned out in droves to cheer on its football team, helping establish a Quick Lane Bowl attendance record of 34,765.

• Eastern, which led for much of the game, ended up on the losing end of a 34-30 score following a Pitt touchdown with less than one minute remaining. Eastern amassed 438 total yards of offense against the nation's 11th ranked defense.

• Mike Glass surpassed Charlie Batch's single-season record for total offense. Glass had 3,597 yards of total offense (428 rushing, 3,169 passing), which Batch tallied 3,390 yards during the 1997 campaign. Glass was responsible for 394 total yards of offense on the night, as he finished 28-of-50 for 311 yards, two touchdown passes, and an interception, while leading the team with a career-high 21 rushes for 83 yards

## Last-Minute Touchdown Stuns Eagles at Quick Lane Bowl

### EMU's 48-yard field goal with six minutes remaining eclipsed by Panthers' late touchdown

**DETROIT, Mich. (EMU/Eagles.com)**—Playing in consecutive postseason bowl games for the first time in the program's 128-year history, the Eastern Michigan University football team only trailed for the final 47 seconds of the 2019 Quick Lane Bowl Thursday, Dec. 26, as the University of Pittsburgh claimed a 34-30 victory inside Ford Field. The largely Green and White-clad crowd of 34,765 had EMU's back throughout the contest, and the strong turnout helped set a new Quick Lane Bowl attendance record.

With the score knotted at 27 apiece, sophomore **Chad Ryland** may not have earned any style points on his 48-yard field-goal attempt from the left hash, but his kick succinctly wobbled through the uprights to put EMU back in front, 30-27, with exactly six minutes to go in regulation.

The Eagles (6-7, 3-5 MAC) regained possession after forcing a quick three-and-out, only for Pitt (8-5, 4-4 ACC) to answer with a three-and-out of their own. However, EMU managed to pin the Panthers deep in their own territory, as **Jake Julien** launched a 54-yard punt that rolled out of bounds at the nine-yard-line with 2:43 left in the fourth quarter.

Facing a 3rd-and-3 at his own 49, Panther quarterback Kenny Pickett threw a 23-yard strike to Shockkey Jacques-Louis to reach the EMU 28. Two plays later, Pickett completed a 25-yard touchdown pass to Taysir Mack to give Pitt its first and only lead of the night, 34-30, with all of 47 ticks remaining in the final frame.

With the Eagles' faithful still behind them, the Green and White had one last chance to notch their second Division I bowl win in program history. Although EMU converted a 3rd-and-14 from its own 25-yard-line when senior quarterback **Mike Glass III** connected with sophomore wideout **Hassan Beydoun** for a 19-yard gain, the Mid-American Conference outfit was unable to advance the ball any further as the Panthers held on for a four-point result. Playing in his final game for the Eagles, Glass surpassed **Charlie Batch's** single-season record for total offense. Glass now has 3,597 yards of total offense (428 rushing, 3,169 passing), which Batch tallied 3,390 yards during the 1997 campaign. Glass was responsible for 394 total yards of offense on the night, as he finished 28-of-50 for 311 yards, two touchdown passes, and an interception, while leading the team with a career-high 21 rushes for 83 yards and another touchdown.

Beydoun, who was surprised with a scholarship during a Secret Santa exchange as part of the week's festivities, had a career day in his postseason debut as he set personal-bests with nine catches and 113 receiving yards. Fellow sophomore **Quian Williams** added a pair of receptions for 68 yards, including a career-long 50-yard touchdown in the second quarter, while senior **Arthur Jackson** tied a career-high with seven catches for a total of 53 yards and a touchdown.

While Glass produced the bulk of EMU's ground game, senior **Shaq Vann** kept the chains moving with 13 carries for 48 yards. In all, the Eagles out-rushed the Panthers by a 127-96 count, and bested their opposition in first downs (27-22), plays (87-68), and time of possession (34:09-25:51). Additionally, the Green and White finished an even 50 percent on third-down conversions (9-of-18).

On the defensive side, senior **Kobie Beltram** showed a dozen tackles and a TFL, while fellow senior **Vince Calhoun** also reached double-figures with 11 tackles, a forced fumble, and 0.5 TFL. Freshman **Jerrold Vines** also forced a fumble, which senior **Brody Hoying** recovered during the first frame.

The Eagles received the ball to begin the contest, and opened the scoring on the strength of a 14-play, 57-drive lasting nearly five minutes. Glass connected with Jackson for five-yard pass on the first play from scrimmage, before using back-to-back quarterback keepers to set up 1st-and-10 at the EMU 37. After his pass intended for senior **Breck Turner** fell incomplete, Glass threw a nine-yard strike to sophomore **Dylan Drummond**, and then kept the ball himself to convert another 3rd-and-1 as the Green and White reached midfield.

EMU had no trouble entering Pitt's half of the field, as senior **Line Latu** was all alone on the right side for a 19-yard reception to advance to the Panthers' 31-yard-line. Beydoun made a nine-yard catch on a bubble screen two plays later, before Glass got into the red zone with a six-yard rush. The Eagles went on to seize a 3-0 lead when Ryland nailed a 35-yard field-goal attempt with 10:04 left in the first period.

The Panthers started its first offensive series with three straight completions, but a quarterback run of their own proved costly. After Pickett elected not to slide just short of the first-down marker, Vines ripped the ball free while Hoying picked up the loose change and gained five yards to set up a 1st-and-10 at the Eagles' 46.

EMU's dream start continued on the ensuing drive. Glass threw a three-yard screen to Vann, before Beydoun caught a pass for 35 yards to reach the Panthers' 16. After a defensive pass interference penalty handed the Eagles a 1st-and-goal at the Pitt 44-yard-line, Vann dove forward for a one-yard pickup, before Glass kept the ball and ran into the end zone to give the Green and White a 10-0 lead with 6:46 left in the opening quarter.

The Eagles picked up another defensive stop, as Alex Kessman hooked a 49-yard field-goal attempt wide to the left with 3:13 left in the first. Despite a three-and-out on their next drive, the Green and White maintained their 10-0 cushion as the first quarter came to an end.

The Panthers would get within one possession early in the second quarter. This time, Kessman made his 44-yard field goal attempted to slice the Eagles' lead to 10-3 with 13:43 remaining in the frame.

EMU appeared to have control of the field-position game when Julien's 50-yard punt was downed at the Pitt 44-yard-line. However, the Panthers knotted the score at 10 apiece with their longest play in program history, as Pickett reached Maurice Ffrench on a 96-yard touchdown pass with 11:57 left in the opening half.

However, the Green and White needed fewer than two minutes to reclaim the lead. Glass found sophomore **Jairus Grissom** for a 10-yard gain, which was followed by a 15-yard pass to Beydoun to get the ball to the 50. Two plays later, Glass threw a deep pass to the right that deflected into the hands of Williams, who raced into the end zone to make it 17-10 with 10:04 left in the second quarter. With his 50-yard strike, Glass surpassed Batch's single-season record for total offense.

The contest continued to sway back-and-forth as Pitt running back Vincent Davis reached paydirt with an eight-yard gain to even the score at 17 with 6:20 to go in the second stanza. EMU jumped ahead on its next drive, grinding out nine plays for 48 yards as Ryland knocked in a 45-yard attempt with 1:32 remaining in the second period. After Pitt threw two consecutive incompletions, a sack from freshman **Mikay Haney** forced the Panthers to punt, but the Eagles ran out of time on their final series of the first half as they took a 20-17 lead into the locker room.

Pitt recorded the only three points of the third quarter. It seemed as though the Eagles had their backs against the wall after Glass threw his only pick of the night, but Pitt had seven different players called for unsportsmanlike conduct, backing up the Panthers to the EMU 29. The Panthers continued to go the wrong way, and had to settle for a 51-yard field goal to tie the game at 20-20 with 4:16 left in the third.

The Eagles reached midfield by the end of the third quarter, and capped an 11-play, 63-yard drive with 10:45 left in the fourth quarter. Glass ran for a game-high 24 yards to get to the Pitt 13. Glass gained three yards on the ground two plays later, before converting a 3rd-and-7 with a 10-yard touchdown pass to Jackson.

Once again, the Panthers came from behind to level the score. Despite senior **Shawn Simeon's** sack that forced a 2nd-and-22 at the EMU 30, the Panthers crossed the goal line two plays later as Pickett found Jared Wayne for a 19-yard strike to knot the game at 27 apiece with 8:22 to go in regulation. The game continued to hang in the balance, but Ryland's late field goal was bested by Pitt's touchdown with 47 seconds on the clock.

## &gt;&gt;Scoring Summary

Qtr	Time	Team	Scoring Play	Plays	TOP	Score
1st	10:04	EMU	RYLAND, Chad 35 yd field goal	14-47	4:56	0-3
1st	06:46	EMU	GLASS, Mike 3 yd run (RYLAND, Chad kick)	5-59	2:00	0-10
2nd	13:43	PITT	Kessman, A 44 yd field goal	9-43	3:25	3-10
2nd	11:57	PITT	Ffrench, M 96 yd pass from Pickett, K (Kessman, A kick)	1-96	0:16	10-10
2nd	10:04	EMU	WILLIAMS, Quian 50 yd pass from GLASS, Mike (RYLAND, Chad kick)	4-75	1:53	10-17
2nd	06:20	PITT	Davis, V 8 yd run (Kessman, A kick)	8-75	3:44	17-17
2nd	01:32	EMU	RYLAND, Chad 45 yd field goal	9-48	4:48	17-20
3rd	04:16	PITT	Kessman, A 51 yd field goal	4-(-4)	2:11	20-20
4th	10:45	EMU	JACKSON, Arthur 10 yd pass from GLASS, Mike (RYLAND, Chad kick)	11-63	5:39	20-27
4th	08:22	PITT	Wayne, J 19 yd pass from Pickett, K (Kessman, A kick)	6-75	2:16	27-27
4th	06:00	EMU	RYLAND, Chad 48 yd field goal	9-44	2:22	27-30
4th	00:47	PITT	Mack, T 25 yd pass from Pickett, K (Kessman, A kick)	10-91	1:56	34-30

## PITTSBURGH

RUSHING	No.	Net	TD	Lg	Avg.
Davis, V	15	69	1	15	4.6
Jacques-Louis	1	17	0	17	17.0
Carter, V	3	12	0	6	4.0
Pickett, K	7	5	0	8	0.7
TEAM	1	-1	0	0	-1.0
Davis, A	1	-2	0	0	-2.0
Ffrench, M	1	-4	0	0	-4.0
<b>Totals...</b>	<b>29</b>	<b>96</b>	<b>1</b>	<b>17</b>	<b>3.3</b>

PASSING	Cmp-Att-Int	Yds	TD	Long
Pickett, K	27-39-0	361	3	96
<b>Totals...</b>	<b>27-39-0</b>	<b>361</b>	<b>3</b>	<b>96</b>

RECEIVING	No.	Yds	TD	Lg
Ffrench, M	12	165	1	96
Jacques-Louis	4	68	0	32
Wayne, J	3	46	1	19
Davis, V	2	27	0	28
Griffin-Stewart	2	10	0	6
Mack, T	1	25	1	25
Carter, V	1	10	0	10
Davis, A	1	5	0	5
Gragg, W	1	5	0	5
<b>Totals...</b>	<b>27</b>	<b>361</b>	<b>3</b>	<b>96</b>

PUNTING	No.	Yds	Avg	Long	In20	TB
Christodoulou	4	176	44.0	54	0	0
TEAM	1	48	48.0	48	0	0
<b>Totals...</b>	<b>5</b>	<b>224</b>	<b>44.8</b>	<b>54</b>	<b>0</b>	<b>0</b>

## EASTERN MICHIGAN

RUSHING	No.	Net	TD	Lg	Avg.
GLASS, Mike	21	83	1	24	4.0
VANN, Shaq	13	48	0	14	3.7
TURNER, Breck	1	2	0	2	2.0
GRISOM, Jairus	1	-6	0	0	-6.0
<b>Totals...</b>	<b>36</b>	<b>127</b>	<b>1</b>	<b>24</b>	<b>3.5</b>

PASSING	Cmp-Att-Int	Yds	TD	Long
GLASS, Mike	28-50-1	311	2	50
HUTCHINSON, P.	0-1-0	0	0	0
<b>Totals...</b>	<b>28-51-1</b>	<b>311</b>	<b>2</b>	<b>50</b>

RECEIVING	No.	Yds	TD	Lg
BEYDOUN, Hassan	9	113	0	35
JACKSON, Arthur	7	53	1	11
DRUMMOND, Dylan	4	10	0	9
VANN, Shaq	3	22	0	14
WILLIAMS, Quian	2	68	1	50
LATU, Line	2	35	0	19
GRISOM, Jairus	1	10	0	10
<b>Totals...</b>	<b>28</b>	<b>311</b>	<b>2</b>	<b>50</b>

PUNTING	No.	Yds	Avg	Long	In20	TB
JULIEN, Jake	5	246	49.2	54	4	0
<b>Totals...</b>	<b>5</b>	<b>246</b>	<b>49.2</b>	<b>54</b>	<b>4</b>	<b>0</b>





## 2021 LendingTree Bowl

Eastern Michigan	3	7	0	10	--	20
Liberty	13	20	16	7	--	56

Dec. 18, 2021 | Hancock Whitney Stadium | Mobile, Ala. | 5 p.m. CT | Attendance: 15,186



Team Totals	EMU	LIB
FIRST DOWNS	23	22
Rushing	9	10
Passing	12	8
Penalty	2	4
NET YARDS RUSHING	125	233
Rushing Attempts	39	35
Average Per Rush	3.2	6.7
Rushing Touchdowns	1	3
Yards Gained Rushing	153	247
Yards Lost Rushing	28	14
NET YARDS PASSING	254	295
Completions-Attempts-Int	28-44-1	14-26-1
Average Per Attempt	5.8	11.3
Average Per Completion	9.1	21.1
Passing Touchdowns	0	4
TOTAL OFFENSE YARDS	379	528
Total offense plays	83	61
Average Gain Per Play	4.6	8.7
Fumbles: Number-Lost	0-0	1-0
Penalties: Number-Yards	9-82	6-48
PUNTS-YARDS	5-232	3-146
Average Yards Per Punt	46.4	48.7
Net Yards Per Punt	46.6	47.0
Inside 20	2	1
50+ Yards	1	2
Touchbacks	0	0
Fair catch	2	0
KICKOFFS-YARDS	5-288	10-530
Average Yards Per Kickoff	57.6	53.0
Net Yards Per Kickoff	38.2	38.7
Touchbacks	3	4
Fair Catch Yards	0	80
Punt returns: Number-Yards-TD	1-5-0	3--1-0
Average Per Return	5.0	-0.3
Kickoff returns: Number-Yds-TD	2-43-0	2-22-0
Average Per Return	21.5	11.0
Interceptions: Number-Yds-TD	1-34-1	1-27-1
Fumble Returns: Number-Yds-TD	0-0-0	0-0-0
Miscellaneous Yards	0	0
Possession Time	37:23	22:37
1st Quarter	12:44	2:16
2nd Quarter	8:38	6:22
3rd Quarter	7:06	7:54
4th Quarter	8:55	6:05
Third-Down Conversions	6 of 17	3 of 9
Fourth-Down Conversions	1 of 4	1 of 2
Red-Zone Scores-Chances	2-4	3-3
Touchdowns	1-4	3-3
Field goals	1-4	0-3
Sacks By: Number-Yards	2-13	4-25
PAT Kicks	2-2	5-7
Field Goals	2-2	1-1
Points off turnovers	7	6

## &gt;&gt;TAKING NOTE...

• Liberty's interception-returned-for-touchdown with just over three minutes remaining in the first quarter of the game was the 10th in the bowl's 23-game history.

• Bryant finishes the season with 3,121 yards through the air. He is now one of just three players in program history to hit the 3,000-yard mark in a season, joining Charlie Batch (1997-3,280; 1995 - 3,177) and Mike Glass III (2019 - 3,169).

• With his 13th score of the season, Evans now ranks tied for fourth all-time in single-season scores at Eastern Michigan. His 13 touchdowns are the most for the Green and White in a single season since all-time leader Darius Jackson found the pay dirt 16 times in 2015.

• Beydoun finished the season with 94 receptions. That is good for the all-time program record in a single-season. Beydoun's 11-catch effort at the LendingTree Bowl put him ahead of Kevin Walter, who hauled in 93 balls in 2002.

• Beydoun now has 167 receptions in his career. That number is good for fourth-most in program history. Beydoun is on pace to take over the number one spot in the category. He sits just 81 receptions behind all-time leader Eric Deslauriers.

## Eastern Falls Short Against Liberty in 2021 LendingTree Bowl

The Eagles finished their season with a 7-6 overall record

**MOBILE, Ala. (EMUEagles.com)** -- The 130th season of Eastern Michigan University football officially came to a close, Dec. 18, 2021, with a tough, 56-20, setback to Liberty University in the LendingTree Bowl at Hancock Whitney Stadium in Mobile, Ala.

The Flames improved to 8-5 on the season while the Eagles dropped to 7-6.

Senior quarterback **Ben Bryant** led Eastern Michigan's passing attack with 200 yards through the air.

Sophomore **Samson Evans** led all Eagles rushers with 52 yards and one touchdown in the contest, picking up 4.0 yards per carry. Freshman **Darius Boone Jr.** also added 51 yards on the ground, averaging 4.2 yards per carry.

Junior wide out **Hassan Beydoun** pulled in 11 catches for 83 yards.

Senior **Jeff Hubbard** paced the Eastern Michigan defensive effort, totaling one interception. Senior defensive end **Turan Rush** added six tackles, 1.0 TFL, and one sack in the loss.

Both Eastern Michigan and Liberty forced one turnover in Saturday's contest, with Eastern Michigan turning that takeaway into seven points.

## How It Happened

Eastern Michigan took a 3-0 lead over Liberty after scoring the game's first points on the first drive of the game. Liberty then scored to take a 13-3 lead before the Eagles put a touchdown on the board to cut into the lead and make it a 13-10 game.

Eastern Michigan scored again with 5:26 left in the fourth quarter to narrow the advantage and make it a 56-13 game. The Eagles scored one more time in the contest, narrowing the gap to 56-20.

## Game Notes

» Eastern Michigan converted 6-of-17 third downs while Liberty was successful on 3-of-9.

» Senior **Terry Myrick** led the Eagles with eight tackles.

» EMU used its opening drive to go 66 yards over 14 plays and score a field goal. The drive was the fifth game-opener this season in which EMU came away with points.

» Bryant threw for 200 yards in the game on 23-of-36 passing. His performance moved him past 3,000 yards passing this season, the single-best mark of his career.

» Beydoun finished the game with 83 yards on 11 receptions. The effort was his team-leading sixth game of the season with five-or-more catches in a game. Beydoun finished the season with a team-best 94 receptions.

» EMU saw seven different pass catchers finish the contest with 10-or-more yards in the contest.

» Senior **Thomas Odukoya** brought down a 15-yard reception for the Eagles in the contest. That play was his second-longest haul of the season.

» Junior kicker **Chad Ryland** was a perfect 2-for-2 on field goal attempts in the game. Ryland finished the season hitting 18 consecutive field goals, the single-best stretch of his career.

» Hubbard made an impact in the secondary against Liberty, recording his first interception of the season (third career) and second-ever pick-six. His first score via an interception came in 2017, when he ran an INT back 46 yards for a score against Ball State, Nov. 2.

» Eastern's pick-six, via Hubbard, was the team's first since it ran back a 98-yard pick for a score at Wisconsin, Sept. 11.

» EMU was called for 9 penalties (82 total yards). This was just the sixth game for EMU with more than four penalties. Coming into the contest, EMU was the most disciplined team in the country in every major category.

» Senior punter **Jake Julien** booted five punts for 232 yards (46.4 per kick), with a long of 50. Julien ended his career with a punt of 50+ yards in three consecutive bowl games.

» Freshman **Zach Westmoreland** hauled in the team's longest reception of the game, a 21-yarder.

## &gt;&gt;Scoring Summary

Qtr	Time	Team	Scoring Play	Plays	TOP	Score
1st	07:48	EMU	RYLAND, Chad 27 yd field goal	14-66	7:12	3-0
1st	03:08	LIBERTY	STUBBS, DJ 54 yd pass from WILLIS, M. (BECK, B. kick)	5-85	1:32	3-7
1st	02:27	LIBERTY	THOMAS, S. 27 yd interception return (BECK, B. kick failed)			3-13
2nd	13:01	EMU	EVANS, Samson 2 yd run (RYLAND, Chad kick)	10-75	4:26	10-13
2nd	12:07	LIBERTY	GREEN, T.J. 34 yd run (STRICKER, J. kick failed)	3-75	0:54	10-19
2nd	06:22	LIBERTY	HUNTLEY, J. 20 yd pass from WILLIS, M. (BECK, B. kick)	12-88	3:32	10-26
2nd	00:16	LIBERTY	WILLIS, M. 2 yd run (BECK, B. kick)	6-63	1:56	10-33
3rd	11:02	LIBERTY	WILLIS, M. 35 yd run (TEAM rush failed)	2-52	0:34	10-39
3rd	07:08	LIBERTY	BECK, B. 43 yd field goal	5-19	1:32	10-42
3rd	02:44	LIBERTY	DOUGLAS, D. 3 yd pass from WILLIS, M. (BECK, B. kick)	9-73	3:22	10-49
4th	10:58	LIBERTY	SHAA, K. 64 yd pass from BENNETT, J. (BECK, B. kick)	1-64	0:08	10-56
4th	05:26	EMU	RYLAND, Chad 43 yd field goal	12-58	5:32	13-56
4th	04:29	EMU	Hubbard, Jeff 34 yd interception return (RYLAND, Chad kick)			20-56

## EASTERN MICHIGAN

RUSHING	No.	Net	TD	Lg	Avg.
EVANS, Samson	13	52	1	12	4.0
BOONE, Darius	12	51	0	11	4.2
MOSS, Bryson	3	14	0	14	4.7
HUTCHINSON, P.	5	13	0	9	2.6
SMITH, DJ	2	12	0	8	6.0
BRYANT, Ben	4	-17	0	1	-4.2
<b>Totals...</b>	<b>39</b>	<b>125</b>	<b>1</b>	<b>14</b>	<b>3.2</b>

PASSING	Cmp-Att-Int	Yds	TD	Long
BRYANT, Ben	23-36-1	200	0	21
HUTCHINSON, P.	5-8-0	54	0	18
<b>Totals...</b>	<b>28-44-1</b>	<b>254</b>	<b>0</b>	<b>21</b>

RECEIVING	No.	Yds	TD	Lg
BEYDOUN, Hassan	11	83	0	18
DRUMMOND, Dylan	6	51	0	19
KNUE, Tanner	4	35	0	15
CANNON, Bryson	2	28	0	16
SUMMERS, Dylan	2	16	0	15
WESTMORELAND, Zach	1	21	0	21
ODUKOYA, Thomas	1	15	0	15
BOONE, Darius	1	5	0	5
<b>Totals...</b>	<b>28</b>	<b>254</b>	<b>0</b>	<b>21</b>

PUNTING	No.	Yds	Avg	Long	In20	TB
JULIEN, Jake	5	232	46.4	50	2	0
<b>Totals...</b>	<b>5</b>	<b>232</b>	<b>46.4</b>	<b>50</b>	<b>2</b>	<b>0</b>

## LIBERTY

RUSHING	No.	Net	TD	Lg	Avg.
GREEN, T.J.	8	88	1	34	11.0
LOUIS, S.	11	72	0	17	6.5
WILLIS, M.	8	58	2	35	7.2
HENDERSON, T.	5	15	0	13	3.0
SALTER, K.	2	6	0	6	3.0
BENNETT, J.	1	-6	0	0	-6.0
<b>Totals...</b>	<b>35</b>	<b>233</b>	<b>3</b>	<b>35</b>	<b>6.7</b>


PASSING	Cmp-Att-Int	Yds	TD	Long
WILLIS, M.	13-24-0	231	3	54
BENNETT, J.	1-2-1	64	1	64
<b>Totals...</b>	<b>14-26-1</b>	<b>295</b>	<b>4</b>	<b>64</b>

RECEIVING	No.	Yds	TD	Lg
SHAA, K.	3	94	1	64
DOUGLAS, D.	3	22	1	12
STUBBS, DJ	2	69	1	54
LOUIS, S.	2	7	0	4
HOBBS, T.	1	42	0	42
DANIELS, CJ	1	39	0	39
HUNTLEY, J.	1	20	1	20
GREEN, T.J.	1	2	0	2
<b>Totals...</b>	<b>14</b>	<b>295</b>	<b>4</b>	<b>64</b>

PUNTING	No.	Yds	Avg	Long	In20	TB
ALVES, A.	3	146	48.7	63	1	0
<b>Totals...</b>	<b>3</b>	<b>146</b>	<b>48.7</b>	<b>63</b>	<b>1</b>	<b>0</b>







More than 300 alumni, donors, and guests joined staff from the Eastern Michigan University Department of Athletics and campus administration to usher in a new era in EMU athletics with the grand opening of the Student-Athlete Performance Center, Aug. 27, 2019. In use by student-athletes since mid-July, the event welcomed members of the public to the new facility for the first time.

The first major construction project on the athletics campus since the opening of the Convocation Center in 1998, the Student Athlete Performance Center is the first phase of the athletic department's plan to build a safe and highly-effective atmosphere for its student-athletes through the continual revitalization of its facilities and athletic campus.

Breaking ground in the fall of 2018, the new sports medicine and training facilities provides a 63,000 square foot structure that houses the sports medicine, performance and equipment operations areas. Additionally, the facility has locker rooms, coaches' offices, and meeting spaces for the football team, while also including a new video board inside Rynearson Stadium. Designed to enhance the student-athlete and fan experience at Eastern Michigan, the two story building offers a wide variety of operational spaces and amenities which allow for that goal to be met.

When entering the building, students and guests first walk along a beautiful 18-foot by 16-foot Block E brick hardscape in which donors shared their EMU stories and support of the project. Through the main entrance is the Clouse Family Atrium, a 1,288 square foot welcome room that displays the championship success of Eastern Michigan athletics throughout its history. The atrium also features a floor-to-ceiling glass panel entrance to Rynearson Stadium, and a 12 foot tall replica of the Mid-American Conference championship trophy. The trophy, which boasts a large "155," across the front, showcases EMU's athletics success in the MAC, including its conference-best 155 team championships.

The east side of the main-floor houses a new equipment room, which includes offices, a full-service laundry facility, and extensive storage spaces for athletic apparel and uniforms, as well as a state of the art strength and conditioning center. Dubbed "T.J.'s Garage," in honor of EMU great and former NFL Pro-Bowler T.J. Lang, the Thomas J. Lang Strength and Conditioning Center, named after T.J.'s late father, provides 7,000-plus square foot performance center, which includes inlaid weight tracks, cardio training, plyometric training, and a nutrition center. Two roll up garage doors serve as the football team's entrance into "The Factory," at Rynearson Stadium.

Next to the locker room are eight team meeting rooms which house different position groups individually. The area also includes a full-team meeting room equipped with state-of-the-art audio-video equipment, "Block E," branded seating, and a theatre design, which allows the entire team to see and hear clearly.

Down the Michael Hawks Hall on the ground floor is the Phil Incarnati Football Locker Room, a modern space with an industrial flair that includes 115 lockers and access to the Brian Clouse Players Lounge, a space that allows football student-athletes to study, and bond with teammates.

The top-floor portion of the newly constructed building is home to a sports medicine center, hydrotherapy room, recruiting lounge, and entertainment corridor, among other offices.

At nearly 5,000 square feet, the sports medicine center features rehabilitation equipment, medical examination rooms, athletic training offices, and medical storage. The space allows student-athletes across multiple sports the opportunity to be treated by an exceptional staff in first-class facilities. Attached to the sports medicine center is the hydrotherapy room. Containing three in-ground therapy pools, the hydrotherapy room features an underwater treadmill pool, cold plunge pool, and a hot/cold therapy pool.

Overlooking Rynearson Stadium is the recruiting lounge. The 638 square-foot lounge offers a dynamic new entertainment space which is sure to enhance recruiting and alumni experiences for years to come. Along with the lounge comes the entertainment corridor. The corridor will be able to be utilized for entertainment opportunities for invited alumni, friends and fans of Eastern Michigan.

Located on top of the building, the LED display measures 29 feet high by 53 feet wide. The entire scoreboard structure measures 40 feet high by 60 feet wide to bring more than 2,000 square feet of visual real estate to events held at the stadium. The LED portion of the scoreboard will feature a 15HD pixel layout, the premier technology for outdoor sports used at many professional facilities. A fixed-digit scoreboard is a part of the project to provide standard game information including score, time remaining, down and distance, and more.

### EMU STUDENT-ATHLETE PERFORMANCE & SUCCESS CENTER

**Cost - \$20 million**



#### **Building Time Frame -**

Construction Started: July 2018  
Grand Opening: August 27, 2019

#### **Building Facts -**

16,000 cubic yards of concert  
25,000 cubic yards of dirt moved  
300 tons of structural steel  
58,000 square feet facility

**Design/Build Team -**  
Barton-Malow Company



# THE FACTORY

Toughness. Pride. Resilience. Those key words describe the EMU football program under Head Coach **Chris Creighton**. They are also terms befitting the proud residents of southeastern Michigan and their hard-working demeanor.

Inspired by this region of the state and the student-athletes' own backgrounds, the team has challenged itself to be "E Tough," committed to great effort, sacrifice and triumphing in the face of adversity. In this spirit, the team has nicknamed Rynearson Stadium "The Factory," a place where coaches and staff will go to work each day to help "E Tough" student-athletes become scholars, leaders, champions and impact men. "The Factory" will be highlighted by Division I Football's first gray FieldTurf playing surface.

Since taking over reigns of EMU Football in December 2013, Creighton has rallied the program to "close the gap" between its current status and the pursuit of its true potential. He has studied the school, its surroundings, recruiting base and the current student-athletes. The one common thread throughout has been an uncommon 'toughness' that permeates the program.

In this spirit, the program's E Tough mentality represents:

Team first  
Obsessed with getting better  
Unwavering in adversity  
Great effort  
Heart

The concept of the "EMU Gray" field was born during one of the squad's notoriously intense winter workouts in 2014. The squad was challenged to an outdoor practice on the snow-covered Rynearson Stadium field rather than the warm confines of their indoor practice facility. True to their E Tough demeanor, the team accepted the challenge. Throughout each drill of the bitter cold practice, Creighton delivered the message that EMU Football has the will to compete against "anyone, anytime and anywhere... even on a parking lot covered with broken glass." Inspired by his team's toughness and commitment that day, Creighton's idea of an "EMU Gray" field was born and soon shared with administrators.

The new look within Rynearson Stadium, and moniker, "The Factory" serves as visual and name recognition for the program's ideals. They are a constant reminder to the student-athletes that being E Tough means coming ready to roll up their sleeves and to never give in or let up.

"Our colors are green and white but our collars are blue," said Creighton. "The Factory is where our coaching staff goes to work and our players develop. It is our home and one that we will protect. When opponents come to The Factory we want to make it known that they are in for a 60-minute fight. Our goal is to make it one of the toughest places to play in the Mid-American Conference."

Southeastern Michigan has long been viewed as one of the most significant manufacturing centers in the country, and the iconic 'Automotive Capital of the World.' Despite battling difficult times in recent years, local communities' toughness and resilience has been on display, as the region is experiencing a dramatic rebirth.

EMU football student-athletes come from these communities and have brought this toughness to the team. Ypsilanti has its own proud history in the automobile and manufacturing industries. The city was the home of Apex Motors, Preston Tucker and his Preston '48, and the last Hudson automobile dealership. The nearby Willow Run manufacturing complex played a critical role in producing B-24 "Liberator" heavy bombers in the early years of World War II. It was also at this location that Rose Will Monroe, the film and poster representation of "Rosie the Riveter," actually worked as a riveter before becoming the manufacturing icon of the era.

## BUILDING BLOCKS

When Head Coach Chris Creighton came onboard in 2014 he helped establish some new EMU initiatives.

- **The Wrench** - a 51-pound pipe wrench given to Coach Creighton. It helps serve as a symbol of the team's mission to "close the gap." The tool's vices represent the gap.

- **The Wall** - prior to running onto the field at home games EMU will break through a cinder block wall.

- **Hammers of the Week** - the coaching staff will select hammers of the week for the big hit of the week. The selected players will have their number put on the sledge hammers used to knock down the wall.

- **Eagle Walk** - a pregame prep rally outside the entrance of the stadium. The football team will arrive along with a special performance by the EMU marching band.



"The wrench, the field, the concrete wall, we know people will have comments, but they all have real meaning for us. It all goes back to the idea of investing, and working for something. It is about putting on those steel-toed boots, and going to work."

- Head Coach **Chris Creighton**







## GIVE ME THE WRENCH: THE STORY BEHIND EMU'S 51-POUND PIPE WRENCH

Hard working. Blue collar. Tough. Those are the characteristics that embody Eastern Michigan University football.

So, how does a 51-pound piece of steel fit into the equation?

This is the story of the wrench.

### **Head Football Coach Chris Creighton In His Own Words**

It goes back to when we first got here. It took me a couple of months, but I learned and I realized who we were. When I say we – I mean Eastern Michigan University, EMU football, Ypsilanti, this region.

I would characterize those things as tough, hardworking, determined and blue collar.

So, my first summer here, one of our graduate assistants went to a tool company and told our story to their company president. At the end of a tour, their president gave us this 51 pound pipe wrench, and we painted it green and it is now the symbol of our program.

The wrench represents blue collar and hard working. There's just a toughness about blue collar people. Additionally, a pipe wrench has the two vises that start opened (or closed), and you can gradually close the two vises.

Our theme, the first year, was "Close the Gap". So, the second aspect of the wrench is that it's about constant improvement. It's constantly trying to close the gap between where you are currently at in any area of your life and your potential, where you can be.

Finally, we also tie in a third piece to that. In the movie *Good Will Hunting*, there's a scene, and we show it every year to our team. I'll just summarize it by saying the wrench is also a response to adversity.

The reality of life is that we all have adversity of different varying kinds. Ultimately is our response to adverse situations that really will define who we are and how we live. There's a line in the movie where Matt Damon chose the wrench over a couple of other choices that would have been lesser choices. It was

the hardest choice. His character says, "give me the wrench." So, that's a saying in our program that we know that there's going to be adversity and we're not going to look the other way. We're not going to run away from it. We're going to face it, fight it and defeat it and say "give me the wrench."

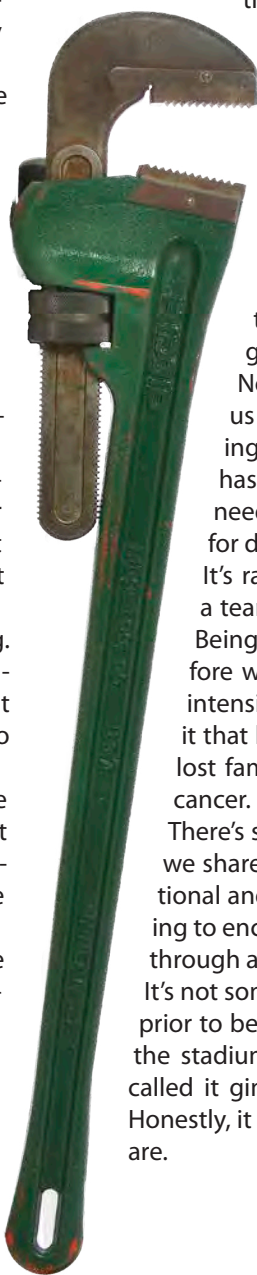
So there's a lot of depth of meaning to the wrench. Long before there was ever a turnover chain, we had the wrench. It's out on the sideline. It's not on a bench. It's not on the ground. It's not laying on a table. Our players hold it. It's 51 pounds the entire game as a constant reminder of those three things.

Now we ask somebody or a group of people to lead us out each game. And it may be somebody who's going through some adversity. It may be somebody who has overcome some adversity. It may be somebody who needs some encouragement. So there's various reasons for doing it, but it's a big deal.

It's rare for someone not involved in sports or being on a team to run out with a Division I college football team. Being in the locker room or behind the garage doors before we take the field, no one knows the energy and the intensity involved in those moments. We've had guys carry it that have lost spouses. We've had guys carry it who have lost family members. Even folks that are currently fighting cancer.

There's some very intense reasons why they are chosen, and we share their story with the team. I think it can be an emotional and a powerful moment. Ultimately, it's our way of trying to encourage the person as they try to overcome and fight through adversity.

It's not something that I had ever thought about or considered prior to being here. It is just like the field being Gray or calling the stadium, The Factory. I remember early on, some people called it gimmicky. It's not a publicity deal or some gimmick. Honestly, it was the result of realizing who we were and who we are.







# EASTERN

IN THE NATIONAL FOOTBALL LEAGUE



PRE 1970

Al Day (Denver, 1960)  
Garry Grady (Miami, 1969)  
Chuck Hanneman (Detroit, 1937-41; Cleveland, 1941)  
Chuck Shonta (Boston Patriots, 1960-67)

1970-1979

John Banaszak (Pittsburgh, 1975-81)  
Dave Boone (Minnesota, 1974)  
Clarence Chapman (New Orleans, 1977-79)  
Al Clark (Detroit, 1971; L.A. Rams, 1972-75; Philadelphia, 1976)  
Bill Dulac (New England, 1974-75)  
Ron Fernandes (Baltimore, 1976-78)  
Will Foster (New England, 1973-74)  
Reggie Garrett (Pittsburgh, 1974-75)  
Ron Johnson (Pittsburgh, 1978-84)  
Jim Pietrzak (N.Y. Giants, 1974-79; New Orleans, 1979-84; Kansas City, 1987)  
Dave Pureifory (Green Bay, 1972-77; Cincinnati, 1978; Detroit, 1979-82)

1980'S

Anthony Fields (Detroit, 1987)  
David Marshall (Cleveland, 1984; Miami, 1987)  
Brett Petersmark (Houston, 1987)

1990-1999

Vashone Adams (Cleveland, 1995; Baltimore, 1996; New Orleans, 1997)  
Charlie Batch (Detroit, 1998-2001; Pittsburgh, 2002-12)  
Lional Dalton (Baltimore, 1998-01; Denver, 2002; Washington, 2003;  
Kansas City, 2004-05; Houston, 2006)  
Ron Rice (Detroit, 1995-2001)  
L.J. Shelton (Arizona, 1999-04; Cleveland, 2005; Miami, 2006)  
Barry Stokes (Miami, 1998; L.A. Raiders, 2000-01; Cleveland, 2002-03;  
N.Y. Giants, 2004; Atlanta, 2005; Detroit, 2006-08)

2000-09

Carson Dach (N.Y. Giants, 2003)  
Jason Jones (Tennessee, 2008-11; Seattle, 2012; Detroit, 2013-15; Miami, 2016)  
Kevin Harrison (Buffalo 2006-07)  
TJ Lang (Green Bay, 2009-16; Detroit, 2017-18)  
Jereme Perry (Cleveland, 2006-07)  
Chris Roberson (Jacksonville, 2005-06; Detroit, 2008)  
Jason Short (Philadelphia, 2004-06; Cleveland, 2007)  
Kevin Walter (Cincinnati, 2003-05; Houston, 2006-12; Tennessee, 2013)

2010-PRES.

Sergio Bailey II (Tampa Bay, 2018-19)  
Maxx Crosby (Las Vegas, 2019-Present)  
Alex Gillett (Green Bay, 2013-14)  
Cole Gardner (Tampa Bay, 2017-18)  
Bronson Hill (Jacksonville, 2016; Arizona, 2017)  
Andy Mulumba (Green Bay, 2013-15; Kansas City, 2016)  
Darius Jackson (Dallas, 2016, 2018; Cleveland, 2017; Indianapolis 2019)  
Pat O'Connor (Detroit, 2017; Tampa Bay 2017-Present)  
Andrew Wylie (Kansas City, 2018-Present)

## SUPER BOWL APPEARANCES (16)

1975



DAVE BOONE - VIKINGS  
REGGIE GARRETT - STEELERS

1976



JOHN BANASZAK - STEELERS  
REGGIE GARRETT - STEELERS

1979



JOHN BANASZAK - STEELERS  
RON JOHNSON - STEELERS

1980



JOHN BANASZAK - STEELERS  
RON JOHNSON - STEELERS

1982



CLARENCE CHAPMAN - BENGALS LIONAL DALTON - RAVENS

2002



2005



JASON SHORT - EAGLES

2006



CHARLIE BATCH - STEELERS

2009



CHARLIE BATCH - STEELERS

2011



TJ LANG - PACKERS  
CHARLIE BATCH - STEELERS

2020



ANDREW WYLIE - CHIEFS

2021



ANDREW WYLIE - CHIEFS  
PAT O'CONNOR - BUCCANEERS







Eastern Michigan University Assistant Football Coach Fred Reed passed away Sunday, May 8, at the age of 54. Reed, who was the program's defensive pass game coordinator and safeties coach, was in his seventh year in Ypsilanti and 27th season overall in the coaching ranks.

"We are devastated to learn of Coach Reed's passing," said EMU Vice President/Director of Athletics Scott Wetherbee. "Fred was the ultimate model of a husband, father, friend, and coach. Our hearts go out to his wife, La'Shannon, his children, Amar'e and Khama-ra, and anyone who was lucky enough to have known him. He will be dearly missed."

Reed's 27-year coaching career included 25 seasons in the college ranks and two years in the National Football League. His resume features eight bowl games and three conference championships, and he coached four All-Americans, 13 first-team all-conference selections, and developed 11 NFL prospects.

"Please keep Coach Reed's family in your thoughts and prayers during this incredibly difficult time," Head Football Coach Chris Creighton added. "It is impossible to capture what he means to all of us right now."

Reed came to Ypsilanti in 2016 after spending three years at Syracuse University. A veteran coach with experience at the collegiate and professional levels, he shifted from cornerbacks to safeties in 2020 along with adding the Defensive Pass Game Coordinator role.

Reed's efforts as the team's defensive passing game coordinator were critical for the team's overall success during the 2021 campaign. EMU forced 18 turnovers in 2021, and

scored points off of 15 (11 touchdowns, 4 field goals). EMU scored 89 points off those turnovers, three times as a direct result of the play, and 12 times in its subsequent offensive possession.

2018 saw the EMU defense once again at the top of the Mid-American Conference, as the Eagles allowed just 150.2 passing yards per game, good for tops in the league and third-best in the NCAA.

The defense in 2017 allowed just 3.8 points per game over the course of the final 15 minutes. Even better at home, the Eagles did not give up a fourth quarter point inside "The Factory". Nationally, EMU ranked fourth in the fewest points given up in the fourth quarter. The defense also posted three returns for touchdowns, the most by an EMU squad since 1994.

The Eagles saw a remarkable improvement in its first season with Reed, finishing in a tie for the most improved program in the Football Bowl Subdivision (FBS). EMU allowed 86.5 yards per game less in 2016 (432.7 per game) than it did in 2015 (519.2 per game) to rank 83rd in the country and seventh in the MAC.

Reed spent three years working with the defensive backs at Syracuse from 2013-15.

Reed had two coaching stints at Ohio University. He spent three years as the cornerbacks and punt return coach before going to Syracuse, during which the Bobcats won one Mid-American Conference East Division championship and played in three bowl games, including the 2010 New Orleans Bowl, 2011 Idaho Potato Bowl and 2012 Independence Bowl.

Reed was the secondary coach at the University at Buffalo in 2008 when the Bulls won the MAC championship and played in the International Bowl. His 2008 defense led the nation in forced fumbles and his 2009 unit ranked 43rd in total defense, which was the highest finish for a Bulls defense in 10 years. In 2009, Reed was promoted to defensive coordinator and he also coached the secondary.

That season, the Bulls' defense led the MAC in opponent fourth down conversion percentage (27.3 percent), finished third in total defense (342.7) and first downs allowed (232), fourth in rushing defense (131.8) and fourth in pass defense efficiency (120.0).

In 2006 and 2007, Reed was a defensive assistant for the Detroit Lions working with the safeties, including Kenoy Kennedy, Terrence Holt, Daniel Bullocks and Gerald Alexander.

Prior to his first stint at Ohio, Reed spent two seasons as the defensive coordinator and linebackers coach at the University of Nebraska-Omaha. He helped lead the Mavericks to a Top 25 ranking in both the 2003 and 2004 season and a North Central Conference Championship in 2004. His defense led the conference in takeaways in both 2003 and 2004 and ranked second in the conference in overall defense in 2004. Prior to being elevated to defensive coordinator, Reed spent three seasons as special teams coordinator and defensive secondary coach at UNO. In 2000, the Mavericks led the NCC in pass efficiency defense en route to winning the conference championship.

Reed spent three seasons as recruiting coordinator and linebackers coach at Michigan Tech. In 1999, he helped lead the Huskies to a 6-5 mark - their first winning season in five years. He started his career as a secondary coach at South Dakota in 1994. He also coached the secondary for a season at Minnesota Morris (1996).

Reed was a 1994 graduate of Colorado Mesa University with a bachelor's degree in recreation management. He played free safety for the Mavericks from 1991-92. He earned his master's in sports management from the United States Sports Academy in 2002.

He is survived by his wife, La'Shannon, and their two children, Amar'e Reed and Khama-ra. Amar'e previously announced that he would be joining the EMU football program for the upcoming 2022 season.





On May 8, 2022, this world lost a GREAT man. We began working together in the late winter of 2016. Fred was hard to get to know; he was a deep-thinker, a quiet observer, very private and serious and professional that penetrating his tough exterior certainly didn't happen quickly or easily. Every once in a while, we would look back at our initial interview process and laugh as I wanted to talk about everything but football in trying to get to know him, which made him a bit uncomfortable. He was thinking 'what in the world are we doing, why aren't we talking about football?!' For the past six-plus years we have spent a ton of time together away from our families on plane trips, on long late-night drives recruiting, out home-visiting families, and in the office pounding away at trying to make this football program special. We have spent countless hours talking through complicated disciplinary decisions, recruiting and personnel decisions, staffing and hiring decisions, political changes, and race issues. For the past couple of years, we have tried to safely lead and navigate our players through the complexities and unknowns of the pandemic. Through it all, I would say that we have gotten to know each other pretty darn well! I got to see and experience who he truly was, what he thought, and what he believed, and I am so thankful for that.

Neither of us has ever been good at or interested in small talk, so after quick acknowledgments about Michael Jordan being the all-time greatest, we would inevitably get to the topic of race relations, inequality, and social injustice. In the wake of George Floyd's death, we had what was to me a disheartening and disappointing conversation on the phone. I called seeking his counsel on what we could do. How could we act? What statement could we make? What could our team do? We had to do something! Fred did not

share my energy nor my desire to do something. He said somewhat matter-of-factly that this has been going on for hundreds of years and that it would continue to go on in some form or fashion. He wasn't interested in a tweet, a video, or a rally. He wanted real change, not an emotional or temporary response. Anything short of real, substantial, and long-lasting change wasn't good enough for Fred Reed. At the moment, I was so disappointed and somewhat deflated but now two years later, I get it. Fred's pessimistic response forces me and all of us to look in the mirror two years later and ask, has my intensity waned? Has there been a real and significant change?

I believe that Coach Reed's resolute convictions both on and off the field are the cause of the incredible impact he has made on other people. Whether it be his fight for opportunities for black coaches, players, or people; his commitment to being a professional role model for the young men in our program, or his belief that interceptions were going to come by "tips and overthrows" he was unwavering. I truly believe that both coaches' and players' lives were changed because of his deep convictions. Coach Reed was not a touchy-feely coach. He gave very few "atta boys" but his players knew that he

believed in them, often more than they believed in themselves and this was transformational. His standard was extremely high, "the standard is the standard" and he held everyone to the standard. He was unrelenting in this way. On the field, his demeanor was mostly calm and his voice conversational but as Coach Neathery said the other day he was like a volcano – you didn't always see him and you very rarely heard him unless someone or something slipped below the standard, but when it did, the whole stadium saw and heard him erupt. When he erupted EVERYONE immediately snapped back up to the standard. It was awesome. His standard will not be forgotten in this program.

This weekend was a nightmare. I cannot believe you are actually gone. Thinking about your family without you breaks my heart. Walking past your office on Monday morning brought another flood of emotion. It is all surreal and just so hard to believe that you are gone. I love and respect you so much. You always challenged me in deep and important ways and now it is becoming clear that you are leaving me and the program with an incredible challenge: to be there for your beautiful family, to be who we claim to be. To embrace your twins into our football family here at Eastern. To continue to believe with a bottomless depth in Amar'e and his teammates in what they are capable of doing and becoming while holding them to the highest standards and modeling a life lived with unwavering convictions.

Challenge accepted.

I say that knowing full well that your words and even good intentions are empty unless they are backed with action throughout a lifetime. Challenge still accepted.

Rest in Peace Coach Reed, I already miss you but know with absolute certainty that I will see you again.

- Chris Creighton







**YPSILANTI, Mich. (EMUEagles.com)** -- One of the most important decisions a college football player makes comes long before they ever step onto the field for a game; That choice is what number they will choose to wear. After all, the jersey a player chooses means much more than just the number itself. Athletes develop a special bond with the number they choose to wear. It becomes part of their identity, especially in a sport like football where the players' heads are covered by their helmets. This decision is personal and special to each player. It is a choice that usually is theirs to make, excluding position restrictions and players wanting the same number.

For the Eastern Michigan University football team, the number two jersey, known as 'The Deuce', must be earned in remembrance of wide receiver **Demarius Reed**, who passed away on Oct. 18, 2013. Put back into circulation in 2017 with the blessing of Reed's family and former teammates, his number once again graces the field at Rynearson Stadium on the back of the squad's best senior pass catcher.

This season, senior wide receiver **Hassan Beydoun** has earned the honor to don the No. 2 jersey as part of the tradition, Head Coach Chris Creighton announced Thursday, Sept. 1, following the team's practice at Rynearson Stadium.

Players do not get the opportunity to choose No. 2 by picking it out in the equipment room. They earn it through their actions both on and off the field. This player possesses the integrity, character, and selflessness all of EMU's football players and representatives strive to build within themselves.

Selected to both the Athlon Sports and Phil Steele as a Preseason First Team All-MAC selection in 2022, Beydoun is coming off a historic 2021 campaign that saw him collect Second Team All-MAC honors. He set the EMU record for receptions in a season and led the MAC with 97 grabs, as he racked up 1,015 yards through the air. Beydoun's 2021 tally ranks fourth in the Eastern Michigan record book, while he also became EMU's first 1,000-yard wide out since 2004.

A two-time nominee for the Burlsworth Trophy, the former walk-on has 167 career receptions, a number that is good for fourth-most in program history. Beydoun is on pace to take over the number one spot in the category, as he sits just 81 receptions shy of all-time leader Eric Deslauriers (248).

Overall, he recorded three games with 10+ catches last season. Beydoun was one of only three players in the NCAA to have three-or-more such games. He also served as the Eagles' main return man, leading the squad in punt returns (11), punt return yards (62), kick returns (15), and kick return yards (284).

Beydoun recorded a game-high 11 catches for 83 yards in the LendingTree Bowl versus Liberty, Dec. 18. He totaled 12 receptions for a career-high 197 receiving yards and two touchdowns in a win at Toledo, Nov. 2. The Dearborn, Mich. native hauled in a career-high 14 receptions for 167 yards against Ball State, Oct. 16. That number is tied for 20th in all-time single game receptions at EMU, and was the best for an Eagle since the 2014 season. His 14 receptions are tied for fifth-most in a single-game all time at EMU.

Affectionately known as 'D. Reed' by his teammates, Reed was a natural-born leader that made friends easily. He excelled both athletically and academically throughout his life, and quickly became a leader both on and off the field at EMU. Known as the "locker room joker", Reed impacted everyone he met.

"When former teammates and Demarius' father both thought that this new tradition was a great way to honor his memory, we knew we got it right," added Creighton. "I truly believe that wearing 'The Deuce' will forever be a special honor in this program."

EMU has continued to recognize Reed's influence on the football program since his passing. His jersey is buried at midfield under the Block E logo inside Rynearson Stadium, while a plaque now memorializes his accomplishments inside the locker room at the Student-Athlete Performance Center.

In 2017, former Tampa Bay Buccaneer wide receiver **Sergio Bailey II** wore the 'The Deuce' before former walk-on **Blake Banham** earned the honor in 2018. Clinton, Mich. native **Mathew Sexton** donned the jersey in 2019, before tight ends **Thomas Odukoya** and **Bryson Cannon** sported the number in 2020 and 2021.

In addition to the No. 2 jersey, Creighton and company also awarded one more special number on Thursday. Back for its third year will be the weekly honor of wearing the No. 0 jersey. Prior to 2020, No. 0 was not a legal number for NCAA football.


According to team officials, No. 0 will be worn by the defensive player each week that best embodies the team's "Hard Hat Defense" mentality. The three characteristics that a player must achieve to be part of EMU's "Hard Hat D" are: selfless, hardworking, and tough. The player that wears No. 0 will change every week and will be awarded based on the individual's previous week performance.

Senior **Blake Bogan** has been given the opportunity to wear the No. 0 jersey against Eastern Kentucky, Sept. 2.

#### #2 - THE DEUCE

2017 - Sergio Bailey II  
2018 - Blake Banham  
2019 - Mathew Sexton  
2020 - Thomas Odukoya  
2021 - Bryson Cannon  
2022 - Hassan Beydoun





# HASSAN BEYDOUN

WIDE RECEIVER

#2

GR. • 5-8 • 174 LBS.

DEARBORN, MICH.-DEARBORN

LETTERS WON: 5 (2018, 2019, 2020, 2021, 2022)

🐦 @HBEYDOUN24

**EMU: 2022:** Third Team All-MAC...Paul Hornung Award Watch List...Biletnikoff Award Watch List...Maxwell Award Watch List...First Team Preseason All-MAC by Phil Steele...First Team Preseason All-MAC by Athlon Sports...Burlsworth Trophy Nominee...Led the Eagles with 47 receptions during the regular season for a total of 451 yards and four touchdowns...Caught 20 passes that resulted in first downs while picking up 211 yards after the catch....Overall, he has 214 receptions in his career, which ranks 11th among all active players in the NCAA...Is also just one of 40 active FBS players with more than 2,000 yards receiving in a career...Ranks 22nd on that list with 2,323 yards to his credit...Ranks third all-time in program history in receptions and yards receiving...**2021:** Second Team All-MAC selection...Set the EMU record for receptions in a season with 97, as he racked up 1,015 yards through the air...Beydoun's 2021 tally ranks fourth in the Eastern Michigan record book, while he also became EMU's first 1,000-yard wide out since 2004...Selected second team Preseason All-MAC by Phil Steele's College Football Preview while grabbing fourth team accolades from Athlon Sports...Amassed a conference-leading 97 receptions for 1,015 yards and four touchdowns...Tallied 10-plus receptions in four games and recorded three 100-plus receiving yard games...Served as the Eagles' main return man, leading the squad in punt returns (11), punt return yards (62), kick returns (15), and kick return yards (284)...Earned a game-high 11 catches for 83 yards in the LendingTree Bowl versus Liberty (Dec. 18)...Totaled 12 receptions for a career-high 197 receiving yards and two touchdowns in a win at Toledo (Nov. 2)...Hauled in 12 passes for 81 yards versus Ball State (Oct. 16)...Amassed a career-high 14 receptions for 167 yards, tied for 20th in all-time single game reception yards, Beydoun's effort was the best for an EMU player since the 2016 season...His 14 receptions are tied for fifth-most in a single-game all time at EMU...Racked up 101 receiving yards with six catches in a win at UMass (Sept. 18)...**2020:** Third Team All-MAC Selection...Phil Steele's All-MAC second team honoree...Nominated for Burlsworth Trophy...Holds the EMU standard for receptions/game in a season at 8.0, bettering Kenny Christian's mark of 7.8 set in 2000...Team-best 40 receptions for 508 yards in five games...Ranked second in the MAC and eighth nationally in receptions per game (8.0)...Was fifth in the MAC and 20th nationally in receiving yards per game (101.6)...Caught at least seven balls in every game this season...Posted nine catches for 112 yards against Kent State (Nov. 4), and followed it up by again hitting the century mark against Central Michigan (Nov. 27)...Closed the year with 136 yards receiving on eight catches against NIU...**2019:** Played in all 13 games for the Eagles...Finished the season with 30 receptions for 349 yards and a touchdown...Notched first career score on three receptions against Central Connecticut (Sept. 21)...Made four catches for 70 yards versus in-state rival Western Michigan (Oct. 19)...Posted a career-high nine receptions for 113 yards in the Quick Lane Bowl against Pittsburgh (Dec. 26)...Was awarded a scholarship on Christmas Day prior to the bowl game...**2018:** Saw action in five games for Eastern, mostly on special teams...First enrolled at EMU not planning to continue his football playing career...Saw a walk-on opportunity that was posted online, he came for a tryout and was invited to be a member of the team after that walk-on camp...**HIGH SCHOOL:** Attended Dearborn High School and played under Head Coach John Powell as a Pioneer...Played both wide receiver and defensive back...As a senior, posted 34 catches for 567 yards and 11 touchdowns...**PERSONAL:** Full Name: Hassan Wissam Beydoun...Son of Wissam and Leila Beydoun...Has two sisters, Salam and Layal...Psychology major.

## Hassan Beydoun's Game-by-Game Offensive Statistics

### Receiving

#### 2019 Season

Game	Gp-Gs	No.	Yds	TDs	Lg
at Coastal Carolina (Aug. 31)	1-0	0	0	0	0
at Kentucky (Sept. 7)	1-0	2	24	0	18
at Illinois (Sept. 14)	1-0	0	0	0	0
CENTRAL CONN. (Sept. 21)	1-0	3	45	1	21
at Central Mich. (Oct. 5)	1-0	2	15	0	12
BALL STATE (Oct. 12)	1-0	3	41	0	28
WESTERN MICH. (Oct. 19)	1-0	4	70	0	34
at Toledo (Oct. 26)	1-0	0	0	0	0
BUFFALO (Nov. 2)	1-0	1	4	0	4
at Akron (Nov. 12)	1-0	1	26	0	26
at Northern Ill. (Nov. 19)	1-0	3	5	0	8
KENT STATE (Nov. 29)	1-0	2	6	0	5
vs. Pittsburgh (Dec. 26)	1-0	9	113	0	35
<b>Totals</b>	<b>13-0</b>	<b>30</b>	<b>349</b>	<b>1</b>	<b>35</b>

#### 2020 Season

Game	Gp-Gs	No.	Yds	TDs	Lg
at Kent State (Nov. 4)	1-1	9	112	0	35
at Ball State (Nov. 11)	DNP				
TOLEDO (Nov. 18)	1-1	8	64	0	22
CENTRAL MICHIGAN (Nov. 27)	1-1	8	100	0	32
at Western Michigan (Dec. 5)	1-0	7	96	0	66
NORTHERN ILLINOIS (Dec. 12)	1-1	8	136	0	36
<b>Totals</b>	<b>5-4</b>	<b>40</b>	<b>508</b>	<b>0</b>	<b>66</b>

#### 2021 Season

Game	Gp-Gs	No.	Yds	TDs	Lg
SAINT FRANCIS (Sept. 3)	1-1	3	58	0	44
at Wisconsin (Sept. 11)	1-0	2	7	0	4
at UMass (Sept. 18)	1-1	6	101	0	42
TEXAS STATE (Sept. 25)	1-1	4	27	1	11
at Northern Illinois (Oct. 2)	1-1	14	167	0	45
MIAMI (Oct. 9)	1-1	6	52	0	33
BALL STATE (Oct. 16)	1-1	12	81	0	11
at Bowling Green (Oct. 23)	1-1	5	40	0	19
at Toledo (Nov. 2)	1-1	12	197	2	64
OHIO (Nov. 9)	1-1	9	85	0	21
WESTERN MICH. (Nov. 16)	1-1	5	48	1	21
at Central Mich. (Nov. 23)	1-1	8	69	0	16
vs. Liberty (Dec. 18)	1-1	11	83	0	18
<b>Totals</b>	<b>13-12</b>	<b>97</b>	<b>1015</b>	<b>4</b>	<b>64</b>

#### 2022 Season

Game	Gp-Gs	No.	Yds	TDs	Lg
EASTERN KY. (Sept. 2)	1-1	3	48	1	22
at Louisiana (Sept. 10)	1-1	4	42	0	10
at Arizona State (Sept. 17)	1-1	1	6	1	6
BUFFALO* (Sept. 24)	1-1	4	50	0	26
UMASS (Oct. 1)	1-0	1	7	0	7
at Western Mich.* (Oct. 8)	1-0	3	57	1	38
NORTHERN ILL.* (Oct. 15)	1-1	3	2	0	4
at Ball State* (Oct. 24)	1-0	10	85	0	19
TOLEDO* (Oct. 29)	1-1	5	35	0	19
at Akron* (Nov. 8)	1-1	3	19	0	10
at Kent State (Nov. 16)	1-1	7	70	1	17
CENTRAL MICH.* (Nov. 25)	1-1	3	30	0	12
<b>Totals</b>	<b>12-9</b>	<b>47</b>	<b>451</b>	<b>4</b>	<b>38</b>

## Hassan Beydoun's Career Receiving Statistics

Season	Gp-Gs	No.	Yds.	TDs	Lg	Avg./C	Avg./G
2018	5-0	0	0	0	0	0.0	0.0
2019	13-0	30	349	1	35	11.6	26.8
2020	5-4	40	508	0	66	12.7	101.6
2021	13-12	97	1015	4	64	10.5	78.1
2022	12-9	47	451	4	38	9.6	37.6
<b>Total</b>	<b>48-26</b>	<b>214</b>	<b>2323</b>	<b>9</b>	<b>66</b>	<b>10.9</b>	<b>48.4</b>








# DYLAN DRUMMOND

**WIDE RECEIVER**
**#1**
**GR. • 6-0 • 186 LBS.**
**CLEVELAND, OHIO • CUYAHOGA HEIGHTS**
**LETTERS WON: 4 (2018, 2019, 2020, 2021)**

@DYLAN\_DRUMMOND9

**EMU: 2022:** Was an Academic All-District honoree from the College Sports Communicators (CSC)...One of the most reliable pass catchers in the nation. He currently ranks 25th among all active NCAA players with 176 receptions in his career...Is just 57 receiving yards shy of becoming a 2,000-yard receiver for the Green and White in his career...Third Team Preseason All-MAC by Phil Steele and Fourth Team Preseason All-MAC by Athlon Sports...**2021:** Earned 2021 Academic All-District honors from the College Sports Information Directors of America (CoSIDA)...Is the first EMU wide receiver to collect the accolade since Blake Banham did it in 2018...Academic All-MAC selection...Started in all 13 contests for EMU lining up on the outside...Hauled in 64 passes for 704 receiving yards and a team-high six receiving touchdowns, including one passing touchdown...Tallied a receiving touchdown in four consecutive contests (Oct. 16 - Nov. 9)...Recorded a season-high nine receptions for 73 yards and a touchdown versus Ohio (Nov. 9)...Tabbed six catches for 63 yards and a touchdown at Bowling Green (Oct. 23)...Caught seven passes for a season-high 105 yards and a touchdown versus Ball State (Oct. 16)...Hauled in seven passes for 93 receiving yards in a win over Miami (Oct. 9)...Had an impressive statline of five receptions for 59 yards, a receiving touchdown, and a passing touchdown in a win over Texas State (Sept. 25)...**2020:** Earned Academic All-MAC honors...Battled back from injury to appear in three games, including one start...Notched six receptions for a total of 61 yards and one touchdown...Made his season debut against Central Michigan (Nov. 27)...Had a season-best 33 yards at Western Michigan (Dec. 5)...Also had a season-long 18-yard grab against the Broncos...Also spent time as a kick returner...**2019:** Collected third team All-MAC honors...Selected as a MAC Distinguished Scholar Athlete...Earned Academic All-MAC honors...Saw game action in all 13 games with 10 starts for the Eagles...Finished the season with 493 reception yards on a team-high 55 catches...Averaged 37.9 yards per game and scored three touchdowns...Pulled in two receptions for scores at Coastal Carolina (Aug. 31)...Totaled a season-high eight receptions with 69 yards and a touchdown against Western Michigan (Oct. 19)...**2018:** Appeared in all 13 games for EMU, earning two starts at Western Michigan (Oct. 6) and against Georgia Southern in the Raycom Media Camellia Bowl (Dec. 15)...Accrued 245 yards on 25 receptions...Recorded 42 receiving yards against Monmouth (Aug. 31)...Earned first collegiate touchdown in same game...Registered career-best effort against Western Michigan, targeted five times and collecting 59 yards...**HIGH SCHOOL:** Attended Cuyahoga Heights High School and played under Head Coach Al Martin as a Redskin...Ranked as a two-star prospect by 247Sports...Finished career with four school records: touchdowns (41), defensive touchdowns (4), receptions (190), and receiving yards (3,210)...Set single season records for most receptions (61), receiving yards (1,051), and touchdown receptions (18)...Established school records with the longest punt return for a touchdown (83 yards) and most touchdown receptions in a game (4)...Earned First Team Division VI All-Ohio honors by the Associated Press in both 2016 and 2017...Had 41 receptions for 755 yards and scored TDs on kickoff and punt returns against East Canton while also coming up with two interceptions...Helped his team to a 2017 OHSAA Division VI runner-up showing with a 12-2 record...Grabbed six balls for 66 yards and the lone touchdown in the state championship game against Minister...Also finished with seven tackles, a TFL, and an interception in his final prep game...Scored the game-winning touchdown in the 2015 OHSAA Division VI second round matchup with Smithville...Helped create his game-winning opportunity by blocking a Smithville extra point after the Smithies scored first in overtime...Invited to play in the 2017-18 North/South All-Star Game and the 2017 Australian Down Under Football Game...**PERSONAL:** Full name: Dylan A. Drummond...Son of Wayne and Trish Drummond...Has three sisters, Jordan, Brooke, and Bryaune...Business major.



## Dylan Drummond's Game-by-Game Offensive Statistics

### Receiving

#### 2018 Season

Game	Gp-Gs	No.	Yds	TDs	Lg
MONMOUTH (8-31)	1-0	2	42	1	27
at Purdue (9-8)	1-0	0	0	0	0
at Buffalo* (9-15)	1-0	1	3	0	3
at San Diego State (9-22)	1-0	3	24	0	14
NORTHERN ILLINOIS* (9-29)	1-0	1	14	0	14
at Western Michigan (10-6)	1-1	5	59	0	23
TOLEDO* (10-13)	1-0	0	0	0	0
at Ball State* (10-20)	1-0	0	0	0	0
ARMY WEST POINT (10-27)	1-0	4	28	0	12
CENTRAL MICHIGAN* (11-3)	1-0	4	46	0	19
AKRON (Nov. 10)	1-0	0	0	0	0
at Kent State* (11-23)	1-0	3	10	0	8
vs. Georgia Southern (12-15)	1-1	2	19	0	17
<b>Totals</b>	<b>13-2</b>	<b>25</b>	<b>245</b>	<b>1</b>	<b>27</b>

#### 2019 Season

Game	Gp-Gs	No.	Yds	TDs	Lg
at Coastal Carolina (Aug. 31)	1-0	5	52	2	19
at Kentucky (Sept. 7)	1-1	3	40	0	27
at Illinois (Sept. 14)	1-1	5	43	0	23
CENTRAL CONN. (Sept. 21)	1-1	6	35	0	8
at Central Mich. (Oct. 5)	1-0	3	32	0	14
BALL STATE (Oct. 12)	1-1	6	72	0	23
WESTERN MICH. (Oct. 19)	1-1	8	69	1	19
at Toledo (Oct. 26)	1-0	1	17	0	17
BUFFALO (Nov. 2)	1-1	2	2	0	4
at Akron (Nov. 12)	1-1	4	33	0	10
at Northern Ill. (Nov. 19)	1-1	3	41	0	15
KENT STATE (Nov. 29)	1-1	5	47	0	20
vs. Pittsburgh (Dec. 26)	1-1	4	10	0	9
<b>Totals</b>	<b>13-10</b>	<b>55</b>	<b>493</b>	<b>3</b>	<b>27</b>

#### 2020 Season

Game	Gp-Gs	No.	Yds	TDs	Lg
at Kent State (Nov. 4)	DNP				
at Ball State (Nov. 11)	DNP				
TOLEDO (Nov. 18)	DNP				
CENTRAL MICHIGAN (Nov. 27)	1-0	1	13	0	13
at Western Michigan (Dec. 5)	1-1	3	33	0	18
NORTHERN ILLINOIS (Dec. 12)	1-0	2	15	1	8
<b>Totals</b>	<b>3-1</b>	<b>6</b>	<b>61</b>	<b>1</b>	<b>18</b>

#### 2021 Season

Game	Gp-Gs	No.	Yds	TDs	Lg
SAINT FRANCIS (Sept. 3)	1-1	3	52	0	33
at Wisconsin (Sept. 11)	1-1	3	17	0	6
at UMass (Sept. 18)	1-1	4	73	0	26
TEXAS STATE (Sept. 25)	1-1	5	59	1	18
at Northern Illinois (Oct. 2)	1-1	5	39	1	17
MIAMI (Oct. 9)	1-1	7	93	0	20
BALL STATE (Oct. 16)	1-1	7	105	1	41
at Bowling Green (Oct. 23)	1-1	6	63	1	28
at Toledo (Nov. 2)	1-1	3	29	1	19
OHIO (Nov. 9)	1-1	9	73	1	22
WESTERN MICH. (Nov. 16)	1-1	2	13	0	8
at Central Mich. (Nov. 23)	1-1	4	37	0	20
vs. Liberty (Dec. 18)	1-1	6	51	0	19
<b>Totals</b>	<b>13-13</b>	<b>64</b>	<b>704</b>	<b>6</b>	<b>41</b>

#### 2022 Season

Game	Gp-Gs	No.	Yds	TDs	Lg
EASTERN KY. (Sept. 2)	1-1	4	62	0	40
at Louisiana (Sept. 10)	1-1	2	10	0	5
at Arizona State (Sept. 17)	DNP				
BUFFALO* (Sept. 24)	DNP				
UMASS (Oct. 1)	DNP				
at Western Mich.* (Oct. 8)	1-1	4	49	1	45
NORTHERN ILL.* (Oct. 15)	1-1	3	60	0	30
at Ball State* (Oct. 24)	1-1	1	12	0	12
TOLEDO* (Oct. 29)	1-1	0	0	0	0
at Akron* (Nov. 8)	1-1	5	90	1	40
at Kent State (Nov. 16)	1-1	7	97	0	34
CENTRAL MICH.* (Nov. 25)	1-1	4	60	1	21
<b>Totals</b>	<b>9-9</b>	<b>30</b>	<b>440</b>	<b>3</b>	<b>45</b>

## Dylan Drummond's Career Receiving Statistics

Season	Gp-Gs	No.	Yds.	TDs	Lg	Avg./C	Avg./G
2018	13-2	25	245	1	27	9.8	18.8
2019	13-10	55	493	3	27	9.0	37.9
2020	3-1	6	61	1	18	10.2	20.3
2021	13-13	64	704	6	41	11.0	54.2
2022	9-9	30	440	3	45	14.7	48.9
<b>Total</b>	<b>51-35</b>	<b>180</b>	<b>1943</b>	<b>14</b>	<b>45</b>	<b>10.8</b>	<b>38.1</b>







# SAMSON EVANS

**RUNNING BACK**
**#22**
**SR. • 6-0 • 218 LBS.**
**CRYSTAL LAKE, ILL.-PRAIRIE RIDGE-IOWA**  
**LETTERS WON: 3 (2020, 2021, 2022)**

@SAMSON22EVANS

**EMU: 2022:** Second Team All-MAC...College Sports Communicators (CSC) Academic All-District honoree...Doak Walker Award Preseason Candidate...Two-time MAC West Division Offensive Player of the Week (Sept. 19 and Nov. 28)...Twice selected the MAC Male Scholar Athlete of the Week (Nov. 2 and Nov. 16)...Earned the honor after a historic season in the backfield for EMU...Scored his 27th career rushing touchdown to move into first place in Eastern Michigan program history in the category during a 2022 season which saw him rush for 100+ yards in four contests, a career-best mark...His 27 scores put him in a tie for third on EMU's all-time touchdowns list (rushing and receiving)...With 1,084 yards on the ground, Evans is the 14th EMU player to rush for a total of 1,000 yards or more in a single season...The senior's current total is good for eighth all-time in single-season laurels at EMU...His 13 touchdowns in 2022 rank second in the MAC and 23rd nationally...**2021:** Academic All-MAC selection...Appeared in 12 games for EMU, amassing 316 rushing yards on 83 attempts for 13 touchdowns and 19 receptions for 107 receiving yards while passing for three touchdowns...His 13 rushing touchdowns led the Eagles and finished third-best in the Mid-American Conference...Found paydirt multiple times in a contest four times for the Green and White...Finished second on the squad in passing touchdowns (3)...Rushed 13 times for 52 yards and a touchdown in the LendingTree Bowl versus Liberty (Dec. 18)...Racked up 47 rushing yards and a passing touchdown to defeat Western Michigan, Nov. 16...Tallied a pair of rushing touchdowns on eight carries for 62 yards versus Ohio (Nov. 9)...Combined for three touchdowns (two rushing and one passing) in a 52-49 road win over Toledo (Nov. 2)...Ran for 42 yards on eight carries, including a passing touchdown at Bowling Green (Oct. 23)...Tallied two rushing touchdowns on 10 carries in a victory over Texas State (Sept. 25)...Amassed a season-high three rushing touchdowns in a season-opening win over Saint Francis (Sept. 3)...**2020:** Played in five games for EMU, totalling 41 carries, 202 yards rushing, and one touchdown...Also caught six passes for 46 yards...Toted the rock 14 times for a season-best 80 yards at Ball State (Nov. 11)...Scored his first touchdown at Western Michigan (Dec. 5) to go along with 61 yards rushing on seven carries...Tallied 54 yards on seven carries in EMU's victory over Northern Illinois (Dec. 12)...**IOWA:** Played under Head Coach Kurt Ferentz as a Hawkeye spending two seasons with the Big Ten Conference member...Was named an Academic All-Big Ten selection and earned the team leader award for special teams in 2019 after redshirting in 2018...**HIGH SCHOOL:** Four-year football letterman and one-time captain while playing quarterback, wide receiver, and linebacker, along with returning kicks and punts...Helped Prairie Ridge win back-to-back Illinois state titles (28-0) as a junior and senior...Holds school records for career rushing yards (6,386), career rushing touchdowns (111), career passing touchdowns (31), and career touchdowns (155)...Career rushing touchdowns ranks third best in state history...Rushed for 2,092 yards and 38 touchdowns as a senior and added two kick return touchdowns...Rushed for 2,211 yards and 42 touchdowns as a junior, added 814 passing yards and 14 touchdowns as the quarterback, and also had two kick return touchdowns...Was named Illinois Gatorade Player of the Year as a senior...Was also named the Illinois Player of the Year by the Chicago Sun-Times, Champaign News-Gazette, and Northwest Herald as a senior...Earned first-team all-state and all-conference honors as a junior and senior...Named to Northwest Herald All-Area team three straight seasons...**PERSONAL:** Full Name: Samson Joseph Evans...Son of Matthew and Nancy Evans...Has two brothers, Shane and Carter, and one sister, Chandler...Brother, Carter, joined the EMU football team for the 2021 season...Business major.

## Samson Evans' Game-by-Game Offensive Statistics

### Rushing

#### 2020 Season

Game	Gp-Gs	No.	Yds	TDs	Lg
at Kent State* (Nov. 4)	DNP				
at Ball State* (Nov. 10)	1-1	14	80	0	20
TOLEDO* (Nov. 17)	DNP				
CENTRAL MICH.* (Nov. 23)	1-1	13	7	0	6
at Western Mich.* (Dec. 5)	1-0	7	61	1	37
NORTHERN ILL.* (Dec. 2)	1-1	7	54	0	29
<b>Totals</b>	<b>4-2</b>	<b>41</b>	<b>202</b>	<b>1</b>	<b>37</b>

#### 2021 Season

Game	Gp-Gs	No.	Yds	TDs	Lg
SAINT FRANCIS (Sept. 3)	1-0	5	11	3	7
at Wisconsin (Sept. 11)	1-0	2	4	0	5
at UMass (Sept. 18)	1-0	5	14	1	13
TEXAS STATE (Sept. 25)	1-0	10	36	2	11
at Northern Illinois (Oct. 2)	DNP				
MIAMI (Oct. 9)	1-0	2	4	0	3
BALL STATE (Oct. 16)	1-0	6	22	1	8
at Bowling Green (Oct. 23)	1-0	8	42	0	19
at Toledo (Nov. 2)	1-0	6	18	2	5
OHIO (Nov. 9)	1-0	8	62	2	37
WESTERN MICH. (Nov. 16)	1-0	10	47	0	9
at Central Mich. (Nov. 23)	1-0	8	4	1	3
vs. Liberty (Dec. 18)	1-0	13	52	1	12
<b>Totals</b>	<b>12-0</b>	<b>83</b>	<b>316</b>	<b>13</b>	<b>37</b>

#### 2022 Season

Game	Gp-Gs	No.	Yds	TDs	Lg
EASTERN KY. (Sept. 2)	1-1	15	89	2	16
at Louisiana (Sept. 10)	1-0	10	19	0	16
at Arizona State (Sept. 17)	1-1	36	258	1	32
BUFFALO* (Sept. 24)	1-1	15	52	0	17
UMASS (Oct. 1)	1-1	16	122	0	27
at Western Mich.* (Oct. 8)	1-1	24	90	3	12
NORTHERN ILL.* (Oct. 15)	1-1	4	4	0	2
at Ball State* (Oct. 24)	DNP				
TOLEDO* (Oct. 29)	1-0	24	88	3	11
at Akron* (Nov. 8)	1-1	24	133	2	23
at Kent State (Nov. 16)	1-1	33	94	1	10
CENTRAL MICH.* (Nov. 25)	1-1	23	135	1	42
<b>Totals</b>	<b>11-9</b>	<b>224</b>	<b>1084</b>	<b>13</b>	<b>42</b>

### Samson Evans' Career Rushing Statistics

Season	Gp-Gs	No.	Yds.	TDs	Lg	Avg./G
2020	4-2	41	202	1	37	50.5
2021	12-0	83	316	13	37	26.3
2022	11-9	224	1084	13	42	98.5
<b>Total</b>	<b>27-11</b>	<b>348</b>	<b>1602</b>	<b>27</b>	<b>42</b>	<b>59.3</b>





# CHASE KLINE

LINEBACKER

#6

JR. • 6-4 • 233 LBS.

CHARDON, OHIO-CHARDON-MICHIGAN STATE

🐦 @CHASE6BANK

**EMU: 2022:** Started 11 games, leading the team with 87 tackles....Had two TFLS and one sack....Notched 14 stops at Akron, Nov. 8, including a sack....**MICHIGAN STATE:** Two-year letterwinner (2019-20) had 52 career tackles in 24 career games with the Spartans from 2019-21....**2021:** Played in first four games before entering the transfer portal....Played a total of 74 snaps....Had 11 tackles....Had two tackles, including a half sack (2 yards), vs. Nebraska....Tallied two tackles at Miami in playing matching jersey number for second-straight game with 21 snaps....Registered four tackles in matching jersey number by playing 21 snaps in home-opener vs. Youngstown State....Played 27 snaps in season-opening win at Northwestern, posting three stops, registering first career pass breakup....**2020:** Posted a career-high 29 tackles, with 0.5 tackle for loss and two forced fumbles, in playing all seven games and a total of 226 plays....Tied for second in the Big Ten with two forced fumbles....Academic All-Big Ten honoree....Posted pair of stops at Penn State, playing in 26 snaps....Logged three tackles with 0.5 tackle for loss and one forced fumble vs. No. 3 Ohio State, playing 21 snaps....Posted career-best for fourth-straight game with eight tackles against No. 8 Northwestern playing in 47 snaps....Had six tackles in Indiana game, logging 44 snaps....Made five tackles at Iowa in 50 snaps....Tallied three stops at Michigan and was named Spartan Special Teams Co-Player of the Week....Saw action in season opener vs. Rutgers, logging two tackles and forcing first fumble of career, which came on a punt return and MSU recovered, scoring TD on ensuing offensive play....**2019:** Played in all 13 games to earn his first letter....Recorded 12 tackles (five solo, seven assists) and one sack....Ranked second on the team with nine tackles on special teams (eight on kickoffs, one on punts)....Played 52 snaps on defense....Had one tackle in New Era Pinstripe Bowl against Wake Forest and played a season-high 10 snaps on defense....Recorded one tackle on kickoff coverage at Rutgers game....Tallied one tackle at Michigan on punt coverage....Posted pair of stops in Illinois game, both coming on kickoffs....Recorded a career-high three tackles in Indiana game....Logged two tackles and first career sack against Western Michigan....Posted one stop in Spartan debut in season opener vs. Tulsa....**HIGH SCHOOL:** Two-year letterwinner for Coach Mitch Hewitt at Chardon High School....Earned first-team all-state honors by the Ohio Prep Sportswriters Association after collecting 129 tackles, including 23 tackles for loss and nine sacks, to go along with seven pass breakups....Named the 2017 Ohio Prep Sportswriters Association Division 3 Defensive Player of the Year....Ranked one of the nation's top 500 players by 247Sports (No. 420)....Rated one of the top 100 prospects in the Midwest by ESPN....Ranked one of the top outside linebackers in the nation by Rivals.com (No. 27) and ESPN (No. 56) and one of the top inside linebackers by 247Sports (No. 22)....Listed among the top prospects in the state of Ohio by 247Sports (No. 12) and Rivals (No. 14)....Ranked top inside linebacker prospect in the state of Ohio by 247Sports and among the top outside linebackers in Ohio by Rivals (No. 3) and ESPN.com (No. 4)....Named Northeast Lakes District Division III Defensive Player of the Year and first-team all-district honoree....Named one of six finalists for the 2017 Tony Fisher Award, given to The News-Herald's football player of the year....Two-time All-Western Reserve Conference selection....Received an invitation to play in the Offense-Defense All-American Bowl....Named to The Associated Press Division II All-Ohio Second Team as a junior....Recorded 122 tackles and five sacks in 2016 although he missed several games due to an injured hand....Helped lead the Hilltoppers to an undefeated regular season, a conference title, and a berth in the state playoffs....**PERSONAL:** Full Name: Chase Kline....Son of Jeff and Maureen Kline....Fashion marketing innovation intent.

## Chase Kline's Game-by-Game Defensive Statistics

### 2019 Season

Game	Gp-Gs	S	A	Loss	Sacks	Int	Ff	QH	PB	Total Tack
TULSA (Aug. 30)	1-0	0	1	0	0	0	0	0	0	1
WESTERN MICH. (Sept. 7)	1-0	1	1	1.0-8	1.0-8	0	0	0	0	2
ARIZONA ST (Sept. 14)	1-0	0	0	0	0	0	0	0	0	0
at Northwestern* (Sept. 21)	1-0	0	0	0	0	0	0	0	0	0
INDIANA* (Sept. 28)	1-0	1	2	0	0	0	0	0	0	3
at Ohio State* (Oct. 5)	1-0	0	0	0	0	0	0	0	0	0
at Wisconsin* (Oct. 12)	1-0	0	0	0	0	0	0	0	0	0
PENN STATE* (Oct. 26)	1-0	0	0	0	0	0	0	0	0	0
ILLINOIS* (Nov. 9)	1-0	0	2	0	0	0	0	0	0	2
at Michigan* (Nov. 16)	1-0	1	0	0	0	0	0	0	0	1
at Rutgers* (Nov. 23)	1-0	1	0	0	0	0	0	0	0	1
MARYLAND* (Nov. 30)	1-0	0	1	0	0	0	0	1	0	1
vs. Wake Forest (Dec. 27)	1-0	1	0	0	0	0	0	0	0	1
<b>Totals</b>	<b>13-0</b>	<b>5</b>	<b>7</b>	<b>1.0-8</b>	<b>1.0-8</b>	<b>0</b>	<b>0</b>	<b>1</b>	<b>0</b>	<b>12</b>

### 2020 Season

Game	Gp-Gs	S	A	Loss	Sacks	Int	Ff	QH	PB	Total Tack
RUTGERS* (Oct. 24)	1-0	1	1	0	0	0	1	0	0	2
at Michigan* (Oct. 31)	1-0	2	1	0	0	0	0	0	0	3
at Iowa* (Nov. 7)	1-0	2	3	0	0	0	0	0	0	5
INDIANA* (Nov. 14)	1-0	3	3	0	0	0	0	0	0	6
NORTHWESTERN (Nov. 28)	1-0	2	6	0	0	0	0	0	0	8
OHIO STATE (Dec. 5)	1-0	1	2	0.5-1	0	0	1	0	0	3
at Penn State (Dec. 12)	1-0	0	2	0	0	0	0	0	0	2
<b>Totals</b>	<b>7-0</b>	<b>11</b>	<b>18</b>	<b>0.5-1</b>	<b>0</b>	<b>0</b>	<b>2</b>	<b>0</b>	<b>0</b>	<b>29</b>

### 2021 Season

Game	Gp-Gs	S	A	Loss	Sacks	Int	Ff	QH	PB	Total Tack
at Northwestern (Sept. 3)	1-0	2	1	0	0	0	0	0	1	3
YOUNGSTOWN ST. (Sept. 11)	1-0	1	3	0	0	0	0	0	0	4
at Miami (Fla.)	1-0	1	2	0	0	0	0	0	0	2
NEBRASKA*	1-0	0	2	0.5-2	0.5-2	0	0	0	0	2
<b>Totals</b>	<b>4-0</b>	<b>4</b>	<b>7</b>	<b>0.5-2</b>	<b>0.5-2</b>	<b>0</b>	<b>0</b>	<b>0</b>	<b>1</b>	<b>11</b>

### 2022 Season

Game	Gp-Gs	S	A	Loss	Sacks	Int	Ff	QH	PB	Total Tack
EASTERN KY. (Sept. 2)	1-1	2	7	0	0	0	0	0	1	9
at Louisiana (Sept. 10)	1-1	0	5	0	0	0	0	0	0	5
at Arizona State (Sept. 17)	1-1	1	6	0	0	0	0	0	1	7
BUFFALO* (Sept. 24)	1-1	2	12	0.5-1	0	0	0	0	0	14
UMASS (Oct. 1)	1-1	5	7	0	0	0	0	0	0	12
at Western Mich.* (Oct. 8)	1-1	6	0	0	0	0	0	2	1	6
NORTHERN ILL.* (Oct. 15)	1-1	7	0	0	0	0	0	0	0	7
at Ball State* (Oct. 24)	DNP									
TOLEDO* (Oct. 29)	1-1	0	0	0	0	0	0	0	0	0
at Akron* (Nov. 8)	1-1	7	7	1.5-11	1.0-10	0	0	0	0	14
at Kent State (Nov. 16)	1-1	4	1	0	0	0	0	0	0	5
CENTRAL MICH.* (Nov. 25)	1-1	3	5	0	0	0	0	0	0	8
<b>Totals</b>	<b>11-11</b>	<b>37</b>	<b>50</b>	<b>2.0-12</b>	<b>1.0-10</b>	<b>0</b>	<b>0</b>	<b>2</b>	<b>3</b>	<b>87</b>

## Chase Kline's Career Defensive Statistics

Season	Gp-Gs	S	A	Loss	Sacks	Int	Ff	QH	PB	Tack
2019	13-0	5	7	1.0-8	1.0-8	0	0	1	0	12
2020	7-0	11	18	0.5-1	0	0	2	0	0	29
2021	4-0	4	7	0.5-2	0.5-2	0	0	0	1	11
2022	11-11	37	50	2.0-12	1.0-10	0	0	2	3	87
<b>Total</b>	<b>35-11</b>	<b>57</b>	<b>72</b>	<b>4.0-23</b>	<b>2.5-18</b>	<b>0</b>	<b>2</b>	<b>2</b>	<b>4</b>	<b>139</b>







# TANNER KNUÉ

WIDE RECEIVER

#24

JR. • 5-11 • 177 LBS.

MASON, OHIO-MASON

LETTERS WON: 3 (2020, 2021, 2022)

@TANNERKNUE

**EMU: 2022:** Third Team All-MAC...College Sports Communicators (CSC) Academic All-District honoree...Led the Eagles with 592 yards receiving, nine touchdowns, and just one dropped pass...Ranked seventh in the MAC in total touchdowns...The nine TDs are tied for third-best in a single season at EMU...Ranked third in the league and 14th nationally in receiving touchdowns...Caught at least three passes in all but one game in 2022, while he went for a season-high 106 yards against Buffalo, Sept. 24...**2021:** Academic All-MAC selection...Appeared in five games after coming off of an injury...Amassed 342 receiving yards on 32 receptions for one touchdown...Hauled in seven passes for 70 yards at Central Michigan, Nov. 26...Recorded career-highs in both receptions (11) and yards (127) versus Ohio (Nov. 9)...Totaled six receptions for 55 yards and a touchdown in a road win over Toledo (Nov. 2)...**2020:** Earned Academic All-MAC honors...Ranked second on the team with 27 receptions for 413 yards...Posted a team-best four touchdown catches...Ranked 11th in the MAC in receptions and receiving yards per game...Caught a pair of touchdown passes in a 53-42 road win at Western Michigan (Dec. 5)...Grabbed eight passes for 121 yards, including a season-best 71-yarder...Added 91 yards on six catches against Central Michigan (Nov. 27)...Was surprised with a scholarship prior to the Toledo game (Nov. 18)...**2019:** Appeared in two games for the Eagles versus Akron (Nov. 12) and Northern Illinois (Nov. 19)...**2018:** One of the 2018 recruits who sat out the season as a redshirt with freshman eligibility in 2019...**HIGH SCHOOL:** Attended Mason High School and played under Head Coach Brian Castner as a Comet...Was a two sport athlete in football and basketball...Caught 21 passes for 352 yards and five touchdowns...Averaged 17.2 yards per catch as the team posted a 9-3 record...Selected second team all-conference and was named the league's Defensive Player of the Year in basketball...**PERSONAL:** Full name: Tanner Douglas Knue...Son of Doug and Rhonda Knue...Has one brother, Grant, and one sister, Chloe...Business finance major.

## Tanner Knue's Game-by-Game Offensive Statistics

### Receiving

#### 2020 Season

Game	Gp-Gs	No.	Yds	TDs	Lg
at Kent State (Nov. 4)	1-1	4	45	0	19
at Ball State (Nov. 11)	1-1	8	121	0	71
TOLEDO (Nov. 18)	1-1	2	25	1	17
CENTRAL MICHIGAN (Nov. 27)	1-0	6	91	0	27
at Western Michigan (Dec. 5)	1-1	2	89	2	61
NORTHERN ILLINOIS (Dec. 12)	1-1	5	42	1	14
<b>Totals</b>	<b>6-5</b>	<b>27</b>	<b>413</b>	<b>4</b>	<b>71</b>

#### 2021 Season

Game	Gp-Gs	No.	Yds	TDs	Lg
SAINT FRANCIS (Sept. 3)	DNP				
at Wisconsin (Sept. 11)	DNP				
at UMass (Sept. 18)	DNP				
TEXAS STATE (Sept. 25)	DNP				
at Northern Illinois (Oct. 2)	DNP				
MIAMI (Oct. 9)	DNP				
BALL STATE (Oct. 16)	DNP				
at Bowling Green (Oct. 23)	DNP				
at Toledo (Nov. 2)	1-0	6	55	1	18
OHIO (Nov. 9)	1-1	11	127	0	21
WESTERN MICH. (Nov. 16)	1-1	4	55	0	20
at Central Mich. (Nov. 23)	1-1	7	70	0	13
vs. Liberty (Dec. 18)	1-1	4	35	0	15
<b>Totals</b>	<b>5-4</b>	<b>32</b>	<b>342</b>	<b>1</b>	<b>21</b>

#### 2022 Season

Game	Gp-Gs	No.	Yds	TDs	Lg
EASTERN KY. (Sept. 2)	1-1	4	43	2	15
at Louisiana (Sept. 10)	1-1	8	88	1	24
at Arizona State (Sept. 17)	1-1	3	53	0	42
BUFFALO* (Sept. 24)	1-1	3	106	1	67
UMASS (Oct. 1)	1-1	5	72	1	39
at Western Mich.* (Oct. 8)	DNP				
NORTHERN ILL.* (Oct. 15)	1-0	1	-2	0	0
at Ball State* (Oct. 24)	1-1	3	25	0	13
TOLEDO* (Oct. 29)	1-1	3	39	0	12
at Akron* (Nov. 8)	1-1	3	41	1	16
at Kent State (Nov. 16)	1-1	5	77	2	28
CENTRAL MICH.* (Nov. 25)	1-1	4	49	1	28
<b>Totals</b>	<b>11-10</b>	<b>42</b>	<b>592</b>	<b>9</b>	<b>67</b>

## Tanner Knue's Career Receiving Statistics

Season	Gp-Gs	No.	Yds.	TDs	Lg	Avg./C	Avg./G
2019	2-0	0	0	0	0	0.0	0.0
2020	6-5	27	413	4	71	15.3	68.8
2021	5-4	32	342	1	21	10.7	68.4
2022	11-10	42	592	9	67	14.1	53.8
<b>Total</b>	<b>24-19</b>	<b>101</b>	<b>1347</b>	<b>14</b>	<b>71</b>	<b>13.3</b>	<b>56.1</b>





# TAYLOR POWELL

**QUARTERBACK**
**#7**
**SR. • 6-2 • 208 LBS.**
**FAYETTEVILLE, ARK.-FAYETTEVILLE-  
MISSOURI-TROY**

@TAYLORWPOWELL

**EMU: 2022:** Manning Award as a "Star of the Week" (Nov. 21)...College Sports Communicators (CSC) Academic All-District honoree...Tallied his second-consecutive 1,000-yard passing season and first in an Eastern Michigan uniform in 2022...Enrolled in classes and took part in spring practice with the team...Accepted an invitation to the prestigious Manning Passing Academy, where he served as a camp counselor alongside some of the top collegiate signal callers in the nation...**TROY: 2021:** Played in six games, starting five before suffering an injury against South Carolina...Completed 125-of-189 passes for 1,251 yards and seven touchdowns...Averaged 178.7 yards per game via the air...Ran the ball 19 times, finding the endzone once against Southern (Sept. 4)...Tossed for a season-high 311 yards and two TDs at ULM (Sept. 25)...Was 35-for-49 against ULM...Threw for 255 yards and two score against Southern Miss (Sept. 18)...Also had two passing TDs against Southern (Sept. 4) while going 17-for-37 and 231 yards...Ranked 117th in the NCAA in passing touchdowns and 118th in passing yards...Rated as one of the nation's top three quarterbacks through the first three weeks (No. 1 in "Group of Five") by Pro Football Focus...Nominated to serve as a counselor at the prestigious Manning Passing Academy...**MISSOURI: 2019:** Played in six games during his redshirt sophomore season, including one start, and completed 29-of-62 passes for 297 yards and one touchdown with two interceptions...Threw his first career touchdown against Arkansas, his hometown college, in the season finale (Nov. 29), a 10-yard strike to former Arkansas WR Jonathan Nance...He went 8-for-14 in that game vs. Arkansas for 105 yards, coming off the bench to replace starter Connor Bazalak who left the game during the first half with a torn

ACL...Made his first career start on the road at No. 4 Georgia, going 10-for-22 for 84 yards...Went 6-for-8 for 57 yards against Troy (Oct. 5)...**2018:** Earned his first collegiate letter serving as the primary understudy to star QB Drew Lock, and saw action in six games overall, completing 6-of-14 passes for 134 yards...Went 4-for-9 for 105 yards, including a career-long 44-yard completion in the season-opener vs. UT Martin in what was his first playing time as a Tiger...Also saw time vs. Wyoming (Sept. 8) as he was the first QB off the bench in relief of Drew Lock in Mizzou's two early season wins...Played in MU's Homecoming win over Memphis (Oct. 20), completing 1-of-3 passes for 23 yards, and closed the regular season by completing a pass for six yards against hometown school Arkansas (Nov. 23), with the pass going to his high school teammate, WR Barrett Banister...An outstanding student who was named to the SEC's 2018 Academic Honor Roll...Closed 2019 spring camp down by throwing a 30-yard touchdown pass in the 2019 Black & Gold Spring Game to WR Kam Scott...Ended the game completing 10-of-20 passes for 142 yards and the one touchdown, to go with one interception...**2017:** Redshirt season...Made good impressions throughout the year running the scout team offense, showing good athleticism, versatility and mobility...Did very well in the classroom, and was recognized on the 2017-18 First-Year SEC Academic Honor Roll, for his efforts...**HIGH SCHOOL:** Arkansas prep player of the year who was a big late recruiting win for Mizzou...Was a top-20 national quarterback prospect, according to ESPN.com...Lead his team to consecutive Class 7A state championships in 2015 and 2016...Was named the title game Most Valuable Player each time...Finished his career fifth all-time in Arkansas history for passing yardage (10,413) and eighth all-time in touchdown passes (113)...Capped his storied career by winning the 2016 Landers Award, given annually to the Arkansas state player of the year, while he was also named the Gatorade Arkansas Player of the Year, as well as the 2016 ArkansasVarsity.com Mr. Football award...As a senior, threw for 3,473 yards and an eye-popping 44 touchdowns on 237-of-348 passing, while also scoring seven times with his feet...In the 2016 state title game, led the way by throwing for four touchdowns and 265 passing yards as Fayetteville downed North Little Rock by a 53-19 score...The Bulldogs finished 13-1 on the year, and were ranked No. 20 in the nation by MaxPreps...**PERSONAL:** Full name: Taylor Wilson Powell...Son of Mark and Elizabeth Powell...Has one sister, Kailey...Quality management major

## Taylor Powell's Game-by-Game Offensive Statistics

2018 Season	Gp-Gs	TC	Net	Avg	Td	Lg	Comp	Att	Int	Yds	Td	Lg	Pct	Plays	Yards
UT MARTIN (Sept. 1)	1-0	1	4	4.0	0	4	4	9	0	105	0	44	44.4	10	109
WYOMING (Sept. 8)	1-0	0	0	0	0	0	0	0	0	0	0	0	0	0	0
at Alabama* (Oct. 13)	1-0	0	0	0	0	0	0	0	0	0	0	0	0	0	0
MEMPHIS (Oct. 20)	1-0	0	0	0	0	0	1	3	0	23	0	23	33.3	3	23
at Tennessee* (Nov. 17)	1-0	0	0	0	0	0	0	0	0	0	0	0	0	0	0
ARKANSAS* (Nov. 23)	1-0	0	0	0	0	0	1	2	0	6	0	6	50.0	2	6
<b>Totals</b>	<b>6-0</b>	<b>1</b>	<b>4</b>	<b>4.0</b>	<b>0</b>	<b>4</b>	<b>6</b>	<b>14</b>	<b>0</b>	<b>134</b>	<b>0</b>	<b>44</b>	<b>42.9</b>	<b>15</b>	<b>138</b>

2019 Season	Gp-Gs	TC	Net	Avg	Td	Lg	Comp	Att	Int	Yds	Td	Lg	Pct	Plays	Yards
WEST VIRGINIA (Sept. 7)	1-0	0	0	0	0	0	0	3	0	0	0	0	0	3	0
SOUTHEAST MISSOURI (Sept. 14)	1-0	0	0	0	0	0	1	5	0	17	0	17	20.0	5	17
TROY (Oct. 6)	1-0	1	-9	0	0	0	6	8	0	57	0	18	75.0	9	48
at Kentucky* (Oct. 26)	1-0	1	13	13.0	0	13	4	10	0	34	0	17	40.0	11	47
at Georgia* (Nov. 9)	1-1	3	-5	0	0	9	10	22	1	84	0	20	45.5	25	79
at Arkansas* (Nov. 29)	1-0	1	-2	0	0	0	8	14	1	105	1	37	57.1	15	103
<b>Totals</b>	<b>6-1</b>	<b>6</b>	<b>-3</b>	<b>0</b>	<b>0</b>	<b>13</b>	<b>29</b>	<b>62</b>	<b>2</b>	<b>297</b>	<b>1</b>	<b>37</b>	<b>46.8</b>	<b>68</b>	<b>294</b>

2021 Season	Gp-Gs	TC	Net	Avg	Td	Lg	Comp	Att	Int	Yds	Td	Lg	Pct	Plays	Yards
SOUTHERN (Sept. 4)	1-1	1	1	1.0	1	1	17	27	1	231	2	28	63.0	28	232
LIBERTY (Sept. 11)	1-1	7	-33	0	0	8	18	25	1	211	1	34	72.0	25	208
at Southern Miss (Sept. 18)	1-1	4	-30	0	0	0	27	39	0	255	2	34	69.2	43	255
at ULM (Sept. 25)	1-1	5	-16	0	0	5	35	49	1	311	2	49	71.4	54	295
at South Carolina (Oct. 2)	1-1	2	-17	0	0	0	22	38	2	163	0	22	57.9	40	146
SOUTH ALABAMA (Nov. 6)	1-0	0	0	0	0	0	6	11	1	80	0	34	54.5	11	80
<b>Totals</b>	<b>6-5</b>	<b>19</b>	<b>-95</b>	<b>-5.0</b>	<b>1</b>	<b>8</b>	<b>125</b>	<b>189</b>	<b>6</b>	<b>1251</b>	<b>7</b>	<b>49</b>	<b>66.1</b>	<b>208</b>	<b>1156</b>

2022 Season	Gp-Gs	TC	Net	Avg	Td	Lg	Comp	Att	Int	Yds	Td	Lg	Pct	Plays	Yards
EASTERN KY. (Sept. 2)	1-1	8	5	0.6	1	8	21	30	1	271	3	40	70.0	38	276
at Louisiana (Sept. 10)	1-1	5	-26	-5.0	0	1	31	50	3	317	1	44	63.5	57	296
at Arizona State (Sept. 17)	1-1	1	-9	-9.0	0	0	10	14	1	93	0	26	71.4	15	84
BUFFALO* (Sept. 24)	DNP														
UMASS (Oct. 1)	DNP														
at Western Mich.* (Oct. 8)	1-1	5	-8	-1.6	0	13	20	30	0	293	3	45	66.7	35	285
NORTHERN ILL.* (Oct. 15)	1-1	5	-49	-9.8	0	0	11	23	1	197	1	75	47.8	28	148
at Ball State* (Oct. 24)	DNP														
TOLEDO* (Oct. 29)	1-1	6	-21	-3.5	0	2	9	17	1	61	0	19	52.9	23	40
at Akron* (Nov. 8)	DNP														
at Kent State (Nov. 16)	1-1	3	21	7.0	0	17	30	39	0	315	3	34	76.9	42	336
CENTRAL MICH.* (Nov. 25)	1-1	4	5	1.2	1	12	24	36	0	266	3	28	66.7	40	271
<b>Totals</b>	<b>8-7</b>	<b>37</b>	<b>-82</b>	<b>-2.2</b>	<b>2</b>	<b>17</b>	<b>156</b>	<b>239</b>	<b>7</b>	<b>1813</b>	<b>14</b>	<b>75</b>	<b>65.3</b>	<b>278</b>	<b>1736</b>

## Taylor Powell's Career Offensive Statistics

Season	Gp-Gs	TC	Net	Avg	Td	Lg	Comp	Att	Int	Yds	Td	Lg	Pct	Plays	Yards
2018	6-0	1	4	4.0	0	4	6	14	0	134	0	44	42.9	15	13
2019	6-1	6	-3	0	0	13	29	62	2	297	1	37	46.8	68	294
2020	DNP														
2021	6-5	19	-95	-5.0	1	8	125	189	6	1251	7	49	66.1	208	1156
2022	8-7	37	-82	-2.2	2	17	156	239	7	1813	14	75	65.3	278	1736
<b>Totals</b>	<b>26-13</b>	<b>63</b>	<b>-176</b>	<b>-2.8</b>	<b>3</b>	<b>17</b>	<b>316</b>	<b>504</b>	<b>15</b>	<b>3184</b>	<b>22</b>	<b>75</b>	<b>62.7</b>	<b>569</b>	<b>3199</b>







# JOSE RAMIREZ

**DEFENSIVE LINE**
**#4**
**GR. • 6-2 • 252 LBS.**
**LAKE ALFRED, FLA.-AUBURNDALE-ARIZONA-RIVERSIDE CITY  
LETTERS WON: 3 (2020, 2021, 2022)**

@JOSE4SIX

**EMU: 2022:** MAC Defensive MVP...First Team All-MAC...Bednarik Award Watch List...Senior Bowl Defensive Player of the Week (Oct. 10)...."Breakout Defensive Player" for the East-West Shrine Bowl (Oct. 10/Nov. 28)...Helmet Sticker from ESPN's College Football Final...East-West Shrine Bowl Invitation...Twice selected the MAC West Division Defensive Player of the Week (Nov. 21 and Nov. 28)...Named a preseason All-MAC selection in both Athlon Sports' and Phil Steele's annual preseason reviews...**2021:** Named a Third Team All-MAC selection...Earned All-MAC honors for second-straight season...Earned MAC Defensive Player of the Week honors, Nov. 8, following a career-best 10 tackles, which included a personal-best tying and season-high 2.0 sacks against Toledo (Nov. 2)...Appeared in all 13 games for the Green and White, eight of which were starts...Started the final seven games of the year...Ranked 10th in the MAC with 6.0 sacks, a career-best mark...Third on the team with 63 total tackles (32 solo, 31 assisted)...Led the team with 12 tackles for loss...Helped EMU force 15 regular-season turnovers...Forced a team-leading three fumbles...One of just two players for EMU to record 10-or-more quarterback hurries...Recorded five-or-more tackles in seven games...Had a career-best tying 10 tackles against Western Michigan (Nov. 16)...Led the team with 6.5 sacks...The next closest teammate was two sacks behind Ramirez's tally...Was first on the team and the only EMU player to record 10-or-more tackles for loss...Finished with 12.0 TFLs in 2021, a new career-best...**2020:** Appeared in each of EMU's six games in 2020...Notched his first-career tackle against Kent State (Nov. 4), and finished the game with three total stops...Recorded at least two tackles in every appearance in 2020...Had a breakout game at Western Michigan (Dec. 5)...Set personal bests in tackles (7), tackles-for-loss (2.0), sacks (2.0), and forced fumbles (1.0)...Each number in the previous categories, with the exception of his total tackles, led or tied for the team lead against Western...Was an anchor for the EMU defense that held Western Michigan's D'Wayne Eskridge, the nation's leader in all-purpose yards coming into the game (255 yards per game average) to a season-low 99 yards...The game was Eskridge's first without at least 230 all-purpose yards...Additionally, his kick return yards (30) and receiving yards (53) against EMU were season lows...Collected MAC Defensive Player of the Week honors for his performance...**2019:** Participated in four games this season on the defensive line: at Kentucky (Sept. 7), at Illinois (Sept. 14), vs. Central Connecticut (Sept. 21), and at Central Michigan (Oct. 5)...**RIVERSIDE CITY:** Played in 12 games, recording 44 tackles, eight sacks and a forced fumble...Notched a pair of 2.5 sack contests versus El Camino and San Diego Mesa...**ARIZONA:** Practiced with the team but did not see game action in 2017...Graduated and enrolled early...**HIGH SCHOOL:** Attended Auburndale High School and played under Head Coach Billy Deeds as a Bloodhound...Ranked as a three-star recruit by 247Sports...Earned four letters in football at wide receiver, cornerback, safety and linebacker...Recorded 148 tackles, 7.5 TFL, 1.5 sacks, 1 PBU 2 forced fumbles, and a fumble recovery in three seasons at Auburndale...Served as a team captain his senior year...Earned all-state honors as a senior...Led his team with 114 tackles as a senior...Also had one blocked kick and one forced fumble...Finished his career with 99 solo tackles...Racked up 114 tackles, 6.5 TFL, 0.5 sack, a PBU, a forced fumble, a fumble recovery for a touchdown, and a blocked punt during his senior campaign...**PERSONAL:** Full name: Jose Ramirez...Son of Magalie Edouard...Has four brothers, Paolo Ramirez, Magyla Ramirez, Teo Ramirez, Abuccio Renna, and a sister, Junie Joseph...Psychology major.

## Jose Ramirez's Game-by-Game Defensive Statistics

### 2019 Season

Game	Gp-Gs	S	A	Loss	Sacks	Int	Ff	QH	PB	Total Tack
at Coastal Carolina (Aug. 31)	DNP									
at Kentucky (Sept. 7)	1-0	0	0	0	0	0	0	0	0	0
at Illinois (Sept. 14)	1-0	0	0	0	0	0	0	0	0	0
CENTRAL CONN. (Sept. 21)	1-0	0	0	0	0	0	0	0	0	0
at Central Mich. (Oct. 5)	1-0	0	0	0	0	0	0	0	0	0
<b>Totals</b>	<b>4-0</b>	<b>0</b>	<b>0</b>	<b>0</b>	<b>0</b>	<b>0</b>	<b>0</b>	<b>0</b>	<b>0</b>	<b>0</b>

### 2020 Season

Game	Gp-Gs	S	A	Loss	Sacks	Int	Ff	QH	PB	Total Tack
at Kent State* (Nov. 4)	1-0	2	1	0	0	0	0	0	0	3
at Ball State* (Nov. 10)	1-1	1	3	0	0	0	0	0	0	4
TOLEDO* (Nov. 18)	1-0	0	2	0	0	0	0	1	0	2
CENTRAL MICH.* (Nov. 27)	1-0	1	5	0.5-2	0	0	0	0	0	6
at Western Mich.* (Dec. 5)	1-0	4	3	2.0-7	2.0-7	0	1	0	1	7
NORTHERN ILLINOIS* (Dec. 12)	1-0	2	3	0	0	0	0	1	0	5
<b>Totals</b>	<b>6-1</b>	<b>10</b>	<b>17</b>	<b>2.5-8</b>	<b>2.0-7</b>	<b>-</b>	<b>1</b>	<b>2</b>	<b>1</b>	<b>27</b>

### 2021 Season

Game	Gp-Gs	S	A	Loss	Sacks	Int	Ff	QH	PB	Total Tack
SAINT FRANCIS (Sept. 3)	1-0	2	3	1.0-8	1.0-8	0	1	0	0	5
at Wisconsin (Sept. 11)	1-0	1	0	1.0-1	0	0	0	0	0	1
at UMass (Sept. 18)	1-1	0	1	0	0	0	0	0	0	1
TEXAS STATE (Sept. 25)	1-0	5	0	1.0-1	0	0	0	1	0	5
at Northern Illinois (Oct. 2)	1-0	3	0	0	0	0	0	0	0	3
MIAMI (Oct. 9)	1-0	3	3	1.0-6	1.0-1	0	1	5	1	6
BALL STATE (Oct. 16)	1-1	1	4	0	0	0	0	1	0	5
at Bowling Green (Oct. 23)	1-1	1	0	1.0-4	1.0-4	0	0	1	2	1
at Toledo (Nov. 2)	1-1	7	3	3.0-10	2.0-7	0	1	1	0	10
OHIO (Nov. 9)	1-1	3	6	1.5-4	0	0	0	0	0	9
WESTERN MICH. (Nov. 16)	1-1	3	7	1.0-1	1.0-1	0	0	0	0	10
at Central Mich. (Nov. 23)	1-1	2	1	0	0	0	0	0	0	3
vs. Liberty (Dec. 18)	1-1	1	3	1.5-4	0.5-3	0	0	0	1	4
<b>Totals</b>	<b>13-8</b>	<b>32</b>	<b>31</b>	<b>12.0-39</b>	<b>6.5-29</b>	<b>0</b>	<b>3</b>	<b>10</b>	<b>4</b>	<b>63</b>

### 2022 Season

Game	Gp-Gs	S	A	Loss	Sacks	Int	Ff	QH	PB	Total Tack
EASTERN KY. (Sept. 2)	1-1	1	0	0	0	0	0	0	0	1
at Louisiana (Sept. 10)	1-1	5	2	1.0-2	0	0	0	0	0	7
at Arizona State (Sept. 17)	1-1	1	2	0	0	0	0	0	0	3
BUFFALO* (Sept. 24)	1-1	2	7	0.5-1	0	0	0	1	0	9
UMASS (Oct. 1)	1-1	5	3	3.0-16	1.0-5	0	0	2	1	8
at Western Mich.* (Oct. 8)	1-1	6	0	4.0-30	4.0-30	0	1	0	0	6
NORTHERN ILL.* (Oct. 15)	1-1	2	2	2.0-13	2.0-13	0	0	1	0	4
at Ball State* (Oct. 24)	DNP									
TOLEDO* (Oct. 29)	1-0	6	3	2.0-8	1.0-6	0	1	2	1	9
at Akron* (Nov. 8)	1-1	1	4	0.5-2	0	0	0	0	0	5
at Kent State (Nov. 16)	1-1	5	2	3.5-15	1.0-8	0	0	0	0	7
CENTRAL MICH.* (Nov. 25)	1-1	3	1	3.0-17	3.0-17	0	0	3	0	4
<b>Totals</b>	<b>11-10</b>	<b>37</b>	<b>26</b>	<b>19.5-104</b>	<b>12.0-79</b>	<b>0</b>	<b>2</b>	<b>9</b>	<b>2</b>	<b>63</b>

## Jose Ramirez's Career Defensive Statistics

Season	Gp-Gs	S	A	Loss	Sacks	Int	FF	QH	PB	Total Tack
2019	4-0	0	0	0	0	0	0	0	0	0
2020	6-1	10	17	2.5-8	2.0-7	0	1	2	1	27
2021	13-8	32	31	12.0-39	6.5-29	0	3	10	4	63
2022	11-10	37	26	19.5-104	12.0-79	0	2	9	2	63
<b>Total</b>	<b>34-19</b>	<b>79</b>	<b>74</b>	<b>34.0-152</b>	<b>20.5-115</b>	<b>0</b>	<b>6</b>	<b>21</b>	<b>7</b>	<b>153</b>





# AUSTIN SMITH

**QUARTERBACK**
**#4**
**So. • 6-2 • 212 LBS.**
**ELLENWOOD, GA.-CEDAR GROVE**

@AUSTINSMITH2021

**EMU: 2022:** Played in nine games, starting six...Came off the bench to help EMU post a 30-21 victory at Arizona State, Sept. 17...Ran for 55 yards while throwing for 60 yards and a TD in the MAC's first regular season win over a PAC-12 team...Ran the ball 19 times for 52 yards and a score, while going for 197 yards through the air at Ball State, Oct. 24...**2021:** Joined the EMU football program as an early enrollee during the winter semester of 2021...Made his collegiate debut against Texas State (Sept. 25), making an appearance off the bench...Threw for 16 yards on one pass attempt...**HIGH SCHOOL:** Attended Cedar Grove High School and played under Head Coach Miguel Patrick as a Saint...Ranked as a two-star recruit by Rivals and as a three-star recruit by 247Sports...Compiled 20 offers, nearly all of which were from Division I institutions...Considered the No. 184/187 player from the football powerhouse State of Georgia by 247Sports and the 247Sports composite rankings...A dual-threat quarterback that threw for 985 yards on 65-of-107 passing during his senior season at CGHS...Threw for eight touchdowns and just one interception...Ran for 206 yards on the ground and 3 TDs in just five games during his senior season...Helped lead the Saints to two Class AAA state championships in Georgia, including a 13-2 overall record during the 2019 campaign...Was a two-time captain for his high school squad...Earned preseason all-state honors prior to his senior season...Also ran track in high school...**PERSONAL:** Full name: Austin Perry Smith...Son of Charles and Ricci Smith...Has two brothers, Justin and Jeremy Populus...Undecided major.



## Austin Smith's Game-by-Game Offensive Statistics

2021 Season	Gp-Gs	TC	Net	Avg	Td	Lg	Comp	Att	Int	Yds	Td	Lg	Pct	Plays	Yards
TEXAS STATE (Sept. 25)	1-0	0	0	0	0	0	1	1	0	16	0	16	100.0	1	16
<b>2022 Season</b>	<b>Gp-Gs</b>	<b>TC</b>	<b>Net</b>	<b>Avg</b>	<b>Td</b>	<b>Lg</b>	<b>Comp</b>	<b>Att</b>	<b>Int</b>	<b>Yds</b>	<b>Td</b>	<b>Lg</b>	<b>Pct</b>	<b>Plays</b>	<b>Yards</b>
EASTERN KY. (Sept. 2)	DNP														
at Louisiana (Sept. 10)	1-0	1	4	4.0	0	4	0	0	0	0	0	0	0	1	4
at Arizona State (Sept. 17)	1-0	8	55	6.9	0	20	4	8	0	60	1	42	50.0	16	115
BUFFALO* (Sept. 24)	1-1	12	74	6.2	1	29	12	19	1	190	1	67	32.2	31	264
UMASS (Oct. 1)	1-1	10	33	3.3	0	11	13	24	2	122	2	39	54.2	34	155
at Western Mich.* (Oct. 8)	1-0	0	0	0	0	0	0	0	0	0	0	0	0	0	0
NORTHERN ILL.* (Oct. 15)	DNP														
at Ball State* (Oct. 24)	1-1	19	52	2.7	1	20	20	33	0	197	0	27	60.6	52	249
TOLEDO* (Oct. 29)	1-1	5	20	-3.5	0	2	3	6	0	15	0	11	50.0	8	35
at Akron* (Nov. 8)	1-1	5	18	3.6	0	24	16	28	1	190	2	40	57.1	33	208
at Kent State (Nov. 16)	1-1	1	-1	-1.0	0	0	0	0	0	0	0	0	0	1	-1
CENTRAL MICH.* (Nov. 25)	DNP														
<b>Totals</b>	<b>9-6</b>	<b>61</b>	<b>255</b>	<b>4.2</b>	<b>2</b>	<b>29</b>	<b>68</b>	<b>118</b>	<b>4</b>	<b>774</b>	<b>6</b>	<b>67</b>	<b>57.6</b>	<b>179</b>	<b>1089</b>

## Austin Smith's Career Offensive Statistics

Season	Gp-Gs	TC	Net	Avg	Td	Lg	Comp	Att	Int	Yds	Td	Lg	Pct	Plays	Yards
2021	1-0	0	0	0	0	0	1	1	0	16	0	16	100.0	1	16
2022	9-6	61	255	4.2	2	29	68	118	4	774	6	67	57.6	179	1089
<b>Totals</b>	<b>10-6</b>	<b>61</b>	<b>255</b>	<b>4.2</b>	<b>2</b>	<b>29</b>	<b>69</b>	<b>119</b>	<b>4</b>	<b>790</b>	<b>6</b>	<b>67</b>	<b>57.9</b>	<b>180</b>	<b>1105</b>







# JOE SPARACIO

LINEBACKER

#19

SR. • 5-11 • 228 LBS.

NAPLES, FLA.-FIRST BAPTIST ACADEMY-  
BOSTON COLLEGE

🐦 @JOESPARACIO

**EMU: 2022:** E-Gridiron Group's Defensive Newcomer of the Year... Was second on the squad with 84 tackles to go along with six tackles for loss, one sack, and one interception...Most prolific game came at Ball State, Oct. 22, when he racked up 16 stops to go along with one fumble recovery...**BOSTON COLLEGE: 2021:** Played in 11 games with five stops...**2020:** Played in four games and totaled three tackles...**2019:** Played in all 13 games and made nine starts...Totalled 50 tackles with six TFLs and a half sack plus one interception...Posted six tackles and an interception at the goal line vs. Virginia Tech, Aug. 31, in his first start...Five tackles, including a TFL, vs. Richmond, Sept. 7...Contributed seven tackles, including 0.5 TFLs, vs. Kansas, Sept. 13...Assisted on four tackles at Rutgers, Sept. 21...Made eight tackles, including 0.5 TFLs, vs. Wake Forest, Sept. 28...Credited with two tackles and a four-yard TFL at Louisville, Oct. 5...Made three tackles, including 0.5 TFLs, vs. NC State, Oct. 19...Credited with four tackles, including a TFL, at Clemson, Oct. 26...Started and made seven tackles, including four solo, with 1.5 TFLs and a half sack against Cincinnati, Jan. 2 in the Birmingham Bowl...**HIGH SCHOOL:** Played under his father, Billy Sparacio at First Baptist Academy, where he was a team captain his senior year...Rated the No. 67 inside linebacker in the nation by 247Sports...ESPN Recruiting's No. 40 inside linebacker nationally and the No. 219 recruit in Florida...Four-time Naples Daily News All-Area first-team selection...59 tackles, including 14 TFLs and three sacks as a senior...Also rushed for 676 yards and 10 touchdowns on offense...Three-time first team all-state linebacker as a sophomore, junior and senior...Also earned honorable mention at the position as a freshman...Southwest Florida Sports Awards Naples Daily News Defensive Player of the Year as a senior...Four-time Naples Daily News all-area selection...Had 101 tackles, nine sacks and 21.5 TFLs during his junior season...At fullback and tight end as a junior, totaled 839 yards of offense and 14 total touchdowns...**PERSONAL:** Full Name: Joe Sparacio...Son of Billy and Tara Sparacio...Has a brother, Sam, and a sister, Hanna...Management major.

## Joe Sparacio's Game-by-Game Defensive Statistics

### 2018 Season

Game	Gp-Gs	S	A	Loss	Sacks	Int	Ff	QH	PB	Total Tack
UMASS (Sept. 1)	1-0	1	1	0	0	0	0	0	0	2
HOLY CROSS (Sept. 8)	1-0	0	1	0	0	0	0	0	0	1
<b>Totals</b>	<b>3-0</b>	<b>1</b>	<b>2</b>	<b>0</b>	<b>0</b>	<b>0</b>	<b>0</b>	<b>0</b>	<b>0</b>	<b>3</b>

### 2019 Season

Game	Gp-Gs	S	A	Loss	Sacks	Int	Ff	QH	PB	Total Tack
VIRGINIA TECH* (Aug. 31)	1-1	2	4	0	0	1	0	0	0	6
RICHMOND (Sept. 7)	1-0	3	2	1.0-1	0	0	0	0	0	5
KANSAS (Sept. 13)	1-0	1	6	0.5-0	0	0	0	0	0	7
at Rutgers (Sept. 21)	1-0	4	0	0	0	0	0	0	0	4
WAKE FOREST* (Sept. 28)	1-0	3	5	0.5-0	0	0	0	0	0	8
at Louisville* (Oct. 5)	1-0	2	0	1.0-4	0	0	0	0	0	2
NC STATE* (Oct. 19)	1-0	1	2	0.5-0	0	0	0	0	0	3
at Clemson* (Oct. 26)	1-0	3	1	1.0-2	0	0	0	0	0	4
at Syracuse* (Nov. 2)	1-0	0	0	0	0	0	0	0	0	0
FLORIDA STATE* (Nov. 9)	1-0	3	0	0	0	0	0	0	0	3
at Notre Dame (Nov. 23)	1-0	1	0	0	0	0	0	0	0	1
at Pittsburgh (Nov. 30)	1-0	0	0	0	0	0	0	0	0	0
vs. Cincinnati (Jan. 2)	1-0	4	3	1.5-6	0.5-4	0	0	0	0	7
<b>Totals</b>	<b>13-9</b>	<b>23</b>	<b>27</b>	<b>6.0-13</b>	<b>0.5-4</b>	<b>1</b>	<b>0</b>	<b>0</b>	<b>0</b>	<b>50</b>

### 2020 Season

Game	Gp-Gs	S	A	Loss	Sacks	Int	Ff	QH	PB	Total Tack
at Duke* (Sept. 19)	1-0	1	0	0	0	0	0	0	0	1
at Virginia Tech* (Oct. 17)	1-0	0	1	0	0	0	0	0	0	1
GEORGIA TECH* (Oct. 24)	1-0	1	0	1.0-3	1.0-3	0	0	0	0	1
at Clemson* (Oct. 31)	1-0	0	0	0	0	0	0	0	0	0
<b>Totals</b>	<b>4-0</b>	<b>2</b>	<b>1</b>	<b>1.0-3</b>	<b>1.0-3</b>	<b>0</b>	<b>0</b>	<b>0</b>	<b>0</b>	<b>3</b>

### 2022 Season

Game	Gp-Gs	S	A	Loss	Sacks	Int	Ff	QH	PB	Total Tack
EASTERN KY. (Sept. 2)	1-1	4	4	0	0	0	0	0	0	8
at Louisiana (Sept. 10)	1-1	0	4	0	0	0	0	0	1	4
at Arizona State (Sept. 17)	1-1	2	3	0	0	0	0	0	0	5
BUFFALO* (Sept. 24)	1-1	1	4	0	0	0	0	0	0	5
UMASS (Oct. 1)	1-0	2	2	1.0-1	0	0	0	0	0	4
at Western Mich.* (Oct. 8)	1-1	8	0	1.0-2	0	0	0	0	0	8
NORTHERN ILL.* (Oct. 15)	1-1	5	4	1.5-2	0	0	0	0	0	9
at Ball State* (Oct. 24)	1-1	3	12	0	0	0	0	0	0	15
TOLEDO* (Oct. 29)	1-1	3	4	0	0	0	0	0	0	7
at Akron* (Nov. 8)	1-1	3	5	0.5-3	0	1	0	0	0	8
at Kent State (Nov. 16)	1-1	2	0	1.0-2	0	0	0	0	0	2
CENTRAL MICH.* (Nov. 25)	1-1	5	3	1.0-6	1.0-6	0	0	0	0	8
<b>Totals</b>	<b>12-11</b>	<b>38</b>	<b>45</b>	<b>6.0-15</b>	<b>1.0-6</b>	<b>1</b>	<b>0</b>	<b>0</b>	<b>1</b>	<b>83</b>

## Joe Sparacio's Career Defensive Statistics

Season	Gp-Gs	S	A	Loss	Sacks	Int	Ff	QH	PB	Tack
2018	2-0	1	2	0	0	0	0	0	0	3
2019	13-9	23	27	6.0-13	0.5-4	1	0	0	0	50
2020	4-0	2	1	1.0-3	1.0-3	0	0	0	0	3
2022	12-11	38	45	6.0-15	1.0-6	1	0	0	1	83
<b>Total</b>	<b>31-20</b>	<b>64</b>	<b>64</b>	<b>13.0-32</b>	<b>2.5-13</b>	<b>2</b>	<b>0</b>	<b>0</b>	<b>1</b>	<b>139</b>



## Alphabetical Roster

No.	Name
18	Ali Abdul-Barr
73	Joshua Anderson
76	Richard Bates Jr.**
7	Brandon Benson*
2	Hassan Beydoun****
46	Steve Bird**
13	Brooks Blount
23	Blake Bogan****
58	Maliek Bogard
27	Darius Boone Jr.**
64	Jaavon Brown
51	Andrew Buck
44	Luke Cameron**
27	David Carter Jr.*
95	Mikah Coleman
54	Zack Conti *
93	Jordan Crawford**
21	Robert Daniel Jr.*
86	Blake Daniels
81	Nick Devereaux
60	Tommy Dickinson
77	Brian Dooley****
70	Dimitri Douglas*
49	Jeremiah Drake
1	Dylan Drummond****
88	Hamze El-Zayat
52	Carter Evans
22	Samson Evans**
38	Michael Foor
30	Quinn Fracassi
48	Jaden Gaines
65	Nicholas Gallegos
83	Jere Getzinger**
57	Carter Gilbert
64	John Golden Jr
96	Adrian Gonzalez
34	Jack Goodman
98	Tim Grant-Randall
59	Daniel Greene
33	Keylen Gullely
29	Christopher Gundy
35	Jesús Gómez
51	Aaron Hamilton*
97	Mikey Haney***
5	Korey Hernandez**
39	Adam Heston
26	Tristen Hines
68	Alex Howie**
45	Brycen Huddleston
72	Mack Indestad
3	Aaron Jackson**
28	Jaylon Jackson
61	Jeremiah Jackson Jr.
23	Elijah Jackson-Anderson
74	Jez Janvier
41	Justin Jefferson*
71	Marcellus Johnson***
16	Kaiden Keefe
33	Ryan Kingston
6	Chase Kline
24	Tanner Knue**
9	Darius Lassiter
17	Mark Lee Jr.**

## EASTERN MICHIGAN UNIVERSITY FOOTBALL ROSTER

No.	Name	Pos	Ht	Wt	Class	Hometown-High School-Previous School
1	Dylan Drummond****	WR	6-0	186	Gr.	Cleveland, Ohio-Cuyahoga Heights
2	Hassan Beydoun****	WR	5-8	174	Gr.	Dearborn, Mich.-Dearborn
3	Aaron Jackson**	TE	6-2	230	Sr.	Detroit, Mich.-Cass Technical
4	Jose Ramirez**	DL	6-2	252	Gr.	Lake Alfred, Fla.-Auburndale-Arizona-Riverside City
4	Austin Smith	QB	6-2	212	So.	Ellenwood, Ga.-Cedar Grove
5	Korey Hernandez**	DB	5-11	183	Gr.	Decatur, Ga.-Cedar Grove-Arkansas-Iowa Western C.C.
6	Chase Kline	LB	6-4	233	Jr.	Chardon, Ohio-Chardon-Michigan State
7	Brandon Benson*	DB	6-1	200	Gr.	Triangle, Va.-Hylton-Bucknell
7	Taylor Powell	QB	6-2	208	Gr.	Fayetteville, Ark.-Fayetteville-Missouri-Troy
8	Cam'Ron McCoy	QB	6-1	190	Fr.	St. Louis, Mo.-St. Mary's
8	T.J. Peavy**	DB	5-10	197	Jr.	Fayetteville, Ga.-Sandy Creek-Air Force
9	Darius Lassiter	WR	6-3	200	Jr.	Chandler, Ariz.-Lawrence Free State (Kan.)-Butler C.C.
10	Tariq Speights***	LB	5-10	232	Gr.	Valencia, Calif.-Valencia-College of the Canyons
11	Isaiah Watson**	DB	5-10	174	Sr.	Baltimore, Md.-Calvert Hall
12	DJ Smith*	RB	5-9	187	Jr.	Dallas, Texas-Frisco Lone Star
13	Russell Vaden IV***	DB	6-3	214	Gr.	Louisville, Ky.-Moore
13	Brooks Blount	QB	6-0	185	Jr.	Waukesha, Wis.-Waukesha West-DuPage
14	Isaac Smith	WR	6-2	201	Jr.	Memphis, Tenn.-St. Georges-Wisconsin
14	Corry Thomas Jr.	DB	5-10	181	Jr.	Ecorse, Mich.-Westlake (Ga.)
15	Jeremiah Salem	QB	6-3	183	Fr.	Germantown, Tenn.-Houston
15	Joshua Scott	DB	6-0	180	So.	Antioch, Calif.-Deer Valley-City College of San Francisco
16	Kaiden Keefe	WR	6-2	177	Jr.	Highlands Ranch, Colo.-Valor Christian
16	Cameron Smith	DB	6-2	193	So.	Cleveland, Ohio-Euclid
17	Mark Lee Jr.**	DB	6-0	184	Jr.	Columbus, Ohio-Northland
17	JB Mitchell III*	WR	6-1	202	So.	Alabaster, Ala.-Thompson
18	Ali Abdul-Barr	WR	6-2	202	Fr.	Atlanta, Ga.-Woodland-Stockbridge
18	Josh McCarty	DB	5-11	202	Jr.	Troy, Mich.-Orchard Lake St. Mary's
19	Joe Sparacio	LB	5-11	228	Gr.	Naples, Fla.-First Baptist Academy-Boston College
20	Chase Smith	WR	6-1	168	Fr.	Columbia, S.C.-Ridge View
20	EJ Williams**	LB	6-1	203	Sr.	Indianapolis, Ind.-Pike
21	Robert Daniel Jr.*	DB	6-0	189	Sr.	Oak Park, Mich.-Oak Park
21	Bryson Moss*	RB	5-11	202	So.	Newnan, Ga.-Newnan
22	Samson Evans**	RB	6-0	218	Sr.	Crystal Lake, Ill.-Prairie Ridge-Iowa
23	Blake Bogan****	DB	6-2	201	Gr.	Grand Blanc, Mich.-Grand Blanc
23	Elijah Jackson-Anderson	RB	5-11	182	Fr.	Flint, Mich.-Grand Blanc
24	Tanner Knue**	WR	5-11	177	Jr.	Mason, Ohio-Mason
25	Sebastian Toland	RB	5-8	186	Sr.	Jackson, Mich.-Jackson Lumen Christi-Northern Michigan
25	Jalen Weathers	DB	5-11	184	Sr.	Chicago, Ill.-Mount Carmel-Trinity
26	Tristen Hines	DB	5-11	180	Jr.	Milan, Mich.-Milan
27	Darius Boone Jr.**	RB	5-11	202	Jr.	Tulsa, Okla.-Union
27	David Carter Jr.*	DB	5-11	187	Jr.	Ecorse, Mich.-River Rouge
28	Jaylon Jackson	RB	5-8	165	Jr.	Burleson, Texas-Centennial-Lamar
28	Jason Marshall	DB	6-2	185	Fr.	Trenton, Mich.-Trenton
29	Chris Gundy	WR	5-8	158	Fr.	Smithfield, Va.-Smithfield-Naval Academy Prep
29	Kempton Shine***	DB	5-11	178	Jr.	Chicago, Ill.-St. Rita
30	Quinn Fracassi	WR	6-1	160	Fr.	Howell, Mich.-South Lyon
30	Mitchell Tomasek	P	6-4	214	So.	Columbus, Ohio-Worthington Kilbourne
31	Brady Pohl	K	6-2	220	Sr.	Kansas City, Mo.-Liberty North-Oklahoma State
31	Zach Walling	WR	6-3	208	Jr.	Toledo, Ohio-Whitmer
32	Kendric Nowling **	DB	6-2	211	Jr.	Chicago, Ill.-Marist
33	Keylen Gullely	DB	6-0	175	So.	Largo, Fla.-Largo-Coffeyville CC
33	Ryan Kingston	P	6-5	191	Fr.	South Bend, Ind.-Riley
34	Jack Goodman	DB	6-1	196	Jr.	Battle Creek, Mich.-Lakeview
34	Ivan Maric	K	6-0	195	Fr.	McLean, Va.-McLean
35	Jesús Gómez	K	6-1	202	So.	Puebla, Mexico-Prepa Tec Puebla
35	Quentavious Scandrett	DB	6-3	196	So.	Hampton, Ga.-Lovejoy
36	Zach Mowchan	LB	6-2	223	So.	Dillsburg Pa.-Northern York
38	Michael Foor	RB	5-11	212	Jr.	Carleton, Mich.-Airport
38	Amar'e Reed	LB	6-1	245	Fr.	Canton, Mich.-Canton
39	Adam Heston	P	6-1	206	Jr.	Sewell, N.J.-St Augustine Prep
39	Barry Manning	DB	6-1	193	Fr.	Stone Mountain, Ga.-Tucker
40	Adam Rammouni	WR	6-2	195	Fr.	Dearborn, Mich.-Dearborn
41	Justin Jefferson*	LB	5-11	225	Jr.	Chicago, Ill.-Brother Rice
42	Zach Zoglio	LS	6-0	200	So.	Cincinnati, Ohio-Anderson
43	Cole McElvany	LB	6-2	205	Fr.	Milan, Mich.-Milan
44	Luke Cameron**	LB	6-1	224	Sr.	Kokomo, Ind.-Kokomo-Army West Point
46	Steve Bird**	LS	5-10	227	Sr.	Phoenix, Ariz.-Sandra Day O'Connor
47	Joseph Zelinsky	DL	6-4	258	Jr.	Cressona, Pa.-Blue Mountain-Hudson Valley CC
48	Jaden Gaines	DL	6-5	242	Fr.	Alpharetta, Ga.-Chattahoochee







## EASTERN MICHIGAN UNIVERSITY FOOTBALL ROSTER

No.	Name	Pos	Ht	Wt	Class	Hometown-High School-Previous School
49	Jeremiah Drake	TE	6-5	245	Fr.	Wyoming, Mich.-Godwin Heights
51	Andrew Buck	LB	6-0	195	Fr.	Menlo Park, Calif.-Menlo-Atherton
52	Carter Evans	DL	6-4	252	So.	Crystal Lake, Ill.-Prairie Ridge
53	Steven Scheidt**	LB	6-2	222	Jr.	Clovis, Calif.-Buchanan-Fresno City College
54	Zack Conti*	OL	6-6	312	Jr.	Trenton, Mich.-Trenton
56	Sterling Miles	DL	6-5	234	Jr.	West Bloomfield, Mich.-West Bloomfield-Cincinnati
57	Carter Gilbert	DL	6-4	297	So.	Oxford, Mich.-Oxford
58	Maliek Bogard	DL	6-6	218	Fr.	Beggs, Okla.-Beggs
59	Daniel Greene	OL	6-4	297	Jr.	Goodrich, Mich.-Goodrich
60	Tommy Dickinson	OL	6-5	275	Fr.	Collegeville, Pa.-Methacton
61	Jeremiah Jackson Jr.	OL	6-4	287	Fr.	Lakeland, Fla.-Kathleen
62	Sidy Sow****	OL	6-5	326	Gr.	Bromont, Quebec-J-H Leclerc-Champlain Lennoxville
63	Mickey Rewolinski	OL	6-5	300	Jr.	Caledonia, Wis.-Union Grove
64	Jaavon Brown	DL	6-1	345	Jr.	New Haven, Conn.-Hillhouse-Central Connecticut State-Independence CC
64	John Golden Jr	OL	6-4	265	So.	Glen Ellyn Ill.-Glenbard South
65	Nicholas Gallegos	OL	6-4	266	Fr.	Naperville, Ill.-Neuqua Valley
66	Daniel Warnsman	OL	6-4	306	So.	Dublin, Ohio-Dublin Coffman
67	Broderick Roman*	OL	6-3	291	Jr.	Lansing, Mich.-Okemos
68	Alex Howie**	OL	6-4	307	Sr.	Canton, Mich.-Salem
70	Dimitri Douglas*	OL	6-4	316	Sr.	Saline, Mich.-Saline-Michigan State
71	Marcellus Johnson***	OL	6-4	308	Gr.	Normal, Ill.-Normal Community
72	Mack Indestad	OL	6-7	272	Fr.	Lemont, Ill.-Lemont Twp.
73	Joshua Anderson	OL	6-5	325	Fr.	Florissant, Mo.-Westminster Christian Academy
74	Jez Janvier	OL	6-5	311	So.	Montreal, Quebec, Canada-Cegep Vieux Montreal
75	Carson Lee	OL	6-3	335	So.	Greenwood Village, Colo.-Cherry Creek-Colorado
76	Richard Bates Jr.**	OL	6-3	285	Gr.	Kenner, La.-Scotlandville Magnet-Independence C.C.
77	Brian Dooley****	OL	6-7	302	Gr.	Bowling Green, Ohio-Toledo St. John's Jesuit
78	Dennis Strey Jr.	OL	6-7	295	Fr.	Paw Paw, Mich.-Paw Paw
79	Jimi McAdams IV*	OL	6-5	300	Jr.	Parma, Ohio-Padua Franciscan
80	Max Reese	TE	6-2	229	Fr.	Chicago, Ill.-Fenwick
81	Nick Devereaux	WR	6-2	195	So.	Troy, Mich.-Brother Rice-Davenport
81	Dylan Summers*	WR	6-1	202	Jr.	Chicago, Ill.-Brother Rice-Cornell
82	Gunnar Oakes****	TE	6-5	256	Gr.	Swanton, Ohio-Swanton
83	Jere Getzinger**	TE	6-3	242	Jr.	West Branch, Mich.-Ogemaw Heights
85	Andreas Paaske	TE	6-7	252	So.	Copenhagen, Denmark-Søllerød Senior-Denmark Gold Diggers
86	Blake Daniels	TE	6-6	225	Sr.	Macomb, Mich.-L'Anse Creuse North-Davenport
88	Hamze El-Zayat	WR	5-10	178	Gr.	Dearborn, Mich.-Fordson-Fordham
90	Grant Trueman**	DL	6-3	230	Gr.	Chino Hills, Calif.-Chino Hills-Citrus College
91	Dexter Manior*	DL	6-2	291	Jr.	Rincon, Ga.-Rockdale County-U.S. Naval Academy
92	Alex Merritt**	DL	6-2	292	Jr.	Cincinnati, Ohio-Moeller
93	Jordan Crawford**	DL	6-1	325	Gr.	Houston, Texas-Pearland-Tyler J.C.
94	Peyton Price*	DL	6-2	286	So.	Lafayette, Ind.-Jefferson
95	Mikah Coleman*	DL	6-5	245	Jr.	Reynoldsburg, Ohio-Reynoldsburg
96	Adrian Gonzalez	DL	6-4	300	Sr.	Leon, Mexico-Liceo Cancún
97	Mikey Haney***	DL	6-4	245	Gr.	Maumee, Ohio-Maumee
98	Tim Grant-Randall	DL	6-0	283	Jr.	Conroe, Texas-Oak Ridge-Blinn
99	Melvin Swindle II	DL	6-3	288	So.	Oklahoma City, Okla.-Heritage Hall

\* - letters won

## Alphabetical Roster

No.	Name
75	Carson Lee
91	Dexter Manior
39	Barry Manning
34	Ivan Maric
28	Jason Marshall
79	Jimi McAdams IV *
18	Josh McCarty
8	Cam'Ron McCoy
43	Cole McElvany
92	Alex Merritt**
56	Sterling Miles
17	JB Mitchell III*
21	Bryson Moss*
36	Zach Mowchan
32	Kendric Nowling**
82	Gunnar Oakes****
85	Andreas Paaske
8	T.J. Peavy**
31	Brady Pohl
7	Taylor Powell
94	Peyton Price*
4	Jose Ramirez**
40	Adam Rammouni
38	Amar'e Reed
80	Max Reese
63	Mickey Rewolinski
67	Broderick Roman
15	Jeremiah Salem
35	Quantavious Scandrett*
53	Steven Scheidt**
15	Joshua Scott
29	Kempton Shine***
4	Austin Smith
16	Cameron Smith
20	Chase Smith
12	DJ Smith**
14	Isaac Smith
62	Sidy Sow****
19	Joe Sparacio
10	Tariq Speights***
78	Dennis Strey Jr.
81	Dylan Summers*
99	Melvin Swindle II
14	Corry Thomas Jr.*
25	Sebastian Toland
30	Mitchell Tomasek
90	Grant Trueman **
13	Russell Vaden IV***
24	Matt Waldington
31	Zach Walling
66	Daniel Warnsman
25	Jalen Weathers*
20	EJ Williams**
47	Joseph Zelinsky
42	Zach Zoglio

## EMU FOOTBALL 2022 - PRONUNCIATION GUIDE

## Players

Beydoun, Hassan ..... bay-DUNE  
 Devereaux, Nick ..... dEH-ver-oh  
 El-Zayat, Hamze ..... el-ZAY-yah hom-ZEE  
 Foor, Michael ..... four  
 Fracassi, Quinn ..... fra-cause-ee  
 Gallegos, Nicholas ..... gah-YAY-goess  
 Gomez, Jesus ..... hay-SOOS  
 Jackson, Jaylon ..... j-lynn  
 Janvier, Jez ..... jawn-vee-ay jehz  
 Knue, Tanner ..... canoe  
 Maric, Ivan ..... mar-ick  
 Manior, Dexter ..... may-nor  
 McCoy, Cam'Ron ..... cam-ron  
 Paaske, Andreas ..... poe-ska  
 Pohl, Brady ..... pole  
 Scheidt, Steven ..... SH-ite  
 Sparacio, Joe ..... spo-rah-see-o

Speights, Tariq ..... spayts  
 Strey, Dennis ..... struh-eye  
 Sow, Sidy ..... city sow (rhymes with cow)  
 Rammouni, Adam ..... RUH-moon-knee  
 Rewolinski, Mickey ..... rev-UH-lin-ski  
 Tomasek, Mitchell ..... tom-AH-seck  
 Zelinsky, Joseph ..... zuh-lin-skee  
 Zoglio, Zach ..... ZOH-gee-oh

## Coaches

Creighton, Chris ..... CRAY-ton  
 Neathery, Neal ..... NETH-er-ee  
 Prince, Munir ..... muh-NEAR  
 Piatkowski, Mike ..... pie-it-COW-ski  
 Sewell, Sam ..... SOO-wull

## EMU's Location

Ypsilanti ..... IP-sill-ANN-tee



## Numerical Roster

No.	Name
1	Dylan Drummond****
2	Hassan Beydoun****
3	Aaron Jackson **
4	Jose Ramirez**
4	Austin Smith
5	Korey Hernandez**
6	Chase Kline
7	Brandon Benson*
7	Taylor Powell
8	Cam'Ron McCoy
8	T.J. Peavy**
9	Darius Lassiter
10	Tariq Speights***
11	Isaiah Watson**
12	DJ Smith**
13	Russell Vaden IV**
13	Brooks Blount
14	Isaac Smith
14	Corry Thomas Jr.*
15	Jeremiah Salem
15	Joshua Scott
16	Kaiden Keefe
16	Cameron Smith
17	Mark Lee Jr.**
17	JB Mitchell III*
18	Ali Abdul-Barr
18	Josh McCarty
19	Joe Sparacio
20	Chase Smith
20	EJ Williams**
21	Robert Daniel Jr.*
21	Bryson Moss*
22	Samson Evans**
23	Blake Bogan****
23	Elijah Jackson-Anderson
24	Tanner Knue**
24	Matt Waldington
25	Sebastian Toland
25	Jalen Weathers*
26	Tristen Hines
27	Darius Boone Jr.**
27	David Carter Jr.*
28	Jaylon Jackson
28	Jason Marshall
29	Christopher Gundy
29	Kempton Shine***
30	Quinn Fracassi
30	Mitchell Tomasek
31	Brady Pohl
31	Zach Walling
32	Kendric Nowling**
33	Keylen Gulley
33	Ryan Kingston
34	Jack Goodman
34	Ivan Maric
35	Jesús Gómez
35	Quentavious Scandrett*
36	Zach Mowchan
37	Blake Ochsendorf
38	Michael Foor
38	Amar'e Reed
39	Adam Heston
39	Barry Manning

No.	Name	Pos	Ht	Wt	Class	Hometown-High School-Previous School
18	Ali Abdul-Barr	WR	6-2	202	Fr.	Atlanta, Ga.-Woodland-Stockbridge
73	Joshua Anderson	OL	6-5	325	Fr.	Florissant, Mo.-Westminster Christian Academy
76	Richard Bates Jr.**	OL	6-3	285	Gr.	Kenner, La.-Scotlandville Magnet-Independence C.C.
7	Brandon Benson*	DB	6-1	200	Gr.	Triangle, Va.-Hylton-Bucknell
2	Hassan Beydoun****	WR	5-8	174	Gr.	Dearborn, Mich.-Dearborn
46	Steve Bird**	LS	5-10	227	Sr.	Phoenix, Ariz.-Sandra Day O'Connor
13	Brooks Blount	QB	6-0	185	Jr.	Waukesha, Wis.-Waukesha West-DuPage
23	Blake Bogan****	DB	6-2	201	Gr.	Grand Blanc, Mich.-Grand Blanc
58	Maliek Bogard	DL	6-6	218	Fr.	Beggs, Okla.-Beggs
27	Darius Boone Jr.**	RB	5-11	202	Jr.	Tulsa, Okla.-Union
64	Jaavon Brown	DL	6-1	345	Jr.	New Haven, Conn.-Hillhouse-Independence CC
51	Andrew Buck	LB	6-0	195	Fr.	Menlo Park, Calif.-Menlo-Atherton
44	Luke Cameron**	LB	6-1	224	Sr.	Kokomo, Ind.-Kokomo-Army West Point
27	David Carter Jr.*	DB	5-11	189	Jr.	Ecorse, Mich.-River Rouge
95	Mikah Coleman	DL	6-5	245	Jr.	Reynoldsburg, Ohio-Reynoldsburg
54	Zack Conti *	OL	6-6	312	So.	Trenton, Mich.-Trenton
93	Jordan Crawford**	DL	6-1	325	Gr.	Houston, Texas-Pearland-Tyler J.C.
21	Robert Daniel Jr.*	DB	6-0	189	Sr.	Oak Park, Mich.-Oak Park
47	Nick Devereaux	WR	6-2	195	So.	Troy, Mich.-Brother Rice-Davenport
60	Tommy Dickinson	OL	6-5	275	Fr.	Collegeville, Pa.-Methacton
77	Brian Dooley****	OL	6-7	302	Gr.	Bowling Green, Ohio-Toledo St. John's Jesuit
70	Dimitri Douglas*	OL	6-4	316	Sr.	Saline, Mich.-Saline-Michigan State
49	Jeremiah Drake	TE	6-5	245	Fr.	Wyoming, Mich.-Godwin Heights
1	Dylan Drummond****	WR	6-0	186	Gr.	Cleveland, Ohio-Cuyahoga Heights
88	Hamze El-Zayat	WR	5-10	178	Gr.	Dearborn, Mich.-Fordson-Fordham
52	Carter Evans	DL	6-4	252	So.	Crystal Lake, Ill.-Prairie Ridge
22	Samson Evans**	RB	6-0	218	Sr.	Crystal Lake, Ill.-Prairie Ridge-Iowa
38	Michael Foor	RB	5-11	212	Jr.	Carleton, Mich.-Airport
30	Quinn Fracassi	WR	6-1	160	Fr.	Howell, Mich.-South Lyon
87	Evan Furtney	TE	6-4	234	Jr.	Milan, Mich.-Milan
48	Jaden Gaines	DL	6-5	242	Fr.	Alpharetta, Ga.-Chattahoochee
65	Nicholas Gallegos	OL	6-4	266	Fr.	Naperville, Ill.-Neuqua Valley
83	Jere Getzinger**	TE	6-3	242	Jr.	West Branch, Mich.-Ogemaw Heights
57	Carter Gilbert	DL	6-4	297	So.	Oxford, Mich.-Oxford
64	John Golden Jr	OL	6-4	265	So.	Glen Ellyn Ill.-Glenbard South
96	Adrian Gonzalez	DL	6-4	300	Sr.	Leon, Guanajuato, Mexico-Liceo Cancún
34	Jack Goodman	DB	6-1	196	Jr.	Battle Creek, Mich.-Lakeview
98	Tim Grant-Randall	DL	6-0	283	Jr.	Conroe, Texas-Oak Ridge-Blinn
59	Daniel Greene	OL	6-4	297	Jr.	Goodrich, Mich.-Goodrich
33	Keylen Gulley	DB	6-0	175	So.	Largo, Fla.-Largo-Coffeyville CC
29	Christopher Gundy	WR	5-8	158	Fr.	Smithfield, Va.-Smithfield-Naval Academy Prep
35	Jesús Gómez	K	6-1	202	So.	Puebla, Mexico-Prepa Tec Puebla
97	Mikey Haney***	DL	6-4	245	Gr.	Maumee, Ohio-Maumee
5	Korey Hernandez**	DB	5-11	183	Gr.	Decatur, Ga.-Cedar Grove-Arkansas-Iowa Western C.C.
39	Adam Heston	P	6-1	206	Jr.	Sewell, N.J.-St Augustine Prep
26	Tristen Hines	DB	5-11	180	Jr.	Milan, Mich.-Milan
68	Alex Howie**	OL	6-4	307	Sr.	Canton, Mich.-Salem
72	Mack Indestad	OL	6-7	272	Fr.	Lemont, Ill.-Lemont Twp.
3	Aaron Jackson**	TE	6-2	230	Sr.	Detroit, Mich.-Cass Technical
28	Jaylon Jackson	RB	5-8	165	Jr.	Burleson, Texas-Centennial-Lamar
61	Jeremiah Jackson Jr.	OL	6-4	287	Fr.	Lakeland, Fla.-Kathleen
23	Elijah Jackson-Anderson	RB	5-11	182	Fr.	Flint, Mich.-Grand Blanc
74	Jez Janvier	OL	6-5	311	So.	Montreal, Quebec, Canada-Cegep Vieux Montreal
41	Justin Jefferson*	LB	5-11	225	Jr.	Chicago, Ill.-Brother Rice
71	Marcellus Johnson***	OL	6-4	308	Gr.	Normal, Ill.-Normal Community
16	Kaiden Keefe	WR	6-2	177	Jr.	Highlands Ranch, Colo.-Valor Christian
33	Ryan Kingston	P	6-5	191	Fr.	South Bend, Ind.-Riley
6	Chase Kline	LB	6-4	233	Jr.	Chardon, Ohio-Chardon-Michigan State
24	Tanner Knue**	WR	5-11	177	Gr.	Mason, Ohio-Mason
9	Darius Lassiter	WR	6-3	200	Jr.	Chandler, Ariz.-Lawrence (Kan.) Free State-Butler C.C.
17	Mark Lee Jr.**	DB	6-0	184	Jr.	Columbus, Ohio-Northland
75	Carson Lee	OL	6-3	335	So.	Greenwood Village, Colo.-Cherry Creek-Colorado
91	Dexter Manior	DL	6-2	291	Jr.	Rincon, Ga.-Rockdale County-U.S. Naval Academy
39	Barry Manning	DB	6-1	193	Fr.	Stone Mountain, Ga.-Tucker
34	Ivan Maric	K	6-0	195	Fr.	McLean, Va.-McLean
28	Jason Marshall	DB	6-2	185	Fr.	Trenton, Mich.-Trenton
79	Jimi McAdams IV *	OL	6-5	300	Jr.	Parma, Ohio-Padua Franciscan
18	Josh McCarty	DB	5-11	202	Jr.	Troy, Mich.-Orchard Lake St. Mary's
8	Cam'Ron McCoy	QB	6-1	190	Fr.	St. Louis, Mo.-St. Mary's

## EASTERN MICHIGAN UNIVERSITY FOOTBALL ROSTER

No.	Name	Pos	Ht	Wt	Class	Hometown-High School-Previous School
18	Ali Abdul-Barr	WR	6-2	202	Fr.	Atlanta, Ga.-Woodland-Stockbridge
73	Joshua Anderson	OL	6-5	325	Fr.	Florissant, Mo.-Westminster Christian Academy
76	Richard Bates Jr.**	OL	6-3	285	Gr.	Kenner, La.-Scotlandville Magnet-Independence C.C.
7	Brandon Benson*	DB	6-1	200	Gr.	Triangle, Va.-Hylton-Bucknell
2	Hassan Beydoun****	WR	5-8	174	Gr.	Dearborn, Mich.-Dearborn
46	Steve Bird**	LS	5-10	227	Sr.	Phoenix, Ariz.-Sandra Day O'Connor
13	Brooks Blount	QB	6-0	185	Jr.	Waukesha, Wis.-Waukesha West-DuPage
23	Blake Bogan****	DB	6-2	201	Gr.	Grand Blanc, Mich.-Grand Blanc
58	Maliek Bogard	DL	6-6	218	Fr.	Beggs, Okla.-Beggs
27	Darius Boone Jr.**	RB	5-11	202	Jr.	Tulsa, Okla.-Union
64	Jaavon Brown	DL	6-1	345	Jr.	New Haven, Conn.-Hillhouse-Independence CC
51	Andrew Buck	LB	6-0	195	Fr.	Menlo Park, Calif.-Menlo-Atherton
44	Luke Cameron**	LB	6-1	224	Sr.	Kokomo, Ind.-Kokomo-Army West Point
27	David Carter Jr.*	DB	5-11	189	Jr.	Ecorse, Mich.-River Rouge
95	Mikah Coleman	DL	6-5	245	Jr.	Reynoldsburg, Ohio-Reynoldsburg
54	Zack Conti *	OL	6-6	312	So.	Trenton, Mich.-Trenton
93	Jordan Crawford**	DL	6-1	325	Gr.	Houston, Texas-Pearland-Tyler J.C.
21	Robert Daniel Jr.*	DB	6-0	189	Sr.	Oak Park, Mich.-Oak Park
47	Nick Devereaux	WR	6-2	195	So.	Troy, Mich.-Brother Rice-Davenport
60	Tommy Dickinson	OL	6-5	275	Fr.	Collegeville, Pa.-Methacton
77	Brian Dooley****	OL	6-7	302	Gr.	Bowling Green, Ohio-Toledo St. John's Jesuit
70	Dimitri Douglas*	OL	6-4	316	Sr.	Saline, Mich.-Saline-Michigan State
49	Jeremiah Drake	TE	6-5	245	Fr.	Wyoming, Mich.-Godwin Heights
1	Dylan Drummond****	WR	6-0	186	Gr.	Cleveland, Ohio-Cuyahoga Heights
88	Hamze El-Zayat	WR	5-10	178	Gr.	Dearborn, Mich.-Fordson-Fordham
52	Carter Evans	DL	6-4	252	So.	Crystal Lake, Ill.-Prairie Ridge
22	Samson Evans**	RB	6-0	218	Sr.	Crystal Lake, Ill.-Prairie Ridge-Iowa
38	Michael Foor	RB	5-11	212	Jr.	Carleton, Mich.-Airport
30	Quinn Fracassi	WR	6-1	160	Fr.	Howell, Mich.-South Lyon
87	Evan Furtney	TE	6-4	234	Jr.	Milan, Mich.-Milan
48	Jaden Gaines	DL	6-5	242	Fr.	Alpharetta, Ga.-Chattahoochee
65	Nicholas Gallegos	OL	6-4	266	Fr.	Naperville, Ill.-Neuqua Valley
83	Jere Getzinger**	TE	6-3	242	Jr.	West Branch, Mich.-Ogemaw Heights
57	Carter Gilbert	DL	6-4	297	So.	Oxford, Mich.-Oxford
64	John Golden Jr	OL	6-4	265	So.	Glen Ellyn Ill.-Glenbard South
96	Adrian Gonzalez	DL	6-4	300	Sr.	Leon, Guanajuato, Mexico-Liceo Cancún
34	Jack Goodman	DB	6-1	196	Jr.	Battle Creek, Mich.-Lakeview
98	Tim Grant-Randall	DL	6-0	283	Jr.	Conroe, Texas-Oak Ridge-Blinn
59	Daniel Greene	OL	6-4	297	Jr.	Goodrich, Mich.-Goodrich
33	Keylen Gulley	DB	6-0	175	So.	Largo, Fla.-Largo-Coffeyville CC
29	Christopher Gundy	WR	5-8	158	Fr.	Smithfield, Va.-Smithfield-Naval Academy Prep
35	Jesús Gómez	K	6-1	202	So.	Puebla, Mexico-Prepa Tec Puebla
97	Mikey Haney***	DL	6-4	245	Gr.	Maumee, Ohio-Maumee
5	Korey Hernandez**	DB	5-11	183	Gr.	Decatur, Ga.-Cedar Grove-Arkansas-Iowa Western C.C.
39	Adam Heston	P	6-1	206	Jr.	Sewell, N.J.-St Augustine Prep
26	Tristen Hines	DB	5-11	180	Jr.	Milan, Mich.-Milan
68	Alex Howie**	OL	6-4	307	Sr.	Canton, Mich.-Salem
72	Mack Indestad	OL	6-7	272	Fr.	Lemont, Ill.-Lemont Twp.
3	Aaron Jackson**	TE	6-2	230	Sr.	Detroit, Mich.-Cass Technical
28	Jaylon Jackson	RB	5-8	165	Jr.	Burleson, Texas-Centennial-Lamar
61	Jeremiah Jackson Jr.	OL	6-4	287	Fr.	Lakeland, Fla.-Kathleen
23	Elijah Jackson-Anderson	RB	5-11	182	Fr.	Flint, Mich.-Grand Blanc
74	Jez Janvier	OL	6-5	311	So.	Montreal, Quebec, Canada-Cegep Vieux Montreal
41	Justin Jefferson*	LB	5-11	225	Jr.	Chicago, Ill.-Brother Rice
71	Marcellus Johnson***	OL	6-4	308	Gr.	Normal, Ill.-Normal Community
16	Kaiden Keefe	WR	6-2	177	Jr.	Highlands Ranch, Colo.-Valor Christian
33	Ryan Kingston	P	6-5	191	Fr.	South Bend, Ind.-Riley
6	Chase Kline	LB	6-4	233	Jr.	Chardon, Ohio-Chardon-Michigan State
24	Tanner Knue**	WR	5-11	177	Gr.	Mason, Ohio-Mason
9	Darius Lassiter	WR	6-3	200	Jr.	Chandler, Ariz.-Lawrence (Kan.) Free State-Butler C.C.
17	Mark Lee Jr.**	DB	6-0	184	Jr.	Columbus, Ohio-Northland
75	Carson Lee	OL	6-3	335	So.	Greenwood Village, Colo.-Cherry Creek-Colorado
91	Dexter Manior	DL	6-2	291	Jr.	Rincon, Ga.-Rockdale County-U.S. Naval Academy
39	Barry Manning	DB	6-1	193	Fr.	Stone Mountain, Ga.-Tucker
34	Ivan Maric	K	6-0	195	Fr.	McLean, Va.-McLean
28	Jason Marshall	DB	6-2	185	Fr.	Trenton, Mich.-Trenton
79	Jimi McAdams IV *	OL	6-5	300	Jr.	Parma, Ohio-Padua Franciscan
18	Josh McCarty	DB	5-11	202	Jr.	Troy, Mich.-Orchard Lake St. Mary's
8	Cam'Ron McCoy	QB	6-1	190	Fr.	St. Louis, Mo.-St. Mary's







## EASTERN MICHIGAN UNIVERSITY FOOTBALL ROSTER

No.	Name	Pos	Ht	Wt	Class	Hometown-High School-Previous School
43	Cole McElvany	LB	6-2	205	Fr.	Milan, Mich.-Milan
92	Alex Merritt**	DL	6-2	292	Jr.	Cincinnati, Ohio-Moeller
56	Sterling Miles	DL	6-5	234	Jr.	West Bloomfield, Mich.-West Bloomfield-Cincinnati
17	JB Mitchell III*	WR	6-1	202	So.	Alabaster, Ala.-Thompson
21	Brynan Moss*	RB	5-11	202	So.	Newnan, Ga.-Newnan
36	Zach Mowchan	LB	6-2	223	So.	Dillsburg Pa.-Northern York
32	Kendric Nowling**	DB	6-2	211	Jr.	Chicago, Ill.-Marist
82	Gunnar Oakes****	TE	6-5	256	Gr.	Swanton, Ohio-Swanton
85	Andreas Paaske	TE	6-7	252	So.	Copenhagen, Denmark-Søllerød Senior-Denmark Gold Diggers
8	T.J. Peavy**	DB	5-10	197	Jr.	Fayetteville, Ga.-Sandy Creek-Air Force
31	Brady Pohl	K	6-2	220	Sr.	Kansas City, Mo.-Liberty North-Oklahoma State
7	Taylor Powell	QB	6-2	208	Gr.	Fayetteville, Ark.-Fayetteville-Missouri-Troy
94	Peyton Price*	DL	6-2	286	So.	Lafayette, Ind.-Jefferson
4	Jose Ramirez**	DL	6-2	252	Gr.	Lake Alfred, Fla.-Auburndale-Arizona-Riverside City
40	Adam Rammouni	WR	6-2	195	Fr.	Dearborn, Mich.-Dearborn
38	Amar'e Reed	LB	6-1	245	Fr.	Canton, Mich.-Canton
80	Max Reese	TE	6-2	229	Fr.	Chicago, Ill.-Fenwick
67	Broderick Roman	OL	6-3	291	Jr.	Lansing, Mich.-Okemos
63	Mickey Rewolinski	OL	6-5	300	Jr.	Caledonia, Wis.-Union Grove
15	Jeremiah Salem	QB	6-3	183	Fr.	Germantown, Tenn.-Houston
35	Quentavious Scandrett*	DB	6-3	196	So.	Hampton, Ga.-Lovejoy
53	Steven Scheidt**	LB	6-2	222	Jr.	Clovis, Calif.-Buchanan-Fresno City College
15	Joshua Scott	DB	6-0	180	So.	Antioch, Calif.-Deer Valley-City College of San Francisco
29	Kempton Shine***	DB	5-11	178	Jr.	Chicago, Ill.-St. Rita
4	Austin Smith	QB	6-2	212	So.	Ellenwood, Ga.-Cedar Grove
22	Cameron Smith	DB	6-2	193	So.	Cleveland, Ohio-Euclid
20	Chase Smith	WR	6-1	168	Fr.	Columbia, S.C.-Ridge View
12	DJ Smith**	RB	5-9	187	Jr.	Dallas, Texas-Frisco Lone Star
14	Isaac Smith	WR	6-2	201	Jr.	Memphis, Tenn.-St. Georges-Wisconsin
62	Sidy Sow****	OL	6-5	326	Gr.	Bromont, Quebec-J-H Leclerc-Champlain Lennoxville
19	Joe Sparacio	LB	5-11	228	Gr.	Naples, Fla.-First Baptist Academy-Boston College
10	Tariq Speights***	LB	5-10	232	Gr.	Valencia, Calif.-Valencia-College of the Canyons
78	Dennis Strey Jr.	OL	6-7	295	Fr.	Paw Paw, Mich.-Paw Paw
81	Dylan Summers*	WR	6-1	202	Jr.	Chicago, Ill.-Brother Rice-Cornell
99	Melvin Swindle II	DL	6-3	286	So.	Oklahoma City, Okla.-Heritage Hall
14	Corry Thomas Jr.*	DB	5-10	181	Jr.	Ecorse, Mich.-Westlake (Ga.)
25	Sebastian Toland	RB	5-8	186	Sr.	Jackson, Mich.-Jackson Lumen Christi-Northern Michigan
30	Mitchell Tomasek	P	6-4	214	So.	Columbus, Ohio-Worthington Kilbourne
90	Grant Trueman**	DL	6-3	230	Gr.	Chino Hills, Calif.-Chino Hills-Citrus College
13	Russell Vaden IV**	DB	6-3	214	Gr.	Louisville, Ky.-Moore
31	Zach Walling	WR	6-3	208	Jr.	Toledo, Ohio-Whitmer
66	Daniel Warnsman	OL	6-4	306	So.	Dublin, Ohio-Dublin Coffman
25	Jalen Weathers*	DB	5-11	184	Sr.	Chicago, Ill.-Mount Carmel-Trinity
20	EJ Williams**	DB	6-1	203	Sr.	Indianapolis, Ind.-Pike
47	Joseph Zelinsky	DL	6-4	258	Jr.	Cressona, Pa.-Blue Mountain-Hudson Valley CC
42	Zach Zoglio	LS	6-0	200	So.	Cincinnati, Ohio-Anderson

\* - letters won

## Numerical Roster

No.	Name
40	Adam Rammouni
41	Justin Jefferson*
42	Zach Zoglio
43	Cole McElvany
44	Luke Cameron**
46	Steve Bird**
47	Joseph Zelinsky
48	Jaden Gaines
49	Jeremiah Drake
51	Andrew Buck
52	Carter Evans
53	Steven Scheidt**
54	Zack Conti*
56	Sterling Miles
57	Carter Gilbert
58	Maliek Bogard
59	Daniel Greene
60	Tommy Dickinson
61	Zackariah Kadri**
61	Jeremiah Jackson Jr.
62	Sidy Sow ****
63	Mickey Rewolinski
64	Jaavon Brown
64	John Golden Jr
65	Nicholas Gallegos
66	Daniel Warnsman
67	Broderick Roman
68	Alex Howie**
70	Dimitri Douglas*
71	Marcellus Johnson***
72	Mack Indestad
73	Joshua Anderson
74	Jez Janvier
75	Carson Lee
76	Richard Bates Jr.
77	Brian Dooley****
78	Dennis Strey Jr.
79	Jimi McAdams IV *
80	Max Reese
81	Nick Devereaux
81	Dylan Summers*
82	Gunnar Oakes****
83	Jere Getzinger**
85	Andreas Paaske
86	Blake Daniels
88	Hamze El-Zayat
90	Grant Trueman**
91	Dexter Manior
92	Alex Merritt**
93	Jordan Crawford**
94	Peyton Price *
95	Mikah Coleman
96	Adrian Gonzalez
97	Mikey Haney***
98	Tim Grant-Randall
99	Melvin Swindle II

## EAGLES BY THE NUMBERS

## Geographically

Michigan.....	32
Ohio.....	15
Illinois.....	13
Georgia.....	10
California.....	4
Florida.....	4
Indiana.....	4
Missouri.....	4
Texas.....	4
Pennsylvania.....	3
Virginia.....	3
Arizona.....	2
Canada.....	2
Colorado.....	2
Indiana.....	2
Kentucky.....	2
Mexico.....	2
Oklahoma.....	2

## Geographically Continued...

Tennessee.....	2
Alabama.....	1
Arkansas.....	1
Connecticut.....	1
Denmark.....	1
Louisiana.....	1
Maryland.....	1
Minnesota.....	1
New Jersey.....	1
South Carolina.....	1
Washington.....	1
Wisconsin.....	1

## Players By Athletic Class

Graduates.....	21
Senior.....	18
Junior.....	39
Sophomore.....	21
Freshman.....	25





## OFFENSE

Position	No.	Name	Ht.	Wt.	El.	GP	GS
X	24	Tanner Knue**	5-11	177	Gr.	24	19
	9	Darius Lassiter	6-3	200	Jr.	12	4
Z	1	Dylan Drummond****	6-0	186	Gr.	51	35
	17	JB Mitchell III *	6-1	202	So.	6	1
H	2	Hassan Beydoun****	5-8	174	Gr.	48	25
	16	Kaiden Keefe	6-2	177	Jr.	10	0
Y	82	Gunnar Oakes****	6-5	256	Gr.	49	14
	83	Jere Getzinger**	6-3	242	Jr.	28	4
	85	Andreas Paaske	6-7	252	So.	12	0
LT	71	Marcellus Johnson***	6-4	308	Gr.	44	31
	74	Jez Janvier	6-5	311	So.	10	0
LG	62	Sidy Sow****	6-5	326	Gr.	56	54
	79	Jimi McAdams IV*	6-5	300	Jr.	25	0
C	76	Richard Bates Jr.**	6-3	285	Gr.	30	16
	70	Dimitri Douglas*	6-4	316	Sr.	18	3
RG	63	Mickey Rewolinski	6-5	300	Jr.	13	4
	68	Alex Howie**	6-4	307	Sr.	21	14
RT	77	Brian Dooley****	6-7	302	Gr.	48	46
	54	Zack Conti *	6-6	312	Jr.	24	0
QB	7	Taylor Powell	6-2	208	Gr.	24 ^	13
	4	Austin Smith	6-2	212	So.	10	6
	8	Cam'Ron McCoy	6-1	190	Fr.	2	0
RB	22	Samson Evans**	6-0	218	Sr.	27	11
	28	Jaylon Jackson	5-8	165	Jr.	28 ^	8
	27	Darius Boone Jr.**	5-11	202	Jr.	28	14
	21	Bryson Moss*	5-11	202	So.	11	0

## DEFENSE

Position	No.	Name	Ht.	Wt.	El.	GP	GS
END	90	Grant Trueman**	6-3	230	Gr.	32	6
	47	Joseph Zelinsky	6-4	258	Jr.	12	2
	52	Carter Evans	6-4	252	So.	12	2
NOSE	93	Jordan Crawford**	6-1	325	Gr.	32	16
	99	Melvin Swindle II	6-3	288	So.	15	3
DT	94	Peyton Price*	6-2	286	So.	23	6
	98	Tim Grant-Randall	6-0	283	Jr.	10	0
	91	Dexter Manior*	6-2	291	Jr.	15	1
BULL	4	Jose Ramirez**	6-2	252	Gr.	34	19
	95	Mikah Coleman*	6-5	245	Jr.	15	2
MIKE	6	Chase Kline	6-4	233	Jr.	35 ^	11 ^
	53	Steven Scheidt **	6-2	222	Jr.	15	3
	41	Justin Jefferson*	5-11	225	Jr.	24	0
WILL	19	Joe Sparacio	5-11	226	Gr.	31 ^	20 ^
	44	Luke Cameron **	6-1	224	Sr.	33	0
	10	Tariq Speights***	5-10	232	Gr.	36	20
CB	29	Kempton Shine***	5-11	178	Jr.	31	26
	33	Keylen Guley	6-0	175	So.	12	0
CB	17	Mark Lee Jr. **	6-0	184	Jr.	25	16
	15	Joshua Scott	6-0	180	So.	12	9
DOG	8	T.J. Peavy**	5-10	197	Jr.	27	16
	20	EJ Williams**	6-1	203	Sr.	28	0
	21	Robert Daniel Jr.*	6-0	189	Sr.	27	2
FREE	16	Cameron Smith	6-2	193	So.	19	0
	13	Russell Vaden IV***	6-3	214	Gr.	33	11
	27	David Carter Jr. *	5-11	189	Jr.	21	3
ROVER	35	Quentavious Scandrett	6-3	196	So.	14	6
	7	Brandon Benson*	6-1	200	Gr.	47 ^	28 ^

^ - includes time at another Division I school

## SPECIAL TEAMS

Position	No.	Name	Ht.	Wt.	El.
P	30	Mitchell Tomasek	6-4	214	So.
	39	Adam Heston	6-1	206	So.
OR	33	Ryan Kingston	6-5	191	Fr.
PK	35	Jesús Gómez	6-1	202	So.
	31	Brady Pohl	6-2	220	Sr.
LS	46	Steve Bird**	5-10	227	Sr.
	42	Zach Zoglio	6-0	200	So.
KO	31	Brady Pohl	6-2	220	Sr.
	35	Jesús Gómez	6-1	202	So.
OR	30	Mitchell Tomasek	6-4	214	So.
OR	39	Adam Heston	6-1	206	So.
KR	28	Jaylon Jackson	5-8	165	Jr.
	23	Elijah Jackson-Anderson	5-11	182	Fr.
	4	Hassan Beydoun****	5-8	174	Gr.
	1	Dylan Drummond****	6-0	186	Gr.
PR	1	Dylan Drummond****	6-0	186	Gr.
	4	Hassan Beydoun****	5-8	174	Gr.
HLD	39	Adam Heston	6-1	206	So.



## EMU PRONUNCIATIONS

## Players

Beydoun, Hassan	.....bay-DUNE
Devereaux, Nick	.....dEH-ver-oh
El-Zayat, Hamze	.....el-ZAY-yah hom-ZEE
Foor, Michael	.....four
Fracassi, Quinn	.....fra-cause-ee
Gallegos, Nicholas	.....gah-YAY-goess
Gomez, Jesus	.....hay-SOOS
Jackson, Jaylon	.....j-lynn
Janvier, Jez	.....jawn-vee-ay jehz
Knue, Tanner	.....canoe
Maric, Ivan	.....mar-ick
Manior, Dexter	.....may-nor
McCoy, Cam'Ron	.....cam-ron
Paaske, Andreas	.....poe-ska
Pohl, Brady	.....pole
Scheidt, Steven	.....SH-ite
Sparacio, Joe	.....spo-rah-see-o
Speights, Tariq	.....spayts
Strey, Dennis	.....struh-eye
Sow, Sidy	.....city sow (rhymes with cow)
Rammouni, Adam	.....RUH-moon-knee
Rewolinski, Mickey	.....rev-UH-lin-ski
Tomasek, Mitchell	.....tom-AH-seck
Zelinsky, Joseph	.....zuh-lin-skee
Zoglio, Zach	.....ZOH-glee-oh

## Coaches

Creighton, Chris	.....CRAY-ton
Neathery, Neal	.....NETH-er-ee
Prince, Munir	.....muh-NEAR
Piatkowski, Mike	.....pie-it-COW-ski
Sewell, Sam	.....SOO-wull

## EMU's Location

Ypsilanti	.....IP-sill-ANN-tee
-----------	----------------------





## GAME PARTICIPATION/STARTS

#	PLAYER	GP-GS	EKU	LA	ASU	BUFF	UMASS	WMU	NIU	BALL	TOL	AKR	KENT	CMU
76	BATES, Richard	11/9	...	XXX	XXX	START	START	START	START	START	START	START	START	START
7	BENSON, Brandon	12/5	XXX	XXX	START	XXX	XXX	XXX	START	START	START	START	XXX	XXX
2	BEYDOUN, Hassan	12/9	START	START	START	START	XXX	XXX	START	XXX	START	START	START	START
46	BIRD, Steve	12/1	XXX	XXX	XXX	XXX	XXX	XXX	XXX	XXX	XXX	XXX	XXX	XXX
23	BOGAN, Blake	4/4	START	START	START	START	...	...	...	...	...	...	...	...
27	BOONE, Darius	10/1	XXX	XXX	XXX	XXX	XXX	XXX	XXX	XXX	XXX	XXX	XXX	XXX
44	CAMERON, Luke	12/1	XXX	XXX	XXX	XXX	XXX	XXX	XXX	XXX	XXX	XXX	XXX	XXX
2C	CARTER, David	7/1	XXX	XXX	XXX	XXX	XXX	...	...	XXX	XXX	XXX	XXX	...
95	COLEMAN, Mikah	11/2	XXX	XXX	XXX	XXX	XXX	XXX	XXX	XXX	START	XXX	XXX	...
54	CONTI, Zack	10/1	XXX	...	XXX	XXX	XXX	...	XXX	XXX	XXX	XXX	XXX	XXX
93	CRAWFORD, J.	12/12	START	START	START	START	START	START	START	START	START	START	START	START
21	DANIEL, Robert	10/1	XXX	XXX	XXX	XXX	XXX	XXX	XXX	XXX	XXX	XXX	XXX	XXX
77	DOOLEY, Brian	12/12	START	START	START	START	START	START	START	START	START	START	START	START
70	DOUGLAS, D.	8/3	START	START	START	...	XXX	...	XXX	XXX	START	START	START	START
1	DRUMMOND, Dylan	9/9	START	START	...	...	...	START	START	START	START	START	START	START
52	EVANS, Carler	8/2	XXX	XXX	START	XXX	...	START	...	XXX	XXX	XXX	XXX	XXX
22	EVANS, Samson	11/8	START	XXX	START	START	START	START	XXX	...	XXX	START	START	START
3F	FOOR, Michael	1/1	...	...	...	...	...	...	...	...	...	...	...	XXX
48	GAINES, Jaden	2/1	...	...	...	...	...	...	...	XXX	XXX	...	...	...
83	GETZINGER, Jere	12/4	XXX	XXX	XXX	XXX	XXX	START	START	START	XXX	START	XXX	XXX
57	Gilbert, Carter	6/1	...	...	XXX	XXX	...	...	XXX	...	XXX	XXX	XXX	...
6G	GOLDEN, John	2/1	XXX	...	...	...	...	...	XXX	...	...	...	...	...
3K	GOMEZ, Jesus	12/1	XXX	XXX	XXX	XXX	XXX	XXX	XXX	XXX	XXX	XXX	XXX	XXX
96	GONZALEZ, A.	9/1	XXX	XXX	XXX	XXX	XXX	...	XXX	XXX	...	...	XXX	XXX
98	GRANT-RANDALL	9/1	...	...	XXX	XXX	XXX	XXX	XXX	XXX	XXX	XXX	XXX	XXX
33	GULLEY, Keylen	12/1	XXX	XXX	XXX	XXX	XXX	XXX	XXX	XXX	XXX	XXX	XXX	XXX
5	HERNANDEZ, K.	7/1	XXX	XXX	...	XXX	XXX	XXX	XXX	XXX	...	...	XXX	XXX
3H	HESTON, Adam	12/1	XXX	XXX	XXX	XXX	XXX	XXX	XXX	XXX	XXX	XXX	XXX	XXX
26	HINES, Tristen	11/1	XXX	XXX	XXX	...	XXX	XXX	XXX	XXX	XXX	XXX	XXX	XXX
68	HOWIE, Alex	8/8	START	START	START	START	START	START	...	...	START	START	...	...
45	HUDDLESTON, B.	1/1	XXX	...	...	...	...	...	...	...	...	...	...	...
3	JACKSON, Aaron	11/1	...	XXX	XXX	XXX	XXX	XXX	XXX	XXX	XXX	XXX	XXX	XXX
2J	JACKSON, Jaylon	12/3	XXX	START	XXX	XXX	XXX	XXX	START	START	XXX	XXX	XXX	XXX
30	JACKSON-ANDERSON	3/1	...	...	...	...	...	...	XXX	XXX	XXX	...	...	...
74	JANVIER, Jez	9/1	XXX	XXX	...	XXX	XXX	...	XXX	XXX	XXX	XXX	...	XXX
41	JEFFERSON, J.	11/1	XXX	XXX	XXX	XXX	XXX	...	XXX	XXX	XXX	XXX	XXX	XXX
71	JOHNSON, M.	12/12	START	START	START	START	START	START	START	START	START	START	START	START
16	KEEFE, Kaiden	8/1	...	...	XXX	XXX	...	...	XXX	XXX	XXX	XXX	XXX	XXX
6	KLINE, Chase	11/1	START	START	START	START	START	START	START	START	START	START	START	START
24	KNUE, Tanner	11/10	START	START	START	START	START	START	START	START	START	START	START	START
9	LASSITER, D.	12/4	XXX	XXX	START	START	START	START	XXX	XXX	XXX	XXX	XXX	XXX
1	LEE, Mark	12/11	START	START	START	START	START	START	START	START	START	XXX	START	START
91	MANIOR, Dexter	9/1	XXX	XXX	XXX	XXX	XXX	...	START	XXX	XXX	XXX	XXX	XXX
79	McADAMS, Jimi	11/1	XXX	XXX	XXX	XXX	XXX	...	XXX	XXX	XXX	XXX	XXX	XXX
1H	McCARTY, Josh	12/1	XXX	XXX	XXX	XXX	XXX	XXX	XXX	XXX	XXX	XXX	XXX	XXX
8Q	McCoy, Cam'Ron	2/1	...	...	...	...	...	XXX	...	...	...	XXX	...	XXX
43	McELVANY, Cole	1/1	...	...	...	...	...	...	...	...	...	XXX	...	...
92	MERRITT, Alex	2/1	START	XXX	...	...	...	...	...	...	...	XXX	...	...
56	MILES, Sterling	10/1	XXX	XXX	XXX	XXX	XXX	...	XXX	XXX	XXX	XXX	...	XXX
1M	MITCHELL, JB	1/1	...	XXX	...	...	...	...	...	...	...	...	...	...
2M	Moss, Bryson	4/1	...	...	XXX	...	XXX	...	...	XXX	...	XXX	...	...
36	MOWCHAN, Zach	10/1	XXX	XXX	XXX	XXX	XXX	...	XXX	...	XXX	XXX	XXX	XXX
32	NOWLING, Kendri	6/1	XXX	XXX	START	XXX	...	XXX	XXX	...	...	...	...	...
82	OAKES, Gunnar	11/11	START	START	START	START	START	START	START	START	START	...	START	START
85	PAASKE, Andreas	12/1	XXX	XXX	XXX	XXX	XXX	XXX	XXX	XXX	XXX	XXX	XXX	XXX
8	PEAVY, T.J.	12/9	START	START	XXX	START	START	START	XXX	START	START	START	XXX	START
31	POHL, Brady	12/1	XXX	XXX	XXX	XXX	XXX	XXX	XXX	XXX	XXX	XXX	XXX	XXX
7Q	POWELL, Taylor	8/7	START	START	START	...	...	START	START	...	START	...	XXX	START
94	PRICE, Peyton	12/6	XXX	XXX	START	START	XXX	START	START	XXX	START	XXX	XXX	START
4	RAMIREZ, Jose	12/10	START	START	START	START	START	START	START	XXX	XXX	START	START	START
80	REESE, Max	1/1	...	...	...	...	...	XXX	...	...	...	...	...	...
63	REWOLINSKI, M.	10/4	XXX	XXX	XXX	XXX	XXX	...	START	START	START	...	XXX	START
89	RUSK, Cole	1/1	...	...	...	...	...	...	...	...	...	XXX	...	...
35	SCANDRETT, Q.	12/7	XXX	XXX	XXX	XXX	XXX	START	START	START	START	START	START	START
53	SCHEIDT, Steven	9/2	...	...	...	XXX	XXX	XXX	XXX	START	XXX	XXX	START	XXX
15	SCOTT, Joshua	12/9	START	XXX	XXX	XXX	START	START	START	START	START	START	START	START
29	SHINE, Kempton	11/11	...	START	START	START	START	START	START	START	START	START	START	START
4Q	SMITH, Austin	9/6	...	XXX	XXX	START	START	XXX	...	START	START	START	START	...
1C	SMITH, Cameron	11/1	XXX	XXX	XXX	XXX	XXX	XXX	XXX	XXX	...	XXX	XXX	XXX
55	Smith, Dennis	3/1	...	XXX	XXX	XXX	...	...	...	...	...	...	...	...
12	SMITH, DJ	2/1	...	...	XXX	...	...	...	XXX	...	...	...	...	...
62	SOW, Sidy	12/12	START	START	START	START	START	START	START	START	START	START	START	START
19	SPARACIO, Joe	12/11	START	START	START	START	XXX	START	START	START	START	START	START	START
10	SPEIGHTS, Tariq	8/1	XXX	XXX	XXX	XXX	START	...	XXX	XXX	...	...	...	XXX
61	Stewart, IShaw	1/1	...	XXX	...	...	...	...	XXX	XXX	XXX	START	START	XXX
99	SWINDLE, Melvin	12/3	XXX	XXX	XXX	XXX	XXX	XXX	XXX	XXX	XXX	START	START	XXX
14	THOMAS, Corry	7/1	XXX	XXX	...	...	XXX	...	XXX	XXX	XXX	XXX	XXX	...
2T	TOLAND, S.	...	XXX	XXX	XXX	...	...	...	XXX	XXX	XXX	...	...	...
3P	TOMASEK, M.	12/1	XXX	XXX	XXX	XXX	XXX	XXX	XXX	XXX	XXX	XXX	XXX	XXX
90	TRUEMAN, Grant	10/6	START	START	XXX	START	START	XXX	...	XXX	XXX	XXX	START	START
13	VADEN, Russell	10/4	START	START	XXX	START	START	XXX	...	XXX	XXX	XXX	XXX	XXX
66	WARNSMAN, D.	9/1	XXX	...	XXX	XXX	XXX	...	XXX	XXX	XXX	XXX	...	XXX
11	WATSON, Isaiah	6/1	XXX	XXX	...	...	...	...	...	XXX	XXX	XXX	XXX	XXX
84	Westmoreland, Z	4/1	...	XXX	XXX	XXX	START	...	...	...	...	...	...	...
20	WILLIAMS, EJ	10/1	XXX	XXX	XXX	...	XXX	...	XXX	XXX	XXX	XXX	XXX	XXX
47	ZELINSKY, J.	12/2	XXX	XXX	XXX	XXX	XXX	XXX	XXX	START	START	XXX	XXX	XXX

## 2022 TURNOVERS/TAKEAWAYS

Opponent	Takeaway	Qtr.	Yrd-Line	Result	Result of the Drive
vs. Eastern Kentucky	Interception	1st	EMU 0	Touchback	Punt
vs. Eastern Kentucky	Fumble	2nd	EMU 50	Recovered	Touchdown
at Arizona State	Fumble	4th	EMU 32	Recovered	End of game
vs. UMass	Interception	4th	MASS36	No return	Punt
at WMU	Fumble	2nd	EMU 49	Recovered	Touchdown
at Ball State	Fumble	2nd	EMU 13	Recovered	Punt
at Ball State	Interception	2nd	EMU 11	Returned 34 yards	Field Goal
at Ball State	Interception	4th	BSU 29	No return	Touchdown
vs. Toledo	Fumble	2nd	TOL 38	Recovered	Punt
vs. Toledo	Fumble	2nd	TOL 05	Recovered	Touchdown
at Akron	Interception	2nd	AKR 19	Returned 9 yards	Touchdown
at Akron	Interception	3rd	AKR 21	No return	Touchdown
at Akron	Interception	4th	EMU 15	Returned 13 yards	Touchdown
at Kent State	Fumble	2nd	KSU 25	Recovered	End of game
vs. Central Michigan	Interception	1st	CMU 38	Returned 23 yards	Turnover on Downs
vs. Central Michigan	Interception	1st	CMU 18	Returned 12 yards	Touchdown
vs. Central Michigan	Interception	4th	CMU 29	Returned 18 yards	Touchdown

Opponent	Turnover	Qtr.	Yrd-Line	Result	Result of the Drive
vs. Eastern Kentucky	Interception	2nd	EMU 6	No return	End of Half
vs. Eastern Kentucky	Fumble	4th	EMU 42	Recovered	Touchdown
at Louisiana	Interception	3rd	EMU 34	2 yard return	Touchdown
at Louisiana	Interception	4th	EMU 43	No return	Touchdown
at Louisiana	Fumble	4th	LA 48	Recovered	Touchdown
at Louisiana	Interception	4th	LA 45	No return	Touchdown
at Louisiana	Interception	4th	EMU 49	Recovered	End of game
at Louisiana	Interception	4th	EMU 46	Returned 32 yards	Touchdown
at Arizona State	Interception	1st	ASU 6	Returned 5 yards	End of game
vs. Buffalo	Interception	4th	MASS48	Recovered	Touchdown
vs. UMass	Interception	2nd	EMU 40	Returned 15 yards	Punt
vs. UMass	Interception	3rd	MASS54	Recovered	Punt
at WMU	Fumble	4th	WMU 39	Recovered	Punt
vs. NIU	Interception	1st	EMU 0	Returned for TD	Touchdown
vs. NIU	Fumble	3rd	EMU 27	Recovered	Field Goal
vs. Toledo	Interception	4th	EMU 40	No return	End of game
at Akron	Interception	3rd	AKR 40	Returned 5 yards	Missed Field Goal

## SEASON/CAREER STARTS

Offensive Line (180)	2022	Career
Sidy Sow	12	54
Brian Dooley	12	46
Marcellus Johnson	12	31
Jake Donnellon	0	17
Richard Bates	9	16
Alex Howie	8	14
Mickey Rewolinski	4	4
Demitri Douglas	3	3

Quarterbacks (19)	2022	Career
Taylor Powell*	7	13
Austin Smith	6	6

Wide Receivers (103)	2022	Career
Dylan Drummond	9	35
Hassan Beydoun	9	25
Tanner Knue	10	19
Hamze El-Zayat*	0	14
Darius Lassiter	4	4
Zach Westmoreland	1	4
Dylan Summers	0	1
JB Mitchell	0	1

Running Backs (36)	2022	Career
Darius Boone Jr.	0	18
Samson Evans	8	10
Jaylon Jackson*	3	8

Tight End (19)	2022	Career
Gunnar Oakes	11	14
Jere Getzinger	4	4
Aaron Jackson	0	1

Defensive Line (96)	2022	Career
Mikey Haney	0	21
Alex Merritt	2	17
Jose Ramirez	10	19
Jordan Crawford	12	16
Peyton Price	6	6
Grant Trueman	6	6
Melvin Swindle	3	3
Carter Evans	2	2
Joseph Zelinsky	2	2
Mikah Coleman	2	2
Dextor Manior	1	1
Aaron Hamilton	0	1

Linebackers (55)	2022	Career
Tariq Speights	1	20
Joe Sparacio*	11	20
Chase Kline	11	11
Steve Scheidt	2	4

<b><u>Defensive Backs (149)</u></b>	<b><u>2022</u></b>	<b><u>Career</u></b>
Brandon Benson*	5	30
Kempton Shine	11	26
Blake Bogan	3	21
TJ Peavy	9	16
Mark Lee	10	15
Russell Vaden	4	11
Joshua Scott	9	9
Quentavius Scandrett	6	6
Korey Hernandez	0	5
Kendrick Nowling	1	3
David Carter	1	3
Robert Daniel	0	2
Isaiah Watson	0	1



## 2022 EMU GAME NOTES

### 2022 TEAM STATISTICS

		---RUSHING---				---RECEIVING---				-----PASSING-----				---KICK RET---				---PUNT RET---				Total		
Date	Opp.	No.	Yds	TD	Lg	No.	Yds	TD	Lg	Cmp	Att	Int	Yds	TD	Lg	No	Yds	TD	Lg	No	Yds	TD	Lg	off
Sept. 2	EKU	33	124	3	16	21	271	3	40	21	30	1	271	3	40	4	110	0	35	0	0	0	0	395
Sept. 10	at Louisiana	23	41	1	23	32	320	2	44	32	51	3	320	2	44	4	59	0	22	2	2	0	6	361
Sept. 17	at Arizona St.	51	305	2	32	14	153	1	42	14	22	1	153	1	42	1	21	0	21	1	11	0	11	458
Sept. 24	BUFFALO*	31	137	2	29	12	190	1	67	12	19	1	190	1	67	3	123	1	89	0	0	0	0	327
Oct. 1	UMASS	43	217	1	27	13	122	2	39	13	24	2	122	2	39	1	19	0	19	2	13	0	8	339
Oct. 8	at WMU*	40	120	3	13	20	293	3	45	20	30	0	293	3	45	1	87	0	87	3	34	0	19	413
Oct. 15	NIU*	27	29	0	17	11	197	1	75	11	23	1	197	1	75	6	40	0	17	0	0	0	0	226
Oct. 22	at Ball St*	46	151	2	20	20	197	0	27	20	34	0	197	0	27	2	28	0	14	0	0	0	0	348
Oct. 29	TOLEDO*	45	118	3	17	13	99	0	23	13	24	1	99	0	23	4	94	0	34	0	0	0	0	217
Nov. 8	at Akron*	37	155	2	24	16	190	2	40	16	28	1	190	2	40	5	91	0	29	0	0	0	0	345
Nov. 16	at Kent St*	44	144	1	17	30	315	3	34	30	40	0	315	3	34	3	21	0	10	2	11	0	6	459
Nov. 25	CMU*	42	171	2	42	24	266	3	28	24	36	0	266	3	28	2	29	0	19	0	0	0	0	437
	Totals	462	1712	22	42	226	2613	21	75	226	361	11	2613	21	75	36	722	1	89	10	71	0	19	4325
	Opponent	447	1897	22	76	200	2506	20	65	200	354	10	2506	20	65	35	738	0	75	17	122	0	34	4403

Games played: 12 Avg. per rush: 3.7

Avg. per catch: 11.6

Pass efficiency: 136.51

Kick ret avg.: 20.1

Punt ret avg.: 7.1

All purpose avg./game: 432.7

Total offense avg./gm: 360.4

## 2022 OFFENSIVE STARTERS

Game	Y/H	LT	LG	C	RG	RT	WR/H/FB	WR/Z	QB	RB/TE	WR/X
EKU	Oakes	Johnson	Sow	Douglas	Howie	Dooley	Beydoun	Drummond	Powell	S. Evans	Kune
at ULL	Oakes	Johnson	Sow	Douglas	Howie	Dooley	Beydoun	Drummond	Powell	J. Jackson	Kune
at Arizona St.	Oakes	Johnson	Sow	Douglas	Howie	Dooley	Beydoun	Lassiter	Powell	S. Evans	Kune
BUFFALO*	Oakes	Johnson	Sow	Bates	Howie	Dooley	Beydoun	Lassiter	A. Smith	S. Evans	Kune
UMASS	Oakes	Johnson	Sow	Bates	Howie	Dooley	Kune	Lassiter	A. Smith	S. Evans	Westmoreland
at WMU*	Oakes	Johnson	Sow	Bates	Howie	Dooley	Getzinger	Lassiter	Powell	S. Evans	Drummond
NIU*	Oakes	Johnson	Sow	Bates	Rewolinski	Dooley	Getzinger	Drummond	Powell	J. Jackson	Beydoun
at BSU*	Oakes	Johnson	Sow	Bates	Rewolinski	Dooley	Getzinger	Drummond	A. Smith	J. Jackson	Kune
TOL*	Oakes	Johnson	Sow	Bates	Rewolinski	Dooley	Beydoun	Drummond	Powell	A. Smith	Kune
at Akron*	Getzinger	Johnson	Sow	Bates	Howie	Dooley	Beydoun	Drummond	A. Smith	S. Evans	Kune
at Kent*	Oakes	Johnson	Sow	Bates	Howie	Dooley	Beydoun	Drummond	A. Smith	S. Evans	Kune
CMU*	Oakes	Johnson	Sow	Bates	Rewolinski	Dooley	Beydoun	Drummond	Powell	S. Evans	Kune

Bowl

## 2022 DEFENSIVE STARTERS

Game	DT	NOSE	END	BULL	MIKE	WILL	CB	CB	DOG	FREE	ROVER
EKU	Merritt	Crawford	Trueman	Ramirez	Kline	Sparacio	Scott	Lee	Peavey	Vaden	Bogan
at ULL	Merritt	Crawford	Trueman	Ramirez	Kline	Sparacio	Shine	Lee	Peavey	Vaden	Carter
at Arizona St.	Price	Crawford	C. Evans	Ramirez	Kline	Sparacio	Shine	Lee	Nowling	Benson	Bogan
BUFFALO*	Price	Crawford	Trueman	Ramirez	Kline	Sparacio	Shine	Lee	Peavey	Vaden	Bogan
UMASS	Swindle	Crawford	Trueman	Ramirez	Kline	Speights	Shine	Lee	Peavey	Vaden	Scott
at WMU*	Price	Crawford	C. Evans	Ramirez	Kline	Sparacio	Shine	Lee	Peavey	Scandrett	Scott
NIU*	Price	Crawford	Manior	Ramirez	Kline	Sparacio	Shine	Lee	Benson	Scandrett	Scott
at BSU*	Coleman	Crawford	Zelinsky	Scheidt	Peavey	Sparacio	Shine	Lee	Benson	Scandrett	Scott
TOL*	Price	Crawford	Zelinsky	Peavey	Kline	Sparacio	Shine	Lee	Benson	Scandrett	Scott
at Akron*	Coleman	Crawford	Swindle	Ramirez	Kline	Sparacio	Shine	Peavey	Benson	Scandrett	Scott
at Kent*	Swindle	Crawford	Trueman	Ramirez	Kline	Sparacio	Shine	Lee	Scheidt	Scandrett	Scott
CMU*	Price	Crawford	Trueman	Ramirez	Kline	Sparacio	Shine	Lee	Peavey	Scandrett	Scott

Bowl





## SEASON

## CAREER

Rushing	gp	att	gain	loss	net	avg	td	lg	avg/g	gp	att	gain	loss	net	avg	td	lg	avg/g
EVANS, Samson	11	224	1125	41	1084	4.8	13	42	98.5	27	348	1670	68	1602	4.6	27	42	59.3
JACKSON, Jaylon	12	83	371	27	344	4.1	1	26	28.7	12	83	371	27	344	4.1	1	26	28.7
SMITH, Austin	9	61	329	74	255	4.2	2	29	28.3	10	61	329	74	255	4.2	2	29	25.5
BOONE, Darius	10	26	95	3	92	3.5	3	11	9.2	28	192	834	32	802	4.2	11	44	28.6
KNUE, Tanner	11	2	16	0	16	8.0	0	11	1.5	24	2	16	0	16	8.0	0	11	0.7
Moss, Bryson	4	5	14	1	13	2.6	1	8	3.2	11	27	90	8	82	3.0	1	15	7.5
McCoy,Cam'Ron	2	3	9	0	9	3.0	0	5	4.5	2	3	9	0	9	3.0	0	5	4.5
TOLAND, S.	5	1	6	0	6	6.0	0	6	1.2	5	1	6	0	6	6.0	0	6	1.2
BEYDOUN, Hassan	12	4	5	1	4	1.0	0	3	0.3	48	8	13	8	5	0.6	0	5	0.1
JACKSON-ANDER	3	1	1	0	1	1.0	0	1	0.3	3	1	1	0	1	1.0	0	1	0.3
FOOR, Michael	1	1	0	0	0	0.0	0	0	0.0	1	1	0	0	0	0.0	0	0	0.0
WESTMORELAND, TEAM	4	1	0	0	0	0.0	0	0	0.0	16	2	2	0	2	1.0	0	2	0.1
POWELL, Taylor	11	13	0	30	-30	-2.3	0	0	-2.7	8	37	83	165	-82	-2.2	2	17	-10.2
Total	12	462	2054	342	1712	3.7	22	42	142.7									
Opponents	12	447	2155	258	1897	4.2	22	76	158.1									

Passing	gp	effic	comp	att	int	pct	yds	td	lg	avg/g	gp	effic	comp	att	int	pct	yds	td	lg	avg/g
POWELL, Taylor	8	142.47	156	239	7	65.3	1813	14	75	226.6	8	142.47	156	239	7	65.3	1813	14	75	226.6
SMITH, Austin	9	122.73	68	118	4	57.6	774	6	67	86.0	10	123.66	69	119	4	58.0	790	6	67	79.0
DRUMMOND, Dyla	9	293.20	1	1	0	100.	23	0	23	2.6	51	416.20	2	2	0	100.0	36	1	23	0.7
TOMASEK, Mitchel	12	0.00	0	1	0	0.0	0	0	0	0.0	12	0.00	0	1	0	0.0	0	0	0	0.0
TEAM	11	0.00	0	1	0	0.0	0	0	0	0.0										
EVANS, Samson	11	455.20	1	1	0	100.	3	1	3	0.3	27	441.28	5	5	0	100.0	46	4	19	1.7
Total	12	136.51	226	361	11	62.6	2613	21	75	217.8										
Opponents	12	128.96	200	354	10	56.5	2506	20	65	208.8										

Receiving	gp	no.	yds	avg	td	lg	avg/g	gp	no.	yds	avg	td	lg	avg/g
BEYDOUN, Hassan	12	47	451	9.6	4	38	37.6	48	214	2323	10.9	9	66	48.4
KNUE, Tanner	11	42	592	14.1	9	67	53.8	24	101	1347	13.3	14	71	56.1
LASSITER, Darius	12	34	363	10.7	2	44	30.2	12	34	363	10.7	2	44	30.2
DRUMMOND, Dyla	9	30	440	14.7	3	45	48.9	51	180	1943	10.8	14	45	38.1
OAKES, Gunnar	11	25	252	10.1	0	27	22.9	48	54	594	11.0	2	42	12.4
EVANS, Samson	11	14	83	5.9	0	11	7.5	27	39	236	6.1	0	19	8.7
JACKSON, Jaylon	12	13	127	9.8	0	42	10.6	12	13	127	9.8	0	42	10.6
PAASKE, Andreas	12	9	200	22.2	2	75	16.7	12	9	200	22.2	2	75	16.7
GETZINGER, Jere	12	4	52	13.0	0	28	4.3	30	4	52	13.0	0	28	1.7
JACKSON, Aaron	11	4	13	3.2	1	10	1.2	21	7	36	5.1	1	10	1.7
WESTMORELAND, BOONE, Darius	4	2	27	13.5	0	21	6.8	16	19	320	16.8	1	54	20.0
Smith, Dennis	10	1	7	7.0	0	7	0.7	28	7	97	13.9	0	45	3.5
Total	3	1	6	6.0	0	6	2.0	7	5	88	17.6	0	46	12.6
Total	12	226	2613	11.6	21	75	217.8							
Opponents	12	200	2506	12.5	20	65	208.8							

Total Offense	g	plays	rush	pass	total	avg/g	g	plays	rush	pass	total	avg/g
POWELL, Taylor	8	276	-82	1813	1731	216.4	8	276	-82	1813	1731	216.4
EVANS, Samson	11	225	1084	3	1087	98.8	27	353	1602	46	1648	61.0
SMITH, Austin	9	179	255	774	1029	114.3	10	180	255	790	1045	104.5
JACKSON, Jaylon	12	83	344	0	344	28.7	12	83	344	0	344	28.7
BOONE, Darius	10	26	92	0	92	9.2	28	192	802	0	802	28.6
DRUMMOND, Dyla	9	1	0	23	23	2.6	51	6	23	36	59	1.2
KNUE, Tanner	11	2	16	0	16	1.5	24	2	16	0	16	0.7
Moss, Bryson	4	5	13	0	13	3.2	11	27	82	0	82	7.5
McCoy,Cam'Ron	2	3	9	0	9	4.5	2	3	9	0	9	4.5
TOLAND, S.	5	1	6	0	6	1.2	5	1	6	0	6	1.2
BEYDOUN, Hassan	12	4	4	0	4	0.3	48	9	5	8	13	0.3
JACKSON-ANDER	3	1	1	0	1	0.3	3	1	1	0	1	0.3
TEAM	11	14	-30	0	-30	-2.7						
Total	12	823	1712	2613	4325	360.4						
Opponents	12	801	1897	2506	4403	366.9						





## SEASON

## CAREER

Scoring			PAT					pts			PAT					pts
	td	fg	kick	rush	rcv	pass	dxp	saf	td	fg	kick	rush	rcv	pass	dxp	saf
GOMEZ, Jesus	-	13-16	43-43	-	-	-	-	-	-	13-16	43-43	-	-	-	-	-
EVANS, Samson	13	-	-	-	-	-	-	-	27	-	-	-	-	-	-	-
KNUE, Tanner	9	-	-	-	-	-	-	-	14	-	-	-	1	-	-	-
BEYDOUN, Hassan	4	-	-	-	-	-	-	-	9	-	-	-	-	-	-	-
DRUMMOND, Dyla	3	-	-	-	-	-	-	-	14	-	-	-	-	-	-	-
BOONE, Darius	3	-	-	-	-	-	-	-	11	-	-	-	-	-	-	-
SMITH, Austin	2	-	-	-	-	0-1	-	-	2	-	-	-	-	0-1	-	-
JACKSON, Jaylon	2	-	-	-	-	-	-	-	2	-	-	-	-	-	-	-
PAASKE, Andreas	2	-	-	-	-	-	-	-	2	-	-	-	-	-	-	-
LASSITER, Darius	2	-	-	-	-	-	-	-	2	-	-	-	-	-	-	-
POWELL, Taylor	2	-	-	-	-	-	-	-	2	-	-	-	-	-	-	-
JACKSON, Aaron	1	-	-	-	-	-	-	-	1	-	-	-	-	-	-	-
Moss, Bryson	1	-	-	-	-	-	-	-	1	-	-	-	-	-	-	-
Total	44	13-16	43-43	-	-	0-1	-	-								
Opponents	43	16-17	37-40	-	-	0-3	-	-								

Punt Returns	no.	yds	avg	td	lg	no.	yds	avg	td	lg
BEYDOUN, Hassan	5	26	5.2	0	11	17	93	5.5	0	25
DRUMMOND, Dyla	5	45	9.0	0	19	22	168	7.6	0	29
Total	10	71	7.1	0	19					
Opponents	17	122	7.2	0	34					

Kick Returns	no.	yds	avg	td	lg	no.	yds	avg	td	lg
JACKSON, Jaylon	20	551	27.5	1	89	20	551	27.5	1	89
BEYDOUN, Hassan	8	114	14.2	0	27	23	398	17.3	0	35
JACKSON-ANDER	4	10	2.5	0	6	4	10	2.5	0	6
EVANS, Samson	2	21	10.5	0	21	2	21	10.5	0	21
VADEN, Russell	1	19	19.0	0	19	1	19	19.0	0	19
KNUE, Tanner	1	7	7.0	0	7	1	7	7.0	0	7
Total	36	722	20.1	1	89					
Opponents	35	738	21.1	0	75					

Interceptions	no.	yds	avg	td	lg	no.	yds	avg	td	lg
SCOTT, Joshua	2	0	0.0	0	0	2	0	0.0	0	0
TRUEMAN, Grant	1	0	0.0	0	0	1	0	0.0	0	0
BENSON, Brandon	1	18	18.0	0	18	1	18	18.0	0	18
SPARACIO, Joe	1	13	13.0	0	13	1	13	13.0	0	13
SCANDRETT, Que	1	34	34.0	0	34	1	34	34.0	0	34
SHINE, Kempton	1	9	9.0	0	9	1	9	9.0	0	9
BOGAN, Blake	1	0	0.0	0	0	3	-3	-1.0	0	0
DANIEL, Robert	1	0	0.0	0	0	2	0	0.0	0	0
LEE, Mark	1	0	0.0	0	0	1	0	0.0	0	0
Total	10	74	7.4	0	34					
Opponents	11	34	3.1	1	32					

Fumble Returns	no.	yds	avg	td	lg	no.	yds	avg	td	lg
TRUEMAN, Grant	1	12	12.0	0	12	1	12	12.0	0	12
SCOTT, Joshua	1	23	23.0	0	23	1	23	23.0	0	23
Total	2	35	17.5	0	23					
Opponents	1	5	5.0	0	5					







## SEASON

## CAREER

All Purpose	g	rush	rcv	pr	kr	ir	total	avg/g	g	rush	rcv	pr	kr	ir	total	avg/g
EVANS, Sam	11	1084	83	0	21	0	1188	108.0	27	1602	236	0	21	0	1859	68.9
JACKSON, Ja	12	344	127	0	551	0	1022	85.2	12	344	127	0	551	0	1022	85.2
KNUE, Tanne	11	16	592	0	7	0	615	55.9	24	16	1347	0	7	0	1370	57.1
BEYDOUN, H	12	4	451	26	114	0	595	49.6	48	5	2323	93	398	0	2819	58.7
DRUMMOND,	9	0	440	45	0	0	485	53.9	51	23	1943	168	329	0	2463	48.3
LASSITER, D	12	0	363	0	0	0	363	30.2	12	0	363	0	0	0	363	30.2
SMITH, Austi	9	255	0	0	0	0	255	28.3	10	255	0	0	0	0	255	25.5
OAKES, Gun	11	0	252	0	0	0	252	22.9	48	0	594	0	0	0	594	12.4
PAASKE, And	12	0	200	0	0	0	200	16.7	12	0	200	0	0	0	200	16.7
BOONE, Dari	10	92	7	0	0	0	99	9.9	28	802	97	0	0	0	899	32.1
GETZINGER,	12	0	52	0	0	0	52	4.3	30	0	52	12	0	0	64	2.1
SCANDRETT,	12	0	0	0	0	34	34	2.8	15	0	0	0	0	34	34	2.3
WESTMORE	4	0	27	0	0	0	27	6.8	16	2	320	0	0	0	322	20.1
VADEN, Russ	10	0	0	0	19	0	19	1.9	32	0	0	0	19	17	36	1.1
BENSON, Bra	12	0	0	0	0	18	18	1.5	15	0	0	0	0	18	18	1.2
JACKSON, A	11	0	13	0	0	0	13	1.2	21	27	36	0	0	0	63	3.0
Moss, Bryson	4	13	0	0	0	0	13	3.2	11	82	8	0	0	0	90	8.2
SPARACIO, J	12	0	0	0	0	13	13	1.1	12	0	0	0	0	13	13	1.1
JACKSON-A	3	1	0	0	10	0	11	3.7	3	1	0	0	10	0	11	3.7
SHINE, Kemp	11	0	0	0	0	9	9	0.8	31	0	0	0	0	9	9	0.3
McCoy,Cam'R	2	9	0	0	0	0	9	4.5	2	9	0	0	0	0	9	4.5
Smith, Dennis	3	0	6	0	0	0	6	2.0	7	0	88	0	0	0	88	12.6
TOLAND, S.	5	6	0	0	0	0	6	1.2	5	6	0	0	0	0	6	1.2
TEAM	11	-30	0	0	0	0	-30	-2.7								
POWELL, Ta	8	-82	0	0	0	0	-82	-10.2	8	-82	0	0	0	0	-82	-10.2
Total	12	1712	2613	71	722	74	5192	432.7								
Opponents	12	1897	2506	122	738	34	5297	441.4								

Field Goals	att	good	long	blkd	att	good	long	blkd
GOMEZ, Jesus	16	13	55	1	16	13	55	1
Total	16	13	55	1				
Opponents	17	16	47	0				

Punting	no.	yds	avg	lg	blk	no.	yds	avg	lg	blk
TOMASEK, Mitchel	46	202	44.1	63	0	46	2029	44.1	63	0
Total	46	202	44.1	63	0					
Opponents	53	223	42.2	72	0					

Kickoffs	no.	yds	avg	tb	ob	no.	yds	avg	tb	ob
POHL, Brady	66	389	59.0	28	2	66	3897	59.0	28	2
GOMEZ, Jesus	2	85	42.5	0	0	5	277	55.4	2	0
Total	68	398	58.6	28	2					
Opponents	70	356	50.9	17	5					





## 2022 EMU GAME NOTES

#	Defensive Leaders	gp-gs	Tackles				Sacks no-yds	Pass defense			Fumbles		blkd	
			ua	a	tot	tfl/yds		int-yds	brup	qbh	rcv-yds	ff	kick	saf
6	KLINE, Chase	11-11	37	50	87	2.0-12	1.0-10	.	3	2	.	.	.	.
19	SPARACIO, Joe	12-11	38	46	84	6.0-16	1.0-6	1-13	1	.	1-0	.	.	.
4	RAMIREZ, Jose	12-10	37	26	63	19.5-105	12.0-80	.	2	10	1-0	2	.	.
8	PEAVY, T.J.	12-9	26	19	45	2.5-5	1.0-2	.	3	1	.	.	.	.
35	SCANDRETT, Quentaviu	12-7	25	17	42	.	.	1-34	2	.	.	.	.	.
93	CRAWFORD, Jordan	12-12	17	18	35	4.5-8	1.5-2	.	1	1	1-0	.	.	.
15	SCOTT, Joshua	12-9	16	13	29	.	.	2-0	6	.	0-23	.	.	.
94	PRICE, Peyton	12-6	5	23	28	1.5-5	0.5-1	.	.	1	.	.	.	.
17	LEE, Mark	12-11	12	13	25	.	.	1-0	2	.	.	.	.	.
10	SMITH, Cameron	11-0	18	7	25	.	.	.	1	.	.	.	.	.
29	SHINE, Kempton	11-11	19	6	25	.	.	1-9	11	1	1-0	1	.	.
99	SWINDLE, Melvin	12-3	9	15	24	2.0-3	0.5-1	.	.	.	.	1	.	.
90	TRUEMAN, Grant	10-6	9	13	22	2.5-20	2.0-20	1-0	2	1	0-12	.	.	.
7	BENSON, Brandon	12-5	11	11	22	1.5-2	.	1-18	1	.	.	1	.	.
10	SPEIGHTS, Tariq	8-1	6	15	21	0.5-2	.	.	1	2	.	.	.	.
21	DANIEL, Robert	10-0	9	11	20	.	.	1-0	.	.	.	.	.	.
41	JEFFERSON, J.	11-0	8	11	19	0.5-0	.	.	.	2	.	.	.	.
53	SCHEIDT, Steven	9-2	8	11	19	1.0-1	.	.	.	.	.	.	.	.
98	GRANT-RANDALL, Tim	9-0	8	8	16	4.5-13	1.0-8	.	1	1	.	.	.	.
13	VADEN, Russell	10-4	7	7	14	0.5-0	.	.	2	.	1-0	.	.	.
20	CARTER, David	7-0	12	2	14	.	.	.	2	.	.	.	.	.
52	EVANS, Carter	8-2	4	10	14	.	.	.	1	.	.	.	.	.
44	CAMERON, Luke	12-0	5	8	13	1.5-5	0.5-2	.	.	.	.	.	.	.
47	ZELINSKY, Joseph	12-2	3	8	11	0.5-0	.	.	.	.	.	.	.	.
95	COLEMAN, Mikah	11-2	6	5	11	3.0-27	2.0-17	.	2	2	.	.	.	.
1H	McCARTY, Josh	12-0	7	4	11	.	.	.	.	.	.	.	.	.
23	BOGAN, Blake	4-4	2	8	10	.	.	1-0	2	1	.	.	.	.
11	WATSON, Isaiah	6-0	6	3	9	.	.	.	.	.	.	.	.	.
20	WILLIAMS, EJ	10-0	6	3	9	.	.	.	.	.	.	.	.	.
91	MANIOR, Dexter	9-1	1	7	8	.	.	.	.	.	.	.	.	.
5	HERNANDEZ, Korey	7-0	7	1	8	.	.	.	3	1	.	.	.	.
26	HINES, Tristen	11-0	4	1	5	.	.	.	.	.	.	.	.	.
96	GONZALEZ, Adrian	9-0	1	3	4	.	.	.	1	.	.	.	.	.
32	NOWLING, Kendri	6-1	2	2	4	.	.	.	.	.	.	.	.	.
36	MOWCHAN, Zach	10-0	2	2	4	.	.	.	.	.	.	.	.	.
83	GETZINGER, Jere	12-4	2	1	3	.	.	.	.	.	.	.	.	.
33	GULLEY, Keylen	12-0	1	2	3	.	.	.	.	.	.	.	.	.
56	MILES, Sterling	10-0	.	2	2	.	.	.	.	1	.	.	1	.
2	BEYDOUN, Hassan	12-9	1	1	2	.	.	.	.	.	.	.	.	.
68	HOWIE, Alex	8-8	1	.	1	.	.	.	.	.	.	.	.	.
14	THOMAS, Corry	7-0	1	.	1	.	.	.	.	.	1-0	.	.	.
46	BIRD, Steve	12-0	.	1	1	.	.	.	.	.	.	.	.	.
57	Gilbert, Carter	6-0	.	1	1	.	.	.	.	.	.	.	.	.
3P	TOMASEK, Mitchel	12-0	1	.	1	.	.	.	.	.	.	.	.	.
85	PAASKE, Andreas	12-0	1	.	1	.	.	.	.	.	.	.	.	.
3K	GOMEZ, Jesus	12-0	1	.	1	.	.	.	.	.	.	.	.	.
31	POHL, Brady	12-0	1	.	1	.	.	.	.	.	.	.	.	.
9	LASSITER, Darius	12-4	.	1	1	.	.	.	.	.	.	.	.	.
24	KNUE, Tanner	11-10	.	.	.	.	.	.	.	.	1-0	.	.	.
Total		12	403	416	819	54-224	23-149	10-74	50	27	7-35	5	1	.
Opponents		12	457	384	841	75-315	29-217	11-34	35	29	6-5	10	1	.





## Team Statistics

	EMU	OPP
SCORING	346	343
Points Per Game	28.8	28.6
Points Off Turnovers	66	59
FIRST DOWNS	253	248
Rushing	107	101
Passing	116	109
Penalty	30	38
RUSHING YARDAGE	1712	1902
Yards gained rushing	2054	2160
Yards lost rushing	342	258
Rushing Attempts	462	447
Average Per Rush	3.7	4.3
Average Per Game	142.7	158.5
TDs Rushing	22	22
PASSING YARDAGE	2613	2506
Comp-Att-Int	226-361-11	200-354-10
Average Per Pass	7.2	7.1
Average Per Catch	11.6	12.5
Average Per Game	217.8	208.8
TDs Passing	21	20
TOTAL OFFENSE	4325	4408
Total Plays	823	801
Average Per Play	5.3	5.5
Average Per Game	360.4	367.3
KICK RETURNS: #-Yards	36-722	35-738
PUNT RETURNS: #-Yards	10-71	17-122
INT RETURNS: #-Yards	10-74	11-34
KICK RETURN AVERAGE	20.1	21.1
PUNT RETURN AVERAGE	7.1	7.2
INT RETURN AVERAGE	9.2	3.4
FUMBLES-LOST	13-6	11-7
PENALTIES-Yards	101-949	104-1024
Average Per Game	79.1	85.3
PUNTS-Yards	46-2029	53-2237
Average Per Punt	44.1	42.2
Net punt average	38.8	39.4
KICKOFFS-Yards	68-3982	70-3564
Average Per Kick	58.6	50.9
Net kick average	37.4	34.5
TIME OF POSSESSION/Game	31:08	28:53
3RD-DOWN Conversions	74/161	68/160
3rd-Down Pct	46%	42%
4TH-DOWN Conversions	9/21	11/17
4th-Down Pct	43%	65%
SACKS BY-Yards	23-149	29-217
MISC YARDS	0	0
TOUCHDOWNS SCORED	44	43
FIELD GOALS-ATTEMPTS	13-16	16-17
ON-SIDE KICKS	0-0	0-0
RED-ZONE SCORES	(43-45) 96%	(42-45) 93%
RED-ZONE TOUCHDOWNS	(34-45) 76%	(31-45) 69%
PAT-ATTEMPTS	(43-43) 100%	(37-40) 93%
ATTENDANCE	91116	105028
Games/Avg Per Game	6/15186	6/17505
Neutral Site Games		0/0





## 2022 Eastern Michigan Football

Eastern Michigan Team Game-by-Game Comparison (as of Nov 25, 2022)  
All games



## 2022 EMU GAME NOTES

Opponent	Score	Total	First Downs		Rushing		Passing		Total Offense	Return	Turn-
			Rush	Pass	Pen	Number-Yards	Comp-Att-Int	Yards	Plays-Yards	Yards	Overs
EASTERN KENTUC	42-34	23 / 29	8 / 5	12 / 21	3 / 3	33-124 / 28-141	21-30-1 / 35-51-1	271 / 351	63-395 / 79-492	110 / 44	2 / 2
Louisiana	21-49	23 / 23	4 / 10	13 / 11	6 / 2	23-41 / 35-149	32-51-3 / 22-33-0	320 / 310	74-361 / 68-459	61 / 75	5 / 0
Arizona State	30-21	24 / 17	16 / 6	8 / 9	0 / 2	51-305 / 23-170	14-22-1 / 20-32-0	153 / 182	73-458 / 55-352	32 / 154	1 / 1
BUFFALO	31-50	12 / 29	6 / 16	6 / 10	0 / 3	31-137 / 55-201	12-19-1 / 20-29-0	190 / 297	50-327 / 84-498	123 / 80	1 / 0
MASSACHUSETTS	20-13	22 / 15	11 / 9	7 / 4	4 / 2	43-217 / 48-168	13-24-2 / 8-18-1	122 / 87	67-339 / 66-255	32 / 28	3 / 1
Western Michigan	45-23	25 / 21	9 / 4	12 / 11	4 / 6	40-120 / 36-91	20-30-0 / 15-40-0	293 / 208	70-413 / 76-299	121 / 85	1 / 1
NORTHERN ILLINOI	10-39	10 / 19	5 / 12	5 / 5	0 / 2	27-29 / 49-287	11-23-1 / 12-16-0	197 / 123	50-226 / 65-410	40 / 53	2 / 0
Ball State	20-16	24 / 20	12 / 7	9 / 8	3 / 5	46-151 / 34-114	20-34-0 / 15-26-2	197 / 178	80-348 / 60-292	62 / 31	0 / 3
TOLEDO	24-27	17 / 19	9 / 7	5 / 9	3 / 3	45-118 / 35-136	13-24-1 / 15-27-0	99 / 238	69-217 / 62-374	94 / 41	1 / 2
Akron	34-28	20 / 24	9 / 10	9 / 9	2 / 5	37-155 / 35-163	16-28-1 / 18-34-3	190 / 223	65-345 / 69-386	113 / 138	1 / 3
Kent State	31-24	25 / 17	7 / 7	16 / 9	2 / 1	44-144 / 33-116	30-40-0 / 13-31-0	315 / 241	84-459 / 64-357	32 / 52	0 / 1
CENTRAL MICHIGA	38-19	28 / 15	11 / 8	14 / 3	3 / 4	42-171 / 36-161	24-36-0 / 7-17-3	266 / 68	78-437 / 53-229	82 / 118	0 / 3
Totals	34-34	25 / 24	10 / 10	11 / 10	30 / 38	462-171 / 447-189	226-361-1 / 200-354-1	261 / 250	823-432 / 801-440	902 / 899	17 / 17

Opponent	3rd Down	4th Down	Time of	TOP	Avg	Avg	Punting	Penalties	Sacks
	Conversions	Conversions	Possession	Margin	Yds/Rush	Yds/Pass	Number-Avg	Number-Yards	
EASTERN KENTUC	6-10 / 12-18	0-0 / 1-1	28:12 / 31:48	-3:36	3.8 / 5.0	9.0 / 6.9	3-42.0 / 3-33.0	6-59 / 12-10	1 / 2
Louisiana	5-14 / 6-11	1-2 / 0-0	29:42 / 30:18	-0:36	1.8 / 4.3	6.3 / 9.4	5-44.8 / 5-45.6	10-80 / 12-11	0 / 4
Arizona State	11-15 / 3-8	0-0 / 0-1	34:43 / 25:17	9:26	6.0 / 7.4	7.0 / 5.7	1-43.0 / 4-51.5	5-47 / 9-84	0 / 2
BUFFALO	5-11 / 5-13	1-4 / 4-4	21:23 / 38:37	-17:14	4.4 / 3.7	10.0 / 10.2	1-62.0 / 1-44.0	6-63 / 3-15	1 / 1
MASSACHUSETTS	4-11 / 5-16	0-1 / 1-2	28:22 / 31:38	-3:16	5.0 / 3.5	5.1 / 4.8	4-46.0 / 6-46.8	9-65 / 11-10	1 / 1
Western Michigan	7-12 / 6-18	0-0 / 2-2	30:13 / 29:47	0:26	3.0 / 2.5	9.8 / 5.2	4-48.0 / 8-42.8	11-11 / 12-14	7 / 3
NORTHERN ILLINOI	2-13 / 9-16	1-3 / 0-0	20:47 / 39:13	-18:26	1.1 / 5.9	8.6 / 7.7	5-47.8 / 4-40.2	6-70 / 4-35	2 / 5
Ball State	10-16 / 6-12	1-2 / 0-0	37:09 / 22:51	14:18	3.3 / 3.4	5.8 / 6.8	4-44.2 / 3-42.0	11-11 / 5-57	1 / 4
TOLEDO	7-16 / 5-12	1-2 / 1-2	36:07 / 23:53	12:14	2.6 / 3.9	4.1 / 8.8	6-40.0 / 3-30.3	8-72 / 10-10	1 / 3
Akron	7-14 / 3-11	0-0 / 1-3	30:55 / 29:05	1:50	4.2 / 4.7	6.8 / 6.6	4-45.0 / 2-43.0	11-87 / 8-97	2 / 2
Kent State	5-16 / 5-15	3-5 / 1-1	39:19 / 20:41	18:38	3.3 / 3.5	7.9 / 7.8	5-35.6 / 8-41.8	5-39 / 11-10	2 / 0
CENTRAL MICHIGA	5-13 / 3-10	1-2 / 0-1	36:38 / 23:22	13:16	4.1 / 4.5	7.4 / 4.0	4-46.0 / 6-39.8	13-14 / 7-55	5 / 2
Totals	74-16 / 68-16	9-21 / 11-17	373:30 / 346:30	27:00	3.7 / 4.2	7.2 / 7.1	46-44.1 / 53-42.2	101-9 / 104-1	23 / 29

Note: Game totals are displayed in the format TEAM/OPPONENT for each category





## 20-YARD PLUS PLAYS

Yd	Type	Player(s)	Opponent
89*	KR	JACKSON, Jaylon	Buffalo
87	KR	JACKSON, Jaylon	Western Michigan
75*	Pass	PAASKE, Andreas from POWELL, Taylor	Northern Illinois
67	Pass	KNUE, Tanner from SMITH, Austin	Buffalo
45	Pass	Drummond,Dylan from Powell,Taylor	Western Michigan
44	Pass	LASSITER, Darius from POWELL, Taylor	Louisiana
42	Rush	EVANS, Samson	Central Michigan
42	Pass	JACKSON, Jaylon from POWELL, Taylor	Northern Illinois
42	Pass	KNUE, Tanner from SMITH, Austin	Arizona State
40	Pass	DRUMMOND, Dylan from POWELL, Taylor	Eastern Kentucky
40*	Pass	DRUMMOND, Dylan from Smith,Austin	Akron
39*	Pass	KNUE, Tanner from SMITH, Austin	Massachusetts
38	Pass	BEYDOUN, Hassan from Powell,Taylor	Western Michigan
38*	Pass	LASSITER, Darius from Powell,Taylor	Western Michigan
35	KR	JACKSON, Jaylon	Eastern Kentucky
34	KR	JACKSON, Jaylon	Toledo
34	INT	SCANDRETT, Quentaviu	Ball State
34	Pass	DRUMMOND, Dylan from POWELL, Taylor	Kent State
34	KR	JACKSON, Jaylon	Buffalo
34	Pass	PAASKE, Andreas from POWELL, Taylor	Eastern Kentucky
32	Rush	EVANS, Samson	Arizona State
30	Pass	DRUMMOND, Dylan from POWELL, Taylor	Northern Illinois
29	KR	JACKSON, Jaylon	Akron
29	Rush	SMITH, Austin	Buffalo
29	Pass	KNUE, Tanner from SMITH, Austin	Buffalo
28	Rush	EVANS, Samson	Arizona State
28	Pass	GETZINGER, Jere from Powell,Taylor	Western Michigan
28*	Pass	KNUE, Tanner from POWELL, Taylor	Kent State
28	Pass	DRUMMOND, Dylan from POWELL, Taylor	Kent State
28*	Pass	KNUE, Tanner from POWELL, Taylor	Central Michigan
27	Pass	OAKES, Gunnar from SMITH, Austin	Ball State
27	Rush	EVANS, Samson	Massachusetts
27	KR	BEYDOUN, Hassan	Eastern Kentucky
26	Rush	JACKSON, Jaylon	Massachusetts
26	Pass	BEYDOUN, Hassan from SMITH, Austin	Buffalo
26	KR	BEYDOUN, Hassan	Eastern Kentucky
26	Pass	PAASKE, Andreas from POWELL, Taylor	Arizona State
25*	Pass	KNUE, Tanner from POWELL, Taylor	Louisiana
24	KR	JACKSON, Jaylon	Toledo
24	Rush	Smith,Austin	Akron
23*	Rush	EVANS, Samson	Akron
23	KR	JACKSON, Jaylon	Toledo
23	Rush	JACKSON, Jaylon	Louisiana
23	FR	SCOTT, Joshua	Central Michigan
23	Pass	KNUE, Tanner from DRUMMOND, Dylan	Toledo
23	Pass	OAKES, Gunnar from POWELL, Taylor	Central Michigan
22	KR	BEYDOUN, Hassan	Eastern Kentucky
22	KR	JACKSON, Jaylon	Louisiana
22	Pass	LASSITER, Darius from Powell,Taylor	Western Michigan
22	Pass	KNUE, Tanner from POWELL, Taylor	Kent State
22*	Pass	BEYDOUN, Hassan from POWELL, Taylor	Eastern Kentucky
22	Pass	DRUMMOND, Dylan from Smith,Austin	Akron
21	Pass	WESTMORELAND, Zach from POWELL, Ta	Louisiana
21	Rush	EVANS, Samson	Akron
21*	Pass	DRUMMOND, Dylan from POWELL, Taylor	Central Michigan
21	KR	EVANS, Samson	Arizona State
20	Rush	SMITH, Austin	Arizona State
20	Rush	SMITH, Austin	Ball State
20	Pass	DRUMMOND, Dylan from POWELL, Taylor	Central Michigan
20	Rush	EVANS, Samson	Massachusetts
20	Rush	EVANS, Samson	Arizona State

\* touchdown scored on play

## LONG PLAYS BY THE NUMBERS

Long Plays By Ya	No.	TD
100+	0	0
90-99	0	0
80-89	2	1
70-79	1	1
60-69	1	0
50-59	0	0
40-49	7	1
30-39	11	2
20-29	39	6

Long Plays By Ty	No.	TD
Rushing	14	1
Passing	32	9
Punt returns	0	0
Kick returns	13	1
Interceptions	1	0
Fumble returns	1	0
Other	0	0
TOTAL	61	11

## 20-YARD PLUS BY PLAYER

Player	No.	TD	R	P	KR	PR	IR	FR
JACKSON, Jaylon	12	1	2	1	9	0	0	0
KNUE, Tanner	9	4	0	9	0	0	0	0
EVANS, Samson	9	1	8	0	1	0	0	0
DRUMMOND, Dylan	8	2	0	8	0	0	0	0
BEYDOUN, Hassan	6	1	0	3	3	0	0	0
LASSITER, Darius	3	1	0	3	0	0	0	0
PAASKE, Andreas	3	1	0	3	0	0	0	0
SMITH, Austin	3	0	3	0	0	0	0	0
OAKES, Gunnar	2	0	0	2	0	0	0	0
SCOTT, Joshua	1	0	0	0	0	0	0	1
WESTMORELAND, Smith,Austin	1	0	1	0	0	0	0	0
SCANDRETT, Quent	1	0	0	0	0	0	1	0
Drummond,Dylan	1	0	0	1	0	0	0	0
GETZINGER, Jere	1	0	0	1	0	0	0	0
TOTAL	61	11	14	32	13	0	1	1

## LONGEST PLAYS OF THE YEAR

## Rushing

42 EVANS, Samson vs Central Michigan (11/25/2022)

## Rushing Touchdown

23 EVANS, Samson vs Akron (11/8/2022)

## Passing

75 PAASKE, Andreas from POWELL, Taylor vs Northern Illinois (10/15/2022)

## Passing Touchdown

75 PAASKE, Andreas from POWELL, Taylor vs Northern Illinois (10/15/2022)

## Punt Return

19 Drummond,Dylan vs Western Michigan (10/8/2022)

## Kick Return

89 JACKSON, Jaylon vs Buffalo (9/24/2022)

## Interception Return

34 SCANDRETT, Quentaviu vs Ball State (10/22/2022)

## Fumble Return

23 SCOTT, Joshua vs Central Michigan (11/25/2022)

## Punt

63 TOMASEK, Mitchel vs Ball State (10/22/2022)

## Field Goal

55 GOMEZ, Jesus vs Ball State (10/22/2022)





## 2022 EMU GAME NOTES

### 3rd-Down Conversions

Date	Opponent	Score	Overall	1st Qtr	2nd Qtr	3rd Qtr	4th Qtr	Overtime
Sep 02, 202	EASTERN KENTUCK	42-34	6-10 60.0	0-2 0.0	3-3 100.0	1-2 50.0	2-3 66.7	
Sep 10, 202	at Louisiana	L 21-49	5-14 35.7	3-5 60.0	2-4 50.0	0-3 0.0	0-2 0.0	
Sep 17, 202	at Arizona State	30-21	11-15 73.3	6-7 85.7	3-3 100.0	0-1 0.0	2-4 50.0	
Sep 24, 202	BUFFALO	L 31-50	5-11 45.5	2-2 100.0	1-3 33.3	2-4 50.0	0-2 0.0	
Oct 01, 202	MASSACHUSETTS	20-13	4-11 36.4	1-2 50.0	1-3 33.3	1-3 33.3	1-3 33.3	
Oct 08, 202	at Western Michigan	45-23	7-12 58.3	4-4 100.0	2-4 50.0	1-2 50.0	0-2 0.0	
Oct 15, 202	NORTHERN ILLINOIS	L 10-39	2-13 15.4	1-4 25.0	1-4 25.0	0-3 0.0	0-2 0.0	
Oct 22, 202	at Ball State	20-16	10-16 62.5	2-3 66.7	2-4 50.0	2-3 66.7	4-6 66.7	
Oct 29, 202	TOLEDO	L 24-27	7-16 43.8	3-4 75.0	1-5 20.0	2-3 66.7	1-4 25.0	
Nov 08, 202	at Akron	34-28	7-14 50.0	3-4 75.0	1-3 33.3	1-3 33.3	2-4 50.0	
Nov 16, 202	at Kent State	31-24	5-16 31.2	1-5 20.0	0-4 0.0	2-4 50.0	2-3 66.7	
Nov 25, 202	CENTRAL MICHIGAN	38-19	5-13 38.5	1-3 33.3	1-4 25.0	2-3 66.7	1-3 33.3	
	Eastern Michigan		74-16 46.0	27-45 60.0	18-44 40.9	14-34 41.2	15-38 39.5	0-0 0.0
	Opponents		68-16 42.5	15-35 42.9	19-43 44.2	14-37 37.8	20-45 44.4	0-0 0.0

### 4th-Down Conversions

Date	Opponent	Score	Overall	1st Qtr	2nd Qtr	3rd Qtr	4th Qtr	Overtime
Sep 02, 202	EASTERN KENTUCK	42-34	0-0 0.0	0-0 0.0	0-0 0.0	0-0 0.0	0-0 0.0	
Sep 10, 202	at Louisiana	L 21-49	1-2 50.0	1-1 100.0	0-0 0.0	0-0 0.0	0-1 0.0	
Sep 17, 202	at Arizona State	30-21	0-0 0.0	0-0 0.0	0-0 0.0	0-0 0.0	0-0 0.0	
Sep 24, 202	BUFFALO	L 31-50	1-4 25.0	0-0 0.0	1-1 100.0	0-1 0.0	0-2 0.0	
Oct 01, 202	MASSACHUSETTS	20-13	0-1 0.0	0-0 0.0	0-0 0.0	0-1 0.0	0-0 0.0	
Oct 08, 202	at Western Michigan	45-23	0-0 0.0	0-0 0.0	0-0 0.0	0-0 0.0	0-0 0.0	
Oct 15, 202	NORTHERN ILLINOIS	L 10-39	1-3 33.3	0-1 0.0	1-1 100.0	0-0 0.0	0-1 0.0	
Oct 22, 202	at Ball State	20-16	1-2 50.0	0-0 0.0	0-0 0.0	0-1 0.0	1-1 100.0	
Oct 29, 202	TOLEDO	L 24-27	1-2 50.0	0-0 0.0	1-1 100.0	0-0 0.0	0-1 0.0	
Nov 08, 202	at Akron	34-28	0-0 0.0	0-0 0.0	0-0 0.0	0-0 0.0	0-0 0.0	
Nov 16, 202	at Kent State	31-24	3-5 60.0	1-2 50.0	0-1 0.0	1-1 100.0	1-1 100.0	
Nov 25, 202	CENTRAL MICHIGAN	38-19	1-2 50.0	0-0 0.0	1-1 100.0	0-1 0.0	0-0 0.0	
	Eastern Michigan		9-21 42.9	2-4 50.0	4-5 80.0	1-5 20.0	2-7 28.6	0-0 0.0
	Opponents		11-17 64.7	3-3 100.0	2-2 100.0	1-4 25.0	5-8 62.5	0-0 0.0

### Time of Possession

Date	Opponent	Score	Overall	1st Qtr	2nd Qtr	3rd Qtr	4th Qtr	Overtime
Sep 02, 202	EASTERN KENTUCK	42-34	28:12	3:28	9:16	7:05	8:23	
Sep 10, 202	at Louisiana	L 21-49	29:42	11:02	9:23	5:29	3:48	
Sep 17, 202	at Arizona State	30-21	34:43	10:43	8:24	4:39	10:57	
Sep 24, 202	BUFFALO	L 31-50	21:23	4:06	6:45	6:29	4:03	
Oct 01, 202	MASSACHUSETTS	20-13	28:22	5:32	4:54	9:27	8:29	
Oct 08, 202	at Western Michigan	45-23	30:13	10:56	6:44	5:39	6:54	
Oct 15, 202	NORTHERN ILLINOIS	L 10-39	20:47	6:49	6:31	3:58	3:29	
Oct 22, 202	at Ball State	20-16	37:09	10:08	6:06	8:28	12:27	
Oct 29, 202	TOLEDO	L 24-27	36:07	10:15	12:41	6:18	6:53	
Nov 08, 202	at Akron	34-28	30:55	9:43	3:49	6:38	10:45	
Nov 16, 202	at Kent State	31-24	39:19	9:49	9:13	9:20	10:57	
Nov 25, 202	CENTRAL MICHIGAN	38-19	36:38	8:21	9:04	9:38	9:35	
	Eastern Michigan	Total	373:30	100:52	92:50	83:08	96:40	0:00
		Avg.	31:07	8:24	7:44	6:55	8:03	0:00
	Opponents	Total	346:30	79:08	87:10	96:52	83:20	0:00
		Avg.	28:52	6:35	7:15	8:04	6:56	0:00

### Eastern Michigan Inside Opponent Red-Zone

Date	Opponent	Score	Times In RZ	Times Score	Total Pts	Rush TDs	Pass TDs	FGs Made	Failed to score inside RZ	FGA	Dow	Int	Fum	Half	Gam
Sep 02, 202	EASTERN KENTUCK	42-34	5	5	35	5	3	2	0	0	0	0	0	0	0
Sep 10, 202	at Louisiana	L 21-49	3	3	21	3	1	2	0	0	0	0	0	0	0
Sep 17, 202	at Arizona State	30-21	5	5	27	3	2	1	2	0	0	0	0	0	0
Sep 24, 202	BUFFALO	L 31-50	4	4	24	3	2	1	1	0	0	0	0	0	0
Oct 01, 202	MASSACHUSETTS	20-13	2	2	13	2	1	1	0	0	0	0	0	0	0
Oct 08, 202	at Western Michigan	45-23	7	6	38	5	3	2	1	1	0	0	0	0	0
Oct 15, 202	NORTHERN ILLINOIS	L 10-39	0	0	0	0	0	0	0	0	0	0	0	0	0
Oct 22, 202	at Ball State	20-16	3	3	17	2	2	0	1	0	0	0	0	0	0
Oct 29, 202	TOLEDO	L 24-27	4	4	24	3	3	0	1	0	0	0	0	0	0
Nov 08, 202	at Akron	34-28	3	3	17	2	1	1	1	0	0	0	0	0	0
Nov 16, 202	at Kent State	31-24	5	4	24	3	1	2	1	0	1	0	0	0	0
Nov 25, 202	CENTRAL MICHIGAN	38-19	4	4	24	3	2	1	1	0	0	0	0	0	0
	Totals		45	43	264	34	21	13	9	1	1	0	0	0	0
			43 of 45 (95.6%)												

### Opponents Inside Eastern Michigan Red-Zone

Date	Opponent	Score	Times In RZ	Times Score	Total Pts	Rush TDs	Pass TDs	FGs Made	Failed to score inside RZ	FGA	Dow	Int	Fum	Half	Gam
Sep 02, 202	EASTERN KENTUCK	42-34	5	4	24	3	0	3	1	0	0	1	0	0	0
Sep 10, 202	at Louisiana	L 21-49	5	5	35	5	2	3	0	0	0	0	0	0	0
Sep 17, 202	at Arizona State	30-21	3	2	14	2	1	1	0	0	0	0	1	0	0
Sep 24, 202	BUFFALO	L 31-50	7	7	40	5	4	1	2	0	0	0	0	0	0
Oct 01, 202	MASSACHUSETTS	20-13	2	2	10	1	1	0	1	0	0	0	0	0	0
Oct 08, 202	at Western Michigan	45-23	3	3	17	2	1	1	1	0	0	0	0	0	0
Oct 15, 202	NORTHERN ILLINOIS	L 10-39	3	3	12	1	1	0	2	0	0	0	0	0	0
Oct 22, 202	at Ball State	20-16	4	3	16	2	0	2	1	0	0	0	1	0	0
Oct 29, 202	TOLEDO	L 24-27	4	4	20	2	0	2	2	0	0	0	0	0	0
Nov 08, 202	at Akron	34-28	3	3	21	3	2	1	0	0	0	0	0	0	0
Nov 16, 202	at Kent State	31-24	3	3	17	2	2	0	1	0	0	0	0	0	0
Nov 25, 202	CENTRAL MICHIGAN	38-19	3	3	19	3	3	0	0	0	0	0	0	0	0
	Totals		45	42	245	31	17	14	11	0	0	1	2	0	0
			42 of 45 (93.3%)												



**INDIVIDUAL GAME HIGHS**

Rushes	36	EVANS, Samson at Arizona State (Sep 17, 2022)
Yards Rushing	258	EVANS, Samson at Arizona State (Sep 17, 2022)
TD Rushes	3	EVANS, Samson at Western Michigan (Oct 08, 2022) EVANS, Samson vs Toledo (Oct 29, 2022)
Long Rush	42	EVANS, Samson vs Central Michigan (Nov 25, 2022)
Pass attempts	50	POWELL, Taylor at Louisiana (Sep 10, 2022)
Pass completions	31	POWELL, Taylor at Louisiana (Sep 10, 2022)
Yards Passing	317	POWELL, Taylor at Louisiana (Sep 10, 2022)
TD Passes	3	POWELL, Taylor vs Eastern Kentucky (Sep 02, 2022) Powell, Taylor at Western Michigan (Oct 08, 2022) POWELL, Taylor at Kent State (Nov 16, 2022) POWELL, Taylor vs Central Michigan (Nov 25, 2022) POWELL, Taylor vs Northern Illinois (Oct 15, 2022)
Receptions	10	BEYDOUN, Hassan at Ball State (Oct 22, 2022)
Yards Receiving	106	KNUE, Tanner vs Buffalo (Sep 24, 2022)
TD Receptions	2	KNUE, Tanner vs Eastern Kentucky (Sep 02, 2022) KNUE, Tanner at Kent State (Nov 16, 2022)
Long Reception	75	PAASKE, Andreas vs Northern Illinois (Oct 15, 2022)
Field Goals	3	GOMEZ, Jesus at Arizona State (Sep 17, 2022)
Long Field Goal	55	GOMEZ, Jesus at Ball State (Oct 22, 2022)
Punts	6	TOMASEK, Mitchel vs Toledo (Oct 29, 2022)
Punting Avg	62.0	TOMASEK, Mitchel vs Buffalo (Sep 24, 2022)
Long Punt	63	TOMASEK, Mitchel at Ball State (Oct 22, 2022)
Punts inside 20	2	TOMASEK, Mitchel at Western Michigan (Oct 08, 2022) TOMASEK, Mitchel vs Northern Illinois (Oct 15, 2022) TOMASEK, Mitchel vs Toledo (Oct 29, 2022) TOMASEK, Mitchel vs Central Michigan (Nov 25, 2022)
Long Punt Return	19	Drummond, Dylan at Western Michigan (Oct 08, 2022)
Long Kickoff Return	89	JACKSON, Jaylon vs Buffalo (Sep 24, 2022)
Tackles	16	SPARACIO, Joe at Ball State (Oct 22, 2022)
Sacks	4.0	RAMIREZ, Jose at Western Michigan (Oct 08, 2022)
Tackles For Loss	4.0	RAMIREZ, Jose at Western Michigan (Oct 08, 2022)
Interceptions	1	Accomplished 10 times

**TEAM GAME HIGHS**

Rushes	51	at Arizona State (Sep 17, 2022)
Yards Rushing	305	at Arizona State (Sep 17, 2022)
Yards Per Rush	6.0	at Arizona State (Sep 17, 2022)
TD Rushes	3	vs Eastern Kentucky (Sep 02, 2022) at Western Michigan (Oct 08, 2022) vs Toledo (Oct 29, 2022)
Pass attempts	51	at Louisiana (Sep 10, 2022)
Pass completions	32	at Louisiana (Sep 10, 2022)
Yards Passing	320	at Louisiana (Sep 10, 2022)
Yards Per Pass	10.0	vs Buffalo (Sep 24, 2022)
TD Passes	3	vs Eastern Kentucky (Sep 02, 2022) at Western Michigan (Oct 08, 2022) at Kent State (Nov 16, 2022) vs Central Michigan (Nov 25, 2022) at Kent State (Nov 16, 2022) vs Buffalo (Sep 24, 2022)
Total Plays	84	at Kent State (Nov 16, 2022)
Total Offense	459	at Kent State (Nov 16, 2022)
Yards Per Play	6.5	vs Buffalo (Sep 24, 2022)
Points	45	at Western Michigan (Oct 08, 2022)
Sacks By	7	at Western Michigan (Oct 08, 2022)
First Downs	28	vs Central Michigan (Nov 25, 2022)
Penalties	13	vs Central Michigan (Nov 25, 2022)
Penalty Yards	140	vs Central Michigan (Nov 25, 2022)
Turnovers	5	at Louisiana (Sep 10, 2022)
Interceptions By	3	at Akron (Nov 08, 2022) vs Central Michigan (Nov 25, 2022) vs Toledo (Oct 29, 2022) vs Buffalo (Sep 24, 2022)
Punts	6	vs Toledo (Oct 29, 2022)
Punting Avg	62.0	vs Buffalo (Sep 24, 2022)
Long Punt	63	at Ball State (Oct 22, 2022)
Punts inside 20	2	at Western Michigan (Oct 08, 2022) vs Northern Illinois (Oct 15, 2022) vs Toledo (Oct 29, 2022) vs Central Michigan (Nov 25, 2022)
Long Punt Return	19	at Western Michigan (Oct 08, 2022)

**OPPONENT INDIVIDUAL GAME HIGHS**

Rushes	25	Campiotti, Gino, vs Massachusetts (Oct 01, 2022)
Yards Rushing	158	Waylee, Harrison, vs Northern Illinois (Oct 15, 2022)
TD Rushes	3	Wiley, Cam, at Akron (Nov 08, 2022) Emanuel Jr., Ber, vs Central Michigan (Nov 25, 2022)
Long Rush	76	Waylee, Harrison, vs Northern Illinois (Oct 15, 2022)
Pass attempts	51	McKinney, Parker, vs Eastern Kentucky (Sep 02, 2022)
Pass completions	35	McKinney, Parker, vs Eastern Kentucky (Sep 02, 2022)
Yards Passing	351	McKinney, Parker, vs Eastern Kentucky (Sep 02, 2022)
TD Passes	3	McKinney, Parker, vs Eastern Kentucky (Sep 02, 2022) Fields, Chandler, at Louisiana (Sep 10, 2022) Gleason, Tucker, vs Toledo (Oct 29, 2022) Snyder, Cole, vs Buffalo (Sep 24, 2022)
Long Pass	65	Snyder, Cole, vs Buffalo (Sep 24, 2022)
Receptions	9	Allen, Dakota, vs Eastern Kentucky (Sep 02, 2022)
Yards Receiving	121	Walker, Devontez, at Kent State (Nov 16, 2022)
TD Receptions	2	Allen, Dakota, vs Eastern Kentucky (Sep 02, 2022)
Long Reception	65	Gassett, Jamari, vs Buffalo (Sep 24, 2022)
Field Goals	4	Richardson, John, vs Northern Illinois (Oct 15, 2022)
Long Field Goal	47	Carson, Cameron, vs Massachusetts (Oct 01, 2022)
Punts	8	Mihalic, Nick, at Western Michigan (Oct 08, 2022) Smith, Josh, at Kent State (Nov 16, 2022)
Punting Avg	51.5	Czaplicki, Eddie, at Arizona State (Sep 17, 2022)
Long Punt	72	Czaplicki, Eddie, at Arizona State (Sep 17, 2022)
Punts inside 20	3	Kolodziej, CJ, vs Massachusetts (Oct 01, 2022) Elzinga, Luke, vs Central Michigan (Nov 25, 2022)
Long Punt Return	34	Garror, Eric, at Louisiana (Sep 10, 2022)
Long Kickoff Return	75	Williams, Quian, vs Buffalo (Sep 24, 2022)
Tackles	18	Soelle, Kyle, at Arizona State (Sep 17, 2022)
Sacks	2.0	Wiser, Marcus, at Louisiana (Sep 10, 2022) O'Malley, Devont, vs Northern Illinois (Oct 15, 2022)
Tackles For Loss	2.5	Wiser, Marcus, at Louisiana (Sep 10, 2022) Kneeland, Marsha, at Western Michigan (Oct 08, 2022) Selig, Ryan, at Western Michigan (Oct 08, 2022) Rayner, Daveren, vs Northern Illinois (Oct 15, 2022) West, Zayin, at Kent State (Nov 16, 2022)
Interceptions	1	Accomplished 11 times

**OPPONENT TEAM GAME HIGHS**

Rushes	55	vs Buffalo (Sep 24, 2022)
Yards Rushing	287	vs Northern Illinois (Oct 15, 2022)
Yards Per Rush	7.4	at Arizona State (Sep 17, 2022)
TD Rushes	4	vs Buffalo (Sep 24, 2022)
Pass attempts	51	vs Eastern Kentucky (Sep 02, 2022)
Pass completions	35	vs Eastern Kentucky (Sep 02, 2022)
Yards Passing	351	vs Eastern Kentucky (Sep 02, 2022)
Yards Per Pass	10.2	vs Buffalo (Sep 24, 2022)
TD Passes	5	at Louisiana (Sep 10, 2022)
Total Plays	84	vs Buffalo (Sep 24, 2022)
Total Offense	498	vs Buffalo (Sep 24, 2022)
Yards Per Play	6.8	at Louisiana (Sep 10, 2022)
Points	50	vs Buffalo (Sep 24, 2022)
Sacks By	5	vs Northern Illinois (Oct 15, 2022)
First Downs	29	vs Eastern Kentucky (Sep 02, 2022) vs Buffalo (Sep 24, 2022)
Penalties	12	vs Eastern Kentucky (Sep 02, 2022) at Louisiana (Sep 10, 2022) at Western Michigan (Oct 08, 2022)
Penalty Yards	148	at Western Michigan (Oct 08, 2022)
Turnovers	3	at Ball State (Oct 22, 2022) at Akron (Nov 08, 2022) vs Central Michigan (Nov 25, 2022)
Interceptions By	3	at Louisiana (Sep 10, 2022)
Punts	8	at Western Michigan (Oct 08, 2022) at Kent State (Nov 16, 2022)
Punting Avg	51.5	at Arizona State (Sep 17, 2022)
Long Punt	72	at Arizona State (Sep 17, 2022)
Punts inside 20	3	vs Massachusetts (Oct 01, 2022) vs Central Michigan (Nov 25, 2022)
Long Punt Return	34	at Louisiana (Sep 10, 2022)





## FIELD POSITION

Eastern Michigan				
Opponent	No. of Drives	Avg. Start	Inside 20	Past 50
<b>EASTERN KENTUCKY</b>	<b>11</b>	<b>E37</b>	<b>0</b>	<b>3</b>
at Louisiana	13	E22	3	0
at Arizona State	8	E26	1	0
<b>BUFFALO*</b>	<b>9</b>	<b>E27</b>	<b>1</b>	<b>0</b>
<b>UMASS</b>	<b>10</b>	<b>E27</b>	<b>2</b>	<b>1</b>
at Western Mich.*	12	E37	2	3
<b>NORTHERN ILLINOIS*</b>	<b>11</b>	<b>E26</b>	<b>2</b>	<b>0</b>
at Ball State*	10	E30	3	1
<b>TOLEDO*</b>	<b>12</b>	<b>E37</b>	<b>2</b>	<b>2</b>
at Akron*	12	E36	1	2
at Kent State*	<b>13</b>	<b>E34</b>	<b>1</b>	<b>2</b>
<b>CENTRAL MICHIGAN*</b>	<b>13</b>	<b>E39</b>	<b>3</b>	<b>4</b>
at Bowl				
<b>TOTALS</b>	<b>134</b>	<b>E32</b>	<b>21</b>	<b>18</b>

\*- does not include overtime drives

Opponents				
Opponent	No. of Drives	Avg. Start	Inside 20	Past 50
<b>EASTERN KENTUCKY</b>	<b>11</b>	<b>E24</b>	<b>3</b>	<b>1</b>
at Louisiana	12	L37	1	3
at Arizona State	9	A30	1	1
<b>BUFFALO*</b>	<b>11</b>	<b>B41</b>	<b>1</b>	<b>4</b>
<b>UMASS</b>	<b>11</b>	<b>M28</b>	<b>2</b>	<b>2</b>
at Western Mich.*	13	W26	3	0
<b>NORTHERN ILLINOIS*</b>	<b>12</b>	<b>N36</b>	<b>1</b>	<b>2</b>
at Ball State*	9	B28	1	0
<b>TOLEDO*</b>	<b>10</b>	<b>T31</b>	<b>2</b>	<b>2</b>
at Akron*	11	A26	3	0
at Kent State*	12	K26	3	0
<b>CENTRAL MICHIGAN*</b>	<b>13</b>	<b>C27</b>	<b>2</b>	<b>1</b>
at Bowl				
<b>TOTALS</b>	<b>134</b>	<b>O30</b>	<b>23</b>	<b>16</b>

\*- does not include overtime drives

## DRIVE STATISTICS

Eastern Michigan							
3 &							
Opponent	No.	Out	Pct.	Score	Pct.	TD	Pct.
<b>EASTERN KY.</b>	<b>11</b>	<b>2</b>	<b>18.1</b>	<b>6</b>	<b>54.5</b>	<b>6</b>	<b>54.5</b>
at Louisiana	13	5	38.5	3	23.1	3	23.1
at Arizona State	8	0	0.0	6	75.0	3	37.5
<b>BUFFALO*</b>	<b>9</b>	<b>4</b>	<b>44.4</b>	<b>4</b>	<b>44.4</b>	<b>3</b>	<b>33.3</b>
<b>UMASS</b>	<b>10</b>	<b>1</b>	<b>10.0</b>	<b>3</b>	<b>30.0</b>	<b>3</b>	<b>30.0</b>
at Western Mich.*	12	2	16.7	7	58.3	6	50.0
<b>NORTHERN ILL.*</b>	<b>11</b>	<b>5</b>	<b>45.5</b>	<b>2</b>	<b>18.2</b>	<b>1</b>	<b>9.1</b>
at Ball State*	10	2	20.0	4	40.0	2	20.0
<b>TOLEDO*</b>	<b>12</b>	<b>3</b>	<b>25.0</b>	<b>4</b>	<b>33.3</b>	<b>3</b>	<b>25.0</b>
at Akron*	12	1	8.3	6	50.0	4	33.3
at Kent State*	13	2	15.4	5	38.5	4	30.8
<b>CENTRAL MI*</b>	<b>13</b>	<b>3</b>	<b>23.1</b>	<b>6</b>	<b>45.2</b>	<b>5</b>	<b>38.5</b>
at Bowl							
<b>TOTALS</b>	<b>134</b>	<b>30</b>	<b>22.4</b>	<b>56</b>	<b>41.8</b>	<b>44</b>	<b>32.8</b>

Opponents							
3 &							
Opponent	No.	Out	Pct.	Score	Pct.	TD	Pct.
<b>EASTERN KY.</b>	<b>11</b>	<b>2</b>	<b>18.1</b>	<b>6</b>	<b>54.5</b>	<b>4</b>	<b>36.4</b>
at Louisiana	12	1	8.3	7	58.3	7	58.3
at Arizona State	9	3	33.3	3	33.3	3	33.3
<b>BUFFALO*</b>	<b>11</b>	<b>1</b>	<b>9.1</b>	<b>9</b>	<b>81.8</b>	<b>6</b>	<b>54.5</b>
<b>UMASS</b>	<b>11</b>	<b>6</b>	<b>54.5</b>	<b>3</b>	<b>27.2</b>	<b>1</b>	<b>9.1</b>
at Western Mich.*	13	7	53.8	4	30.8	3	23.1
<b>NORTHERN ILL.*</b>	<b>12</b>	<b>1</b>	<b>8.3</b>	<b>7</b>	<b>58.3</b>	<b>3</b>	<b>25.0</b>
at Ball State*	9	1	11.1	3	33.3	2	22.2
<b>TOLEDO*</b>	<b>10</b>	<b>3</b>	<b>30.0</b>	<b>5</b>	<b>50.0</b>	<b>3</b>	<b>30.0</b>
at Akron*	11	2	18.2	4	36.4	4	36.4
at Kent State*	13	6	46.2	4	30.8	3	23.1
<b>CENTRAL MI*</b>	<b>13</b>	<b>7</b>	<b>53.8</b>	<b>3</b>	<b>23.1</b>	<b>3</b>	<b>23.1</b>
at Bowl							
<b>TOTALS</b>	<b>134</b>	<b>40</b>	<b>30.1</b>	<b>58</b>	<b>43.3</b>	<b>42</b>	<b>31.3</b>

## DRIVE SUPERLATIVES

Longest Drive		Eastern Michigan	Opponents
No. of Plays	13, five times, most recent at Akron, Oct. 22, 2022 (FG)		17, at Akron, Nov. 8, 2022 (TD)
By No. of Yards	91, vs. Central Michigan, Nov. 25, 2022 (TD)		90, at Western Michigan, Oct. 8, 2022 (TD)
By Time of Possession	8:05, at Ball State, Oct. 22, 2022 (FG)		7:45, at Akron, Nov. 8, 2022 (TD)
Shortest Drive		Eastern Michigan	Opponents
By No. of Plays	1, three times, most recent at CMU, Nov. 25, 2022 (TD)		1, four times, most recent vs. CMU, Nov. 25, 2022 (INT)
By No. of Yards	-16, vs. Toledo, Oct. 29, 2022 (Punt)		-12, at Kent State, Nov. 15, 2022 (Punt)
By Time of Possession	0:07, twice, most recent, vs. CMU, Nov. 25, 2022 (TD)		0:08, at Akron, Nov. 8, 2022 (INT)



## GAME 1

Eastern Kentucky	0	10	7	17	--	34
Eastern Michigan	0	14	14	14	--	42

Sept. 2, 2022 | Rynearson Stadium | Ypsilanti, Mich. | 7:02 p.m. ET | Attendance: 16,531



Team Totals	EKU	EMU
FIRST DOWNS	29	23
Rushing	5	8
Passing	21	12
Penalty	3	3
NET YARDS RUSHING	141	124
Rushing Attempts	28	33
Average Per Rush	5.0	3.8
Rushing Touchdowns	1	3
Yards Gained Rushing	143	149
Yards Lost Rushing	2	25
NET YARDS PASSING	351	271
Completions-Attempts-Int	35-51-1	21-30-1
Average Per Attempt	6.9	9.0
Average Per Completion	10.0	12.9
Passing Touchdowns	3	3
TOTAL OFFENSE YARDS	492	395
Total offense plays	79	63
Average Gain Per Play	6.2	6.3
Fumbles: Number-Lost	1-1	1-1
Penalties: Number-Yards	12-108	6-59
PUNTS-YARDS	3-99	3-126
Average Yards Per Punt	33.0	42.0
Net Yards Per Punt	33.0	42.0
Inside 20	0	1
50+ Yards	0	1
Touchbacks	0	0
Fair catch	1	0
KICKOFFS-YARDS	7-374	7-420
Average Yards Per Kickoff	53.4	60.0
Net Yards Per Kickoff	34.1	43.0
Touchbacks	1	3
Fair Catch Yards	0	17
Punt returns: Number-Yards-TD	0-0-0	0-0-0
Average Per Return	0.0	0.0
Kickoff returns: Number-Yds-TD	2-44-0	4-110-0
Average Per Return	22.0	27.5
Interceptions: Number-Yds-TD	1-0-0	1-0-0
Fumble Returns: Number-Yds-TD	0-0-0	0-0-0
Miscellaneous Yards	0	0
Possession Time	31:48	28:12
1st Quarter	11:32	3:28
2nd Quarter	5:44	9:16
3rd Quarter	7:55	7:05
4th Quarter	6:37	8:23
Third-Down Conversions	12 of 18	6 of 10
Fourth-Down Conversions	1 of 1	0 of 0
Red-Zone Scores-Chances	4-5	5-5
Touchdowns	3-5	5-5
Field goals	1-5	0-5
Sacks By: Number-Yards	2-11	1-2
PAT Kicks	4-4	6-6
Field Goals	2-2	0-0
Points off turnovers	7	7

## &gt;&gt;TAKING NOTE...

• With the win, EMU improves to 79-46-1 all-time in home openers and 45-17-1 when opening the season at home. In 131 years of EMU football, the Eagles' win tonight brings the program's record to 62-61-8 in season-opening games.

• Head Coach Chris Creighton adds another win to his resume in season-opening games, taking his record to 7-2 overall as the Eagles' head coach. Furthermore, the California native now sits at 6-1 in season-debating home showdowns.

• Creighton now sits just three wins away from tying Jim Harkema (41 wins) for fourth-best all-time at Eastern Michigan.

• Eastern secured the program's first win against Eastern Kentucky tonight, bringing the team's head-to-head record to 1-3-1 overall. After starting the series with three consecutive losses, EMU has not lost to the Colonels since 1970.

• The Eagles racked up 42 points against the visiting Colonels tonight, the most ever posted by the program against EKV. Eastern Michigan totaled more points tonight against Eastern Kentucky than their last four match-ups combined (16).

• While the total is just the third best for an opener under Creighton, it is also the ninth-best total by the team in any opening-game during its 131 year history.

• The Green and White improved to 72-55-10 against FCS teams.

## EMU Uses Historic Season-Opening Point Total to Take Down EKV

First-year signal caller Taylor Powell threw for three touchdowns in the effort

YPSILANTI, Mich. (EMUEagles.com) – The Eastern Michigan University football team used a stellar offensive outing to earn a 42-34 win against Eastern Kentucky University inside "The Factory" at Rynearson Stadium Friday, Sept. 2.

Senior quarterback Taylor Powell led Eastern Michigan's (1-0, 0-0 MAC) passing attack with 271 yards through the air, tossing three touchdowns and one interception. The signal caller also added one touchdown on the ground.

Classmate Samson Evans paced the EMU rushing attack by accumulating 89 yards and two touchdowns, averaging 5.9 yards per carry. Junior Jaylon Jackson also added 24 yards on the ground, averaging eight yards per carry. Graduate student Dylan Drummond reeled in four catches for 62 yards.

Senior defensive back Blake Bogan showed out for the Eastern Michigan defense, totaling four tackles and one interception. Fellow senior Russell Vaden IV added three tackles and one recovered fumble and graduate student Jordan Crawford tallied one sack in the win. Both Eastern Michigan and Eastern Kentucky forced two turnovers in Friday's contest, with Eastern Michigan turning those takeaways into seven points.

The EMU offense extended drives well, converting on 54.5 percent of its third down attempts. Eastern Michigan took care of business in the red zone, scoring five times on five trips inside Eastern Kentucky's 20-yard line, with all of those scores being touchdowns.

## How It Happened

After EKV opened the scoring to go up 3-0, Eastern Michigan responded to take a 7-0 lead with 10:39 left in the second quarter. EMU then extended the lead to 14-3 with another score.

The Green and White kept building its lead after Eastern Kentucky made it a 14-10 game, scoring again with 11:39 left in the third quarter to go on top 21-10. The Eagles continued to expand their lead, scoring again to go ahead 28-10.

Eastern Michigan continued to increase its lead after the Colonels made it a 28-17 game, scoring again with 11:00 left in the fourth quarter to make the score 35-17. The EKV then rallied, tallying 10 points before the EMU responded with a touchdown to extend their lead to 42-27. EMU didn't score again and EKV tacked on seven more points to finish off the game.

## Game Notes

» Eastern Kentucky outgained Eastern Michigan, 492-395, in the contest.

» Eastern Michigan converted 6-of-11 third downs while Eastern Kentucky was successful on 12-of-18.

» Powell threw his first three touchdown passes as an Eagle and also ran one in to finish with total scores. His three passing touchdowns are the ninth, 10th and 11th of his collegiate career (Troy - 7; Missouri - 1). Tonight's performance marks the first time he has thrown for three touchdowns in a single game in his career while his four total touchdowns are also a single-game career high. Powell finished the game with 21-of-30 passing for 271 yards, three touchdowns, and one interception. The Arkansas native also ran the ball eight times for 21 yards, which is a career-high for the transfer, bettering his 13-yard performance at the University of Kentucky, Oct. 26, 2019.

» Senior Tanner Kneue recorded two touchdowns for the Eagles. Tonight's win marks Kneue's second multi-touchdown game, the first since Dec. 5, 2020. The scoring receptions were Kneue's first since Nov. 2, 2021.

» S. Evans tallied two touchdowns for the Eagles. Tonight's performance marks Evans' third straight game with a touchdown and fifth career multi-score game. The Illinois-native tallied multi-touchdown game came Nov. 9, 2021 vs. Ohio University, when he found pay dirt twice.

» Kentucky-native Vaden registered a fumble recovery in the second quarter, just the second in his career as an Eagle. Vaden also totaled three solo tackles in the win over his home state team.

» Sophomore Melvin Swindle II recorded his first career forced fumble after punching the pigskin out of the hands of an EKV running back in the second quarter. Eastern's defense tallied a forced fumble in the fourth consecutive contest dating back to last season.

» Bogan grabbed his third career interception in the first quarter. The pick was Bogan's first interception since the team's 2019 season-opening win over Coastal Carolina University, Aug. 31, 2019.

» Crawford notched the sole sack of the game and the first of his career for the Eagles defense in the third quarter. The sack was the defensive lineman's third tackle for loss while donning the Green and White.

» Junior Chase Kline collected nine tackles on the night, setting a career-high in his Eagle debut. The transfer's previous career record of eight was set on Nov. 28, 2020, against Northwestern University.

» Senior Joe Sparacio and junior T.J. Peavy registered eight tackles apiece, tying for both player's career highs.

» Sophomore Jesus Gomez in his first collegiate game as a place-kicker, went a perfect 6-of-6 in extra point attempts.

» The Eastern Michigan offense tallied six touchdowns against Eastern Kentucky tonight. The last time the Green and White recorded that many scores in a single game came in a 52-49 victory over Toledo, Nov. 2, 2021.

» Late in the fourth quarter, the Colonels attempted an onside kick that Eastern Michigan recovered. EMU has not fallen victim to a successful onside kick since the 2020 campaign, when Northern Illinois University recovered its onside attempt against the Eagles in a game at Rynearson Stadium, Dec. 12.

## &gt;&gt;Scoring Summary

Qtr	Time	Team	Scoring Play	Plays	TOP	Score
2nd	14:52	EKU	Nations, Patrick 33 yd field goal	12-59	5:21	3-0
2nd	10:39	EMU	KNUE, Tanner 15 yd pass from POWELL, Taylor (GOMEZ, Jesus kick)	8-48	4:05	3-7
2nd	05:36	EMU	EVANS, Samson 8 yd run (GOMEZ, Jesus kick)	10-51	3:23	3-14
2nd	02:24	EKU	Smith, Jaden 19 yd pass from McKinney, Parker (Nations, Patrick kick)	10-75	3:12	10-14
3rd	11:39	EMU	EVANS, Samson 2 yd run (GOMEZ, Jesus kick)	7-64	3:15	10-21
3rd	08:07	EMU	KNUE, Tanner 12 yd pass from POWELL, Taylor (GOMEZ, Jesus kick)	4-42	1:28	10-28
3rd	04:38	EKU	McKinney, Parker 23 yd run (Nations, Patrick kick)	7-75	3:29	17-28
4th	11:00	EMU	POWELL, Taylor 7 yd run (GOMEZ, Jesus kick)	7-63	3:09	17-35
4th	08:16	EKU	Nations, Patrick 40 yd field goal	7-52	2:44	20-35
4th	07:13	EKU	Allen, Dakota 14 yd pass from McKinney, Parker (Nations, Patrick kick)	4-42	0:51	27-35
4th	03:22	EMU	BEYDOUN, Hassan 22 yd pass from POWELL, Taylor (GOMEZ, Jesus kick)	6-65	3:51	27-42
4th	01:11	EKU	Allen, Dakota 9 yd pass from McKinney, Parker (Nations, Patrick kick)	11-65	2:11	34-42

## EASTERN MICHIGAN

RUSHING	No.	Net	TD	Lg	Avg.
EVANS, Samson	15	89	2	16	5.9
JACKSON, Jaylon	3	24	0	10	8.0
BOONE, Darius	4	12	0	9	3.0
POWELL, Taylor	8	5	1	8	0.6
TEAM	3	-6	0	0	-2.0
Totals...	33	124	3	16	3.8

PASSING	Cmp	Att	Int	Yds	TD	Long
POWELL, Taylor	21	30	1	271	3	40
Totals...	21	30	1	271	3	40

RECEIVING	No.	Yds	TD	Lg
DRUMMOND, Dylan	4	62	0	40
KNUE, Tanner	4	43	2	15
LASSITER, Darius	4	26	0	8
BEYDOUN, Hassan	3	48	1	22
OAKES, Gunnar	3	32	0	15
PAASKE, Andreas	1	34	0	34
GETZINGER, Jere	1	17	0	10
EVANS, Samson	1	9	0	9
Totals...	21	271	3	40

PUNTING	No.	Yds	Avg	Long	In20	TB
TOMASEK, Mitchel	3	126	42.0	51	1	0
Totals...	3	126	42.0	51	1	0

## EASTERN KENTUCKY

RUSHING	No.	Net	TD	Lg	Avg.
Sloan, Braedon	13	49	0	10	3.8
McKinney, Parker	7	49	1	23	7.0
Magloire, Kyeand	8	43	0	13	5.4
Totals...	28	141	1	23	5.0

PASSING	Cmp	Att	Int	Yds	TD	Long
McKinney, Parker	35	51	1	351	3	31
Totals...	35	51	1	351	3	31

RECEIVING	No.	Yds	TD	Lg
Allen, Dakota	9	118	2	31
Smith, Jaden	5	48	1	19
Mitchell, Jyrant	4	62	0	31
McCoy, Cornelius	4	37	0	20
Edwards Jr., Mo	4	33	0	10
Sloan, Braedon	4	20	0	6
Higgins, Jayden	3	16	0	6
Magloire, Kyeand	1	13	0	13
McFadden, Keke	1	4	0	4
Totals...	35	351	3	31

PUNTING	No.	Yds	Avg	Long	In20	TB
Edwards, Jeremy	3	99	33.0	42	0	0
Totals...	3	99	33.0	42	0	0



## GAME 2

Eastern Michigan	7	7	7	0	--	24
Louisiana	0	0	21	28	--	49

Sept. 10, 2022 | Cajun Field | Lafayette, La. | 6:02 p.m. CT | Attendance: 15,352



Team Totals	EMU	LA
FIRST DOWNS	23	23
Rushing	4	10
Passing	13	11
Penalty	6	2
NET YARDS RUSHING	41	149
Rushing Attempts	23	35
Average Per Rush	1.8	4.3
Rushing Touchdowns	1	2
Yards Gained Rushing	76	154
Yards Lost Rushing	35	5
NET YARDS PASSING	320	310
Completions-Attempts-Int	32-51-3	22-33-0
Average Per Attempt	6.3	9.4
Average Per Completion	10.0	14.1
Passing Touchdowns	2	5
TOTAL OFFENSE YARDS	361	459
Total offense plays	74	68
Average Gain Per Play	4.9	6.8
Fumbles: Number-Lost	2-2	0-0
Penalties: Number-Yards	10-80	12-115
PUNTS-YARDS	5-224	5-228
Average Yards Per Punt	44.8	45.6
Net Yards Per Punt	31.8	41.2
Inside 20	1	2
50+ Yards	2	2
Touchbacks	1	1
Fair catch	0	0
KICKOFFS-YARDS	4-236	8-449
Average Yards Per Kickoff	59.0	56.1
Net Yards Per Kickoff	39.5	42.5
Touchbacks	2	2
Fair Catch Yards	0	23
Punt returns: Number-Yards-TD	2-2-0	2-45-0
Average Per Return	1.0	22.5
Kickoff returns: Number-Yds-TD	4-59-0	2-28-0
Average Per Return	14.8	14.0
Interceptions: Number-Yds-TD	0-0-0	3-2-0
Fumble Returns: Number-Yds-TD	0-0-0	0-0-0
Miscellaneous Yards	0	0
Possession Time	29:42	30:18
1st Quarter	11:02	3:58
2nd Quarter	9:23	5:37
3rd Quarter	5:29	9:31
4th Quarter	3:48	11:12
Third-Down Conversions	5 of 14	6 of 11
Fourth-Down Conversions	1 of 2	0 of 0
Red-Zone Scores-Chances	3-3	5-5
Touchdowns	3-3	5-5
Field goals	0-3	0-5
Sacks By: Number-Yards	0-0	4-27
PAT Kicks	3-3	7-7
Field Goals	0-0	0-0
Points off turnovers	0	28

## &gt;&gt;TAKING NOTE...

• Ben Wooldridge and Chandler Fields combined for five touchdown passes as Louisiana scored all its points in the second half and rolled to a 49-14 victory over Eastern Michigan on Saturday night for its 15th straight win in the series.

• The Ragin' Cajuns' quarterback duo completed 22-of-33 passes for 310 yards with scoring throws to five separate receivers. John Stephens Jr. led the group with three catches for 103 yards, including a go-ahead 36-yard touchdown catch from Wooldridge late in the third quarter.

• Louisiana put up 459 yards of offense, while holding Eastern Michigan to 361.

• Taylor Powell completed 31-of-50 passes for 317 yards with three interceptions for Eastern Michigan. Running back Samson Evans tossed a three-yard touchdown pass to Aaron Jackson for the game's only score in the first half. Darius Boone Jr.'s 1-yard run tied it at 21 midway through the third quarter.

• The Ragin' Cajuns outscored the Eagles 28-0 in the fourth quarter.

## EMU's Halftime Lead Not Enough; Football Falls at Louisiana

Senior Tanner Kneue hauled in his team-leading third touchdown reception of the season

LAFAYETTE, La. (EMU Eagles.com) – Despite holding a halftime lead, the Eastern Michigan University football team was not able to secure a victory over the University of Louisiana, where it fell, 49-21, inside Cajun Field Saturday, Sept. 10. The Ragin' Cajuns extended the nation's longest winning streak to 15 consecutive games.

## How It Happened

The Eagles (1-1, 0-0 MAC) jumped out to a 7-0 first-quarter lead thanks to a touchdown from senior tight end Aaron Jackson. The contest then went into a 1:45 lighting delay just three minutes before halftime. When the teams took the field to finish the second quarter, the Eagles doubled their lead to take a 14-0 advantage heading into the break.

The Ragin' Cajuns outscored the Eagles 49-7 in the second half to take the victory over EMU.

## Game Notes

» Jackson added another "first" in his EMU career with 8:29 left on the clock in the first quarter. The Detroit, Mich. Native hauled in a three-yard touchdown reception, finding the pay dirt for the first time in his career. Jackson had just three career receptions entering the contest, with his most recent coming in a game against Toledo, Nov. 18, 2020.

» Senior running back Samson Evans showed off his arm in the first quarter, as he delivered a three-yard touchdown pass to Jackson to cap EMU's opening drive. The TD pass was the fourth of Evans' career at EMU. He tossed for a trio of touchdowns during the 2021 campaign.

» EMU put together a stellar opening drive against the Ragin' Cajuns. The 13-play, 75-yard set took 6:31 off the clock, and goes as Eastern's first game-opening touchdown since the Eagles put seven on the board against Ohio University, Nov. 9, 2021. Eastern had gone four games, dating back to last season, without an opening-drive TD. EMU's 13-play drive is its best in 2022. The Eagles' previous long, in terms of number of plays, was 10, which came against EKU, Sept. 2.

» The EMU defense pitched a first-quarter shutout against the Ragin' Cajuns. Tonight's contest marked a scoreless first quarter for Louisiana for the first time since the 2021 season, when they were kept off the board against Georgia State University, Nov. 4. » The Eagles have held their opponents scoreless in consecutive first quarters to begin the 2022 campaign. The Eastern Michigan defense has not held its opposition off the board in the first quarter in consecutive games since the 2019 campaign, when it did so against the University of Akron, Nov. 12, and Northern Illinois University, Nov. 19.

» It did not take senior wide out Dylan Drummond long to find the stat sheet. He was the recipient of a five-yard pass on the first play of the game for Eastern. Drummond now has a reception in 33 consecutive games. That number is tied for the second most among all active FBS receivers. The University of Minnesota's Chris Autman-Bell has registered at least one catch in 40 consecutive contests.

» The EMU defense held Louisiana off the scoreboard for the entirety of the first half. It marked the first time the Eagles have blanked an opponent in a half since the 2019 campaign, when they kept the Akron Zips from scoring in the first 30 minutes, Nov. 12. EMU won that contest, 42-14.

» A lightning delay saw the action between EMU and UL paused for 1:03 before resuming at 9:26 p.m. ET. The delay is the first for EMU this season, and the longest since Oct. 2, 2021, when the Eagles and NIU Huskies stopped play for 2:45.

» Senior Tanner Kneue helped the Eagles close out the first half in fine fashion as he hauled in a 25-yard touchdown pass, EMU's second score of the first stanza. The reception was Kneue's team-leading third touchdown haul of the season. Kneue has now scored in consecutive games for the second time in his career, the first since 2020 season, when he did so against Western Michigan University, Dec. 5, and NIU, Dec. 12.

» Junior wide receiver Darius Lassiter hauled in an EMU-career-best 44-yard grab with 9:08 left in the third quarter, a grab which helped EMU find the endzone for the third time in the game just moments later. Lassiter's grab is the longest for any EMU player this season. The previous long grab was a 40-yard haul by Drummond, against EKU, Sept. 2.

» Senior quarterback Taylor Powell's 44-yard strike to Lassiter in the third quarter of tonight's game is tied for his second-longest collegiate completion. Powell, who had previous stints at the University of Missouri and Troy University, has a career-best single-pass mark of 49 yards, which came against the University of Louisiana-Monroe, Sept. 25, 2021. He has hit on a 44-yard pass one time previously, in his first collegiate game against University of Tennessee-Martin, Sept. 1, 2018.

» Junior running back Darius Boone Jr. found the pay dirt for the first time this season and ninth time in his career when he rushed for a one-yard score in the third quarter. The score was Boone's first since Oct. 23, 2021, when he punched one in at Bowling Green State University.

## Historical Notes

» Louisiana now leads the all-time ledger with EMU, 2-1. EMU is now 8-13-1 against current Sun Belt Conference foes. » Eastern was perfect in red-zone scoring chances, converting on all five opportunities tonight with touchdowns. Last year, Eastern Michigan was 48-of-57, 35 of which were touchdowns.

## &gt;&gt;Scoring Summary

Qtr	Time	Team	Scoring Play	Plays	TOP	Score
1st	08:29	EMU	JACKSON, Aaron 3 yd pass from EVANS, Samson (GOMEZ, Jesus kick) 13-75	6:31	7-0	
2nd	00:12	EMU	KNEUE, Tanner 24 yd pass from POWELL, Taylor (GOMEZ, Jesus kick) 12-88	3:19	14-0	
3rd	12:41	LA	Jefferson, Micha 27 yd pass from Fields, Chandler (Stafford, Presto kick) 2-27	0:11	14-7	
3rd	09:14	LA	Lumpkin, Johnny 1 yd pass from Fields, Chandler (Stafford, Presto kick) 7-32	3:09	14-14	
3rd	07:00	EMU	BOONE, Darius 1 yd run (GOMEZ, Jesus kick) 5-82	2:08	21-14	
3rd	03:59	LA	Stephens, John 36 yd pass from Wooldridge, Ben (Stafford, Presto kick) 7-75	3:01	21-21	
4th	14:52	LA	Smith, Chris 20 yd run (Stafford, Presto kick) 6-61	2:25	21-28	
4th	11:15	LA	Johnson, Neal 19 yd pass from Fields, Chandler (Stafford, Presto kick) 7-43	3:18	21-35	
4th	08:22	LA	Migl, Pearse 2 yd pass from Wooldridge, Ben (Stafford, Presto kick) 5-71	2:21	21-42	
4th	01:47	LA	Washington, Dre' 1 yd run (Stafford, Presto kick) 8-55	4:34	21-49	

## EASTERN MICHIGAN

RUSHING	No.	Net	TD	Lg	Avg.
JACKSON, Jaylon	5	37	0	23	7.4
EVANS, Samson	10	19	0	16	1.9
TOLAND, S.	1	6	0	6	6.0
SMITH, Austin	1	4	0	4	4.0
BOONE, Darius	1	1	1	1	1.0
POWELL, Taylor	5	-26	0	1	-5.2
<b>Totals...</b>	<b>23</b>	<b>41</b>	<b>1</b>	<b>23</b>	<b>1.8</b>

PASSING	Cmp	Att	Int	Yds	TD	Long
POWELL, Taylor	31	50	3	317	1	44
EVANS, Samson	1	1	0	3	1	3
<b>Totals...</b>	<b>32</b>	<b>51</b>	<b>3</b>	<b>320</b>	<b>2</b>	<b>44</b>

RECEIVING	No.	Yds	TD	Lg
KNEUE, Tanner	8	88	1	24
EVANS, Samson	5	24	0	7
BEYDOUN, Hassan	4	42	0	10
LASSITER, Darius	4	65	0	44
OAKES, Gunnar	4	42	0	17
WESTMORELAND, Zach	2	27	0	21
JACKSON, Jaylon	2	18	0	9
DRUMMOND, Dylan	2	10	0	5
JACKSON, Aaron	1	3	1	3
<b>Totals...</b>	<b>32</b>	<b>320</b>	<b>2</b>	<b>44</b>

PUNTING	No.	Yds	Avg	Long	In20	TB
TOMASEK, Mitchel	5	224	44.8	58	1	1
<b>Totals...</b>	<b>5</b>	<b>224</b>	<b>44.8</b>	<b>58</b>	<b>1</b>	<b>1</b>

## LOUISIANA

RUSHING	No.	Net	TD	Lg	Avg.
Washington, Dre'	8	45	1	19	5.6
Kibodi, Jacob	8	36	0	12	4.5
Smith, Chris	7	33	1	20	4.7
Williams, Terren	9	30	0	8	3.3
Rogers, Jr, Err	1	7	0	7	7.0
TEAM	2	-2	0	0	-1.0
<b>Totals...</b>	<b>35</b>	<b>149</b>	<b>2</b>	<b>20</b>	<b>4.3</b>

PASSING	Cmp	Att	Int	Yds	TD	Long
Fields, Chandler	10	21	0	141	3	28
Wooldridge, Ben	12	13	0	169	2	55
<b>Totals...</b>	<b>22</b>	<b>34</b>	<b>0</b>	<b>310</b>	<b>5</b>	<b>55</b>

RECEIVING	No.	Yds	TD	Lg
Jefferson, Micha	5	80	1	28
Stephens, John	3	103	1	55
Johnson, Neal	3	37	1	19
LeBlanc, Peter	3	32	0	12
Bernard, Jacob	2	29	0	20
Rogers, Jr, Err	2	11	0	7
Fleming, Dontae	1	9	0	9
Guidry, Rhett	1	6	0	6
Migl, Pearse	1	2	1	2
Lumpkin, Johnny	1	1	1	1
<b>Totals...</b>	<b>22</b>	<b>310</b>	<b>5</b>	<b>55</b>

PUNTING	No.	Yds	Avg	Long	In20	TB
Byrns, Rhys	5	228	45.6	54	2	1
<b>Totals...</b>	<b>5</b>	<b>228</b>	<b>45.6</b>	<b>54</b>	<b>2</b>	<b>1</b>





## GAME 3

Eastern Michigan	10	14	3	3	--	31
Arizona State	0	14	0	7	--	21

Sept. 17, 2022 | Sun Devil Stadium | Tempe, Ariz. | 11:10 p.m. ET | Attendance: 43,788



Team Totals	EMU	ASU
FIRST DOWNS	24	17
Rushing	16	6
Passing	8	9
Penalty	0	2
NET YARDS RUSHING	305	170
Rushing Attempts	51	23
Average Per Rush	6.0	7.4
Rushing Touchdowns	2	2
Yards Gained Rushing	334	171
Yards Lost Rushing	29	1
NET YARDS PASSING	153	182
Completions-Attempts-Int	14-22-1	20-32-0
Average Per Attempt	7.0	5.7
Average Per Completion	10.9	9.1
Passing Touchdowns	1	1
TOTAL OFFENSE YARDS	458	352
Total offense plays	73	55
Average Gain Per Play	6.3	6.4
Fumbles: Number-Lost	2-0	1-1
Penalties: Number-Yards	5-47	9-84
PUNTS-YARDS	1-43	4-206
Average Yards Per Punt	43.0	51.5
Net Yards Per Punt	43.0	43.8
Inside 20	0	1
50+ Yards	0	2
Touchbacks	0	1
Fair catch	0	1
KICKOFFS-YARDS	7-447	4-155
Average Yards Per Kickoff	63.9	38.8
Net Yards Per Kickoff	39.3	27.2
Touchbacks	2	1
Fair Catch Yards	0	18
Punt returns: Number-Yards-TD	1-11-0	0-0-0
Average Per Return	11.0	0.0
Kickoff returns: Number-Yds-TD	1-21-0	5-122-0
Average Per Return	21.0	24.4
Interceptions: Number-Yds-TD	0-0-0	1-32-0
Fumble Returns: Number-Yds-TD	0-0-0	0-0-0
Miscellaneous Yards	0	0
Possession Time	34:43	25:17
1st Quarter	10:43	4:17
2nd Quarter	8:24	6:36
3rd Quarter	4:39	10:21
4th Quarter	10:57	4:03
Third-Down Conversions	11 of 15	3 of 8
Fourth-Down Conversions	0 of 0	0 of 1
Red-Zone Scores-Chances	5-5	2-3
Touchdowns	3-5	2-3
Field goals	2-5	0-3
Sacks By: Number-Yards	0-0	2-15
PAT Kicks	3-3	3-3
Field Goals	3-3	0-0
Points off turnovers	0	7

## &gt;&gt;TAKING NOTE...

• Chris Creighton now holds four victories over "Power 5" opponents. He is the only active coach in MAC with multiple wins over "Power 5" programs. Previously, Eastern's victories came in 2017 against Rutgers University, 2018 against Purdue University, and 2019 against the University of Illinois.

• EMU has now won a non-conference contest in every year since the 2011 season. That streak is the longest in the program's history since 1966-75.

• With the victory, Eastern takes the first head-to-head matchup between the two programs. The Eagles lead the series 1-0 and are now 1-1 all-time against the Pac-12 Conference.

• With its win, Eastern Michigan becomes the first program in the Mid-American Conference to earn a regular season win over a PAC-12 Conference member.

• Eastern Michigan handed Arizona State its first non-conference home loss since the 2017 season.

## Eagles' Ground Game Flies High in 30-21 Victory at Arizona State

Samson Evans carries for career-high 258 yards to lead the way

TEMPE, Ariz. (EMUEagles.com) – Samson Evans' career night on the ground led the Eastern Michigan University football team to a 30-21 victory at Arizona State University Saturday, Sept. 17. Evans, who ran for 258 yards on 36 carries, recorded his first career 100-yard game while helping the Eagles (2-1, 0-0 MAC) to their first all-time win against a member of the Pac-12 Conference.

Evans, who came into the game with a career-best 89 yards rushing he accumulated earlier this season against Eastern Kentucky University, finished with the third-most rushing yards in a single game at EMU, passing the mark of **Bronson Hill**, who rushed for 257 against Ohio University, Oct. 19, 2013. **Larry Ratcliff** holds the all-time record with 291 yards against Eastern Kentucky University, Oct. 16, 1971.

## How it Happened

Eastern jumped out to an early 3-0 lead with **Jesus Gomez** connecting on his first career field goal attempt - a 27-yard kick - before **Jaylon Jackson** ran in from four yards to build the lead to 10-0. From there, the Eagles maintained their advantage as they were able to score points on five of their first six possessions to claim victory.

Sophomore quarterback **Austin Smith** came off the bench in the first quarter and made an immediate impact as he ran for 20 yards to keep the drive alive. Smith ended the night with 60 yards passing - the first passing yards of his career - with one touchdown while adding 55 yards on the ground.

Overall, the victory marked the fourth time in the **Chris Creighton** era that Eastern has defeated a Power Five opponent. The only coach in the Mid-American Conference with multiple wins over a Power Five team, Creighton's Eagles added the Sun Devils to the list that includes Rutgers University (2017), Purdue University (2018), and the University of Illinois (2019).

## Game Notes

» The Eastern Michigan offense has been dialed in at the start of its last two respective contests. The Green and White put together a 12-play, 56-yard drive over 3:56 to start the game against the Sun Devils. The drive ended in a field goal, and secured consecutive game-opening scoring drives for EMU. The last time Eastern had back-to-back contests with opening-drive scores came in November 2021, when it did so in games against Ohio University, Nov. 9, and Western Michigan University, Nov. 16.

» Gomez split the uprights on a 27-yard field goal attempt with 11:04 in the first quarter. It is the first field goal make of his career. Moreover, it was the first three-point attempt for Eastern Michigan this season. Prior to tonight's game, EMU had not made a field goal since Dec. 18, 2021, against Liberty University.

» The Eastern Michigan defense was stout to begin the game, forcing an Arizona State three-and-out in its first possession of the contest. The Eagles have now forced opponent three-and-outs in back to back contests, the first time for the program since the 2021 campaign, when it did so against Central Michigan University, Nov. 26, and Liberty University.

» A. Smith came off the bench in the second quarter and made an immediate impact. In just his second-career drive, the Peach State native helped Eastern complete a 13-play, 75-yard touchdown drive in which he completed 2-of-2 pass attempts, a career-high, as well as ran for 52 yards on four attempts, including a long of 20 yards. All of those statistics were also career bests.

» Eastern Michigan scored 24 points in the first half against Arizona State. That total is the highest for the team since Nov. 2, 2021, when EMU dropped 24 in the first half of its game at the University of Toledo. That game ended in victorious fashion for the Eagles, who defeated the Rockets, 52-49.

» The Eagles finished the first half with 307 total yards of offense, the most for the team in any game this season. Additionally, EMU's 154 rushing yards in the first half were more than any full-game total for the team this season. Eastern's previous high of 124 yards came against Eastern Kentucky University, Sept. 2.

» Evans had an outstanding first half against the Sun Devils. The third-year Eagle rushed a career-high 15 times in the first 30 minutes of action, accumulating a personal-best 96 yards on the ground. Unofficially, Evans finished the contest with a career-high 257 yards on 35 carries. He is the first EMU player to rush for 100 yards or more in a contest since Nov. 16, 2021, when former Eagle **Jawon Hamilton** went for 187 yards on the ground in a game against Western Michigan University. He also is the first Eagle to rush for 200+ yards since **Reginald Bell** ran for 202 against Buffalo on Oct. 11, 2014.

» The EMU defense was stout in the first half of play against ASU. Coming into the contest, Eastern had allowed 237.8 yards per half in 2022. Tonight, the Eagles held the Sun Devils to just 127 total yards in the first 30 minutes, a 47-percent decrease in total yardage compared to the team's season average.

» In addition to its first-quarter success on defense, Eastern Michigan has also been impressive coming out of the locker room in 2022. The Eagles prevented the Sun Devils from scoring their opening drive of the second half tonight. No EMU opponent has scored on its first drive of the second half in 2022.

» With their 10-0 lead at the end of the first quarter, the Eagles have now kept their opponents off the scoreboard in the opening stanza in all three games this season, equaling the total recorded in the 2021 season. Last year, the three teams Eastern shutout in the first quarter were Saint Francis University (14-0), the University of Massachusetts (14-0), and Western Michigan University (0-0).

» Eastern Michigan has held its opponents off the scoreboard in the first quarter in three consecutive contests. It marks the first time in the Chris Creighton era (2014-Pres.) that the team has accomplished that statistic. Furthermore, EMU has not kept opponents off the board in three consecutive first quarters since 2005-06, when the Eagles did it in weeks 11 and 12 of 2005, and again in week one of 2006.

» At the half, the Eagles had accumulated 154 yards on the ground. Ahead of the game, Eastern totaled 124 rushing yards against ECU and 41 at Louisiana. Additionally, Eastern entered the game with 165 total rushing yards on the season and averaged 2.9 per carry.

» Eastern's second touchdown of the game, a 6-yard pass from A. Smith to **Hassan Beydoun**, covered 75 yards in 13 plays and eroded 6:43 off the game clock. The drive yardage and number of plays are season-highs while the time of possession is the longest scoring drive of the 2022 campaign, bettering the 6:41 it took the Eagles to score against the University of Louisiana, Sept. 10.

## &gt;&gt;Scoring Summary

Qtr	Time	Team	Scoring Play	Plays	TOP	Score
1st	11:04	EMU	J.Gomez 27 yd field goal	12-56	3:56	3-0
1st	03:18	EMU	J.Jackson 4 yd rush (#35 J.Gomez kick)	11-80	5:37	10-0
2nd	14:54	ASU	A.Johnson 3 yd pass from #5 E.Jones (#3 C.Brown kick)	3-22	0:35	10-7
2nd	08:11	EMU	H.Beydoun 6 yd pass from #19 A.Smith (#35 J.Gomez kick)	13-75	6:43	17-7
2nd	02:53	ASU	E.Jones 3 yd rush (#3 C.Brown kick)	11-75	5:18	7-14
2nd	01:12	EMU	S.Evans 3 yd rush (#35 J.Gomez kick)	8-79	1:34	24-14
3rd	07:04	EMU	J.Gomez 40 yd field goal	7-39	2:41	27-14
4th	10:48	ASU	X.Valladay 44 yd rush (#3 C.Brown kick)	5-80	1:40	27-21
4th	04:24	EMU	J.Gomez 20 yd field goal	10-73	6:24	30-21

## EASTERN MICHIGAN

RUSHING	No.	Net	TD	Lg	Avg.
EVANS, Samson	36	258	1	32	7.2
SMITH, Austin	8	62	55	20	6.9
JACKSON, Jaylon	4	11	1	4	2.8
POWELL, Taylor	1	-9	0	0	-9.0
TEAM	2	-10	0	0	-5.0
Totals...	51	305	2	32	6.0

PASSING	Cmp	Att	Int	Yds	TD	Long
POWELL, Taylor	10	14	1	93	0	26
SMITH, Austin	4	8	0	60	1	42
Totals...	14	22	0	153	1	42

RECEIVING	No.	Yds	TD	Lg
OAKES, Gunnar	4	25	0	9
KNUE, Tanner	3	53	0	42
LASSITER, Darius	2	20	0	11
PAASKE, Andreas	1	26	0	26
EVANS, Samson	1	7	0	7
SMITH, Dennis	1	6	0	6
BEYDOUN, Hassan	1	6	1	6
Totals...	14	153	1	42

PUNTING	No.	Yds	Avg	Long	In20	TB
TOMASEK, Mitchel	1	43	43.0	43	0	0
Totals...	1	43	43.0	43	0	0

## ARIZONA STATE

RUSHING	No.	Net	TD	Lg	Avg.
VALLADAY, X.	16	127	1	44	7.9
NGATA, Daniyel	3	32	0	14	10.7
JONES, Emory	3	7	1	3	2.3
FREEMAN, Zeek	1	4	0	4	4.0
Totals...	23	170	2	44	7.4

PASSING	Cmp	Att	Int	Yds	TD	Long
Emory Jones	20	32	0	182	1	29
Totals...	20	32	0	182	1	29

RECEIVING	No.	Yds	TD	Lg
BADGER, Elijah	7	88	0	29
JOHNSON, Andre	4	29	1	15
VALLADAY, X.	3	26	0	10
HALL, Charles	2	16	0	11
CONYERS, Jaylin	2	12	0	7
SANDERS, Giovanni	2	11	0	6
Totals...	20	182	1	29

PUNTING	No.	Yds	Avg	Long	In20	TB
Czaplicki, Eddie	4	206	51.5	72	1	1
Totals...	4	206	51.5	72	1	1



## GAME 4

Buffalo	13	17	10	10	--	50
Eastern Michigan	14	10	7	0	--	31

Sept. 24, 2022 | Rynearson Stadium | Ypsilanti, Mich. | 12:02 p.m. ET | Attendance: 14,524



Team Totals	BUFF	EMU
FIRST DOWNS	29	12
Rushing	16	6
Passing	10	6
Penalty	3	0
NET YARDS RUSHING	201	137
Rushing Attempts	55	31
Average Per Rush	3.7	4.4
Rushing Touchdowns	4	2
Yards Gained Rushing	215	148
Yards Lost Rushing	14	11
NET YARDS PASSING	297	190
Completions-Attempts-Int	20-29-0	12-19-1
Average Per Attempt	10.2	10.0
Average Per Completion	14.9	15.8
Passing Touchdowns	2	1
TOTAL OFFENSE YARDS	498	327
Total offense plays	84	50
Average Gain Per Play	5.9	6.5
Fumbles: Number-Lost	1-0	1-0
Penalties: Number-Yards	3-15	6-63
PUNTS-YARDS	1-44	1-62
Average Yards Per Punt	44.0	62.0
Net Yards Per Punt	24.0	62.0
Inside 20	0	1
50+ Yards	0	1
Touchbacks	1	0
Fair catch	0	0
KICKOFFS-YARDS	9-394	6-383
Average Yards Per Kickoff	43.8	63.8
Net Yards Per Kickoff	27.3	30.5
Touchbacks	1	5
Fair Catch Yards	24	0
Punt returns: Number-Yards-TD	0-0-0	0-0-0
Average Per Return	0.0	0.0
Kickoff returns: Number-Yds-TD	1-75-0	3-123-1
Average Per Return	75.0	41.0
Interceptions: Number-Yds-TD	1-0-0	0-0-0
Fumble Returns: Number-Yds-TD	1-5-0	0-0-0
Miscellaneous Yards	0	0
Possession Time	38:37	21:23
1st Quarter	10:54	4:06
2nd Quarter	8:15	6:45
3rd Quarter	8:31	6:29
4th Quarter	10:57	4:03
Third-Down Conversions	5 of 13	5 of 11
Fourth-Down Conversions	4 of 4	1 of 4
Red-Zone Scores-Chances	7-7	4-4
Touchdowns	5-7	3-4
Field goals	2-7	1-4
Sacks By: Number-Yards	1-7	1-2
PAT Kicks	5-6	4-4
Field Goals	3-3	1-1
Points off turnovers	0	0

## &gt;&gt;TAKING NOTE...

• The loss leaves EMU without a win over UB in the last eight calendar years. The Bulls have won three straight games over the Eagles since 2014 when the Green and White defeated Buffalo, 37-27, inside Rynearson Stadium, Oct. 11.

• Eastern Michigan now stands at 6-4 all-time against the Buffalo Bulls.

• The Eagles fall to 12-35 in Mid-American Conference season openers and 117-240-6 overall in MAC competition.

• Creighton still sits just two wins away from tying **Jim Harkema** (41 wins) for the fourth-best total by any head coach in program history.

• Buffalo scored the most points in program history against EMU with 50. The Bulls' previous high was set on Nov. 2, 2019, when Buffalo defeated Eastern, 43-14, at Rynearson Stadium.

• The last time the Eagles gave up 50 points in a game was in a 56-20 loss to Liberty University in the Lending-Tree Bowl (Dec. 18, 2021) last season.

• UB's Alex McNulty made all three of his field goal attempts and now has made seven field goals over the last two games. He did, however, see his school-record streak of 111 straight extra points snapped when he had an attempt blocked in the first quarter. Ironically, the streak began on the same Eastern Michigan field in 2019.

## Football Fights, Ultimately Falls to Buffalo

### First-year Eagle Jaylon Jackson delivered the program's most electric return since 2013

YPSILANTI, Mich. (EMUEagles.com) – The Eastern Michigan University football team fell in its Mid-American Conference opener, 50-31, to the University at Buffalo inside "The Factory" at Rynearson Stadium Saturday, Sept. 24.

Sophomore **Austin Smith** paced EMU's (2-2, 0-1 MAC) rushing attack, accumulating 74 yards and one touchdown, averaging 6.2 yards per carry. Senior **Samson Evans** also added 52 yards on the ground for the Eagles.

Smith's most prolific target in the ballgame was junior **Tanner Knue**, who caught three passes for 106 yards and one score. Graduate student **Hassan Beydoun** got in on the action in the passing game as well, hauling in four passes for 50 yards.

Junior **T.J. Peavy** led the Eastern Michigan defensive effort, totaling five tackles, 1.5 TFL, and one sack. Junior **Chase Kline** added a career-high 14 tackles for the EMU defense.

## How It Happened

Eastern Michigan responded to a 7-0 lead from Buffalo with a score to tie it up at 7-7 with 12:57 left in the first quarter, thanks to a 89-yard kickoff return touchdown by junior **Jaylon Jackson**. Buffalo reclaimed the lead at 13-7, after a blocked PAT from junior **Sterling Miles**. EMU scored again on a 10-yard touchdown reception from Knue to jump back in front 14-13.

The Bulls fought back to take a 20-14 lead before Eastern put a field goal on the board to narrow the gap with 8:18 remaining in the second quarter and make it a 20-17 game. Buffalo scored to extend its lead to 27-17 before the Green and White scored again to close the gap to 27-24.

After Buffalo increased its lead to 30-24, Eastern Michigan used a one-yard touchdown from junior **Darius Boone Jr.** to retake the lead at 31-30 with 10:38 left in the third quarter. Eastern Michigan didn't score again, while the Bulls tacked on 20 more points to finish off the scoring.

## Game Notes

» J. Jackson opened up the scoring for Eastern, returning a kickoff for an 89-yard touchdown with 12:57 left in the first quarter. Jackson's returned touchdown was the first for the Eagles since Tyler Allen returned a kickoff for a 90-yard score against Ohio University, Oct. 19, 2013. The return is the third longest in the history of Rynearson Stadium and tied for the 11th longest kickoff return in EMU's history. Former Eagle **Lincoln Dupree** recorded a 100-yard kickoff return for a touchdown at Northern Illinois University, Nov. 22, 1999, the longest kick return in program history.

» A. Smith made his first collegiate start for the Eagles. The quarterback recorded the first rushing touchdown of his career, the score was just the second quarterback keeper score this season, the first since **Taylor Powell** ran one in for five yards vs. Eastern Kentucky, Sept. 2.

» Miles blocked the first extra point of his career and 19th blocked kick of the **Chris Creighton** era (2014-Pres.), midway through the first quarter. It also is the first blocked kick for EMU since former Eagle **Carter Stagner** blocked a kick vs. Western Michigan University, Nov. 16, 2021. The disruption was the second blocked PAT in the Creighton era, with the first coming Oct. 6, 2018, against Western Michigan. The Eagles have blocked at least one kick in eight of Creighton's nine seasons at the helm.

» Knue recorded his fourth touchdown of the season with 1:43 left in the first quarter. His four TDs in 2022 currently puts him in the MAC lead for receiving scores and his 291 receiving yards currently puts him at third in the league. Knue's 67-yard catch is the longest offensive play for the Eagles this season and the longest reception since **Bryson Cannon** hauled in a 79-yard bomb from **Preston Hutchison**, Nov. 27, 2020, at home against Central Michigan University. He is also the Eagles' first 100-yard receiver, with 106 yards, since he tallied 127 yards in "The Factory" against Ohio University, Nov. 9, 2021.

» The 100-yard performance is Knue's third career 100-yard receiving contest. The wideout has posted a 100-yard performance in three consecutive seasons (2021 & 2020) with his last such occurrence coming when Knue tabbed career-highs in receptions (11) and receiving yards (127) vs. Ohio, Nov. 9, 2021.

» Heading into the game, the Eagles' longest play was a 44-yard pass from Powell to junior **Darius Lassiter**, Sept. 10, at the University of Louisiana. Knue's 67-yard catch and Jackson's 89-yard kick return are now the longest EMU plays of the season, and the first time the Eagles had two plays of over 40 yards in the same game this season. It also marks the fourth straight game EMU has had one play of at least 40 yards.

» Eastern Michigan's first two offensive possessions ended with touchdowns. The last time the Eagles scored touchdowns on both of their first two possessions was Sept. 25, 2021, vs. Texas State, when the Eagles defeated the Bobcats, 59-21.

» The Green and White tallied 24 points in the first half, tying for most this season with last weekend's 30-21 win at Arizona State University. Furthermore, the Eagles have scored at least two touchdowns in the first half of every game this season. Eastern Michigan has now scored 20+ points in the first half of games 26 times under Creighton, sporting a record of 20-6 in those games.

» Boone Jr. recorded his second touchdown of the season after recovering a fumble in the end zone in the third quarter. The score was the 10th of Boone's collegiate career.

» Kline smashed his career tackles record this afternoon, notching 14 over the course of the game. The Michigan State University transfer's previous career high in tackles (9) came just three weeks ago, vs. Eastern Kentucky University, Sept. 2.

» Sophomore **Michael Tomasek** boomed a 62-yard punt down to the Buffalo one-yard line, his longest of the season. The Eagles' last 60-yard punt came Oct. 2, 2021 at Northern Illinois, when former Eagle Jake Julien boomed a 61 yarder against the Huskies.

» EMU went a perfect four-for-four on red zone scoring chances. The Green and White are 17-for-17 in its red zone trips, remaining tied for first nationally in the category.

## &gt;&gt;Scoring Summary

Qtr	Time	Team	Scoring Play	Plays	TOP	Score
1st	13:11	BUFF	Snyder, Cole 1 yd run (McNulty, Alex kick)	4-75	1:49	7-0
1st	12:57	EMU	JACKSON, Jaylon 89 yd kickoff return (GOMEZ, Jesus kick)			7-7
1st	05:35	BUFF	Williams, Quian 13 yd pass from Snyder, Cole (McNulty, Alex kick blocked)	15-75	7:22	13-7
1st	01:43	EMU	KNUE, Tanner 10 yd pass from SMITH, Austin (GOMEZ, Jesus kick)	8-75	3:52	13-14
2nd	12:01	BUFF	Washington, Mike 2 yd run (McNulty, Alex kick)	12-75	4:42	20-14
2nd	08:18	EMU	GOMEZ, Jesus 35 yd field goal	8-50	3:33	20-17
2nd	03:30	BUFF	Washington, Mike 4 yd run (McNulty, Alex kick)	11-75	4:48	27-17
2nd	00:28	EMU	SMITH, Austin 1 yd run (GOMEZ, Jesus kick)	8-83	3:02	27-24
2nd	00:00	BUFF	McNulty, Alex 41 yd field goal	3-(-5)	0:13	30-24
3rd	10:38	EMU	BOONE, Darius 1 yd run (GOMEZ, Jesus kick)	10-69	4:22	30-31
3rd	09:15	BUFF	Gasset, Jamari 65 yd pass from Snyder, Cole (McNulty, Alex kick)	3-75	1:23	37-31
3rd	02:08	BUFF	McNulty, Alex 37 yd field goal	17-81	6:32	40-31
4th	13:32	BUFF	McNulty, Alex 28 yd field goal	5-4	2:04	43-31
4th	08:39	BUFF	Snyder, Cole 2 yd run (McNulty, Alex kick)	7-40	3:09	50-31

## EASTERN MICHIGAN

RUSHING	No.	Net	TD	Lg	Avg.
SMITH, Austin	12	74	1	29	6.2
EVANS, Samson	15	52	0	17	3.5
JACKSON, Jaylon	3	8	0	4	2.7
BOONE, Darius	1	3	1	2	3.0
<b>Totals...</b>	<b>31</b>	<b>137</b>	<b>2</b>	<b>29</b>	<b>4.4</b>

PASSING	Cmp	Att	Int	Yds	TD	Long
SMITH, Austin	12	19	1	190	1	67
<b>Totals...</b>	<b>12</b>	<b>19</b>	<b>1</b>	<b>190</b>	<b>1</b>	<b>67</b>

RECEIVING	No.	Yds	TD	Lg
BEYDOUN, Hassan	4	50	0	26
KNUE, Tanner	3	106	1	67
LASSITER, Darius	3	16	0	6
EVANS, Samson	1	11	0	11
OKES, Gunnar	1	7	0	7
<b>Totals...</b>	<b>12</b>	<b>190</b>	<b>1</b>	<b>67</b>

PUNTING	No.	Yds	Avg	Long	In20	TB
TOMASEK, Mitchell	1	62	62.0	62	1	0
<b>Totals...</b>	<b>1</b>	<b>62</b>	<b>62.0</b>	<b>62</b>	<b>1</b>	<b>0</b>

## BUFFALO

RUSHING	No.	Net	TD	Lg	Avg.
COOK, Ron	19	92	0	17	4.8
WASHINGTON, Mike	21	71	2	10	3.4
SNYDER, Cole	7	35	2	16	5.0
HENDERSON, Al-Ja	5	11	0	4	2.2
<b>TEAM</b>	<b>3</b>	<b>-8</b>	<b>0</b>	<b>0</b>	<b>-2.7</b>
<b>Totals...</b>	<b>55</b>	<b>201</b>	<b>4</b>	<b>17</b>	<b>3.7</b>

PASSING	Cmp	Att	Int	Yds	TD	Long
SNYDER, Cole	20	29	0	297	2	65
<b>Totals...</b>	<b>20</b>	<b>29</b>	<b>0</b>	<b>297</b>	<b>2</b>	<b>65</b>

RECEIVING	No.	Yds	TD	Lg
WILLIAMS, Quian	6	99	1	59
MARSHALL, Justin	3	45	0	30
GASSETT, Jamari	2	64	1	65
HINES, Clevester	2	24	0	14
WASHINGTON, Mike	2	13	0	8
JOHNSON, Marlyn	2	10	0	6
COOK, Ron	1	27	0	27
BORLAND, Trevor	1	9	0	9
HARRITY, Cole	1	6	0	6
<b>Totals...</b>	<b>20</b>	<b>297</b>	<b>2</b>	<b>65</b>

PUNTING	No.	Yds	Avg	Long	In20	TB
Venneri, Anthony	1	44	44.0	44	0	1
<b>Totals...</b>	<b>1</b>	<b>44</b>	<b>44.0</b>	<b>44</b>	<b>0</b>	<b>1</b>





## GAME 5

Massachusetts	7	3	3	0	--	13
Eastern Michigan	0	0	14	6	--	20

Oct. 1, 2022 | Rynearson Stadium | Ypsilanti, Mich. | 2:02 p.m. ET | Attendance: 16,478



Team Totals	UMASS	EMU
FIRST DOWNS	15	22
Rushing	9	11
Passing	4	7
Penalty	2	4
NET YARDS RUSHING	168	217
Rushing Attempts	48	43
Average Per Rush	3.5	5.0
Rushing Touchdowns	1	1
Yards Gained Rushing	194	235
Yards Lost Rushing	26	18
NET YARDS PASSING	87	122
Completions-Attempts-Int	8-18-1	13-24-2
Average Per Attempt	4.8	5.1
Average Per Completion	10.9	9.4
Passing Touchdowns	0	2
TOTAL OFFENSE YARDS	255	339
Total offense plays	66	67
Average Gain Per Play	3.9	5.1
Fumbles: Number-Lost	1-0	1-1
Penalties: Number-Yards	11-100	9-65
PUNTS-YARDS	6-281	4-184
Average Yards Per Punt	46.8	46.0
Net Yards Per Punt	41.3	31.8
Inside 20	3	0
50+ Yards	3	1
Touchbacks	1	2
Fair catch	0	0
KICKOFFS-YARDS	4-245	4-254
Average Yards Per Kickoff	61.2	63.5
Net Yards Per Kickoff	37.8	40.8
Touchbacks	3	3
Fair Catch Yards	0	0
Punt returns: Number-Yards-TD	2-17-0	2-13-0
Average Per Return	8.5	6.5
Kickoff returns: Number-Yds-TD	1-16-0	1-19-0
Average Per Return	16.0	19.0
Interceptions: Number-Yds-TD	2--5-0	1-0-0
Fumble Returns: Number-Yds-TD	0-0-0	0-0-0
Miscellaneous Yards	0	0
Possession Time	31:38	28:22
1st Quarter	9:28	5:32
2nd Quarter	10:06	4:54
3rd Quarter	5:33	9:27
4th Quarter	6:31	8:29
Third-Down Conversions	5 of 16	4 of 11
Fourth-Down Conversions	1 of 2	0 of 1
Red-Zone Scores-Chances	2-2	2-2
Touchdowns	1-2	2-2
Field goals	1-2	0-2
Sacks By: Number-Yards	1-8	1-5
PAT Kicks	1-1	2-2
Field Goals	2-2	0-0
Points off turnovers	7	0

## &gt;&gt;TAKING NOTE...

• Eastern Michigan improves to 47-45-2 all-time in Homecoming games, and has won its last two games on Homecoming Weekend. The last time the Eagles won two straight Homecoming games was in the 2006-07 seasons, when the Green and White knocked off Western Michigan University and Toledo.

• With his 122 yards today, S. Evans became the first 1,000 yard career rusher since **Shaq Vann** in 2019 with 1,058 career yards on the ground. Heading into 2022, Evans had 518 yards on the ground in his career, and has added 418. The Illinois native is 149 yards away from cracking the top-22 in career rushing yards in EMU history.

• Eastern Michigan has now won three non-conference games this season. It is the third year in a row that the Green and White have tallied at least three non-conference wins and is the fourth in Creighton era (2016, 2019, 2021, 2022). Since 1976, there are only two other seasons in which EMU has three or more non-conference victories (1977, 1987).

• With two home, non-conference victories this season, today's win marks the seventh time Eastern has accomplished the feat since 1976. Dating back to the 2016 season, it also marks the eighth consecutive non-conference win at home for the Eagles.

• EMU has recorded a non-conference victory in every eligible campaign since the 2011 season.

## Eagles Rally, Score 20 Unanswered Points to Earn Homecoming Win Over UMass

Eastern's defense stopped the Minutemen on seven-straight third-down tries to close the game

YPSILANTI, Mich. (EMUEagles.com) – The Eastern Michigan University football team fought back from a 10-point halftime deficit to beat the University of Massachusetts, 20-13, inside "The Factory" at Rynearson Stadium, Saturday afternoon, Oct. 1.

The win improved Eastern Michigan's (3-2, 0-1 MAC) overall ledger to 3-2 on the season, while the Minutemen fell to 1-4.

Sophomore quarterback **Austin Smith** led Eastern Michigan's passing attack with 122 yards through the air, tossing two touchdowns on the afternoon.

Senior **Samson Evans** paced the EMU rushing attack by rushing for 122 yards over the course of the game, averaging 5.5 yards per carry. Junior **Jaylon Jackson** also added 60 yards on the ground, averaging 5.5 yards per carry.

Graduate student **Tanner Knue** hauled in five catches for 72 yards and one score.

Junior **Mark Lee Jr.** paced the Eastern Michigan defensive effort, recording one interception. Graduate student **Jose Ramirez** added eight tackles, 3.0 TFL, and one sack in the win.

The Eagles had a big outing on the ground, racking up 217 rushing yards while averaging five yards per carry and out-rushing UMass by 49 total yards.

The Green and White defense held up well against the UMass offensive attack, holding the Minutemen to 255 total yards over the course of the game.

## How It Happened

After UMass took a 13-0 lead in the first half, a TD from junior **Darius Lassiter** got Eastern Michigan on the board with 8:56 left in the third quarter to narrow the margin to 13-7. EMU then took the lead on a 39-yard touchdown reception from Knue, putting the Eagles ahead 14-13.

Eastern Michigan continued to build its lead, scoring again with 9:38 left on an eight-yard touchdown from junior **Darius Boone Jr.** in the fourth quarter to go ahead 20-13. Neither team scored again in the game.

## Game Notes

• The Eagles outgained UMass 339-255 in total yardage, including a 217-168 advantage on the ground. Today's win marks the second time EMU has outgained its opponents this season, the previous being at Arizona State University, Sept. 17.

• The Eastern Michigan defense notched a "first" in 2022 in today's game against UMass by holding the Minutemen to under 100 yards of total offense in four consecutive quarters. EMU saved its best for last, holding its visitor to just 48 yards of total offense in the fourth quarter. That number is the fourth-best single-game mark for the team this season. The Eagles have held their opposition under 40 yards of total offense in three separate quarters this season, including a season-best 35 yards allowed to Arizona State University in the first quarter of the team's game in Tempe, Sept. 17.

• Sophomore **Quantavious Scandrett** set a new career high in tackles with 10. The defensive back smashed his previous career high of 5 set against the University at Buffalo last week. Scandrett, who was second on the team in total tackles for the game, finished with a team-best seven solo tackles to go along with three assists.

• The EMU defense dominated third down in the second half of today's game against UMass. The Eagles kept the Minutemen from converting a third-down try, stopping their opponent on each of their seven attempts. It marks the first time in the 2022 campaign in which an EMU opponent has failed to convert a single third-down attempt.

• Ramirez tied his career high in tackles for loss with 3.0 this afternoon. It matches the number he set in EMU's game at the University of Toledo, Nov. 2, 2021. Additionally, it is Ramirez's fifth career outing with multiple TFLs. This season, the defensive end has tallied 4.5 of the Eagles' 16.0 TFLs. Ramirez also recorded the solo sack of the afternoon, grabbing five yards from the Minutemen in the first quarter. It was his first sack since Nov. 16, 2021 against Western Michigan.

• Eastern Michigan's offense has scored 20+ points in six consecutive games dating back to Dec. 18, 2021 against Liberty University in the LendingTree bowl. The stretch is the best stretch of consecutive 20+ point games since Eastern's Oct. 26, 2017-Nov. 3, 2018, when the Eagles accomplished the feat in 14 straight games during that span.

• Lassiter notched the first score of the game for the Eagles, recording an eight yard touchdown reception with 8:56 left in the third quarter. The TD was the first in Lassiter's career at EMU.

• The Eagles' defense set a season high in tackles for loss this afternoon with 7.0 and accumulated a season high 21 yards on those TFLs. The Green and White also had season best outing in QB hurries (7) and pass break-ups (5). EMU's last game with 7.0 or more tackles for loss came during the 2021 season, when the Eagles recorded 9.0 in their game against Texas State University, Sept. 25.

• On a handoff from S. Evans, Boone Jr. recorded the third TD of the game with 9:30 left in regulation. The score was Boone Jr.'s third of the season.

• Lee Jr. picked off the first pass of his career at the Minutemen's 36-yard line in the fourth quarter, the sole turnover forced by the Eagles this afternoon. This is the second consecutive matchup against UMass that an Eagle has tallied an interception, with David Carter Jr. snagging an interception in the Sept. 18, 2021, tilt. Lee's interception was the first by an Eastern cornerback since 2018 when Kevin McGill had an interception, Nov. 10 versus the University of Akron at Rynearson Stadium.

• Junior **Chase Kline** notched 12 tackles this afternoon, leading the Eagles. The Michigan State University transfer has now double digit tackles for the second time in his collegiate career after setting a career high last week against Buffalo (14). Chase leads all Eagles with 47 stops this season.

• The Eagles went a perfect two-for-two on red zone scoring chances against UMass. The Green and White are now 19-for-19 in its red zone tries, with 16 touchdowns and three field goals, remaining tied for first nationally in the category.

• The Minutemen kept the Eagles off the scoreboard for the entirety of the first half. The last time Eastern Michigan did not score in the first 30 minutes of play was on Sept. 11, 2021, when the University of Wisconsin defeated EMU, 34-7.

• Twice this year, the Eagles have trailed the game and come back to win. In both games, a Knue touchdown reception put Eastern ahead for good.

Against Eastern Kentucky, Sept. 2, Knue hauled in a 15-yard strike from graduate student **Taylor Powell** to put the Eagles up 7-3. Today, a 39-yard bomb from A. Smith gave Eastern a 14-13 lead.

• S. Evans totaled the rock for 122 yards today, his second career 100 yard rushing effort after gashing the Arizona State defense earlier this season for 258 yards, Sept. 17. Evans hit his rushing yards per game average today, entering the tilt against UMass averaging 122.5 yards each game.

• This is the Eagle's second straight game against the Minutemen where the Green and White top rusher netted 122 yards. Last year, **Jawon Hamilton** hit that mark in the 42-28 road win over UMass on Sept. 18, 2021.

• With 105 all-purpose yards, J. Jackson posted his second consecutive game with over 100 all-purpose yards. Today, Jackson tallied 63 yards on the ground, 26 through the air, and 19 on kick returns.

## &gt;&gt;Scoring Summary

Qtr	Time	Team	Scoring Play	Plays	TOP	Score
1st	09:45	UMASS	Campiotti, Gino 14 yd run (Carson, Cameron kick)	8-49	3:39	7-0
2nd	04:05	UMASS	Carson, Cameron 30 yd field goal	15-69	8:09	10-0
3rd	12:35	UMASS	Carson, Cameron 47 yd field goal	6-49	2:20	13-0
3rd	08:56	EMU	LASSITER, Darius 8 yd pass from SMITH, Austin (GOMEZ, Jesus kick)	11-75	3:39	13-7
3rd	00:12	EMU	KNUE, Tanner 39 yd pass from SMITH, Austin (GOMEZ, Jesus kick)	3-65	1:16	13-14
4th	09:38	EMU	BOONE, Darius 8 yd run (KNUE, Tanner pass failed)	9-65	5:07	13-20

## EASTERN MICHIGAN

RUSHING	No.	Net	TD	Lg	Avg.
EVANS, Samson	16	122	0	27	7.6
JACKSON, Jaylon	11	60	0	26	5.5
SMITH, Austin	10	33	0	11	3.3
BOONE, Darius	1	8	1	8	8.0
WESTMORELAND, Zach	1	0	0	0	0.0
Moss, Bryson	1	-1	0	0	-1.0
TEAM	3	-5	0	0	-1.7
<b>Totals...</b>	<b>43</b>	<b>217</b>	<b>1</b>	<b>27</b>	<b>5.0</b>

PASSING	Cmp-Att-Int	Yds	TD	Long
SMITH, Austin	13-24-2	122	2	39
<b>Totals...</b>	<b>13-24-2</b>	<b>122</b>	<b>2</b>	<b>39</b>

RECEIVING	No.	Yds	TD	Lg
KNUE, Tanner	5	72	1	39
JACKSON, Jaylon	3	26	0	13
LASSITER, Darius	3	23	1	10
BEYDOWN, Hassan	1	7	0	7
JACKSON, Aaron	1	-6	0	0
<b>Totals...</b>	<b>13</b>	<b>122</b>	<b>2</b>	<b>39</b>

PUNTING	No.	Yds	Avg	Long	In20	TB
TOMASEK, Mitchel	4	184	46.0	55	0	2
<b>Totals...</b>	<b>4</b>	<b>184</b>	<b>46.0</b>	<b>55</b>	<b>0</b>	<b>2</b>

## UMASS

RUSHING	No.	Net	TD	Lg	Avg.
CAMPIOTTI, Gino	25	118	1	24	4.7
ADAMS, Kay/Ron	15	37	0	7	2.5
DZURO, Garrett	1	7	0	7	7.0
DESROSIER, Greg	7	6	0	6	0.9
<b>Totals...</b>	<b>48</b>	<b>168</b>	<b>1</b>	<b>24</b>	<b>3.5</b>

PASSING	Cmp-Att-Int	Yds	TD	Long
CAMPIOTTI, Gino	8-18-1	87	0	41
<b>Totals...</b>	<b>8-18-1</b>	<b>87</b>	<b>0</b>	<b>41</b>

RECEIVING	No.	Yds	TD	Lg
JOHNSON, George	4	66	0	41
JOHNSON, Josiah	2	8	0	8
SULLIVAN-BROWN	1	10	0	10
DESROSIER, Greg	1	3	0	3
<b>Totals...</b>	<b>8</b>	<b>87</b>	<b>0</b>	<b>41</b>

PUNTING	No.	Yds	Avg	Long	In20	TB
KOLODZIEY, CJ	6	281	46.8	55	3	1
<b>Totals...</b>	<b>6</b>	<b>281</b>	<b>46.8</b>	<b>55</b>	<b>3</b>	<b>1</b>





## GAME 6

Eastern Michigan	14	21	7	3	--	45
Western Michigan	0	7	9	7	--	23

Oct. 8, 2022 | Waldo Stadium | Kalamazoo, Mich. | 12:02 p.m. ET | Attendance: 10,876



Team Totals	EMU	WMU
FIRST DOWNS	25	21
Rushing	9	4
Passing	12	11
Penalty	4	6
NET YARDS RUSHING	120	91
Rushing Attempts	40	36
Average Per Rush	3.0	2.5
Rushing Touchdowns	3	1
Yards Gained Rushing	150	132
Yards Lost Rushing	30	41
NET YARDS PASSING	208	154-40
Completions-Attempts-Int	20-30-0	15-40-0
Average Per Attempt	9.8	5.2
Average Per Completion	14.6	13.9
Passing Touchdowns	3	2
TOTAL OFFENSE YARDS	413	299
Total offense plays	70	76
Average Gain Per Play	5.9	3.9
Fumbles: Number-Lost	1-1	1-1
Penalties: Number-Yards	11-110	12-148
PUNTS-YARDS	4-192	8-342
Average Yards Per Punt	48.0	42.8
Net Yards Per Punt	47.0	38.5
Inside 20	2	2
50+ Yards	1	3
Touchbacks	0	0
Fair catch	0	4
KICKOFFS-YARDS	8-398	5-256
Average Yards Per Kickoff	49.8	51.2
Net Yards Per Kickoff	36.5	23.8
Touchbacks	1	2
Fair Catch Yards	0	0
Punt returns: Number-Yards-TD	3-34-0	2-4-0
Average Per Return	11.3	2.0
Kickoff returns: Number-Yds-TD	1-87-0	6-81-0
Average Per Return	87.0	13.5
Interceptions: Number-Yds-TD	0-0-0	0-0-0
Fumble Returns: Number-Yds-TD	0-0-0	0-0-0
Miscellaneous Yards	0	0
Possession Time	30:13	29:47
1st Quarter	10:56	4:04
2nd Quarter	6:44	8:16
3rd Quarter	5:39	9:21
4th Quarter	6:54	8:06
Third-Down Conversions	7 of 12	6 of 18
Fourth-Down Conversions	0 of 0	2 of 2
Red-Zone Scores-Chances	6-7	3-3
Touchdowns	5-7	2-3
Field goals	1-7	1-3
Sacks By: Number-Yards	7-42	3-18
PAT Kicks	6-6	2-2
Field Goals	1-2	1-1
Points off turnovers	7	0

## &gt;&gt;TAKING NOTE...

• With its 22-point victory over Western, the Eagles earned its largest margin of victory over the Broncos. The previous best was a 19-point win over WMU 19-0, Oct. 18, 1930.

• With its 45-23 win over Western Michigan, Eastern has now recorded four-consecutive victories against its I-94 rival, the best stretch in the 58-game history between the two institutions.

• EMU has now defeated Western Michigan at Waldo Stadium in consecutive contests for the first time since it did so in a pair of games between 1987-89, respectively. Eastern has only bested Western in consecutive road games at two points in program history (first meeting came in 1906).

• Ramirez put together one of the best first-half performances in Eastern Michigan history. He tallied a career-high three sacks. That number ties the Eastern Michigan single-game record (for the entirety of a contest). Five other players have accomplished the feat, most recently by Jeremiah Harris, who did so against Kent State University, Nov. 23, 2018. » Ramirez's four sacks are the most in a single game in program history (since 1998). The previous best was 3.0, which was held by five other former Eagles.

• The EMU pass rush put together a tremendous effort, totaling seven sacks in the victory over WMU. It marks the 17th time since 1998 that Eastern has recorded five-or-more sacks in a game. The last time EMU did so was Nov. 02, 2021, at Toledo (5.0).

## EMU Dominates, Wins Fourth-Straight Over WMU

Eastern has beaten WMU four-straight times for the first time in program history

KALAMAZOO, Mich. (EMUEagles.com) -- The Eastern Michigan University football team used dominant performances on both sides of the ball en route to a 45-23 dismantling of Mid-American Conference and in-state rival Western Michigan University today, Oct. 8, inside Waldo Stadium. The victory is a program-best fourth straight for the Green and White in the annual "Battle for I-94."

With the outcome, Eastern (#2, 1-1 MAC) moves back to a pair of games above 500 on the season, and even its record at 1-1 in MAC play. Additionally, Head Coach Chris Creighton now has 41 as the bench boss at Eastern Michigan. That number ties Jim Harkema for fourth-most all-time at EMU. It took Harkema 10 seasons to accomplish the feat. Creighton is in year nine at the helm of the Green and White.

Senior gunslinger Taylor Powell led Eastern Michigan's passing attack with 293 yards through the air, tossing for a career-best (tied) three touchdowns without throwing an interception. Fellow upperclassman, running back Samson Evans led all EMU rushers with 90 yards and three touchdowns in the contest. Junior Jaylon Jackson also added 32 yards on the ground, averaging 5.3 yards per carry.

Powell's most prolific target in the ballgame was junior Darius Lassiter, who caught six passes for 104 yards and one score. Senior wideout Hassan Beydoun got in on the action in the passing game as well, hauling in three balls for 57 yards and one touchdown.

Defensive lineman Jose Ramirez led the Eastern Michigan defensive effort, collecting six tackles, 4.0 TFL, four sacks, and one forced fumble. Senior Jordan Crawford added 0.5 TFL, 0.5 sacks, and one recovered fumble.

The Eastern Michigan offense was effective keeping drives alive, converting on 53.8 percent of third-down attempts. Defensively, Eastern Michigan was stout against the normally high-powered Bronco scoring unit, holding WMU to 299 total yards. The EMU defense took up residence in Western Michigan's backfield all game, collecting seven sacks.

## How It Happened

Eastern Michigan took a 7-0 lead over Western Michigan after scoring the game's first points on the opening drive of the game. EMU then increased its lead to 14-0 with another score.

The Eagles added a touchdown with 14:23 left in the second quarter to make it a 21-0 lead. Eastern kept building its lead after Western Michigan closed the gap to 21-7, scoring again to go on top 28-7.

Eastern Michigan continued to increase its advantage, scoring again with 0:29 left in the second quarter to go on top 35-7. WMU rallied, tallying six points before the EMU responded with a touchdown to extend their lead to 42-13.

Eastern Michigan held onto their lead despite allowing three WMU points before scoring for a final time with 9:51 left in the fourth quarter, bringing its lead to 45-16. Western added one more score to close the game, 45-23.

## Game Notes

» The Eastern Michigan offense got off to a hot start against the Broncos as it moved the ball 75 yards in just seven plays over 1:58 to go ahead, 7-0. The fourth-fastest touchdown drive of the season for EMU. The Eagles have now scored on their game-opening drive in four games this season, including touchdowns in three of the efforts.

» The EMU offense put together three-straight scoring drives to begin the contest at WMU. The game marks just the second this season in which EMU has scored in three consecutive drives to begin the contest, and the first in which all three drives resulted in touchdowns.

» Ramirez tallied a career-high four sacks on Saturday. The four sacks are tied for the second most in a contest in the NCAA Football Bowl Subdivision this season. Derek Parish from the University of Houston holds the top spot with 4.5 sacks.

» Ramirez wasted no time making an impact against the Broncos. Just one week removed from his first sack of the season, Ramirez notched another during WMU's first offensive drive of the afternoon. Ramirez has sacks in back-to-back games for the first time since the 2021 campaign, when he registered one sack against Bowling Green State University, Oct. 23, before following that performance with a pair of sacks at Toledo, Nov. 2. Ramirez is the only Eagle with multiple sacks this season.

» Lassiter recorded a breakout performance for the Green and White, totaling career bests in receptions (6) and receiving yards (104). The wideout also hauled in his second career touchdown reception. Lassiter has now caught a touchdown pass in two consecutive contests (1 vs. UMass, Oct. 1).

» Powell returned to action for EMU after recovering from injury as he finished 20-for-30 (67%) with 293 yards and three passing touchdowns. The three scores tie a career-high for Powell, who threw three touchdowns in the Eagles' season-opening victory over Eastern Kentucky University, Sept. 2.

» Back from injury for the first time since EMU's game at the University of Louisiana, Sept. 10, senior wide receiver Dylan Drummond made an immediate impact in the game. He notched his first touchdown reception of the season with 5:52 on the clock in the first quarter to put his team ahead, 14-0. The touchdown, his 12th as an Eagle, is his first since Nov. 9, 2021, in Eastern's game against Ohio University. Today's score snaps a five-game scoring skid for Drummond, the second-longest of his career (six games without a TD to close the 2019 campaign).

» Drummond finished the day with 49 yards on four receptions. The senior pass catcher now has at least one reception in 34 consecutive games. That number ties for the fourth most in the NCAA.

» The Eastern Michigan defense was just as strong as the offensive unit to begin the game. The Eagles stopped Western Michigan in three consecutive drives to begin the game, its second-such accomplishment this season. EMU held Louisiana without a score in its first six attempts, Sept. 10.

» Eastern's defense held Western's offense to just five total yards in the first quarter, by far a season-best single-quarter effort for the Green and White. Prior to today's game, EMU's best single-quarter defensive effort was 35 yards allowed to Arizona State University in the first quarter of the team's game in Tempe, Sept. 17.

» Eastern's 35 points scored in the first half is the most for the team since the 2017 season, when it dropped the same number en route to a 56-14 win over Ball State University, Nov. 2.

» The EMU offense totaled a season-best 351 yards in the first half of today's game against WMU. That number is a season-high. EMU's previous-best single-half effort, in terms of total yardage, was 307, which the team put up against ASU, Sept. 17.

» Evans tied a career-high three rushing touchdowns against Western Michigan in the first half of today's game (3 vs. Saint Francis (Pa.), Sept. 3, 2021). The contest is his second multi-touchdown game of the season (vs. Eastern Kentucky University, Sept. 2), and the sixth of his career.

» Crawford tallied a career first against Western Michigan when he picked up his first-ever fumble recovery with 4:15 left in the first half. It is EMU's third fumble recovery of the season, the first since defensive back Kempton Shine recovered one against Arizona State, Sept. 17. Additionally, Crawford added 0.5 sacks in the victory on Saturday.

» Coming into today's game, the Eastern Michigan offense had averaged 190.4 yards in the first half of contests this season. Eastern smashed that number against Western Michigan, where it put up 351 yards in the first 30 minutes.

» The EMU defense forced a three-and-out to begin the game against WMU, the third time this season EMU has accomplished that feat. The 21st time in the Creighton Era that the defense has forced a three-and-out to begin the game overall, three times in a season marks the fourth-most in a single season under the current regime.

» Additionally, it is the fourth time under Creighton the defense has forced its opponent to go three-and-out on their first possession of each half. The last time was Nov. 3, 2018, at home against Central Michigan.

» Sophomore Jesus Gomez was perfect on extra points (6-for-6), including a career-long 42-yard field goal make in Eastern's 45-23 victory over in-state rival WMU. The six makes are tied for his career-high (6 vs. EKU, Sept. 2). Additionally, Gomez is perfect in point-after attempts this season, knocking through 24 PATs in as many attempts.

## &gt;&gt;Scoring Summary

Qtr	Time	Team	Scoring Play	Plays	TOP	Score
1st	13:02	EMU	EVANS, Samson 2 yd run (GOMEZ, Jesus kick)	7-75	1:58	7-0
1st	05:52	EMU	Drummond, Dylan 2 yd pass from Powell, Taylor (GOMEZ, Jesus kick)	11-88	5:08	14-0
2nd	14:23	EMU	EVANS, Samson 1 yd run (GOMEZ, Jesus kick)	9-71	4:27	21-0
2nd	08:19	WMU	Jefferson, La'Da 1 yd run (Domschke, Palmer kick)	8-66	3:32	21-7
2nd	02:16	EMU	EVANS, Samson 6 yd run (GOMEZ, Jesus kick)	5-51	1:59	28-7
2nd	00:29	EMU	LASSITER, Darius 38 yd pass from Powell, Taylor (GOMEZ, Jesus kick)	6-65	1:19	35-7
3rd	06:07	WMU	Crooms, Corey 25 yd pass from Salopek, Jack (Crooms, Corey pass failed)	12-79	5:12	35-13
3rd	04:57	EMU	BEYDOUN, Hassan 7 yd pass from Powell, Taylor (GOMEZ, Jesus kick)	3-11	1:10	42-13
3rd	02:06	WMU	Domschke, Palmer 28 yd field goal	8-50	2:51	42-16
4th	09:51	EMU	GOMEZ, Jesus 42 yd field goal	7-24	3:43	45-16
4th	04:39	WMU	Bosma, Blake 4 yd pass from Salopek, Jack (Domschke, Palmer kick)	16-90	5:12	45-23

## EASTERN MICHIGAN

RUSHING	No.	Net	TD	Lg	Avg.
EVANS, Samson	24	90	3	12	3.8
JACKSON, Jaylon	6	32	0	11	5.3
MCCOY, Cam/Ron	3	9	0	5	3.0
BOONE, Darius	2	-3	0	0	-1.5
POWELL, Taylor	5	-8	0	13	-1.6
<b>Totals...</b>	<b>40</b>	<b>120</b>	<b>3</b>	<b>13</b>	<b>3.0</b>

PASSING	Cmp	Att	Int	Yds	TD	Long
Powell, Taylor	20	30	0	293	3	45
<b>Totals...</b>	<b>20</b>	<b>30</b>	<b>0</b>	<b>293</b>	<b>3</b>	<b>45</b>

RECEIVING	No.	Yds	TD	Lg
LASSITER, Darius	6	104	1	38
Drummond, Dylan	4	49	1	45
BEYDOUN, Hassan	3	57	1	38
OAKES, Gunnar	2	27	0	17
JACKSON, Jaylon	2	8	0	9
GETZINGER, Jere	1	28	0	28
PAASKE, Andreas	1	17	0	17
EVANS, Samson	1	3	0	3
<b>Totals...</b>	<b>20</b>	<b>293</b>	<b>3</b>	<b>45</b>

PUNTING	No.	Yds	Avg	Long	In20	TB
TOMASEK, Mitchel	4	192	48.0	54	2	0
<b>Totals...</b>	<b>4</b>	<b>192</b>	<b>48.0</b>	<b>54</b>	<b>2</b>	<b>0</b>

## WESTERN MICHIGAN

RUSHING	No.	Net	TD	Lg	Avg.
TYLER, Sean	15	45	0	6	3.0
JEFFERSON, La'Da	8	35	1	13	4.4
SALOPEK, Jack	12	9	0	20	0.8
ABDUS-SALAAM, Za	1	2	0	2	2.0
<b>Totals...</b>	<b>36</b>	<b>91</b>	<b>1</b>	<b>20</b>	<b>2.5</b>

PASSING	Cmp	Att	Int	Yds	TD	Long
SALOPEK, Jack	15	40	0	208	2	34
<b>Totals...</b>	<b>15</b>	<b>40</b>	<b>0</b>	<b>208</b>	<b>2</b>	<b>34</b>

RECEIVING	No.	Yds	TD	Lg
BOSMA, Blake	5	32	1	15
GALLOWAY, Jehlan	3	67	0	34
SAMBUCCI, Anthon	3	56	0	27
CROOMS, Corey	3	48	1	25
TYLER, Sean	1	5	0	5
<b>Totals...</b>	<b>15</b>	<b>208</b>	<b>2</b>	<b>34</b>

PUNTING	No.	Yds	Avg	Long	In20	TB
Mihalic, Nick	8	342	42.8	51	2	0
<b>Totals...</b>	<b>8</b>	<b>342</b>	<b>42.8</b>	<b>51</b>	<b>2</b>	<b>0</b>



## GAME 7

Northern Illinois	14	6	9	10	--	39
Eastern Michigan	7	0	3	0	--	10

Oct. 15, 2022 | Rynearson Stadium | Ypsilanti, Mich. | 3:32 p.m. ET | Attendance: 15,100



Team Totals	NIU	EMU
FIRST DOWNS	19	10
Rushing	12	5
Passing	5	5
Penalty	2	0
NET YARDS RUSHING	287	29
Rushing Attempts	49	27
Average Per Rush	5.9	1.1
Rushing Touchdowns	3	0
Yards Gained Rushing	315	79
Yards Lost Rushing	28	50
NET YARDS PASSING	123	197
Completions-Attempts-Int	12-16-0	11-23-1
Average Per Attempt	7.7	8.6
Average Per Completion	10.2	17.9
Passing Touchdowns	0	1
TOTAL OFFENSE YARDS	410	226
Total offense plays	65	50
Average Gain Per Play	6.3	4.5
Fumbles: Number-Lost	0-0	1-1
Penalties: Number-Yards	4-35	6-70
PUNTS-YARDS	4-161	5-239
Average Yards Per Punt	40.2	47.8
Net Yards Per Punt	40.2	43.2
Inside 20	2	2
50+ Yards	1	2
Touchbacks	0	1
Fair catch	2	1
KICKOFFS-YARDS	9-390	3-165
Average Yards Per Kickoff	43.3	55.0
Net Yards Per Kickoff	36.1	38.3
Touchbacks	1	0
Fair Catch Yards	2	0
Punt returns: Number-Yards-TD	1-3-0	0-0-0
Average Per Return	3.0	0.0
Kickoff returns: Number-Yds-TD	3-50-0	6-40-0
Average Per Return	16.7	6.7
Interceptions: Number-Yds-TD	1-0-1	0-0-0
Fumble Returns: Number-Yds-TD	0-0-0	0-0-0
Miscellaneous Yards	0	0
Possession Time	39:13	20:47
1st Quarter	8:11	6:49
2nd Quarter	8:29	6:31
3rd Quarter	11:02	3:58
4th Quarter	11:31	3:29
Third-Down Conversions	9 of 16	2 of 13
Fourth-Down Conversions	0 of 0	1 of 3
Red-Zone Scores-Chances	3-3	0-0
Touchdowns	1-3	0-0
Field goals	2-3	0-0
Sacks By: Number-Yards	5-49	2-13
PAT Kicks	3-3	1-1
Field Goals	4-4	1-2
Points off turnovers	10	0

## &gt;&gt;TAKING NOTE...

• Ramirez vaulted into the EMU single-season leader boards, taking ninth place in Eastern history in sack yardage in a season with 48 and tying for 10th in TFL yardage with 62. He also joined the career sack yardage list in ninth, with 84 yards, and the career TFL yardage list with 110. The Florida native is only the 10th Eastern player to tally 100 yards in TFLs.

• Ramirez jumps ahead on the EMU career sack list, ending the day in eighth place with 15.5 career sacks.

• Harrison Waylee ran for 158 yards and a touchdown, Antonio Brown added two TD runs.

• NIU's 295-pound lineman James Ester opened the scoring by batting a pass into the air and jumping to secure it in the end zone. Brown broke loose for a 47-yard touchdown six minutes later and then added a 6-yard score that stretched the Huskies' lead to 29-10 late in the third.

• Brown finished with 86 yards on 17 carries for Northern Illinois (2-5, 1-2 Mid-American Conference). Waylee had a 76-yard touchdown run that capped the scoring with 7:14 to play.

• Taylor Powell was 11-of-23 passing and threw a touchdown and interception for Eastern Michigan.

• The Huskies have a 35-16-2 advantage in the series and are 21-4 against the Eagles since 1998.

## Eastern Football Comes up Short Against Northern Illinois

Ramirez moves into 9th place in EMU history in single-season and career sack yardage

YPSILANTI, Mich. (EMUEagles.com) –The Eastern Michigan University football team fell, 39-10, to Northern Illinois University inside "The Factory" at Rynearson Stadium Saturday afternoon.

The Huskies improved to 2-5 on the year and 1-2 in Mid-American Conference play, while the Eagles fell to 4-3 overall and 1-2 in conference matchups.

Junior **Jaylon Jackson** paced the Green and White rushing attack, accumulating 60 yards over the course of the game. Jackson also tacked on 48 receiving yards. Junior **Darius Boone** added 14 yards on the ground for Eastern Michigan, averaging seven yards per carry.

Sophomore **Andreas Paaske** reeled in one catch for 75 yards and one score, the only touchdown of the afternoon for the Eagles. Senior **Dylan Drummond** got in on the action in the passing game as well, hauling in three balls for 60 yards.

Graduate student **Jose Ramirez** paced the Eastern Michigan defensive effort, collecting four tackles, 2.0 of which were for loss, and two sacks.

Defensively, Eastern Michigan held up against the Northern Illinois passing attack, holding NIU to 123 yards through the air. In part because of that strong defense, Eastern Michigan receivers out-gained their Husky counterparts 197-123.

## How It Happened

After falling behind 7-0, Eastern Michigan responded with a touchdown from Paaske with 10:34 left in the first quarter to tie at 7-7. The Huskies then scored 13 unanswered points to take a 20-7 lead before the Eagles put a field goal on the board to make it a 20-10 game. Northern Illinois kept the Green and White off the board for the rest of the game and added 19 more points to finish off the scoring for the Huskies.

## Game Notes

» Paaske put the Eagles on the board with a 75-yard bomb from Powell with 10:34 left in the first, his first career score at EMU. It was the second Eagle touchdown of 70 or more yards this season, the first since **Tanner Kneue** hauled in a 74-yard score from **Austin Smith** against Buffalo, Sept. 24. Paaske's score was also the longest EMU play from scrimmage on the season.

» Ramirez tallied his second consecutive multi-sack game with two, one week after setting the Eastern Michigan single-game sack record with four at Western Michigan, Oct. 8. He now has a single-season career-high seven sacks in 2022. His previous best effort came in 2021, where he totaled 6.5 sacks for EMU.

» Midway through the third quarter, sophomore kicker **Jesus Gomez** fired a 46-yard field goal through the uprights. The 46-yard field goal was the Puebla, Mexico native's career-long field goal, besting a 42-yard effort at Western Michigan, Oct. 8.

» Sophomore punter **Mitchell Tomasek** tied his career-high with a booming 62-yard punt that downed the Huskies on their 15-yard line. Tomasek's previous high came against Buffalo, Sept. 24. On the day, he punted five times with an average of 47.8 yards per punt while pinning the NIU inside their own 20 twice.

» Drummond hauled in three catches on the day, extending his consecutive games with a reception streak to 35, the fourth-longest in the nation.

» Jackson set a new career-high in rushing attempts with 16, besting his previous career high of 11 set against the University of Massachusetts, Oct. 1. He also tied his career-high in rushing yards with 60, matching the total also set against UMass. Jackson's 42-yard reception in the fourth quarter is his longest career offensive play, besting a 26-yard rush also against UMass. The Texas native went over 100 all-purpose yards for the fourth game this season, totaling 125 today.

» In his best game as an Eagle, graduate student Joe Sparacio (Naples, Fla.-First Baptist Academy-Boston College) set a new career-high in tackles with 10. His previous high of eight came one week ago at Western Michigan, Oct. 8.

» Graduate student defensive lineman **Jordan Crawford** set a career-high in tackles today with seven, besting his previous high of 6 set against the University of Toledo, Nov. 18, 2020. He added in one tackle for loss as well.

» In his collegiate debut, freshman running back **Elijah Jackson-Anderson** tallied four kick returns for 10 yards.

» Graduate student **Taylor Powell** posted his longest season pass on the long bomb to Paaske of 75 yards. In the last two games, Powell and the Eagles have tallied eight passes of over 20 yards, six of those going for more than 30 yards, and three going for more than 40 yards. Two of those 40-yard plays came today, which is the first time this season Eastern has had two passes of more than 40 yards in the same game.

» A Powell pass was intercepted in the end zone with 10:49 left to play in the first. This is the first pick-six given up by the Eagles since a Preston Hutchinson pass was returned for a touchdown by the Toledo defense, Nov. 18, 2020.

## &gt;&gt;Scoring Summary

Qtr	Time	Team	Scoring Play	Plays	TOP	Score
1st	10:49	NIU	Ester, James 0 yd interception return (Richardson, John kick)			7-0
1st	10:34	EMU	PAASKE, Andreas 75 yd pass from POWELL, Taylor (GOMEZ, Jesus kick)	1-75	0:15	7-7
1st	04:03	NIU	Brown, Antonio 47 yd run (Richardson, John kick)	2-55	0:39	14-7
2nd	14:03	NIU	Richardson, John 41 yd field goal	5-29	2:03	17-7
2nd	00:06	NIU	Richardson, John 39 yd field goal	5-39	0:30	20-7
3rd	10:42	EMU	GOMEZ, Jesus 46 yd field goal	5-30	1:00	20-10
3rd	04:56	NIU	Richardson, John 28 yd field goal	9-62	5:40	23-10
3rd	00:48	NIU	Brown, Antonio 6 yd run (Rutkiewicz, Kacp pass failed)	6-45	3:12	29-10
4th	11:18	NIU	Richardson, John 33 yd field goal	7-12	4:23	32-10
4th	07:14	NIU	Waylee, Harrison 76 yd run (Richardson, John kick)	3-85	1:42	39-10

## NORTHERN ILLINOIS

RUSHING	No.	Net	TD	Lg	Avg.
WAYLEE, Harrison	16	158	1	76	9.9
BROWN, Antonio	17	86	2	47	5.1
LYNCH, Justin	8	38	0	24	4.8
BLAKEMORE, Mason	6	18	0	6	3.0
LOMBARDI, Rocky	2	-13	0	0	-6.5
<b>Totals...</b>	<b>49</b>	<b>287</b>	<b>3</b>	<b>76</b>	<b>5.9</b>

PASSING	Cmp	Att	Int	Yds	TD	Long
LOMBARDI, Rocky	11	15	0	115	0	26
LYNCH, Justin	1	1	0	8	0	8
<b>Totals...</b>	<b>12</b>	<b>16</b>	<b>0</b>	<b>123</b>	<b>0</b>	<b>26</b>

RECEIVING	No.	Yds	TD	Lg
TUCKER, Cole	5	58	0	14
RUTKIEWICZ, Kacp	3	42	0	26
THORNTON, Shemar	2	11	0	7
BLAKEMORE, Mason	1	6	0	6
WAYLEE, Harrison	1	6	0	6
<b>Totals...</b>	<b>12</b>	<b>123</b>	<b>0</b>	<b>26</b>

PUNTING	No.	Yds	Avg	Long	In20	TB
FOLEY, Tom	4	161	40.2	53	2	0
<b>Totals...</b>	<b>4</b>	<b>161</b>	<b>40.2</b>	<b>53</b>	<b>2</b>	<b>0</b>

## EASTERN MICHIGAN

RUSHING	No.	Net	TD	Lg	Avg.
JACKSON, Jaylon	16	60	0	17	3.8
BOONE, Darius	2	14	0	11	7.0
EVANS, Samson	4	4	0	2	1.0
POWELL, Taylor	5	-49	0	0	-9.8
<b>Totals...</b>	<b>27</b>	<b>29</b>	<b>0</b>	<b>17</b>	<b>1.1</b>

PASSING	Cmp	Att	Int	Yds	TD	Long
POWELL, Taylor	11	23	1	197	1	75
<b>Totals...</b>	<b>11</b>	<b>23</b>	<b>1</b>	<b>197</b>	<b>1</b>	<b>75</b>

RECEIVING	No.	Yds	TD	Lg
DRUMMOND, Dylan	3	60	0	30
BEYDOUN, Hassan	3	2	0	4
JACKSON, Jaylon	2	48	0	42
PAASKE, Andreas	1	75	1	75
OAKES, Gunnar	1	14	0	14
KNEUE, Tanner	1	-2	0	0
<b>Totals...</b>	<b>11</b>	<b>197</b>	<b>1</b>	<b>75</b>

PUNTING	No.	Yds	Avg	Long	In20	TB
TOMASEK, Mitchell	5	239	47.8	62	2	1
<b>Totals...</b>	<b>5</b>	<b>239</b>	<b>47.8</b>	<b>62</b>	<b>2</b>	<b>1</b>





## GAME 8

Eastern Michigan  
Ball State

0	10	0	10	--	20
0	7	9	0	--	16

Oct. 22, 2022 | Scheumann Stadium | Muncie, Ind. | 2:02 p.m. ET | Attendance: 15,698



Team Totals	EMU	BALL
FIRST DOWNS	24	20
Rushing	12	7
Passing	9	8
Penalty	3	5
NET YARDS RUSHING	151	114
Rushing Attempts	46	34
Average Per Rush	3.3	3.4
Rushing Touchdowns	2	0
Yards Gained Rushing	182	144
Yards Lost Rushing	31	30
NET YARDS PASSING	197	178
Completions-Attempts-Int	20-34-0	15-26-2
Average Per Attempt	5.8	6.8
Average Per Completion	9.9	11.9
Passing Touchdowns	0	2
TOTAL OFFENSE YARDS	348	292
Total offense plays	80	60
Average Gain Per Play	4.3	4.9
Fumbles: Number-Lost	2-0	1-1
Penalties: Number-Yards	11-112	5-57
PUNTS-YARDS	4-177	3-126
Average Yards Per Punt	44.2	42.0
Net Yards Per Punt	31.0	42.0
Inside 20	1	2
50+ Yards	1	0
Touchbacks	2	0
Fair catch	0	2
KICKOFFS-YARDS	4-250	4-249
Average Yards Per Kickoff	62.5	62.2
Net Yards Per Kickoff	39.2	42.8
Touchbacks	3	2
Fair Catch Yards	0	0
Punt returns: Number-Yards-TD	0-0-0	2-13-0
Average Per Return	0.0	6.5
Kickoff returns: Number-Yds-TD	2-28-0	1-18-0
Average Per Return	14.0	18.0
Interceptions: Number-Yds-TD	2-34-0	0-0-0
Fumble Returns: Number-Yds-TD	0-0-0	0-0-0
Miscellaneous Yards	0	0
Possession Time	37:09	22:51
1st Quarter	10:08	4:52
2nd Quarter	6:06	8:54
3rd Quarter	8:28	6:32
4th Quarter	12:27	2:33
Third-Down Conversions	10 of 16	6 of 12
Fourth-Down Conversions	1 of 2	0 of 0
Red-Zone Scores-Chances	3-3	3-4
Touchdowns	2-3	2-4
Field Goals	1-3	1-4
Sacks By: Number-Yards	1-8	4-22
PAT Kicks	2-2	1-2
Field Goals	2-2	1-1
Points off turnovers	10	0

## &gt;&gt;TAKING NOTE...

• Austin Smith scored the go-ahead touchdown on a quarterback keeper midway through the fourth quarter after a big interception by Robert Daniel Jr. and Eastern Michigan held on for a 20-16 victory over Ball State on Saturday.

• Smith's game-winning 2-yard run came four plays after Daniel intercepted a John Paddock pass, giving Eastern Michigan a first-and-10 at the Ball State 28-yard line.

• Paddock staked Ball State to a 7-0 lead 4 seconds into the second quarter when he connected with Carson Steele for an 8-yard touchdown.

• The Eagles answered with Bryson Moss' 4-yard scoring run and a career-long 55-yard field goal by freshman Jesus Gomez on the final play of the quarter to grab a 10-7 lead at halftime.

• Ben VonGuten knotted the score at 10 with a 24-yard field goal. Paddock followed with an 18-yard touchdown toss to freshman Brady Hunt, but the Cardinals' lead remained 16-10 heading to the final quarter after VonGuten's point-after kick was blocked.

• Gomez added a 38-yard field goal to pull the Eagles within 16-13 with 11:04 left to play. Smith's winning score came with 7:23 remaining.

• Paddock totaled 178 yards on 15-of-26 passing with two interceptions for Ball State. Steele carried 24 times for 101 yards.

## Eastern Battles Back to Secure 20-16 Road Win at Ball State

The Eagles will play Toledo, Oct. 29, for first place in the MAC West standings

**MUNCIE, Ind. (EMUEagles.com)** – The Eastern Michigan University football team used timely offense and high-caliber defense to earn a 20-16, Mid-American Conference road victory over Ball State University today, Oct. 22, at Scheumann Stadium.

The victory moves Eastern (5-3, 2-2 MAC) ahead of Ball State (4-4, 2-2 MAC) in the MAC West Division. The Eagles now have sole possession of second place via tiebreakers, and could overtake the University of Toledo for first place in the division with a win over the Rockets one week from today, Oct. 29.

The Eagles were led by sophomore quarterback **Austin Smith**, who completed 20-of-34 passes for a career-best 197 yards through the air. The Eastern Michigan defense was incredibly stout, allowing just 16 points (second-best total in 2022) while forcing three turnovers. Senior **Joe Sparacio** paced the team with 15 stops.

## How it Happened

After three consecutive possessions without scores, two by EMU and one by BSU, it was the Cardinals that found the end zone first, with 14:56 left in the second quarter. Down 7-0, Eastern responded, going 76 yards in 10 plays to knot things up at seven apiece.

With just four seconds remaining in the half, it was Eastern Michigan that took advantage. After quick-strike offense allowed the Eagles to move the ball into Ball State territory, sophomore place kicker **Jesús Gómez** drilled a program-record-tying 55-yard field goal as time expired to move EMU in front, 10-7.

Down 16-13 in the fourth quarter, Eastern put together the last scoring drive of the contest. The Green and White used 2:58 to go 28 yards and find the pay dirt on a Smith rushing touchdown. One more defensive stop by the Eagles allowed EMU to secure the 20-16 decision.

## Game Notes

• After two total receptions over EMU's first five games, sophomore tight end **Andreas Paaske** has become a hot target for EMU during its last three contests. The second-year Eagle has a reception in each contest dating back to Eastern's game at Western Michigan University, Oct. 8, the first stretch of consecutive games with a catch in his career.

• Paaske finished the game with a career-best two receptions for 24 total yards, including 17 after the catch.

• The Eastern Michigan defense was stout to start the game against the Cardinals, forcing Ball State to punt on its first possession of the game. EMU has now stopped its opponent on the first drive of contests in six of its eight contests this season, forcing five punts and corraling one interception during those occurrences. Additionally, five of the six have been three-and-outs. Only the University at Buffalo, Sept. 24, and the University of Massachusetts, Oct. 1, have scored on their respective first drives.

• Eastern Michigan kept the Ball State offense off the scoreboard for the entirety of the first quarter. It marks the fifth time this season that EMU has held an opponent scoreless in the first 15 minutes of play, and the first time since the Eagles did so against Western Michigan University, Oct. 8. Last season, EMU only held opponents off the board in the first quarter three times in 13 games.

• After a season-low 2-of-13 on third-down conversions a week ago, against Northern Illinois University, Oct. 22, EMU needed just three third-down attempts to match that total number against the Cardinals. The Green and White converted two of its first three third-down tries to begin the game.

• Sophomore running back **Bryson Moss** had a drive to remember during Eastern's first possession of the second quarter. After a career-long eight-yard rush to help get the team close the red zone, it was Moss who was handed the rock on the Ball State four-yard line with just under 11 minutes on the clock. After dodging a defender, Moss found the pay dirt. The score helped EMU tie the game, 7-7, and also goes down as Moss' first collegiate touchdown.

• Junior defensive lineman **Mikah Coleman** put forth a career-best effort in his first career start against Ball State. In addition to recording his first career sack, an eight-yard stop, in the second quarter, he finished with \_ total tackles, also a career-best. Prior to today's game, Coleman had four total tackles in 11 career games, including a previous personal best two stops against Buffalo, Sept. 24.

• Sparacio was outstanding for Eastern Michigan. The first-year Eagle had a career-best day in tackles, finishing with a team-high 15 (3 solo, 12 assist). Prior to today's game, his previous career-best (including his three-year stint as Boston College University) was nine, set last week against NIU, Oct. 15. Sparacio also added his first career fumble recovery with 5:10 left in the second quarter and NIU inside the EMU 35-yard line. It was the team's first fumble recovery since Oct. 8 at WMU.

• Sophomore defensive back **Quentavious Scandrett** recorded his first career interception with 0:34 remaining in the first half. It was the third interception of the season for Eastern Michigan, its first since recording one against the University of Massachusetts, Oct. 1.

• Senior **Hassan Beydoun** was electric for the EMU offense in today's game. Beydoun led EMU with a season-high 10 receptions for 85 yards. It is the most receptions for Beydoun since he hauled in 11 in a game against Liberty University, Dec. 18, 2021 in the LendingTree Bowl. Beydoun now has five career games with 10+ catches.

• Gomez hit another personal milestone in today's game against Ball State. He drilled a career-long 55-yard field goal as time expired to give EMU a 10-7 advantage at the end of the first half. The kick ties the program record and is the longest for EMU since **Chad Ryland** hit from the same spot in the team's game against Ohio University, Nov. 9, 2021.

• Junior **Sterling Miles** made a special teams mark yet again, this time against BSU. The first-year Eagle busted through to block his second PAT attempt of the season in the third quarter against the Cardinals. His previous block came against Buffalo, Sept. 24. He has the only two PAT blocks for the team this season, and two of the three during the **Chris Creighton** era (2014-Pres.).

• Senior defensive back **Robert Daniel Jr.** made one of the biggest plays of the game when he intercepted a Ball State pass with just over 10 minutes remaining in the fourth quarter. The play was the second interception of his career, the first when he picked off a pass at Central Michigan University, Nov. 26, 2021.

• The EMU defense forced two interceptions in today's contest. It was the first multi-pick day for the Green and White since Nov. 19, 2019 at Northern Illinois. The Eagles forced three Huskie interceptions in that game.

• A. Smith threw for a career-high 197 yards on 20-of-34 passing. The 20 completions are also a new personal standard for the EMU signal caller. His previous best total in terms of pass yardage was 190 yards, which came against Buffalo, Sept. 24.

• Junior running back **Darius Boone Jr.** finished with a season-high 43 rushing yards against Ball State, the most of any non-EMU quarterback in the game. It is the most yards on the ground for Boone since he went for 51 against Liberty, Dec. 18, 2021.

## &gt;&gt;Scoring Summary

Qtr	Time	Team	Scoring Play	Plays	TOP	Score
2nd	14:56	BSU	STEELE, Carson 8 yd pass from PADDOCK, J. (VONGUNTEN kick)	7-75	1:57	0-7
2nd	10:56	EMU	MOSS, Bryson 4 yd rush (GOMEZ, Jesus)	10-76	3:54	7-7
2nd	00:00	EMU	GOMEZ, Jesus 55 yd field goal	4-18	0:19	10-7
3rd	10:14	BSU	VONGUNTEN 24 yd field goal	12-65	4:41	10-10
3rd	04:09	BSU	HUNT 18 yd pass from PADDOCK, J. (VONGUNTEN kick blocked)	5-60	1:46	10-16
4th	11:04	EMU	GOMEZ, Jesus 38 yd field goal	13-70	8:05	13-16
4th	07:23	EMU	SMITH, Austin 2 yd rush GOMEZ, Jesus kick	8-28	2:58	20-16

## EASTERN MICHIGAN

RUSHING	No.	Net	TD	Lg	Avg.
SMITH, Austin	19	52	1	20	2.7
BOONE, Darius	11	43	0	8	3.9
JACKSON, Jaylon	7	29	0	8	4.1
KNUE, Tanner	2	16	0	11	8.0
MOSS, Bryson	4	14	1	8	3.5
JACKSON-ANDERSON, E.	1	1	0	1	1.0
TEAM	2	-4	0	0	-2.0
<b>Totals...</b>	<b>46</b>	<b>151</b>	<b>2</b>	<b>20</b>	<b>3.3</b>

PASSING	Cmp	Att	Int	Yds	TD	Long
SMITH, Austin	20	33	0	197	0	27
TEAM	0	1	0	0	0	0
<b>Totals...</b>	<b>20</b>	<b>34</b>	<b>0</b>	<b>197</b>	<b>0</b>	<b>27</b>

RECEIVING	No.	Yds	TD	Lg
BEYDOUN, Hassan	10	85	0	19
OAKES, Gunnar	3	44	0	27
KNUE, Tanner	3	25	0	13
PAASKE, Andreas	2	24	0	19
DRUMMOND, Dylan	1	12	0	12
JACKSON, Jaylon	1	7	0	7
<b>Totals...</b>	<b>20</b>	<b>197</b>	<b>0</b>	<b>27</b>

PUNTING	No.	Yds	Avg	Long	In20	TB
TOMASEK, Mitchell	4	177	44.2	63	1	2
<b>Totals...</b>	<b>4</b>	<b>177</b>	<b>44.2</b>	<b>63</b>	<b>1</b>	<b>2</b>

## BALL STATE

RUSHING	No.	Net	TD	Lg	Avg.
STEELE, Carson	24	101	0	13	4.2
PEMBERTON, Vaug	0	39	0	11	5.6
JONES, Will	1	3	0	3	3.0
PADDOCK, John	1	-8	0	0	-8.0
TEAM	1	-21	0	0	-21.0
<b>Totals...</b>	<b>34</b>	<b>114</b>	<b>0</b>	<b>13</b>	<b>3.4</b>

PASSING	Cmp	Att	Int	Yds	TD	Long
PADDOCK, John	15	26	2	178	2	32
<b>Totals...</b>	<b>15</b>	<b>26</b>	<b>2</b>	<b>178</b>	<b>2</b>	<b>32</b>

RECEIVING	No.	Yds	TD	Lg
JACKSON, Jayshe	4	66	0	32
STEELE, Carson	4	57	1	29
HUNT, Brady	3	28	1	18
ABDUR-RAHMAN, A	1	13	0	13
JONES, Will	1	6	0	6
LEZON, Ryan	1	5	0	5
BLANCO, Jack	1	3	0	3
<b>Totals...</b>	<b>15</b>	<b>178</b>	<b>2</b>	<b>32</b>

PUNTING	No.	Yds	Avg	Long	In20	TB
BORROW, Lucas	3	126	42.0	47	2	0
<b>Totals...</b>	<b>3</b>	<b>126</b>	<b>42.0</b>	<b>47</b>	<b>2</b>	<b>0</b>





## GAME 9

Toledo	0	10	7	10	--	27
Eastern Michigan	7	10	7	0	--	24

Oct. 29, 2022 | Rynearson Stadium | Ypsilanti, Mich. | 12:07 p.m. ET | Attendance: 14,270



Team Totals	TOL	EMU
FIRST DOWNS	19	17
Rushing	7	9
Passing	9	5
Penalty	3	3
NET YARDS RUSHING	136	118
Rushing Attempts	35	45
Average Per Rush	3.9	2.6
Rushing Touchdowns	0	3
Yards Gained Rushing	155	152
Yards Lost Rushing	19	34
NET YARDS PASSING	238	99
Completions-Attempts-Int	15-27-0	13-24-1
Average Per Attempt	8.8	4.1
Average Per Completion	15.9	7.6
Passing Touchdowns	3	0
TOTAL OFFENSE YARDS	374	217
Total offense plays	62	69
Average Gain Per Play	6.0	3.1
Fumbles: Number-Lost	3-2	0-0
Penalties: Number-Yards	10-105	8-72
PUNTS-YARDS	3-91	6-240
Average Yards Per Punt	30.3	40.0
Net Yards Per Punt	30.3	36.7
Inside 20	1	2
50+ Yards	0	0
Touchbacks	0	0
Fair catch	2	0
KICKOFFS-YARDS	6-369	5-303
Average Yards Per Kickoff	61.5	60.6
Net Yards Per Kickoff	37.5	41.4
Touchbacks	2	3
Fair Catch Yards	0	0
Punt returns: Number-Yards-TD	4-20-0	0-0-0
Average Per Return	5.0	0.0
Kickoff returns: Number-Yds-TD	1-21-0	4-94-0
Average Per Return	21.0	23.5
Interceptions: Number-Yds-TD	1-0-0	0-0-0
Fumble Returns: Number-Yds-TD	0-0-0	0-0-0
Miscellaneous Yards	0	0
Possession Time	23:53	36:07
1st Quarter	4:45	10:15
2nd Quarter	2:19	12:41
3rd Quarter	8:42	6:18
4th Quarter	8:07	6:53
Third-Down Conversions	5 of 12	7 of 16
Fourth-Down Conversions	1 of 2	1 of 2
Red-Zone Scores-Chances	4-4	4-4
Touchdowns	2-4	3-4
Field goals	2-4	1-4
Sacks By: Number-Yards	3-25	1-7
PAT Kicks	3-3	3-3
Field Goals	2-2	1-1
Points off turnovers	0	7

## &gt;&gt;TAKING NOTE...

• With 23 career touchdowns at EMU, Evans now ties Bob Foster (1986-88) for seventh most in program history and is one away from tying Shaq Vann (2015-19) for sixth on the charts.

• Tucker Gleason threw for three touchdowns and his short toss to Lenny Kuhl with just over two minutes left gave Toledo its first lead in a 27-24 come-from-behind win over Eastern Michigan Saturday.

• The MAC West division leaders, Toledo tied the game twice on Gleason touchdown passes, but Eastern Michigan held a 24-17 lead to start the fourth quarter on Samson Evans' third rushing touchdown of the game.

• Gleason was 15-of-27 for 238 yards, throwing 14 yards to Mikel Barkley to tie the game at 10-10 and 35 yards to Jerjuan Newton to knot it at 17-17 before driving the Rockets 74 yards in 12 plays to score the game-winning touchdown. Devin Maddox caught three passes for 80 yards and Barkley caught six for 79.

• Evans carried 24 times for 88 yards to lead Eastern Michigan. The Eagles were held to just 217 yards of offense.

## Eastern Drops Heartbreaker to Toledo, 27-24

Evans scores three rushing touchdowns to pace Eastern

YPSILANTI, Mich. (EMUEagles.com) –The Eastern Michigan University football team fell in heartbreaking fashion to the University of Toledo, 27-24, Saturday afternoon, Oct. 29, inside "The Factory" at Rynearson Stadium. The Rockets improved to 6-3 on the year and 4-1 in Mid-American Conference play, while the Eagles fell to 5-4 overall and 2-3 in conference matchups.

Senior running back **Samson Evans** led Eastern with three touchdowns and 88 yards rushing in the contest while junior running back **Jaylon Jackson** also added 21 yards on the ground, averaging 4.2 yards per carry.

The most prolific target for Eastern Michigan quarterbacks was graduate student **Tanner Knue**, who caught three passes for 39 yards.

Graduate student **Jose Ramirez** led the Eastern Michigan defensive effort, recording a season-high nine tackles, 2.0 TFL, one sack, one forced fumble, and one recovered fumble. Ramirez, who now has 8.0 sacks on the season, remained one of the nation's leaders in the category, maintaining his average of 1.0 sack per game in 2022.

The Eagles won the turnover battle in Saturday's game, forcing two turnovers while only giving away the ball once. The Eastern Michigan offense did a good job extending drives, converting on 43.8 percent of third-down attempts. The Green and White's defense held up fairly well against the run, limiting Toledo to 136 yards on the ground.

## How It Happened

Eastern Michigan got on the scoreboard first, jumping out to a 7-0 lead with 3:35 remaining in the first quarter. The Rockets then cut into the Eagles' lead, making it a 7-3 game before EMU added another score to build the advantage to 10-3.

After Toledo evened the game at 10-10, Eastern Michigan got on the scoreboard once again late in the first half. With 0:30 left in the second quarter, a one-yard touchdown rush from Evans put the Eagles back in front, 17-10. The Rockets came back to even the game at 17-17 until the Green and White answered back with an 11-yard touchdown run from Evans to retake the lead at 24-17. Eastern Michigan didn't score again in the game and Toledo tacked on 10 more points to finish off the scoring, including a touchdown with 2:09 to play to take the lead for the final time.

## Game Notes

• Evans scored three touchdowns for the Eagles. His first, which opened the scoring for the Green and White with 3:35 left in the first quarter, marked the second game of the 2022 campaign in which he was the first player to score for EMU. His three TDs brought the Illinois-native to first in the MAC standings with nine touchdowns. Additionally, today's competition was Evans' second game this season with at least three TD's (Western Michigan) and fourth with at least one (Eastern Kentucky, Arizona State, Western Michigan, Toledo).

• Eastern Michigan recorded two fumble recoveries in the second quarter, one by junior **Corry Thomas**, the first of his career, and another by Ramirez, the sixth of his career, on Toledo's five-yard line. The statistic marks the first game this season the Eagles have recovered multiple fumble recoveries and third time this season where the Green and White have recorded at least one (Ball State, Arizona State, Eastern Kentucky).

• Ramirez finished the day with a team-leading nine tackles, 2.0 tackles for loss (eight yards), 1.0 sacks (six yards), one pass breakup and two quarterback hurries. With his sack, Ramirez now has 16.5 sacks in his career, which moved him up to seventh all-time in program history, moving past Jeremiah Harris (2014-18), who totaled 16.0 in his career. Additionally, the 2.0 TFLs Ramirez recorded against the Rockets moved him up to 27.0 TFLs in his career, tying him with Josh Hunt (2005-08) for eighth in program history.

• The Eagles' touchdown in the first quarter marks the fourth contest of the season the Green and White have scored before its opponent, the previous three coming against Sun Belt Conference member Louisiana, PAC-12 member Arizona State, and intrastate MAC rival Western Michigan.

• This afternoon's competition was the fourth time this season EMU has scored at least 17 points by halftime (Arizona State, Buffalo, Western Michigan). Eastern is now 2-2 in those games in 2022.

• Graduate student wide receiver **Dylan Drummond** completed a career-long pass to Knue for 23 yards to set the Eagles up on the Toledo 25 yard line in the third quarter. Last season, the Cleveland-native threw for one TD against Texas State Sept. 25, 2021, the first passing attempt of his career.

• Eastern Michigan kept the Toledo offense off the scoreboard for the entirety of the first quarter. It marks the sixth time this season that EMU has held an opponent scoreless in the first 15 minutes of play with the most recent coming in the 20-16 victory at Ball State, Oct. 22. Last season, EMU only held opponents off the board in the first quarter three times in 13 games.

• A common goal in Head Coach Chris Creighton's program, Eastern has won or tied (29 wins, 7 ties) the turnover battle in 36 of its last 39 victories under Creighton. Despite the loss, the trend held this afternoon, Oct. 29, as Eastern forced two turnovers against the Rockets.

• The Eagles were once again perfect in the red zone, going 4-for-4 and scoring all of their points inside the Rockets' 20. For the season, the Eagles are now 32-of-33 in red zone appearances.

• Through eight games in 2022, Evans currently ranks 21st in the nation with 722 rushing yards. He is fourth in the MAC and 31st in the country with a 90.3 rushing yards per game average. Additionally, Evans ranks seventh in the MAC in all-purpose yards, where he has averaged 100.6 per game in 2022.

## &gt;&gt;Scoring Summary

Qtr	Time	Team	Scoring Play	Plays	TOP	Score
1st	03:35	EMU	EVANS, Samson 3 yd run (GOMEZ, Jesus kick)	11-61	6:12	0-7
2nd	14:57	TOL	PAWLAK, Luke 27 yd field goal	8-56	3:38	3-7
2nd	07:51	EMU	GOMEZ, Jesus 34 yd field goal	11-54	7:00	3-10
2nd	06:12	TOL	BARKLEY,Mikel 14 yd pass from GLEASON,Tucker (PAWLAK,Luke kick)	5-75	1:39	10-10
2nd	00:30	EMU	EVANS, Samson 1 yd run (GOMEZ, Jesus kick)	3-5	1:14	10-17
3rd	11:43	TOL	NEWTON,Jerjuan 35 yd pass from GLEASON,Tucker (PAWLAK,Luke kick)	7-75	3:17	17-17
3rd	03:17	EMU	EVANS, Samson 11 yd run (GOMEZ, Jesus kick)	10-65	4:38	17-24
4th	13:07	TOL	PAWLAK,Luke 44 yd field goal	11-52	4:35	20-24
4th	02:09	TOL	KUHL,Lenny 1 yd pass from GLEASON,Tucker (PAWLAK,Luke kick)	12-74	4:39	27-24

## TOLEDO

RUSHING	No.	Net	TD	Lg	Avg.
STUART,Jacquez	11	60	0	13	5.5
BOONE,Perly	15	48	0	12	3.2
GLEASON,Tucker	7	33	0	21	4.7
KELLY,Micah	1	0	0	0	0.0
TEAM	1	-5	0	0	-5.0
<b>TOTALS...</b>	<b>35</b>	<b>136</b>	<b>0</b>	<b>21</b>	<b>3.9</b>

PASSING	Cmp-Att-Int	Yds	TD	Long
GLEASON,Tucker	15-27-0	238	3	36
<b>TOTALS...</b>	<b>15-27-0</b>	<b>238</b>	<b>3</b>	<b>36</b>

RECEIVING	No.	Yds	TD	Lg
BARKLEY,Mikel	6	79	1	19
MADDOX,Devin	3	80	0	36
BOONE,Perly	2	18	0	16
NEWTON,Jerjuan	1	35	1	35
TURNER,Jamal	1	23	0	23
STUART,Jacquez	1	2	0	2
KUHL,Lenny	1	1	1	1
<b>TOTALS...</b>	<b>15</b>	<b>238</b>	<b>3</b>	<b>36</b>

PUNTING	No.	Yds	Avg	Long	In20	TB
BATZKE,Jonathan	2	72	36.0	37	0	0
PAWLAK,Luke	1	19	19.0	19	1	0
<b>TOTALS...</b>	<b>3</b>	<b>91</b>	<b>30.3</b>	<b>37</b>	<b>1</b>	<b>0</b>

## EASTERN MICHIGAN

RUSHING	No.	Net	TD	Lg	Avg.
EVANS, Samson	24	88	3	11	3.7
JACKSON, Jaylon	5	21	0	9	4.2
SMITH,Austin	5	20	0	17	4.0
BOONE, Darius	2	9	0	7	4.5
BEYDOUN, Hassan	3	1	0	2	0.3
POWELL,Taylor	6	-21	0	2	-3.5
<b>TOTALS...</b>	<b>45</b>	<b>118</b>	<b>3</b>	<b>17</b>	<b>2.6</b>

PASSING	Cmp-Att-Int	Yds	TD	Long
POWELL, Taylor	9-17-1	61	0	19
SMITH,Austin	3-6-0	15	0	11
DRUMMOND, Dylan	1-1-0	23	0	23
<b>TOTALS...</b>	<b>13-24-1</b>	<b>99</b>	<b>0</b>	<b>23</b>

RECEIVING	No.	Yds	TD	Lg
BEYDOUN, Hassan	5	35	0	19
KNUE, Tanner	3	39	0	23
LASSITER, Darius	2	13	0	13
EVANS, Samson	1	8	0	8
OAKES, Gunnar	1	5	0	5
JACKSON, Jaylon	1	-1	0	0
<b>TOTALS...</b>	<b>13</b>	<b>99</b>	<b>0</b>	<b>23</b>

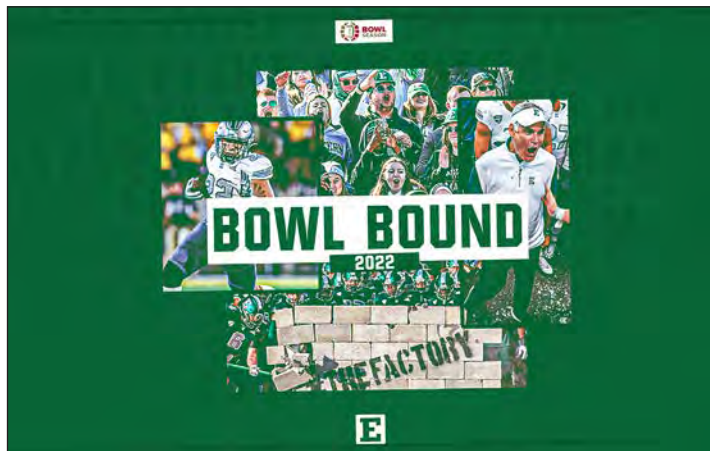
PUNTING	No.	Yds	Avg	Long	In20	TB
TOMASEK, Mitchell	6	240	40.0	49	2	0
<b>TOTALS...</b>	<b>6</b>	<b>240</b>	<b>40.0</b>	<b>49</b>	<b>2</b>	<b>0</b>



## GAME 10

Eastern Michigan	10	14	7	3	--	34
Akron	7	7	0	14	--	28

Nov. 8, 2022 | InfoCision Stadium | Akron, Ohio | 7:02 p.m. ET | Attendance: 12,589



Team Totals	EMU	AKR
FIRST DOWNS	20	24
Rushing	9	10
Passing	9	9
Penalty	2	5
NET YARDS RUSHING	155	163
Rushing Attempts	37	35
Average Per Rush	4.2	4.7
Rushing Touchdowns	2	3
Yards Gained Rushing	186	190
Yards Lost Rushing	31	27
NET YARDS PASSING	190	223
Completions-Attempts-Int	16-28-1	18-34-3
Average Per Attempt	6.8	6.6
Average Per Completion	11.9	12.4
Passing Touchdowns	2	1
TOTAL OFFENSE YARDS	345	386
Total offense plays	65	69
Average Gain Per Play	5.3	5.6
Fumbles: Number-Lost	0-0	1-0
Penalties: Number-Yards	11-87	8-97
PUNTS-YARDS	4-180	2-86
Average Yards Per Punt	45.0	43.0
Net Yards Per Punt	39.5	43.0
Inside 20	1	0
50+ Yards	1	0
Touchbacks	0	0
Fair catch	0	2
KICKOFFS-YARDS	7-400	5-273
Average Yards Per Kickoff	57.1	54.6
Net Yards Per Kickoff	37.7	36.4
Touchbacks	1	0
Fair Catch Yards	10	0
Punt returns: Number-Yards-TD	0-0-0	3-22-0
Average Per Return	0.0	7.3
Kickoff returns: Number-Yds-TD	5-91-0	5-111-0
Average Per Return	18.2	22.2
Interceptions: Number-Yds-TD	3-22-0	1-5-0
Fumble Returns: Number-Yds-TD	0-0-0	0-0-0
Miscellaneous Yards	0	0
Possession Time	30:55	29:05
1st Quarter	9:43	5:17
2nd Quarter	3:49	11:11
3rd Quarter	6:38	8:22
4th Quarter	10:45	4:15
Third-Down Conversions	7 of 14	3 of 11
Fourth-Down Conversions	0 of 0	1 of 3
Red-Zone Scores-Chances	3-3	3-3
Touchdowns	2-3	3-3
Field goals	1-3	0-3
Sacks By: Number-Yards	2-19	2-17
PAT Kicks	4-4	4-4
Field Goals	2-2	0-1
Points off turnovers	14	0

## &gt;&gt;TAKING NOTE...

• With its win over Akron, Eastern Michigan is bowl eligible for the fifth time in the previous six full seasons, and just the sixth time in program history. The win also gives EMU bowl eligibility in four consecutive seasons for the first time in program history (excluding COVID-shortened 2020 season).

• EMU is 13-11 in the month of November since 2016. In the six seasons prior, Eastern combined for a total of 15 wins. Furthermore, if you exclude 2020's COVID-shortened season when the schedule began in November, EMU's winning percentage jumps to .650 (13-7).

• Tonight's victory marks the programs third consecutive over Akron. The Eagles have not won three-or-more consecutive games against the Zips since the 1994-1997 seasons, respectively, when they tabbed four victories in a row over Akron. The three-game win streak is the second-best for Eastern Michigan in the 34-game series history between the two institutions.

• Evans' two touchdowns in tonight's contests moves his career total to 25. He is now tied with Kerry Keating (1954-57) for the fifth-most scores in program history. Evans would move into the No. 1 spot with 32 touchdowns. Eastern legend Gary Patton (1984-87) currently holds the top spot, with 31.

• EMU has forced multiple interceptions in two games this season (at Ball State, Oct. 22; at Akron, Nov. 8). EMU has not recorded multiple games with multiple interceptions in a season since the 2019 campaign.

## Eastern Earns Sixth Win With 34-28 Triumph at Akron

EMU is bowl eligible for the sixth time, fifth since 2016

AKRON, Ohio (EMUEagles.com) – The Eastern Michigan University football team used an impressive defensive performance, highlighted by a season-high three interceptions, en route to a 34-28 victory over the University of Akron tonight, Nov. 8, inside InfoCision Stadium.

The win is Eastern's (6-4, 3-3 MAC) sixth of the season and officially qualifies the Green and White for postseason play. It marks the sixth time in program history, and the fifth under ninth-year Head Coach Chris Creighton, that the team has qualified to play in a bowl game. Moreover, it marks bowl eligibility for the fourth consecutive year (excluding the COVID-19, 2020 season), which is a program record.

Sophomore quarterback **Austin Smith** led Eastern Michigan's passing attack with 190 yards through the air, tossing two touchdowns and one interception. Elsewhere, junior defensive back **Kempton Shine** showed out for the Eastern Michigan defense, recording one interception. EMU won the turnover battle in Tuesday's game, forcing three turnovers giving the ball away once, with Eastern Michigan turning those takeaways into 14 points. The Eastern Michigan offense did a good job prolonging drives, converting on 50 percent of third-down attempts.

## How It Happened

Eastern Michigan got on the scoreboard first and opened up a 3-0 lead on the game's first drive. Akron responded and went ahead 7-3 before the EMU scored again on a 40-yard touchdown reception from Smith to Drummond to jump back in front 10-7.

Eastern Michigan continued to increase its advantage, scoring again with 14:21 left in the second quarter to go up 17-7. The EMU continued to extend their advantage after Akron closed the gap to 17-14, scoring again to go up 24-14.

Eastern Michigan continued to increase its advantage, scoring again with 15:00 remaining in the third quarter to go ahead 31-14. Akron then rallied, tallying 14 points before the EMU responded with a field goal to extend their lead to 34-28. Neither team scored again in the game.

## Game Notes

• Eastern Michigan's offense was hot to start the game against Akron. The Green and White put together a 14-play, 70-yard drive that finished with a field goal to put the Eagles ahead, 3-0. It was the fifth opening-drive score of the season for Eastern, its first time since it went 75 yards for a TD at Western Michigan University, Oct. 8. EMU has three touchdowns and two field goals in those game-opening scoring drives. • Eastern Michigan's 14-play game-opening drive goes down as the team's longest of the 2022 campaign, in terms of number of plays. Eastern's previous long was 13 plays, which it had mustered four different times heading into the contest, most recently at Ball State University, Oct. 22. • After failing to bring in a reception for the first time in 36 games against the University of Toledo, Oct. 29, senior **Dylan Drummond** got right back to work against the Zips. The Buckeye State native hauled in a 40-yard touchdown pass, his second-longest reception of the season, on EMU's second drive. The play was good for Drummond's second touchdown of the season, his first since EMU's game at WMU, Oct. 8. • Drummond finished the game with a season-best five receptions for 90 yards. It was Drummond's first game with five or more receptions since Dec. 18, 2021, when he hauled in six catches against Liberty University in the LendingTree Bowl. Drummond now has 15 games with five-plus receptions in his EMU career, the second-most of any Eagle on the roster, just behind fellow upperclassman **Hassan Beydoun**, with 18. • Shine added another "first" to his list of career accomplishments at Eastern Michigan in the second quarter against Akron when he stepped in front of a Zip pass to collect his first collegiate interception. Shine had 13 pass break ups in four seasons with Eastern before recording the pick in tonight's contest.

• The Eastern Michigan defense has been much improved in forcing turnovers as of late. After forcing just five takeaways in the first seven games of the season, the Green and White have now forced seven opponent turnovers in its last three contests.

• Senior running back **Samson Evans**' touchdown in the second quarter was his team-best 10th of the season for the Green and White. The Eagles needed just one play before the Crystal Lake, Ill. native found the pay dirt, officially the shortest scoring drive for the Green and White this season. EMU had one other previous one-play drive, but it was ended by an Eagle turnover, against the University at Buffalo, Sept. 24.

• Senior linebacker **Chase Kline** notched his first sack as an Eagle when he hauled down Akron's Jeff Undercuffler for a 10-yard loss with just over two minutes remaining in the first half. Kline, who entered the game as Eastern's second-leading tackler (60 total), had not recorded a collegiate sack since the 2019 season, when he earned one in a game against Western Michigan while a member of the Michigan State University football team, Sept. 7. Kline now has 2.5 collegiate sacks.

• Defensive coordinator **Neal Neathery** continues to prove that his halftime adjustments are spot-on, as the EMU defense held an opponent scoreless in the third quarter yet again when it blanketed Akron in the third quarter, Nov. 8.

The third-quarter shutout marks the 16th time in Eastern's last 52 contests (31%) that its opponent has failed to score in the first quarter out of the break. Eastern has emerged victorious in nine of the 16 games in which it has held opponents scoreless in the third quarter during that stretch, with one loss coming in overtime.

The third-quarter shutout against ASU was the team's first since Sept. 17, 2022, against Arizona State University.

• The EMU defense came up big in the third quarter of tonight's game at Akron. The highlight of the frame came with 2:30 remaining in the quarter when sophomore defensive back **Joshua Scott** nabbed his first career interception. The pick was the second of the game for Eastern. It marks the second multiple interception game of the season for Eastern, the first since it grabbed three opponent passes at Ball State University, Oct. 22. Prior to the 2022 season, EMU had not recorded multiple interceptions in a game since Nov. 19, 2019 against Northern Illinois University.

Evans has scored multiple touchdowns in back-to-back weeks for the first time since the 2021 season, when he notched two scores at the University of Toledo, Nov. 2, and another pair against Ohio University, Nov. 9.

• Senior **Joe Sparacio** helped seal the game for the EMU defense with his interception late in the fourth quarter. The third of the night for the Green and White, it goes down as the first for Sparacio in his EMU career. He now has two in his collegiate career, with his last coming against Virginia Tech University, Aug. 31, 2019, while playing for Boston College.

• Smith finished the game 16-of-28 with two touchdowns through the air. The two passing touchdowns matches his career high, which he previously set against the University of Massachusetts, Oct. 1.

## &gt;&gt;Scoring Summary

Qtr	Time	Team	Scoring Play	Plays	TOP	Score
1st	07:54	EMU	GOMEZ, Jesus 24 yd field goal	13-70	7:00	3-0
1st	04:30	AKR	ADAMS, Alex 10 yd pass from IRONS, DJ (SMIGEL, Cory kick)	9-77	3:18	3-7
1st	02:12	EMU	DRUMMOND, Dylan 40 yd pass from Smith, Austin (GOMEZ, Jesus kick)	5-70	2:13	10-7
2nd	14:21	EMU	EVANS, Samson 9 yd run (GOMEZ, Jesus kick)	1-9	0:07	17-7
2nd	06:29	AKR	WILEY, Cam 1 yd run (SMIGEL, Cory kick)	17-71	7:45	17-14
2nd	00:38	EMU	KNUE, Tanner 10 yd pass from Smith, Austin (GOMEZ, Jesus kick)	8-79	1:31	24-14
3rd	01:30	EMU	EVANS, Samson 23 yd run (GOMEZ, Jesus kick)	3-21	1:00	31-14
4th	14:55	AKR	WILEY, Cam 11 yd run (SMIGEL, Cory kick)	4-75	1:29	31-21
4th	12:55	AKR	WILEY, Cam 55 yd run (SMIGEL, Cory kick)	1-55	0:11	31-28
4th	08:02	EMU	GOMEZ, Jesus 43 yd field goal	10-39	4:44	34-28

## EASTERN MICHIGAN

RUSHING	No.	Net	TD	Lg	Avg.
EVANS, Samson	24	133	2	23	5.5
Smith, Austin	5	18	0	24	3.6
BOONE, Darius	2	5	0	3	2.5
BEYDOUN, Hassan	1	3	0	3	3.0
JACKSON, Jaylon	3	-1	0	3	-0.3
TEAM	2	-3	0	0	-1.5
<b>Totals...</b>	<b>37</b>	<b>155</b>	<b>2</b>	<b>24</b>	<b>4.2</b>

PASSING	Cmp-Att-Int	Yds	TD	Long
SMITH, Austin	216-28-1	190	2	40
<b>Totals...</b>	<b>16-28-1</b>	<b>190</b>	<b>2</b>	<b>40</b>

RECEIVING	No.	Yds	TD	Lg
DRUMMOND, Dylan	5	90	1	40
KNUE, Tanner	3	41	1	16
BEYDOUN, Hassan	3	19	0	10
LASSITER, Darius	2	25	0	18
BOONE, Darius	1	7	0	7
GETZINGER, Jere	1	5	0	5
EVANS, Samson	1	3	0	3
<b>Totals...</b>	<b>16</b>	<b>190</b>	<b>2</b>	<b>40</b>

PUNTING	No.	Yds	Avg	Long	In20	TB
TOMASEK, Mitchel	4	180	45.0	52	1	0
<b>Totals...</b>	<b>4</b>	<b>180</b>	<b>45.0</b>	<b>52</b>	<b>1</b>	<b>0</b>

## AKRON

RUSHING	No.	Net	TD	Lg	Avg.
WILEY, Cam	18	144	3	55	8.0
IRONS, DJ	9	32	0	8	3.6
PRICE III, Clyde	4	2	0	4	0.5
UNDERCUFFLER	4	15	0	2	-3.8
<b>Totals...</b>	<b>35</b>	<b>163</b>	<b>3</b>	<b>55</b>	<b>4.7</b>

PASSING	Cmp-Att-Int	Yds	TD	Long
UNDERCUFFLER	8-18-2	133	0	54
IRONS, DJ	10-16-1	90	1	20
<b>Totals...</b>	<b>18-34-3</b>	<b>223</b>	<b>1</b>	<b>54</b>

RECEIVING	No.	Yds	TD	Lg
ADAMS, Alex	6	102	1	54
GEORGE, Daniel	4	57	0	20
WILEY, Cam	4	34	0	14
JACQUES-LOUIS	4	30	0	11
<b>Totals...</b>	<b>18</b>	<b>223</b>	<b>1</b>	<b>54</b>

PUNTING	No.	Yds	Avg	Long	In20	TB
GETTMAN, Noah	2	86	43.0	44	0	0
<b>Totals...</b>	<b>2</b>	<b>86</b>	<b>43.0</b>	<b>44</b>	<b>0</b>	<b>0</b>





## GAME 11

Eastern Michigan	7	0	10	14	--	31
Akron	7	10	0	7	--	24

Nov. 15, 2022 | Dix Stadium | Kent, Ohio | 6:05 p.m. ET | Attendance: 3,998



Team Totals	EMU	KSU
FIRST DOWNS	25	17
Rushing	7	7
Passing	16	9
Penalty	2	1
NET YARDS RUSHING	144	116
Rushing Attempts	44	33
Average Per Rush	3.3	3.5
Rushing Touchdowns	1	2
Yards Gained Rushing	156	147
Yards Lost Rushing	12	31
NET YARDS PASSING	315	241
Completions-Attempts-Int	30-40-0	13-31-0
Average Per Attempt	7.9	7.8
Average Per Completion	10.5	18.5
Passing Touchdowns	3	1
TOTAL OFFENSE YARDS	459	357
Total offense plays	84	64
Average Gain Per Play	5.5	5.6
Fumbles: Number-Lost	0-0	1-1
Penalties: Number-Yards	5-39	11-105
PUNTS-YARDS	5-178	8-334
Average Yards Per Punt	35.6	41.8
Net Yards Per Punt	36.0	40.4
Inside 20	1	2
50+ Yards	1	1
Touchbacks	0	0
Fair catch	2	4
KICKOFFS-YARDS	6-341	5-235
Average Yards Per Kickoff	56.8	47.0
Net Yards Per Kickoff	35.3	32.8
Touchbacks	3	2
Fair Catch Yards	0	0
Punt returns: Number-Yards-TD	2-11-0	0--2-0
Average Per Return	5.5	0.0
Kickoff returns: Number-Yds-TD	3-21-0	3-54-0
Average Per Return	7.0	18.0
Interceptions: Number-Yds-TD	0-0-0	0-0-0
Fumble Returns: Number-Yds-TD	0-0-0	0-0-0
Miscellaneous Yards	0	0
Possession Time	39:19	20:41
1st Quarter	9:49	5:11
2nd Quarter	9:13	5:47
3rd Quarter	9:20	5:40
4th Quarter	10:57	4:03
Third-Down Conversions	5 of 16	5 of 15
Fourth-Down Conversions	3 of 5	1 of 1
Red-Zone Scores-Chances	4-5	3-3
Touchdowns	3-5	2-3
Field goals	1-5	1-3
Sacks By: Number-Yards	2-17	0-0
PAT Kicks	4-4	3-3
Field Goals	1-1	1-1
Points off turnovers	0	0

## &gt;&gt;TAKING NOTE...

• The Eastern Michigan defense forced a three-and-out to begin both the first and second half of tonight's contest. It is the fifth time under Creighton the defense has forced its opponent to go three-and-out on their first possession of each half. The Eagles last did it in their game at Western Michigan, Oct. 8. Prior to the 2022 campaign, the most recent occurrence was Nov. 3, 2018, at home against Central Michigan University.

• EMU has been outstanding when playing on the road this season. The Green and White will finish the season 5-1 away from Rynearson Stadium, including a five-game win streak in road contests. The feat is a program record. Previously, Eastern had won four-consecutive road wins tie for the 1925, 1927, 1954, 1955, and 2022 seasons, respectively.

• Eastern has not played four consecutive road games without a loss since it did so between Oct. 15, 1988-Sept. 30, 1989, when it went 4-0-2 during six road contests within that stretch.

• EMU's win marks seven regular-season wins for just the 15th time in the 131-year history of the program. Of Eastern's 15 seven-plus win seasons since 1891, Creighton has been at the helm for four (27%).

• In securing his seventh victory in 2022, Creighton becomes the only coach in program history to have seven-or-more victories in four seasons at EMU. Former coaches **Elton J. Rynearson** (1917, 1919-20, 1925-48) and **Dan Boisture** (1967-73) each had three such campaigns.

## Second Half Pushes EMU to Fifth-Consecutive Road Victory

Eastern Michigan picked up its school-record fifth consecutive road win with a 31-24 triumph

KENT, Ohio (EMUEagles.com) – The Eastern Michigan University football team used a dominant second half to lift itself to a 31-24, Mid-American Conference cross divisional victory over Kent State University tonight, Nov. 16, inside Dix Stadium.

Down 17-7 at half, Eastern (7-4, 4-3 MAC) used a 24-0 second-half spurt to take control of the game and seal the victory.

The Eagles were led by an incredible passing effort from senior quarterback **Taylor Powell**, who tossed for a career-high 315 yards on 30-of-39 passing and three touchdowns. He was aided by a 94-yard rushing effort from senior **Samson Evans**. Evans' fourth quarter score tied him for the school's all-time mark with 26 career rushing touchdowns. He is tied with **Gary Patton** (1984-87) and **Anthony Sherrell** (2002-05).

Defensively, senior defensive end **Jose Ramirez** had another impressive day, finishing with a team-high seven tackles, including 3.5 tackles for loss.

## How It Happened

Eastern Michigan got on the scoreboard first and opened a 7-0 lead with 5:16 left in the first quarter. Kent State then scored to take a 17-7 lead before the EMU put a touchdown on the board to narrow the gap and make it a 17-14 game.

Eastern Michigan followed with another score with 4:14 left in the third quarter to tie it at 17-17. The EMU then kept the momentum going with an 11-yard touchdown strike from Powell to take a 24-17 lead.

Eastern Michigan continued to build its lead, scoring again with 3:51 remaining in the fourth quarter to go on top 31-17. Eastern Michigan didn't score again and Kent State added seven more points to finish off the game.

## Game Notes

• The EMU defense forced a three-and-out to begin the game against Kent State, the fifth time this season EMU has accomplished that feat. The 22nd time in the **Chris Creighton** Era (2014-Pres.) that the defense has forced a three-and-out to begin the game overall, four times in a season marks the second most in a single season under the current regime.

• The Eastern Michigan offense utilized multiple weapons early in the contest, as its first five completed passes were to five different receivers. The Eagles have completed passes to five or more players in each game this season. Eastern Michigan has now completed passes to at least five different pass catchers in 24 consecutive contests dating back to the first game of the 2021 season. The last game that EMU did not see five-plus pass catchers on the box score was Dec. 12, 2020 versus Northern Illinois University.

• Appearing for the first time since EMU's game against the University of Toledo, Oct. 29, Powell had a hot hand to begin the game. He completed seven of his first 10 passes, finding fellow upperclassmen **Hassan Beydoun** on a 13-yard TD strike to cap EMU's second offensive possession. Powell's ninth touchdown toss of the season, it was his first since Eastern played Northern Illinois, Oct. 5.

• Powell rushed for an EMU career-best 21 yards in today's contest. It snaps a five-game streak of negative rushing for Powell, and goes down as just his fifth career game with positive yards on the ground.

• Powell was incredibly efficient through the air in tonight's contest, completing a career-best 76.9-percent of his passes (30-of-39). That percentage is the best by any EMU quarterback since **Ben Bryant** hit at the same clip against Bowling Green State University, Oct. 23, 2022.

• Powell threw for a career-best 315 yards through the air in tonight's contest. His previous best through the air was 293, against Western Michigan, Oct. 8. His three passing touchdowns is also ties a career-best mark for Powell. He has hit that total in three contests this season.

• Beydoun's touchdown grab with 5:16 remaining in the first quarter goes down as his first trip to the pay dirt since EMU's game at Western Michigan University, Oct. 8. His score snapped a four-game skid without a touchdown; Beydoun has only incurred three stretches of four or more games without a score during his time at Eastern Michigan (2018-Pres.). Despite the stretch this season, he is second on the team with four touchdowns, just three behind leader **Tanner Knue** (Mason, Ohio-Mason).

• Eastern Michigan forced six consecutive Kent State punts between its final two drives of the second quarter and its first four drives of the second half. The six straight stops tie a season-best for the Eastern Michigan defense. The Green and White previously did it against the University of Louisiana, Sept. 10.

• Defensive coordinator **Neal Naehtery** continues to prove that his halftime adjustments are spot-on, as the EMU defense held an opponent scoreless in the third quarter yet again when it blanked Kent State for the entirety of the third game, Nov. 16.

• The third-quarter shutout marks the 17th time in Eastern's last 53 contests (32%) that its opponent has failed to score in the first quarter out of the break. Eastern has emerged victorious in 10 of the 17 games in which it has held opponents scoreless in the third quarter during that stretch, with one loss coming in overtime.

• The third-quarter shutout marks consecutive contests with the accomplishment for the first time this season. EMU held the University of Akron without a third-quarter point, Nov. 8.

• Senior defensive lineman **Grant Trueman** made an immediate impact for Eastern's defense to start the third quarter when he took down Kent State's quarterback for a nine-yard sack on the second play out of the locker room. The sack, which gives Trueman 2.5 for his career, is his first since Sept. 18, 2021 in EMU's game at the University of Massachusetts.

• Knue finished the contest with 77 yards receiving on five receptions, his third game with five-plus receptions this season and first since he hauled in the same number against the University of Massachusetts, Oct. 1. Knue's evening included two touchdowns, his first multi-touchdown game since EMU's season debut, against Eastern Kentucky University, Sept. 2. The two touchdowns ties a single-game career high for Knue.

• Senior **Dylan Drummond** was outstanding on the outside in tonight's contest as he hauled in seven receptions for 97 yards, both season best. It was Drummond's first game with seven or more receptions since Nov. 9, 2021 against Ohio University. He has not eclipsed 97 receiving yards since Oct. 16, 2021, when he had 105 yards against Ball State University.

• Ramirez had another impressive day against Kent State, finishing with a team-high seven tackles, including 3.5 tackles for loss. His TFL total is his second-best of the season, just behind the four he registered at WMU, Oct. 8.

• EMU's 7.0 tackles for loss ties for the second-most for the team this season. EMU had 8.0 plays of the sort against WMU, Oct. 8, and also had 7.0 against UMass, Oct. 1.

## &gt;&gt;Scoring Summary

Qtr	Time	Team	Scoring Play	Plays	TOP	Score
1st	05:16	EMU	BEYDOUN, Hassan 13 yd pass from POWELL, Taylor (GOMEZ, Jesus kick)	9-52	3:18	7-0
1st	03:00	KENT	POKE, Ja'Shaun 39 yd pass from SCHLEE, Collin (GLASS, Andrew kick)	7-75	2:16	7-7
2nd	13:44	KENT	GLASS, Andrew 36 yd field goal	6-41	1:16	7-10
2nd	07:50	KENT	COOPER, Marquez 1 yd run (GLASS, Andrew kick)	9-89	2:25	7-17
3rd	09:23	EMU	KNUE, Tanner 28 yd pass from POWELL, Taylor (GOMEZ, Jesus kick)	7-58	3:34	14-17
3rd	04:14	EMU	GOMEZ, Jesus 33 yd field goal	9-60	4:08	17-17
4th	10:46	EMU	KNUE, Tanner 11 yd pass from POWELL, Taylor (GOMEZ, Jesus kick)	11-77	5:52	24-17
4th	03:51	EMU	EVANS, Samson 1 yd run (GOMEZ, Jesus kick)	11-77	6:02	31-17
4th	00:41	KENT	COOPER, Marquez 3 yd run (GLASS, Andrew kick)	14-75	3:10	31-24

## EASTERN MICHIGAN

RUSHING	No.	Net	TD	Lg	Avg.
EVANS, Samson	33	94	1	10	2.8
JACKSON, Jaylon	7	30	0	9	4.3
POWELL, Taylor	3	21	0	17	7.0
SMITH, Austin	1	-1	0	0	-1.0
Totals...	44	144	1	17	3.3

PASSING	Cmp	Att	Int	Yds	TD	Long
POWELL, Taylor	30	39	0	315	3	34
TOMASEK, Mitchel	0	1	0	0	0	0
Totals...	30	40	0	315	3	34

RECEIVING	No.	Yds	TD	Lg
DRUMMOND, Dylan	7	97	0	34
BEYDOUN, Hassan	7	70	1	17
KNUE, Tanner	5	77	2	28
LASSITER, Darius	4	32	0	14
JACKSON, Jaylon	2	21	0	15
OAKES, Gunnar	2	6	0	4
JACKSON, Aaron	1	6	0	6
EVANS, Samson	1	4	0	4
GETZINGER, Jere	1	2	0	2
Totals...	30	315	3	34

PUNTING	No.	Yds	Avg	Long	In20	TB
TOMASEK, Mitchel	5	178	35.6	52	1	0
Totals...	5	178	35.6	52	1	0

## KENT STATE

RUSHING	No.	Net	TD	Lg	Avg.
COOPER, Marquez	20	80	2	15	4.0
SCHLEE, Collin	7	45	0	21	6.4
BRADFORD, Bryan	3	10	0	7	3.3
KARGMAN, Devin	3	-19	0	0	-6.3
Totals...	33	116	2	21	3.5

PASSING	Cmp	Att	Int	Yds	TD	Long
KARGMAN, Devin	7	19	0	91	0	29
SCHLEE, Collin	6	12	0	150	1	39
Totals...	13	31	0	241	1	39

RECEIVING	No.	Yds	TD	Lg
WALKER, Devontez	6	121	0	39
POKE, Ja'Shaun	6	105	1	39
HARRIS, Trell	1	15	0	15
Totals...	13	241	1	39

PUNTING	No.	Yds	Avg	Long	In20	TB
SMITH, Josh	8	334	41.8	51	2	0
Totals...	8	334	41.8	51	2	0





## GAME 12

Central Michigan	7	6	0	6	--	19
Eastern Michigan	14	0	14	10	--	38

Nov. 25, 2022 | Rynearson Stadium | Ypsilanti, Mich. | 12:02 p.m. ET | Attendance: 14,213



Team Totals	CMU	EMU
FIRST DOWNS	15	28
Rushing	8	11
Passing	3	14
Penalty	4	3
NET YARDS RUSHING	161	171
Rushing Attempts	36	42
Average Per Rush	4.5	4.1
Rushing Touchdowns	3	2
Yards Gained Rushing	195	207
Yards Lost Rushing	34	36
NET YARDS PASSING	68	266
Completions-Attempts-Int	7-17-3	24-36-0
Average Per Attempt	4.0	7.4
Average Per Completion	9.7	11.1
Passing Touchdowns	0	3
TOTAL OFFENSE YARDS	229	437
Total offense plays	53	78
Average Gain Per Play	4.3	5.6
Fumbles: Number-Lost	0-0	2-0
Penalties: Number-Yards	7-55	13-140
PUNTS-YARDS	6-239	4-184
Average Yards Per Punt	39.8	46.0
Net Yards Per Punt	39.8	46.0
Inside 20	3	2
50+ Yards	1	1
Touchbacks	0	0
Fair catch	5	1
KICKOFFS-YARDS	4-175	7-385
Average Yards Per Kickoff	43.8	55.0
Net Yards Per Kickoff	36.5	31.0
Touchbacks	0	2
Fair Catch Yards	0	0
Punt returns: Number-Yards-TD	1-0-0	0-0-0
Average Per Return	0.0	0.0
Kickoff returns: Number-Yds-TD	5-118-0	2-29-0
Average Per Return	23.6	14.5
Interceptions: Number-Yds-TD	0-0-0	3-18-0
Fumble Returns: Number-Yds-TD	0-0-0	2-35-0
Miscellaneous Yards	0	0
Possession Time	23:22	36:38
1st Quarter	6:39	8:21
2nd Quarter	5:56	9:04
3rd Quarter	5:22	9:38
4th Quarter	5:25	9:35
Third-Down Conversions	3 of 10	5 of 13
Fourth-Down Conversions	0 of 1	1 of 2
Red-Zone Scores-Chances	3-3	4-4
Touchdowns	3-3	3-4
Field goals	0-3	1-4
Sacks By: Number-Yards	2-18	5-34
PAT Kicks	1-2	5-5
Field Goals	0-0	1-2
Points off turnovers	0	21

## &gt;&gt;TAKING NOTE...

• Taylor Powell threw three touchdown passes - two of them in a pivotal third quarter - and ran for a score as Eastern Michigan rolled to a 38-19 victory.

• Eastern Michigan posted eight wins for the first time since 1987. Chris Creighton became the first coach to post four seven-win seasons in EMU history. Creighton's Eagles have qualified for a bowl game in four straight seasons and five of the last six. EMU played in one bowl game before his arrival.

• EMU, which closed out the regular season with three straight wins, will share the MAC West Division title with Toledo after Western Michigan upset the Rockets 20-14 on Friday. Toledo handed the Eagles their last loss in late October, 27-24.

• Powell threw a 28-yard touchdown pass to Tanner Knue to open the scoring. Samson Evans 15-yard scoring run gave the Eagles a 14-7 lead after one quarter. Evans set an Eagles record with the 27th rushing touchdown of his career.

• Powell connected with Andreas Paaske for a 9-yard score midway through the third quarter to tie the Eagles lead to 21-13. Powell gave EMU a two-score lead with 21-yard touchdown pass to Dylan Drummond on the final play of the quarter. Powell scored on an 11-yard run in the fourth quarter.

• The Eagles beat Western Michigan and CMU this season to take outright possession of the Michigan MAC Trophy for the first time since 2012. EMU won its only MAC championship in 1987.

## EMU Captures Two Trophies with 38-19 Victory Over CMU

Eagles claim a share of MAC West Division and reclaim Michigan MAC Trophy

YPSILANTI, Mich. (EMU/Eagles.com) - The Eastern Michigan University football team downed visiting Central Michigan University, 38-19, inside Rynearson Stadium Friday, Nov. 25, to claim a share of the Mid-American Conference West Division crown while also recapturing the Michigan MAC Trophy. The Eagles, who used an all-around performance to win their eighth game of the season - the most since 1987 - earned their first MAC title since the outright crown was captured in 1987 and their first Michigan MAC Trophy since 2012.

The Eagles (8-4, 5-3 MAC) received the help they needed as Western Michigan University defeated visiting University of Toledo, 20-14, in Kalamazoo, Mich., today, to grant Eastern a share of the division crown. Additionally, the win for Eastern gives the Eagles the Michigan MAC Trophy for the first time since 2012 and the fifth time overall (2007, 2008, 2011, 2012, and 2022) since the inception of the award in 2005.

Offensively, Taylor Powell led Eastern's passing attack with 266 yards through the air, tossing three touchdowns without throwing an interception. The signal caller also added one touchdown on the ground to give him four total scores for the second game this season after duplicating his scoring performance from the season-opener with Eastern Kentucky University, Sept. 2. Samson Evans led all EMU rushers with 135 yards and one touchdown in the contest to bring his season total 1,084 yards and make him the 14th player in Eastern history to surpass the 1,000-yard mark and the first since 2015 when Darius Jackson (2012-15) ran for 1,078 yards. Evans, whose season yardage ranks him 11th on the single-season charts at Eastern, scored his 27th rushing touchdown to take the top spot in the program's career rushing touchdown list, surpassing both Gary Patton (1984-87) and Anthony Sherrill (2002-05), who tallied 26 in their respective careers.

As effective as the offense was, the Eastern defense was equally as impressive as the Eagles shut down the CMU passing attack, holding the Chippewas to just 65 yards passing while recording 53 return yards on three interceptions with the 65 yards allowed marking the 12th time under Head Coach Chris Creighton that Eastern has held a team to under 100 yards passing in a game. Jose Ramirez was a wrecking ball in the CMU backfield as he tallied 3.0 sacks for 17 yards as well as hurrying the Chippewas quarterbacks three times. With those sacks, his second-best total this season behind 4.0 at WMU, Oct. 8, Ramirez reclaimed the national lead in sacks at 12.0 while also moving up in several season and career charts at Eastern, including taking over the single-season sack record from both Avery Brown (1996) and Maxx Crosby (2017), who previously held the record a 11.0; second in season sack yardage at 79 yards behind only Crosby's 91 yards in 2017; and second in career sacks at 20.5 behind only Brown (1994-97) at 25.0.

## How It Happened

Eastern Michigan grabbed a 7-0 lead over Central Michigan after scoring the game's first points on the opening drive of the game as Tanner Knue hauled in a 28-yard strike from Powell. Central Michigan then tied the game, 7-7, before the EMU responded with a 15-yard touchdown rush from Evans to jump back ahead 14-7.

A score from Central Michigan cut the lead to 14-13 before Eastern Michigan scored again with 8:49 remaining in the third quarter and pushed its lead to 21-13. EMU kept building its advantage, scoring again to go ahead 28-13 as Andreas Paaske grabbed a nine-yard pass from Powell.

Eastern Michigan continued to expand its lead, scoring again with 5:04 remaining in the fourth quarter to go ahead, 31-13. CMU rallied, tallying a touchdown and not converting on a two-point try before EMU responded with a Taylor rushing touchdown to extend the lead to its final margin at 38-19.

## Game Notes

• Ramirez put together another outstanding day in the opponent's backfield as the lineman dropped Central Michigan quarterbacks 3.0 times, just one shy of his single-game high 4.0 he recorded at Western Michigan, Oct. 8, giving him 7.0 of his 12.0 sacks against Michigan MAC schools. His 12.0 sacks for 79 yards puts Ramirez to first place in the nation in total sacks.

• Knue opened up scoring for the Eagles with 10:12 remaining in the first quarter. The touchdown, his ninth of the season, was the Ohio native's third consecutive game with a TD this season. The graduate student now sits in third place tie in the MAC for receiving touchdowns. It is the first stretch of Knue's career (2018-19) in which he has hauled in a touchdown pass in three consecutive games.

• Knue TD capped off EMU's longest scoring drive by yardage of the 2022 season. The 10-play, 90-yard drive knocked 4:42 off the clock for the Eagles and put the team ahead of CMU 7-0 early on. It is the longest scoring drive for Eastern Michigan since it went 96 yards in seven plays against Ohio University, Nov. 9, 2021.

• Eastern Michigan's offense was hot to start the game against Central Michigan. The Green and White put together a 10-play, 90-yard drive that finished with a touchdown. It was the sixth opening-drive score of the season for Eastern, its first since it used 14 plays to cover 70 yards in the opening march against the University of Akron, Nov. 8. EMU has four touchdowns and two field goals in those game-opening scoring drives.

• The Green and White held the visiting Chippewas to just 13 points in the first quarter after a missed extra point by CMU. This season, Eastern Michigan has now held seven opponents (Eastern Kentucky, Louisiana, Massachusetts, Western Michigan, Ball State, Toledo) to 13 or less points in the first half.

• Evans found a hole for a 42-yard rush during EMU's first drive of the second half. The rush, which extended EMU's eventual touchdown drive, is the longest of Evans' career, besting a 37-yard burst that came against Ohio University, Nov. 9, 2021. The Illinois native finished the contest with 143 yards on 23 carries. He has now rushed for 100+ yards in four contests this season.

• The EMU defense held an opponent scoreless in the third quarter yet again when it blanked CMU for the entirety of the third frame. The third-quarter shutout marks the 18th time in Eastern's last 54 contests (34%) that its opponent has failed to score in the first quarter out of the break. Eastern has emerged victorious in 11 of the 18 games in which it has held opponents scoreless in the third quarter during that stretch, with one loss coming in overtime. The third-quarter shutout marks three consecutive contests with the accomplishment for the first time this season. EMU held both Akron and Kent State without a third-quarter point, Nov. 8 and Nov. 16 respectively. Additionally, Eastern has now held an opponent scoreless in the third quarter in consecutive games for the first time in more than 10 years.

• Eastern Michigan picked off three CMU passes, equalling a season best set at Akron, Nov. 8. Furthermore, EMU grabbed 53 return yards off the three interceptions, the most for the Green and White in a single game this season. All three Eagles who picked off passes this afternoon recorded their first career interceptions, graduate students Grant Trueman and Brandon Benson along with sophomore Joshua Scott.

• Trueman notched an important sack for EMU in the first two minutes of the second quarter. The play, which resulted in an 11-yard loss for the Chippewas, pushed CMU out of the red zone. Trueman marked a new career high this afternoon in season sacks with two for a loss of 20 yards.

• Paaske furthered the Eagles lead to 21-13 in the third quarter with a nine-yard touchdown reception in the back-left corner of the end zone. The TD marks the second for the tight end this season, a new career high, after Paaske recorded a 75-yard touchdown run against Northern Illinois Oct. 15.

## &gt;&gt;Scoring Summary

Qtr	Time	Team	Scoring Play	Plays	TOP	Score
1st	10:12	EMU	KNUE, Tanner 28 yd pass from POWELL, Taylor (GOMEZ, Jesus kick)	10-90	4:42	0-7
1st	06:21	CMU	EMANUEL JR., Bert 1 yd run (Meeder,Marshall kick)	8-33	3:37	7-7
1st	04:00	EMU	EVANS, Samson 15 yd run (GOMEZ, Jesus kick)	2-15	0:11	7-14
2nd	13:05	CMU	EMANUEL JR., Bert 35 yd run (Meeder,Marshall kick failed)	6-69	2:22	13-14
3rd	08:49	EMU	PAASKE, Andreas 9 yd pass from POWELL, Taylor (GOMEZ, Jesus kick)	9-91	3:10	13-21
3rd	00:00	EMU	DRUMMOND, Dylan 21 yd pass from POWELL, Taylor (GOMEZ, Jesus kick)	2-21	0:53	13-28
4th	05:04	EMU	GOMEZ, Jesus 31 yd field goal	12-75	6:58	13-31
4th	03:59	CMU	EMANUEL JR., Bert 1 yd run (RICHARDSON,DANI pass intcpt)	4-75	1:05	19-31
4th	02:30	EMU	POWELL, Taylor 11 yd run (GOMEZ, Jesus kick)	1-11	0:07	19-38

## CENTRAL MICHIGAN

RUSHING	No.	Net	TD	Lg	Avg.
EMANUEL JR., Bert	16	75	3	35	4.7
LUKES, Marion	4	48	0	35	12.0
NICHOLS, Lew	6	20	0	6	3.3
BAUER, Jase	10	18	0	7	1.8
Totals...	36	161	3	35	4.5

PASSING	Cmp	Att	Int	Yds	TD	Long
BAUER, Jase	7	15	3	68	0	23
EMANUEL JR., Bert	0	2	0	0	0	0
Totals...	7	17	3	68	0	23

RECEIVING	No.	Yds	TD	Lg
MCGAUGHY, Jalen	2	32	0	23
CONLEY, Cade	1	13	0	13
CARRIERE, Carlos	1	11	0	11
PARKER, Chris	1	9	0	9
JACKSON, Irone	1	3	0	3
NICHOLS, Lew	1	0	0	0
Totals...	7	68	0	23

PUNTING	No.	Yds	Avg	Long	In20	TB
ELZINGA, Luke	6	239	39.8	51	3	0
Totals...	6	239	39.8	51	3	0

## EASTERN MICHIGAN

RUSHING	No.	Net	TD	Lg	Avg.
EVANS, Samson	23	135	1	42	5.9
JACKSON, Jaylon	13	33	0	19	2.5
POWELL, Taylor	4	5	1	12	1.2
FOOR, Michael	1	0	0	0	0.0
TEAM	1	-2	0	0	-2.0
Totals...	42	171	2	42	4.1

PASSING	Cmp	Att	Int	Yds	TD	Long
POWELL, Taylor	24	36	0	266	3	28
Totals...	24	36	0	266	3	28

RECEIVING	No.	Yds	TD	Lg
DRUMMOND, Dylan	4	60	1	21
OAKES, Gunnar	4	50	0	23
KNUE, Tanner	4	49	1	28
LASSITER, Darius	4	39	0	18
BEYDOUN, Hassan	3	30	0	12
PAASKE, Andreas	3	24	1	9
EVANS, Samson	2	14	0	7
Totals...	24	266	3	28

PUNTING	No.	Yds	Avg	Long	In20	TB
TOMASEK, Mitchel	4	184	46.0	57	2	0
Totals...	4	184	46.0	57	2	0



# Career Bests

## PASSING

### 4 - Austin Smith

Pass completions: .....20, at Ball State, Oct. 22, 2022  
 Pass attempts: .....36, at Ball State, Oct. 22, 2022  
 Pass yards: .....197, at Ball State, Oct. 22, 2022  
 Touchdown passes: .....2, twice, most recent at Akron, Nov. 8, 2022  
 Long pass: .....42, twice  
 Total offense attempts: .....53, at Ball State, Oct. 22, 2022 (19 rush, 34 pass)  
 Total offense yards: .....264, vs. Buffalo, Sept. 24, 2022 (74 rush, 190 pass)

### 7 - Taylor Powell (includes time at Missouri and Troy)

Pass completions: .....35, vs. ULM, Sept. 25, 2021  
 Pass attempts: .....50, at Louisiana, Sept. 10, 2022  
 Pass yards: .....317, at Louisiana, Sept. 10, 2022  
 Touchdown passes: .....3, four times, most recent vs. Central Michigan, Nov. 25, 2022  
 Long pass: .....49, vs. ULM, Sept. 25, 2021  
 Total offense attempts: .....57, at Louisiana, Sept. 10, 2022 (5 rush, 52 pass)  
 Total offense yards: .....336, at Kent State, Nov. 16, 2022 (21 rush, 315 pass)

### 22 - Samson Evans

Pass completions: .....2, at Bowling Green, Oct. 23, 2021  
 Pass attempts: .....2, at Bowling Green, Oct. 23, 2021  
 Pass yards: .....19, vs. Western Michigan, Nov. 16, 2021  
 Touchdown passes: .....1, four times  
 Long pass: .....19, vs. Western Michigan, Nov. 16, 2021

## RUSHING

### 4 - Austin Smith

Rush attempts: .....19, at Ball State, Oct. 22, 2022  
 Rush yards: .....74, vs. Buffalo, Sept. 24, 2022  
 Rushing TDs: .....1, twice  
 Long rush: .....29, vs. Buffalo, Sept. 24, 2022

### 7 - Taylor Powell

Rush attempts: .....8, vs. Eastern Kentucky, Sept. 2, 2022  
 Rush yards: .....21, at Kent State, Nov. 15, 2022  
 Rush TDs: .....1, three times  
 Long rush: .....17, at Kent State, Nov. 15, 2022

### 8 - Cam/Ron McCoy

Rush attempts: .....3, at WMU, Oct. 8, 2022  
 Rush yards: .....93, at WMU, Oct. 8, 2022  
 Long rush: .....5, at WMU, Oct. 8, 2022

### 12 - DJ Smith

Rush attempts: .....8, twice  
 Rush yards: .....26, at NIU, Oct. 2, 2021  
 Long rush: .....13, at NIU, Oct. 2, 2021

### 21 - Bryson Moss

Rush attempts: .....7, at Bowling Green, Oct. 23, 2021  
 Rush yards: .....26, at Central Michigan, Nov. 26, 2021  
 Rush TDs: .....1, at Ball State, Oct. 22, 2022  
 Long rush: .....26, at Central Michigan, Nov. 26, 2021

### 22 - Samson Evans

Rush attempts: .....36, at Arizona State, Sept. 17, 2022  
 Rush yards: .....258, at Arizona State, Sept. 17, 2022  
 Rush TDs: .....3, three times, most recent vs. Toledo, Oct. 29, 2022  
 Long rush: .....42, vs. Central Michigan, Nov. 25, 2022

### 23 - Elijah Jackson-Anderson

Rush attempts: .....1, at Ball State, Oct. 22, 2022  
 Rush yards: .....1, at Ball State, Oct. 22, 2022  
 Long rush: .....1, at Ball State, Oct. 22, 2022

### 27 - Darius Boone Jr.

Rush attempts: .....25, at WMU, Dec. 5, 2020  
 Rush yards: .....148, at WMU, Dec. 5, 2020  
 Rush TDs: .....2, twice  
 Long rush: .....44, at WMU, Dec. 5, 2020

### 28 - Jaylon Jackson

Rush attempts: .....22, vs. Jacksonville State, Nov. 13, 2021  
 Rush yards: .....85, vs. Jacksonville State, Nov. 13, 2021  
 Rush TDs: .....2, twice  
 Long rush: .....42, at Tarleton, Nov. 6, 2021

## RECEIVING

### 1 - Dylan Drummond

Receptions: .....9 vs. Ohio, Nov. 9, 2021  
 Receiving yards: .....105, vs. Ball State, Oct. 16, 2021  
 Receiving TDs: .....2, at Coastal Carolina, Aug. 31, 2019  
 Long reception: .....41, vs. Ball State, Oct. 16, 2021

### 2 - Hassan Beydoun

Receptions: .....14, at Northern Illinois, Oct. 2, 2021  
 Receiving yards: .....197, at Toledo, Nov. 2, 2021  
 Receiving TDs: .....2, at Toledo, Nov. 2, 2021  
 Long reception: .....66, at WMU, Dec. 5, 2020

### 3 - Aaron Jackson

Receptions: .....2, vs. Toledo, Nov. 18, 2020  
 Receiving yards: .....15, vs. Toledo, Nov. 18, 2020  
 Receiving TDs: .....1, at Louisiana, Sept. 10, 2022  
 Long reception: .....8, twice

### 9 - Darius Lassiter

Receptions: .....6, at WMU, Oct. 8, 2022  
 Receiving yards: .....104, at WMU, Oct. 8, 2022  
 Receiving TDs: .....1, twice  
 Long reception: .....44, at Louisiana, Sept. 10, 2022

### 12 - DJ Smith

Receptions: .....2, vs. Toledo, Nov. 18, 2020  
 Receiving yards: .....26, vs. Toledo, Nov. 18, 2020  
 Receiving TDs: .....1, vs. Toledo, Nov. 18, 2020  
 Long reception: .....17, vs. Toledo, Nov. 18, 2020

### 21 - Bryson Moss

Receptions: .....1, twice, most recent vs. Ohio, Nov. 9, 2021  
 Receiving yards: .....5 vs. Ohio, Nov. 9, 2021  
 Long reception: .....5 vs. Ohio, Nov. 9, 2021

### 22 - Samson Evans

Receptions: .....5, at Louisiana, Sept. 10, 2022  
 Receiving yards: .....29, vs. Ball State, Oct. 16, 2021  
 Long reception: .....19 at Toledo, Nov. 2, 2021

### 24 - Tanner Knue

Receptions: .....11, vs. Ohio, Nov. 9, 2021  
 Receiving yards: .....127, vs. Ohio, Nov. 9, 2021  
 Receiving TDs: .....2, three times  
 Long reception: .....71, at Ball State, Nov. 11, 2020

### 27 - Darius Boone

Receptions: .....1, twice  
 Receiving yards: .....45, at Northern Illinois, Oct. 2, 2021  
 Long reception: .....45, at Northern Illinois, Oct. 2, 2021

### 28 - Jaylon Jackson

Receptions: .....3, three times  
 Receiving yards: .....66, vs. Sam Houston, March 20, 2021  
 Receiving TDs: .....1, vs. Sam Houston, March 20, 2021  
 Long reception: .....42, twice

### 81 - Dylan Summers

Receptions: .....2, three times  
 Receiving yards: .....16, twice  
 Long reception: .....15, vs. Liberty, Dec. 18, 2021

### 82 - Gunnar Oakes

Receptions: .....4, five times  
 Receiving yards: .....79, at BGSU, Oct. 23, 2021  
 Receiving TDs: .....1, twice  
 Long reception: .....42, vs. Toledo, Oct. 13, 2018

### 83 - Jere Getzinger

Receptions: .....1, twice  
 Receiving yards: .....17, vs. Eastern Kentucky, Sept. 2, 2022  
 Long reception: .....10, vs. Eastern Kentucky, Sept. 2, 2022

### 85 - Andreas Paaske

Receptions: .....2, at Ball State, Oct. 22, 2022  
 Receiving yards: .....75, vs. Northern Illinois, Oct. 15, 2022  
 Receiving TDs: .....1, twice  
 Long reception: .....75, vs. Northern Illinois, Oct. 15, 2022

### 89 - Hamze El-Zayat

Receptions: .....13, at Lafayette, Oct. 2, 2021  
 Receiving yards: .....166, at Lafayette, Oct. 2, 2021  
 Receiving TDs: .....2, vs. Central Connecticut, Aug. 31, 2019  
 Long reception: .....36, twice

## DEFENSE

### 4 - Jose Ramirez

Tackles: .....10, at Toledo, Nov. 2, 2021  
 TFLs: .....4.0, at WMU, Oct. 8, 2022  
 Sacks: .....4.0, at WMU, Oct. 8, 2022  
 Fumbles Forced: .....1, five times

### 5 - Korey Hernandez

Tackles: .....12, vs. CMU, Nov. 27, 2020  
 TFL: .....0.5, at Coastal Carolina, Aug. 31, 2019  
 Interception: .....1, at Illinois, Sept. 14, 2019  
 Fumbles Forced: .....1, vs. CMU, Nov. 27, 2020

### 6 - Chase Kline

Tackles: .....14, twice  
 TFLs: .....1.5, at Akron, Nov. 8, 2022  
 Sacks: .....1.0, twice  
 Fumbles Forced: .....1, twice

### 7 - Brandon Benson

Tackles: .....6, twice  
 Interception: .....1, vs. Central Michigan, Nov. 25, 2022  
 TFLs: .....1.0, vs. Toledo, Oct. 29, 2022

### 8 - TJ Peavey

Tackles: .....8, twice  
 TFLs: .....1.5, vs. Buffalo, Sept. 24, 2022  
 Sacks: .....1.0, vs. Buffalo, Sept. 24, 2022

### 10 - Tariq Speights

Tackles: .....13, vs. Ball State, Oct. 16, 2021  
 TFLs: .....1.5, vs. Texas St., Sept. 25, 2021  
 Sacks: .....1.0, vs. Texas St., Sept. 25, 2021

### 11 - Isaiah Watson

Tackles: .....3, twice

### 13 - Russell Vaden

Tackles: .....8, at Kent State, Nov. 4, 2020  
 Interception: .....1, twice  
 TFL: .....1.0, at NIU, Nov. 19, 2019  
 Fumbles Forced: 1, vs. Eastern Kentucky, Sept. 2, 2022  
 Fumbles Recovered: .....1, vs. WMU, Nov. 16, 2021

### 14 - Corry Thomas

Tackles: .....1, at Louisiana, Sept. 10, 2022  
 Fumbles Forced: .....1, vs. Toledo, Oct. 29, 2022

### 15 - Joshua Scott

Tackles: .....5, at Akron, Nov. 8, 2022  
 Interception: .....1, twice

### 16 - Cameron Smith

Tackles: .....5, at Akron, Nov. 8, 2022

### 17 - Mark Lee Jr.

Tackles: .....7, vs. Toledo, Nov. 18, 2020  
 Interception: .....1, vs. UMass, Oct. 1, 2022  
 TFLs: .....0.5, twice  
 Fumbles Forced: .....1, at WMU, Dec. 5, 2020

### 18 - Josh McCarty

Tackles: .....2, twice

### 19 - Joe Sparacio

Tackles: .....15, at Ball State, Oct. 22, 2022  
 Interception: .....1, two times  
 TFLs: .....1.5, twice  
 Sacks: .....1.0, twice  
 Fumbles Recovered: .....1, at Ball State, Oct. 22, 2022

### 20 - EJ Williams

Tackles: .....4, at Wisconsin, Sept. 11, 2021  
 TFLs: .....1.0, vs. SFU, Sept. 3, 2021  
 Sacks: .....0.5, vs. Texas St., Sept. 25, 2021

### 21 - Robert Daniel

Tackles: .....7, twice  
 Fumbles Recovered: .....1, twice  
 Interception: .....1, twice

### 23 - Blake Bogan

Tackles: .....11, at Northern Illinois, Oct. 2, 2021  
 TFLs: .....1.0, vs. Western Mich., Nov. 16, 2021  
 Fumbles Forced: .....1, vs. Kent State, Nov. 29, 2019  
 Fumbles Recovered: .....1, three times  
 Interception: .....1, three times

### 25 - Jalen Weathers

Tackles: .....1, at Toledo, Nov. 2, 2021

### 26 - Tristen Hines

Tackles: .....1, at Louisiana, Sept. 10, 2022

### 27 - David Carter Jr.

Tackles: .....6, vs. Ball State, Oct. 16, 2021  
 Interception: .....1, at Wisconsin, Sept. 11, 2021

### 29 - Kempton Shine

Tackles: .....14, vs. CMU, Nov. 27, 2020  
 TFLs: .....1, vs. Miami, Oct. 9, 2021  
 Interception: .....1, at Akron, Nov. 8, 2022  
 Fumbles Forced: .....1, twice  
 Fumbles Recovered: .....1, vs. CMU, Nov. 27, 2020

### 32 - Kendric Nowling

Tackles: .....3, at Northern Illinois, Oct. 2, 2021

### 33 - Keylen Gulley

Tackles: .....2, twice

### 35 - Quentavius Scandrett

Tackles: .....10, vs. UMass, Oct. 1, 2022  
 Interception: .....1, at Ball State, Oct. 22, 2022

### 36 - Zach Mowchan

Tackles: .....1, vs. UMass, Oct. 1, 2022

### 41 - Justin Jefferson

Tackles: .....6, at Wisconsin, Sept. 11, 2021  
 TFLs: .....0.5, at Ball State, Oct. 22, 2022

### 44 - Luke Cameron

Tackles: .....4, twice  
 TFLs: .....1.0, vs. Toledo, Oct. 29, 2022  
 Sacks: .....0.5, at WMU, Oct. 8, 2022

### 47 - Joseph Zelinsky

Tackles: .....4 at Ball State, Oct. 22, 2022

### 51 - Aaron Hamilton

Tackles: .....4, at Toledo, Oct. 26, 2019  
 Fumbles Recovered: .....1, at WMU, Dec. 5, 2020

### 52 - Carter Evans

Tackles: .....4, vs. Buffalo, Sept. 24, 2022

### 53 - Steven Scheidt

Tackles: .....8, at Ball State, Oct. 22, 2022  
 TFLs: .....0.5, vs. NIU, Oct. 15, 2022

### 56 - Sterling Miles

Tackles: .....1, at Louisiana, Sept. 10, 2022

### 58 - Carter Stagner

Tackles: .....4, vs. Toledo, Nov. 18, 2020  
 Forced Fumbles: .....1, at WMU, Dec. 5, 2020

### 90 - Grant Trueman

Tackles: .....4, three times  
 Interception: .....1, vs. Central Michigan, Nov. 25, 2022  
 TFLs: .....1.0, three times  
 Sacks: .....1.0, three times

### 91 - Dexter Manior

Tackles: .....2, at Arizona State, Sept. 17, 2022

### 92 - Alex Merritt

Tackles: .....6, at Ball State, Nov. 11, 2020  
 TFLs: .....1.0, twice  
 Fumbles Recovered: .....1, at Ball State, Nov. 11, 2020  
 Sacks: .....1.0, at Ball State, Nov. 11, 2020

### 93 - Jordan Crawford

Tackles: .....7, vs. NIU, Oct. 15, 2022  
 TFLs: .....1.0, three times  
 Sacks: .....1.0, vs. Eastern Kentucky, Sept. 2, 2022

### 94 - Peyton Price

Tackles: .....5, vs. Eastern Kentucky, Sept. 2, 2022  
 TFLs: .....1.0, at Kent State, Nov. 15, 2022  
 Sacks: .....0.5, at WMU, Oct. 8, 2022

### 95 - Mikah Coleman

Tackles: .....4, at Ball State, Oct. 22, 2022  
 TFLs: .....1.0, twice  
 Sacks: .....1.0, at Ball State, Oct. 22, 2022

### 96 - Adrian Gonzalez

Tackles: .....2, vs. Central Michigan, Nov. 25, 2022

### 97 - Mikey Haney

Tackles: .....11, vs. Buffalo, Nov. 2, 2019  
 TFLs: .....1.5, vs. Western Mich., Nov. 16, 2021  
 Sacks: .....1.5, vs. Western Mich., Nov. 16, 2021

### 98 - Tim Grant-Randall

Tackles: .....5, vs. UMass, Oct. 1, 2021  
 TFLs: .....2.0, vs. UMass, Oct. 1, 2021  
 Sacks: .....1.0, at WMU, Oct. 8, 2022

### 99 - Melvin Swindle

Tackles: .....6, vs. Buffalo, Sept. 24, 2022  
 TFLs: .....1.0, vs. Toledo, Oct. 29, 2022  
 Sacks: .....0.5, at WMU, Oct. 8, 2022  
 Forced Fumble: 1, vs. Eastern Kentucky, Sept. 2, 2022







# 2022 EMU GAME NOTES

## ONE SCORE GAMES (174-170)

10-29-1892	at Michigan Jr. Laws	W, 6-4
1893	at Detroit H.S.	W, 14-10
11-24-1894	at Ann Arbor H.S.	W, 10-12
10-4-1895	at Detroit	W, 9-8
11-16-1895	at Detroit A.C.	L, 12-16
10-8-1898	MICHIGAN STATE	L, 6-11
11-15-1898	at Ypsilanti H.S.	W, 7-0
10-19-1901	at Mich. Alkali Works	W, 6-5
10-26-1901	MICH. FRESHMEN	L, 6-12
11-2-1901	at Mich. Alkali Works	W, 12-5
11-30-1901	MICH. SCHOOL-DEAF	W, 10-0
10-10-1903	at Detroit	L, 0-6
10-31-1903	DETROIT BUS. UNIV	W, 10-6
11-12-1903	DETROIT COLLEGE	W, 5-0
11-14-1903	at Hillsdale	L, 11-12
12-22-1904	at Mich. School-Deaf	W, 18-11
11-24-1904	HILLSDALE	W, 12-11
11-4-1905	at Mich. School-Deaf	W, 6-5
10-25-1906	DETROIT	W, 6-0
11-3-1906	at Adrian	W, 6-0
11-27-1906	HILLSDALE	W, 10-6
10-26-1907	DETROIT	W, 7-0
11-9-1907	at Kalamazoo	L, 0-6
11-23-1907	at Hillsdale	L, 4-7
10-10-1908	MICH. SCHOOL-DEAF	W, 5-0
10-23-1908	ALMA	L, 0-5
10-31-1908	at Adrian	L, 0-4
10-16-1909	at Alma	L, 0-5
10-30-1909	ADRIAN	L, 2-6
11-13-1909	at Detroit	L, 8-9
10-22-1910	DET. UNIV. SCHOOL	L, 0-6
11-19-1910	HILLSDALE	L, 0-6
10-28-1911	ALUMNI GAME	W, 6-0
11-9-1911	DETROIT	L, 0-6
11-15-1912	WESTERN MICHIGAN	W, 7-0
11-1-1913	at Western Michigan	L, 6-12
11-22-1913	at Hillsdale	W, 6-0
10-10-1914	at Michigan Freshmen	L, 0-7
11-20-1915	at Hillsdale	L, 0-6
10-17-1916	ALMA	L, 0-6
10-28-1916	at Detroit	W, 12-6
11-10-1917	MICHIGAN STATE FROSH.	L, 7-13
11-2-1918	at U-M Army Corps	L, 6-7
11-22-1919	at Hillsdale	L, 0-1
10-16-1920	CENTRAL MICHIGAN	W, 7-6
10-23-1920	at Alma	W, 12-6
10-15-1921	at Central Michigan	W, 7-6
10-22-1921	ALMA	L, 0-7
11-12-1921	at Hillsdale	W, 13-7
11-11-1922	OLIVET	W, 6-0
10-4-1924	TOLEDO	L, 0-7
10-11-1924	at Hillsdale	L, 13-14
11-22-1924	OLIVET	W, 12-6
10-17-1925	ALBION	W, 6-0
10-31-1925	FERRIS STATE	W, 6-0
11-21-1925	at Kalamazoo	W, 7-6
10-2-1926	DETROIT FRESHMEN	W, 6-0
10-16-1926	at Detroit City College	W, 6-0
10-29-1927	CENTRAL MICHIGAN	W, 6-0
11-12-1927	at Western Michigan	L, 6-0
10-19-1929	NOTRE DAME "B"	W, 13-7
11-9-1929	MICHIGAN "B"	L, 14-18
9-27-1930	at Michigan	L, 0-7
9-30-1932	at Detroit	L, 7-13
11-13-1932	NORTHERN IOWA	L, 6-12
10-13-1933	ST. VIATOR	W, 13-8
10-21-1933	CENTRAL MICHIGAN	W, 13-7
11-4-1933	SOUTH DAKOTA STATE	L, 7-13
10-20-1934	at Central Michigan	L, 12-13
11-10-1934	FERRIS STATE	W, 9-7
9-28-1935	at Northern Michigan	L, 0-2
10-12-1935	NORTHERN IOWA	W, 3-0
10-19-1935	CENTRAL MICHIGAN	W, 7-0
11-9-1935	INDIANA STATE	W, 10-7
9-26-1936	BALL STATE	W, 6-0
10-10-1936	at Bowling Green	L, 0-6
10-24-1936	at Central Michigan	L, 13-7
10-31-1936	at Valparaiso	W, 7-6
11-7-1936	ILLINOIS STATE	W, 19-13
11-14-1936	at Indiana State	W, 19-13
9-25-1937	at Ball State	W, 13-6
11-6-1937	at Wayne State	L, 0-7
10-7-1938	at Illinois State	W, 12-6
10-21-1938	at Central Michigan	L, 6-7
10-13-1939	WAYNE STATE	L, 7-9
11-4-1939	at Wayne State	W, 13-6
10-11-1941	at Kalamazoo	L, 0-7
10-24-1941	CENTRAL MICHIGAN	L, 6-12
10-1-1942	HOPE	W, 13-9
10-9-1942	ILLINOIS STATE	W, 14-7
10-29-1942	HILLSDALE	W, 19-13
10-6-1945	ALBION	W, 6-0
10-27-1945	at Hillsdale	W, 6-0
11-3-1945	at Albion	W, 6-0
11-9-1945	at Wayne State	W, 14-13
10-11-1946	ALMA	W, 6-0
11-2-1946	ALBION	W, 13-6
10-3-1947	ILLINOIS STATE	L, 0-6
10-18-1947	HOPE	L, 7-12
10-9-1948	NORTHERN MICHIGAN	W, 6-0
10-29-1948	NORTHERN ILLINOIS	L, 7-10
11-6-1948	CENTRAL MICHIGAN	W, 6-0
9-24-1949	at Northern Michigan	L, 0-6
10-6-1951	at Eastern Illinois	L, 12-19
10-20-1951	CENTRAL MICHIGAN	L, 13-19
9-19-1952	at Hope	W, 13-6
10-4-1952	WESTERN ILLINOIS	L, 13-20
11-1-1952	EASTERN ILLINOIS	W, 13-7
10-3-1953	WAYNE STATE	W, 13-6
10-1-1954	WAYNE STATE	W, 7-0
10-7-1955	at Western Illinois	W, 6-2
10-22-1955	SOUTHERN ILLINOIS	W, 7-2
10-29-1955	at Eastern Illinois	W, 14-7
11-12-1955	at Northern Illinois	W, 13-6
10-20-1956	at Southern Illinois	L, 7-14
10-5-1957	at Youngstown State	L, 6-13
11-11-1958	at Central Michigan	L, 6-7
10-25-1958	at Northern Illinois	L, 9-13
11-1-1958	at Northern Illinois	L, 15-17
11-15-1958	ST. JOSEPH'S	L, 0-3
10-7-1959	ILLINOIS STATE	W, 13-7
10-21-1961	CENTRAL MICHIGAN	L, 11-13
10-28-1961	at Eastern Illinois	L, 0-7
11-4-1961	SOUTHERN ILLINOIS	L, 14-20
9-28-1962	KALAMAZOO	L, 6-13
10-6-1962	at Illinois State	L, 19-20
9-28-1963	at Kalamazoo	L, 13-12
9-26-1964	ADRIAN	W, 7-0
10-10-1964	at John Carroll	L, 3-7
11-14-1964	at Ashland	L, 7-13
10-1-1965	OHIO NORTHERN	L, 0-7
10-8-1965	JOHN CARROLL	L, 0-7
10-21-1967	at Ferris State	W, 13-6
11-4-1967	at UL-Monroe	L, 10-12

11-4-2006	OHIO*	L, 10-16
9-15-2007	at Northern Illinois*	W, 21-19
10-13-2007	at Ohio*	L, 42-48
11-9-2007	BOWLING GREEN*	L, 32-39
11-16-2007	at Central Michigan*	W, 48-45
10-4-2008	at Bowling Green*	W, 24-21
10-11-2008	at Army	L, 13-17
10-18-2008	AKRON*	L, 35-42
11-22-2008	at Temple*	L, 52-55
11-28-2008	CENTRAL MICHIGAN*	W, 56-52
9-12-2009	at Northwestern	L, 24-27
10-24-2009	BALL STATE*	L, 27-29
11-27-2009	at Akron*	L, 21-28
9-4-2010	ARMY	L, 27-31
9-11-2010	at Miami*	L, 21-28
10-16-2010	at Ball State*	WOT, 41-38
11-20-2010	at Buffalo*	W, 21-17
9-10-2011	ALABAMA STATE	W, 14-7
10-15-2011	at Central Michigan*	W, 35-28
10-22-2011	WESTERN MICHIGAN*	W, 14-10
11-5-2011	BALL STATE*	L, 31-33
11-19-2011	at Kent State*	L, 22-28
11-25-2011	at Northern Illinois*	L, 12-18
11-10-2012	CENTRAL MICHIGAN*	L, 31-34
11-17-2012	at Western Michigan*	W, 29-23
11-9-2013	WESTERN MICHIGAN*	WOT, 35-32
8-30-2014	MORGAN STATE	W, 31-28
9-5-2015	OLD DOMINION	L, 34-38
11-27-2015	at Central Michigan*	L, 28-35
9-23-2016	WYOMING	W, 27-24
10-1-2016	at Bowling Green*	W, 28-25
10-15-2016	at Ohio*	W, 27-20
11-8-2016	at Ball State*	W, 48-41
11-16-2016	NORTHERN ILLINOIS*	L, 24-31
11-22-2016	CENTRAL MICHIGAN*	W, 26-21
12-23-2016	vs. Old Dominion	L, 20-24
9-9-2017	at Rutgers	W, 16-13
9-23-2017	BALL STATE*	L, 20-27
9-30-2017	at Kentucky	L, 20-24
7-7-2017	at Toledo	L, 15-20
10-14-2017	at Army West Point	L, 27-28
10-21-2017	WESTERN MICHIGAN*	WOT, 17-20
10-26-2017	at Northern Illinois*	L, 27-30
11-15-2017	at Miami*	W, 27-24
11-21-2017	BOWLING GREEN*	W, 34-31
9-8-2018	at Purdue	W, 20-19
9-15-2018	at Buffalo*	L, 28-35
9-22-2018	at San Diego State	L, 20-23
9-29-2018	NORTHERN ILLINOIS*	L, 23-26
10-6-2018	at Western Michigan*	L, 24-27
10-13-2018	TOLEDO*	W, 28-26
12-15-2018	vs. Georgia Southern	L, 21-23
8-31-2019	at Coastal Carolina	W, 30-23
9-14-2019	at Illinois	W, 34-31
9-21-2019	CENTRAL CONNECTICUT	W, 34-29
10-12-2019	BALL STATE*	L, 23-29
10-15-2019	WESTERN MICHIGAN*	W, 34-27
10-26-2019	at Toledo*	L, 34-37
10-26-2020	KENT STATE*	L, 26-34
10-1-2020	vs. Pittsburgh	L, 30-34
11-4-2020	at Kent State*	L, 23-27
11-11-2020	at Ball State*	L, 31-38
11-27-2020	CENTRAL MICHIGAN*	L, 23-31
12-12-2020	NORTHERN ILLINOIS*	W, 41-33
2-2-2021	at Northern Illinois*	L, 20-27
10-6-2021	MIAMI*	W, 13-12
11-2-2021	BALL STATE*	L, 31-38
11-2-2021	at Toledo*	W, 52-49
11-9-2021	OHIO*	L, 26-34
11-16-2021	WESTERN MICHIGAN*	W, 22-21
9-22-2022	EASTERN KENTUCKY	W, 42-34
10-1-2022	UMASS	W, 20-13
10-22-2022	at Ball State*	W, 20-16
10-29-2022	TOLEDO*	L, 24-27
11-8-2022	at Akron*	W, 34-28
11-15-2022	at Kent State*	W, 31-24

Under Head Coach Chris Creighton: 24-26

## THREE-OR-LESS POINT GAMES (66-68)

10-29-1892	at Michigan Jr. Laws	W, 6-4
11-24-1894	at Ann Arbor H.S.	L, 10-12
10-4-1895	at Atlantis	W, 9-8
10-19-1901	at Mich. Alkali Works	W, 6-5
11-2-1901	at Mich. Alkali Works	W, 12-10
11-14-1903	at Hillsdale	L, 11-12
11-24-1904	HILLSDALE	L, 12-11
11-4-1905	at Mich. School-Deaf	W, 6-5
11-23-1907	at Hillsdale	L, 4-7
11-13-1909	at Detroit	L, 8-9
11-2-1918	at U-M Army Corps	L, 6-7
11-16-1920	at Hillsdale	L, 0-1
10-15-1921	CENTRAL MICHIGAN	W, 7-6
11-15-1921	at Central Michigan	L, 7-6
11-14-1922	at Hillsdale	L, 13-14
11-21-1925	at Kalamazoo	W, 7-6
10-20-1934	at Central Michigan	L, 12-13
10-1-1936	FERRIS STATE	W, 9-7
10-19-1935	at Northern Michigan	L, 0-2
11-18-1938	NORTHERN IOWA	W, 3-0
11-9-1935	INDIANA STATE	W, 10-7
10-31-1936	at Valparaiso	W, 7-6
10-21-1938	at Central Michigan	L, 6-7
10-13-1939	WAYNE STATE	W, 7-9
9-19-1945	at Wayne State	W, 14-13
10-29-1948	NORTHERN ILLINOIS	L, 7-10
10-11-1958	at Central Michigan	L, 6-7
11-15-1958	ST. JOSEPH'S	L, 0-3
11-18-1958	at Illinois State	L, 19-20
10-9-1962	at Kalamazoo	L, 13-12
10-8-1965	JOHN CARROLL	L, 6-7
11-4-1967	at UL-Monroe	L, 10-12
10-4-1969	at Indiana State	L, 13-14
10-2-1971	at Idaho State	W, 23-22
9-9-1971	WESTERN KENTUCKY	W, 17-14
9-8-1973	BALL STATE	W, 17-14
9-15-1973	LOUISIANA TECH	W, 21-19
9-14-1974	WESTERN MICHIGAN	W, 20-19
10-25-1975	at UL-Monroe	W, 27-24
11-1-1975	WESTERN ILLINOIS	L, 14-17
9-24-1977	at Youngstown State	L, 14-15
9-9-1978	at Ohio*	L, 22-23
11-18-1978	at Illinois State	L, 13-14
9-13-1980	at Bowling Green*	W, 18-16
9-9-1982	at Toledo*	L, 19-20
10-16-1982	OHIO*	L, 13-14
9-22-1984	KENT STATE*	W, 9-7
11-3-1984	KENT STATE*	W, 20-18
11-2-1985	at Ball State*	W, 27-24
9-13-1986	NORTHERN ILLINOIS*	L, 0-3
9-20-1986	AKRON	W, 18-17
10-18-1986	OHIO*	W, 24-21

Under Head Coach Chris Creighton: 3-1

9-19-1987	at Akron	L	16-17
9-26-1987	at Kent State*	W	23-21
10-3-1987	NORTHERN ILLINOIS	W	32-31
12-10-1987	San Jose State	W	30-27
11-5-1988	TOLEDO*	W	20-19
9-30-1989	at Western Michigan*	W	21-20
11-14-1989	LIBERTY	L	24-25
9-8-1990	WESTERN MICHIGAN*	W	27-24
9-15-1990	OHIO*	W	21-18
11-17-1990	at Kent State*	L	24-25
9-21-1991	LOUISIANA TECH	L	14-17
10-5-1991	at Kent State*	W	21-20
10-22-1991	BALL STATE*	L	8-10
11-9-1991	at Ohio*	W	13-10
9-26-1992	KENT STATE*	L	14-17
10-17-1992	at Western Michigan*	L	19-20
10-24-1992	OHIO*	W	7-6
9-9-1993	TEMPLE	L	28-31
9-18-1993	WESTERN ILLINOIS	W	16-14
10-23-1993	WESTERN MICHIGAN*	L	20-21
11-13-1993	OHIO*	L	10-12
9-17-1994	CENTRAL MICHIGAN*, AKRON*	L	29-30
9-13-1997	at Toledo*	W	20-17
9-20-1997	KENT STATE*	L	35-38
11-1-1997	WESTERN MICHIGAN*	L	38-41
9-3-1998	NORTHERN IOWA	L	31-33
9-26-1998	MARSHALL*	L	23-26
11-21-1998	TOLEDO*	W	10-7
10-9-1999	WESTERN MICHIGAN*	LOT,	37-40
10-16-1999	OHIO*	W	27-26
11-13-1999	at Central Michigan*	L	62-69
11-24-1999	at Northern Illinois*	L	23-30
11-24-2001	at Akron	L3OT,	26-25
9-14-2002	SOUTHEAST MISSOURI ST	W	35-32
9-28-2002	SOUTHERN ILL.	W2OT,	48-45
11-9-2002	at Western Michigan*	L	31-33
9-2-2004	BUFFALO*	W	37-34
9-25-2004	EASTERN ILLINOIS	L	61-51
11-16-2004	CENTRAL MICHIGAN*	W4OT,	28-31
9-1-2005	at Cincinnati	L	26-28
9-8-2005	at Central Michigan*	W2OT,	23-20
11-22-2005	MIAMI*	L	23-24
11-12-2005	BALL STATE*	L	25-26
10-14-2006	at Bowling Green*	L	21-24
10-21-2006	TOLEDO*	W	17-13
10-28-2006	at Western Michigan*	L	15-18
9-15-2007	at Northern Illinois*	W	21-19
11-16-2007	at Central Michigan*	W	48-45
10-1-2008	at Bowling Green*	W	24-21
10-11-2008	at Army	L	13-17
11-22-2008	at Temple*	L	52-55
9-12-2009	at Northwestern	L	24-27
10-24-2009	BALL STATE*	L	27-29
10-16-2010	at Ball State*	WOT,	41-38
11-5-2011	BALL STATE*	L	31-33
10-10-2012	CENTRAL MICHIGAN*	L	31-34
9-23-2014	MORRIS STATE*	W	31-28
9-23-2016	WYOMING	W	37-34
10-1-2016	at Bowling Green*	W	28-25
12-23-2016	vs. Old Dominion	L	20-24
9-9-2017	at Rutgers	W	16-13
10-14-2017	at Army West Point	L	27-28
10-21-2017	WESTERN MICHIGAN*	LOT,	27-20
10-26-2017	at Northern Illinois*	LOT,	17-20
11-15-2017	at Miami*	W	27-24
9-15-2018	BOWLING GREEN*	W	34-31
9-8-2018	at Purdue	W	20-19
9-22-2018	at San Diego State	LOT,	20-23
9-29-2018	NORTHERN ILLINOIS*	L3OT,	23-26
10-6-2018	at Western Michigan*, TOLEDO*	L	24-27
10-13-2018	TOLEDO*	W	28-26
11-25-2018	vs. Georgia Southern	L	21-23
9-14-2019	at Illinois	W	34-31
10-26-2019	at Toledo*	LOT,	34-37
10-09-2021	MIAMI*	W	31-29
11-2-2021	at Toledo*	W	52-49
11-16-2021	WESTERN MICHIGAN*	W	22-21
10-29-2022	TOLEDO*	L	24-27



The Michigan MAC Trophy was created in 2005 by the Michigan Sports Hall of Fame. There are three trophies, one given to the winner of the football series as well as the winner of the men's and women's basketball series. CMU, EMU and WMU have been competing together in the MAC since 1974.

The football trophy was won by all three schools in the trophy's first three years of existence.

<b>2022</b>	<b>Eastern Michigan</b>
<b>2021</b>	Central Michigan
<b>2020</b>	Western Michigan
<b>2019</b>	Western Michigan
<b>2018</b>	Western Michigan
<b>2017</b>	Central Michigan
<b>2016</b>	Western Michigan
<b>2015</b>	Western Michigan
<b>2014</b>	Western Michigan
<b>2013</b>	Central Michigan
<b>2012</b>	<b>Eastern Michigan</b>
<b>2011</b>	<b>Eastern Michigan</b>
<b>2010</b>	Central Michigan
<b>2009</b>	Central Michigan
<b>2008</b>	<b>Eastern Michigan</b>
<b>2007</b>	<b>Eastern Michigan</b>
<b>2006</b>	Central Michigan
<b>2005</b>	Western Michigan



# NCAA Rankings - Team

Statistic	National Rank	Conference Rank	Value	National Leader	Value	Conference Leader	Value
3rd Down Conversion Pct (131 ranked)	29	1	0.451	Washington	0.571	Eastern Mich.	0.451
3rd Down Conversion Pct Defense (131 ranked)	110	10	0.429	Marshall	0.234	Western Mich.	0.316
4th Down Conversion Pct (131 ranked)	108	10	0.391	Michigan	0.895	Toledo	0.615
4th Down Conversion Pct Defense (131 ranked)	118	11	0.647	Louisville	0.158	Western Mich.	0.368
Blocked Kicks (70 ranked)	31	4	2	Central Mich. Notre Dame	7	Central Mich.	7
Blocked Kicks Allowed (130 ranked)	33	4	1	32 teams tied	0	Bowling Green Central Mich. Ohio	0 0 0
Blocked Punts (30 ranked)				Notre Dame	7	Bowling Green Central Mich.	4 4
Blocked Punts Allowed (129 ranked)	1	1	0	66 teams tied	0	7 teams tied	0
Completion Percentage (131 ranked)	55	3	0.624	Fresno St.	0.714	Ohio	0.656
Defensive TDs (67 ranked)				Western Ky.	6	Buffalo	3
Fewest Penalties (131 ranked)	129	12	101	Navy	38	Ohio	65
Fewest Penalties Per Game (131 ranked)	129	12	8.42	Navy	3.45	Ohio	5.00
Fewest Penalty Yards (131 ranked)	130	12	925	Navy	311	Ohio	575
Fewest Penalty Yards Per Game (131 ranked)	130	12	77.08	Navy	28.27	Ohio	44.23
First Downs Defense (128 ranked)	76	6	251	James Madison	152	Western Mich.	217
First Downs Offense (131 ranked)	57	6	256	UTSA Utah	342 342	Toledo	281
Fumbles Lost (131 ranked)	30	3	6	5 teams tied	2	NIU	2
Fumbles Recovered (131 ranked)	67	8	7	Duke Florida	15 15	Buffalo Western Mich.	14 14
Kickoff Return Defense (131 ranked)	83	7	21.09	Missouri	13.64	NIU	14.33
Kickoff Returns (131 ranked)	76	9	19.51	Mississippi St.	27.83	Kent St.	22.89
Net Punting (131 ranked)	45	2	39.44	Michigan St.	45.53	Miami (OH)	39.97
Passes Had Intercepted (130 ranked)	87	7	11	Air Force	2	Ohio Miami (OH)	5 5
Passes Intercepted (131 ranked)	59	5	10	Illinois	22	Buffalo Toledo	12 12
Passing Offense (131 ranked)	85	7	217.8	Washington	376.7	Ohio	285.4
Passing Yards Allowed (131 ranked)	39	2	208.8	Texas A&M	156.2	Toledo	185.5
Passing Yards per Completion (131 ranked)	85	7	11.56	Army West Point	22.30	Kent St.	13.31
Punt Return Defense (131 ranked)	42	5	5.56	Rutgers	-1.38	Miami (OH)	3.67
Punt Returns (131 ranked)	94	6	5.78	Duke Fresno St.	19.92 19.92	Bowling Green	14.18
Red Zone Defense (131 ranked)	128	12	0.935	Georgia	0.607	Central Mich.	0.773
Red Zone Offense (131 ranked)	3	1	0.956	Georgia	0.972	Eastern Mich.	0.956
Rushing Defense (131 ranked)	80	7	158.1	Georgia	77.0	Miami (OH)	135.8
Rushing Offense (131 ranked)	78	8	142.5	Air Force	330.9	Kent St.	202.1
Sacks Allowed (131 ranked)	84	6	2.42	Oregon	0.33	NIU	1.00
Scoring Defense (131 ranked)	89	8	28.6	Illinois	12.2	Miami (OH)	22.5
Scoring Offense (131 ranked)	65	4	28.8	Tennessee	47.3	Toledo	32.1
Tackles for Loss Allowed (131 ranked)	89	5	6.33	Washington	2.58	Ball St.	3.58
Team Passing Efficiency (131 ranked)	64	2	136.13	Tennessee	181.60	Ohio	155.68
Team Passing Efficiency Defense (131 ranked)	65	6	128.96	Illinois	89.77	Toledo	110.05
Team Sacks (131 ranked)	89	11	1.92	Pittsburgh	3.75	Bowling Green	3.08
Team Tackles for Loss (131 ranked)	115	11	4.5	Liberty	9.1	Central Mich.	8.3
Time of Possession (131 ranked)	36	3	31:08	Air Force	36:16	Buffalo	32:42
Total Defense (131 ranked)	54	3	366.9	Air Force	256.4	Toledo	331.8
Total Offense (131 ranked)	95	9	360.2	Tennessee	538.1	Ohio	424.0
Turnover Margin (131 ranked)	69	7	0.00	Southern California	1.69	Ohio	0.92
Turnovers Gained (131 ranked)	62	7	17	Illinois Western Ky.	30 30	Buffalo	26
Turnovers Lost (131 ranked)	57	5	17	San Jose St. Southern California	6 6	Miami (OH) Ohio	12 12
Winning Percentage (128 ranked)	31	2	0.667	Georgia Michigan	1.000 1.000	Ohio	0.692





# NCAA Rankings - Individual

Statistic	Player	National Rank	Conference Rank	Value	National Leader	Value	Conference Leader	Value
All Purpose (200 ranked)	Samson Evans Jaylon Jackson	48 118	5 9	108.00 85.00	Zach Charbonnet, UCLA	168.00	Sean Tyler, Western Mich.	146.83
Blocked Kicks (5 ranked)	Sterling Miles	5	2	2	4 players tied	3	PaSean Wimberly, Bowling Green	3
Combined Kick Returns (198 ranked)	Jaylon Jackson Hassan Beydoun	18 176	3 18	551 140	Johnnie Lang, Arkansas St.	973	Keegan Wilburn, Ohio	653
Completion Percentage (112 ranked)					Clay Millen, Colorado St.	0.722	Kurtis Rourke, Ohio	0.691
Completions Per Game (100 ranked)					Will Rogers, Mississippi St.	32.17	DJ Irons, Akron	25.30
Field Goal Percentage (112 ranked)	Jesus Gomez	40	4	0.812	Joshua Karty, Stanford	1.000	Alex McNulty, Buffalo	0.840
Field Goals Per Game (138 ranked)	Jesus Gomez	64	7	1.08	Christopher Dunn, NC State Jake Moody, Michigan	2.00 2.00	Alex McNulty, Buffalo	1.75
Forced Fumbles (11 ranked)					6 players tied	0.33	4 players tied	0.25
Fumbles Recovered (22 ranked)					Jackson Mitchell, UConn	5	Zaire Barnes, Western Mich. Nick Rattin, NIU Charles Rosser, Bowling Green	3 3 3
Interceptions Per Game (126 ranked)					Marcus Fuqua, Buffalo	0.6	Marcus Fuqua, Buffalo	0.6
Kickoff Return TDs (2 ranked)	Jaylon Jackson	2	1	1	Jaylin Lucas, Indiana	2	Jaylon Jackson, Eastern Mich. Sean Tyler, Western Mich. Keegan Wilburn, Ohio	1 1 1
Kickoff Returns (58 ranked)	Jaylon Jackson	9	1	26.2	Lideatrick Griffin, Mississippi St.	32.3	Jaylon Jackson, Eastern Mich.	26.2
Passes Defended (27 ranked)					Quinyon Mitchell, Toledo	1.9	Quinyon Mitchell, Toledo	1.9
Passing Efficiency (112 ranked)					C.J. Stroud, Ohio St.	176.2	Kurtis Rourke, Ohio	167.7
Passing TDs (161 ranked)	Taylor Powell Austin Smith	76 135	7 14	14 6	C.J. Stroud, Ohio St. Clayton Tune, Houston Caleb Williams, Southern California	37 37 37	Kurtis Rourke, Ohio	25
Passing Yards (130 ranked)	Taylor Powell	93	9	1,813	Michael Penix Jr., Washington	4,354	Kurtis Rourke, Ohio	3,257
Passing Yards Per Game (130 ranked)	Austin Smith	119	10	86.0	Michael Penix Jr., Washington	362.8	Kurtis Rourke, Ohio	296.1
Passing Yards per Completion (112 ranked)					Austin Aune, North Texas	15.39	Collin Schlee, Kent St.	13.43
Points Responsible For (199 ranked)	Samson Evans Jesus Gomez	158 172	13 17	84 82	Caleb Williams, Southern California	282	Dequan Finn, Toledo	180
Points Responsible For Per Game (200 ranked)	Samson Evans Jesus Gomez	146 180	12 16	7.6 6.8	Caleb Williams, Southern California	21.7	Dequan Finn, Toledo	16.4
Punt Return TDs (6 ranked)					5 players tied	2	J.B. Awolowo, Kent St. Patrick Day, Bowling Green Charles Rosser, Bowling Green	1 1 1
Punt Returns (45 ranked)					Anthony Gould, Oregon St.	18.3	Adam Beale, Toledo	8.0
Punting (87 ranked)	Mitchell Tomasek	19	1	44.5	Bryce Baringer, Michigan St.	49.0	Mitchell Tomasek, Eastern Mich.	44.5
Receiving TDs (170 ranked)	Tanner Knue Hassan Beydoun	15 170	3 18	9 4	Nathaniel Dell, Houston Jalin Hyatt, Tennessee	15 15	Devontez Walker, Kent St. Sam Wiglus, Ohio	11 11
Receiving Yards (200 ranked)	Tanner Knue	150	16	592	Charlie Jones, Purdue	1,361	Shocky Jacques-Louis, Akron	931
Receiving Yards Per Game (200 ranked)	Tanner Knue Dylan Drummond	133 172	15 18	53.8 48.9	Rashee Rice, SMU	112.9	Dante Cephas, Kent St.	82.7
Receptions Per Game (200 ranked)	Hassan Beydoun Tanner Knue	147 157	17 19	3.9 3.8	Xavier Hutchinson, Iowa St.	8.9	Shocky Jacques-Louis, Akron	6.2
Rush Yards Per Carry (151 ranked)	Samson Evans	84	7	4.84	Donovan Edwards, Michigan	7.45	Antario Brown, NIU	6.26
Rushing TDs (172 ranked)	Samson Evans	19	2	13	Israel Abanikanda, Pittsburgh	20	Carson Steele, Ball St.	14
Rushing Yards (200 ranked)	Samson Evans	26	3	1,084	DeWayne McBride, UAB	1,713	Carson Steele, Ball St.	1,556
Rushing Yards Per Game (200 ranked)	Samson Evans	23	3	98.5	DeWayne McBride, UAB	155.7	Carson Steele, Ball St.	129.7
Sacks (150 ranked)	Jose Ramirez	1	1	1.09	Jose Ramirez, Eastern Mich.	1.09	Jose Ramirez, Eastern Mich.	1.09
Scoring (199 ranked)	Samson Evans Jesus Gomez Tanner Knue	71 81 192	5 7 17	7.1 6.8 4.9	Israel Abanikanda, Pittsburgh	11.6	Alex McNulty, Buffalo	8.5
Solo Tackles (25 ranked)					Shaun Dolac, Buffalo	7.5	Shaun Dolac, Buffalo	7.5
Tackles For Loss (20 ranked)	Jose Ramirez	2	1	1.8	Durrell Johnson, Liberty	1.9	Jose Ramirez, Eastern Mich.	1.8
Total Interceptions (38 ranked)					Marcus Fuqua, Buffalo	7	Marcus Fuqua, Buffalo	7
Total Offense (200 ranked)	Austin Smith Samson Evans	127 141	11 13	114.3 98.8	Michael Penix Jr., Washington	370.0	Kurtis Rourke, Ohio	318.4
Total Points Scored (137 ranked)	Jesus Gomez Samson Evans	76 89	7 10	82 78	Jake Moody, Michigan	136	Nathanial Vakos, Ohio	105
Total Tackles (500 ranked)	Chase Kline Joe Sparacio Jose Ramirez	75 146 276	13 21 33	7.9 6.9 5.7	Jason Henderson, Old Dominion	15.5	Shaun Dolac, Buffalo	11.2
Total Touchdowns (122 ranked)	Samson Evans Tanner Knue	26 83	3 7	13 9	Israel Abanikanda, Pittsburgh	21	Carson Steele, Ball St.	15
Yards per Pass Attempt (112 ranked)					Hendon Hooker, Tennessee	9.53	Kurtis Rourke, Ohio	9.23
Yards per Reception (200 ranked)	Dylan Drummond Tanner Knue	115 145	8 11	14.67 14.10	Lavel Davis Jr., Virginia	23.19	James Bostic, Ohio	18.50







**2022 Eastern Michigan Football**  
 Eastern Michigan Combined Team Statistics (as of Nov 25, 2022)  
**All games**



Date	Opponent	Score	Att.
Sep 02, 202	EASTERN KENTUCKY	W 42-34	16531
Sep 10, 202	at Louisiana	L 21-49	18079
Sep 17, 202	at Arizona State	W 30-21	43788
* Sep 24, 202	BUFFALO	L 31-50	14524
Oct 01, 202	MASSACHUSETTS	W 20-13	16478
* Oct 08, 202	at Western Michigan	W 45-23	10876
* Oct 15, 202	NORTHERN ILLINOIS	L 10-39	15100
* Oct 22, 202	at Ball State	W 20-16	15698
* Oct 29, 202	TOLEDO	L 24-27	14270
* Nov 08, 202	at Akron	W 34-28	12589
* Nov 16, 202	at Kent State	W 31-24	3998
* Nov 25, 202	CENTRAL MICHIGAN	W 38-19	14213
* - Mid-American Conference game			

Rushing	gp-gs	att	gain	loss	net	avg	td	lg	avg/g
EVANS, Samson	11-8	224	1125	41	1084	4.8	13	42	98.5
JACKSON, Jaylon	12-3	83	371	27	344	4.1	1	26	28.7
SMITH, Austin	9-6	61	329	74	255	4.2	2	29	28.3
BOONE, Darius	10-0	26	95	3	92	3.5	3	11	9.2
KNUE, Tanner	11-10	2	16	0	16	8.0	0	11	1.5
Moss, Bryson	4-0	5	14	1	13	2.6	1	8	3.2
McCoy, Cam'Ron	2-0	3	9	0	9	3.0	0	5	4.5
TOLAND, S.	5-0	1	6	0	6	6.0	0	6	1.2
BEYDOUN, Hassan	12-9	4	5	1	4	1.0	0	3	0.3
JACKSON-ANDER	3-0	1	1	0	1	1.0	0	1	0.3
Total	12	462	2054	342	1712	3.7	22	42	142.7
Opponents	12	447	2160	258	1902	4.3	22	76	158.5

Passing	gp-gs	effc	comp	att	int	pct	yds	td	lg	avg/g
POWELL, Taylor	8-7	142.47	156	239	7	65.3	1813	14	75	226.6
SMITH, Austin	9-6	122.73	68	118	4	57.6	774	6	67	86.0
DRUMMOND, Dyla	9-9	293.20	1	1	0	100.	23	0	23	2.6
TOMASEK, Mitchel	12-0	0.00	0	1	0	0.0	0	0	0	0.0
TEAM	11-0	0.00	0	1	0	0.0	0	0	0	0.0
EVANS, Samson	11-8	455.20	1	1	0	100.	3	1	3	0.3
Total	12	136.51	226	361	11	62.6	2613	21	75	217.8
Opponents	12	128.96	200	354	10	56.5	2506	20	65	208.8

Receiving	gp-gs	no.	yds	avg	td	lg	avg/g
BEYDOUN, Hassan	12-9	47	451	9.6	4	38	37.6
KNUE, Tanner	11-10	42	592	14.1	9	67	53.8
LASSITER, Darius	12-4	34	363	10.7	2	44	30.2
DRUMMOND, Dyla	9-9	30	440	14.7	3	45	48.9
OAKES, Gunnar	11-11	25	252	10.1	0	27	22.9
EVANS, Samson	11-8	14	83	5.9	0	11	7.5
JACKSON, Jaylon	12-3	13	127	9.8	0	42	10.6
PAASKE, Andreas	12-0	9	200	22.2	2	75	16.7
GETZINGER, Jere	12-4	4	52	13.0	0	28	4.3
JACKSON, Aaron	11-0	4	13	3.2	1	10	1.2
WESTMORELAND, BOONE, Darius	4-1	2	27	13.5	0	21	6.8
Smith, Dennis	10-0	1	7	7.0	0	7	0.7
Total	12	226	2613	11.6	21	75	217.8
Opponents	12	200	2506	12.5	20	65	208.8

Field Goals	fg	pct.	01-19	20-29	30-39	40-49	50-99	lg	blk
GOMEZ, Jesus	13-16	81.2	0-0	3-3	5-6	4-5	1-2	55	1

Scoring	td	fg	kick	rush	rcv	pass	dxp	saf	pts
GOMEZ, Jesus	-	13-16	43-43	-	-	-	-	-	82
EVANS, Samson	13	-	-	-	-	-	-	-	78
KNUE, Tanner	9	-	-	-	-	-	-	-	54
BEYDOUN, Hassan	4	-	-	-	-	-	-	-	24
DRUMMOND, Dyla	3	-	-	-	-	-	-	-	18
BOONE, Darius	3	-	-	-	-	-	-	-	18
PAASKE, Andreas	2	-	-	-	-	-	-	-	12
JACKSON, Jaylon	2	-	-	-	-	-	-	-	12
SMITH, Austin	2	-	-	-	-	0-1	-	-	12
LASSITER, Darius	2	-	-	-	-	-	-	-	12
POWELL, Taylor	2	-	-	-	-	-	-	-	12
JACKSON, Aaron	1	-	-	-	-	-	-	-	6
Moss, Bryson	1	-	-	-	-	-	-	-	6
Total	44	13-16	43-43	-	-	0-1	-	-	346
Opponents	43	16-17	37-40	-	-	0-3	-	-	343

Score by Quarters	1st	2nd	3rd	4th	OT	Total
-------------------	-----	-----	-----	-----	----	-------

Record:	Overall	Home	Away	Neutral
All games	8-4	3-3	5-1	0-0
Conference	5-3	1-3	4-0	0-0
Non-Conference	3-1	2-0	1-1	0-0

Team Statistics	EMU	OPP
FIRST DOWNS	253	248
Rushing	107	101
Passing	116	109
Penalty	30	38
RUSHING YARDAGE	1712	1902
Rushing Attempts	462	447
Average Per Rush	3.7	4.3
Average Per Game	142.7	158.5
TDs Rushing	22	22
PASSING YARDAGE	2613	2506
Comp-Att-Int	226-361-11	200-354-10
Average Per Pass	7.2	7.1
Average Per Catch	11.6	12.5
Average Per Game	217.8	208.8
TDs Passing	21	20
TOTAL OFFENSE	4325	4408
Average Per Play	5.3	5.5
Average Per Game	360.4	367.3
KICK RETURNS: #-Yards	36-722	35-738
PUNT RETURNS: #-Yards	10-71	17-122
INT RETURNS: #-Yards	10-74	11-34
FUMBLES-LOST	13-6	11-7
PENALTIES-Yards	101-949	104-1024
PUNTS-AVG	46-44.1	53-42.2
TIME OF POSSESSION/G	31:08	28:53
3RD-DOWN Conversions	74/161	68/160
4TH-DOWN Conversions	9/21	11/17

Interceptions	no.	yds	avg	td	lg
SCOTT, Joshua	2	0	0.0	0	0
SCANDRETT, Que	1	34	34.0	0	34
TRUEMAN, Grant	1	0	0.0	0	0
BENSON, Brandon	1	18	18.0	0	18
SHINE, Kempton	1	9	9.0	0	9
LEE, Mark	1	0	0.0	0	0
DANIEL, Robert	1	0	0.0	0	0
BOGAN, Blake	1	0	0.0	0	0
SPARACIO, Joe	1	13	13.0	0	13

Punting	no.	yds	avg	lg	tb	fc	i20	50+	blk
TOMASEK, Mitchel	46	202	44.1	63	6	4	14	12	0

Punt Returns	no.	yds	avg	td	lg
BEYDOUN, Hassan	5	26	5.2	0	11
DRUMMOND, Dyla	5	45	9.0	0	19
Total	10	71	7.1	0	19
Opponents	17	122	7.2	0	34

Kick Returns	no.	yds	avg	td	lg
JACKSON, Jaylon	20	551	27.5	1	89
BEYDOUN, Hassan	8	114	14.2	0	27
JACKSON-ANDER	4	10	2.5	0	6
EVANS, Samson	2	21	10.5	0	21
KNUE, Tanner	1	7	7.0	0	7
VADEN, Russell	1	19	19.0	0	19
Total	36	722	20.1	1	89
Opponents	35	738	21.1	0	75

All Purpose	g	rush	rcv	pr	kr	ir	total	avg/g
EVANS, Sam	11	1084	83	0	21	0	1188	108.0
JACKSON, Ja	12	344	127	0	551	0	1022	85.2
KNUE, Tanne	11	16	592	0	7	0	615	55.9
BEYDOUN, H	12	4	451	26	114	0	595	49.6
DRUMMOND, D	9	0	440	45	0	0	485	53.9
Total	12	1712	2613	71	722	74	5192	432.7
Opponents	12	1902	2506	122	738	34	5302	441.8

Total Offense	g	plays	rush	pass	total	avg/g
POWELL, Taylor	8	276	-82	1813	1731	216.4
EVANS, Samson	11	225	1084	3	1087	98.8
SMITH, Austin	9	179	255	774	1029	114.3
JACKSON, Jaylon	12	83	344	0	344	28.7



**collegepressbox**  
SINCE 2005 EVERYTHING BUT THE PREGAME MEAL

**2023**

**NATIONAL CHAMPIONSHIP**

**131 Teams**

**10 Conferences**

**42 Bowls**

**25 Awards**

**collegepressbox** is the official  
media website for Division I football

Access and download game notes, quotes, statistics, media guides,  
headshots, logos and more for all FBS schools, conferences,  
postseason games, awards and the College Football Playoff

**For access, please register for an account at:  
[collegepressbox.com/register](https://collegepressbox.com/register)**

 [collegepressbox](https://twitter.com/collegepressbox)

 [collegepressboxvideo](https://www.youtube.com/collegepressboxvideo)