



THE UNIVERSITY OF NEW MEXICO LOBO FOOTBALL

ATHLETIC COMMUNICATIONS

Frank Mercogliano, Asst. A.D. for Communications
Email: fmercog@unm.edu
Cell Phone: 505-410-4844
Twitter: @fmmmercogliano
www.GoLobos.com

1939 Sun Bowl * 1944 Sun Bowl * 1946 Sun Bowl * 1947 Harbor Bowl * 1961 Aviation Bowl * 1997 Insight.com Bowl * 2002 Las Vegas Bowl *
2003 Las Vegas Bowl * 2004 Emerald Bowl * 2006 New Mexico Bowl * 2007 New Mexico Bowl * 2015 Gildan New Mexico Bowl * 2016 Gildan New Mexico Bowl

Game 1

Date Thursday, September 2
Time 6:06 pm Mountain Time
Location Albuquerque, N.M.
Venue University Stadium
Capacity 39,224
Television My50/Mountain West Network
Series Record First Meeting
In Houston First Meeting
In Albuquerque First Meeting
Current Streak First Meeting
Last Meeting in Albuquerque First Meeting
Last Meeting in Houston First Meeting



New Mexico

Lobos

Record: 0-0 MW: 0-0

Head Coach: Danny Gonzales
UNM Record: 2-5 (2nd Year)
Career Record: 2-5 (2nd Year)



Houston Baptist

Huskies

Record: 0-0 SL: 0-0

Head Coach: Vic Shealy
Houston Baptist Record: 19-59 (8th season)
Career Record: 46-73-1 (12th season)

Broadcast Info

TV: My50/Mountain West Network

Play-by-Play Jeff Siembieda
Analyst George Carter
Sidelines None

RADIO: Lobo Radio Network

(770 KQOB-AM flagship in Albuquerque)

Play-by-Play Robert Portnoy
Analyst DonTrell Moore
Sidelines Ned James

2021 Schedule

Date	Opp. (AP/Coaches Poll)	TV	Time (MT)/Res.	Series Standing	Quick Facts
Sept. 2	Houston Baptist	My50/MW Network	6:06 pm	First Meeting	First home game for UNM in 642 days ... home head coaching debut for Danny Gonzales ... return home for Lobo Legend and DC Rocky Long
Sept. 11	New Mexico State	Stadium	5 pm	UNM leads 72-33-3	Resumption of series that had played for 74 consecutive years until 2020 ... first time consecutive Rio Grande Rivalry games in ABQ since 1970-74
Sept. 18	at Texas A&M (6/6)	SECN	11 am	Texas A&M leads 4-0	Lobos also played Texas A&M in 2017, and have games scheduled in 2023 and 2027 ... last win over current SEC Team was 2005 (45-35 at Missouri)
Sept. 25	at UTEP	ESPN Family	7 pm	UNM leads 42-32-3	UNM's second-most common opponent ... UNM's last OT game was at UTEP in 2013 (42-35 win) ... start of a two-game series.
Oct. 2	*Air Force (---/RV)	Fox Family	TBA	Air Force leads 24-14	Lobos shutout last year for first time since 2012 ... Lobos crossed midfield on nine of 11 drives, including final seven ... UNM went 0-4 FGs
Oct. 9	*at San Diego State	Fox Family	TBA	SDSU leads 27-15-0	Gonzales coached at SDSU 2011-17, Long was head coach 2011-19 ... Gonzales has been on winning side 14 straight in series, Long 15
Oct. 16	*Colorado State	Stadium	5 pm	CSU leads 42-25-0	2020 game canceled due to COVID issues ... CSU has won 10 straight ... first back-to-back in Albuquerque since 1988-89.
Oct. 23	*at Wyoming	Stadium	1:30 pm	Wyoming leads 38-35	Danny Gonzales' first head coaching win came last year vs. Cowboys (17-16) ... 16 PA vs. WYO in 2020 fewest since 2008.
Nov. 6	*UNLV	Stadium	5 pm	Series tied 12-12	UNM in 2020 played as many games in Las Vegas as UNLV (three) ... UNLV has won last two in ABQ ... UNM scored 50 in last meeting with UNLV
Nov. 13	*at Fresno State	Stadium	5 pm	Fresno State leads 13-5	Lobos beat Bulldogs 49-39 in 2020, ending 26-year losing skid covering seven games) ... most points scored in Gonzales era
Nov. 20	*at Boise State (RV/RV)	Fox Family	TBA	Boise State leads 10-1	Teams didn't play in 2020 due to BSU scheduling BYU ... fifth Nov/Dec matchup in the last six trips to Boise
Nov. 26	*Utah State	FS1	11 am	Utah State leads 14-13	Playing on 11/26 for second straight year, and third straight Thanksgiving weekend game vs. USU ... Aggies have won four straight

What's Inside

Must Haves for the Media Section

Schedule/Staff/At a Glance.....	3
Media Schedule/Policies	4
Roster	5-6
Where They Come From.....	7
Two-Deep	8

Section That Will Make Any Broadcast Better

Notes	9-13
Uniform Tracker	14

Career Stats - To Enhance Talking About Lobos

Quarterbacks	15
Running Backs	16
Receivers	17-18
Tight Ends	19
Defensive Backs	20-22
Linebacker	23-24
Defensive Line	25-27
Specialists	27

Stuff That Didn't Fit Under a Fun Title

2021 Opponent Schedules	28
About Head Coach Danny Gonzales	29

Section That Will Make Any Stats & Numbers Person Happy

Drive Charts	30
Red Zone Report/Starting Lineups	31
Results and Team Statistics.....	32
Offensive Statistics	33-35
Defensive Statistics.....	36

The Game-by-Game Section

UNM Game-by-Game Statistics.....	37
Opponent Game-by-Game Statistics	38
Game-by-Game Passing/Rushing/Receiving	39
Game-by-Game UNM Tackles.....	40
The Last Time it Happened.....	41
Game Recaps.....	42-45

GENERAL INFORMATION

Name of School University of New Mexico
City/Zip Albuquerque, N.M. 87106
Founded 1889 by Territorial Legislature
Enrollment 22,225
Nickname Lobos
School Colors Cherry and Silver
Stadium University Stadium
Capacity 39,224
Conference Mountain West
Affiliation NCAA I
President Dr. Garnett Stokes
Athletic Director Eddie Nuñez
Athletic Dept. Phone 505-925-5501
Ticket Office Phone 505-925-LOBO

COACHING STAFF

Head Coach Danny Gonzales
Alma Mater, Year New Mexico, 1998
Record at School (years) 2-5, 2nd season
Career Record (years) 2-5, 2nd season
Football Office Phone 505-925-5700
Best Time of Day to Reach Coach Contact SID
Assistant Coaches
Derek Warehime Off. Coord./TEs
Brandon Blackmon WRs
Jason Lenzmeier OL
Drew Mehringer QBs
Jordan Somerville RBs
Matt Clark G.A. (TEs)
Gray Curtis G.A. (OL)
Rocky Long Def. Coord./LBs
Jerome Haywood DL
David Howes S
Troy Reffett CBs
Dante Caro G.A. (CBs)
Jake Rothschilder G.A. (LBs)
Jamie Christian Special Teams Coordinator
Gavin Bevis Co-Director of Operations
Jacob Grant Co-Director of Operations
John Lintner Video Coordinator
James Carson Athletic Performance
Nate Matos Asst. Athletic Performance
Jordan Fiske G.A. Athletic Performance

TEAM INFORMATION

2020 Overall Record 2-5
2020 Mountain West Record/Finish 2-5/9th

HISTORY

First Year of Football 1892
Overall All-Time Record 490-611-31
Number of Bowls/last 13/2016
Bowl Record 4-8-1
NFL Draft Picks 65

COMMUNICATIONS

Press Box Phone 505-925-5805
SID Mailing Address New Mexico Athletics
Colleen J. Maloof Administration Building
1 University of New Mexico
MSC04 2680
Albuquerque, NM 87131-0001
Overnight Address New Mexico Athletics
Colleen J. Maloof Administration Building
1414 University Boulevard SE
Albuquerque, NM 87106

SOCIAL MEDIA

Website www.golobos.com



@UNMLoboFB



/NewMexicoLobos

Typical Game Week Media Policies & Procedures

MONDAY	TUESDAY	WEDNESDAY	THURSDAY	FRIDAY	SATURDAY	SUNDAY
Practice 9:30 - 11:15 a.m.	Practice 9:30 - 11:15 a.m.	Practice Closed	Game 6:06 pm	Practice Off	Practice TBA	Practice TBA
Media Open first 30 minutes Interviews after practice (Coaches/Players) Press Conference at 12:30 p.m.	Media Open first 30 minutes Interviews after practice (Coaches Only)	Media TV Meetings Only	Media After game	Media Off	Media TBA	Media TBA

Game Week Media Schedule

Media At Practice

Practice is only open for media for the first 30 minutes, and it is closed to the public. Contact Frank Mercogliano for more information about the class schedules for players needed for interviews (some players are not available due to class after practice, but we will make all efforts to get everyone the interviews they need). We ask for media to get all player interviews on Tuesday and Wednesdays. For special longer-form type of interviews, just contact Frank Mercogliano and we can make whatever arrangements are needed. The bottom line is we want to help you get the coverage you need.

Danny Gonzales Interview Opportunities

Coach Gonzales is available several times during the week. He has a weekly radio interview with The Opening Drive on Monday during the season, and holds a press luncheon on Tuesday. He is also available after practice on Wednesday and Thursday as well. He can be available by appointment on Mondays, but that is prep day for the upcoming week of practice.

New Mexico Media Luncheon

In the fall, the New Mexico Media Luncheons are Tuesdays from noon to 1 p.m. tentatively. Coach Danny Gonzales is available at 12:30 p.m. and he will be followed at the podium by offensive coordinator Derek Warehime and defensive coordinator Rocky Long. Audio and video clips from the UNM communications office, and also at www.golobos.com. The press conferences are also streamed on GoLobos.com by LoboTV. Please note that the Mountain West no longer conducts a football coaches teleconference. The luncheon is on the Zia II level of the West press box.

New Mexico Player Interview Opportunities

All player interviews must be arranged through the UNM athletics communications office. The main time for interviews is after practice. Wednesday is the last day for player interviews. For lengthier interviews, please call the communications office to arrange, which we are happy to do, working around class schedules. These will normally take place in the communications suite in the Maloof Center.

Postgame: The UNM locker room is closed. For home games that aren't running overly long, we will bring Coach Gonzales and two players into the Tow Diehm weight room (no elevators any more!!!!). This is where press conferences were held previously. After the press conferences, if media need other players that didn't address everyone (say for a sidebar story or something along those lines), we will have them available in the weight room but separate and not as a group interview.

For road games, we will have a regular media session that will be available via Zoom for everyone to follow, but we will allow media on site to ask questions first. We will record these and send them out afterwards.

Wireless in the Press Box

The press box at University Stadium is fully equipped for wireless connections. Access is free, but those wanting access need their own internal or external wireless cards. Phone lines are available. There won't be a lot of media there this season, so it should be a very strong signal.

www.collegepressbox.com

CollegePressBox.com gives the media one-stop access to updated contact information, media guides, game books, photos, quotes, links and more for each of the league's schools and the Mountain West office. Log-in information will be provided by the MW office to accredited media, or you can apply for a password by sending an e-mail to password@collegepressbox.com.

Ticket Information

- online at unmtickets.com
- by calling 925-5858 or toll-free at 800-955-HOWL
- Albertson's stores in Albuquerque, Rio Rancho, Los Lunas and Santa Fe
- Lobo Ticket Office inside University Arena at the NW corner of University & Cesar Chavez boulevards from 8:30-5 Monday-Friday
- UNM Bookstore (Bookstore Ticket Office is closed on Mondays) For more information call the New Mexico Athletics Ticket Office at (505) 925-5626 or 1-800-955-HOWL (4695). Call (505) 925-5500 for group tickets and ask to speak to a customer service representative.

On Game Day, the northeast box office at University Stadium opens four hours prior to kickoff, and the Lobo Ticket Office at University Arena opens three hours before game time. The northwest University Stadium box office opens 90 minutes before kickoff.

Lobo Talk & The Lobo Coaches Show

In the fall, host Robert Portnoy and coach Danny Gonzales discuss UNM football at Lobo Talk on Thursdays. The show airs from 7-8 p.m. from a site to be determined. Fans can call 866-350-4309 to ask coach Gonzales a question. Also in the fall, the Lobo Coaches Show will be produced by LoboTV, with distribution channels to be announced in.

Game Credentials

Regular UNM media will receive game credentials prior to the start of the season. Media members with season credentials will also serve as a parking pass for hopefully a return to the Baseball East lot, where we were prior to the 2019 season.

Visiting team media should request single-game credentials through their team's media relations office. Media passes work as parking passes for the Baseball lots.

Media members not associated directly with a team, along with scouts can log onto GoLobos.com and click the "credentials" tab to request game-specific credentials.

All media members who are picking up credentials on the day of the game will need to head to at the University Drive entrance to the Baseball South lot. The parking attendant will have all the credentials there. This should allow you to get your credential without having to wait in line or deal with parking on the north side of the stadium.

Parking

Media parking is located across and just south of the stadium off University Drive. Media members hopefully can park in the Baseball East lot which is located next to University Drive in the lot just beyond the right field fence of Santa Ana Star Field. You just show your credential to park.

Visiting Radio

The visiting radio booth is located on the fourth level of the main press box, next to the main media area. A reminder that we can all hear you when you get too exuberant. We can actually hear everything, and it is at times quite entertaining.



2021 Numerical Roster

No.	Name	Pos.	Ht.	Wt.	Cl-Exp.	Hometown (Last School)	Pronunciation
2	Terry Wilson	QB	6-3	202	Sr*-TR	Oklahoma City, Okla. (Kentucky/Garden City CC/Oregon/Del City HS)	
2	Tony Collier	CB	5-11	170	Sr&-2VL	Little Rock, Ark. (College of the Canyons/North Little Rock HS)	
3	Jace Taylor	WR	6-5	199	So*-1VL#	Lake Havasu, Ariz. (Lake Havasu HS)	
3	Patrick Peek	S	5-11	200	Sr&-2VL-RS	Ft. Worth, Texas (Trinity Valley JC/Aledo HS)	
4	Bobby Wooden	RB	5-11	185	So*-1VL#	Pearland, Texas (Dawson HS)	
4	Shaddrick Lowery	S	5-9	200	Sr&-2VL#	Dania Beach, Fla. (College of the Canyons/American Heritage HS)	
6	Isaiah Chavez	QB	6-0	206	Fr-RS	Rio Rancho, N.M. (Rio Rancho HS)	
7	Tavian Combs	S	6-2	197	So*-1VL#	Amarillo, Texas (Randall HS)	
8	Donte Martin	CB	5-10	182	Jr*-2VL-RS	Oxnard, Calif. (Rio Mesa HS)	Like the famous "Inferno"
9	Bear Milacek	QB	6-3	203	Fr-HS#	Anthem, Ariz. (Boulder Creek HS)	MILL a CHECK
9	Jerrick Reed II	S	5-10	192	Sr*-2VL-JC#	Olive Branch, Miss. (NW Mississippi CC/Olive Branch HS)	
10	Trae Hall	QB	6-2	190	Jr*-2VL-RS	Henderson, Texas (Henderson HS)	
11	CJ Montes	QB	6-2	200	Fr-HS#	Pasadena, Calif. (Paraclete HS)	
11	Xavier Hailey	S	5-11	160	Fr-HS#	Tulare, Calif. (Tulare Union HS)	zay VEE YER
12	Brandt Hughes	QB	6-2	220	Sr*-1SQ-RS	Chico, Calif. (Butte JC/Pleasant Valley HS)	
12	Antonio Hunt	S	5-10	160	Jr*-1VL-RS	Lancaster, Calif. (College of the Canyons/Paraclete HS)	
13	Clay Boone	WR	6-3	175	So*-TR-RS	St. Louis, Mo. (Missouri/Parkway North HS)	SEA JAY
14	Ronald Wilson	S	5-10	180	Fr-HS#	Fort Worth, Texas (North Crowley HS)	
15	Luke Wysong	WR	5-10	170	Fr-HS#	Rio Rancho, N.M. (Cleveland HS)	WHY SONG
15	Damon Gentry	S	6-1	165	Fr-HS#	Fort Worth, Texas (O.D. Wyatt HS)	
16	Connor Genal	QB	6-5	214	So*-1VL-RS	Santa Fe Springs, Calif. (St. Paul HS)	jen AL
17	Mannie Logan-Greene	WR	5-9	170	Sr&-2VL#	Ft. Lauderdale, Fla./Iowa Central CC/UCF/American Heritage HS	
17	Ben Bertram	END	6-2	255	Jr*-1VL-1SQ-RS	Albuquerque, N.M. (Sandia HS)	
18	Zarak Scruggs, Jr.	WR	6-2	205	Jr*-1SQ	Eatonville, Wash. (College of the Canyons/Eatonville HS)	ZAA wreck
18	Alec Marengo	LB	6-3	225	Fr-HS#	El Paso, Texas (Burgess HS)	ma REN co
19	Trace Bruckler	TE	6-3	200	Fr-HS#	Frisco, Texas (Lone Star HS)	
19	Devin Sanders	LB	6-2	236	Sr&-2VL	San Diego, Calif. (San Diego Mesa CC/Mira Mesa HS)	
20	Jacob Trussell	TE	6-6	205	Fr-HS#	Georgetown, Texas (Georgetown HS)	
20	Andrell Barney, Jr.	CB	5-11	185	Fr-HS#	Chandler, Ariz. (Basha HS)	
21	Chad Alexander	RB	5-6	190	So*-1VL-RS	New Orleans, La. (Landry-Walker HS)	
21	A.J. Odums	CB	5-11	160	Fr-HS#	Houston, Texas (Westfield HS)	
22	Aaron Dumas	RB	5-11	190	Fr-HS#	El Paso, Texas (Americas HS)	DOO mis
23	Jordan Guidry	RB	5-10	195	Fr-HS#	Beaumont, Texas (West Brook HS)	
23	Reco Hannah	LB	6-2	215	Sr&-2VL	Wedgee, Ala. (Highland CC/Randolph County HS)	
24	Keyonta Lanier	WR	6-1	160	Fr-HS#	Long Beach, California (Long Beach Poly)	
24	Coryon Francis	CB	6-2	175	Fr-HS#	Fort Worth, Texas (North Crowley HS)	
25	Marquae Kirkendoll	CB	6-0	184	So*-1VL-RS	Chicago, Ill. (Simeon HS)	mar KWAY
26	Nic Wilson	S	5-10	181	Sr*-1VL-1SQ-RS	San Bernardino, Calif. (El Cajon HS)	
26	Cameron Newell	K	5-11	180	Fr-HS#	Forney, Texas (Forney HS)	
27	Quinn Potts	S	6-0	210	Fr-RS	Compton, Calif. (Dominguez HS)	
29	Duece Jones	CB	6-0	165	Fr-RS	Baton Rouge, La. (Scotlandville Magnet HS)	
30	Ray Leutele	LB	5-11	210	So*-1VL#	Anaheim, Calif. (Mater Dei HS)	lay OO TELL ay
31	Mathias Bertram	S	6-1	182	Fr-RS	Albuquerque, N.M. (Sandia HS)	
32	Ernesto Acuña	LB	6-3	220	Fr-HS#	Clovis, N.M. (Clovis HS)	ah COON nya
33	Josh Howes	LB	5-10	200	Fr-HS#	Rio Rancho, N.M. (Rio Rancho HS)	
34	Bobby Cole	RB	5-9	207	Sr*-2VL-1SQ-RS	Chatsworth, Calif. (Sierra Canyon HS)	
35	George Steinkamp	K	6-2	188	Sr*-1VL	Los Alamos, N.M. (Los Alamos HS)	
35	Semaj Sims	LB	6-1	228	Fr-RS	Oakland, Calif. (McClymonds HS)	seh MAAZH
36	Syair Riley	LB	6-0	233	So*-1VL#	Inglewood, Calif. (Palisades HS)	sigh AIR
38	Quinten Thomas	LB	6-1	211	Fr-RS	Albuquerque, N.M. (Cibola HS)	
39	Kyler Drake	END	6-4	256	Fr-RS	San Bernardino, Calif. (Carter HS)	
41	Dion Hunter	LB	6-2	220	Fr-RS	Rio Rancho, N.M. (Cleveland HS)	
41	Connor Witthoft	TE	6-3	235	So*-1VL#	Tucson, Ariz. (Salpointe Catholic HS)	
45	Josh Woisin	LB	5-10	220	Sr*-1VL-2SQ-RS	Albuquerque, N.M. (La Cueva HS)	Rhymes with "Poison"
46	Isaiah Perez	LS	5-11	200	Sr*-TR	Carlsbad, N.M. (Western New Mexico/Carlsbad HS)	
47	Caleb Marra	TE	6-4	225	Fr-RS	Albuquerque, N.M. (La Cueva HS)	
47	Jared Long	P	6-1	186	Fr-RS	Albuquerque, N.M. (Del Norte HS)	
48	Simon Gay	TE	6-6	242	Fr-HS#	Albuquerque, N.M. (Volcano Vista HS)	
48	Troy Sicaeros	LS	6-0	221	So*-1VL#	San Juan Capistrano, Calif. (JSerra Catholic HS)	
50	Ja'Shon Lowery	NT	6-5	250	Fr-HS#	Albuquerque, N.M. (La Cueva HS)	
51	Bryce Santana	END	6-3	281	Fr-RS	Los Lunas, N.M. (Los Lunas HS)	
52	Ian Shewell	END	6-3	230	So*-1VL#	Gilbert, Ariz. (Williams Field HS)	
53	Larry Allen	DL	6-1	240	So-RS	Rio Rancho, N.M. (Rio Rancho HS)	
54	Langston Murray	NT	6-2	297	Sr*-2VL-1SQ-RS	Logansport, La. (Logansport HS)	
55	Radson Jang	OL	6-2	245	Sr*-1VL-2SQ-RS	Honolulu, Haw. (Army Prep/Kamehameha HS)	
55	JD Roberts	LB	6-2	235	Fr-HS#	Scottsdale, Ariz. (Notre Dame Prep)	
56	Austin Cook	OL	6-5	300	Sr&-3VL	Fort Scott, Kan. (Butler Community College/Fort Scott HS)	
57	Clement Ulale	OL	6-3	278	Fr-HS	Albuquerque, N.M. (Albuquerque HS)	OO LA LAY
57	Keith Alvarado	NT	6-2	262	Fr-RS	Albuquerque, N.M. (El Dorado HS)	
58	Cody Moon	LB	6-2	200	Fr-RS	Albuquerque, N.M. (Volcano Vista HS)	



2021 Numerical Roster

No.	Name	Pos.	Ht.	Wt.	Cl-Exp.	Hometown (Last School)	Pronunciation
59	Jack Buford	OL	6-4	310	So*-TR	St. Louis, Mo. (Missouri/Lutheran North HS)	
62	Chris Lovato	OL	6-0	265	Fr-HS#	Santa Fe, N.M. (St. Michael's HS)	
64	Kyle Stapley	OL	6-3	293	Sr&-3VL	Morgan, Utah (Snow College/Morgan HS)	STAPE lee
65	Nathaniel Gomez	OL	6-4	285	Fr-HS#	San Diego, Calif (Lincoln HS)	
66	Jacob Jankoviak	OL	6-2	283	Sr-1VL-RS	Corona, Calif. (Fullerton JC/Centennial HS)	jan COE VEE yak
67	Isaak Gutierrez	OL	6-2	305	Jr*-1VL	Eureka, Calif. (Butte College/Eureka HS)	
68	Shancco Matautia	OL	6-2	295	Fr-HS#	Anaheim, California (Servite HS)	MAH TAH oo TEE ya
70	Isaiah Sillemon	OL	6-3	290	Fr-HS#	Dallas, Texas (Lancaster HS)	
71	Ben Davis	OL	6-3	295	Sr&-1VL	Elk Grove, Calif. (Minnesota/American River College/Elk Grove HS)	
72	Jer' Marques Bailey	OL	6-6	332	Fr-RS	Humble, Texas (Atascocita HS)	JER mar KEZ
73	Cade Briggs	OL	6-3	295	Jr*-2VL#	Las Vegas, Nev. (Bishop Gorman HS)	
74	Greg Brown II	OL	6-1	290	Fr-RS	Pearland, Texas (Shadow Creek HS)	
75	Leke Asenuga	OL	6-2	315	Fr-RS	Richmond, Texas (George Bush HS)	le KAY ah she NEW gah
76	Vincent Santos	OL	6-4	303	Fr-RS	Chula Vista, Calif. (Naval Prep/Eastlake HS)	
77	Larry Luna	OL	6-6	300	Fr-HS#	Roswell, N.M. (Goddard HS)	
78	Arrison Cole	OL	6-7	290	Fr-HS#	Suwanee, Ga. (Lambert HS)	
79	Walter Baca	OL	6-1	280	Fr-RS	Los Lunas, N.M. (Los Lunas HS)	
80	Ryan Cosper	WR	6-3	193	Fr-RS	Albuquerque, N.M. (Hope Christian HS)	
81	Elijah Queen	WR	6-5	207	So*-1VL#	Carson, Calif. (Narbonne HS)	
82	Austin Erickson	WR	6-0	170	Fr-RS	Albuquerque, N.M. (Manzano HS)	
83	Blake Wells	WR	5-11	190	Sr*-1SQ	Clovis, Calif. (College of the Canyons/Buchanan HS)	
84	Joah Flores	WR	5-8	165	So-HS#	Albuquerque, N.M. (Volcano Vista HS)	
84	Jeffrey Blake	LB	6-4	218	So*-TR-RS	Norcross, Ga. (San Diego State/Greater Christian HS)	
85	Kyle Jarvis	TE	6-4	235	Sr&-2VL	Antioch, Calif. (Contra Costa College/Antioch HS)	
86	Kai Jessie	TE	6-5	200	Fr-HS#	San Diego, Calif. (Patrick Henry HS)	
87	Andrew Erickson	WR	6-2	205	So*-1VL-2RS	Albuquerque, N.M. (Manzano HS)	
88	Benji Johnson	WR	6-4	195	Fr-HS#	Hooks, Texas (Hooks HS)	
89	Conner Kinslow	TE	6-4	235	So*-1VL#	Flushear, Texas (Obra D. Tompkins HS)	
90	OJ Bartley	NT	6-2	284	Fr-RS	Pagai, American Samoa, Calif. (Edison HS)	
91	Adam Gay	END	6-5	275	Sr-RS	Albuquerque, N.M. (New Mexico Highlands/Volcano Vista HS)	
92	Omar Darama	END	6-3	270	So*-1VL-RS	Arlington, Texas (Sam Houston HS)	duh RAH may
93	Jaden Phillips	DL	6-2	255	Fr-HS#	Clovis, N.M. (Clovis HS)	
94	Andrew Shelley	K	6-1	186	Sr*-2VL-1SQ-RS	Albuquerque, N.M. (Eldorado HS)	
95	Jake Saltonstall	END	6-4	250	Jr*-1VL	Morgan Hill, Calif. (Foothill College/Live Oak HS)	
96	Corey Hightower	CB	5-11	185	Sr&-4VL-RS	Huntsville, Texas (Huntsville HS)	
96	Aaron Rodriguez	P	6-0	200	So*-TR	Newhall, Calif. (Missouri/Hart HS)	
97	Justin Harris	END	6-6	259	Sr*-1VL-1SQ	Gonzalez, Louisiana (Hutchinson CC/Baylor/East Ascension HS)	
98	Joey Noble	END	6-3	245	Sr&-2VL#	Cerritos, Calif. (Fullerton JC/Los Alamitos HS)	
99	Ben Gansallo	DL	6-3	280	Sr&-1VL-RS	Missouri City, Texas (Blinn JC/Dulles JC)	

#denotes has a redshirt year available

*denotes has a super senior year available due to the COVID 2020 season

&denotes utilizing his super senior season due to the COVID 2020 season

Coaching Staff

Head Coach: Danny Gonzales (New Mexico, 1998 — first year)

Offensive Coordinator/TEs: Derek Warehime (Tulsa, 2006)

Defensive Coordinator/LBs: Rocky Long (New Mexico, 1971)

Special Teams Coordinator: Jamie Christian (Central Washington, 1999)

Receivers: Brandon Blackmon (Tennessee State, 2008)

Defensive Line: Jerome Haywood (San Diego State, 2002)

Safeties: David Howes (New Mexico, 1997)

Offensive Line: Jason Lenzmeier (New Mexico, 2005)

Quarterbacks: Drew Mehringer (Rice, 2010)

Cornerbacks: Troy Reffett (UTEP, 1990)

Running Backs: Jordan Somerville (Arizona State, 2019)

Offensive Graduate Assistants: Matt Clark, Gray Curtis

Defensive Graduate Assistants: Dante Caro, Jake Rothschilder

Co-Director of Operations: Gavin Bevis

Co-Director of Operations: Jacob Grant

Director of Athletic Performance: Jimmy Carson

Asst. Director of Athletic Performance: Nate Matos

Athletic Performance Graduate Assistant: Jordan Fiske

Equipment Director: Chris Schieder

Video Coordinator: John Lintner

Athletic Director: Eddie Nuñez

Assistant Athletics Director/Communications (Primary Contact): Frank Mercogliano

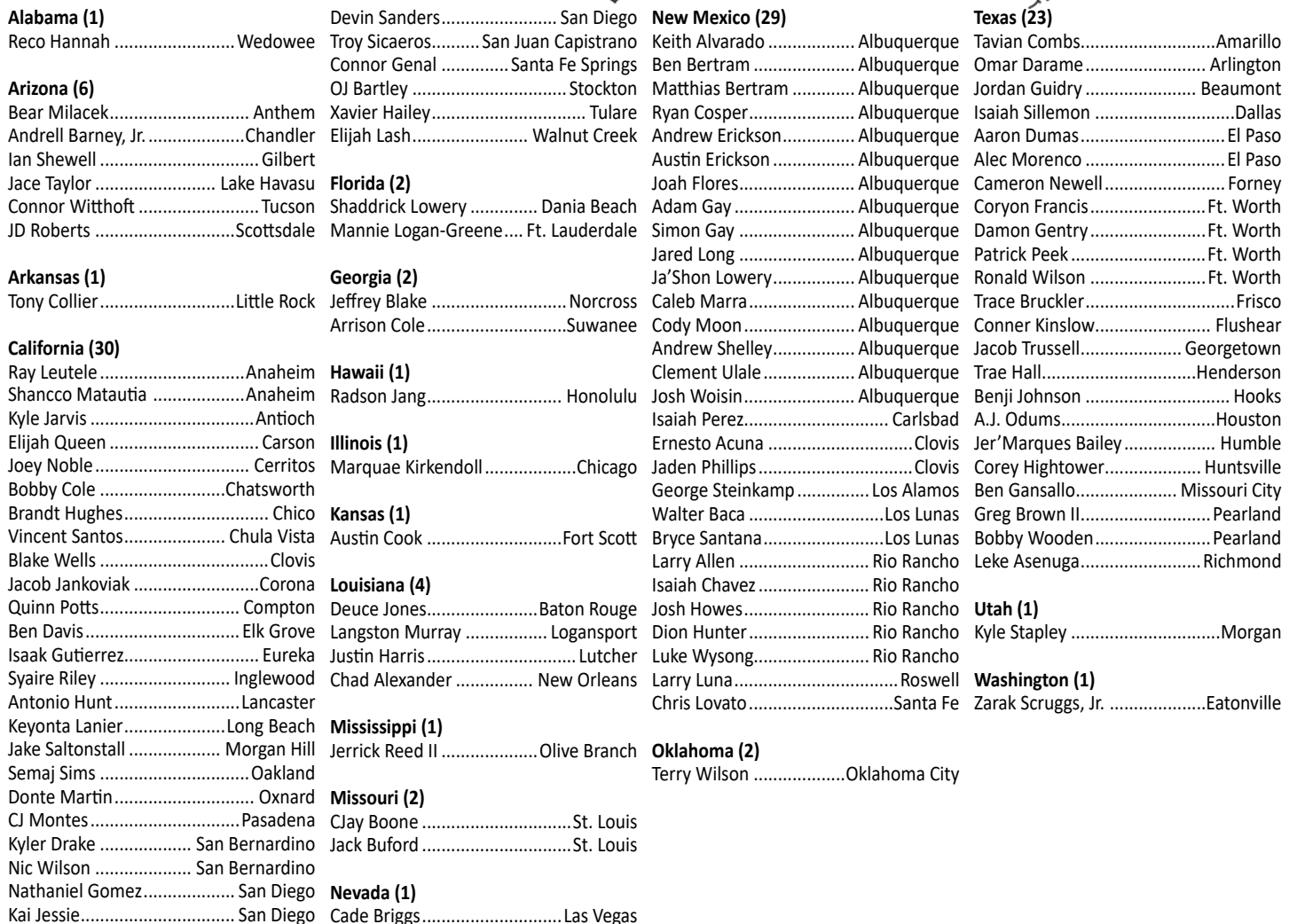
Game Day Coaching Positions

Offense

Derek Warehime	OC/TE	Field	wear HIME
Jason Lenzmeier	OL	Field	LENS my uhr
Brandon Blackmon	WR	Field	
Jamie Christian	ST/WR	Field	
Matt Clark	GA	Field	
Jordan Somerville	RB	Press Box	SUMMER ville
Drew Mehringer	QB	Press Box	MEH rihn ger
Gray Curtis	GA	Press Box	

Defense

Rocky Long	DC/LB	Field	
Troy Reffett	CB	Field	REF it
David Howes	S	Press Box	like "Housing" but no ing
Jerome Haywood	DL	Press Box	
Jake Rothschilder	GA	Press Box	rahth SHILL rr
Dante Caro	GA	Press Box	CAR oh





2021 Primary Two-Deep & Flash Stats

OFFENSE

Pos.	#	Player	Ht.	Wt.	Cl.-Ex.	Hometown (Last School)	2020 Stats
WR-X	87	Andrew Erickson	6-2	205	So*-1VL-2RS	Albuquerque, N.M. (Manzano HS)	18 catches, 270 yards, 2 TD, long of 46
	3	Jace Taylor	6-5	199	So*-1VL#	Lake Havasu, Ariz. (Lake Havasu HS)	No stats
	13	Clay Boone	6-3	175	So*-TR	St. Louis, Mo. (Missouri/Parkway North HS)	At Missouri
LT	73	Cade Briggs	6-3	286	So-1L#	Las Vegas, Nev. (Bishop Gorman HS)	7 starts, 7 games played
	74	Greg Brown II	6-1	290	Fr-RS	Pearland, Texas (Shadow Creek HS)	2 games played
LG	56	Austin Cook	6-5	300	Sr&-3L	Fort Scott, Kan. (Butler CC/Fort Scott HS)	7 starts, 7 games played
	68	Shannco Matautia	6-2	295	Fr-HS#	Anaheim, California (Servite HS)	High School
C	64	Kyle Stapley	6-3	293	Sr&-3L	Morgan, Utah (Snow College/Morgan HS)	7 starts, 7 games played
	67	Isaak Gutierrez	6-2	305	Jr*-1VL	Eureka, Calif. (Butte College/Eureka HS)	7 starts, 7 games played
RG	67	Isaak Gutierrez	6-2	305	Jr*-1VL	Eureka, Calif. (Butte College/Eureka HS)	7 starts, 7 games played
	75	Leke Asenuga	6-2	315	Fr-RS	Houston, Texas (George Bush HS)	3 games played
RT	66	Jacob Jankoviak	6-2	283	Sr-1VL-RS	Corona, Calif. (Fullerton JC/Centennial HS)	Redshirted
	71	Ben Davis	6-3	295	Sr&-1VL	Elk Grove, Calif. (Minnesota/American River College/Elk Grove HS)	1 start, 7 games played
TE	85	Kyle Jarvis	6-4	235	Sr&-2VL	Antioch, Calif. (Contra Costa College/Antioch HS)	3 catches, 43 yards, long of 15
	41	Connor Witthoft	6-3	235	So*-1VL	Tucson, Ariz. (Salpointe Catholic HS)	No stats
	47	Caleb Marra	6-4	225	Fr-RS	Albuquerque, N.M. (La Cueva HS)	Redshirted
-or-	19	Trace Bruckler	6-3	200	Fr-HS#	Frisco, Texas (Lone Star HS)	High School
-or-	48	Simon Gay	6-6	242	Fr-HS#	Albuquerque, N.M. (Volcano Vista HS)	High School
WR-H	17	Mannie Logan-Greene	5-9	170	Sr&-2VL	Ft. Lauderdale, Fla. (Iowa Central/UCF/IMG Academy/Coconut Creek HS)	30 catches, 277 yards, long of 49, 9 rushes, 50 yards, long of 27
	15	Luke Wyson	5-10	170	Fr-HS#	Rio Rancho, N.M. (Cleveland HS)	High School
	84	Joah Flores	5-8	165	So-HS#	Albuquerque, N.M. (Volcano Vista HS)	High School
WR-Z	24	Keyonta Lanier	6-1	160	Fr-HS#	Long Beach, Calif. (Long Beach Poly)	High School
	81	Elijah Queen	6-5	207	So*-1VL#	Carson, Calif. (Narbonne HS)	No stats
QB	2	Terry Wilson	6-3	202	Sr*-TR	Oklahoma City, Okla. (Kentucky Garden City CC/Oregon/Del City HS)	At Kentucky
	10	Trae Hall	6-2	190	Jr*-2VL-RS	Henderson, Texas (Henderson HS)	53-101-3, 518 yards, 0 TDs, long of 49; 39 carries, 102 yards, 0 TDs, long of 17; 1 catch, 16 yards, 1 TD, long of 16
	11	C.J. Montes	6-2	200	Fr-HS#	Pasadena, Calif. (Paraclete HS)	High School
RB	34	Bobby Cole	5-9	207	Sr*-1L-1SQ-RS	Chatsworth, Calif. (Sierra Canyon HS)	97 carries, 548 yards, 6 TD, long of 36, 5 catches, 75 yards, 1 TD, long of 44
	22	Aaron Dumas	5-11	190	Fr-HS#	El Paso, Texas (Americas HS)	High School
	21	Chad Alexander	5-6	190	So*-1VL-RS	New Orleans, La. (Landry-Walker HS)	3 carries, 14 yards, 0 TDs, long of 9, 5 catches, 10 yards, 0 TDs, long of 6
-or-	4	Bobby Wooden	5-11	185	So-1VL#	Pearland, Texas (Dawson HS)	4 carries, 12 yards, 0 TD, long of 4, 8 catches, 42 yards, 0 TD, long of 15

DEFENSE

Pos.	#	Player	Ht.	Wt.	Cl.-Ex.	Hometown (Last School)	Stats
LE	97	Justin Harris	6-6	259	Sr*-1VL-1SQ	Gonzalez, La. (Hutchinson CC/Baylor/East Ascension HS)	Redshirt
	95	Jake Saltstall	6-4	250	Jr*-1VL	Morgan Hills, Calif. (Foothill College/Live Oak HS)	12 tackles, 2.0 sacks for 21 yards, 2.0 TFLs for 21 yards, 2 FR for 0 yards, 1 PBU
	92	Omar Darame	6-3	270	So*-1VL-RS	Arlington, Texas (Sam Houston HS)	4 tackles, 1.0 TFLs for 1 yard
NT	54	Langston Murray	6-2	297	Sr*-2VL-1SQ-RS	Logansport, La. (Logansport HS)	Redshirted
	51	Bryce Santana	6-3	281	Fr-RS	Los Lunas, N.M. (Los Lunas HS)	2 tackles
	99	Ben Gansallo	6-3	280	Sr&-2VL	Missouri City, Texas (Blinn JC/Dulles HS)	9 tackles, 3.0 sacks for 11 yards, 3.0 TFLs for 11 yards
RE	98	Joey Noble	6-3	245	Sr&-2VL#	Cerritos, Calif. (Fullerton JC/Los Alamitos HS)	40 tackles, 4.0 sacks for 37 yards, 5.0 TFLs for 38 yards, 1 FF, 1 FR for 0 yards
	91	Adam Gay	6-5	275	Sr&-RS	Albuquerque, N.M. (New Mexico Highlands/Volcano Vista HS)	No stats
	39	Kyler Drake	6-4	256	Fr-RS	San Bernardino, Calif. (Carter HS)	Redshirted
LLB	19	Devin Sanders	6-2	236	Sr&-2VL	San Diego, Calif. (San Diego Mesa CC/Mira Mesa HS)	32 tackles, 1.0 TFLs for 1 yard, 1 PBU, 2 FF
	58	Cody Moon	6-2	200	Fr-RS	Albuquerque, N.M. (Volcano Vista HS)	Redshirted
MLB	30	Ray Leutele	5-11	210	So*-1VL#	Anaheim, Calif. (Mater Dei HS)	11 tackles, 2.5 TFLs for 4 yards
	42	Dion Hunter	6-2	220	Fr-RS	Rio Rancho, N.M. (Cleveland HS)	7 tackles, 0-5 TFLs for 0 yards
RLB	44	Reco Hannah	6-2	215	Sr&-2VL	Wedowee, Ala. (Highland CC/Randolph County HS)	11 tackles, 0.5 TFLs for 1 yard
	36	Syair Riley	6-0	233	So*-1VL#	Inglewood, Calif. (Palisades HS)	6 tackles
	84	Jeffrey Blake	6-4	218	So*-TR-RS	Norcross, Ga. (San Diego State/Greater Christian HS)	San Diego State
LCB	96	Corey Hightower	5-11	185	Sr&-4VL-RS	Huntsville, Texas (Huntsville HS)	2 tackles
	21	A.J. Odums	5-11	160	Fr-HS#	Houston, Texas (Westfield HS)	High School
LWOLF	3	Patrick Peek	5-11	200	Sr&-2VL-RS	Ft. Worth, Texas (Trinity Valley JC/Aledo HS)	31 tackles, 2.5 TFLs for 9 yards, 1 INT for 18 yards, 3 PBU, 1 FR for 0 yards
	12	Antonio Hunt	5-10	160	Jr*-1VL-RS	Lancaster, Calif. (College of the Canyons/Valley HS)	7 tackles, 1 PBU
LOBO	7	Tavian Combs	6-2	197	So&-1VL#	Amarillo, Texas (Randall HS)	51 tackles, 0.5 sacks for 1 yard, 0.5 TFLs for 1 yard, 1 FF, 1 PBU
	31	Matthias Bertram	6-1	182	Fr-RS	Albuquerque, N.M. (Sandia HS)	No stats
	14	Ronald Wilson	5-10	180	Fr-HS#	Fort Worth, Texas (North Crowley HS)	High School
RWOLF	9	Jerrick Reed II	5-10	192	Sr*-2VL#	Olive Branch, Miss. (MW Mississippi CC/Olive Branch HS)	33 tackles, 1.0 TFLs for 1 yard, 4 INT for 58 yards, 3 PBU, 1 FR for 0 yards
	14	Ronald Wilson	5-10	180	Fr-HS#	Fort Worth, Texas (North Crowley HS)	High School
RCB	8	Donte Martin	5-10	182	Jr*-2VL-RS	Oxnard, Calif. (Rio Mesa HS)2	9 tackles, 1.0 sacks for 2 yards, 1.0 TFLs for 2 yards, 3 PBU
	2	Tony Collier	5-11	170	Sr&-2VL	Little Rock, Ark. (College of the Canyons/North Little Rock HS)	24 tackles, 1.0 TFLs for 1 yard, 1 PBU

SPECIAL TEAMS

Pos.	#	Player	Ht.	Wt.	Cl.-Ex.	Hometown (Last School)	Stats
FGs	35	George Steinkamp	6-2	188	Sr*-1VL	Los Alamos, N.M. (Los Alamos)	6-11 FG (46WR, 26G, 49G, 46WL, 24G, 42G, 26G, 48G, 50BL, 51WR, 37WR), 8-8 XP, 26 pts
-OR-	94	Andrew Shelley	6-1	186	Sr-2VL-1SQ-RS	Albuquerque, N.M. (Eldorado HS)	0-1 FG (40WR), 0-0 XP, 0 pts
KOs	35	George Steinkamp	6-2	188	Sr*-1VL	Los Alamos, N.M. (Los Alamos)	Has not kicked off
	94	Andrew Shelley	6-1	186	Sr-2VL-1SQ-RS	Albuquerque, N.M. (Eldorado HS)	Has not kicked off
P	96	Aaron Rodriguez	6-0	200	So*-TR	Newhall, Calif. (Missouri Hart HS)	Missouri
	47	Jared Long	6-1	185	Fr-RS	Albuquerque, N.M. (Del Norte HS)	Has not played
DS	48	Troy Sicaeros	6-0	221	So*-1VL#	San Juan Capistrano, Calif. (JSerra Catholic HS)	7 starts, 7 games played, 1 tackle
	46	Isaiah Perez	5-11	200	Sr*-TR	Carlsbad, N.M. (Western New Mexico/Carlsbad HS)	Western New Mexico
Hold	47	Jared Long	6-1	185	Fr-RS	Albuquerque, N.M. (Del Norte HS)	Has not held
	96	Aaron Rodriguez	6-0	200	So*-TR	Newhall, Calif. (Missouri Hart HS)	Missouri
KOR	17	Mannie Logan-Greene	5-9	170	Sr&-2VL#	Ft. Lauderdale, Fla. (Iowa Central/UCF/IMG Academy/Coconut Creek HS)	5 returns, 156 yards, 31.2 avg., long of 75
	21	Chad Alexander	5-6	190	So*-1VL-RS	New Orleans, La. (Landry-Walker HS)	10 returns, 156 yards, 15.6 avg, long of 22
	8	Donte Martin	5-10	182	Jr*-2VL-RS	Oxnard, Calif. (Rio Mesa HS)	No Returns
PR	17	Mannie Logan-Greene	5-9	170	Sr&-2VL#	Ft. Lauderdale, Fla. (Iowa Central/UCF/IMG Academy/Coconut Creek HS)	6 returns, 32 yards, 5.3 avg., long of 14
	84	Joah Flores	5-8	165	So-HS#	Albuquerque, N.M. (Volcano Vista HS)	High School

BOLD denotes starter #denotes has redshirt available &denotes using super senior season *denotes has a super season year available

Roster Breakdown

2021 LETTERMEN RETURNING (41)

Offense (17): QB (2) Trae Hall**, Connor Genal*; RB (3) Bobby Cole**, Chad Alexander*, Bobby Wooden*; WR (4) Mannie Logan-Greene**, Andrew Erickson*, Jace Taylor*, Elijah Queen*; TE (3) Kyle Jarvis**, Conner Kinslow*, Connor Witthoft*; OL (5) Austin Cook***, Kyle Stapley***, Ben Davis*, Cade Briggs**, Isaak Gutierrez*;

Defense (21): NT (1) Ben Gansallo*; ENDS (5) Joey Noble**, Jake Saltonstall*, Ben Bertram*, Omar Darame*, Ian Shewell*; LB (5) Reco Hannah**, Devin Sanders**, Josh Woisin*, Ray Leutele*, Syaïre Riley*; S (4) Patrick Peek**, Shaddrick Lowery**, Jerrick Reed II**, Tavian Combs*; CB (6) Tony Collier**, Corey Hightower****, Nic Wilson*, Antonio Hunt*, Donte Martin**, Marquae Kirkendoll*

Specialists (3): K (2) Andrew Shelley**, George Steinkamp*; LS (1) Troy Sicaeros*

STARTERS RETURNING (17)

Offense (8): QB Trae Hall, OL Kyle Stapley, OL Isaak Gutierrez, OL Austin Cook, OL Cade Briggs, WR Andrew Erickson, WR Mannie Logan-Greene, RB Bobby Cole

Defense (7): END Joey Noble, END Jake Saltonstall, LB Davin Sanders, CB Tony Collier, CB Donte Martin, S Jerrick Reed II, LOBO Tavian Combs

Specialists (2): K George Steinkamp, LS Troy Sicaeros,

STARTERS LOST (8)

Offense (3): OL Teton Saltes, TE Marcus Williams, WR Jordan Kress

Defense (4): NT Elmer Pauni, MLB Brandon Shook, LB Kameron Miller, S Letayveon Beaton

Specialists (1): P Tyson Dyer

REDSHIRTS RETURNING (37)

Offense (12): QB (2) Brandt Hughes, Isaiah Chavez WR (2) Zarak Scruggs, Jr., Ryan Cosper; TE (1) Caleb Marra; OL (7) Jacob Jan-koviak, Radson Jang, Greg Brown II, Leke Asenuga, Jer' Marques Bailey, Vincent Santos, Walter Baca

Defense (16): NT (3) Langston Murray**, OJ Bartley, Keith Alvarado; ENDS (5) Adam Gay, Justin Harris, Elijah Lash, Bryce Santana, Kyler Drake; LB (3) Dion Hunter, Samaj Sims, Cody Moon; S (2) Quinn Potts, Matthias Bertram; CB (2) Deuce Jones, Michael Garcia

Specialists (1): P (1) Jared Long

INCOMING FRESHMEN (34)

Offense (19): QB (2) Bear Milacek, CJ Montes; RB (3) Aaron Dumas, Jeston Webskowsky, Jordan Guidry; WR (5) Joah Flores (So.), Trace Bruckler, Benji Johnson, Keyonta Lanier, Luke Wysong; TE (3) Jacob Trussell, Kai Jessie, Simon Gay; OL (6) Isaiah Sillemo, Larry Luna, Shancco Matautia, Arrison Cole, Nathaniel Gomez, Chris Lovato

Defense (13): NT (1) Ja'Shon Lowery; ENDS (1) Jaden Phillips; LB (4) JD Roberts, Alec Morenco, Ernesto Acuna, Josh Howes; S (4) Ronald Wilson, Damon Gentry, Xavier Hailey, Tommy Luhan; CB (3) A.J. Odums, Andreil Barney, Coryon Francis

Specialists (2): P (1) Cameron Newell; K (1) Aaron Rodriguez

INCOMING TRANSFERS (5)

Offense (3): QB (1) Terry Wilson; WR (3) Clay Boone; OL (1) Jack Buford

Defense (1): LB (1) Jeffrey Blake

Specialists (3): LS (1) Isaiah Perez; P (1) Aaron Rodriguez

*denotes number of letters won.

italics denotes redshirt/medical redshirt but has played in a game

The Opening List

When the Lobos open their 2021 season, it will be at home. Finally.

The game will mark the return of four former Lobo coaches to the home sidelines at head coach Danny Gonzales will coach his first game at home, with for Lobo coaches Rocky Long, Jason Lenzmeier and Troy Reffett. However, what we are concerned with is the first that the first home game that Gonzales will serve as head coach will come in his eighth career game, and a wild 625 days since he was named the head coach on December 17, 2019.

Most Lobo coaches recently have played a home game either in their debut, or their second game. Certainly, none have ever had to wait until the eighth game, have they? They haven't. Danny Gonzales waiting until his eighth game to coach at home makes him only the third coach in Lobo history to ever have to wait until even game three, and that's out of 32 coaches. When Lobo coaches have made their home debuts is the subject of a very Bob Dylanesque "Subterranean Homesick Blues" type of Opening List.

Coach	Debut Season	1st Home Game in Game:	Coach	Debut Season	1st Home Game
W.A. Zimmer	1894	1	Dudley DeGroot	1950	1
Joe Napier	1901	1	Robert Titchenal	1953	2
Walter McEwan	1903	1	Dick Clausen	1956	2
Martin Angel	1905	1	Marv Levy	1958	3
Herman Conwell	1908	1	Bill Weeks	1960	2
C.L. McBirnie	1909	2	Rudy Feldman	1968	1
Carl Hamilton	1910	1	Bill Mondt	1974	1
Ralph Hutchinson	1911	2	Joe Morrison	1980	1
Frank Worth	1917	1	Joe Lee Dunn	1983	1
John McGough	1919	1	Mike Sheppard	1987	4
Roy Johnson	1920	2	Dennis Franchoine	1992	1
Charles Riley	1931	2	Rocky Long	1998	1
Gwinn Henry	1934	1	Mike Locksley	2009	2
Ted Shipkey	1937	1	George Barlow	2011	1
Willis Barnes	1942	1	Bob Davie	2012	1
Berl Huffman	1947	1	Danny Gonzales	2020	8

What's Back, and What's Not

The Lobos return 17 starters (eight on offense, seven on defense and two specialists) for the 2021 season, and here are the numbers that are back, and the numbers that aren't:

	Total	Return	Departed
Rushes	289	289 (61.9%)	110
Yards	1370	1370 (59.6%)	553
Touchdowns	12	12 (58.3%)	5
Receptions	122	122 (59.0%)	50
Yards	1386	1386 (56.2%)	607
Touchdowns	8	8 (62.5%)	3
Completions	122	83 (68.0%)	39
Attempts	215	147 (68.4%)	68
Yards	1386	867 (62.6%)	475
Touchdowns	8	4 (50.0%)	4

And That's What We Call, A Winning Streak

The Lobos have a chance to turn a large losing streak into a nice little winning streak. The Lobos last year were sitting at 0-5 on the 2020 season and the team had lost 14 straight games dating back to September 20, 2019. New Mexico at the time shared the nation's longest losing streak with Kansas at 14 games for exactly eight hours and 54 minutes. Then UNM ended that streak, including a 20-game conference losing streak with a 17-16 win over Wyoming. After that win, head coach Danny Gonzales told his team that if you beat Fresno State, that's called a winning streak. That's exactly what happened.

New Mexico defeated Fresno State 49-39, giving UNM a two-game winning streak, meaning that the Lobos enter the 2021 season tied for the 13th longest winning streak in the nation. That two-game winning streak is on the line when UNM hosts Houston Baptist at University Stadium.

If UNM were to win, it would give the Lobos its first three-game winning streak since winning three in a row, winning the first two games of the 2016 season and then the 2017 opener. It would amazingly tie for the second-longest winning streak since the 2004 season, when UNM won five straight. The Lobos also won five in a row in 2016.

Incidentally, UNM has won six straight games against non-FBS opponents. Houston Baptist is a member of the FCS Southland Conference.

Speaking of Turning Streaks on Their Collective Heads

New Mexico had lost 14 straight games, but has now won two in a row.

New Mexico had lost 20 straight conference games, but has now won two in a row

New Mexico had lost 26 straight games when trailing at halftime, but has now won two in a row

New Mexico had lost 35 straight games when trailing after three quarters, but has now won two in a row

Lobos in the NCAA (2020)

Stat	Rank	Value
Total Offense	81	376.8
Rushing Offense	52	178.5
Passing Offense	93	198.3
Team Passing Efficiency	114	111.20
Scoring Offense	113	19.7
Total Defense	105	453.7
Rushing Defense	82	181.8
Passing Yards Allowed	109	271.8
Team Passing Efficiency Defense	124	166.76
Scoring Defense	79	31.5
Turnover Margin	T-33	0.50
3rd Down Conversion Pct	87	0.374
4th Down Conversion Pct	123	0.250
3rd Down Conversion Pct Defense	89	0.436
4th Down Conversion Pct Defense	T-42	0.500
Red Zone Offense	112	0.714
Red Zone Defense	T-40	0.800
Net Punting	67	38.42
Punt Returns	92	4.60
Kickoff Returns	62	19.76
First Downs Offense	84	128
First Downs Defense	42	122
Fewest Penalties Per Game	T-48	5.50
Fewest Penalty Yards Per Game	66	52.83
Time of Possession	58	30:22
(127 teams ranked)		

Season Honors

Terry Wilson

Johnny Unitas Golden Arm Watch List

Kyle Stapley - C

Preseason All-Mountain West Phil Steele (2nd team)

Preseason PFF All-Mountain West (3rd team)

Jerrick Reed II - S

Preseason All-Mountain West Phil Steele (1st team)

Preseason PFF All-Mountain West (honorable mention)

Patrick Peek - S

Preseason Earl Campbell Tyler Rose Watch List

Devin Sanders - LB

Preseason All-Mountain West Phil Steele (4th team)

Austin Cook - G

Preseason PFF All-Mountain West (3rd team)

Isaak Gutierrez - G

Preseason PFF All-Mountain West (honorable mention)

So Who Is QB7?

Last year in just a seven-game season, the Lobos rather famously ran out of quarterbacks. The year started with five quarterbacks, but in order, the Lobos lost Brandt Hughes right before the season started. Tévaka Tuioti started games one and two before a season-ending injury. That gave the job to Trae Hall, who lasted until a season-ending injury in game five. Up stepped walk-on redshirt freshman Connor Genal in game six. He also exited in game six with a season-ending injury, placing Lobo football in the hands of true freshman, walk-on quarterback Isaiah Chavez, who led UNM to a pair of comeback wins. Chavez was nicknamed QB5 for his original position on the depth chart, and he is now one of six scholarship quarterbacks.

Hopefully, with seven on the roster, UNM won't run into any issues, but the current crop of Lobo quarterbacks do not have a lot of experience in the Cherry and Silver. Transfer Terry Wilson has the most collegiate experience, but the former Kentucky Wildcat went 17-8 in the blue and white in Lexington, and has yet to take a snap at UNM. Tévaka Tuioti will stay in the quarterback room, but he will transition to a student-coaching position. He would have been the most experienced. Instead, that mantle goes to Hall, who in three seasons has played in seven games with four starts. Genal and Chavez each have two games played, and Hughes has made one career start, that the opener in 2019. Two incoming freshman signees round out the quarterback room in Bear Milacek and CJ Montes.

Great, Great Grandpa, What Was the World Like in 1894?

New Mexico and New Mexico State didn't meet last year due to COVID, ending their streak of years playing each other at 74, leaving the all-time games played total against each other at 110. The Rio Grande Rivalry was one of several great rivalries that weren't played last year. Here are the rivalry games that were not played last season.

Battle for the Bell	Cincinnati vs. Miami (OH)	124 meetings
Old Oaken Bucket	Indiana vs. Purdue	122 meetings
Palmetto Bowl	Clemson vs. South Carolina	117 meetings
The Game	Michigan vs. Ohio State	116 meetings
Clean, Old Fashioned Hate	Georgia vs. Georgia Tech	114 meetings
Apple Cup	Washington vs. Washington State	112 meetings
Oregon-Washington	Oregon vs. Washington	112 meetings
The Rio Grande Rivalry	New Mexico vs. New Mexico State	110 meetings

Now it was New Mexico who won the very first meeting in Albuquerque back on January 1, 1894 by a score of 18-6. New Mexico itself didn't become a state until 1912. The population of the state in the 1890s was a robust 162,000. So the actual state of New Mexico didn't exist in the first meeting between New Mexico and New Mexico State. Here is a list of things that also didn't exist when these two teams first met on January 1, 1894.

Bottles of Soda	(Coca-Cola was sold in bottles for the first time on March 12, 1894)
The Tower Bridge	(It opened in London on June 30, 1894)
Noble Gases	(The first, Argon, was discovered in 1894)
Radio	(invented in 1895 by William Marconi)
X-Rays	(discovered in 1895 by Wilhelm Konrad von Roentgen)
Going to the Movies	(first public screening with an admission charged was in 1895 in Paris)
Cotton Candy	(invented in 1897 by candy makers William Morrison and John C. Wharton)
The Player Piano	(invented in 1898 by Wurlitzer)
Paper Clips	(invented in 1899 by Johann Vaaler)
Vacuum Cleaners	(invented in 1899 by John S. Thurman)
Thumb Tacks	(invented in 1900 by Edwin Moore)
The Assembly Line	(invented in 1901 by the Ransome Eli Olds)
Crayons	(invented in 1903 by Edwin Binney and Harold Smith)
Incandescent Light Bulb	(invented in 1910 by William David Coolidge)
Chocolate Chips	(invented in 1930 by Ruth Wakefield)

In addition the following U.S. Presidents were still alive at that time: Grover Cleveland (22nd and 24th President), Benjamin Harrison (23rd President), William McKinley (25th President). For context, current President Joe Biden is the 46th President of the United States.

Turnover Table

2020	Takeaways	Pts.	Giveaways	Pts.
at CSU	-	-	-	-
SJSU	0	0	1	7
at HAW	3	10	1	0
NEV	1	3	1	7
at AF	3	0	2	7
at USU	2	3	2	7
WYO	3	0	2	3
FS	1	7	0	0
Total	13	23	9	31

UNM Turnover Margin: +4

UNM TO Scoring Margin: -8 (UNM 5-of-13, Opp 5-of-9)

2021	Takeaways	Pts.	Giveaways	Pts.
HBU				
NMSU				
at TAMU				
at UTEP				
AF				
at SDSU				
CSU				
at WYO				
UNLV				
at FS				
at BSU				
USU				
Total	0	0	0	0

UNM Turnover Margin: E

UNM TO Scoring Margin: E (UNM 0-of-0, Opp 0-of-0)

Associated Press Poll (Preseason)

Pl.	Team (First-place votes)	Record	Pts.	Prev.
1	Alabama (47)	1,548	1	0-0
2	Oklahoma (6)	1,462	6	0-0
3	Clemson (6)	1,447	3	0-0
4	Ohio State (1)	1,393	2	0-0
5	Georgia (3)	1,364	7	0-0
6	Texas A&M	1,223	4	0-0
7	Iowa State	1,160	9	0-0
8	Cincinnati	1,014	8	0-0
9	Notre Dame	1,009	5	0-0
10	North Carolina	999	18	0-0
11	Oregon	968	NR	0-0
12	Wisconsin	743	NR	0-0
13	Florida	728	13	0-0
14	Miami (FL)	663	22	0-0
15	Southern California	660	21	0-0
16	LSU	631	NR	0-0
17	Indiana	549	12	0-0
18	Iowa	513	16	0-0
19	Penn State	456	NR	0-0
20	Washington	449	NR	0-0
21	Texas	350	19	0-0
22	Coastal Carolina	232	14	0-0
23	Louisiana	208	15	0-0
24	Utah	176	NR	0-0
25	Arizona State	125	NR	0-0

Others receiving votes: Oklahoma State 107, Ole Miss 106, TCU 40, Liberty 36, Auburn 32, NC State 14, Michigan 12, Northwestern 8, **Boise State 7**, Nevada 7, BYU 6, Ball State 6, Houston 5, Boston College 5, UCF 5, West Virginia 3, UAB 2, Army 2, UCLA 2.

USA Today Coaches Poll (Preseason)

Pl.	Team (First-place votes)	Record	Pts.	Prev.
1	Alabama	0-0/1621 (63)	NR	
2	Clemson	0-0.....1508	NR	
3	Oklahoma	0-0.....1481 (2)	NR	
4	Ohio State	0-0.....1435	NR	
5	Georgia	0-0.....1386	NR	
6	Texas A&M	0-0.....1286	NR	
7	Notre Dame	0-0.....1139	NR	
8	Iowa State	0-0.....1131	NR	
9	North Carolina	0-0.....999	NR	
10	Cincinnati	0-0.....979	NR	
11	Florida	0-0.....870	NR	
12	Oregon	0-0.....842	NR	
13	Louisiana State	0-0.....664	NR	
14	Southern California	0-0.....655	NR	
15	Wisconsin	0-0.....654	NR	
16	Miami	0-0.....575	NR	
17	Indiana	0-0.....573	NR	
18	Iowa	0-0.....554	NR	
19	Texas	0-0.....427	NR	
20	Penn State	0-0.....422	NR	
21	Washington	0-0.....404	NR	
22	Oklahoma State	0-0.....216	NR	
23	UL Lafayette	0-0.....153	NR	
24	Coastal Carolina	0-0.....150	NR	
25	Mississippi	0-0.....149	NR	

Others receiving votes: Utah 145; Northwestern 120; Arizona State 90; Auburn 84; Liberty 68; Brigham Young 53; Texas Christian 48; Michigan 30; Central Florida 29; NC State 27; **Boise State 27**; Kentucky 20; **San Jose State 18**; Army 13; Virginia Tech 9; Missouri 8; UCLA 7; Tulsa 6; Pittsburgh 6; Boston College 6; Houston 5; Ball State 5; West Virginia 4; Southern Methodist 4; Appalachian State 4; UAB 3; Arkansas 3; **Nevada 2**; Mississippi State 2; **Air Force 2**; Stanford 1; Marshall 1; Florida State 1; California 1.

It's Been a While, and We Think They Know Where the Locker Room Is...

When UNM takes the field on September 2, it will have been 642 days since UNM last played a game at home, easily the longest stretch between home games for UNM, and technically the longest stretch between games in a home stadium since Tulane went 665 days without a game inside their home stadium due to Hurricane Katrina (although they did play home games, just not in their stadium).

When UNM last played a game inside University Stadium, the U.S. Space Force hadn't been established yet, Carol Spinney, the puppeteer and actor who played Big Bird on Sesame Street was still alive, as was famed character actor Danny Aiello.

He Already Has a Nickname ... It's Bobby

Bobby Cole was a one-man wrecking crew near the end of the 2020 season. The man who scored the first time he ever touched the ball in the FBS (scoring on a 37-yard run at Notre Dame) enters the 2021 season with back-to-back 100-yard rushing games. Against Wyoming, Cole rushed 22 times for 131 yards, but his biggest contribution was a 44-yard touchdown catch in the fourth quarter that gave UNM a 17-16 win. The next week he rushed 18 times for 138 yards, scoring three touchdowns.

Cole was the leading rusher on the team with 548 yards on the season. After him, the returning running back with the most yards last year is Chad Alexander, who rushed for 14 yards. Cole would need four more 100-yard games to tie the school record for consecutive 100-yard games, as Mike Williams had six in a row over the 1976 and 1977 seasons.

As for that nickname. Several media members in Albuquerque have suggested to Cole that he needs a nickname, and he always answers that he has one and that everyone uses it. Bobby is actually his nickname, as his given name is Joshua.

Honoring Santiago and Urlacher

When you don't have a home game in forever, you can think up a lot of cool things. That's exactly what Danny Gonzales did one day while looking out his office window at the five jersey numbers on the stadium facade, four of which were retired. That's past tense. In a nod to the traditions of the past, and a bridge between that past and the present, Gonzales talked with the owners (or in one case, family) of those retired numbers, and came up with a brilliant idea.

Two of those numbers are now officially "unretired", and those are 42, worn by Bobby Santiago, and 44, worn by Brian Urlacher. Santiago, someone Gonzales looked up to (and who still comes around to practices) was perhaps the greatest football player to come out of the metro area. So, each season, one metro area player will be selected to wear Santiago's 42. This year, Dion Hunter of Rio Rancho will switch from 41 to 42 and wear the Santiago jersey. Urlacher, the best football player to come out of UNM and a native of Lovington, was a ferocious defender who did it all. Each year, one defensive player will be selected that best exemplifies how Urlacher played on the field for the Lobos. This year, Reco Hannah will switch from 23 to 44 and wear the Urlacher jersey.

Just Trying to Be the "Man"nie!

Way back in 2007, the Lobos had a receiving tandem that lit up the Mountain West. Marcus Smith caught 86 passes that season in 13 games (6.6 receptions per game) and Travis Brown had 76 catches over those same 13 games (5.8 receptions per game). In the subsequent 13 seasons, those numbers haven't really been approached, but Mannie Logan-Greene sure got close, despite an abbreviated season.

Last year the UCF transfer showcased his total game, but while he could return kicks and punts and even rush the ball, his bread and butter was made through the air. The super senior, how often is seen after practice working with younger players on offense, mentoring them in either the game, or just in life, caught a team-best 30 passes last year in just seven games. He averaged 4.3 receptions per game, and over the last 13 seasons, that average is the third-best total among all Lobo receivers.

Had he played a complete 12 game season, his average would have worked out to 51 receptions, which would have been the most since Smith and Brown in 2007. Here are all the players who have averaged three catches a game since 2008.

Receiver	Year	Games	Receptions	Rec/PG
Ty Kirk	2011	9	47	5.2
Deon Long	2011	10	47	4.7
Mannie Logan-Greene	2020	7	30	4.3
Ty Kirk	2009	10	36	3.6
Ty Kirk	2010	12	38	3.2
Chris Hernandez	2010	11	35	3.2
Lucas Reed	2010	11	33	3.0
Bryan Williams	2008	12	36	3.0
Chris Hernandez	2008	12	36	3.0

In Two Deep

In Too Deep by Genesis was the fourth track on Invisible Touch, one of their best-selling LPs ever, and it climbed to No. 3 on the U.S. charts in the summer of 1986, and it oddly touched Patrick Bateman's heart (what little heart the lead character in American Psycho had). But for UNM, in TWO DEEP is all about who is in the initial two deep, particularly true freshmen.

Fun Fact

0

That's the number of four-year letterwinners in the history of Lobo Football to ever step on the field and play, a number that will change to 1 when Corey Hightower, the lone four-year letterwinner to return for a super senior COVID season, steps on the field for UNM's first defensive play.



Career Starts

OFFENSE

QB's	'16	'17	'18	'19	'20	'21	Total
10 Trae Hall	1	3	4
12 Brandt Hughes	1	1
16 Connor Genal	0	1	1
13 Isaiah Chavez	1	1
RBS	'16	'17	'18	'19	'20	'21	Total
34 Bobby Cole	0	1	5	6
4 Bobby Wooden	2 (WR)	2
TEs	'16	'17	'18	'19	'20	'21	Total
85 Kyle Jarvis	0	2	2
89 Conner Kinslow	1	1
WRs	'16	'17	'18	'19	'20	'21	Total
17 Emmanuel Logan-Greene	6	5	11
87 Andrew Erickson	7	7
81 Elijah Queen	2	2
11 Cedric Patterson III	0	1	1
OL	'16	'17	'18	'19	'20	'21	Total
64 Kyle Stapley	12	12	7	31
73 Cade Briggs	6	7	13
56 Austin Cook	0	7	7
67 Isaak Gutierrez	7	7
66 Jacob Jankoviak	5	0	5
71 Ben Davis	1	1

DEFENSE

DL	'16	'17	'18	'19	'20	'21	Total
99 Ben Gansallo	5	3	8
98 Joey Noble	7	7
95 Jake Saltonstall	6	6
54 Langston Murray	0	1	0	1
90 O.J. Bartley	1	1
LBs	'16	'17	'18	'19	'20	'21	Total
19 Devin Sanders	7	7
41 Dion Hunter	2	2
23 Reco Hannah	0	1	1
DBs	'16	'17	'18	'19	'20	'21	Total
8 Donte Martin	0	12	5	17
9 Jerrick Reed II	8	5	13
3 Patrick Peek	1	4	3	8
16 Tavian Combs	6	6
2 Tony Collier, Jr.	0	4	4
26 Nic Wilson	0	1	1
12 Antonio Hunt	0	1	1
24 Corey Hightower	0	0	0	0	2	2
4 Shaddrick Lowery	0	2	2

Lobos in the NFL

Jason Sanders **Miami Dolphins** **Kicker**
Sanders is in his fourth season with Miami after getting drafted in the seventh round by Miami. Over his first three seasons he was 100-for-102 on extra points in his career and 77-for-89 on field goals, with a long of 56. He has hit 168 of 232 kickoffs for touchbacks. He was named to the PFWA 2018 All-Rookie Team and is Miami's all-time leader in field goal accuracy. He has four game-winning field goals in the final two minutes and in overtime, and he also has a touchdown reception in his career. He led the NFL in field goals and points in 2020.

Corey Bojorquez **Los Angeles Rams** **Punter**
Bojorquez is in his first season with Los Angeles after his first three with Buffalo. He spent the 2018 camp with New England after earning an invite to tryout camp and then getting signed to a free agent contract. He has played in 40 career games with a 45.0 career average. In 2020 Bojorquez led the NFL with a 50.0-yard average, just the fourth 50.0-yard average in NFL history.

D'Angelo Ross **New England Patriots** **Defensive Back**
Ross is in his third season after signing a free agent contract with the New England Patriots. After two years on the practice squad, he was activated for New England's final game of the 2020 season, but didn't play.

After a season in which UNM was forced to play 21 true freshmen, which is thought to be on of the highest totals in the modern era for UNM, the Lobos have just six true freshmen in the two deep. Here is that breakdown:

OFFENSE: Starters (1): Keyonta Lanier, WR. Backups (3): Shanco Matautia, RG, Luke Wysong, WR; Aaron Dumas, RB.

DEFENSE: Starters (0): None. Backups (2): A.J. Odums, CB; Ronald Wilson, WOLF.

SPECIAL TEAMS: Starters (0): None. Backups (0): None.

#NeverForget (Because we know we won't...)

The story of the 2020 season wasn't UNM's record, quarterback injuries or anything else. It was about doing something that no college football team had ever been asked to do, and the team has been doing it while under the tutelage of an entirely new coaching staff in a world-wide epidemic. That might seem a bit dramatic, but honestly, what UNM did was unprecedented.

UNM lived at the Hilton Lake Las Vegas from November 2 through December 13, spending 43 days there in the same hotel where the Jersey Shore Reunion was held. Force to figure out things on the fly, UNM and head coach Danny Gonzales got pretty creative.

UNM brought free weights and had a make-shift weight room in a cordoned off ballroom, the team had its pregame meals (and its Thanksgiving meal) in an former casino at the hotel that had been turned into a dining hall (although UNM wasn't allowed to have the entire in there at the same time due to the local health ordinances, so the team ate in waves). The team performed walk-throughs in the fourth floor of the adjacent parking garage. There was also hydro-therapy with the training staff in the pool at times reserved for such things, and even head coach Danny Gonzales' TV Show was been taped in various parts of the hotel from his room to a hallway, where a visiting family and their dog made a cameo appearance in the background.

UNM's "meeting room" was the grand ballroom, that has three projectors in three of the different corners and sides of it. What there wasn't was a partition or divider, which made simultaneous meetings both interesting and loud. UNM didn't play all seven games last year on the road as they played four on the road and three neutral games, so all seven were played outside of its home state. When was the last time a team played at least a seven-game schedule with no home games and no games in its home state?

Never. It had never happened. No one had been asked to do it, probably because no teams in their right mind would have willingly said yes to that proposition. Now, when was the last time a team played at least a seven-game schedule with no home games? Well, the answers are nearly 100 years apart.

In 2005 due to Hurricane Katrina, the Tulane Green Wave couldn't play in New Orleans, and they had their six home games moved to, in order, Shreveport (Mississippi State), Baton Rouge (SE Louisiana), Lafayette (Houston), Ruston (UTEP), Mobile, Ala. (Marshall) and Monroe (Tulsa). Those all counted as home games for the Green Wave however and five of those were still home games in Louisiana, and they were at worst, neutral games although Tulane sold tickets and received ticket revenue. Also, technically Idaho played its entire 1999 season outside of its state, but the school at the time moved its home games eight miles away to Washington State's Martin Stadium, but that's where the school sold its season tickets and it was planned out in advance, so that one is just a technicality. Both of those teams at least practiced at home, went to school at home and just traveled for the game, most of those via bus.

The real answer is in Clemson in 1914. That year the Tigers went 5-3-1, playing nine true road games, although three were in the state of South Carolina (at Furman, at South Carolina and at The Citadel).

So it was 106 years ago that a team played an entire schedule of at least seven games all on the road, but no team to this point has ever played that large a schedule completely outside of its own state, as New Mexico did. Sadly, the hashtag #Roadbos didn't catch on, as it should have.

Learning to Reed

Jerrick Reed II picked off four passes in the 2020 season and that total led the Mountain West. Jerrick's four interceptions were tied for the eighth-most in the FBS in 2020, and it was the second-most of any player who played in just seven or fewer games (Michigan State's Shakur Brown had five). Reed's 0.57 interceptions per contest ranked fifth nationally as well.

It was stats like that made Reed Mountain West First Team All-Conference, becoming the first defender to earn such honors for UNM since the 2014 season, when Dakota Cox was named First Team All-MW at linebacker.

He Waited Long Enough ... He Sort of Earned It

Corey Hightower was signed to the New Mexico Lobos in the 2016 recruiting class. He redshirted in 2016, and then played as a reserve in 2017, getting into all 12 games. In 2018, he played in just four games, none as a start, and in 2019, he played in five games, again with no starts. For all three of those seasons, he was mostly used on special teams.

In 2020, he played in the first five games, mostly on special teams, without a start. And then December came, and Hightower was named a starter, after a five-year wait. UNM won. He started the next week in the finale, and UNM won again.

Hightower is one of 14 super seniors on the team, that are using their extra year granted from the 2020 COVID season, but of those 14, Hightower is the only one who has already earned four varsity letters, meaning Hightower will be the first Lobo Football player in 127 years to earn a fifth varsity letter. He certainly persevered for it. Hightower's also sporting a new number, 96. That number isn't typical of a defensive back, but he wore it in the Spring Game due to his regular No. 24 being unavailable. He liked it and will wear it in 2021.

Stapley is the Leader, Literally and Figuratively

If there is a leader on the Lobo squad, certainly Kyle Stapley qualifies. The older player on the team (and a newlywed to boot), Stapley is the only player who is a three-year starter on the squad, and he not only owns the most starts on the team, but the most consecutive as well.

Stapley has played in and started 31 straight games, and that is the most on the team. No other player has a consecutive starting streak

Future Schedules

2022

9/17 - UTEP
9/24 - at LSU
TBA - at New Mexico State

2023

9/2 - at Texas A&M
9/9 - Tennessee Tech
9/23 - at UMass
TBA - New Mexico State

2024

8/24 - Montana State
9/14 - at Auburn
TBA - at New Mexico State

2025

8/30 - at Michigan
9/6 - Idaho State
9/13 - at UCLA
TBA - New Mexico State

2026

9/19 - at Oklahoma
TBA - at New Mexico State

2027

9/11 - at Oregon State
9/18 - at Texas A&M
TBA - New Mexico State

2028

9/9 - Oregon State
TBA - at New Mexico State

Lobo Graduate

The Lobos have 16 players on the current roster that have already graduated from UNM and are either working on a second bachelor's degree or a master's degree.

Austin Cook
Ben Davis
Adam Gay
Mannie Logan-Greene
Corey Hightower
Brandt Hughes
Jacob Jankoviak
Kyle Jarvis
James Lewis
Langston Murray
Patrick Peek
Davin Sanders
Kyle Stapley
George Steinkamp
Terry Wilson
Josh Woisin

Additionally, two players from last year are medically disqualified and now student-assistants. Both already have their degrees.

Tevaka Tuioi
Bryson Carroll

of longer than seven. The second-most starts on the squad is 17, by Donte Martin. Overall only five players enter 2021 with double-digit career starts. Along with Stapley and Martin, Jerrick Reed II has 13, Cade Briggs has 13 and Mannie Logan-Greene has 11.

Stapley, born on November 20, 1995, is the oldest player on the team at 25 years old. He would have been the oldest last year if not for 28-yard old Tyson Dyer, a former punter from Australia. He will play a game on his birthday for the second straight season.

The youngest player on the team is true freshman Ronald Wilson, who will not turn 18 until October 8, having been born in 2003.

Seven-Year Itch for Andrew Erickson?

It already feels like Andrew Erickson has been around at UNM forever, and he sort of has. The fourth-year man is entering just his sophomore season, but he is just in the middle of his career. How? Glad you asked.

The former walk-on redshirted but was eligible in 2018. In 2019, he was a redshirt freshman, but tore his ACL in fall camp. Since he was eligible as a redshirt in 2018, he automatically earned a medical redshirt for 2019, making him a double redshirt freshman in 2020. Now, follow along. This season (2021) is his double redshirt sophomore season, and 2022 would be his double redshirt junior season. In 2023, that would be his double redshirt senior season, but he also has a chance for UNM to pick up his COVID year option, meaning he could play again in 2024 as a double redshirt super senior. Amazingly, he would be just 24 years old that year, meaning in year seven, he'd be younger than Kyle Stapley is right now in his fourth year with the team.

Last season he had two receiving touchdowns, and he tied for the team lead in touchdown catches with those two, becoming the first Lobo freshman to do that since UNM's Deon Long led the team in 2011 with four touchdowns.

UNM Can Add to the Chart

New Mexico is only playing conference games, so it can't raise the win total against New Mexico State, but it did pick up a 35th win over Wyoming. Here is the top-10 list of teams UNM has defeated:

Opponent	Wins	Game Date
New Mexico State	72	Sept. 11
UTEP	43	Sept. 25
Wyoming	35	Oct. 23
Colorado State	25	Oct. 16
Northern Arizona	24	None
Arizona	20	None
Utah	17	None
San Diego State	15	Oct. 9
BYU	14	None
Albuquerque Indian School	14	None
Air Force	14	Oct. 2
Utah State	13	Nov. 26

Jamie Christian, the Clock Is Still Ticking

In 2018, The University of New Mexico finally got a punt return touchdown, breaking the second-longest drought in the FBS. However, special teams coach Jamie Christian has a different streak to try and break, as UNM has not blocked a punt since over 12 years ago. The last blocked punt for UNM was on October 31, 2009 when Victor James did it against San Diego State.

That was so long ago Roy Disney, Brittany Murphy and Oral Roberts were all still alive, Windows 7 was nine days old, then Cowboys Stadium was about two months old and the New York Yankees took a 2-1 World Series lead with an 8-5 win over the Philadelphia Phillies.

UNM's opponents have attempted 545 punts since UNM's last blocked punt.

The Rocky Long Effect

In 2019, the defense that Rocky Long inherited was one of the worst defenses in the nation in causing turnovers, getting just 11 on the year with seven fumble recoveries and four interceptions. Those four picks were the third-lowest total in school history, behind the three passes intercepted in 1995 (on 282 attempts) and in 2011 (on 336 attempts). Last year opponents attempted 412 passes.

Overall, the 11 takeaways was the second-lowest total in school history behind the 10 garnered in 2013 (that season saw UNM get four interceptions and six fumble recoveries).

Under Rocky Long in his previous tenure as the head coach and defensive coordinator UNM had at least 11 interceptions in each of the final nine seasons under Long. The lowest total number of takeaways overall under long was 20, which happened twice, in his first season of 1998 and then again in 2005. The highest total takeaway number under Long during his 11 seasons was 29 in 2003. UNM's best interception total was 15, accomplished four times (2000, 2001, 2002 and 2005) and the best fumble recovery total was 16 in 2003.

Last year, despite a seven game season, UNM had 13 takeaways, improving the teams' turnover margin to +4.

Dear Mr. Warehime, Please Feel Free to Use the Same Office

Derek Warehime, whose offense exploded for 49 points in the 2020 season finale, is back again as offensive coordinator, and that ends a streak of rotating offensive coordinators at UNM as UNM will have the same "big three" (head coach, offensive coordinator and defensive coordinator) for the first time since 2016-17.

Year	Head Coach	Offensive Coord.	Defensive Coord.
2017:	Bob Davie	Bob DeBesse	Kevin Cosgrove
2018:	Bob Davie	Calvin McGee	Kevin Cosgrove



Series History vs. Houston Baptist

This is the only time UNM will have this happen in 2021, but this is the first meeting between the two programs.

Opponent	Site	Score
First Meeting		

2019:	Bob Davie	Joe Daily	Jordan Peterson
2020:	Danny Gonzales	Derek Warehime	Rocky Long
2021:	Danny Gonzales	Derek Warehime	Rocky Long

Get Your TV Info Here...

The University of New Mexico was selected for four national television broadcasts on FOX networks, including a season finale against Utah State that has been moved to Friday of Thanksgiving weekend. UNM's game with Texas A&M was also announced to kickoff at 11 a.m. Mountain Time, noon in College Station on Saturday, September 18 on the SEC Network.

UNM's four FOX games will all be Mountain West contests. It will start with UNM's Mountain West opener against Air Force on October 2 in Albuquerque. That game will be on either FOX, FS1 or FS2 with the network and time announced closer to broadcast.

UNM has two other games on either FOX, FS1 or FS2 without a definitive start time yet, both on the road. The first is UNM's anticipated trip to San Diego State, which is on October 9. UNM head coach Danny Gonzales spent seven seasons at San Diego State, and his defensive coordinator Rocky Long was San Diego State's head coach from 2011-2019. That game at San Diego State will actually be played in Carson, California.

UNM also has a road game on the FOX networks on November 20 at Boise State in Albertsons Stadium. Due to a quirk in the COVID-19 altered 2020 schedule, the Lobos didn't face off with their Mountain Division foe last year.

The season finale against Utah State has been switched from the Saturday of Thanksgiving weekend to the Friday morning after Thanksgiving, Nov. 26, at University Stadium. The game will kickoff at 11 a.m. in Albuquerque, and it will be broadcast on FS1.

The Mountain West also announced its 10-game Stadium slate on Monday which features five New Mexico football contests in the 2021 season. Three of the five matchups are home contests and two are away.

Highlighting the Stadium slate is the Saturday, Sept. 11 in-state rivalry game against the New Mexico State Aggies, set for 5 p.m. MT. The remaining four are Mountain West matchups including Saturday, Oct. 16 vs. Colorado State, Saturday, Oct. 23 at Wyoming, Saturday, Nov. 6 vs. UNLV and Saturday, Nov. 13 at Fresno State.

They Will Save Money When Homecoming Comes Around

A lot has been made of Danny Gonzales being the head coach of his alma mater, but he is not the only full-timer on staff that graduated from UNM. Joining him is UNM defensive coordinator Rocky Long, safeties coach David Howes and offensive line coach Jason Lenzmeier. UNM is one of 10 FBS staffs that have four full-time coaches that are coaching at their alma maters:

8	Air Force	(Troy Calhoun, Jake Campbell, Brian Knorr, Steed Lobotzke, Alex Means, Ben Miller, John Rudzinski, Mike Thiessen)
7	BYU	(Kalani Sitake, Ed Lamb, Aaron Roderick, Steve Clark, Harvey Unga, Jernaro Gifford, Preston Hadley)
5	Wisconsin	(Paul Chryst, Joe Rudolph, Jim Leonhard, Mickey Turner, Ross Kolodziej)
4	New Mexico	(Danny Gonzales, Rocky Long, Jason Lenzmeier, David Howes)
4	Boise State	(Andy Avalos, Jeron Johnson, Matt Miller, Winston Venable)
4	Iowa	(Brian Ferentz, Ladell Betts, Kelvin Bell, LaVar Woods)
4	Nebraska	(Scott Frost, Greg Austin, Ryan Held, Barrett Ruud)
4	Utah	(Morgan Scalley, Lewis Powell, Sione Po'uha, Sharrieff Shah)
4	Georgia Tech	(Brent Key, Nathan Burton, Tashard Choice, Marco Coleman)
4	Clemson	(Tony Elliott, Tyler Grisham, C.J. Spiller, Brandon Streeter)

The Return of The Night of Champions

Night of Champions made a triumphant return on May 4, and whether it was the nearly 400 fans that came out to watch or the 21 student-athletes attempting to max out on personal bests, everyone was pumped.

Night of Champions, which started in 1992 and was held every spring until 2008, was certainly a new concept to the current Lobo squad, none of whom were alive when Dennis Franchoine started the tradition. In fact several of the competitors weren't yet in grade school the last time it was held. Certainly, the adrenaline of the crowd helped 18 of the 21 competitors hit their personal bests, and overall UNM's competitors hit or surpassed their max a grand total of 33 times.

Night of Champions was held inside University Stadium for the first time due to COVID-19. The switch from inside the weight room allowed for fans to come out and enjoy the festivities. With four stations set up along the UNM sidelines, UNM had six competitors on the bench, 10 competitors on two clean stations and lastly five on the squat.

Weights listed are successful lifts. Bold denotes Max (PR) lift.

Bench

Jacob Jankoviak – 365, 385
 Reco Hannah – 350, 370, 380, **390**
 O.J. Bartley – 355
 Zarak Scruggs – 315, 325, **330, 335**
 Patrick Peek – 300, **315**
 George Steinkamp – 285, 295, **300, 310**

Clean

Ben Bertram – 315, 325, **340, 350**
 Bobby Cole – 305, **320, 330**
 Shaddrick Lowery – **300, 315**
 Jerrick Reed II - 285, **300, 315, 325**

Fun Stat of the Week

4

The number of seasons in a row in which UNM's opening home opponent was a school from the state of Texas. That is a streak that will end as UNM's opponent to open the 2022 season hasn't been announced yet, but it's not a school from Texas.



Birthday Chart

August

Date	Player/Coach	Age
26	Mannie Logan-Greene	23
30	Tavian Combs	19

September

Date	Player/Coach	Age
1	Josh Howes	18
4	Radson Jang	25
8	Isaak Gutierrez	21
8	Ja'Shon Lowery	20
9	Vincent Santos	21
13	Antonio Hunt	22
14	Shaddrick Lowery	24
15	CJay Boone	21
15	Aaron Dumas	19
16	Dion Hunter	21
17	JD Roberts	19
18*	CJ Montes	19
19	Connor Genal	21
19	Trace Bruckler	19
22	Corey Hightower	24
26	Jared Long	21
30	Caleb Marra	20

October

Date	Player/Coach	Age
8	Marquae Kirkendall	21
8	Ronald Wilson	18
10	Isaiah Chavez	20
17	Jake Saltonstall	21
18	Tony Collier	24
19	Keith Alvarado	20
26	Quinn Potts	19
26	Chad Alexander	22
26	Brandt Hughes	24
27	Troy Sicaeros	20
30	Greg Brown II	20

November

Date	Player/Coach	Age
1	Jordan Guidry	19
6*	Jeffrey Blake	21
6*	Michael Garcia	20
6*	Elijah Lash	20
6*	Bryce Santana	20
10	Larry Luna	19
15	Arrison Cole	19
19	Syair Riley	19
19	Jeston Webskowski	19
20*	Kyle Jarvis	24
20*	Kyle Stapley	26
29	Trae Hall	22

*denotes game on that date

Oldest Lobo: Kyle Stapley (11/20/1995)

Youngest Lobo: Ronald Wilson (10/8/2003)

Devin Sanders – 285, 300
Josh Woisin – 280, 290, 300
Austin Cook – 285, 290, 300
Dion Hunter – 275, 285, 290, 300
Mathias Bertram – 265, 275, 290
Corey Hightower – 265, 275, 290, 300

Squat

Adam Gay – 510, 540, 565
Aaron Dumas – 490, 515
Langston Murray – 485, 510, 525, 545
Bryce Santana – 475, 500, 525, 535, 545, 565
Chad Alexander – 425, 475, 495, 515, 535, 550

On This Date

Thursday, September 2 is the 245th day of the year, with 120 days left in the year.

September 2 is usually warm, so it's fitting that it is National Blueberry Popsicle

Day, and it's also National V-J Day, which is not a day to celebrate J.J. Jackson and America's Sweetheart Martha Quinn, but a day to celebrate the U.S.'s win over Japan in World War II (Victory over Japan Day ... V-J Day ...). The game also takes place during National Waffle Week (which completely deserves a week and not a day). UNM is 2-3 all-time on September 2, and the school has never played on the road on this date.

Date	Opponent	Result	Site
9/2/2017	Abilene Christian	W 38-14	Albuquerque, N.M.
9/2/2006	Portland State	L 6-17	Albuquerque, N.M.
9/2/2000	Boise State	L 14-31	Albuquerque, N.M.
9/2/1995	Northern Arizona	W 45-21	Albuquerque, N.M.
9/2/1989	BYU	L 3-24	Albuquerque, N.M.

Plenty of things have happened on September 2 in history. The SF-Oakland Bay Bridge's East Span reopened after finally fixing damage from the 1989 earthquake (2013), 19-year old pilot Mathias Rust's trail in Moscow begin after he flew a plane into Red Square (1987), the original Apollo 15 mission and the Apollo 19 missions are officially canceled (certain SID types would argue the Apollo 15 mission was postponed, 1970), the CBS Evening News switches to 30 minutes (1963), Danzig is annexed by Germany one day after Poland was invaded, signaling the start of World War II (1939), the first Eagle Scout, Arthur Rose Eldred, was pinned by the Boy Scouts of America (1912), Theodore Roosevelt, then Vice President, said "speak softly and carry a big stick" (1901), the Rock Springs Massacre occurs (1885), the U.S. Treasury Department was founded (1789), Great Britain and all of its territories adopt the Gregorian Calendar, meaning that they would all skip 11 days, going from September 2 to September 14 the next day (1752), Pope Innocent X, in nothing like his name would suggest, has his royal forces destroy the city of Castro (1649), and Mark Antony and Cleopatra's forces were defeated in the Battle of Actium in the Final War of the Roman Republic (31 BC).

Famous people born on September 2 include Willie Adames (Tampa Bay Rays, 1995), U.S. soccer's Gyasi Zardes (Cal State Bakersfield, 1991), U.S. gymnast Shayla Worley (1990), hoopster Markieff Morris (Washington Wizards) and his twin Marcus Morris (Los Angeles Clippers, 1989), goalie Dany Sabourin (Calgary Flames, 1980), football Brian Westbrook (Philadelphia Eagles, 1979), actor Katt Williams (Friday After Next, 1971), quarterback Tommy Maddox (Pittsburgh Steelers, 1971), hockey player Stephane Matteau (New York Rangers, 1969), actress Cynthia Watros (Libby on LOST, 1968), actress Salma Hayek (Wild, Wild West, 1966), boxer Lennox Lewis (1965), actor Keanu Reeves (The Matrix, 1964), soccer star Carlos Valderrama (Colombia, 1961), baseball player Rex Hudler (St. Louis Cardinals, 1960), football legend Eric Dickerson (L.A. Rams, 1960), keyboardist Steve Porcaro (Toto, 1957), tennis star Jimmy Connors (1952), actor Mark Harmon (Summer School, 1951), teacher/astronaut Christa McAuliffe (1948), quarterback Terry Bradshaw (Pittsburgh Steelers, 1947), famed "Fifth Beatle" Billy Preston (Nothin' from Nothin', 1946), saxophonist Marty Grebb (Chicago, 1946), hockey coach Glen Sather (Edmonton Oilers, 1943), former MLB commissioner Peter Ueberroth (1937), legendary sportscaster Milo Hamilton (1927), Albert Spalding (the Sporting Goods Guy, 1850), and Italian writer Francis of Fabriano (1251).

Sadly, on this day the world lost guitarist Mark Abrahamian (Starship, 2012), animator Bill Melendez (Peanuts, 2008), actor Bob Denver (Gilligan of Gilligan's Isle, 2005), actor/sex symbol Troy Donahue (2001), businessman Fred Meyer (yep, that Fred Meyer, 1978), novelist J.R.R. Tolkien (The Hobbit/Lord of the Rings, 1973), Vietnamese Prime Minister Ho Chi Minh (1969), French painter Henri Rousseau (1910), mathematician Antoine Deparcieux (1768), and Roman Emperor Constantius III (421).

Campus Note of the Week - 2020 Economic Impact Study

A recently completed report analyzed the entire University of New Mexico system and quantified its impact on the New Mexico economy in academic year 2020. As one of New Mexico's major employers, UNM enhances workforce productivity, improves quality of life, stimulates innovation, and drives economic growth statewide. The entire UNM system includes Albuquerque Main Campus, Health Sciences Center, Sandoval Regional Medical Center in Rio Rancho, and the four branch campuses in Taos, Valencia County, Los Alamos, and Gallup.

Key report findings include the following:

*Roughly half of UNM's annual revenue (about \$1.6 billion) came from out-of-state resources. Revenue originating outside the state produces a direct economic impact.

*Fifty-eight (58) percent of UNM's revenue in 2020 came from clinical services provided by UNM Hospitals, Sandoval Regional Medical Center (SRMC) and UNM Medical Group.

*UNM's 2020 operational expenditures contributed \$3.2 billion in net economic output and clinical operations accounted for the single largest share of expenditures.

*Net spending by the school's 4,473 non-resident students totaled \$62.4 million in economic impact.

Interesting Stat

4,324

That's the number of days since UNM's last blocked punt (October 31, 2009, calculated from September 2, 2021, the season opener). The Lobos have the second-longest streak in the FBS. Only Navy, which last blocked a punt on October 4, 2008 against Air Force, has a longer drought.



SEPT. 2 HOUSTON BAPTIST**SEPT. 11 NEW MEXICO ST.****SEPT. 18 AT TEXAS A&M****SEPT. 25 AT UTEP****OCT. 2 AIR FORCE****OCT. 9 AT SAN DIEGO STATE****OCT. 16 COLORADO STATE****OCT. 23 AT WYOMING****NOV. 6 UNLV****NOV. 13 AT FRESNO STATE****NOV. 20 AT BOISE STATE****NOV. 26 UTAH STATE**

2021

#6 Isaiah Chavez

2020

2021

QB - #9 Bear Milacek

2021

QB - #10 Trae Hall

2018

201920202021

QB - #11 CJ Montes

2021

QB - #12 Brandt Hughes

2019

Date	Opponent	C-A-I	Yds	TD	LG	Rush	Yds	TD	LG
Aug 31	SHSU	12-29-0	218	0	51	1	-5	0	0
Sept 14	at ND			Did Not Play					
Sept 21	NMSU			Did Not Play					
Sept 28	at LIBERTY			Did Not Play					
Oct 4	at SJSU			Did Not Play					
Oct 11	CSU			Did Not Play					
Oct 19	at WYO			Did Not Play					
Oct 26	HAW			Did Not Play					
Nov 2	at NEV			Did Not Play					
Nov 9	AFB			Did Not Play					
Nov 16	at BSU			Did Not Play					
Nov 30	USU			Did Not Play					
TOTAL		12-29-0	218	0	51	1	-5	0	0

2020

2021

#16 Connor Genal

2020

2021

Date	Opponent	C-A-I	Yds	TD	LG	Rush	Yds	TD	LG
Sept 2	HBU								
Sept 11	NMSU								
Sept 18	at TAMU								
Sept 25	at UTEP								
Oct 2	AFA								
Oct 9	at SDSU								
Oct 16	CSU								
Oct 23	at WYO								
Nov 6	UNLV								
Nov 13	at FS								
Nov 20	at BSU								
Nov 26	USU								
TOTAL		0-0-0	0	0	0	0	0	0	0
CAREER		11-18-2	98	0	14	1	4	0	4

RB - #4 Bobby Wooden

Date	Opponent	Rush	Yds	TD	LG	Rec	Yds	TD	LG
Oct 24	at CSU								
Oct 31	SJSU	0	0	0	0	0	0	0	0
Nov 7	at HAW	0	0	0	0	0	0	0	0
Nov 14	NEV	1	2	0	2	0	0	0	0
Nov 20	at AFA	0	0	0	0	2	11	0	7
Nov 26	at USU	0	0	0	0	0	0	0	0
Dec 5	WYO	3	10	0	4	5	16	0	6
Dec 12	FS	0	0	0	0	1	15	0	15
TOTAL		4	12	0	4	8	42	0	15

Date	Opponent	Rush	Yds	TD	LG	Rec	Yds	TD	LG
Sept.2	HBU								
Sept. 11	NMSU								
Sept. 18	at TAMU								
Sept. 25	at UTEP								
Oct. 2	AFA								
Oct. 9	at SDSU								
Oct. 16	CSU								
Oct. 23	at WYO								
Nov. 6	UNLV								
Nov. 13	at FS								
Nov. 20	at BSU								
Nov. 26	USU								
TOTAL		0	0	0	0	0	0	0	0
CAREER		4	12	0	4	8	42	0	15

RB - #21 Chad Alexander

Date	Opponent	Rush	Yds	TD	LG	Rec	Yds	TD	LG
Aug 31	SHSU								
Sept 14	at ND								
Sept 21	NMSU	0	0	0	0	0	0	0	0
Sept 28	at LIBERTY	0	0	0	0	0	0	0	0
Oct 4	at SJSU	0	0	0	0	0	0	0	0
Oct 11	CSU								
Oct 19	at WYO								
Oct 26	HAW								
Nov 2	at NEV								
Nov 16	at BSU								
Nov 23	AFA	5	25	0	7	0	0	0	0
Nov 30	USU								
TOTAL		5	25	0	7	0	0	0	0

Date	Opponent	Rush	Yds	TD	LG	Rec	Yds	TD	LG
Oct 24	at CSU								
Oct 31	SJSU	0	0	0	0	0	0	0	0
Nov 7	at HAW								
Nov 14	NEV	2	11	0	9	1	-1	0	0
Nov 20	at AFA	0	0	0	0	4	11	0	6
Nov 26	at USU	0	0	0	0	0	0	0	0
Dec 5	WYO	0	0	0	0	0	0	0	0
Dec 12	FS	1	3	0	3	0	0	0	0
TOTAL		3	14	0	9	5	10	0	6

Date	Opponent	Rush	Yds	TD	LG	Rec	Yds	TD	LG
Sept.2	HBU								
Sept. 11	NMSU								
Sept. 18	at TAMU								
Sept. 25	at UTEP								
Oct. 2	AFA								
Oct. 9	at SDSU								
Oct. 16	CSU								
Oct. 23	at WYO								
Nov. 6	UNLV								
Nov. 13	at FS								
Nov. 20	at BSU								
Nov. 26	USU								
TOTAL		0	0	0	0	0	0	0	0
CAREER		8	39	0	9	5	10	0	6

RB - #22 Aaron Dumas

Date	Opponent	Rush	Yds	TD	LG	Rec	Yds	TD	LG
Sept.2	HBU								
Sept. 11	NMSU								
Sept. 18	at TAMU								
Sept. 25	at UTEP								
Oct. 2	AFA								
Oct. 9	at SDSU								
Oct. 16	CSU								
Oct. 23	at WYO								
Nov. 6	UNLV								
Nov. 13	at FS								
Nov. 20	at BSU								
Nov. 26	USU								
TOTAL		0	0	0	0	0	0	0	0

RB - #23 Jordan Guidry

Date	Opponent	Rush	Yds	TD	LG	Rec	Yds	TD	LG
Sept.2	HBU								
Sept. 11	NMSU								
Sept. 18	at TAMU								
Sept. 25	at UTEP								
Oct. 2	AFA								
Oct. 9	at SDSU								
Oct. 16	CSU								
Oct. 23	at WYO								
Nov. 6	UNLV								
Nov. 13	at FS								
Nov. 20	at BSU								
Nov. 26	USU								
TOTAL		0	0	0	0	0	0	0	0

RB - #34 Bobby Cole

Date	Opponent	Rush	Yds	TD	LG	Rec	Yds	TD	LG
Sept 1	UIW	0	0	0	0	0	0	0	0
Sept 8	at WISC	0	0	0	0	0	0	0	0
Sept 15	at NMSU								
Sept 29	LIBERTY								
Oct 6	at UNLV								
Oct 13	at CSU								
Oct 20	FS								
Oct 27	at USU								
Nov 3	SDSU								
Nov 10	at AFA								
Nov 16	BSU								
Nov 24	WYO								
TOTAL		0	0	0	0	0	0	0	0

Date	Opponent	Rush	Yds	TD	LG	Rec	Yds	TD	LG
Aug 31	SHSU								
Sept 14	at ND	1	37	1	37	0	0	0	0
Sept 21	NMSU	0	0	0	0	0	0	0	0
Sept 28	at LIBERTY	0	0	0	0	0	0	0	0
Oct 4	at SJSU	0	0	0	0	0	0	0	0
Oct 11	CSU	0	0	0	0	0	0	0	0
Oct 19	at WYO	0	0	0	0	0	0	0	0
Oct 26	HAW	1	1	0	1	0	0	0	0
Nov 2	at NEV	0	0	0	0	0	0	0	0
Nov 16	at BSU	3	21	0	13	0	0	0	0
Nov 23	AFA	11	58	1	9	0	0	0	0
Nov 30	USU	11	72	0	25	0	0	0	0
TOTAL		27	189	1	37	0	0	0	0

Date	Opponent	Rush	Yds	TD	LG	Rec	Yds	TD	LG
Oct 24	at CSU								
Oct. 31	SJSU	8	40	0	19	0	0	0	0
Nov 7	at HAW	14	96	0	30	0	0	0	0
Nov 14	NEV	17	90	1	17	3	22	0	9
Nov 20	at AFA	6	29	0	9	0	0	0	0
Nov 26	at USU	12	24	0	8	0	0	0	0
Dec 5	WYO	22	131	0	36	2	53	1	44
Dec 12	FS	18	138	3	35	0	0	0	0
TOTAL		97	548	4	36	5	75	1	44

2021

Date	Opponent	Rush	Yds	TD	LG	Rec	Yds	TD	LG
Sept.2	HBU								
Sept. 11	NMSU								
Sept. 18	at TAMU								
Sept. 25	at UTEP								
Oct. 2	AFA								
Oct. 9	at SDSU								
Oct. 16	CSU								
Oct. 23	at WYO								
Nov. 6	UNLV								
Nov. 13	at FS								
Nov. 20	at BSU								
Nov. 26	USU								
TOTAL		0	0	0	0	0	0	0	0
CAREER		124	737	5	37	5	75	1	44

WR - #3 Jace Taylor

2020

Date	Opponent	Rush	Yds	TD	LG	Rec	Yds	TD	LG
Oct 24	at CSU					No Contest			
Oct 31	SJSU	0	0	0	0	0	0	0	0
Nov 7	at HAW	0	0	0	0	0	0	0	0
Nov 14	NEV	0	0	0	0	0	0	0	0
Nov 20	at AFA	0	0	0	0	0	0	0	0
Nov 26	at USU	0	0	0	0	0	0	0	0
Dec 5	WYO	0	0	0	0	0	0	0	0
Dec 12	FS	0	0	0	0	0	0	0	0
TOTAL		0	0	0	0	0	0	0	0

2021

Date	Opponent	Rush	Yds	TD	LG	Rec	Yds	TD	LG
Sept. 2	HBU								
Sept. 11	NMSU								
Sept. 18	at TAMU								
Sept. 25	at UTEP								
Oct. 2	AFA								
Oct. 9	at SDSU								
Oct. 16	CSU								
Oct. 23	at WYO								
Nov. 6	UNLV								
Nov. 13	at FS								
Nov. 20	at BSU								
Nov. 26	USU								
TOTAL		0	0	0	0	0	0	0	0
CAREER		0	0	0	0	0	0	0	0

WR - #13 CJay Boone

2021

Date	Opponent	Rush	Yds	TD	LG	Rec	Yds	TD	LG
Sept. 2	HBU								
Sept. 11	NMSU								
Sept. 18	at TAMU								
Sept. 25	at UTEP								
Oct. 2	AFA								
Oct. 9	at SDSU								
Oct. 16	CSU								
Oct. 23	at WYO								
Nov. 6	UNLV								
Nov. 13	at FS								
Nov. 20	at BSU								
Nov. 26	USU								
TOTAL		0	0	0	0	0	0	0	0

WR - #15 Luke Wysong

2021

Date	Opponent	Rush	Yds	TD	LG	Rec	Yds	TD	LG
Sept. 2	HBU								
Sept. 11	NMSU								
Sept. 18	at TAMU								
Sept. 25	at UTEP								
Oct. 2	AFA								
Oct. 9	at SDSU								
Oct. 16	CSU								
Oct. 23	at WYO								
Nov. 6	UNLV								
Nov. 13	at FS								
Nov. 20	at BSU								
Nov. 26	USU								
TOTAL		0	0	0	0	0	0	0	0

WR - #17 Mannie Logan-Greene

2019

Date	Opponent	Rush	Yds	TD	LG	Rec	Yds	TD	LG
Aug 31	SHSU	0	0	0	0	0	0	0	0
Sept 14	at ND					Did Not Play			
Sept 21	NMSU	0	0	0	0	0	0	0	0
Sept 28	at LIBERTY	0	0	0	0	1	4	0	4
Oct 4	at SJSU	1	6	0	6	0	0	0	0
Oct 11	CSU	0	0	0	0	1	8	0	8
Oct 19	at WYO	1	1	0	1	3	28	0	13
Oct 26	HAW	0	0	0	0	4	34	0	14
Nov 2	at NEV	0	0	0	0	4	54	0	21
Nov 16	at BSU	0	0	0	0	5	60	0	17
Nov 23	AFA	1	6	0	6	1	5	0	8
Nov 30	USU	1	3	0	3	0	0	0	0
TOTAL		4	16	0	6	19	193	0	21

2020

Date	Opponent	Rush	Yds	TD	LG	Rec	Yds	TD	LG
Oct 24	at CSU					No Contest			
Oct 31	SJSU	3	4	0	3	6	47	0	21
Nov 7	at HAW	1	8	0	8	7	52	0	19
Nov 14	NEV	1	6	0	6	5	56	0	18
Nov 20	at AFA	1	4	0	4	3	64	0	49
Nov 26	at USU	1	-8	0	0	2	3	0	5
Dec 5	WYO	0	0	0	0	0	0	0	0
Dec 12	FS	2	36	0	27	7	55	0	27
TOTAL		8	46	0	27	30	277	0	49

2021

Date	Opponent	Rush	Yds	TD	LG	Rec	Yds	TD	LG
Sept. 2	HBU								
Sept. 11	NMSU								
Sept. 18	at TAMU								
Sept. 25	at UTEP								
Oct. 2	AFA								
Oct. 9	at SDSU								
Oct. 16	CSU								
Oct. 23	at WYO								
Nov. 6	UNLV								
Nov. 13	at FS								
Nov. 20	at BSU								
Nov. 26	USU								
TOTAL		0	0	0	0	0	0	0	0
CAREER		12	62	0	27	49	47	0	49

WR - #18 Zarak Scruggs, Jr.

2020

Date	Opponent	Rush	Yds	TD	LG	Rec	Yds	TD	LG
Oct 24	at CSU					No Contest			
Oct 31	SJSU	0	0	0	0	0	0	0	0
Nov 7	at HAW	0	0	0	0	0	0	0	0
Nov 14	NEV	0	0	0	0	0	0	0	0
Nov 20	at AFA	0	0	0	0	0	0	0	0
Nov 26	at USU	0	0	0	0	0	0	0	0
Dec 5	WYO	0	0	0	0	0	0	0	0
Dec 12	FS	0	0	0	0	0	0	0	0
TOTAL		0	0	0	0	0	0	0	0

2021

Date	Opponent	Rush	Yds	TD	LG	Rec	Yds	TD	LG
Sept. 2	HBU								
Sept. 11	NMSU								
Sept. 18	at TAMU								
Sept. 25	at UTEP								
Oct. 2	AFA								
Oct. 9	at SDSU								
Oct. 16	CSU								
Oct. 23	at WYO								
Nov. 6	UNLV								
Nov. 13	at FS								
Nov. 20	at BSU								
Nov. 26	USU								
TOTAL		0	0	0	0	0	0	0	0

WR - #24 Keyonta Lanier

2021

Date	Opponent	Rush	Yds	TD	LG	Rec	Yds	TD	LG
Sept. 2	HBU								
Sept. 11	NMSU								
Sept. 18	at TAMU								
Sept. 25	at UTEP								
Oct. 2	AFA								
Oct. 9	at SDSU								
Oct. 16	CSU								
Oct. 23	at WYO								
Nov. 6	UNLV								
Nov. 13	at FS								
Nov. 20	at BSU								
Nov. 26	USU								
TOTAL		0	0	0	0	0	0	0	0

WR - #80 Ryan Cosper

2020

Date	Opponent	Rush	Yds	TD	LG	Rec	Yds	TD	LG
Oct 24	at CSU					No Contest			
Oct 31	SJSU					Did Not Play			
Nov 7	at HAW					Did Not Play			
Nov 14	NEV					Did Not Play			
Nov 20	at AFA					Did Not Play			
Nov 26	at USU					Did Not Play			
Dec 5	WYO					Did Not Play			
Dec 12	FS					Did Not Play			
TOTAL		0	0	0	0	0	0	0	0

2021

Date	Opponent	Rush	Yds	TD	LG	Rec	Yds	TD	LG
Sept. 2	HBU								
Sept. 11	NMSU								
Sept. 18	at TAMU								
Sept. 25	at UTEP								
Oct. 2	AFA								
Oct. 9	at SDSU								
Oct. 16	CSU								
Oct. 23	at WYO								
Nov. 6	UNLV								
Nov. 13	at FS								
Nov. 20	at BSU								
Nov. 26	USU								
TOTAL		0	0	0	0	0	0	0	0
CAREER		0	0	0	0	0	0	0	0

WR - #81 Elijah Queen

2020

Date	Opponent	Rush	Yds	TD	LG	Rec	Yds	TD	LG
Oct 24	at CSU					No Contest			
Oct 31	SJSU	0	0	0	0	0	0	0	0
Nov 7	at HAW	0	0	0	0	0	0	0	0
Nov 14	NEV	0	0	0	0	0	0	0	0
Nov 20	at AFA					Did Not Play			
Nov 26	at USU	0	0	0	0	0	0	0	0
Dec 5	WYO	0	0	0	0	0	0	0	0
Dec 12	FS	0	0	0	0	0	0	0	0
TOTAL		0	0	0	0	0	0	0	0

2021

Date	Opponent	Rush	Yds	TD	LG	Rec	Yds	TD	LG
Sept. 2	HBU								
Sept. 11	NMSU								
Sept. 18	at TAMU								
Sept. 25	at UTEP								
Oct. 2	AFA								
Oct. 9	at SDSU								
Oct. 16	CSU								
Oct. 23	at WYO								
Nov. 6	UNLV								
Nov. 13	at FS								
Nov. 20	at BSU								
Nov. 26	USU								
TOTAL		0	0	0	0	0	0	0	0
CAREER		0	0	0	0	0	0	0	0

WR - #83 Blake Wells

2020

Date	Opponent	Rush	Yds	TD	LG	Rec	Yds	TD	LG
Oct 24	at CSU					No Contest			
Oct. 31	SJSU					Did Not Play			
Nov 7	at HAW					Did Not Play			
Nov 14	NEV	0	0	0	0	0	0	0	0
Nov 20	at AFA					Did Not Play			
Nov 26	at USU					Did Not Play			
Dec 5	WYO					Did Not Play			
Dec 12	FS					Did Not Play			
TOTAL		0	0	0	0	0	0	0	0

2021

Date	Opponent	Rush	Yds	TD	LG	Rec	Yds	TD	LG
Sept. 2	HBU								
Sept. 11	NMSU								
Sept. 18	at TAMU								
Sept. 25	at UTEP								
Oct. 2	AFA								
Oct. 9	at SDSU								
Oct. 16	CSU								
Oct. 23	at WYO								
Nov. 6	UNLV								
Nov. 13	at FS								
Nov. 20	at BSU								
Nov. 26	USU								
TOTAL		0	0	0	0	0	0	0	0
CAREER		0	0	0	0	0	0	0	0

WR - #87 Andrew Erickson

2020

Date	Opponent	Rush	Yds	TD	LG	Rec	Yds	TD	LG
Oct 24	at CSU					No Contest			
Oct. 31	SJSU	0	0	0	0	3	72	1	46
Nov 7	at HAW	0	0	0	0	2	27	0	20
Nov 14	NEV	0	0	0	0	2	49	0	42
Nov 20	at AFA	0	0	0	0	4	47	0	14
Nov 26	at USU	0	0	0	0	5	55	1	28
Dec 5	WYO	0	0	0	0	1	14	0	14
Dec 12	FS	0	0	0	0	1	6	0	6
TOTAL		0	0	0	0	18	270	2	46

2021

Date	Opponent	Rush	Yds	TD	LG	Rec	Yds	TD	LG
Sept. 2	HBU								
Sept. 11	NMSU								
Sept. 18	at TAMU								
Sept. 25	at UTEP								
Oct. 2	AFA								
Oct. 9	at SDSU								
Oct. 16	CSU								
Oct. 23	at WYO								
Nov. 6	UNLV								
Nov. 13	at FS								
Nov. 20	at BSU								
Nov. 26	USU								
TOTAL		0	0	0	0	0	0	0	0
CAREER		0	0	0	0	17	264	2	46

WR - #88 Benji Johnson

2021

Date	Opponent	Rush	Yds	TD	LG	Rec	Yds	TD	LG
Sept. 2	HBU								
Sept. 11	NMSU								
Sept. 18	at TAMU								
Sept. 25	at UTEP								
Oct. 2	AFA								
Oct. 9	at SDSU								
Oct. 16	CSU								
Oct. 23	at WYO								
Nov. 6	UNLV								
Nov. 13	at FS								
Nov. 20	at BSU								
Nov. 26	USU								
TOTAL		0	0	0	0	0	0	0	0

TE - #19 Trace Bruckler

Date	Opponent	Rush	Yds	TD	LG	Rec	Yds	TD	LG
Sept. 2	HBU								
Sept. 11	NMSU								
Sept. 18	at TAMU								
Sept. 25	at UTEP								
Oct. 2	AFA								
Oct. 9	at SDSU								
Oct. 16	CSU								
Oct. 23	at WYO								
Nov. 6	UNLV								
Nov. 13	at FS								
Nov. 20	at BSU								
Nov. 26	USU								
TOTAL		0	0	0	0	0	0	0	0
CAREER		0	0	0	0	0	0	0	0

TE - #20 Jacob Trussell

Date	Opponent	Rush	Yds	TD	LG	Rec	Yds	TD	LG
Sept. 2	HBU								
Sept. 11	NMSU								
Sept. 18	at TAMU								
Sept. 25	at UTEP								
Oct. 2	AFA								
Oct. 9	at SDSU								
Oct. 16	CSU								
Oct. 23	at WYO								
Nov. 6	UNLV								
Nov. 13	at FS								
Nov. 20	at BSU								
Nov. 26	USU								
TOTAL		0	0	0	0	0	0	0	0

TE - #41 Connor Witthoft

Date	Opponent	Rush	Yds	TD	LG	Rec	Yds	TD	LG
Oct. 24	at CSU				No Contest				
Oct. 31	SJSU				Did Not Play				
Nov. 7	at HAW				Did Not Play				
Nov. 14	NEV	0	0	0	0	0	0	0	0
Nov. 20	at AFA	0	0	0	0	0	0	0	0
Nov. 26	at USU	0	0	0	0	0	0	0	0
Dec. 5	WYO	0	0	0	0	0	0	0	0
Dec. 12	FS	0	0	0	0	0	0	0	0
TOTAL		0	0	0	0	0	0	0	0

Date	Opponent	Rush	Yds	TD	LG	Rec	Yds	TD	LG
Sept. 2	HBU								
Sept. 11	NMSU								
Sept. 18	at TAMU								
Sept. 25	at UTEP								
Oct. 2	AFA								
Oct. 9	at SDSU								
Oct. 16	CSU								
Oct. 23	at WYO								
Nov. 6	UNLV								
Nov. 13	at FS								
Nov. 20	at BSU								
Nov. 26	USU								
TOTAL		0	0	0	0	0	0	0	0
CAREER		0	0	0	0	0	0	0	0

TE - #47 Caleb Marra

Date	Opponent	Rush	Yds	TD	LG	Rec	Yds	TD	LG
Oct. 24	at CSU				No Contest				
Oct. 31	SJSU				Did Not Play				
Nov. 7	at HAW				Did Not Play				
Nov. 14	NEV				Did Not Play				
Nov. 20	at AFA				Did Not Play				
Nov. 26	at USU				Did Not Play				
Dec. 5	WYO				Did Not Play				
Dec. 12	FS				Did Not Play				
TOTAL		0	0	0	0	0	0	0	0

Date	Opponent	Rush	Yds	TD	LG	Rec	Yds	TD	LG
Sept. 2	HBU								
Sept. 11	NMSU								
Sept. 18	at TAMU								
Sept. 25	at UTEP								
Oct. 2	AFA								
Oct. 9	at SDSU								
Oct. 16	CSU								
Oct. 23	at WYO								
Nov. 6	UNLV								
Nov. 13	at FS								
Nov. 20	at BSU								
Nov. 26	USU								
TOTAL		0	0	0	0	0	0	0	0
CAREER		0	0	0	0	0	0	0	0

TE - #48 Simon Gay

Date	Opponent	Rush	Yds	TD	LG	Rec	Yds	TD	LG
Sept. 2	HBU								
Sept. 11	NMSU								
Sept. 18	at TAMU								
Sept. 25	at UTEP								
Oct. 2	AFA								
Oct. 9	at SDSU								
Oct. 16	CSU								
Oct. 23	at WYO								
Nov. 6	UNLV								
Nov. 13	at FS								
Nov. 20	at BSU								
Nov. 26	USU								
TOTAL		0	0	0	0	0	0	0	0

TE - #85 Kyle Jarvis

Date	Opponent	Rush	Yds	TD	LG	Rec	Yds	TD	LG
Aug. 31	SHSU	0	0	0	0	0	0	0	0
Sept. 14	at ND	0	0	0	0	0	0	0	0
Sept. 21	NMSU	0	0	0	0	0	0	0	0
Sept. 28	at LIBERTY	0	0	0	0	0	0	0	0
Oct. 4	at SJSU	0	0	0	0	0	0	0	0
Oct. 11	CSU	0	0	0	0	0	0	0	0
Oct. 19	at WYO	0	0	0	0	0	0	0	0
Oct. 26	HAW	0	0	0	0	0	0	0	0
Nov. 2	at NEV	0	0	0	0	0	0	0	0
Nov. 16	at BSU	0	0	0	0	0	0	0	0
Nov. 23	AFA	0	0	0	0	0	0	0	0
Nov. 30	USU	0	0	0	0	0	0	0	0
TOTAL		0	0	0	0	0	0	0	0

Date	Opponent	Rush	Yds	TD	LG	Rec	Yds	TD	LG
Oct. 24	at CSU				No Contest				
Oct. 31	SJSU	0	0	0	0	2	28	0	14
Nov. 7	at HAW	0	0	0	0	0	0	0	0
Nov. 14	NEV	0	0	0	0	1	15	0	15
Nov. 20	at AFA	0	0	0	0	0	0	0	0
Nov. 26	at USU	0	0	0	0	0	0	0	0
Dec. 5	WYO	0	0	0	0	0	0	0	0
Dec. 12	FS	0	0	0	0	0	0	0	0
TOTAL		0	0	0	0	3	43	0	15

Date	Opponent	Rush	Yds	TD	LG	Rec	Yds	TD	LG
Sept. 2	HBU								
Sept. 11	NMSU								
Sept. 18	at TAMU								
Sept. 25	at UTEP								
Oct. 2	AFA								
Oct. 9	at SDSU								
Oct. 16	CSU								
Oct. 23	at WYO								
Nov. 6	UNLV								
Nov. 13	at FS								
Nov. 20	at BSU								
Nov. 26	USU								
TOTAL		0	0	0	0	0	0	0	0
CAREER		0	0	0	0	3	43	0	15

TE - #86 Kai Jessie

Date	Opponent	Rush	Yds	TD	LG	Rec	Yds	TD	LG
Sept. 2	HBU								
Sept. 11	NMSU								
Sept. 18	at TAMU								
Sept. 25	at UTEP								
Oct. 2	AFA								
Oct. 9	at SDSU								
Oct. 16	CSU								
Oct. 23	at WYO								
Nov. 6	UNLV								
Nov. 13	at FS								
Nov. 20	at BSU								
Nov. 26	USU								
TOTAL		0	0	0	0	0	0	0	0

TE - #89 Connor Kinslow

Date	Opponent	Rush	Yds	TD	LG	Rec	Yds	TD	LG
Oct. 24	at CSU				No Contest				
Oct. 31	SJSU	0	0	0	0	0	0	0	0
Nov. 7	at HAW	0	0	0	0	0	0	0	0
Nov. 14	NEV	0	0	0	0	0	0	0	0
Nov. 20	at AFA	0	0	0	0	0	0	0	0
Nov. 26	at USU	0	0	0	0	0	0	0	0
Dec. 5	WYO	0	0	0	0	0	0	0	0
Dec. 12	FS	0	0	0	0	1	49	1	49
TOTAL		0	0	0	0	1	49	1	49

Date	Opponent	Rush	Yds	TD	LG	Rec	Yds	TD	LG
Sept. 2	HBU								
Sept. 11	NMSU								
Sept. 18	at TAMU								
Sept. 25	at UTEP								
Oct. 2	AFA								
Oct. 9	at SDSU								
Oct. 16	CSU								
Oct. 23	at WYO								
Nov. 6	UNLV								
Nov. 13	at FS								
Nov. 20	at BSU								
Nov. 26	USU								
TOTAL		0	0	0	0	0	0	0	0
CAREER		0	0	0	0	1	49	1	49

DB - #2 Tony Collier

2019

Date	Opponent	TKL	TFL-Yds	Sack-Yds	FF	FR-Yds	PBU	INT-yds	TD
Aug 31	SHSU								
Sept 14	at ND								
Sept 21	NMSU	2	0.0-0	0.0-0	0	0-0	1	0-0	0
Sept 28	at LIBERTY	0	0.0-0	0.0-0	0	0-0	0	0-0	0
Oct 4	at SJSU	1	0.0-0	0.0-0	0	0-0	0	0-0	0
Oct 11	CSU	0	0.0-0	0.0-0	0	0-0	0	0-0	0
Oct 19	at WYO	0	0.0-0	0.0-0	0	0-0	0	0-0	0
Oct 26	HAW	0	0.0-0	0.0-0	0	0-0	0	0-0	0
Nov 2	at NEV	0	0.0-0	0.0-0	0	0-0	0	0-0	0
Nov 16	at BSU	0	0.0-0	0.0-0	0	0-0	0	0-0	0
Nov 23	AFA	0	0.0-0	0.0-0	0	0-0	0	0-0	0
Nov 30	USU	0	0.0-0	0.0-0	0	0-0	0	0-0	0
TOTAL		3	0.0-0	0.0-0	0	0-0	1	0-0	0

2020

Date	Opponent	TKL	TFL-Yds	Sack-Yds	FF	FR-Yds	PBU	INT-yds	TD
Oct 24	at CSU								
Oct 31	SJSU								
Nov 7	at HAW	7	0.0-0	0.0-0	0	0-0	0	0-0	0
Nov 14	NEV	5	1.0-1	0.0-0	0	0-0	1	0-0	0
Nov 20	at AFA	5	0.0-0	0.0-0	0	0-0	0	0-0	0
Nov 26	at USU	3	0.0-0	0.0-0	0	0-0	0	0-0	0
Dec 5	WYO	1	0.0-0	0.0-0	0	0-0	0	0-0	0
Dec 12	FS	3	0.0-0	0.0-0	0	0-0	0	0-0	0
TOTAL		24	1.0-1	0.0-0	0	0-0	1	0-0	0

2021

Date	Opponent	TKL	TFL-Yds	Sack-Yds	FF	FR-Yds	PBU	INT-yds	TD
Sept 2	HBU								
Sept. 11	NMSU								
Sept. 18	at TAMU								
Sept. 25	at UTEP								
Oct. 2	AFA								
Oct. 9	at SDSU								
Oct. 16	CSU								
Oct. 23	at WYO								
Nov. 6	UNLV								
Nov. 13	at FS								
Nov. 20	at BSU								
Nov. 26	USU								
TOTAL		0	0.0-0	0.0-0	0	0-0	0	0-0	0
CAREER		27	1.0-1	0.0-0	0	0-0	2	0-0	0

DB - #3 Patrick Peek

2018

Date	Opponent	TKL	TFL-Yds	Sack-Yds	FF	FR-Yds	PBU	INT-yds	TD
Sept 1	UIW	2	0.0-0	0.0-0	0	0-0	0	0-0	0
Sept 8	at WISC	2	0.0-0	0.0-0	0	0-0	0	0-0	0
Sept 15	at NMSU	0	0.0-0	0.0-0	0	0-0	0	0-0	0
Sept 29	LIBERTY	0	0.0-0	0.0-0	0	0-0	0	0-0	0
Oct 6	at UNLV	4	0.0-0	0.0-0	0	0-0	0	0-0	0
Oct 13	at CSU	0	0.0-0	0.0-0	0	0-0	0	0-0	0
Oct 20	FS	1	0.0-0	0.0-0	0	0-0	0	0-0	0
Oct 27	at USU	7	1.0-3	0.0-0	1	0-0	0	0-0	0
Nov 3	SDSU	5	0.0-0	0.0-0	0	0-0	0	0-0	0
Nov 10	at AFA	1	0.0-0	0.0-0	0	0-0	0	0-0	0
Nov 16	BSU	1	0.0-0	0.0-0	0	0-0	0	0-0	0
Nov 24	WYO	2	0.0-0	0.0-0	0	0-0	0	0-0	0
TOTAL		25	1.0-3	0.0-0	1	0-0	0	0-0	0

2019

Date	Opponent	TKL	TFL-Yds	Sack-Yds	FF	FR-Yds	PBU	INT-yds	TD
Aug 31	SHSU	7	1.0-1	0.0-0	0	0-0	0	0-0	0
Sept 14	at ND	3	0.0-0	0.0-0	0	0-0	0	0-0	0
Sept 21	NMSU	2	0.0-0	0.0-0	0	0-0	0	0-0	0
Sept 28	at LIBERTY	6	0.0-0	0.0-0	0	0-0	0	0-0	0
Oct 4	at SJSU								
Oct 11	CSU								
Oct 19	at WYO								
Oct 26	HAW								
Nov 2	at NEV								
Nov 16	at BSU								
Nov 23	AFA								
Nov 30	USU								
TOTAL		18	1.0-1	0.0-0	0	0-0	0	0-0	0

2020

Date	Opponent	TKL	TFL-Yds	Sack-Yds	FF	FR-Yds	PBU	INT-yds	TD
Oct 24	at CSU								
Oct 31	SJSU	6	0.0-0	0.0-0	0	0-0	0	0-0	0
Nov 7	at HAW	2	0.0-0	0.0-0	0	0-0	1	0-0	0
Nov 14	NEV	3	1.0-3	0.0-0	0	0-0	0	0-0	0
Nov 20	at AFA	3	1.0-4	0.0-0	0	1-0	0	0-0	0
Nov 26	at USU	6	0.0-0	0.0-0	0	0-0	0	0-0	0
Dec 5	WYO	6	0.0-0	0.0-0	0	0-0	1	0-0	0
Dec 12	FS	5	0.5-2	0.5-2	0	0-0	1	1-18	0
TOTAL		31	2.5-9	0.5-2	0	1-0	3	1-18	0

2021

Date	Opponent	TKL	TFL-Yds	Sack-Yds	FF	FR-Yds	PBU	INT-yds	TD
Sept 2	HBU								
Sept. 11	NMSU								
Sept. 18	at TAMU								
Sept. 25	at UTEP								
Oct. 2	AFA								
Oct. 9	at SDSU								
Oct. 16	CSU								
Oct. 23	at WYO								
Nov. 6	UNLV								
Nov. 13	at FS								
Nov. 20	at BSU								
Nov. 26	USU								
TOTAL		0	0.0-0	0.0-0	0	0-0	0	0-0	0
CAREER		74	4.5-13	0.5-2	1	1-0	3	1-18	0

DB - #4 Shadrack Lowery

2019

Date	Opponent	TKL	TFL-Yds	Sack-Yds	FF	FR-Yds	PBU	INT-yds	TD
Aug 31	SHSU	0	0.0-0	0.0-0	0	0-0	0	0-0	0
Sept 14	at ND	0	0.0-0	0.0-0	0	0-0	0	0-0	0
Sept 21	NMSU	0	0.0-0	0.0-0	0	0-0	0	0-0	0
Sept 28	at LIBERTY	0	0.0-0	0.0-0	0	0-0	0	0-0	0
Oct 4	at SJSU	0	0.0-0	0.0-0	0	0-0	0	0-0	0
Oct 11	CSU	0	0.0-0	0.0-0	0	0-0	0	0-0	0
Oct 19	at WYO	0	0.0-0	0.0-0	0	0-0	0	0-0	0
Oct 26	HAW	0	0.0-0	0.0-0	0	0-0	0	0-0	0
Nov 2	at NEV	0	0.0-0	0.0-0	0	0-0	0	0-0	0
Nov 16	at BSU	1	0.0-0	0.0-0	0	0-0	0	0-0	0
Nov 23	AFA	0	0.0-0	0.0-0	0	0-0	0	0-0	0
Nov 30	USU	0	0.0-0	0.0-0	0	0-0	0	0-0	0
TOTAL		1	0.0-0	0.0-0	0	0-0	0	0-0	0

2020

Date	Opponent	TKL	TFL-Yds	Sack-Yds	FF	FR-Yds	PBU	INT-yds	TD
Oct 24	at CSU								
Oct 31	SJSU								
Nov 7	at HAW								
Nov 14	NEV	0	0.0-0	0.0-0	0	0-0	0	0-0	0
Nov 20	at AFA								
Nov 26	at USU	1	0.0-0	0.0-0	0	0-0	0	0-0	0
Dec 5	WYO	5	0.0-0	0.0-0	0	0-0	0	0-0	0
Dec 12	FS	0	0.0-0	0.0-0	0	0-0	0	0-0	0
TOTAL		6	0.0-0	0.0-0	0	0-0	0	0-0	0

2021

Date	Opponent	TKL	TFL-Yds	Sack-Yds	FF	FR-Yds	PBU	INT-yds	TD
Sept 2	HBU								
Sept. 11	NMSU								
Sept. 18	at TAMU								
Sept. 25	at UTEP								
Oct. 2	AFA								
Oct. 9	at SDSU								
Oct. 16	CSU								
Oct. 23	at WYO								
Nov. 6	UNLV								
Nov. 13	at FS								
Nov. 20	at BSU								
Nov. 26	USU								
TOTAL		0	0.0-0	0.0-0	0	0-0	0	0-0	0
CAREER		7	0.0-0	0.0-0	0	0-0	0	0-0	0

DB - #7 Tavian Combs

2020

Date	Opponent	TKL	TFL-Yds	Sack-Yds	FF	FR-Yds	PBU	INT-yds	TD
Oct 24	at CSU								
Oct 31	SJSU	10	0.0-0	0.0-0	0	0-0	0	0-0	0
Nov 7	at HAW	7	0.0-0	0.0-0	0	0-0	0	0-0	0
Nov 14	NEV	7	0.0-0	0.0-0	0	0-0	0	0-0	0
Nov 20	at AFA	5	0.0-0	0.0-0	0	0-0	0	0-0	0
Nov 26	at USU	7	0.0-0	0.0-0	1	0-0	0	0-0	0
Dec 5	WYO	3	0.0-0	0.0-0	0	0-0	1	0-0	0
Dec 12	FS	12	0.5-1	0.5-1	0	0-0	0	0-0	0
TOTAL		51	0.5-1	0.5-1	1	0-0	1	0-0	0

2021

Date	Opponent	TKL	TFL-Yds	Sack-Yds	FF	FR-Yds	PBU	INT-yds	TD
Sept 2	HBU								
Sept. 11	NMSU								
Sept. 18	at TAMU								
Sept. 25	at UTEP								
Oct. 2	AFA								
Oct. 9	at SDSU								
Oct. 16	CSU								
Oct. 23	at WYO								
Nov. 6	UNLV								
Nov. 13	at FS								
Nov. 20	at BSU								
Nov. 26	USU								
TOTAL		0	0.0-0	0.0-0	0	0-0	0	0-0	0
CAREER		51	0.5-1	0.5-1	1	0-0	1	0-0	0

DB - #12 Antonio Hunt

2019									
Date	Opponent	TKL	TfL-Yds	Sack-Yds	FF	FR-Yds	PBU	INT-yds	TD
Aug 31	SHSU	1	0.0-0	0.0-0	0	0-0	0	0-0	0
Sept 14	at ND	1	0.0-0	0.0-0	0	0-0	0	0-0	0
Sept 21	NMSU	0	0.0-0	0.0-0	0	0-0	0	0-0	0
Sept 28	at LIBERTY					Did Not Play			
Oct 4	at SJSU					Did Not Play			
Oct 11	CSU					Did Not Play			
Oct 19	at WYO					Did Not Play			
Oct 26	HAW	0	0.0-0	0.0-0	0	0-0	0	0-0	0
Nov 2	at NEV					Did Not Play			
Nov 16	at BSU					Did Not Play			
Nov 23	AFA					Did Not Play			
Nov 30	USU					Did Not Play			
TOTAL		2	0.0-0	0.0-0	0	0-0	0	0-0	0

DB - #20 Andrell Barney, Jr.									
2021									
Date	Opponent	TKL	TFL-Yds	Sack-Yds	FF	FR-Yds	PBU	INT-yds	TD
Sept. 2	HBU								
Sept. 11	NMSU								
Sept. 18	at TAMU								
Sept. 25	at UTEP								
Oct. 2	AFA								
Oct. 9	at SDSU								
Oct. 16	CSU								
Oct. 23	at WYO								
Nov. 6	UNLV								
Nov. 13	at FS								
Nov. 20	at BSU								
Nov. 26	USU								
TOTAL		0	0.0-0	0.0-0	0	0-0	0	0-0	0

DB - #9 Jerrick Reed II

2019

2020									
Date	Opponent	TKL	TFL-Yds	Sack-Yds	FF	FR-Yds	PBU	INT-yds	TD
Oct 24	at CSU	No Contest							
Oct 31	SJSU	5	0.0-0	0.0-0	0	0-0	0	0-0	0
Nov 7	at HAW	0	0.0-0	0.0-0	0	0-0	1	0-0	0
Nov 14	NEV	0	0.0-0	0.0-0	0	0-0	0	0-0	0
Nov 20	at AFA	0	0.0-0	0.0-0	0	0-0	0	0-0	0
Nov 26	at USU	2	0.0-0	0.0-0	0	0-0	0	0-0	0
Dec 5	WYO	0	0.0-0	0.0-0	0	0-0	0	0-0	0
Dec 12	FS	0	0.0-0	0.0-0	0	0-0	0	0-0	0
TOTAL		7	0.0-0	0.0-0	0	0-0	1	0-0	0

2020

2021									
Date	Opponent	TKL	TFL-Yds	Sack-Yds	FF	FR-Yds	PBU	INT-yds	TD
Sept. 2	HBU								
Sept. 11	NMSU								
Sept. 18	at TAMU								
Sept. 25	at UTEP								
Oct. 2	AFA								
Oct. 9	at SDSU								
Oct. 16	CSU								
Oct. 23	at WYO								
Nov. 6	UNLV								
Nov. 13	at FS								
Nov. 20	at BSU								
Nov. 26	USU								
TOTAL		0	0.0-0	0.0-0	0	0-0	0	0-0	0
CAREER		9	0.0-0	0.0-0	0	0-0	1	0-0	0

2021

DB - #14 Ronald Wilson									
2021									
Date	Opponent	TKL	TFL-Yds	Sack-Yds	FF	FR-Yds	PBU	INT-yds	TD
Sept. 2	HBV								
Sept. 11	NMSU								
Sept. 18	at TAMU								
Sept. 25	at UTEP								
Oct. 2	AFA								
Oct. 9	at SDSU								
Oct. 16	CSU								
Oct. 23	at WYO								
Nov. 6	UNLV								
Nov. 13	at FS								
Nov. 20	at BSU								
Nov. 26	USU								
TOTAL		0	0-0-0	0-0-0	0	0-0	0	0-0	0

DB - #11 Xavier Hailey

2021

DB - #15 Damon Gentry									
2021									
Date	Opponent	TKL	TFL-Yds	Sack-Yds	FF	FR-Yds	PBU	INT-yds	TD
Sept 2	HBU								
Sept. 11	NMSU								
Sept. 18	at TAMU								
Sept. 25	at UTEP								
Oct. 2	AFA								
Oct. 9	at SDSU								
Oct. 16	CSU								
Oct. 23	at WYO								
Nov. 6	UNLV								
Nov. 13	at FS								
Nov. 20	at BSU								
Nov. 26	USU								
TOTAL		0	0.0-0	0.0-0	0	0-0	0	0-0	0

DB - #21 A.J. Odums

2021

Date	Opponent	TKL	TFL-Yds	Sack-Yds	FF	FR-Yds	PBU	INT-yds	TD
Sept. 2	HBV								
Sept. 11	NMSU								
Sept. 18	at TAMU								
Sept. 25	at UTEP								
Oct. 2	AFA								
Oct. 9	at SDSU								
Oct. 16	CSU								
Oct. 23	at WYO								
Nov. 6	UNLV								
Nov. 13	at FS								
Nov. 20	at BSU								
Nov. 26	USU								
TOTAL		0	0-0-0	0-0-0	0	0-0	0	0-0	0

DB - #24 Corvon Francis

2021

Date	Opponent	TKL	TFL-Yds	Sack-Yds	FF	FR-Yds	PBU	INT-yds	TD
Sept. 2	HBV								
Sept. 11	NMSU								
Sept. 18	at TAMU								
Sept. 25	at UTEP								
Oct. 2	AFA								
Oct. 9	at SDSU								
Oct. 16	CSU								
Oct. 23	at WYO								
Nov. 6	UNLV								
Nov. 13	at FS								
Nov. 20	at BSU								
Nov. 26	USU								
TOTAL		0	0-0-0	0-0-0	0	0-0	0	0-0	0

DB - #25 Marquae Kirkendoll

2020

Date	Opponent	TKL	TFL-Yds	Sack-Yds	FF	FR-Yds	PBU	INT-Yds	TD
Oct 24	at CSU	No Contest							
Oct 31	SJSU	1	0.0-0	0.0-0	0	0-0	0	0-0	0
Nov 7	at HAW	0	0.0-0	0.0-0	0	0-0	0	0-0	0
Nov 14	NEV	0	0.0-0	0.0-0	0	0-0	0	0-0	0
Nov 20	at AFA	Did Not Play							
Nov 26	at USU	0	0.0-0	0.0-0	0	0-0	0	0-0	0
Dec 5	WYO	0	0.0-0	0.0-0	0	0-0	0	0-0	0
Dec 12	FS	1	0.0-0	0.0-0	0	0-0	0	0-0	0
TOTAL		2	0.0-0	0.0-0	0	0-0	0	0-0	0

2021

Date	Opponent	TKL	TFL-Yds	Sack-Yds	FF	FR-Yds	PBU	INT-yds	TD
Sept 2	HBU								
Sept. 11	NMSU								
Sept. 18	at TAMU								
Sept. 25	at UTPE								
Oct. 2	AFA								
Oct. 9	at SDSU								
Oct. 16	CSU								
Oct. 23	at WYO								
Nov. 6	UNLV								
Nov. 13	at FS								
Nov. 20	at BSU								
Nov. 26	USU								
TOTAL		0	0.0-0	0.0-0	0	0-0	0	0-0	0
CAREER		2	0.0-0	0.0-0	0	0-0	0	0-0	0

2020

Date	Opponent	TKL	TFL-Yds	Sack-Yds	FF	FR-Yds	PBU	INT-yds	TD
Oct 24	at CSU				No Contest				
Oct 31	SJSU	7	0.0-0	0.0-0	0	0-0	0	0-0	0
Nov 7	at HAW				Did Not Play				
Nov 14	NEV				Did Not Play				
Nov 20	at AFA				Did Not Play				
Nov 26	at USU				Did Not Play				
Dec 5	WYO				Did Not Play				
Dec 12	FS				Did Not Play				
TOTAL		7	0.0-0	0.0-0	0	0-0	0	0-0	0

2021

Date	Opponent	TKL	TFL-Yds	Sack-Yds	FF	FR-Yds	PBU	INT-yds	TD
Sept. 2	HBU								
Sept. 11	NMSU								
Sept. 18	at TAMU								
Sept. 25	at UTEP								
Oct. 2	AFB								
Oct. 9	at SDSU								
Oct. 16	CSU								
Oct. 23	at WYO								
Nov. 6	UNLV								
Nov. 13	at FS								
Nov. 20	at BSU								
Nov. 26	USU								
TOTAL		0	0.0-0	0.0-0	0	0-0	0	0-0	0
CAREER		7	0.0-0	0.0-0	0	0-0	0	0-0	0

S - #27 Quinn Potts

2020

Date	Opponent	TKL	TFL-Yds	Sack-Yds	FF	FR-Yds	PBU	INT-Yds	TD
Oct 24	at CSU				No Contest				
Oct 31	SJSU				Did Not Play				
Nov 7	at HAW				Did Not Play				
Nov 14	NEV				Did Not Play				
Nov 20	at AFA				Did Not Play				
Nov 26	at USU	0	0.0-0	0.0-0	0	0-0	0	0-0	0
Dec 5	WYO				Did Not Play				
Dec 12	FS	1	0.0-0	0.0-0	0	0-0	0	0-0	0
TOTAL		1	0.0-0	0.0-0	0	0-0	0	0-0	0

2021

Date	Opponent	TKL	TFL-Yds	Sack-Yds	FF	FR-Yds	PBU	INT-yds	TD
Sept. 2	HBU								
Sept. 11	NMSU								
Sept. 18	at TAMU								
Sept. 25	at UTEP								
Oct. 2	ATA								
Oct. 9	at SDSU								
Oct. 16	CSU								
Oct. 23	at WYO								
Nov. 6	UNLV								
Nov. 13	at FS								
Nov. 20	at BSU								
Nov. 26	USU								
TOTAL		0	0.0-0	0.0-0	0	0-0	0	0-0	0
CAREER		1	0.0-0	0.0-0	0	0-0	0	0-0	0

CB - #29 Deuce Jones

2020

Date	Opponent	TKL	TFL-Yds	Sack-Yds	FF	FR-Yds	PBU	INT-yds	TD
Oct 24	at CSU				No Contest				
Oct 31	SJSU				Did Not Play				
Nov 7	at HAW				Did Not Play				
Nov 14	NEV				Did Not Play				
Nov 20	at AFA				Did Not Play				
Nov 26	at USU				Did Not Play				
Dec 5	WYO				Did Not Play				
Dec 12	FS				Did Not Play				
TOTAL		0	0.0-0	0.0-0	0	0-0	0	0-0	0

2021

Date	Opponent	TKL	TFL-Yds	Sack-Yds	FF	FR-Yds	PBU	INT-yds	TD
Sept. 2	HBU								
Sept. 11	NMSU								
Sept. 18	at TAMU								
Sept. 25	at UTEP								
Oct. 2	AFU								
Oct. 9	at SDSU								
Oct. 16	CSU								
Oct. 23	at WYO								
Nov. 6	UNLV								
Nov. 13	at FS								
Nov. 20	at BSU								
Nov. 26	USU								
TOTAL		0	0.0-0	0.0-0	0	0-0	0	0-0	0
CAREER		0	0.0-0	0.0-0	0	0-0	0	0-0	0

S - #31 Mathias Bertram

2020

Date	Opponent	TKL	TFL-Yds	Sack-Yds	FF	FR-Yds	PBU	INT-Yds	TD
Oct 24	at CSU				No Contest				
Oct 31	SISU	0	0.0-0	0.0-0	0	0-0	0	0-0	0
Nov 7	at HAW				Did Not Play				
Nov 14	NEV				Did Not Play				
Nov 20	at AFA				Did Not Play				
Nov 26	at USU				Did Not Play				
Dec 5	WYO				Did Not Play				
Dec 12	FS				Did Not Play				
TOTAL		0	0.0-0	0.0-0	0	0-0	0	0-0	0

2021

Date	Opponent	TKL	TFL-Yds	Sack-Yds	FF	FR-Yds	PBU	INT-yds	TD
Sept. 2	HBU								
Sept. 11	NMSU								
Sept. 18	at TAMU								
Sept. 25	at UTEP								
Oct. 2	AFU								
Oct. 9	at SDSU								
Oct. 16	CSU								
Oct. 23	at WYO								
Nov. 6	UNLV								
Nov. 13	at FS								
Nov. 20	at BSU								
Nov. 26	USU								
TOTAL		0	0.0-0	0.0-0	0	0-0	0	0-0	0
CAREER		0	0.0-0	0.0-0	0	0-0	0	0-0	0

CB - #96 Corey Hightower

2017

Date	Opponent	TKL	TFL-Yds	Sack-Yds	FF	FR-Yds	PBU	INT-Yds	TD
Sept 2	ACU	0	0.0-0	0.0-0	0	0-0	0	0-0	0
Sept 9	NMSU	0	0.0-0	0.0-0	0	0-0	0	0-0	0
Sept 14	at BSU	0	0.0-0	0.0-0	0	0-0	0	0-0	0
Sept 23	at Tulsa	0	0.0-0	0.0-0	0	0-0	0	0-0	0
Sept 30	AFA	0	0.0-0	0.0-0	0	0-0	0	0-0	0
Oct 14	at FS	0	0.0-0	0.0-0	0	0-0	0	0-0	0
Oct 20	CSU	0	0.0-0	0.0-0	0	0-0	0	0-0	0
Oct 28	at WYO	0	0.0-0	0.0-0	0	0-0	0	0-0	0
Nov 4	USU	0	0.0-0	0.0-0	0	0-0	0	0-0	0
Nov 11	TA&M	0	0.0-0	0.0-0	0	0-0	0	0-0	0
Nov 17	UNLV	0	0.0-0	0.0-0	0	0-0	0	0-0	0
Nov 24	at SDSU	0	0.0-0	0.0-0	0	0-0	0	0-0	0
TOTAL		0	0.0-0	0.0-0	0	0-0	0	0-0	0

2018

Date	Opponent	TKL	TFL-Yds	Sack-Yds	FF	FR-Yds	PBU	INT-Yds	TD
Sept 1	UIW	0	0.0-0	0.0-0	0	0-0	0	0-0	0
Sept 8	at WISC	0	0.0-0	0.0-0	0	0-0	0	0-0	0
Sept 15	at NMSU			Did Not Play					
Sept 29	LIBERTY			Did Not Play					
Oct 6	at UNLV			Did Not Play					
Oct 13	at CSU			Did Not Play					
Oct 20	FS	0	0.0-0	0.0-0	0	0-0	0	0-0	0
Oct 27	at USU	0	0.0-0	0.0-0	0	0-0	0	0-0	0
Nov 3	SDSU			Did Not Play					
Nov 10	at USU			Did Not Play					
Nov 16	BSU			Did Not Play					
Nov 24	WYO			Did Not Play					
TOTAL		0	0.0-0	0.0-0	0	0-0	0	0-0	0

2019

Date	Opponent	TKL	TFL-Yds	Sack-Yds	FF	FR-Yds	PBU	INT-yds	TD
Aug 31	SHSU	0	0.0-0	0.0-0	0	0-0	0	0-0	0
Sept 14	at ND				Did Not Play				
Sept 21	NMSU	0	0.0-0	0.0-0	0	0-0	0	0-0	0
Sept 28	at LIBERTY	0	0.0-0	0.0-0	0	0-0	0	0-0	0
Oct 4	at SJSU				Did Not Play				
Oct 11	CSU				Did Not Play				
Oct 19	at WYO				Did Not Play				
Oct 26	HAW	0	0.0-0	0.0-0	0	0-0	0	0-0	0
Nov 2	at NEV				Did Not Play				
Nov 16	at BSU				Did Not Play				
Nov 23	AFA	0	0.0-0	0.0-0	0	0-0	0	0-0	0
Nov 30	USU	2	0.0-0	0.0-0	0	0-0	0	0-0	0
TOTAL		2	0.0-0	0.0-0	0	0-0	0	0-0	0

2020

Date	Opponent	TKL	TFL-Yds	Sack-Yds	FF	FR-Yds	PBU	INT-yds	TD
Oct 24	at CSU	No Contest							
Oct 31	SJSU	0	0.0-0	0.0-0	0	0-0	0	0-0	0
Nov 7	at HAW	0	0.0-0	0.0-0	0	0-0	0	0-0	0
Nov 14	NEV	0	0.0-0	0.0-0	0	0-0	0	0-0	0
Nov 20	at AFA	0	0.0-0	0.0-0	0	0-0	0	0-0	0
Nov 26	at USU	0	0.0-0	0.0-0	0	0-0	0	0-0	0
Dec 5	WYO	2	0.0-0	0.0-0	0	0-0	0	0-0	0
Dec 12	FS								
TOTAL		2	0.0-0	0.0-0	0	0-0	0	0-0	0

2021

Date	Opponent	TKL	TFL-Yds	Sack-Yds	FF	FR-Yds	PBU	INT-yds	TD
Sept. 2	HBV								
Sept. 11	NMSU								
Sept. 18	at TAMU								
Sept. 25	at UTEP								
Oct. 2	AFA								
Oct. 9	at SDSU								
Oct. 16	CSU								
Oct. 23	at WYO								
Nov. 6	UNLV								
Nov. 13	at FS								
Nov. 20	at BSU								
Nov. 26	USU								
TOTAL		0	0-0-0	0-0-0	0	0-0	0	0-0	0
CAREER		4	0-0-0	0-0-0	0	0-0	0	0-0	0

LB - #18 Alec Moreno

2021

Date	Opponent	TKL	TFL-Yds	Sack-Yds	FF	FR-Yds	PBU	INT-yds	TD
Sept 2	HBU								
Sept. 11	NMSU								
Sept. 18	at TAMU								
Sept. 25	at UTEP								
Oct. 2	AFA								
Oct. 9	at SDSU								
Oct. 16	CSU								
Oct. 23	at WYO								
Nov. 6	UNLV								
Nov. 13	at FS								
Nov. 20	at BSU								
Nov. 26	USU								
TOTAL		0	0.0-0	0.0-0	0	0-0	0	0-0	0

LB - #19 Devin Sanders

2019

Date	Opponent	TKL	TFL-Yds	Sack-Yds	FF	FR-Yds	PBU	INT-yds	TD
Aug 31	SHSU	1	0.0-0	0.0-0	0	0-0	0	0-0	0
Sept 14	at ND	2	0.0-0	0.0-0	0	0-0	0	0-0	0
Sept 21	NMSU	2	1.0-5	1.0-5	0	0-0	0	0-0	0
Sept 28	at LIBERTY	2	0.0-0	0.0-0	0	0-0	0	0-0	0
Oct 4	at SJSU	2	0.0-0	0.0-0	0	0-0	0	0-0	0
Oct 11	CSU	3	0.5-1	0.5-1	1	0-0	0	0-0	0
Oct 19	at WYO	1	0.0-0	0.0-0	0	0-0	0	0-0	0
Oct 26	HAW	4	0.5-1	0.0-0	0	0-0	0	0-0	0
Nov 2	at NEV	1	0.0-0	0.0-0	0	0-0	0	0-0	0
Nov 16	at BSU	3	0.0-0	0.0-0	0	1-0	0	0-0	0
Nov 23	AFA	0	0.0-0	0.0-0	0	0-0	0	0-0	0
Nov 30	USU	2	0.0-0	0.0-0	0	0-0	0	0-0	0
TOTAL		23	2.0-7	1.5-6	1	1-0	0	0-0	0

2020

Date	Opponent	TKL	TFL-Yds	Sack-Yds	FF	FR-Yds	PBU	INT-yds	TD
Oct 24	at CSU							No Contest	
Oct 31	SJSU	5	0.0-0	0.0-0	0	0-0	1	0-0	0
Nov 7	at HAW	8	0.0-0	0.0-0	0	0-0	0	0-0	0
Nov 14	NEV	2	0.0-0	0.0-0	0	0-0	0	0-0	0
Nov 20	at AFA	6	0.0-0	0.0-0	1	0-0	0	0-0	0
Nov 26	at USU	6	0.0-0	0.0-0	0	0-0	0	0-0	0
Dec 5	WYO	2	0.5-1	0.0-0	0	0-0	0	0-0	0
Dec 12	FS	3	0.5-0	0.0-0	1	0-0	0	0-0	0
TOTAL		32	1.0-1	0.0-0	2	0-0	1	0-0	0

2021

Date	Opponent	TKL	TFL-Yds	Sack-Yds	FF	FR-Yds	PBU	INT-yds	TD
Sept 2	HBU								
Sept. 11	NMSU								
Sept. 18	at TAMU								
Sept. 25	at UTEP								
Oct. 2	AFA								
Oct. 9	at SDSU								
Oct. 16	CSU								
Oct. 23	at WYO								
Nov. 6	UNLV								
Nov. 13	at FS								
Nov. 20	at BSU								
Nov. 26	USU								
TOTAL		0	0.0-0	0.0-0	0	0-0	0	0-0	0
CAREER		55	3.0-8	1.5-6	3	1-0	1	0-0	0

LB - #30 Ray Leutele

2020

Date	Opponent	TKL	TFL-Yds	Sack-Yds	FF	FR-Yds	PBU	INT-yds	TD
Oct 24	at CSU							No Contest	
Oct 31	SJSU	0	0.0-0	0.0-0	0	0-0	0	0-0	0
Nov 7	at HAW	2	0.0-0	0.0-0	0	0-0	0	0-0	0
Nov 14	NEV	2	1.0-2	0.0-0	0	0-0	0	0-0	0
Nov 20	at AFA	0	0.0-0	0.0-0	0	0-0	0	0-0	0
Nov 26	at USU	1	0.0-0	0.0-0	0	0-0	0	0-0	0
Dec 5	WYO	1	0.0-0	0.0-0	0	0-0	0	0-0	0
Dec 12	FS	5	1.5-2	0.0-0	0	0-0	0	0-0	0
TOTAL		11	2.5-4	0.0-0	0	0-0	0	0-0	0

2021

Date	Opponent	TKL	TFL-Yds	Sack-Yds	FF	FR-Yds	PBU	INT-yds	TD
Sept 2	HBU								
Sept. 11	NMSU								
Sept. 18	at TAMU								
Sept. 25	at UTEP								
Oct. 2	AFA								
Oct. 9	at SDSU								
Oct. 16	CSU								
Oct. 23	at WYO								
Nov. 6	UNLV								
Nov. 13	at FS								
Nov. 20	at BSU								
Nov. 26	USU								
TOTAL		0	0.0-0	0.0-0	0	0-0	0	0-0	0
CAREER		11	2.5-4	0.0-0	0	0-0	0	0-0	0

LB - #32 Ernesto Acuna

2021

Date	Opponent	TKL	TFL-Yds	Sack-Yds	FF	FR-Yds	PBU	INT-yds	TD
Sept 2	HBU								
Sept. 11	NMSU								
Sept. 18	at TAMU								
Sept. 25	at UTEP								
Oct. 2	AFA								
Oct. 9	at SDSU								
Oct. 16	CSU								
Oct. 23	at WYO								
Nov. 6	UNLV								
Nov. 13	at FS								
Nov. 20	at BSU								
Nov. 26	USU								
TOTAL		0	0.0-0	0.0-0	0	0-0	0	0-0	0

LB - #33 Josh Howes

2021

Date	Opponent	TKL	TFL-Yds	Sack-Yds	FF	FR-Yds	PBU	INT-yds	TD
Sept 2	HBU								
Sept. 11	NMSU								
Sept. 18	at TAMU								
Sept. 25	at UTEP								
Oct. 2	AFA								
Oct. 9	at SDSU								
Oct. 16	CSU								
Oct. 23	at WYO								
Nov. 6	UNLV								
Nov. 13	at FS								
Nov. 20	at BSU								
Nov. 26	USU								
TOTAL		0	0.0-0	0.0-0	0	0-0	0	0-0	0

LB - #35 Semaj Sims

2020

Date	Opponent	TKL	TFL-Yds	Sack-Yds	FF	FR-Yds	PBU	INT-yds	TD
Oct 24	at CSU							No Contest	
Oct 31	SJSU							Did Not Play	
Nov 7	at HAW							Did Not Play	
Nov 14	NEV							Did Not Play	
Nov 20	at AFA							Did Not Play	
Nov 26	at USU							Did Not Play	
Dec 5	WYO							Did Not Play	
Dec 12	FS							Did Not Play	
TOTAL		0	0.0-0	0.0-0	0	0-0	0	0-0	0

2021

Date	Opponent	TKL	TFL-Yds	Sack-Yds	FF	FR-Yds	PBU	INT-yds	TD
Sept 2	HBU								
Sept. 11	NMSU								
Sept. 18	at TAMU								
Sept. 25	at UTEP								
Oct. 2	AFA								
Oct. 9	at SDSU								
Oct. 16	CSU								
Oct. 23	at WYO								
Nov. 6	UNLV								
Nov. 13	at FS								
Nov. 20	at BSU								
Nov. 26	USU								
TOTAL		0	0.0-0	0.0-0	0	0-0	0	0-0	0
CAREER		0	0.0-0	0.0-0	0	0-0	0	0-0	0

LB - #36 Syaire Riley

2020

Date	Opponent	TKL	TFL-Yds	Sack-Yds	FF	FR-Yds	PBU	INT-yds	TD
Oct 24	at CSU							No Contest	
Oct 31	SJSU	0	0.0-0	0.0-0	0	0-0	0	0-0	0
Nov 7	at HAW	1	0.0-0	0.0-0	0	0-0	0	0-0	0
Nov 14	NEV	2	0.0-0	0.0-0	0	0-0	0	0-0	0
Nov 20	at AFA	3	0.0-0	0.0-0	0	0-0	0	0-0	0
Nov 26	at USU	0	0.0-0	0.0-0	0	0-0	0	0-0	0
Dec 5	WYO	0	0.0-0	0.0-0	0	0-0	0	0-0	0
Dec 12	FS	0	0.0-0	0.0-0	0	0-0	0	0-0	0
TOTAL		6	0.0-0	0.0-0	0	0-0	0	0-0	0

2021

Date	Opponent	TKL	TFL-Yds	Sack-Yds	FF	FR-Yds	PBU	INT-yds	TD
Sept 2	HBU								
Sept. 11	NMSU								
Sept. 18	at TAMU								
Sept. 25	at UTEP								
Oct. 2	AFA								
Oct. 9	at SDSU								
Oct. 16	CSU								
Oct. 23	at WYO								
Nov. 6	UNLV								
Nov. 13	at FS								
Nov. 20	at BSU								
Nov. 26	USU								
TOTAL		0	0.0-0	0.0-0	0	0-0	0	0-0	0
CAREER		6	0.0-0	0.0-0	0	0-0	0	0-0	0

LB - #42 Dion Hunter

2020

Date	Opponent	TKL	TFL-Yds	Sack-Yds	FF	FR-Yds	PBU	INT-yds	TD
Oct 24	at CSU					No Contest			
Oct 31	SJSU					Did Not Play			
Nov 7	at HAW	5	0.0-0	0.0-0	0	0-0	0	0-0	0
Nov 14	NEV	2	0.5-0	0.0-0	0	0-0	0	0-0	0
Nov 20	at AFA					Did Not Play			
Nov 26	at USU					Did Not Play			
Dec 5	WYO					Did Not Play			
Dec 12	FS	0	0.0-0	0.0-0	0	0-0	0	0-0	0
TOTAL		7	0.5-0	0.0-0	0	0-0	0	0-0	0

2020

Date	Opponent	TKL	TFL-Yds	Sack-Yds	FF	FR-Yds	PBU	INT-yds	TD
Oct 24	at CSU				No Contest				
Oct 31	SJSU				Did Not Play				
Nov 7	at HAW	3	0.0-0	0.0-0	0	0-0	0	0-0	0
Nov 14	NEV				Did Not Play				
Nov 20	at AFA				Did Not Play				
Nov 26	at USU				Did Not Play				
Dec 5	WYO	7	0.5-0	0.0-0	0	0-0	0	0-0	0
Dec 12	FS	1	0.0-0	0.0-0	0	0-0	0	0-0	0
TOTAL		11	0.5-0	0.0-0	0	0-0	0	0-0	0

2021

Date	Opponent	TKL	TFL-Yds	Sack-Yds	FF	FR-Yds	PBU	INT-yds	TD
Sept 2	HBU								
Sept. 11	NMSU								
Sept. 18	at TAMU								
Sept. 25	at UTEP								
Oct. 2	AFA								
Oct. 9	at SDSU								
Oct. 16	CSU								
Oct. 23	at WYO								
Nov. 6	UNLV								
Nov. 13	at FS								
Nov. 20	at BSU								
Nov. 26	USU								
TOTAL		0	0.0-0	0.0-0	0	0-0	0	0-0	0
CAREER		23	1.0-1	0.0-0	0	0-0	0	0-0	0

LB - #45 Josh Woisin

2019

Date	Opponent	TKL	TFL-Yds	Sack-Yds	FF	FR-Yds	PBU	INT-yds	TD
Aug 31	SHSU				Did Not Play				
Sept 14	at ND				Did Not Play				
Sept 21	NMSU				Did Not Play				
Sept 28	at LIBERTY				Did Not Play				
Oct 4	at SJSU				Did Not Play				
Oct 11	CSU				Did Not Play				
Oct 19	at WYO				Did Not Play				
Oct 26	HAW				Did Not Play				
Nov 2	at NEV				Did Not Play				
Nov 16	at BSU				Did Not Play				
Nov 23	AFA				Did Not Play				
Nov 30	USU				Did Not Play				
TOTAL		0	0.0-0	0.0-0	0	0-0	0	0-0	0

2020

Date	Opponent	TKL	TFL-Yds	Sack-Yds	FF	FR-Yds	PBU	INT-yds	TD
Oct 24	at CSU				No Contest				
Oct 31	SJSU	0	0.0-0	0.0-0	0	0-0	0	0-0	0
Nov 7	at HAW	1	0.0-0	0.0-0	0	0-0	0	0-0	0
Nov 14	NEV	0	0.0-0	0.0-0	0	0-0	0	0-0	0
Nov 20	at AFA	0	0.0-0	0.0-0	0	0-0	0	0-0	0
Nov 26	at USU	0	0.0-0	0.0-0	0	0-0	0	0-0	0
Dec 5	WYO	0	0.0-0	0.0-0	0	0-0	0	0-0	0
Dec 12	FS	1	0.0-0	0.0-0	0	0-0	0	0-0	0
TOTAL		2	0.0-0	0.0-0	0	0-0	0	0-0	0
CAREER		2	0.0-0	0.0-0	0	0-0	0	0-0	0

LB - #55 JD Roberts

2021

Date	Opponent	TKL	TFL-Yds	Sack-Yds	FF	FR-Yds	PBU	INT-yds	TD
Sept 2	HBU								
Sept. 11	NMSU								
Sept. 18	at TAMU								
Sept. 25	at UTEP								
Oct. 2	AFA								
Oct. 9	at SDSU								
Oct. 16	CSU								
Oct. 23	at WYO								
Nov. 6	UNLV								
Nov. 13	at FS								
Nov. 20	at BSU								
Nov. 26	USU								
TOTAL		0	0.0-0	0.0-0	0	0-0	0	0-0	0

LB - #58 Cody Moon

2020

Date	Opponent	TKL	TFL-Yds	Sack-Yds	FF	FR-Yds	PBU	INT-yds	TD
Oct 24	at CSU				No Contest				
Oct 31	SJSU				Did Not Play				
Nov 7	at HAW				Did Not Play				
Nov 14	NEV				Did Not Play				
Nov 20	at AFA				Did Not Play				
Nov 26	at USU				Did Not Play				
Dec 5	WYO				Did Not Play				
Dec 12	FS				Did Not Play				
TOTAL		0	0.0-0	0.0-0	0	0-0	0	0-0	0
CAREER		0	0.0-0	0.0-0	0	0-0	0	0-0	0

2021

Date	Opponent	TKL	TFL-Yds	Sack-Yds	FF	FR-Yds	PBU	INT-yds	TD
Sept 2	HBU								
Sept. 11	NMSU								
Sept. 18	at TAMU								
Sept. 25	at UTEP								
Oct. 2	AFA								
Oct. 9	at SDSU								
Oct. 16	CSU								
Oct. 23	at WYO								
Nov. 6	UNLV								
Nov. 13	at FS								
Nov. 20	at BSU								
Nov. 26	USU								
TOTAL		0	0.0-0	0.0-0	0	0-0	0	0-0	0

LB - #84 Jeffrey Blake

2021

Date	Opponent	TKL	TFL-Yds	Sack-Yds	FF	FR-Yds	PBU	INT-yds	TD
Sept 2	HBU								
Sept. 11	NMSU								
Sept. 18	at TAMU								
Sept. 25	at UTEP								
Oct. 2	AFA								
Oct. 9	at SDSU								
Oct. 16	CSU								
Oct. 23	at WYO								
Nov. 6	UNLV								
Nov. 13	at FS								
Nov. 20	at BSU								
Nov. 26	USU								
TOTAL		0	0.0-0	0.0-0	0	0-0	0	0-0	0

DL - #17 Ben Bertram

2020

Date	Opponent	TKL	TFL-Yds	Sack-Yds	FF	FR-Yds	PBU	INT-yds	TD
Oct 24	at CSU			No Contest					
Oct 31	SJSU	1	1.0-5	1.0-5	0	0-0	0	0-0	0
Nov 7	at HAW	0	0.0-0	0.0-0	0	0-0	0	0-0	0
Nov 14	NEV			Did Not Play					
Nov 20	at AFA			Did Not Play					
Nov 26	at USU	2	0.0-0	0.0-0	0	0-0	0	0-0	0
Dec 5	WYO			Did Not Play					
Dec 12	FS			Did Not Play					
TOTAL		3	1.0-5	1.0-5	0	0-0	0	0-0	0

2021

Date	Opponent	TKL	TFL-Yds	Sack-Yds	FF	FR-Yds	PBU	INT-yds	TD
Sept 2	HBV								
Sept. 11	NMSU								
Sept. 18	at TAMU								
Sept. 25	at UTEP								
Oct. 2	AFA								
Oct. 9	at SDSU								
Oct. 16	CSU								
Oct. 23	at WYO								
Nov. 6	UNLV								
Nov. 13	at FS								
Nov. 20	at BSU								
Nov. 26	USU								
TOTAL		0	0.0-0	0.0-0	0	0-0	0	0-0	0
CAREER		3	1.0-5	1.0-5	0	0-0	0	0-0	0

DL - #39 Kyler Drake

2020

Date	Opponent	TKL	TFL-Yds	Sack-Yds	FF	FR-Yds	PBU	INT-yds	TD
Oct 24	at CSU			No Contest					
Oct 31	SJSU			Did Not Play					
Nov 7	at HAW			Did Not Play					
Nov 14	NEV			Did Not Play					
Nov 20	at AFA			Did Not Play					
Nov 26	at USU			Did Not Play					
Dec 5	WYO			Did Not Play					
Dec 12	FS			Did Not Play					
TOTAL		0	0.0-0	0.0-0	0	0-0	0	0-0	0

2021

Date	Opponent	TKL	TFL-Yds	Sack-Yds	FF	FR-Yds	PBU	INT-yds	TD
Sept 2	HBV								
Sept. 11	NMSU								
Sept. 18	at TAMU								
Sept. 25	at UTEP								
Oct. 2	AFA								
Oct. 9	at SDSU								
Oct. 16	CSU								
Oct. 23	at WYO								
Nov. 6	UNLV								
Nov. 13	at FS								
Nov. 20	at BSU								
Nov. 26	USU								
TOTAL		0	0.0-0	0.0-0	0	0-0	0	0-0	0
CAREER		0	0.0-0	0.0-0	0	0-0	0	0-0	0

DL - #50 Ja'Shon Lowery

2020

Date	Opponent	TKL	TFL-Yds	Sack-Yds	FF	FR-Yds	PBU	INT-yds	TD
Oct 24	at CSU			No Contest					
Oct 31	SJSU			Did Not Play					
Nov 7	at HAW			Did Not Play					
Nov 14	NEV			Did Not Play					
Nov 20	at AFA			Did Not Play					
Nov 26	at USU			Did Not Play					
Dec 5	WYO			Did Not Play					
Dec 12	FS			Did Not Play					
TOTAL		0	0.0-0	0.0-0	0	0-0	0	0-0	0
CAREER		0	0.0-0	0.0-0	0	0-0	0	0-0	0

DL - #51 Bryce Santana

2020

Date	Opponent	TKL	TFL-Yds	Sack-Yds	FF	FR-Yds	PBU	INT-yds	TD
Oct 24	at CSU			No Contest					
Oct 31	SJSU			Did Not Play					
Nov 7	at HAW			Did Not Play					
Nov 14	NEV			Did Not Play					
Nov 20	at AFA			Did Not Play					
Nov 26	at USU	2	0.0-0	0.0-0	0	0-0	0	0-0	0
Dec 5	WYO	0	0.0-0	0.0-0	0	0-0	0	0-0	0
Dec 12	FS	0	0.0-0	0.0-0	0	0-0	0	0-0	0
TOTAL		2	0.0-0	0.0-0	0	0-0	0	0-0	0

2021

Date	Opponent	TKL	TFL-Yds	Sack-Yds	FF	FR-Yds	PBU	INT-yds	TD
Sept 2	HBV								
Sept. 11	NMSU								
Sept. 18	at TAMU								
Sept. 25	at UTEP								
Oct. 2	AFA								
Oct. 9	at SDSU								
Oct. 16	CSU								
Oct. 23	at WYO								
Nov. 6	UNLV								
Nov. 13	at FS								
Nov. 20	at BSU								
Nov. 26	USU								
TOTAL		0	0.0-0	0.0-0	0	0-0	0	0-0	0
CAREER		2	0.0-0	0.0-0	0	0-0	0	0-0	0

DL - #52 Ian Shewell

2020

Date	Opponent	TKL	TFL-Yds	Sack-Yds	FF	FR-Yds	PBU	INT-yds	TD
Oct 24	at CSU			No Contest					
Oct 31	SJSU	1	0.0-0	0.0-0	0	0-0	0	0-0	0
Nov 7	at HAW	2	0.0-0	0.0-0	0	1-0	0	0-0	0
Nov 14	NEV	0	0.0-0	0.0-0	0	0-0	0	0-0	0
Nov 20	at AFA	0	0.0-0	0.0-0	0	0-0	0	0-0	0
Nov 26	at USU			Did Not Play					
Dec 5	WYO	0	0.0-0	0.0-0	0	0-0	0	0-0	0
Dec 12	FS	0	0.0-0	0.0-0	0	0-0	0	0-0	0
TOTAL		3	0.0-0	0.0-0	0	1-0	0	0-0	0

2021

Date	Opponent	TKL	TFL-Yds	Sack-Yds	FF	FR-Yds	PBU	INT-yds	TD
Sept 2	HBV								
Sept. 11	NMSU								
Sept. 18	at TAMU								
Sept. 25	at UTEP								
Oct. 2	AFA								
Oct. 9	at SDSU								
Oct. 16	CSU								
Oct. 23	at WYO								
Nov. 6	UNLV								
Nov. 13	at FS								
Nov. 20	at BSU								
Nov. 26	USU								
TOTAL		0	0.0-0	0.0-0	0	0-0	0	0-0	0
CAREER		3	0.0-0	0.0-0	0	1-0	0	0-0	0

DL - #54 Langston Murray

2018

Date	Opponent	TKL	TFL-Yds	Sack-Yds	FF	FR-Yds	PBU	INT-yds	TD
Sept 1	UIW	1	0.0-0	0.0-0	0	0-0	0	0-0	0
Sept 8	at WISC			Did Not Play					
Sept 15	at NMSU			Did Not Play					
Sept 29	LIBERTY	3	0.0-0	0.0-0	0	0-0	0	0-0	0
Oct 6	at UNLV	2	1.0-1	0.0-0	0	0-0	0	0-0	0
Oct 13	at CSU	2	0.0-0	0.0-0	0	0-0	0	0-0	0
Oct 20	FS	2	0.0-0	0.0-0	0	0-0	0	0-0	0
Oct 27	at USU	2	0.0-0	0.0-0	0	0-0	0	0-0	0
Nov 3	SDSU	0	0.0-0	0.0-0	0	0-0	0	0-0	0
Nov 10	at AFA	0	0.0-0	0.0-0	0	0-0	0	0-0	0
Nov 16	BSU	1	0.0-0	0.0-0	0	0-0	0	0-0	0
Nov 24	WYO	0	0.0-0	0.0-0	0	0-0	0	0-0	0
TOTAL		13	1.0-1	0.0-0	0	0-0	0	0-0	0

2019

Date	Opponent	TKL	TFL-Yds	Sack-Yds	FF	FR-Yds	PBU	INT-yds	TD
Aug 31	SHSU	0	0.0-0	0.0-0	0	0-0	0	0-0	0
Sept 14	at ND	0	0.0-0	0.0-0	0	0-0	0	0-0	0
Sept 21	NMSU			Did Not Play					
Sept 28	at LIBERTY	1	0.0-0	0.0-0	0	0-0	0	0-0	0
Oct 4	at SJSU	0	0.0-0	0.0-0	0	0-0	0	0-0	0
Oct 11	CSU	1	0.0-0	0.0-0	0	0-0	0	0-0	0
Oct 19	at WYO	0	0.0-0	0.0-0	0	0-0	0	0-0	0
Oct 26	HAW	2	0.0-0	0.0-0	0	0-0	0	0-0	0
Nov 2	at NEV			Did Not Play					
Nov 16	at BSU	0	0.0-0	0.0-0	0	0-0	0	0-0	0
Nov 23	AFA	4	0.0-0	0.0-0	0	0-0	0	0-0	0
Nov 30	USU	0	0.0-0	0.0-0	0	0-0	0	0-0	0
TOTAL		8	0.0-0	0.0-0	0	0-0	0	0-0	0

2020

Date	Opponent	TKL	TFL-Yds	Sack-Yds	FF	FR-Yds	PBU	INT-yds	TD
Oct 24	at CSU			No Contest					
Oct 31	SJSU			Did Not Play					
Nov 7	at HAW			Did Not Play					
Nov 14	NEV			Did Not Play					
Nov 20	at AFA			Did Not Play					
Nov 26	at USU			Did Not Play					
Dec 5	WYO			Did Not Play					
Dec 12	FS			Did Not Play					
TOTAL		0	0.0-0	0.0-0	0	0-0	0	0-0	0

2021

Date	Opponent	TKL	TFL-Yds	Sack-Yds	FF	FR-Yds	PBU	INT-yds	TD
Sept 2	HBV								
Sept. 11	NMSU								
Sept. 18	at TAMU								
Sept. 25	at UTEP								
Oct. 2	AFA								
Oct. 9	at SDSU								
Oct. 16	CSU								
Oct. 23	at WYO								
Nov. 6	UNLV								
Nov. 13	at FS								
Nov. 20	at BSU								
Nov. 26	USU								
TOTAL		0	0.0-0	0.0-0	0	0-0	0	0-0	0
CAREER		21	1.0-1	0.0-0	0	0-0	0	0-0	0

DL - #91 Adam Gay

2020

Date	Opponent	TKL	TFL-Yds	Sack-Yds	FF	FR-Yds	PBU	INT-yds	TD
Oct 24	at CSU			No Contest					
Oct 31	SJSU			Did Not Play					
Nov 7	at HAW	0	0.0-0	0.0-0	0	0-0	0	0-0	0
Nov 14	NEV			Did Not Play					
Nov 20	at AFA			Did Not Play					
Nov 26	at USU			Did Not Play					
Dec 5	WYO			Did Not Play					
Dec 12	FS			Did Not Play					
TOTAL		0	0.0-0	0.0-0	0	0-0	0	0-0	0

2021

Date	Opponent	TKL	TFL-Yds	Sack-Yds	FF	FR-Yds	PBU	INT-yds	TD
Sept 2	HBU								
Sept. 11	NMSU								
Sept. 18	at TAMU								
Sept. 25	at UTEP								
Oct. 2	AFA								
Oct. 9	at SDSU								
Oct. 16	CSU								
Oct. 23	at WYO								
Nov. 6	UNLV								
Nov. 13	at FS								
Nov. 20	at BSU								
Nov. 26	USU								
TOTAL		0	0.0-0	0.0-0	0	0-0	0	0-0	0
CAREER		0	0.0-0	0.0-0	0	0-0	0	0-0	0

DL - #92 Omar Daramé

2019

Date	Opponent	TKL	TFL-Yds	Sack-Yds	FF	FR-Yds	PBU	INT-yds	TD
Aug 31	SHSU			Did Not Play					
Sept 14	at ND			Did Not Play					
Sept 21	NMSU			Did Not Play					
Sept 28	at LIBERTY			Did Not Play					
Oct 4	at SJSU			Did Not Play					
Oct 11	CSU			Did Not Play					
Oct 19	at WYO			Did Not Play					
Oct 26	HAW			Did Not Play					
Nov 2	at NEV			Did Not Play					
Nov 16	at BSU			Did Not Play					
Nov 23	AFA	0	0.0-0	0.0-0	0	0-0	0	0-0	0
Nov 30	USU			Did Not Play					
TOTAL		0	0.0-0	0.0-0	0	0-0	0	0-0	0

2020

Date	Opponent	TKL	TFL-Yds	Sack-Yds	FF	FR-Yds	PBU	INT-yds	TD
Oct 24	at CSU			No Contest					
Oct 31	SJSU	2	0.0-0	0.0-0	0	0-0	0	0-0	0
Nov 7	at HAW	1	1.0-1	0.0-0	0	0-0	0	0-0	0
Nov 14	NEV	1	0.0-0	0.0-0	0	0-0	0	0-0	0
Nov 20	at AFA	0	0.0-0	0.0-0	0	0-0	0	0-0	0
Nov 26	at USU	0	0.0-0	0.0-0	0	0-0	0	0-0	0
Dec 5	WYO	0	0.0-0	0.0-0	0	0-0	0	0-0	0
Dec 12	FS	0	0.0-0	0.0-0	0	0-0	0	0-0	0
TOTAL		3	1.0-1	0.0-0	0	0-0	0	0-0	0

2021

Date	Opponent	TKL	TFL-Yds	Sack-Yds	FF	FR-Yds	PBU	INT-yds	TD
Sept 2	HBU								
Sept. 11	NMSU								
Sept. 18	at TAMU								
Sept. 25	at UTEP								
Oct. 2	AFA								
Oct. 9	at SDSU								
Oct. 16	CSU								
Oct. 23	at WYO								
Nov. 6	UNLV								
Nov. 13	at FS								
Nov. 20	at BSU								
Nov. 26	USU								
TOTAL		0	0.0-0	0.0-0	0	0-0	0	0-0	0
CAREER		3	1.0-1	0.0-0	0	0-0	0	0-0	0

DL - #93 Jaden Phillips

2021

Date	Opponent	TKL	TFL-Yds	Sack-Yds	FF	FR-Yds	PBU	INT-yds	TD
Sept 2	HBU								
Sept. 11	NMSU								
Sept. 18	at TAMU								
Sept. 25	at UTEP								
Oct. 2	AFA								
Oct. 9	at SDSU								
Oct. 16	CSU								
Oct. 23	at WYO								
Nov. 6	UNLV								
Nov. 13	at FS								
Nov. 20	at BSU								
Nov. 26	USU								
TOTAL		0	0.0-0	0.0-0	0	0-0	0	0-0	0

DL - #95 Jake Saltonstall

2020

Date	Opponent	TKL	TFL-Yds	Sack-Yds	FF	FR-Yds	PBU	INT-yds	TD
Oct 24	at CSU			No Contest					
Oct 31	SJSU	1	0.0-0	0.0-0	0	0-0	0	0-0	0
Nov 7	at HAW	1	1.0-9	1.0-9	0	0-0	0	0-0	0
Nov 14	NEV	0	0.0-0	0.0-0	0	0-0	0	0-0	0
Nov 20	at AFA	3	0.0-0	0.0-0	0	0-0	1	0-0	0
Nov 26	at USU	0	0.0-0	0.0-0	0	1-0	0	0-0	0
Dec 5	WYO	5	0.0-0	0.0-0	0	1-0	0	0-0	0
Dec 12	FS	2	1.0-12	1.0-12	0	0-0	0	0-0	0
TOTAL		12	2.0-21	2.0-21	0	2-0	1	0-0	0

2021

Date	Opponent	TKL	TFL-Yds	Sack-Yds	FF	FR-Yds	PBU	INT-yds	TD
Sept 2	HBU								
Sept. 11	NMSU								
Sept. 18	at TAMU								
Sept. 25	at UTEP								
Oct. 2	AFA								
Oct. 9	at SDSU								
Oct. 16	CSU								
Oct. 23	at WYO								
Nov. 6	UNLV								
Nov. 13	at FS								
Nov. 20	at BSU								
Nov. 26	USU								
TOTAL		0	0.0-0	0.0-0	0	0-0	0	0-0	0
CAREER		12	2.0-21	2.0-21	0	2-0	1	0-0	0

DL - #97 Justin Harris

2019

Date	Opponent	TKL	TFL-Yds	Sack-Yds	FF	FR-Yds	PBU	INT-yds	TD
Aug 31	SHSU	0	0.0-0	0.0-0	0	0-0	0	0-0	0
Sept 14	at ND	3	1.0-1	0.0-0	0	0-0	0	0-0	0
Sept 21	NMSU			Did Not Play					
Sept 28	at LIBERTY	0	0.0-0	0.0-0	0	0-0	0	0-0	0
Oct 4	at SJSU	1	0.0-0	0.0-0	0	0-0	0	0-0	0
Oct 11	CSU	3	0.0-0	0.0-0	0	0-0	0	0-0	0
Oct 19	at WYO	0	0.0-0	0.0-0	0	0-0	0	0-0	0
Oct 26	HAW	1	0.0-0	0.0-0	0	0-0	0	0-0	0
Nov 2	at NEV			Did Not Play					
Nov 16	at BSU	0	0.0-0	0.0-0	0	0-0	0	0-0	0
Nov 23	AFA			Did Not Play					
Nov 30	USU			Did Not Play					
TOTAL		8	1.0-1	0.0-0	0	0-0	0	0-0	0

2020

Date	Opponent	TKL	TFL-Yds	Sack-Yds	FF	FR-Yds	PBU	INT-yds	TD
Oct 24	at CSU			No Contest					
Oct 31	SJSU			Did Not Play					
Nov 7	at HAW			Did Not Play					
Nov 14	NEV			Did Not Play					
Nov 20	at AFA			Did Not Play					
Nov 26	at USU			Did Not Play					
Dec 5	WYO			Did Not Play					
Dec 12	FS			Did Not Play					
TOTAL		0	0.0-0	0.0-0	0	0-0	0	0-0	0

2021

Date	Opponent	TKL	TFL-Yds	Sack-Yds	FF	FR-Yds	PBU	INT-yds	TD
Sept 2	HBU								
Sept. 11	NMSU								
Sept. 18	at TAMU								
Sept. 25	at UTEP								
Oct. 2	AFA								
Oct. 9	at SDSU								
Oct. 16	CSU								
Oct. 23	at WYO								
Nov. 6	UNLV								
Nov. 13	at FS								
Nov. 20	at BSU								
Nov. 26	USU								
TOTAL		0	0.0-0	0.0-0	0	0-0	0	0-0	0
CAREER		8	1.0-1	0.0-0	0	0-0	0	0-0	0

DL - #98 Joey Noble

2019

Date	Opponent	TKL	TFL-Yds	Sack-Yds	FF	FR-Yds	PBU	INT-yds	TD
Aug 31	SHSU	1	0.0-0	0.0-0	0	0-0	0	0-0	0
Sept 14	at ND	2	0.5-2	0.0-0	0	0-0	0	0-0	0
Sept 21	NMSU	0	0.0-0	0.0-0	0	0-0	0	0-0	0
Sept 28	at LIBERTY	0	0.0-0	0.0-0	0	0-0	0	0-0	0
Oct 4	at SJSU			Did Not Play					
Oct 11	CSU	2	0.5-3	0.5-3	0	0-0	0	0-0	0
Oct 19	at WYO	5	0.0-0	0.0-0	0	0-0	0	0-0	0
Oct 26	HAW	2	0.5-4	0.5-4	0	0-0	0	0-0	0
Nov 2	at NEV	4	0.0-0	0.0-0	0	0-0	0	0-0	0
Nov 16	at BSU	2	0.0-0	0.0-0	0	0-0	0	0-0	0
Nov 23	AFA	4	2.0-4	0.0-0	1	1-0	0	0-0	0
Nov 30	USU	4	0.0-0	0.0-0	0	0-0	0	0-0	0
TOTAL		26	3.5-13	1.0-7	1	1-0	0	0-0	0

2020

Date	Opponent	TKL	TFL-Yds	Sack-Yds	FF	FR-Yds	PBU	INT-yds	TD
Oct 24	at CSU			No Contest					
Oct 31	SJSU	2	0.0-0	0.0-0	0	0-0	0	0-0	0
Nov 7	at HAW	1	0.0-0	0.0-0	0	0-0	0	0-0	0
Nov 14	NEV	10	2.0-15	2.0-15	0	0-0	0	0-0	0

Houston Baptist (0-0, 0-0)

9/2 at New Mexico.....
 9/11 Northern Colorado
 9/18 at Prairie View A&M
 10/2 *at Nicholls State.....
 10/9 *Northwestern State
 10/16 *at Southeastern Louisiana
 10/23 *Nicholls State.....
 10/30 *at Incarnate Word.....
 11/6 *Northwestern State
 11/13 *McNeese State.....
 11/20 *Incarnate Word.....

New Mexico State (0-1, 0-0)

8/28 UTEP L 3-30
 9/4 at San Diego State.....
 9/11 at New Mexico.....
 9/18 South Carolina State
 9/25 Hawai'i.....
 10/2 at San Jose State
 10/9 at Nevada.....
 10/23 at Hawai'i.....
 11/6 Utah State.....
 11/13 at Alabama.....
 11/20 at Kentucky.....
 11/27 UMass.....

Texas A&M (0-0, 0-0)

9/4 Kent State
 9/11 at Colorado
 9/18 New Mexico
 9/25 *vs. Arkansas
 10/2 *Mississippi State
 10/9 *Alabama.....
 10/16 *at Missouri.....
 10/23 *South Carolina
 11/6 *Auburn.....
 11/13 *at Mississippi
 11/20 Prairie View A&M
 11/27 *at LSU.....

UTEP (1-0, 0-0)

8/24 at New Mexico State..... W 30-3
 9/4 Bethune Cookman
 9/10 at Boise State.....
 9/25 New Mexico
 10/2 *Old Dominion
 10/9 *at Southern Miss.....
 10/16 *Louisiana Tech
 10/30 *at Florida Atlantic
 11/6 *USTA.....
 11/13 *at North Texas.....
 11/20 *Rice
 11/27 *at UAB.....

Air Force (0-0, 0-0)

9/4 Lafayette
 9/11 at Navy.....
 9/18 *Utah State
 9/25 Florida Atlantic
 10/2 *at New Mexico.....
 10/9 *Wyoming
 10/16 *at Boise State.....
 10/23 *San Diego State.....
 11/6 vs. Army
 11/13 *at Colorado State.....
 11/19 *at Nevada.....
 11/26 *UNLV.....

San Diego State (0-0, 0-0)

9/4 New Mexico State.....
 9/11 at Arizona.....
 9/18 Utah
 9/25 Towson.....
 10/9 *New Mexico
 10/15 *at San Jose State
 10/23 *at Air Force
 10/30 *Fresno State.....
 11/6 *at Hawai'i.....
 11/13 *Nevada.....
 11/20 *at UNLV.....
 11/26 *Boise State.....

Colorado State (0-0, 0-0)

9/3 South Dakota State
 9/11 Vanderbilt
 9/18 at Toledo.....
 9/25 at Iowa.....
 10/9 *San Jose State
 10/16 *at New Mexico.....
 10/22 *at Utah State.....
 10/30 *Boise State
 11/6 *at Wyoming
 11/13 *Air Force
 11/20 *at Hawai'i.....
 11/27 *Nevada.....

Wyoming (0-0, 0-0)

9/4 Montana State
 9/11 at Northern Illinois.....
 9/18 Ball State.....
 9/25 at UConn.....
 10/9 *at Air Force
 10/16 *Fresno State.....
 10/23 *New Mexico.....
 10/30 *at San Jose State
 11/6 *Colorado State
 11/12 *at Boise State.....
 11/20 *at Utah State.....
 11/27 *Hawai'i.....

UNLV (0-0, 0-0)

9/2 Eastern Washington.....
 9/11 at Arizona State
 9/18 Iowa State.....
 9/24 *at Fresno State.....
 10/2 UTSA
 10/16 *Utah State.....
 10/23 *San Jose State
 10/29 *at Nevada.....
 11/6 *at New Mexico.....
 11/13 *Hawai'i.....
 11/20 *San Diego State.....
 11/26 *at Air Force.....

Fresno State (1-0, 0-0)

8/28 UConn..... W 45-0
 9/4 at Oregon.....
 9/11 Cal Poly
 9/18 at UCLA
 9/24 *UNLV
 10/2 *at Hawai'i.....
 10/16 *at Wyoming
 10/23 *Nevada.....
 10/30 *at San Diego State.....
 11/6 *Boise State
 11/13 *New Mexico
 11/25 *at San Jose State.....

Boise State (0-0, 0-0)

9/2 at UCF
 9/10 UTEP
 9/18 Oklahoma State
 9/25 *at Utah State.....
 10/2 *Nevada.....
 10/9 at BYU
 10/16 *Air Force
 10/30 *at Colorado State
 11/6 *at Fresno State.....
 11/12 *Wyoming
 11/20 *New Mexico
 11/26 *at San Diego State.....

Utah State (0-0, 0-0)

9/4 at Washington State
 9/10 North Dakota
 9/18 *at Air Force
 9/25 *Boise State
 10/1 BYU
 10/16 *at UNLV
 10/22 *at Colorado State
 10/30 *Hawai'i.....
 11/6 at New Mexico State.....
 11/13 *at San Jose State
 11/20 *Wyoming
 11/26 *at New Mexico.....

THE GONZALES FILE

Full Name: Daniel Ray Gonzales**Born:** January 13, 1976**Birthplace:** Albuquerque, N.M.**Alma Mater:** New Mexico, 1999, B.A., Business Administration/General Management. New Mexico, 2002, M.A., Physical Education and Recreation**Playing Experience:** New Mexico, 1995-98**Family:** Wife, Sandra, children Cole, Jake, Chloe and Abby.

Danny Gonzales, a native of Albuquerque who played football at Valley High School before playing for UNM and then serving as an assistant coach, has come home.

Gonzales, who has taken part in bowl games in 14 of the past 16 seasons, enters his first season as the head coach of The University of New Mexico. Gonzales was hired on December 17, 2019. The announcement was made by Director of Athletics Eddie Nuñez at halftime of a Lobo men's basketball game, and then he was formally introduced at a press conference the next day at University Arena.

The new Lobo head coach is certainly familiar with UNM, as a player, staff member and as a Lobo assistant coach, as well as through his time coaching against UNM. He joined his mentor and former coach Rocky Long as Lobo football players returning to coach their alma mater. In a 2006 article in the Albuquerque Journal, Long predicted that Gonzales would one day be the head coach of the Lobos.

Gonzales came to UNM after spending the past two seasons at Arizona State as defensive coordinator, and the previous seven before that as safeties coach and defensive coordinator at San Diego State. In 2018, he was a nominee for the Broyles Award, given to the most outstanding assistant coach in college football.

Gonzales came to UNM as a walk-on safety and punter after playing for the Valley Vikings. Gonzales lettered three times with the Lobos and was the 1998 winner of the Chuck Cummings Memorial Award, which is given for morale and spirit, and was the Lobo Club First Team Award winner for unselfish devotion to the team. At UNM, Gonzales played under Dennis Franchione and the aforementioned Long. Gonzales was a part of UNM's 1997 WAC division championship team that went 9-4 and played in the 1997 Insight.com Bowl against Arizona.

After his playing career, he served as a graduate assistant for Long, helping UNM start a school-record seven consecutive bowl eligible seasons from 2001-07. In 2003, Gonzales moved over a few offices to become video coordinator, a role he held from 2003-05. From 2006-08, he coached safeties and special teams, and he was a part of the coaching staff for UNM's 2007 squad that went 9-4 and won the New Mexico Bowl 23-0 over the Colin Kaepernick-led Nevada Wolf Pack. That win ended a 46-year bowl victory drought for the university.

Under Gonzales' watch in 2007, former walk-on placekicker John Sullivan became UNM's third consensus All-America selection, hitting a school-record 29 field goals. Sullivan did that despite a torn ACL. Sullivan was just one of many specialists that excelled under the tutelage of Gonzales, a former punter and defensive back. In addition, placekicker Kenny Byrd was a first team All-MW pick, punter Jordan Scott was honorable mention, and kicker James Aho was named a Freshman All-America.

Future NFL draft picks Glover Quin (Houston Texans) and Quincy Black (Tampa Bay Buccaneers) also earned all-conference honors at safety under Gonzales.

Overall, Lobo safeties had 55 pass breakups over the 2007-08 seasons, and the 2007 New Mexico squad ranked 13th nationally in total defense, 14th in scoring defense and 20th in passing defense.

UNDER GONZALES...

NEW MEXICO RECORD WHEN 2020 OVERALL

Lobos lead after 1st quarter	0-2	0-2
Lobos trail after 1st quarter	1-2	1-2
Score tied after 1st quarter	1-1	1-1
Lobos lead after halftime	0-3	0-3
Lobos trail after halftime	2-2	2-2
Score tied after halftime	0-0	0-0
Lobos lead after 3rd quarter	0-0	0-0
Lobos trail after 3rd quarter	2-5	2-5
Score tied after 3rd quarter	0-0	0-0

SCHEDULE BREAKDOWN 2020 OVERALL

Overall	2-5	2-5
August	0-0	0-0
September	0-0	0-0
October	0-1	0-1
November	0-4	0-4
December	2-0	2-0

CONFERENCE GAMES 2020 OVERALL

Home	0-0	0-0
Road	0-4	0-4
Neutral	2-1	2-1

NON-CONFERENCE GAMES 2020 OVERALL

Home	0-0	0-0
Road	0-0	0-0

MISCELLANEOUS 2020 OVERALL

Games Decided by a TD or less (8 pts)	1-2	1-2
Games Decided by a FG or less (3 pts)	1-0	1-0
Games Played on Grass	0-0	0-0
Games Played on Turf	2-5	2-5
Day Games (start before 5 pm)	1-1	1-1
Night Games (start 5 pm or later)	1-4	1-4
vs. Ranked	0-0	0-0
Overtime	0-0	0-0

DANNY GONZALES YEAR-BY-YEAR
COLLEGIATE COACHING RECORD

School (Pos.)	Year	Overall			Conference			Bowl
		W	L	.PCT	W	L	.PCT	
New Mexico (G.A.)	1999	4	7	.364	3	4	.429	
New Mexico (G.A.)	2000	5	7	.417	3	4	.429	
New Mexico (G.A.)	2001	6	5	.545	4	3	.571	
New Mexico (G.A.)	2002	7	7	.500	5	2	.714	Las Vegas Bowl (L)
New Mexico (Video Coord.)	2003	8	5	.615	5	2	.714	Las Vegas Bowl (L)
New Mexico (Video Coord.)	2004	7	5	.583	5	2	.714	Emerald Bowl (L)
New Mexico (Video Coord.)	2005	6	5	.545	4	4	.500	
New Mexico (Saf./Special Teams)	2006	6	7	.462	4	4	.500	New Mexico Bowl (L)
New Mexico (Saf./Special Teams)	2007	9	4	.692	5	3	.625	New Mexico Bowl (W)
New Mexico (Saf./Special Teams)	2008	4	8	.333	2	6	.333	
San Diego State (Safeties)	2011	8	5	.615	4	3	.571	New Orleans (L)
San Diego State (Safeties)	2012	9	4	.692	7	1	.825*	Poinsettia (L)
San Diego State (Safeties)	2013	8	5	.615	6	2	.750	Famous Idaho Potato (W)
San Diego State (Safeties)	2014	7	6	.538	5	3	.625^	Poinsettia (L)
San Diego State (Safeties)	2015	11	3	.786	8	0	1.000*^	Hawai'i (W)
San Diego State (Safeties)	2016	11	3	.786	6	2	.750*^	Las Vegas (W)
San Diego State (Def. Coord./Saf.)	2017	10	3	.769	6	2	.750	Armed Forces (L)
Arizona State (Defensive Coordinator)	2018	7	6	.538	5	4	.556	Las Vegas (L)
Arizona State (Defensive Coordinator)	2019	7	5	.583	3	6	.333	Sun
New Mexico (Head Coach)	2020	2	5	.286	2	5	.286	
New Mexico (Head Coach)	2021	0	0	.000	0	0	.000	
Totals (20 seasons)		142	105	.575	92	62	.597	

New Mexico Offensive Drives

at San Jose State

Q.	Time	Starting YL	PI-Yds	QB	Time	Result
1st	15:00	UNM 28	11-43	Tuioti	3:43	Missed FG
	8:42	UNM 31	5-23	Tuioti	3:10	Punt
	0:27	UNM 8	5-22	Tuioti	1:35	Punt
2nd	10:32	UNM 16	4-84	Tuioti	0:59	Touchdown
	6:09	UNM 25	9-75	Tuioti	4:03	Touchdown
	1:31	UNM 34	3-6	Tuioti	0:24	Punt
	0:23	UNM 44	1-(-8)	Tuioti	0:23	Half
3rd	13:57	UNM 29	8-71	Tuioti	3:02	Touchdown
	7:55	UNM 23	5-18	Tuioti	2:56	Punt
	2:13	UNM 2	5-18	Tuioti	2:09	Punt
4th	15:00	UNM 25	5-29	Tuioti	1:31	Interception
	9:34	UNM 24	5-22	Tuioti	2:16	Punt
	2:30	UNM 24	10-55	Tuioti	1:56	Downs

at Hawai'i

Q.	Time	Starting YL	PI-Yds	QB	Time	Result
1st	15:00	UNM 35	3-65	Tuioti	0:41	Touchdown
	10:13	UNM 30	10-61	Tuioti	4:39	FG
	4:17	HAW 29	1-29	Tuioti	0:07	Touchdown
	2:15	UNM 23	6-46	Tuioti	2:25	FG
2nd	13:04	UNM 18	10-31	Tuioti	4:46	Punt
	3:48	UNM 39	3-8	Tuioti	1:46	Punt
	0:03	UNM 5	1-8	Tuioti	0:03	Half
3rd	13:05	UNM 1	3-4	Tuioti	0:57	Punt
	11:50	UNM 24	7-76	Tuioti	2:17	Touchdown
	7:55	UNM 21	10-50	Tuioti	3:36	Missed FG
	2:48	UNM 49	10-44	Tuioti	4:17	FG
4th	12:19	UNM 25	3-4	Tuioti	2:26	Punt
	6:27	UNM 17	6-47	Tuioti/Hall	2:15	Interception
	3:02	UNM 44	7-31	Hall	1:41	FG

vs. Nevada

Q.	Time	Starting YL	PI-Yds	QB	Time	Result
1st	15:00	UNM 20	8-28	Hall	3:45	Punt
	8:58	UNM 5	8-35	Hall	3:19	Punt
	2:45	UNM 45	6-55	Hall	2:37	Touchdown
	0:06	UNM 47	7-44	Hall	2:57	FG
2nd	9:20	UNM 27	3-(-7)	Hall	1:26	Punt
	3:33	UNM 28	1-0	Hall	0:04	Interception
	3:21	UNM 25	3-9	Hall	1:03	Punt
	2:03	NEV 45	5-14	Hall	0:59	FG
3rd	10:04	UNM 7	9-50	Hall	4:04	Punt
	4:36	UNM 25	9-35	Hall	4:36	Downs
4th	12:04	UNM 20	7-29	Hall	2:54	Punt
	6:39	UNM 39	7-61	Hall	2:37	Touchdown
	2:34	NEV 43	6-19	Hall	1:31	Downs

at Air Force

Q.	Time	Starting YL	PI-Yds	QB	Time	Result
1st	15:00	UNM 11	9-46	Hall	3:58	Punt
	5:07	UNM 25	3-0	Hall	0:51	Punt
2nd	14:28	UNM 25	8-41	Hall	3:08	Fumble
	6:13	UNM 25	3-4	Hall	1:39	Punt
	1:18	UNM 14	9-53	Hall	1:18	Missed FG
3rd	13:05	UNM 24	8-32	Hall	2:48	Punt
	8:21	AFA 24	4-(-10)	Hall	1:16	Missed FG
	5:48	AFA 43	9-23	Hall	3:25	Missed FG
	1:23	AFA 18	4-(-5)	Hall	1:23	Missed FG
4th	8:14	UNM 4	8-40	Hall	2:27	Downs
	5:38	UNM 25	6-45	Hall	1:18	Interception

at Utah State

Q.	Time	Starting YL	PI-Yds	QB	Time	Result
1st	15:00	UNM 27	3-1	Hall	1:25	Punt
	6:49	UNM 23	15-55	Hall	6:10	FG
2nd	13:48	UNM 11	13-89	Hall	5:38	Touchdown
	2:24	UNM 20	9-66	Hall	2:21	FG
3rd	12:14	UNM 24	3-(-3)	Hall	1:47	Punt
	8:47	UNM 26	3-3	Hall	0:39	Punt
	6:54	UNM 25	3-(-9)	Hall	1:37	Fumble

5:17	UNM 35	6-65	Hall	2:27	Touchdown
1:43	UNM 15	5-21	Genal	2:34	Punt
4th 13:16	UNM 27	3-(-8)	Genal	1:02	Punt
10:39	UNM 13	9-87	Genal	3:31	Touchdown
3:56	UNM 19	6-41	Genal	1:25	Interception

vs. Wyoming

Q.	Time	Starting YL	PI-Yds	QB	Time	Result
1st	15:00	UNM 32	5-11	Genal	2:23	Fumble
	11:42	UNM 25	9-51	Genal	4:37	Interception
	4:32	UNM 41	9-59	Genal	4:39	Touchdown
2nd	11:21	UNM 31	3-1	Genal	1:27	Punt
	8:46	WYO 25	5-2	Genal	2:35	FG
	2:25	UNM 30	5-25	Chavez	2:01	Punt
3rd	14:14	WYO 39	3-(-3)	Chavez	2:20	Punt
	9:29	UNM 15	3-9	Chavez	2:05	Punt
	6:07	UNM 22	10-72	Chavez	4:31	Downs
4th	13:00	UNM 13	8-31	Chavez	3:51	Punt
	7:16	WYO 47	2-47	Chavez	0:54	Touchdown
	3:10	UNM 5	3-4	Chavez	1:32	Punt
	1:13	UNM 39	4-6	Chavez	1:13	Game

vs. Fresno State

Q.	Time	Starting YL	PI-Yds	QB	Time	Result
1st	15:00	UNM 25	3-(-2)	Chavez	1:46	Punt
	11:28	UNM 25	9-75	Chavez	4:54	Touchdown
	4:11	UNM 16	3-9	Chavez	2:11	Punt
2nd	14:54	UNM 25	6-75	Chavez	3:00	Touchdown
	10:21	UNM 34	3-7	Chavez	1:19	Punt
	8:43	UNM 29	7-71	Chavez	3:20	Touchdown
	1:43	UNM 26	6-10	Chavez	1:16	Punt
3rd	6:47	UNM 23	5-77	Chavez	1:58	Touchdown
	2:53	UNM 19	14-85	Chavez	7:33	Touchdown
4th	7:33	FS 35	1-35	Chavez	0:07	Touchdown
	5:18	UNM 30	5-70	Chavez	2:45	Touchdown
	1:07	FS 48	4-5	Chavez	1:07	Game

Opponent Offensive Drives

San Jose State

Q.	Time	Starting YL	PI-Yds	QB	Time	Result
1st	11:17	SJSU 29	7-43	Starkel	2:35	Downs
	5:32	SJSU 16	14-84	Starkel	5:01	Touchdown
2nd	13:52	SJSU 16	8-84	Starkel	3:16	Touchdown
	9:33	SJSU 25	9-75	Starkel	3:23	Touchdown
	2:06	SJSU 25	3-1	Starkel	0:35	Punt
	1:07	SJSU 5	3-8	Starkel	0:44	Punt
3rd	14:54	SJSU 29	3-6	Starkel	0:57	Punt
	10:46	SJSU 36	9-46	Starkel	2:46	FG
	4:59	SJSU 19	6-34	Starkel	2:46	Punt
	0:04	SJSU 31	1-69	Starkel	0:04	Touchdown
4th	13:29	SJSU 24	8-76	Starkel	3:50	Touchdown
	7:18	SJSU 8	6-22	Starkel	4:48	Punt
	0:34	SJSU 21	1-(-1)	Starkel	0:34	Game

Hawai'i

Q.	Time	Starting YL	PI-Yds	QB	Time	Result
1st	14:16	HAW 33	12-67	Cordeiro	3:55	Touchdown
	5:30	HAW 26	3-3	Cordeiro	1:13	Interception
	4:01	HAW 29	3-7	Cordeiro	1:46	Punt
2nd	14:45	HAW 32	3-4	Cordeiro	1:41	Punt
	8:18	HAW 11	11-89	Cordeiro	4:23	Touchdown
	2:02	HAW 5	10-72	Cordeiro	1:59	Interception
3rd	15:00	HAW 25	5-75	Cordeiro	1:55	Touchdown
	12:08	UNM 40	2-40	Cordeiro	0:13	Touchdown
	9:33	HAW 25	3-9	Cordeiro	1:38	Punt
	4:19	HAW 29	3-22	Cordeiro	1:31	Fumble
4th	13:31	HAW 25	3-75	Cordeiro	1:12	Touchdown
	9:53	HAW 21	9-55	Cordeiro	3:20	FG
	4:12	HAW 19	3-6	Cordeiro	1:10	Punt
	1:21	UNM 47	3-(-6)	Cordeiro	1:21	Game

Nevada

Q.	Time	Starting YL	PI-Yds	QB	Time	Result
1st	11:15	NEV 13	6-32	Strong	2:17	Punt
	5:39	NEV 22	7-33	Strong	2:54	Downs
2nd	12:05	NEV 11	5-6	Strong	2:45	Punt
	7:54	UNM 49	8-38	Strong	4:13	FG
	3:29	UNM 33	1-33	Strong	0:08	Touchdown
	2:18	NEV 38	1-0	Strong	0:15	Interception
	0:59	NEV 21	3-10	Strong	0:59	Half
3rd	15:00	NEV 30	11-53	Strong	4:44	FG
	6:00	NEV 18	4-82	Strong	1:24	Touchdown
4th	15:00	NEV 40	6-14	Strong	2:56	Punt
	9:10	NEV 19	5-81	Strong	2:23	Touchdown
	4:02	NEV 25	3-(-9)	Strong	1:28	Punt
	1:03	NEV 24	4-19	Strong	1:03	Half

Air Force

Q.	Time	Starting YL	PI-Yds	QB	Time	Result
1st	11:03	AFA 14	11-86	Daniels	3:58	Touchdown
	4:16	AFA 28	10-72	Daniels	0:51	Touchdown
2nd	11:20	AFA 34	9-66	Daniels	3:08	Touchdown
	4:34	AFA 25	6-17	Daniels	1:39	Punt
3rd	15:00	AFA 20	3-(-1)	Daniels	2:48	Punt
	10:17	AFA 25	4-20	Daniels	1:16	Fumble
	7:05	AFA 4	3-9	Daniels	3:25	Fumble
	2:23	AFA 34	2-(-2)	Daniels	1:23	Fumble
4th	15:00	AFA 23	12-73	Daniels	6:46	Downs
	5:47	UNM 44	1-44	Daniels	2:27	Touchdown
	4:20	AFA 20	7-31	Bryan	7:31	Game

at Utah State

Q.	Time	Starting YL	PI-Yds	QB	Time	Result
1st	13:35	USU 30	12-61	Peasley	6:41	FG
	0:36	USU 23	7-50	Peasley	1:42	FG
2nd	8:03	USU 29	10-71	Peasley	5:39	Fumble
	0:03	USU 35	1-(-1)	Peasley	0:03	Half
3rd	14:54	USU 39	5-61	Peasley	2:34	Touchdown
	10:27	USU 31	4-69	Peasley	1:35	Touchdown
	8:08	UNM 41	3-41	Peasley	1:14	Touchdown
	2:40	USU 39	3-0	Peasley	0:57	Punt
4th	14:09	USU 35	2-38	Peasley	0:53	Fumble
	12:14	USU 43	3-6	Peasley	1:35	Punt
	7:01	USU 23	5-77	Peasley	2:58	Touchdown
	2:31	USU 12	7-19	Peasley	2:31	Game

vs. Wyoming

Q.	Time	Starting YL	PI-Yds	QB	Time	Result
1st	12:37	UNM 15	4-3	Williams	0:55	FG
	7:05	WYO 4	5-21	Williams	2:33	Punt
2nd	14:47	WYO 26	7-43	Williams	3:26	Downs
	9:54	WYO 26	2-74	Williams	0:58	Touchdown
	6:03	WYO 23	8-68	Williams	3:32	FG
	0:24	WYO 17	1-(-2)	Williams	0:24	Half
3rd	15:00	WYO 22	2-2	Williams	0:41	Interception
	11:54	WYO 25	4-21	Williams	2:25	Punt
	7:24	WYO 33	3-6	Williams	1:17	Punt
	1:36	WYO 6	9-86	Williams	3:28	FG
4th	9:09	WYO 10	3-9	Williams	1:53	Punt
	6:13	WYO 47	6-48	Williams	3:03	Fumble
	1:38	UNM 44	4-0	Beerup	0:25	Interception

Fresno State

Q.	Time	Starting YL	PI-Yds	QB	Time	Result
1st	13:14	UNM 44	6-44	Haener	1:46	Touchdown
	6:28	FS 31	3-4	Haener	2:17	Punt
	2:00	FS 50	6-50	Haener	2:06	Touchdown
2nd	11:49	FS 31	5-56	Haener	1:22	Field Goal
	9:02	FS 16	1-84	Haener	0:15	Touchdown
	5:23	FS 25	6-12	Haener	3:40	Punt
	0:27	FS 24	1-(-1)	Haener	0:27	Half
3rd	15:00	FS 30	16-70	Haener	7:59	Touchdown
	4:42	FS 29	4-12	Haener	1:49	Punt
4th	10:10	FS 20	5-(-10)	Haener	2:37	Punt
	7:26	FS 25	6-43	Haener	2:08	Interception
	2:26	FS 26	8-74	Haener	1:18	Touchdown

New Mexico Inside Opponent Red-Zone

Date	Opponent	Score	Times	Times	Total	Rush		Pass	FGs	Failed to score inside RZ					
			In RZ	Scored	Pts	TDs	TDs	TDs	Made	FGA	Down	Int.	Fumb.	Half	Game
Oct 31, 2020	at San Jose State	L 21-38	2	2	14	2	1	1	0	0	0	0	0	0	0
Nov 07, 2020	at Hawai'i	L 33-39	2	2	6	0	0	0	2	0	0	0	0	0	0
Nov 14, 2020	vs Nevada	L 20-27	3	3	17	2	1	1	1	0	0	0	0	0	0
Nov 20, 2020	at Air Force	L 0-28	3	0	0	0	0	0	0	2	0	1	0	0	0
Nov 26, 2020	at Utah State	L 27-41	3	3	17	2	2	0	1	0	0	0	0	0	0
Dec 05, 2020	vs Wyoming	W 17-16	1	0	0	0	0	0	0	0	1	0	0	0	0
Dec 12, 2020	vs Fresno State	W 49-39	5	5	35	5	5	0	0	0	0	0	0	0	0
Totals			19	15	89	11	9	2	4	2	1	1	0	0	0
15 of 19 (78.9%)															

Opponents Inside New Mexico Red-Zone

Date	Opponent	Score	Times	Times	Total	Rush		Pass	FGs	Failed to score inside RZ					
			In RZ	Scored	Pts	TDs	TDs	TDs	Made	FGA	Down	Int.	Fumb.	Half	Game
Oct 31, 2020	at San Jose State	L 21-38	2	2	10	1	0	1	1	0	0	0	0	0	0
Nov 07, 2020	at Hawai'i	L 33-39	1	1	7	1	1	0	0	0	0	0	0	0	0
Nov 14, 2020	vs Nevada	L 20-27	2	2	6	0	0	0	2	0	0	0	0	0	0
Nov 20, 2020	at Air Force	L 0-28	4	3	21	3	3	0	0	0	1	0	0	0	0
Nov 26, 2020	at Utah State	L 27-41	2	1	3	0	0	0	1	0	0	0	1	0	0
Dec 05, 2020	vs Wyoming	W 17-16	4	3	9	0	0	0	3	0	0	0	1	0	0
Dec 12, 2020	vs Fresno State	W 49-39	4	4	24	3	1	2	1	0	0	0	0	0	0
Totals			19	16	80	8	5	3	8	0	1	0	2	0	0
16 of 19 (84.2%)															

2020 STARTING LINEUPS

OFFENSE

OPPONENT	QB	WR	WR	WR/RB*/TE#	RB	TE/WR*/RB#	LT	LG	C	RG	RT
@CSU	No Contest	No Contest	No Contest	No Contest	No Contest	No Contest	No Contest	No Contest	No Contest	No Contest	No Contest
SJSU	Tuioti	Queen	An. Erickson	Wooden	Kress	Williams	Briggs	Cook	Stapley	Gutierrez	Saltes
@HAW	Tuioti	Logan-Greene	An. Erickson	Jarvis#	Cole	Williams	Briggs	Cook	Stapley	Gutierrez	Saltes
NEV	Hall	Logan-Greene	An. Erickson	Kress	Cole	Jarvis	Briggs	Cook	Stapley	Gutierrez	Davis
@AF	Hall	Logan-Greene	An. Erickson	Kress	Cole	Williams	Briggs	Cook	Stapley	Gutierrez	Saltes
@USU	Hall	Logan-Greene	An. Erickson	Queen	N. Jones	Williams	Briggs	Cook	Stapley	Gutierrez	Saltes
WYO	Genal	Wooden	An. Erickson	Patterson III	Cole	Williams	Briggs	Cook	Stapley	Gutierrez	Saltes
FS	Chavez	Logan-Greene	An. Erickson	Kinslow#	Cole	Williams	Briggs	Cook	Stapley	Gutierrez	Saltes

DEFENSE

OPPONENT	LE	NT/MLB#	RE	LLB	MLB	RLB	LCB	LWOLF	LOBO	RWOLF	RCB
@CSU	No Contest	No Contest	No Contest	No Contest	No Contest	No Contest	No Contest	No Contest	No Contest	No Contest	No Contest
SJSU	Saltonstall	Pauni	Noble	Sanders	Shook	Miller	Wilson	Reed	Combs	Beaton	Hunt
@HAW	Saltonstall	Pauni	Noble	Sanders	Hunter	Miller	LoVett III	Reed	Combs	Peek	Collier
NEV	Saltonstall	Hunter#	Noble	Sanders	Shook	Miller	Martin	Reed	Combs	Beaton	Collier
@AF	Saltonstall	Pauni	Noble	Sanders	Shook	Miller	Martin	Reed	Combs	Beaton	Collier
@USU	Saltonstall	Gansallo	Noble	Sanders	Shook	Miller	Martin	Reed	Combs	Beaton	Collier
WYO	Saltonstall	Gansallo	Noble	Sanders	Shook	Miller	Martin	Lowery	Hannah (LB)	Peek	Hightower
FS	Gansallo	Bartley	Noble	Sanders	Shook	Miller	Martin	Lowery	Combs	Peek	Hightower

Date	Opponent	Score	Overall	Conference	Time	Attend
* Oct 31, 2020	at San Jose State	L 21-38	0-1	0-1	3:41	
* Nov 07, 2020	at Hawai'i	L 33-39	0-2	0-2	3:22	
* Nov 14, 2020	vs Nevada	L 20-27	0-3	0-3	3:15	250
* Nov 20, 2020	at Air Force	L 0-28	0-4	0-4	3:05	100
* Nov 26, 2020	at Utah State	L 27-41	0-5	0-5	3:40	198
* Dec 05, 2020	vs Wyoming	W 17-16	1-5	1-5	3:19	250
* Dec 12, 2020	vs Fresno State	W 49-39	2-5	2-5	3:23	250

Team Statistics

NM

OPP

SCORING	167	228
Points Per Game	23.9	32.6
Points Off Turnovers	23	31
FIRST DOWNS	152	145
Rushing	71	57
Passing	64	74
Penalty	17	14
RUSHING YARDAGE	1370	1149
Yards gained rushing	1554	1299
Yards lost rushing	184	150
Rushing Attempts	289	241
Average Per Rush	4.7	4.8
Average Per Game	195.7	164.1
TDs Rushing	12	9
PASSING YARDAGE	1386	1981
Comp-Att-Int	122-215-6	143-219-6
Average Per Pass	6.4	9.0
Average Per Catch	11.4	13.9
Average Per Game	198.0	283.0
TDs Passing	8	18
TOTAL OFFENSE	2756	3130
Total Plays	504	460
Average Per Play	5.5	6.8
Average Per Game	393.7	447.1
KICK RETURNS: #-Yards	28-560	23-481
PUNT RETURNS: #-Yards	6-32	8-64
INT RETURNS: #-Yards	6-76	6-20
KICK RETURN AVERAGE	20.0	20.9
PUNT RETURN AVERAGE	5.3	8.0
INT RETURN AVERAGE	12.7	3.3
FUMBLES-LOST	9-3	12-7
PENALTIES-Yards	41-390	39-347
Average Per Game	55.7	49.6
PUNTS-Yards	35-1384	25-1039
Average Per Punt	39.5	41.6
Net punt average	37.7	40.3
KICKOFFS-Yards	34-2005	44-2565
Average Per Kick	59.0	58.3
Net kick average	38.2	39.9
TIME OF POSSESSION/Game	30:32	29:28
3RD-DOWN Conversions	46/107	38/89
3rd-Down Pct	43%	43%
4TH-DOWN Conversions	2/8	6/11
4th-Down Pct	25%	55%
SACKS BY-Yards	14-108	16-108
MISC YARDS	0	0
TOUCHDOWNS SCORED	20	28
FIELD GOALS-ATTEMPTS	9-15	10-10
ON-SIDE KICKS	1-2	0-1
RED-ZONE SCORES	(15-19) 79%	(16-19) 84%
RED-ZONE TOUCHDOWNS	(11-19) 58%	(8-19) 42%
PAT-ATTEMPTS	(20-20) 100%	(26-26) 100%
ATTENDANCE	0	298
Games/Avg Per Game	0/0	4/74
Neutral Site Games		3/250

Score by Quarters	1st	2nd	3rd	4th	OT	Total
New Mexico	34	57	28	48	0	167
Opponents	34	75	69	50	0	228

Rushing	gp	att	gain	loss	net	avg	td	lg	avg/g
COLE, Bobby	7	97	558	10	548	5.6	6	36	78.3
JONES, Nathaniel	6	49	242	10	232	4.7	4	41	38.7
TUIOTI, Tevaka	2	19	164	24	140	7.4	1	26	70.0
CHAVEZ, Isaiah	2	22	129	18	111	5.0	1	54	55.5
CARROLL, Bryson	7	25	126	19	107	4.3	0	37	15.3
HALL, Trae	4	39	171	69	102	2.6	0	17	25.5
VIGILANT, Daevon	4	15	67	2	65	4.3	0	10	16.2
LOGAN-GREENE, Ema	7	9	58	8	50	5.6	0	27	7.1
ALEXANDER, Chad	6	3	14	0	14	4.7	0	9	2.3
WOODEN, Bobby	7	4	12	0	12	3.0	0	4	1.7
KRESS, Jordan	4	2	9	0	9	4.5	0	5	2.2
GENAL, Connor	2	1	4	0	4	4.0	0	4	2.0
TEAM	7	4	0	24	-24	-6.0	0	0	-3.4
Total	7	289	1554	184	1370	4.7	12	54	195.7
Opponents	7	241	1299	150	1149	4.8	9	84	164.1

Passing	gp	effic	comp-att-int	pct	yds	td	lg	avg/g
HALL, Trae	4	89.62	53-101-3	52.5	518	0	49	129.5
TUIOTI, Tevaka	2	133.48	37-66-1	56.1	475	4	52	237.5
CHAVEZ, Isaiah	2	166.73	19-28-0	67.9	251	2	49	125.5
GENAL, Connor	2	84.62	11-18-2	61.1	98	0	24	49.0
CARROLL, Bryson	7	614.80	2-2-0	100.0	44	2	28	6.3
Total	7	117.59	122-215-6	56.7	1386	8	52	198.0
Opponents	7	162.92	143-219-6	65.3	1981	18	69	283.0

Receiving	gp	no.	yds	avg	td	lg	avg/g
LOGAN-GREENE, Ema	7	30	277	9.2	0	49	39.6
ERICKSON, Andrew	7	18	270	15.0	2	46	38.6
WILLIAMS, Marcus	7	14	169	12.1	0	44	24.1
KRESS, Jordan	4	12	224	18.7	2	52	56.0
CARROLL, Bryson	7	9	79	8.8	0	19	11.3
PATTERSON III Cedric	7	8	103	12.9	1	39	14.7
WOODEN, Bobby	7	8	42	5.2	0	15	6.0
COLE, Bobby	7	5	75	15.0	1	44	10.7
VIGILANT, Daevon	4	5	11	2.2	0	9	2.8
ALEXANDER, Chad	6	5	10	2.0	0	6	1.7
JARVIS, Kyle	7	3	43	14.3	0	15	6.1
UMEH, Anselem	5	2	21	10.5	0	12	4.2
KINSLOW, Conner	7	1	49	49.0	1	49	7.0
HALL, Trae	4	1	16	16.0	1	16	4.0
ERICKSON, Austin	1	1	-3	-3.0	0	0	-3.0
Total	7	122	1386	11.4	8	52	198.0
Opponents	7	143	1981	13.9	18	69	283.0

Punt Returns	no.	yds	avg	td	lg
LOGAN-GREENE, Ema	6	32	5.3	0	14
Total	6	32	5.3	0	14
Opponents	8	64	8.0	0	21

Interceptions	no.	yds	avg	td	lg
REED II, Jerrick	4	58	14.5	0	25
PEEK, Patrick	1	18	18.0	0	18
SHOOK, Brandon	1	0	0.0	0	0
Total	6	76	12.7	0	25
Opponents	6	20	3.3	0	20

Kick Returns	no.	yds	avg	td	lg
ALEXANDER, Chad	10	156	15.6	0	22
CARROLL, Bryson	6	101	16.8	0	35
LOGAN-GREENE, Ema	5	156	31.2	0	72
JONES, Nathaniel	4	85	21.2	0	34
VIGILANT, Daevon	2	37	18.5	0	20
LoVETT III, Michael	1	25	25.0	0	25
Total	28	560	20.0	0	72
Opponents	23	481	20.9	0	40

Fumble Returns	no.	yds	avg	td	lg
Total	0	0	0.0	0	0
Opponents	2	44	22.0	1	28

Scoring	td	fg	PAT				dxp	saf	pts
			kick	rush	rcv	pass			
COLE, Bobby	7	-	-	-	-	-	-	-	42
STEINKAMP, George	-	6-11	8-8	-	-	-	-	-	26
JONES, Nathaniel	4	-	-	-	-	-	-	-	24
MURPHREE, Donovan	-	3-3	12-12	-	-	-	-	-	21
ERICKSON, Andrew	2	-	-	-	-	-	-	-	12
KRESS, Jordan	2	-	-	-	-	-	-	-	12
KINSLOW, Conner	1	-	-	-	-	-	-	-	6
PATTERSON III Cedric	1	-	-	-	-	-	-	-	6
CHAVEZ, Isaiah	1	-	-	-	-	-	-	-	6
TUIOTI, Tevaka	1	-	-	-	-	-	-	-	6
HALL, Trae	1	-	-	-	-	-	-	-	6
SHELLEY, Andrew	-	0-1	-	-	-	-	-	-	0
Total	20	9-15	20-20	-	-	-	-	-	167
Opponents	28	10-10	26-26	-	2	2-2	-	-	228

Total Offense	q	plays	rush	pass	total	avg/g
HALL, Trae	4	140	102	518	620	155.0
TUIOTI, Tevaka	2	85	140	475	615	307.5
COLE, Bobby	7	97	548	0	548	78.3
CHAVEZ, Isaiah	2	50	111	251	362	181.0
JONES, Nathaniel	6	49	232	0	232	38.7
CARROLL, Bryson	7	27	107	44	151	21.6
GENAL, Connor	2	19	4	98	102	51.0
VIGILANT, Daevon	4	15	65	0	65	16.2
LOGAN-GREENE, Ema	7	9	50	0	50	7.1
ALEXANDER, Chad	6	3	14	0	14	2.3
WOODEN, Bobby	7	4	12	0	12	1.7
KRESS, Jordan	4	2	9	0	9	2.2
TEAM	7	4	-24	0	-24	-3.4
Total	7	504	1370	1386	2756	393.7
Opponents	7	460	1149	1981	3130	447.1

Field Goals	fg	pct.	01-19	20-29	30-39	40-49	50-99	lg	blk
STEINKAMP, George	6-11	54.5	0-0	3-3	0-1	3-5	0-2	49	1
SHELLEY, Andrew	0-1	0.0	0-0	0-0	0-0	0-1	0-0	0	0
MURPHREE, Donovan	3-3	100.0	0-0	0-0	2-2	1-1	0-0	40	0

Punting	no.	yds	avg	lg	tb	fc	i20	50+	blk
DYER, Tyson	34	1372	40.4	54	0	16	16	3	1
TEAM	1	12	12.0	12	0	0	0	0	0
Total	35	1384	39.5	54	0	16	16	3	1
Opponents	25	1039	41.6	56	0	8	9	3	0

FG Sequence	New Mexico	Opponents
San Jose State	46	(35)
Hawai'i	(27),(49),46,(24),(42)	(41)
Nevada	(26),(48)	(28),(34)
Air Force	50,51,37,40	-
Utah State	(39),(31)	(27),(44)
Wyoming	(40)	(29),(26),(25)
Fresno State	-	(30)

Kickoffs	no.	yds	avg	tb	ob	retn	net	ydln
MURPHREE, Donovan	34	2005	59.0	9	1			
Total	34	2005	59.0	9	1	20.9	38.2	26
Opponents	44	2565	58.3	10	2	20.0	39.9	25

Numbers in (parentheses) indicate field goal was made.

All Purpose	g	rush	rcv	pr	kr	ir	total	avg/g
COLE, Bobby	7	548	75	0	0	0	623	89.0
LOGAN-GREEN	7	50	277	32	156	0	515	73.6
JONES, Nathani	6	232	0	0	85	0	317	52.8
CARROLL, Brys	7	107	79	0	101	0	287	41.0
ERICKSON, And	7	0	270	0	0	0	270	38.6
KRESS, Jordan	4	9	224	0	0	0	233	58.2
ALEXANDER, C	6	14	10	0	156	0	180	30.0
WILLIAMS, Mar	7	0	169	0	0	0	169	24.1
TUIOTI, Tevaka	2	140	0	0	0	0	140	70.0
HALL, Trae	4	102	16	0	0	0	118	29.5
VIGILANT, Daev	4	65	11	0	37	0	113	28.2
CHAVEZ, Isaiah	2	111	0	0	0	0	111	55.5
PATTERSON III	7	0	103	0	0	0	103	14.7
REED II, Jerrick	7	0	0	0	0	58	58	8.3
WOODEN, Bobb	7	12	42	0	0	0	54	7.7
KINSLOW, Conn	7	0	49	0	0	0	49	7.0
JARVIS, Kyle	7	0	43	0	0	0	43	6.1
LoVETT III, Mich	5	0	0	0	25	0	25	5.0
UMEH, Anselem	5	0	21	0	0	0	21	4.2
PEEK, Patrick	7	0	0	0	0	18	18	2.6
GENAL, Connor	2	4	0	0	0	0	4	2.0
ERICKSON, Aus	1	0	-3	0	0	0	-3	-3.0
TEAM	7	-24	0	0	0	0	-24	-3.4
Total	7	1370	1386	32	560	76	3424	489.1
Opponents	7	1149	1981	64	481	20	3695	527.9

#	Defensive Leaders	gp	Tackles				Sacks no-yds	Pass defense			Fumbles		blkd	
			ua	a	tot	tfl/yds		int-yds	brup	qbh	rcv-yds	ff	kick	saf
46	SHOOK, Brandon	6	30	30	60	3.0-3	.	1-0	1	.	.	2	.	.
1F	COMBS, Tavian	7	24	27	51	0.5-1	0.5-1	.	1	.	.	1	.	.
98	NOBLE, Joey	7	19	21	40	5.0-38	4.0-37	.	.	.	1-0	1	.	.
9Z	REED II, Jerrick	7	25	8	33	1.0-1	.	4-58	3	.	1-0	.	.	.
19	SANDERS, Devin	7	19	13	32	1.0-1	.	.	1	1	.	2	.	.
3Z	PEEK, Patrick	7	18	13	31	2.5-9	0.5-2	1-18	3	.	1-0	.	.	.
1A	MILLER, Kameron	7	10	19	29	4.0-34	2.0-29	1	.	.
1C	BOLDEN, Nico	4	15	10	25	1.0-4	3	.	.
2	COLLIER, Tony	6	19	5	24	1.0-1	.	.	1
15	BEATON, Letayveon	5	12	4	16	1.0-2	.	.	1	.	.	1	.	.
95	SALTONSTALL, Jake	7	5	7	12	2.0-21	2.0-21	.	1	.	2-0	.	.	.
23	HANNAH, Reco	3	7	4	11	0.5-0
30	LEUTELE, Ray	7	7	4	11	2.5-4
9I	GANSALLO, Ben	4	3	6	9	3.0-11	3.0-11
8Z	MARTIN, Donte	5	9	.	9	1.0-2	1.0-2	.	3
5E	PAUNI, Elmer	5	1	6	7	0.5-1
4A	HUNTER, Dion	4	5	2	7	0.5-0
1D	LoVETT III, Michael	5	7	.	7
12	HUNT, Antonio	7	5	2	7	.	.	.	1
26	WILSON, Nic	1	5	2	7
36	RILEY, Syaie	7	4	2	6
4Z	LOWERY, Shaddrick	4	3	3	6
92	DARAME, Omar	6	2	2	4	1.0-1
52	SHEWELL, Ian	6	1	2	3	1-0	.	.	.
1G	BERTRAM, Ben	3	1	2	3	1.0-5	1.0-5
34	COLE, Bobby	7	1	2	3
51	SANTANA, Bryce	3	.	2	2
24	HIGHTOWER, Corey	7	1	1	2
28	FOLEY, Josh	1	2	.	2
45	WOISIN, Josh	7	.	2	2
2E	KIRKENDOLL, Marquae	6	.	2	2
27	POTTS, Quinn	2	.	1	1
48	SICAEROS, Troy	7	.	1	1
99	MURPHREE, Donovan	7	.	1	1
6	CARROLL, Bryson	7	1	.	1
87	ERICKSON, Andrew	7	1	.	1
TM	TEAM	7	1-0	.	.	.
Total		7	262	206	468	32-139	14-108	6-76	16	1	7-0	11	.	.
Opponents		7	272	266	538	44-187	16-108	6-20	21	18	3-44	3	2	.

TEAM STATISTICS

Date	Opponent	Rushing				Receiving				Passing				Kick Returns				Punt Returns				tot off
		no.	yds	td	lg	no.	yds	td	lg	cmp-att-int	yds	td	lg	no.	yds	td	lg	no.	yds	td	lg	
Oct 31	at San Jose State	40	149	1	26	20	294	2	46	20-35-1	294	2	46	5	78	0	28	0	0	0	0	443
Nov 07	at Hawai'i	38	279	1	41	19	220	2	52	19-37-1	220	2	52	5	97	0	35	2	8	0	9	499
Nov 14	vs Nevada	44	141	1	17	18	211	1	42	18-33-1	211	1	42	4	83	0	34	1	14	0	14	352
Nov 20	at Air Force	25	83	0	12	23	221	0	49	23-42-1	221	0	49	1	7	0	7	0	0	0	0	304
Nov 26	at Utah State	44	196	2	37	17	152	1	28	17-32-1	152	1	28	6	93	0	21	1	1	0	1	348
Dec 05	vs Wyoming	50	223	1	36	11	92	1	44	11-18-1	92	1	44	4	136	0	72	1	0	0	0	315
Dec 12	vs Fresno State	48	299	6	54	14	196	1	49	14-18-0	196	1	49	3	66	0	27	1	9	0	9	495
		289	1370	12	54	122	1386	8	52	122-215-6	1386	8	52	28	560	0	72	6	32	0	14	2756
Opponents		241	1149	9	84	143	1981	18	69	143-219-6	1981	18	69	23	481	0	40	8	64	0	21	3130

Games: 7 • Avg/rush: 4.7 • Avg/catch: 11.4 • Pass effic: 117.59 • KR avg: 20.0 • PR avg: 5.3 • All purpose avg/game: 489.1 • Total offense avg/gm: 393.7

		Tackles				Sacks	Fumble		Pass Defense			blkd	PAT Attempts			off		
Date	Opponent	ua	a	total	tfl-yds	no-yds	ff	fr-yds	int-yds	qbh	brup	kick	kick	rush	rcv	saf	t/o	pts
Oct 31	at San Jose State	47	26	73	2.0-6	1.0-5	0	0-0	0-0	1	3	0	3-3	0	0	0	0	21
Nov 07	at Hawai'i	48	12	60	3.0-14	1.0-9	1	1-0	2-28	0	2	0	3-3	0	0	0	10	33
Nov 14	vs Nevada	30	36	66	9.0-28	2.0-15	1	0-0	1-25	0	3	0	2-2	0	0	0	3	20
Nov 20	at Air Force	44	34	78	2.0-5	0.0-0	4	3-0	0-0	0	1	0	0-0	0	0	0	0	0
Nov 26	at Utah State	37	22	59	2.0-4	1.0-2	3	2-0	0-0	0	1	0	3-3	0	0	0	3	27
Dec 05	vs Wyoming	22	48	70	3.0-8	1.0-6	1	1-0	2-5	0	3	0	2-2	0	0	0	0	17
Dec 12	vs Fresno State	34	28	62	11.0-74	8.0-71	1	0-0	1-18	0	3	0	7-7	0	0	0	7	49
		262	206	468	32.0-139	14.0-108	11	7-0	6-76	1	16	0	20-20	0	0	0	23	167
Opponents		272	266	538	44.0-187	16.0-108	3	3-44	6-20	18	21	2	26-26	0	2	0	31	228

		Punting									Field Goals			Kickoffs				
Date	Opponent	no.	yds	avg	long	blkd	tb	fc	50+	i20	md-att	long	blkd	no.	yds	avg	tb	ob
Oct 31	at San Jose State	6	269	44.8	54	0	0	4	2	5	0-1	0	0	4	259	64.8	2	0
Nov 07	at Hawai'i	4	183	45.8	50	0	0	1	1	2	4-5	49	0	7	413	59.0	3	0
Nov 14	vs Nevada	6	224	37.3	49	0	0	2	0	3	2-2	48	0	4	251	62.8	1	0
Nov 20	at Air Force	4	162	40.5	47	0	0	3	0	2	0-4	0	1	1	65	65.0	1	0
Nov 26	at Utah State	5	182	36.4	48	1	0	0	0	0	2-2	39	0	6	278	46.3	0	1
Dec 05	vs Wyoming	6	226	37.7	46	0	0	5	0	3	1-1	40	0	4	249	62.2	0	0
Dec 12	vs Fresno State	4	138	34.5	49	0	0	1	0	1	0-0	0	0	8	490	61.2	2	0
		35	1384	39.5	54	1	0	16	3	16	9-15	49	1	34	2005	59.0	9	1
Opponents		25	1039	41.6	56	0	0	8	3	9	10-10	44	0	44	2565	58.3	10	2

		Rushing				Receiving				Passing				Kick Returns				Punt Returns				tot		
Date	Opponent	no.	yds	td	lg	no.	yds	td	lg	cmp	att	int	yds	td	lg	no.	yds	td	lg	no.	yds	td	lg	off
Oct 31	at San Jose State	28	98	0	10	35	481	5	69	35	49	0	481	5	69	2	49	0	28	1	0	0	0	579
Nov 07	at Hawai'i	28	93	1	19	33	410	4	64	33	44	2	410	4	64	4	78	0	26	1	9	0	9	503
Nov 14	vs Nevada	23	52	0	16	25	340	3	61	25	39	1	340	3	61	3	53	0	27	3	33	0	21	392
Nov 20	at Air Force	63	356	4	44	4	66	0	28	4	5	0	66	0	28	0	0	0	0	0	0	0	0	422
Nov 26	at Utah State	38	209	1	62	15	243	3	36	15	22	0	243	3	36	4	57	0	23	2	13	0	10	452
Dec 05	vs Wyoming	38	283	1	58	5	91	0	54	5	17	2	91	0	54	4	107	0	40	0	0	0	0	374
Dec 12	vs Fresno State	23	58	2	84	26	350	3	51	26	43	1	350	3	51	6	137	0	27	1	9	0	9	408
		241	1149	9	84	143	1981	18	69	143	219	6	1981	18	69	23	481	0	40	8	64	0	21	3130
New Mexico		289	1370	12	54	122	1386	8	52	122	215	6	1386	8	52	28	560	0	72	6	32	0	14	2756

Games: 7 • Avg/rush: 4.8 • Avg/catch: 13.9 • Pass effic: 162.92 • KR avg: 20.9 • PR avg: 8.0 • All purpose avg/game: 527.9 • Total offense avg/gm: 447.1

Date	Opponent	Tackles				Sacks no-yds	Fumble		Pass Defense			blkd kick	PAT Attempts			off		
		ua	a	total	tfl-yds		ff	fr-yds	int-yds	qbh	brup		kick	rush	rcv	saf	t/o	pts
Oct 31	at San Jose State	44	28	72	7.0-38	3.0-24	0	0-0	1-0	4	3	0	5-5	0	0	0	7	38
Nov 07	at Hawai'i	45	20	65	7.0-18	2.0-8	0	0-0	1-0	7	5	0	4-4	0	1	0	0	39
Nov 14	vs Nevada	35	56	91	8.0-30	2.0-10	0	0-0	1-0	0	3	0	3-3	0	0	0	7	27
Nov 20	at Air Force	31	28	59	3.0-26	2.0-22	1	1-0	1-20	4	4	1	4-4	0	0	0	7	28
Nov 26	at Utah State	50	28	78	8.0-44	4.0-29	2	1-16	1-0	3	6	1	5-5	0	0	0	7	41
Dec 05	vs Wyoming	33	54	87	5.0-11	0.0-0	0	1-28	1-0	0	0	0	1-1	0	0	0	3	16
Dec 12	vs Fresno State	34	52	86	6.0-20	3.0-15	0	0-0	0-0	0	0	0	4-4	0	1	0	0	39
New Mexico		272	266	538	44.0-187	16.0-108	3	3-44	6-20	18	21	2	26-26	0	2	0	31	228
		262	206	468	32.0-139	14.0-108	11	7-0	6-76	1	16	0	20-20	0	0	0	23	167

Date	Opponent	Punting									Field Goals			Kickoffs				
		no.	yds	avg	long	blkd	tb	fc	50+	i20	md-att	long	blkd	no.	yds	avg	tb	ob
Oct 31	at San Jose State	5	210	42.0	46	0	0	2	0	1	1-1	35	0	7	394	56.3	1	0
Nov 07	at Hawai'i	4	171	42.8	45	0	0	1	0	1	1-1	41	0	7	412	58.9	1	1
Nov 14	vs Nevada	4	173	43.2	56	0	0	0	2	1	2-2	34	0	6	379	63.2	2	0
Nov 20	at Air Force	2	96	48.0	52	0	0	1	1	1	0-0	0	0	5	271	54.2	2	0
Nov 26	at Utah State	2	85	42.5	47	0	0	0	0	2	2-2	44	0	8	463	57.9	1	1
Dec 05	vs Wyoming	4	140	35.0	39	0	0	2	0	1	3-3	29	0	5	301	60.2	1	0
Dec 12	vs Fresno State	4	164	41.0	49	0	0	2	0	2	1-1	30	0	6	345	57.5	2	0
New Mexico		25	1039	41.6	56	0	0	8	3	9	10-10	44	0	44	2565	58.3	10	2
		35	1384	39.5	54	1	0	16	3	16	9-15	49	1	34	2005	59.0	9	1

PASSING

#10 HALL, Trae	Comp	Att	Int	Pct	Yards	TD	Long	Sacked	Effic
Hawai'i	2	6	1	33.3	39	0	20	2-8	54.60
Nevada	17	32	1	53.1	195	0	42	2-10	98.06
Air Force	23	42	1	54.8	221	0	49	2-22	94.20
Utah State	11	21	0	52.4	63	0	15	4-29	77.58
TOTALS	53	101	3	52.5	518	0	49	10-69	89.62

#8 TUIOTI, Tevaka	Comp	Att	Int	Pct	Yards	TD	Long	Sacked	Effic
San Jose State	20	35	1	57.1	294	2	46	3-24	140.85
Hawai'i	17	31	0	54.8	181	2	52	0-0	125.17
TOTALS	37	66	1	56.1	475	4	52	3-24	133.48

#13 CHAVEZ, Isaiah	Comp	Att	Int	Pct	Yards	TD	Long	Sacked	Effic
Wyoming	5	10	0	50.0	55	1	44	0-0	129.20
Fresno State	14	18	0	77.8	196	1	49	3-15	187.58
TOTALS	19	28	0	67.9	251	2	49	3-15	166.73

#16 GENAL, Connor	Comp	Att	Int	Pct	Yards	TD	Long	Sacked	Effic
Utah State	5	10	1	50.0	61	0	24	0-0	81.24
Wyoming	6	8	1	75.0	37	0	14	0-0	88.85
TOTALS	11	18	2	61.1	98	0	24	0-0	84.62

#6 CARROLL, Bryson	Comp	Att	Int	Pct	Yards	TD	Long	Sacked	Effic
Nevada	1	1	0	100.0	16	1	16	0-0	564.40
Utah State	1	1	0	100.0	28	1	28	0-0	665.20
TOTALS	2	2	0	100.0	44	2	28	0-0	614.80

RUSHING & RECEIVING

RUSHING	No-Yds/TD	SJSU	UH	NEV	AF	USU	WYO	FS
COLE, Bobby	97-548/6	8-40/0	14-96/0	17-90/1	6-29/0	12-24/2	22-131/0	18-138/3
JONES, Nathanie	49-232/4	DNP	13-96/1	5-11/0	6-29/0	6-19/0	11-55/1	8-22/2
TUIOTI, Tevaka	19-140/1	14-69/1	5-71/0	DNP	DNP	DNP	DNP	DNP
CHAVEZ, Isaiah	22-111/1	DNP	DNP	DNP	DNP	DNP	7-16/0	15-95/1
CARROLL, Bryson	25-107/0	8-8/0	2-10/0	2--6/0	-	5-62/0	5-23/0	3-10/0
HALL, Trae	39-102/0	DNP	2--8/0	16-27/0	8-13/0	13-70/0	DNP	DNP
VIGILANT, Daevo	15-65/0	5-19/0	1-6/0	DNP	3-15/0	6-25/0	DNP	DNP
LOGAN-GREENE, E	9-50/0	3-4/0	1-8/0	1-6/0	1-4/0	1--8/0	-	2-36/0
ALEXANDER, Chad	3-14/0	-	DNP	2-11/0	-	-	-	1-3/0
WOODEN, Bobby	4-12/0	-	-	1-2/0	-	-	3-10/0	-
KRESS, Jordan	2-9/0	2-9/0	-	-	-	DNP	DNP	DNP
GENAL, Connor	1-4/0	DNP	DNP	DNP	DNP	1-4/0	-	DNP
TEAM	4--24/0	-	-	-	1--7/0	-	2--12/0	1--5/0

RECEIVING	No-Yds/TD	SJSU	UH	NEV	AF	USU	WYO	FS
LOGAN-GREENE, E	30-277/0	6-47/0	7-52/0	5-56/0	3-64/0	2-3/0	-	7-55/0
ERICKSON, Andre	18-270/2	3-72/1	2-27/0	2-49/0	4-47/0	5-55/1	1-14/0	1-6/0
KRESS, Jordan	12-224/2	3-27/0	3-93/2	2-50/0	4-54/0	DNP	DNP	DNP
WILLIAMS, Mar.	14-169/0	2-41/0	-	1-2/0	3-16/0	3-43/0	2-12/0	3-55/0
PATTERSON III,	8-103/1	1-39/1	1-5/0	-	2-6/0	3-37/0	-	1-16/0
CARROLL, Bryson	9-79/0	3-40/0	3-34/0	2-2/0	-	1-3/0	-	-
COLE, Bobby	5-75/1	-	-	3-22/0	-	-	2-53/1	-
KINSLOW, Conner	1-49/1	-	-	-	-	-	-	1-49/1
JARVIS, Kyle	3-43/0	2-28/0	-	1-15/0	-	-	-	-
WOODEN, Bobby	8-42/0	-	-	-	2-11/0	-	5-16/0	1-15/0
UMEH, Anselem	2-21/0	-	DNP	DNP	1-12/0	1-9/0	-	-
HALL, Trae	1-16/1	DNP	-	1-16/1	-	-	DNP	DNP
VIGILANT, Daevo	5-11/0	-	3-9/0	DNP	-	2-2/0	DNP	DNP
ALEXANDER, Chad	5-10/0	-	DNP	1--1/0	4-11/0	-	-	-
ERICKSON, Austi	1--3/0	DNP	DNP	DNP	DNP	DNP	1--3/0	DNP

All games

Total Tackles	UA-A	Total	SJSU	UH	NEV	AF	USU	WYO	FS
SHOOK, Brandon	30-30	60	7-3	DNP	3-5	11-8	5-3	4-9	0-2
COMBS, Tavian	24-27	51	6-4	5-2	1-6	4-1	4-3	0-3	4-8
NOBLE, Joey	19-21	40	1-1	0-1	6-4	7-4	1-2	2-7	2-2
REED II, Jerric	25-8	33	6-1	3-0	6-2	1-2	2-0	0-1	7-2
SANDERS, Devin	19-13	32	4-1	6-2	0-2	3-3	3-3	1-1	2-1
PEEK, Patrick	18-13	31	4-2	2-0	2-1	1-2	3-3	3-3	3-2
MILLER, Kameron	10-19	29	3-2	3-1	0-5	1-1	1-0	0-8	2-2
BOLDEN, Nico	15-10	25	DNP	5-1	2-2	5-7	3-0	DNP	DNP
COLLIER, Tony	19-5	24	DNP	5-2	3-2	4-1	3-0	1-0	3-0
BEATON, Letayve	12-4	16	3-1	1-0	2-1	2-2	4-0	DNP	DNP
SALTONSTALL, Ja	5-7	12	1-0	1-0	-	1-2	-	1-4	1-1
LEUTELE, Ray	7-4	11	-	2-0	2-0	-	0-1	1-0	2-3
HANNAH, Reco	7-4	11	DNP	3-0	DNP	DNP	DNP	3-4	1-0
GANSALLO, Ben	3-6	9	DNP	DNP	DNP	-	0-2	1-3	2-1
MARTIN, Donte	9-0	9	DNP	DNP	1-0	1-0	4-0	-	3-0
HUNT, Antonio	5-2	7	3-2	-	-	-	2-0	-	-
PAUNI, Elmer	1-6	7	1-4	-	0-1	-	0-1	DNP	DNP
HUNTER, Dion	5-2	7	-	4-1	1-1	DNP	DNP	DNP	-
WILSON, Nic	5-2	7	5-2	DNP	DNP	DNP	DNP	DNP	DNP
LoVETT III, Mic	7-0	7	DNP	5-0	DNP	-	1-0	1-0	-
RILEY, Syaie	4-2	6	-	1-0	1-1	2-1	-	-	-
LOWERY, Shad.	3-3	6	DNP	DNP	-	DNP	1-0	2-3	-
DARAME, Omar	2-2	4	1-1	1-0	0-1	-	-	-	DNP
SHEWELL, Ian	1-2	3	0-1	1-1	-	-	DNP	-	-
COLE, Bobby	1-2	3	-	-	-	-	-	1-1	0-1
BERTRAM, Ben	1-2	3	1-0	-	DNP	DNP	0-2	DNP	DNP
FOLEY, Josh	2-0	2	DNP	DNP	DNP	DNP	DNP	DNP	2-0
KIRKENDOLL, Mar	0-2	2	0-1	-	-	DNP	-	-	0-1
WOISIN, Josh	0-2	2	-	0-1	-	-	-	-	0-1
HIGHTOWER, Core	1-1	2	-	-	-	-	-	1-1	-
SANTANA, Bryce	0-2	2	DNP	DNP	DNP	DNP	0-2	-	-
MURPHREE, Donovan	0-1	1	-	-	0-1	-	-	-	-
SICAEROS, Troy	0-1	1	-	-	0-1	-	-	-	-
ERICKSON, Andre	1-0	1	1-0	-	-	-	-	-	-
POTTS, Quinn	0-1	1	DNP	DNP	DNP	DNP	-	DNP	0-1
CARROLL, Bryson	1-0	1	-	-	-	1-0	-	-	-

INDIVIDUAL

50-YARD TOUCHDOWN RUN

New Mexico: 67, Ahmari Davis vs. Hawai'i (10/26/2019)

Opponent: 58, Trey Smith, Wyoming (12/5/2020)

70-YARD RUN

New Mexico: 73, Teriyon Gipson vs. Wyoming (11/26/2016)

Opponent: 76, Cole McDonald, Hawai'i (10/26/2019)

70-YARD RECEPTION

New Mexico: 74, Elijah Lilly from Sheriron Jones at UNLV (10/6/2018)

Opponent: 76, Benjamin Waters from Darrell Hammond III, Air Force (11/23/2019)

30 RUSHING ATTEMPTS

New Mexico: 30, Tyrone Owens at New Mexico State (9/15/2018)

Opponent: 33, Xavier Valladay, Wyoming (10/19/2019)

150 YARDS RUSHING

New Mexico: 200, Ahmari Davis vs. Hawai'i (10/26/2019)

Opponent: 154, Trey Smith, Wyoming (12/5/2020)

200 YARDS RUSHING

New Mexico: 200, Ahmari Davis vs. Hawai'i (10/26/2019)

Opponent: 253, Jonathan Taylor, Wisconsin (9/8/2018)

TWO PLAYERS, 100 + YARDS RUSHING

New Mexico: Tyrone Owens (164), Daryl Chestnut (145) & Lamar Jordan (116) vs. UNLV (11/17/2017)

Opponent: Xavier Valladay (127) & Sean Chambers (117) Wyoming (10/19/2019)

THREE PLAYERS, 100 + YARDS RUSHING

New Mexico: Tyrone Owens (164), Daryl Chestnut (145) & Lamar Jordan (116) vs. UNLV (11/17/2017)

Opponent: Marvin Kinsey (127), Izzy Matthews (107) & Dalyn Dawkins (102), Colorado State (11/19/2016)

30 PASS COMPLETIONS

New Mexico: 30, B.R. Holbrook vs. Texas Tech (9/11/2010)

Opponent: 33, Chevan Cordeiro, Hawai'i (11/7/2020)

50 PASS ATTEMPTS

New Mexico: 50, B.R. Holbrook vs. Texas Tech (2010)

Opponent: 57, Tyler Rogers, New Mexico State (9/9/2017)

400 YARDS PASSING

New Mexico: 408, Casey Kelly vs. UNLV (11/1/2003)

Opponent: 410, Chevan Cordeiro, Hawai'i (11/7/2020)

100 YARDS RUSHING & PASSING

New Mexico: Trae Hall (154 rushing, 107 passing) vs. Utah State (11/30/2019)

Opponent: Andrew Peasley (118 rushing, 239 passing), Utah State (11/26/2020)

500 YARDS TOTAL OFFENSE

New Mexico: 594, Jeremy Leach vs. Utah (11/11/1989)

Opponent: 527, Derek Carr, Fresno State (11/23/2013)

10 PASS RECEPTIONS

New Mexico: 11, Ty Kirk vs. New Mexico State (10/1/2011)

Opponent: 10, Bailey Gaither, San José State (10/31/2020)

150 YARDS RECEIVING

New Mexico: 209, Deon Long vs. Sam Houston State (9/24/2011)

Opponent: 208, Bailey Gaither, San José State (10/31/2020)

2+ PLAYERS, 100 + YARDS RECEIVING

New Mexico: Deon Long (209) & Ty Kirk (127) vs. Sam Houston State (9/24/2011)

Opponent: Bailey Gaither (208) & Tre Walker (107), San José State (10/31/2020)

SCORED THREE TOUCHDOWNS

New Mexico: 3, Tyrone Owens vs. Liberty (9/29/2018)

Opponent: 3, Brad Roberts, Air Force (11/20/2020)

FOUR TOUCHDOWN PASSES

New Mexico: 4, Sheriron Jones at UNLV (10/6/2018)

Opponent: 4, Chevan Cordeiro, Hawai'i (11/7/2020)

FOUR RUSHING TOUCHDOWNS

New Mexico: 4, Ahmari Davis at New Mexico State (9/15/2018)

Opponent: 3, Brad Roberts, Air Force (11/20/2020)

THREE TOUCHDOWN RECEPTIONS

New Mexico: 3, Deon Long vs. Sam Houston State (2011)

Opponent: 3, Romeo Doubs, Nevada (11/14/2020)

FIVE FIELD GOALS

New Mexico: 5, James Aho vs. Arizona (2008)

Opponent: 5, Drew Dunning, Washington St. (2003)

50-YARD FIELD GOAL

New Mexico: 52, Andrew Shelley at Liberty (9/28/2019)

Opponent: 52, Wyatt Bryan, Colorado State (10/20/2017)

TWO INTERCEPTIONS

New Mexico: 2, Jerrick Reed at Hawai'i (11/7/2020)

Opponent: 2, Tariq Thompson, San Diego State (11/24/2017)

TWO FUMBLE RECOVERIES

New Mexico: 2, Adebayo Soremekun vs. San Diego St. (11/3/2018)

Opponent: 2, Sonatane Lui, Boise State, 11/16/2019

PUNT RETURN FOR TOUCHDOWN (no block)

New Mexico: 86 yards, Marcus Hayes vs. Boise State (11/16/2018)

Opponent: 90 yards, Christian Kirk, Texas A&M (11/11/2017)

TWO PUNT RETURNS FOR TOUCHDOWN (no block)

New Mexico: Has not occurred

Opponent: 64 yards, 61 yards Cliff Harris, Oregon (2010)

KICKOFF RETURN FOR A TOUCHDOWN

New Mexico: 100 yards, Elijah Lilly vs. Texas A&M (11/11/2017)

Opponent: 100 yards, Mike Edwards, Hawai'i (10/13/2012)

INTERCEPTION RETURN FOR TOUCHDOWN

New Mexico: 43 yards, Jerrick Reed II vs. New Mexico State (9/21/2019)

Opponent: 14 yards, Solomon Matautia, Hawai'i (10/26/2019)

BLOCKED PAT

New Mexico: Adebayo Soremekun at San José State (10/4/2019)

Opponent: Jacoby Wildman, Utah State (11/30/2019)

BLOCKED FIELD GOAL

New Mexico: Nahje Flowers at San José State (10/4/2019)

Opponent: Michael Purcell, Air Force (11/20/2020)

BLOCKED FIELD GOAL RETURN

New Mexico: 45 yards, Anthony Hooks vs. UTEP (2010)

Opponent: Has not occurred

BLOCKED PUNT

New Mexico: Victor James at San Diego State (10/31/2009)

Opponent: Kina Maile, Utah State (11/26/2020)

FUMBLE RETURN FOR A TOUCHDOWN

New Mexico: 0 yards, Jalin Burrell at Air Force (11/10/2018)

Opponent: 16 yards, Kina Maile, Utah State (11/26/2020)

DEFENSIVE TWO-POINT CONVERSION

New Mexico: Jalin Burrell vs. New Mexico State (9/9/2017)

Opponent: Milton Bugg III, Air Force (11/23/2019)

TEAM

OVERTIME GAME

Won 42-35 (OT) at UTEP (2013)

SHUTOUT

New Mexico: 66-0 vs. Mississippi Valley State (9/5/2015); FBS: 24-0 vs. Wyoming (10/4/2008)

Opponent: 28-0, Air Force (11/20/2020)

50 POINTS

New Mexico: 55 vs. New Mexico State (9/21/2019)

Opponent: 52, New Mexico State (9/21/2019)

60 RUSHING ATTEMPTS

New Mexico: 60 at UNLV (10/6/2018)

Opponent: 63, Air Force (11/20/2020)

300 YARDS RUSHING

New Mexico: 319 vs. Incarnate Word (9/1/2018)

Opponent: 356, Air Force (11/20/2020)

400 YARDS RUSHING

New Mexico: 482, UNLV (11/17/2017)

Opponent: 478, Air Force (11/10/2018)

FOUR RUSHING TDS

New Mexico: 4, Sam Houston State (8/31/2019)

Opponent: 4, Air Force (11/20/2020)

400 YARDS PASSING

New Mexico: 434 vs. Sam Houston State (9/24/2011)

Opponent: 410, Hawai'i, (11/7/2020)

FOUR PASSING TDS

New Mexico: 4 at UNLV (10/6/2018)

Opponent: 4, Hawai'i, (11/7/2020)

500 YARDS TOTAL OFFENSE

New Mexico: 500 vs. Hawai'i (10/26/2019)

Opponent: 503, Hawai'i, (11/7/2020)

30 FIRST DOWNS

New Mexico: 32, Incarnate Word (9/1/2018)

Opponent: 30, Boise State (11/16/2018)

INTERCEPTED FIVE PASSES

New Mexico: 5 at New Mexico State (9/15/2018)

Opponent: 5, Wyoming (10/28/2017)

100 YARDS IN PENALTIES

New Mexico: 102 vs. Colorado State (10/11/2019)

Opponent: 117, Colorado State (10/11/2019)

NO PENALTIES

New Mexico: Air Force (11/10/2018)

Opponent: Researching

LOST FIVE FUMBLES

New Mexico: 5 vs. Brigham Young (10/25/1984)

Opponent: 5, Air Force (10/25/2007)

FAILED TO GAIN 100 YARDS RUSHING

New Mexico: 83 at Air Force (11/20/2020)

Opponent: 52, Nevada (11/14/2020)

FAILED TO GAIN 100 YARDS PASSING

New Mexico: 92 vs. Wyoming (12/5/2020)

Opponent: 91, Wyoming (12/5/2020)

FAILED TO GAIN 200 YARDS TOTAL OFFENSE

New Mexico: 83 vs. Wyoming (11/24/2018)

Opponent: 166, UNLV (10/6/2018)

RECORDED A SAFETY

New Mexico: Jermaine Conyers tackled Utah State's Derrick Thompson in the end zone after a fumbled handoff (10/27/2018)

Opponent: Team safety, TCU (11/28/2009)

NO PUNTS

New Mexico: vs. Colorado State (11/16/2013)

Opponent: Air Force (11/23/2015)


SCORED TDS ON OFFENSE, DEFENSE AND SPECIAL TEAMS

New Mexico: vs. ULM (10/22/2016)


Opponent: Utah (2010)

TOP MARKS BY UNM OPPONENTS VS. LOBOS

INDIVIDUAL	TEAM	INDIVIDUAL	TEAM
First Downs	40, Boise State (11/14/2015)	INTs	3, Gerald Campbell, UTEP (1950)
Rushing Att.	47, Steve Bartalo, CSU (1985)		3, Gene Franz, BYU (1962)
	82, Air Force (1987)		3, Derwin Gray, BYU (1990)
Rushing Yards	325, Andre Davis, TCU (1994)		7, UTEP (1950)
	646, Air Force (1987)		7, West Texas (1950)
Long TD	94, Alvester Alexander, Wyoming (2010)		7, Arizona (1953)
Rushing TDs	6, Kapri Bibbs, Colorado State (2013)	Rec. Yards	281, Thomas Sperbeck, Boise State (11/14/2015)
	10, Air Force (1987)	Receptions	22, Jay Miller, BYU (1973)
Pass Att.	75, Brett Rypien, Boise State (11/14/2015)	TD Rec.	4, Kirk Pendleton, BYU (1983)
	75, Boise State (11/14/2015)		4, Roger Garidel, Utah (1971)
Pass Comp.	47, Chase Holbrook, New Mexico St. (2007)	INT Return	100, Larry Durham, UTEP (1962)
	47, New Mexico St. (2007)	Field Goals	5, Hawai'i (1981)
Passing Yards	585, Robbie Bosco, BYU (1985)		5, Washington St. (2003)
	585, BYU (1985)	Long FG	56, Owen Pochman, BYU (2000)
Long Pass	98, Jack Steptoe from Dan Hagemann, Utah (1976)	Punts	13, Lonnie Crittenden, UTEP (1962)
Total Plays	84, Brad Smith, Missouri (2005)		13, UTEP (1962)
	105, Missouri (2005)		13, UTEP (1983)
Total Off.	592, Robbie Bosco, BYU (1985)	Long Punt	89, Jeff Babcock, Colorado St. (2004)
	822, Fresno State (2013)	Punt Return	95, Morris Owens, Arizona St. (1972)
TD Passes	7, Derek Carr, Fresno State (2013)	KO Return	100, Cedric Johnson, UTEP (1996)
	7, Fresno State (2013)		100, Ivory McCann, Texas Tech (2001)
	7, UTEP (1967)		100, Mike Edwards, Hawai'i (10/13/2012)



Game 1: 10/24/2020
Fort Collins, Colo.
Att: 0



21 **Game 2: 10/31/2020**
38 **San Jose, Calif.**
Att: 0

FORT COLLINS, Colo. — The season opener between The University of New Mexico and Colorado State, scheduled to be played at CSU's Canvas Stadium, was canceled due to the COVID numbers in Bernalillo County, where UNM's campus is located. The game was declared a no-contest by the Mountain West.

The game was not canceled due to any COVID-related concerns within UNM's program or Colorado State's program.

CANCELED

SAN JOSE, Calif. — New Mexico was down three starters in the defensive backfield and San José State was able to take advantage, scoring on four long passes as the Spartans were able to hold off the Lobos 38-21 and spoil the head coaching debut of Danny Gonzales. San José State scored the final 17 points of the game after UNM tied it at 21-11 in the third quarter.

While UNM allowed a few long scoring plays, the trademarks of a defense from years back was there. UNM laid plenty of hard hits, had a key first quarter fourth down stop and they allowed just 98 yards on the ground. The issue was Nick Starkel, who two schools ago was at Texas A&M when the Aggies defeated UNM in 2017. He was brilliant against UNM, going 34-for-47 for 467 yards and five touchdowns.

Down 21-14 at the break, UNM's defense held firm on the opening drive of the second half, and the Lobos were able to drive and tie the game. Bobby Cole had a long 19-yard gain on a third-and-1 at midfield to keep the drive alive, and it sure looked like Jordan Kress scored on a five-yard run extending the ball over the pylon. Amazingly in a game with nine replay reviews, that wasn't one of them, but it was no matter as Tuioti scored on the next play diving over from a half-yard out. Ironically that score stood after another lengthy review.

San José State answered and took the lead for good with a 35-yard field goal on the next drive, and both teams traded punts afterwards. However with just four seconds left in the quarter, SJSU went for a home run and hit it when Bailey Gaither, who had 10 catches and 208 yards on the evening, got past everyone for a 69-yard backbreaking touchdown.

"I think after we tied it we took a bad penalty that gave them a free 15 yards and then they got that long touchdown right at the break, and that took the wind out of us a little bit, and we have to respond better," said Gonzales after the game. "We have to get tougher and meaner, but that will come."

SJSU iced the game in the fourth quarter, converting on fourth-and-goal from the one with a rollout pass that accounted for the final score. UNM did drive inside the 25 in the final minute but Tuioti's pass to Erickson was incomplete on fourth down.

The Spartans led 21-14 at the break, but UNM never backed down. After a highlight-reel catch from Tre Walker for a late first quarter touchdown that was aided by a huge penalty on a punt that gave SJSU a first down, UNM trailed 7-0 at the quarter.

After the Spartans made it 14-0, Tuioti and the Lobo offense came alive. UNM got on the board as Tuioti found an open Cedric Patterson III behind the defense for a 39-yard touchdown pass. That play capped a picture-perfect four-play, 84-yard drive, all through the air. Then after an amazing toe-tapping touchdown by Walker for his second touchdown, Tuioti led another drive. He found Andrew Erickson for a 46-yard catch inside the red zone, and then UNM ended up with fourth down at the Spartan four-yard line. Danny Gonzales opted to go for it, and Tuioti was able to scramble and find Erickson again, this time for a score to make it 21-14 at the half.

Box Score (Final)
The Automated ScoreBook
New Mexico vs San Jose State (Oct 31, 2020 at San Jose, CA)

Score by Quarters	1	2	3	4	Total
New Mexico	0	14	7	0	21
San Jose State	7	14	10	7	38

Qtr Time Scoring play

1st 00:31 SJSU - WALKER, Tre 37 yd pass from STARKEL, Nick (MERCURIO, Matt kick), 14-84 5:01
 2nd 10:36 SJSU - HAMILTON, Isala 43 yd pass from STARKEL, Nick (MERCURIO, Matt kick), 8-84 3:16
 09:33 NM - PATTERSON III Cedric 39 yd pass from TUIOTI, Tevaka (STEINKAMP, George kick), 4-84 0:59
 06:10 SJSU - WALKER, Tre 26 yd pass from STARKEL, Nick (MERCURIO, Matt kick), 9-75 3:23
 02:06 NM - ERICKSON, Andrew 4 yd pass from TUIOTI, Tevaka (STEINKAMP, George kick), 9-75 4:03
 10:55 NM - TUIOTI, Tevaka 1 yd run (STEINKAMP, George kick), 8-71 3:02
 3rd 08:00 SJSU - MERCURIO, Matt 35 yd field goal, 9-46 2:46
 00:00 SJSU - GAITHER, Bailey 69 yd pass from STARKEL, Nick (MERCURIO, Matt kick), 1-69 0:04
 4th 09:39 SJSU - OLSON, Sam 1 yd pass from STARKEL, Nick (MERCURIO, Matt kick), 8-76 3:50

	NM	SJSU
FIRST DOWNS	23	23
RUSHES-YARDS (NET)	40-149	28-98
PASSING YDS (NET)	294	481
Passes Att-Comp-Int	35-20-1	49-35-0
TOTAL OFFENSE PLAYS-YARDS	75-443	77-579
Fumble Returns-Yards	0-0	0-0
Punt Returns-Yards	0-0	1-0
Kickoff Returns-Yards	5-78	2-49
Interception Returns-Yards	0-0	1-0
Punts (Number-Avg)	6-44.8	5-42.0
Fumbles-Lost	1-0	0-0
Penalties-Yards	4-40	9-65
Possession Time	28:26	31:34
Third-Down Conversions	4 of 14	8 of 17
Fourth-Down Conversions	1 of 3	1 of 2
Red-Zone Scores-Chances	2-2	2-2
Sacks By: Number-Yards	1-5	3-24

RUSHING: New Mexico-TUIOTI, Tevaka 14-69; COLE, Bobby 8-40; VIGILANT, Daevon 5-19; KRESS, Jordan 2-9; CARROLL, Bryson 8-8; LOGAN-GREENE, Eman. 3-4. San Jose State-HOLINESS, Isala 9-31; NEVENS, Tyler 7-24; ROBINSON, Kairae 5-15; GARRETT, Shamar 2-14; NASH, Nick 2-11; HAMILTON, Isala 1-9; TEAM 1-minus 1; STARKEL, Nick 1-minus 5.

PASSING: New Mexico-TUIOTI, Tevaka 20-35-1-294. San Jose State-STARKEL, Nick 34-47-0-467; NASH, Nick 1-2-0-14.

RECEIVING: New Mexico-LOGAN-GREENE, Eman. 6-47; ERICKSON, Andrew 3-72; CARROLL, Bryson 3-40; KRESS, Jordan 3-27; WILLIAMS, Marcus 2-41; JARVIS, Kyle 2-28; PATTERSON III Cedric 1-39. San Jose State-GAITHER, Bailey 10-208; WALKER, Tre 9-107; HOLINESS, Isala 3-21; BRADDOCK, Jermal 3-18; HAMILTON, Isala 2-50; GARRETT, Shamar 2-27; DEESE, JR, Derr 2-20; ROBINSON, Kairae 2-15; HUMPHREYS, Billy 1-14; OLSON, Sam 1-1.

INTERCEPTIONS: New Mexico-None. San Jose State-JENKINS, Tre 1-0.

FUMBLES: New Mexico-CARROLL, Bryson 1-0. San Jose State-None.

New Mexico (0-1,0-1) vs. San Jose State (2-0,2-0)

Date: Oct 31, 2020 • Site: San Jose, CA • Stadium: CEFCU Stadium
 Attendance:

Kickoff time: 4:11 pm • End of Game: 7:52 pm • Total elapsed time: 3:41
 Officials: Referee: Mike Cuttone; Umpire: Mark Warner; Linesman: Justin Gragg;
 Line judge: Carlos Owens; Back judge: M. Aaronian; Field judge: Michael Defee;
 Side judge: T. Castiberry; Center judge: Ian Malepeal;
 Temperature: 78F • Wind: NW 7mph • Weather: Sunny and clear.



33 Game 3: 11/7/2020
Honolulu, Haw.
39 Att: 0

HONOLULU, Haw. --- New Mexico couldn't quite seal the deal, as Hawai'i used a 33-for-43, 410-yard, four touchdown performance by quarterback Chevan Cordeiro, highlighted by a few improbable and ridiculous catches to edge out New Mexico 39-33 at Aloha Stadium. It marked the first time in the last five tries that the Rainbow Warriors defeated New Mexico in the islands.

The loss extended UNM's losing streak to 11 dating back to last season, and it was UNM's 17th straight conference loss and 17th straight road loss. UNM is 0-2 on the season while Hawai'i is 2-1.

UNM bolted out of the gate on its opening drive, with Taveka Tuioti leading the way completing all three of his passes, the last a 59-yard catch to Jordan Kress. Hawai'i answered going right down the field and it looked like it might be one of those late-night shootouts as Cordeiro run one in to tie the game at 7-7.

The Lobos scored on each of its first four drives. Up 7-7, UNM drove 61 yards but stalled at the 9-yard line, and George Steinkamp, the Los Alamos native that was playing in his second-ever football game at any level, hit a 27-yard field goal, the first of four on the night.

Jerrick Reed II picked off Cordeiro and UNM scored one play later on another Tuioti to Kress connection, this from 29 yards, and then Steinkamp hit from 49 yards in the second quarter and UNM led 20-7. However, the same bugaboo that hurt UNM last week reared its ugly head again as Hawai'i hit on a long touchdown pass to make it 20-14. Hawai'i nearly got scored right before the half but Reed got his second pick of the night and UNM led 20-14 at the break.

The Rainbow Warriors then hit back-to-back long TD passes of 42 and 40 yards to give themselves a 28-20 lead. UNM responded in kind with a 76-yard drive that was capped by a 26-yard run by true freshman Nathaniel Jones to make it 28-27, and that was the score at the break.

UNM took the lead with a 24-yard field goal to make it 30-28, but Hawai'i got a 64-yard touchdown on a weaving catch and run by Calvin Turner, and then Jared Smart somehow leapt and made a ridiculous catch for a two-pointer and a 36-30 lead. After a field goal made it 39-30, Tuioti took over and drove UNM to midfield on a 23-yard scramble, but as he went down, he was hit on a helmet-to-helmet hit that knocked him out of the game.

Trae Hall entered and threw an interception, UNM's only turnover of the game. UNM got the ball back and Hall led UNM to a fourth Steinkamp field goal to make it 39-33, and then the Lobos had a chance at Donovan Murphree's onside kick, but Hawai'i came out with the ball and took knees to end the game.

UNM picked up 499 yards of offense and Hawai'i had 503. Tuioti had 181 yards passing before his injury, and Nathaniel Jones and Bobby Cole were a durable 1-2 punch with 96 yards each on the ground.

Box Score (Final)
The Automated ScoreBook
New Mexico vs Hawai'i (Nov 07, 2020 at Honolulu, HI)

Score by Quarters	1	2	3	4	Total
New Mexico	17	3	7	6	33
Hawai'i	7	7	14	11	39

Qtr Time Scoring play

1st	14:19	NM - KRESS, Jordan 52 yd pass from TUIOTI, Taveka (STEINKAMP, George kick), 3-65 0:41
	10:21	UH - CORDEIRO, C. 5 yd run (SHIPLEY, M. kick), 12-67 3:55
	05:34	NM - STEINKAMP, George 27 yd field goal, 10-61 4:39
	04:10	NM - KRESS, Jordan 29 yd pass from TUIOTI, Taveka (STEINKAMP, George kick), 1-29 0:07
2nd	14:50	NM - STEINKAMP, George 49 yd field goal, 6-46 2:25
	03:55	UH - MARDNER, Nick 42 yd pass from CORDEIRO, C. (SHIPLEY, M. kick), 11-89 4:23
3rd	13:05	UH - BOWENS, Zion 42 yd pass from CORDEIRO, C. (SHIPLEY, M. kick), 5-75 1:55
	11:55	UH - BOWENS, Zion 40 yd pass from CORDEIRO, C. (SHIPLEY, M. kick), 2-40 0:13
	09:33	NM - JONES, Nathaniel 26 yd run (STEINKAMP, George kick), 7-76 2:17
4th	13:31	NM - STEINKAMP, George 24 yd field goal, 10-44 4:17
	12:19	UH - TURNER, Calvin 64 yd pass from CORDEIRO, C. (SMART, Jared pass from CORDEIRO, C.), 3-75
	06:33	UH - SHIPLEY, M. 41 yd field goal, 9-55 3:20
	01:21	NM - STEINKAMP, George 42 yd field goal, 7-31 1:41

	NM	UH
FIRST DOWNS	24	23
RUSHES-YARDS (NET)	38-279	28-93
PASSING YDS (NET)	220	410
Passes Att-Comp-Int	37-19-1	44-33-2
TOTAL OFFENSE PLAYS-YARDS	75-499	72-503
Fumble Returns-Yards	0-0	0-0
Punt Returns-Yards	2-8	1-9
Kickoff Returns-Yards	5-97	4-78
Interception Returns-Yards	2-28	1-0
Punts (Number-Avg)	4-45.8	4-42.8
Fumbles-Lost	1-0	1-1
Penalties-Yards	7-57	3-30
Possession Time	32:22	27:38
Third-Down Conversions	5 of 15	5 of 13
Fourth-Down Conversions	1 of 1	1 of 1
Red-Zone Scores-Chances	2-2	1-1
Sacks By: Number-Yards	1-9	2-8

RUSHING: New Mexico-JONES, Nathaniel 13-96; COLE, Bobby 14-96; TUIOTI, Taveka 5-71; CARROLL, Bryson 2-10; LOGAN-GREENE, Eman. 1-8; VIGILANT, Daevon 1-6; HALL, Trae 2-minus 8. Hawai'i-CORDEIRO, C. 10-39; HUNTER, Dae Dae 8-29; REED, Miles 5-27; STOVALL, M. 1-2; TURNER, Calvin 1-2; Team 3-minus 6.

PASSING: New Mexico-TUIOTI, Taveka 17-31-0-181; HALL, Trae 2-6-1-39. Hawai'i-CORDEIRO, C. 33-43-2-410; TURNER, Calvin 0-1-0-0.

RECEIVING: New Mexico-LOGAN-GREENE, Eman. 7-52; KRESS, Jordan 3-93; CARROLL, Bryson 3-34; VIGILANT, Daevon 3-9; ERICKSON, Andrew 2-27; PATTERSON III CEDRIC 1-5; HAWAII-MARDNER, Nick 6-147; SMART, Jared 6-40; HUNTER, Dae Dae 5-29; BUSSEY, Rico 5-29; STOVALL, M. 4-10; BOWENS, Zion 2-82; TURNER, Calvin 2-64; REED, Miles 2-5; VICTOR, Lincoln 1-4.

INTERCEPTIONS: New Mexico-REED II, Jerrick 2-28. Hawai'i-FRAZIER, Q. 1-0.

FUMBLES: New Mexico-CARROLL, Bryson 1-0. Hawai'i-STOVALL, M. 1-1.

New Mexico (0-2,0-2) vs. Hawai'i (2-1,2-1)

Date: Nov 07, 2020 • Site: Honolulu, HI • Stadium: Aloha Stadium
Attendance:

Kickoff time: 6:07 PM • End of Game: 9:29 PM • Total elapsed time: 3:22



27 Game 4: 11/14/2020
Las Vegas, Nev.
20 Att: 250

SAN JOSE, Calif. --- When New Mexico was down 27-20 with just 2:34 to go, head coach Danny Gonzales already knew that UNM was going for two and the win with a touchdown. UNM fell 24 yards short.

The Lobos gave everything undefeated Nevada could handle, and UNM drove to the Nevada 24 before failing on a fourth down try in the waning moments, allowing Nevada to escape with a 27-20 victory that continued UNM's trend of improved play and hard-hitting. Now, UNM just needs a result.

UNM led for a good part of the game, opening the game with strong defense that befuddled Mountain West Player of the Year candidate quarterback Carson Strong. The Nevada signal caller eventually threw for 336 yards on 24-of-38 passing, but he had issues throughout the night as UNM came at him with an odd 2-4-5 scheme.

It was UNM that opened the scoring after Joey Noble sacked Strong on a fourth-and-six play. UNM drove down the field with Trae Hall calling the shots, getting his second career start after an injury to regular starter Tekava Tuioti. Taking over at its own 43, Hall and Bobby Cole combined to rush the ball all the way to the Wolf Pack 16-yard line. It looked like UNM was running the ball again as Hall handed the ball off to Bryson Carroll, but Carroll stopped and threw back to Hall, who had a convoy of blockers and scored on the reception.

UNM then dipped into the bag of tricks again with an onside kick that Syaire Riley recovered and that led to George Steinkamp's 26-yard field goal in the second quarter, making it 10-0. Nevada got a field goal in response, and then Hall was picked off and Nevada threw a home run ball, Strong to Romeo Doubs from 33 yards out to tie the game. It was the first of three TDs for Doubs.

UNM took the lead just before the half when Steinkamp added a 48-yard field goal after Jerrick Reed II intercepted Strong for his third of the season. The pick was the first thrown by Strong in 299 passes, just missing the Mountain West record by seven passes.

Nevada took deep shots throughout much of the game, and after tying it at 13-13 on the first drive of the half, Doubs reeled in a 61-yard touchdown. Hall then led UNM right down the field, but a curious sequence eventually put the ball back in Nevada's hands. Needing 19 yards to convert a third down, Hall hit Emmanuel Logan-Greene for what looked to be a first down, but the ball somehow was spotted two yards short, and then a replay review moved the ball up, but still short. Hall then couldn't handle a high snap on fourth-and-one, and Nevada took over as that play ended the third.

Both teams exchanged punts, and UNM again had a golden opportunity as the Lobos forced a fumble by Doubs on a punt, but UNM couldn't reel the ball in and Nevada cashed in with a 59-yard pass and a 27-13 lead.

UNM then marched quickly down the field, keyed by a 42-yard haul by Andrew Erickson, and Bobby Cole, who led UNM with 90 yards on the ground, barreled in from a yard out to make it 27-20 with 4:02 to go.

UNM forced a three and out and Logan-Greene returned the punt into Nevada territory and UNM was in position to go for the win. With 2:34 to go, Cole rushed for six and Logan-Greene did the same to give UNM the ball at the Nevada 31. Hall then play-faked and hit Jordan Kress near the 14-yard line but Kress dropped it, and then Hall threw incomplete to make it third and 10. Hall hit Erickson for seven yards to the 24 bringing up fourth down, and UNM looked to have a first down when Hall found Logan-Greene in the flat for what would have been a first down, but he also couldn't catch it cleanly, and UNM was out of downs and time.

Box Score (Final)
The Automated ScoreBook
Nevada vs New Mexico (Nov 14, 2020 at Las Vegas, Nev.)

Score by Quarters	1	2	3	4	Total
Nevada	0	10	10	7	27
New Mexico	7	6	0	7	20

Qtr Time Scoring play

1st	00:08	NM - HALL, Trae 16 yd pass from CARROLL, Bryson (STEINKAMP, George kick), 6-55 2:37
2nd	12:09	NM - STEINKAMP, George 26 yd field goal, 7-44 2:57
	03:41	NEV - TALTON, Brandon 28 yd field goal, 8-38 4:13
	03:21	NEV - DOUBS, Romeo 33 yd pass from STRONG, Carson (TALTON, Brandon kick), 1-33 0:08
	01:04	NM - STEINKAMP, George 48 yd field goal, 5-14 0:59
3rd	10:09	NEV - TALTON, Brandon 34 yd field goal, 11-53 4:44
	04:36	NEV - DOUBS, Romeo 61 yd pass from STRONG, Carson (TALTON, Brandon kick), 4-82 1:24
4th	06:47	NEV - DOUBS, Romeo 59 yd pass from STRONG, Carson (TALTON, Brandon kick), 5-81 2:23
	04:02	NM - COLE, Bobby 1 yd run (STEINKAMP, George kick), 7-61 2:37

	NEV	NM
FIRST DOWNS	19	21
RUSHES-YARDS (NET)	23-52	44-141
PASSING YDS (NET)	340	211
Passes Att-Comp-Int	39-25-1	33-18-1
TOTAL OFFENSE PLAYS-YARDS	62-392	77-352
Fumble Returns-Yards	0-0	0-0
Punt Returns-Yards	3-33	1-14
Kickoff Returns-Yards	3-53	4-83
Interception Returns-Yards	1-0	1-25
Punts (Number-Avg)	4-43.2	6-37.3
Fumbles-Lost	2-0	0-0
Penalties-Yards	7-65	2-30
Possession Time	27:45	32:15
Third-Down Conversions	5 of 12	7 of 17
Fourth-Down Conversions	0 of 1	0 of 2
Red-Zone Scores-Chances	2-2	3-3
Sacks By: Number-Yards	2-10	2-15

RUSHING: Nevada-TAUA, Toa 15-62; LEE, Devonte 4-3; TEAM 1-minus 2; STRONG, Carson 3-minus 11. New Mexico-COLE, Bobby 17-90; HALL, Trae 16-27; JONES, Nathaniel 5-11; ALEXANDER, Chad 2-11; LOGAN-GREENE, Eman. 1-6; WOODEN, Bobby 1-2; CARROLL, Bryson 2-minus 6.

PASSING: Nevada-STRONG, Carson 24-38-1-336; TAUA, Toa 1-1-0-4. New Mexico-HALL, Trae 17-32-1-195; CARROLL, Bryson 1-1-0-16.

RECEIVING: Nevada-TURNER, Cole 6-72; DOUBS, Romeo 5-172; STOVALL, Melquan 5-55; TAUA, Toa 4-16; LOCKHART, Justin 2-16; LEE, Devonte 1-6; JERNAGIN, Isaac 1-4; MORROW, Avery 1-minus 1. New Mexico-LOGAN-GREENE, Eman. 5-56; COLE, Bobby 3-22; KRESS, Jordan 2-50; ERICKSON, Andrew 2-49; CARROLL, Bryson 2-2; HALL, Trae 1-16; JARVIS, Kyle 1-15; WILLIAMS, Marcus 1-2; ALEXANDER, Chad 1-minus 1.

INTERCEPTIONS: Nevada-WILLIAMS, Tyson 1-0. New Mexico-REED II, Jerrick 1-25.

FUMBLES: Nevada-DOUBS, Romeo 1-0; BELL, Jamaal 1-0. New Mexico-None.

Nevada (4-0,4-0) vs. New Mexico (0-3,0-3)
Date: Nov 14, 2020 • Site: Las Vegas, Nev. • Stadium: Sam Boyd Stadium
Attendance: 250

Kickoff time: 3:35 pm • End of Game: 6:50 • Total elapsed time: 3:15
Officials: Referee: M. VanderVelde; Umpire: Robert Richeson; Linesman: John Braun;
Line judge: Kelly Deterding; Back judge: Daniel Young; Field judge: Matt Mills;
Side judge: Fulton Carson; Center judge: Chris Tallent;
Temperature: 66F • Wind: None • Weather: Sunny



0 Game 5: 11/20/2020
28 Colorado Springs, Colo.
 Att: 100

COLORADO SPRINGS, Colo. --- Air Force scored on its first three drives of the game, opening up a 21-0 lead on the way to defeating New Mexico for the ninth straight time at Falcon Stadium, winning 28-0, dropping UNM to 0-4 on the season. The Lobos now head to a Thanksgiving night matchup at Utah State at 5 p.m. in Logan on FS1.

UNM got into Air Force territory nine times including seven straight and all six of the second half, but UNM couldn't capitalize on any of them. Meanwhile, UNM's defense struggled out of the gate, but picked it up after the first three drives forcing four fumbles, recovering three and getting a fourth down stop in the fourth quarter inside the five-yard line.

UNM opened with the ball and moved it well behind sophomore Trae Hall, making his second straight start in place of the injured Tevaka Tuioti. UNM's drive stalled and the Lobos punted, and Air Force went 86 yards in 11 plays, all on the ground to go up 7-0. Haaziq Daniels capped the drive with a 4-yard run.

It stayed at 7-0 after the first quarter, but Brad Roberts scored from five yards and 12 yards out to make it 21-0. UNM was able to drive into Air Force territory three times in the half, but came away empty all three times. First, UNM got a big first down run to the 34 by Bobby Cole, but it was wiped out by a penalty, and UNM ended up punting from the Air Force 43. Down 14-0, UNM drove to the Air Force 34, but Marcus Williams was stripped just as he went to the ground, and the Falcons recovered the football.

To end the half UNM got to the Falcon 33-yard line with two seconds left, but George Steinkamp's 50-yard field goal attempt was blocked by Michael Purcell. It was one of four missed field goals for UNM.

UNM's defense tried everything to keep UNM in the game and give it good field position. Nico Bolden twice forced fumbles that were recovered by Joey Noble and Patrick Peek, and Noble got one as well in the third quarter with Jerrick Reed II recovering, all in Air Force territory, but all led to missed field goals.

In the fourth with Air Force threatening inside the five-yard line, the Lobos stops Daniels on a fourth-and-1 play to get the ball back, and UNM drove into Air Force territory, but whether an ill-time penalty or sack, UNM couldn't ever get on track.

Box Score (Final)
The Automated ScoreBook
New Mexico vs Air Force (Nov 20, 2020 at USAF Academy, CO)

Score by Quarters	1	2	3	4	Total
New Mexico	0	0	0	0	0
Air Force	7	14	0	7	28

Qtr Time Scoring play

1st 05:07 AF - DANIELS, Haaziq 4 yd run (SCHUETTPELZ-ROH kick), 11-86 5:55
 2nd 14:28 AF - ROBERTS, Brad 5 yd run (SCHUETTPELZ-ROH kick), 10-72 4:48
 06:13 AF - ROBERTS, Brad 12 yd run (SCHUETTPELZ-ROH kick), 9-66 5:07
 4th 05:38 AF - ROBERTS, Brad 44 yd run (SCHUETTPELZ-ROH kick), 1-44 0:09

	NM	AF
FIRST DOWNS	19	23
RUSHES-YARDS (NET)	25-83	63-356
PASSING YDS (NET)	221	66
Passes Att-Comp-Int	42-23-1	5-4-0
TOTAL OFFENSE PLAYS-YARDS	67-304	68-422
Fumble Returns-Yards	0-0	0-0
Punt Returns-Yards	0-0	0-0
Kickoff Returns-Yards	1-7	0-0
Interception Returns-Yards	0-0	1-20
Punts (Number-Avg)	4-40.5	2-48.0
Fumbles-Lost	2-1	4-3
Penalties-Yards	8-70	5-42
Possession Time	23:31	36:29
Third-Down Conversions	4 of 13	9 of 13
Fourth-Down Conversions	0 of 1	1 of 2
Red-Zone Scores-Chances	0-3	3-4
Sacks By: Number-Yards	0-0	2-22

RUSHING: New Mexico-JONES, Nathaniel 6-29; COLE, Bobby 6-29; VIGILANT, Daevon 3-15; HALL, Trae 8-13; LOGAN-GREENE, Eman. 1-4; TEAM 1-minus 7. Air Force-ROBERTS, Brad 28-177; MURLA, Matthew 7-64; DANIELS, Haaziq 12-55; STONER, Joshua 6-16; DAVIS, Micah 1-13; GROSS, Bo 3-9; MCNEALE, CJ 1-8; LEWIS, Brandon 1-8; GIDREY, Jordan 2-5; BRYAN, Warren 2-1.

PASSING: New Mexico-HALL, Trae 23-42-1-221. Air Force-DANIELS, Haaziq 4-5-0-66.


RECEIVING: New Mexico-KRESS, Jordan 4-54; ERICKSON, Andrew 4-47; ALEXANDER, Chad 4-11; LOGAN-GREENE, Eman. 3-64; WILLIAMS, Marcus 3-16; WOODEN, Bobby 2-11; PATTERSON III Cedric 2-6; UMEH, Anselm 1-12. Air Force-PATTERSON, Kyle 2-34; LEWIS, Brandon 2-32.

INTERCEPTIONS: New Mexico-None. Air Force-TAYLOR, Corvan 1-20.

FUMBLES: New Mexico-WILLIAMS, Marcus 1-1; TEAM 1-0. Air Force-DANIELS, Haaziq 2-1; STONER, Joshua 1-1; MURLA, Matthew 1-1.

New Mexico (0-4,0-4) vs. Air Force (2-2,1-2)
 Date: Nov 20, 2020 • Site: USAF Academy, CO • Stadium: Falcon Stadium
 Attendance: 100

Kickoff time: 7:40 PM • End of Game: 10:45 PM • Total elapsed time: 3:05
 Officials: Referee: C. Watson; Umpire: Rod Tucker; Linesman: Matt Burks;
 Line judge: John Kilmer; Back judge: David Baldwin; Field judge: John Wisniewski;
 Side judge: Joseph Martinez; Center judge: Chris Booker;
 Temperature: 37 • Wind: S 6 • Weather: Mostly Cloudy



27 Game 6: 11/26/2020
41 Logan, Utah
 Att: 198

LOGAN, Utah --- UNM nearly had a comeback for the ages but Utah State thwarted UNM's comeback attempt with a late touchdown and the Aggies won 41-27 in a Thanksgiving night battle 41-27 at Maverik Stadium in Logan, Utah. The Lobos now return to Las Vegas to play its final two games of the season, starting next Saturday against Wyoming.

New Mexico was down 34-27 after back-to-back touchdowns wrapped around the third quarter break and had Utah State in 3rd-and-5 at the Aggie 38, but Andrew Peasley somehow wriggled out of a sack and then raced for a back-breaking 62-yard touchdown with 4:03 to go to make it 41-27.

Down 34-13, New Mexico got back in the game with a trick play as Bryson Carroll hit Andrew Erickson for a 28-yard touchdown on a halfback option. 6-play, 65-yard drive that saw Trae Hall rush for 16 but take a punishing hit. Hall had to leave the game, giving way to fourth-string quarterback and walk-on Connor Genal. Genal's first two drives only gained one first down, but his third was UNM's second long touchdown drive of the game. He completed his first two career passes to open the drive including a dime-dropped 24-yarder to Marcus Williams. Bryson Carroll had a big run for 37 ayds and then Genal took a targeting hit that earned another first down.

UNM capped it off with Bobby Cole's second touchdown of the game and with 7:08 to go, UNM was just one score away from tying the game or winning. UNM then forced Utah State into a passing situation at third-and-five and brought a blitz, but Peasley wiggled out of a sack, went right around the edge for the score that put USU in the driver's seat. Forced to hurry, UNM drove to the Utah State 40 but Genal was intercepted at the 12-yard line with just over a minute left.

UNM had a 13-7 lead, scoring the only touchdown of the first half on a long 13-play, 89-yard drive in the second quarter. Trae Hall was masterful, rushing the ball, reading the defense and hitting targets in the passing game. Hall looked to have scored on a 12-yard run, but after getting ruled down at the 1-yard line, Bobby Cole bulled over to give UNM a 10-6 lead. UNM made it 13-6 at the end of the half with a Donovan Murphree 31-yard field goal, his second of the game.

That field goal came after Utah State looked to have gone ahead as Peasley dove to the pylon, but Brandon Shook hit his arm as he extended and Peasley fumbled the ball through the side of the end zone for a touchback. Hall then led a long drive that culminated in the field goal just before the half.

However, a huge third quarter saw the Aggies score four times, once on defense, and that spelled doom for UNM. Utah State tied it up on its first drive of the half on a 36-yard touchdown pass and then took the lead on a 26-yard pass. Disaster then struck on UNM's next two drives. Tyson Dyer had a punt blocked, and USU turned that into a touchdown, and then Hall was sacked and lost the ball, and Kina Maile, who blocked the earlier punt, scooped and scored to make it 34-13 Utah State.

Hall then led UNM down the field, with UNM scoring when Bryson Carroll took a handoff and then threw to Andrew Erickson for a 28-yard touchdown pass to cut the lead to 34-20 late in the third.

Box Score (Final)
The Automated ScoreBook
New Mexico vs Utah State (Nov 26, 2020 at Logan, Utah)

Score by Quarters	1	2	3	4	Total
New Mexico	3	10	7	7	27
Utah State	3	3	28	7	41

Qtr Time Scoring play

1st 06:54 USU - COLES, Connor 27 yd field goal, 12-61 6:41
 00:39 NM - MURPHREE, Donovan 39 yd field goal, 15-55 6:10
 2nd 13:54 USU - COLES, Connor 44 yd field goal, 7-50 1:42
 08:10 NM - COLE, Bobby 1 yd run (MURPHREE, Donovan kick), 13-89 5:38
 00:03 NM - MURPHREE, Donovan 31 yd field goal, 9-66 2:21
 3rd 12:20 USU - MCGRIFF, Justin 36 yd pass from PEASLEY, Andrew (COLES, Connor kick), 5-61 2:34
 08:52 USU - SCARVER, Savon 26 yd pass from PEASLEY, Andrew (COLES, Connor kick), 4-69 1:35
 06:54 USU - TERRELL, Carson 25 yd pass from PEASLEY, Andrew (COLES, Connor kick), 3-41 1:14
 05:17 USU - MAILE, Kina 16 yd fumble recovery (COLES, Connor kick)
 02:50 NM - ERICKSON, Andrew 28 yd pass from CARROLL, Bryson (MURPHREE, Donovan kick), 6-65 2:27
 4th 07:08 NM - COLE, Bobby 1 yd run (MURPHREE, Donovan kick), 9-87 3:31
 04:03 USU - PEASLEY, Andrew 62 yd run (COLES, Connor kick), 5-77 2:58

	NM	USU
FIRST DOWNS	25	22
RUSHES-YARDS (NET)	44-196	38-209
PASSING YDS (NET)	152	243
Passes Att-Comp-Int	32-17-1	22-15-0
TOTAL OFFENSE PLAYS-YARDS	76-348	60-452
Fumble Returns-Yards	0-0	1-16
Punt Returns-Yards	1-1	2-13
Kickoff Returns-Yards	6-93	4-57
Interception Returns-Yards	0-0	1-0
Punts (Number-Avg)	5-36.4	2-42.5
Fumbles-Lost	3-1	3-2
Penalties-Yards	7-70	9-75
Possession Time	31:05	28:55
Third-Down Conversions	9 of 17	6 of 12
Fourth-Down Conversions	0 of 0	1 of 1
Red-Zone Scores-Chances	3-3	1-2
Sacks By: Number-Yards	1-2	4-29

RUSHING: New Mexico-HALL, Trae 13-70; CARROLL, Bryson 5-62; VIGILANT, Daevon 6-25; COLE, Bobby 12-24; JONES, Nathaniel 6-19; GENAL, Connor 1-4; LOGAN-GREENE, Eman. 1-minus 8. Utah State-PEASLEY, Andrew 11-118; HENRY-COLE, D. 10-53; NOA, Eleyon 8-20; MAKAKONA, P. 2-18; GENTRY, John 2-3; SCARVER, Savon 1-1; TEAM 4-minus 4.

PASSING: New Mexico-HALL, Trae 11-21-0-63; GENAL, Connor 5-10-1-61; CARROLL, Bryson 1-1-0-28. Utah State-PEASLEY, Andrew 14-21-0-239; GENTRY, John 1-1-0-4.

RECEIVING: New Mexico-ERICKSON, Andrew 5-55; WILLIAMS, Marcus 3-43; PATTERSON III Cedric 3-37; LOGAN-GREENE, Eman. 2-3; VIGILANT, Daevon 2-2; UMEH, Anselm 1-9; CARROLL, Bryson 1-3. Utah State-MCGRIFF, Justin 4-99; WRIGHT, Derek 4-70; SCARVER, Savon 2-32; HENRY-COLE, D. 2-7; TERRELL, Carson 1-25; COMPTON, Taylor 1-8; HADNOT, Quinton 1-2.

INTERCEPTIONS: New Mexico-None. Utah State-MARION, Luke 1-0.

FUMBLES: New Mexico-HALL, Trae 3-1. Utah State-PEASLEY, Andrew 1-1; MCGRIFF, Justin 1-1; WRIGHT, Derek 1-0.

New Mexico (0-5,0-5) vs. Utah State (1-4,1-4)
 Date: Nov 26, 2020 • Site: Logan, Utah • Stadium: Maverik Stadium
 Attendance: 198



16
17

Game 7: 12/5/2020
Las Vegas, Nev.
Att: 250

LAS VEGAS, Nev. --- The University of New Mexico got big play after big play on defense, and when the squad needed a big play on offense, a true freshman walk-on quarterback from Rio Rancho High School Isaiah Chavez threw the winning touchdown pass with 6:22 to go as New Mexico picked up its first win of the season, and the first for head coach Danny Gonzales with a 17-16 win over Wyoming.

The loss ended a 14-game losing streak, and UNM did it in the face of long odds. Down its three scholarship quarterbacks, UNM turned the game to redshirt freshman walk-on quarterback Connor Genal, who led UNM to 10 points in the opening half. Seven of those came on the legs of true freshman Nathaniel Jones, who scampered 21 yards untouched through a gaping hole that was set up by blocks from Teton Saltes and Isaac Gutierrez and a key kickout block from tight end Marcus Williams. Wyoming took a 10-7 lead on a 58-yard run from Trey Smith, but Genal got UNM into field goal range and Donovan Murphree hit a 40-yard field goal for a 10-10 tie.

That kick was set up on a screen pass to Bobby Cole, but on it Genal went down awkwardly on his left wrist, and that ended his night.

Wyoming took a 13-10 lead into the break on a second short field goal from John Hoyland, this from 26 yards, but those field goal for Wyoming were a sign of UNM's defense stepping up. The Cowboys got into the red zone twice in the first half, including on their opening drive when the Cowboys recovered a fumble and returned it to the 15-yard line. Wyoming could get just three yards on the drive.

Chavez, the last man standing in the quarterback room, nearly got UNM into field goal range at the end of the half, and then late in the third he did, driving UNM from the Lobo 22 to a fourth-and-a-long-one at the Wyoming 6-yard line. UNM went for it and Cole was stopped inches short, turning the ball over on downs.

Wyoming went to work and drove 86 yards in nine plays, but they again couldn't get through UNM's red zone defense, failing three times from the 8-yard line. Hoyland's third field goal made it 16-10 with 13:08 left.

Both teams traded punts and UNM caught a break when Emmanuel Logan-Greene, who had a 72-yard kickoff return earlier in the half fumbled a fair catch, but Patrick Peek alertly recovered for UNM. Setting up shop at the Wyoming 47, Cole ran for three yards and then found daylight on a seam route. Chavez hit him in stride for a 44-yard touchdown to tie the game, and Murphree's extra point gave UNM the lead at 17-16. From there the defense took over.

After a kickoff return to midfield, Wyoming converted a fourth-down with its third-string quarterback in the game as Gavin Beerup raced to the Lobo 7-yard line after a 38-yard run. Smith rushed to the four and on second down, Brandon Shook hit him behind the line of scrimmage, and popped the ball loose. Jake Saltonstall recovered at the 5-yard line with 3:10 left.

UNM couldn't get a first down and after a punt, Wyoming was nearly in field goal range to start its final drive with 1:38 left, starting at the Lobo 43-yard line. Beerup however twice short-hopped receivers, and then on a deep ball Donté Martin was able to knock a ball away at the 10-yard line. On fourth-and-10, Beerup was chased out of the pocket and threw across his body, but Shook picked him off, and UNM was able to run out the clock.

Box Score (Final)
The Automated ScoreBook
Wyoming vs New Mexico (Dec 05, 2020 at Las Vegas, Nev.)

Score by Quarters	1	2	3	4	Total
Wyoming	3	10	0	3	16
New Mexico	0	10	0	7	17

Qtr	Time	Scoring play
1st	11:42	WYO - HOYLAND, John 29 yd field goal, 4-3 0:55
2nd	14:53	NM - JONES, Nathaniel 21 yd run (MURPHREE, Donovan kick), 9-59 4:39
	08:56	WYO - SMITH, Trey 58 yd run (HOYLAND, John kick), 2-74 0:58
	06:11	NM - MURPHREE, Donovan 40 yd field goal, 5-2 2:35
	02:31	WYO - HOYLAND, John 26 yd field goal, 8-68 3:32
4th	13:08	WYO - HOYLAND, John 25 yd field goal, 9-86 3:28
	06:22	NM - COLE, Bobby 44 yd pass from CHAVEZ, Isaiah (MURPHREE, Donovan kick), 2-47 0:54

	WYO	NM
FIRST DOWNS	12	16
RUSHES-YARDS (NET)	38-283	50-223
PASSING YDS (NET)	91	92
Passes Att-Comp-Int	17-5-2	18-11-1
TOTAL OFFENSE PLAYS-YARDS	55-374	68-315
Fumble Returns-Yards	1-28	0-0
Punt Returns-Yards	0-0	1-0
Kickoff Returns-Yards	4-107	4-136
Interception Returns-Yards	1-0	2-5
Punts (Number-Avg)	4-35.0	6-37.7
Fumbles-Lost	1-1	2-1
Penalties-Yards	2-20	5-50
Possession Time	25:28	34:32
Third-Down Conversions	1 of 11	5 of 15
Fourth-Down Conversions	1 of 3	0 of 1
Red-Zone Scores-Chances	3-4	0-1
Sacks By: Number-Yards	0-0	1-6

RUSHING: Wyoming-SMITH, Trey 24-154; NEYOR, Isaiah 1-58; BERRUP, Gavin 1-38; WILLIAMS, Levi 9-29; CHRISTENSEN, Parker 1-5; MCNEELY, Dawalan 1-1; TEAM 1-minus 2. New Mexico-COLE, Bobby 22-131; JONES, Nathaniel 11-55; CARROLL, Bryson 5-23; CHAVEZ, Isaiah 7-16; WOODEN, Bobby 3-10; TEAM 2-minus 12.

PASSING: Wyoming-WILLIAMS, Levi 4-12-1-73; BERRUP, Gavin 1-5-1-18. New Mexico-CHAVEZ, Isaiah 5-10-0-55; GENAL, Connor 6-8-1-37.

RECEIVING: Wyoming-WELCH, Treyton 2-16; NEYOR, Isaiah 1-54; EBERHARDT, Ayden 1-18; CROW, Dontae 1-3. New Mexico-WOODEN, Bobby 5-16; COLE, Bobby 2-53; WILLIAMS, Marcus 2-12; ERICKSON, Andrew 1-14; ERICKSON, Austin 1-minus 3.

INTERCEPTIONS: Wyoming-COLDON, C.J. 1-0. New Mexico-REED II, Jerrick 1-5; SHOOK, Brandon 1-0.

FUMBLES: Wyoming-SMITH, Trey 1-1. New Mexico-LOGAN-GREENE, Eman. 1-0; COLE, Bobby 1-1.

Wyoming (2-3,2-3) vs. New Mexico (1-5,1-5)
Date: Dec 05, 2020 • Site: Las Vegas, Nev. • Stadium: Sam Boyd Stadium
Attendance: 250

Kickoff time: 7:30 pm • End of Game: 10:49 pm • Total elapsed time: 3:19
Officials: Referee: Christian Watson; Umpire: John Schindler; Linesman: Jeff Hutcheon;
Line judge: David Young; Back judge: Robert Lynn; Field judge: Brendon Barnes;
Side judge: Danny Hoeft; Center judge: Abram Anaya;
Temperature: 45F • Wind: SW 5 MPH • Weather: Clear



39
49

Game 8: 12/12/2020
Las Vegas, Nev.
Att: 250

LAS VEGAS, Nev. --- The legend of Isaiah Chavez grew larger on Saturday night, as the walk-on true freshman from Rio Rancho High School, the 2019 New Mexico Gatorade Player of the Year, threw for one touchdown, ran for another and led UNM to a touchdown on every meaningful drive in the second half as New Mexico defeated Fresno State 49-39, its first win over the Bulldogs since 1994. The win means UNM's season ends on a two-game winning streak as UNM finished 2-5 while Fresno State finished 3-3.

Chavez was 14-for-18 passing for 196 yards and a touchdown, and he added 95 yards rushing and a touchdown on 15 carries to win what is believed to be the first start in school history by a true freshman walk-on quarterback. He also for the second straight week led UNM to a fourth quarter comeback. UNM's defense was tough all night, registering eight sacks of Jake Hoener, its most in 15 years.

Down 24-21 at the break, Fresno State took the opening drive of the second half and drove 70 yards in 16 plays, taking 7:59 to score on a 3-yard run by quarterback Jake Hoener to give the Bulldogs their second 10-point lead of the game. Chavez answered with his only touchdown pass of the game. He hit tight end and fellow true freshman Connor Kinslow in stride for a 49-yard touchdown. The catch was Kinslow's first career reception.

UNM forced a punt and the Lobos took the lead in the fourth quarter. After a tricky play resulted in a penalty for interference, Nathaniel Jones bulled his way over from 10-yard line to give UNM its first lead of the game at 35-31. The Lobos added to the lead when after a short punt into the wind, Bobby Cole went untouched for a 35-yard touchdown. Cole went over 100 yards for the second straight game, rushing for 131 and three touchdowns. After Patrick Peek intercepted a pass, Cole finished off a quick drive with a 9-yard touchdown, giving UNM 28 straight points.

Fresno State scored late and got a two-point conversion, but Lobo punter Tyson Dyer recovered the onside kick to allow UNM to run out the clock.

New Mexico never led in the first half, but basically had an answer for each Fresno State score. The Bulldogs opened with a short field and scored on a 10-yard pass after a 44-yard drive, but Chavez led UNM down the field against the wind, scoring his first career touchdown from 3 yards out.

The Bulldogs went ahead again on another mid-range touchdown pass, but Nathaniel Jones tied it with a 3-yard run that was set up when Fresno State roughed punter Tyson Dyer, giving UNM a first down. Chavez then hit Marcus Williams for a 44-yard pass to the 3-yard line, setting up the Jones run.

After Fresno State got a field goal and an 84-yard run from Jordan Mims, Chavez raced for 54 yards on third-and-seven and then Bobby Cole finished it off to make it 24-21, and that's where it stayed going into the half. UNM gained 315 yards behind its two rookie quarterbacks, and the Lobo defense was stellar, holding Wyoming to just 1-for-11 on third down and 1-for-3 on fourth down. Wyoming was 0-for-6 on third down in the second half.

Box Score (Final)
The Automated ScoreBook
Fresno State vs New Mexico (Dec 12, 2020 at Las Vegas, Nev.)

Score by Quarters	1	2	3	4	Total
Fresno State	7	17	7	8	39
New Mexico	7	14	7	21	49

Qtr	Time	Scoring play
1st	11:28	FS - CROPPER, Jalen 10 yd pass from HAENER, Jake (FULLER, Asa kick), 6-44 1:46
	06:34	NM - CHAVEZ, Isaiah 3 yd run (MURPHREE, Donovan kick), 9-75 4:54
2nd	11:54	FS - POPE, Zane 16 yd pass from HAENER, Jake (FULLER, Asa kick), 6-50 2:06
	14:54	NM - JONES, Nathaniel 3 yd run (MURPHREE, Donovan kick), 6-75 3:00
	10:27	FS - FULLER, Asa 30 yd field goal, 5-56 1:22
	08:47	FS - Mims, Jordan 84 yd run (FULLER, Asa kick), 1-84 0:15
	05:23	NM - COLE, Bobby 4 yd run (MURPHREE, Donovan kick), 7-71 3:20
3rd	06:53	FS - HAENER, Jake 3 yd run (FULLER, Asa kick), 16-70 7:59
	04:49	NM - KINSLOW, Connor 49 yd pass from CHAVEZ, Isaiah (MURPHREE, Donovan kick), 5-77 1:58
4th	10:20	NM - JONES, Nathaniel 10 yd run (MURPHREE, Donovan kick), 14-85 7:33
	07:26	NM - COLE, Bobby 35 yd run (MURPHREE, Donovan kick), 1-35 0:07
	02:33	NM - COLE, Bobby 9 yd run (MURPHREE, Donovan kick), 5-70 2:45
	01:08	FS - DALENA, MAC 24 yd pass from HAENER, Jake (POPE, Zane pass from HAENER, Jake), 8-74 1:18

	FS	NM
FIRST DOWNS	23	24
RUSHES-YARDS (NET)	23-58	48-299
PASSING YDS (NET)	350	196
Passes Att-Comp-Int	43-26-1	18-14-0
TOTAL OFFENSE PLAYS-YARDS	66-408	66-495
Fumble Returns-Yards	0-0	0-0
Punt Returns-Yards	1-9	1-9
Kickoff Returns-Yards	6-137	3-66
Interception Returns-Yards	0-0	1-18
Punts (Number-Avg)	4-41.0	4-34.5
Fumbles-Lost	1-0	0-0
Penalties-Yards	4-50	8-73
Possession Time	28:27	31:33
Third-Down Conversions	4 of 11	12 of 16
Fourth-Down Conversions	1 of 1	0 of 0
Red-Zone Scores-Chances	4-4	5-5
Sacks By: Number-Yards	3-15	8-71

RUSHING: Fresno State-Mims, Jordan 3-85; BIGELOW, Jevon 8-38; RIVERS, Ronnie 1-minus 1; Team 1-minus 1; HAENER, Jake 10-minus 63. New Mexico-COLE, Bobby 18-138; CHAVEZ, Isaiah 15-95; LOGAN-GREENE, Eman. 2-36; JONES, Nathaniel 8-22; CARROLL, Bryson 3-10; ALEXANDER, Chad 1-3; TEAM 1-minus 5.

PASSING: Fresno State-HAENER, Jake 26-43-1-350. New Mexico-CHAVEZ, Isaiah 14-18-0-196.

RECEIVING: Fresno State-CROPPER, Jalen 12-134; KELLY, Josh 7-96; DALENA, MAC 4-88; POPE, Zane 2-23; BIGELOW, Jevon 1-9. New Mexico-LOGAN-GREENE, Eman. 7-55; WILLIAMS, Marcus 3-55; KINSLOW, Connor 1-49; PATTERSON III Cedric 1-16; WOODEN, Bobby 1-15; ERICKSON, Andrew 1-6.

INTERCEPTIONS: Fresno State-None. New Mexico-PEEK, Patrick 1-18.

FUMBLES: Fresno State-CROPPER, Jalen 1-0. New Mexico-None.

Fresno State (3-3,3-3) vs. New Mexico (2-5,2-5)
Date: Dec 12, 2020 • Site: Las Vegas, Nev. • Stadium: University Stad. West
Attendance: 250

Kickoff time: 7:35 pm • End of Game: 10:58 • Total elapsed time: 3:23
Officials: Referee: M. VanderVelde; Umpire: Robert Richeson; Linesman: John Braun;
Line judge: Darren Deckard; Back judge: Daniel Young; Field judge: Matt Mills;
Side judge: Fulton Carson; Center judge: Chris Tallent;
Temperature: 48F • Wind: 12 MPH • Weather: Windy

collegepressbox

SINCE 2005 EVERYTHING BUT THE PREGAME MEAL



NATIONAL CHAMPIONSHIP

JANUARY 10 | INDIANAPOLIS

130 Teams
10 Conferences
44 Bowls
25 Awards

collegepressbox is the official
media website for Division I football

Access and download game notes, quotes, statistics, media guides,
headshots, logos and more for all FBS schools, conferences,
postseason games, awards and the College Football Playoff

For access, please register for an account at:
collegepressbox.com/register