



2022 TEAM STATISTICS

Team Statistics	USU	OPP
SCORING	279	367
Points Per Game	23.25	30.58
FIRST DOWNS	243	252
Rushing	108	119
Passing	109	106
Penalty	26	27
RUSHING YARDAGE	1945	2378
Yards gained	2193	2613
Yards lost	248	235
Attempts	515	483
Avg Per Attempt	3.8	4.9
Avg Per Game	162.1	198.2
TDs Rushing	14	17
PASSING YARDAGE	2402	2381
Att-Comp-Int	375-215-18	343-184-11
Avg Per Attempt	6.41	6.94
Avg Per Catch	11.17	12.94
Avg Per Game	200.17	198.42
TDs Passing	17	24
TOTAL OFFENSE	4347	4759
Total Plays	890	826
Avg Per Play	4.9	5.8
Avg Per Game	362.3	396.6
KICK RETURNS: #-YARDS	26-479	22-427
PUNT RETURNS: #-YARDS	21-196	15-97
INT RETURNS: #-YARDS	11-90	18-310
KICK RETURN AVERAGE	18.42	19.41
PUNT RETURN AVERAGE	9.33	6.47
INT RETURN AVERAGE	8.18	17.22
FUMBLES-LOST	12-6	11-6
PENALTIES-YARDS	103-953	85-751
Avg Per Game	79.42	62.58
PUNTS-YARDS	63-2718	60-2193
Avg Per Punt	43.14	36.55
Net Punt Avg	39.06	32.95
KICKOFFS-YARDS	56-3364	71-4299
Avg Per Kick	60.07	60.55
Net Kick Avg	44.95	42.82
TIME OF POSSESSION	05:50:26	06:09:34
Per Game	29:12	30:48
3RD-DOWN CONVERSIONS	61-188	70-172
3rd-Down Pct	32.45 %	40.70 %
4TH-DOWN CONVERSIONS	18-34	8-14
4th-Down Pct	52.94 %	57.14 %
SACKS BY-YARDS	23-126	26-133
MISC YARDS	0	14
TOUCHDOWNS SCORED	35	44
FIELD GOALS-ATTEMPTS	11-16	19-25
ON-SIDE KICKS	0-1	0-4
RED-ZONE SCORES	26-37	40-43
RED-ZONE TOUCHDOWNS	18-37	29-43
PAT-ATTEMPTS	32-32	40-41
ATTENDANCE	101,724	254,431
Dates-Avg Per Date	6-16,954	6-42,405
Neutral Site #-Avg	-	0-0

Conf	Date	Opponent	WL	Score	Record	Time	Attend
	08/27/2022	UCONN	W	31-20	1-0 , 0-0	03:34	19,553
	09/03/2022	at Alabama	L	0-55	1-1 , 0-0	03:40	98,321
	09/10/2022	WEBER ST.	L	7-35	1-2 , 0-0	03:14	17,781
*	09/24/2022	UNLV	L	24-34	1-3 , 0-1	03:42	17,454
	09/29/2022	at BYU	L	26-38	1-4 , 0-1	03:37	59,417
*	10/08/2022	AIR FORCE	W	34-27	2-4 , 1-1	03:10	19,105
*	10/15/2022	at Colorado St.	W	17-13	3-4 , 2-1	03:29	35,009
*	10/22/2022	at Wyoming	L	14-28	3-5 , 2-2	03:06	21,420
*	11/05/2022	NEW MEXICO	W	27-10	4-5 , 3-2	03:16	14,154
*	11/12/2022	at Hawaii	W	41-34	5-5 , 4-2	03:24	8,862
*	11/19/2022	SAN JOSE ST.	W	35-31	6-5 , 5-2	03:26	13,677
*	11/25/2022	at Boise St.	L	23-42	6-6 , 5-3	03:32	31,402

* = Conference game

Score by Quarters	1st	2nd	3rd	4th	Total
Utah St.	62	88	64	65	279
Opponents	98	109	80	80	367



#	Rushing	GP	ATT	GAIN	LOSS	NET	AVG	TD	LG	AVG/G
4	Tyler Jr., Calvin	12	237	1071	28	1043	4.4	7	31	86.92
22	Briggs, Robert	10	74	368	15	353	4.8	1	24	35.30
5	Legas, Cooper	9	96	396	118	278	2.9	2	32	30.89
0	Vaughn, Terrell	12	11	67	1	66	6.0	1	15	5.50
	Makakona, Pailate	4	20	64	4	60	3.0	0	9	15.00
7	Davenport, Bishop	2	29	86	38	48	1.7	2	19	24.00
16	Williams, Levi	5	8	46	10	36	4.5	0	25	7.20
23	Wilmore, Jordan	11	11	36	0	36	3.3	0	7	3.27
1	Bonner, Logan	4	12	22	5	17	1.4	0	6	4.25
6	Davis, NyNy	12	2	15	0	15	7.5	0	9	1.25
63	Kotsanlee, Stephen	12	1	10	0	10	10.0	0	10	0.83
8	Cobbs, Brian	12	2	6	0	6	3.0	0	3	0.50
59	Coles, Connor	11	1	6	0	6	6.0	1	6	0.55
	Team	12	11	0	29	-29	-2.6	0	0	-2.42
Total		12	515	2193	248	1945	3.8	14	32	162.08
Opponents		12	483	2613	235	2378	4.9	17	91	198.17

#	Passing	GP	Rating	COMP-ATT-INT	PCT	YDS	TD	LG	AVG/G
5	Legas, Cooper	9	128.88	128-209-9	61.24 %	1465	11	75	162.78
1	Bonner, Logan	4	117.32	62-110-8	56.36 %	753	6	44	188.25
7	Davenport, Bishop	2	86.23	20-35-1	57.14 %	145	0	16	72.50
16	Williams, Levi	5	41.79	4-15-0	26.67 %	27	0	11	5.40
63	Kotsanlee, Stephen	12	200.80	1-1-0	100.00 %	12	0	12	1.00
8	Cobbs, Brian	12	0.00	0-2-0	0.00 %	0	0	0	0.00
	Team	12	0.00	0-1-0	0.00 %	0	0	0	0.00
0	Vaughn, Terrell	12	0.00	0-2-0	0.00 %	0	0	0	0.00
Total		12	116.50	215-375-18	57.33 %	2402	17	75	200.17
Opponents		12	128.63	184-343-11	53.64 %	2381	24	62	198.42

#	Receiving	GP	NO	YDS	AVG	TD	LG	AVG/G
8	Cobbs, Brian	12	70	844	12.06	4	44	70.33
0	Vaughn, Terrell	12	52	590	11.35	5	75	49.17
10	McGriff, Justin	12	30	438	14.60	4	41	36.50
4	Tyler Jr., Calvin	12	13	128	9.85	1	35	10.67
83	Sterzer, Josh	10	9	117	13.00	1	68	11.70
6	Davis, NyNy	12	14	97	6.93	0	14	8.08
9	Van Leeuwen, Kyle	3	8	88	11.00	1	31	29.33
87	Lane, Broc	8	6	39	6.50	1	16	4.88
22	Briggs, Robert	10	7	31	4.43	0	16	3.10
10	Vongphachanh, AJ	12	1	12	12.00	0	12	1.00
85	Buchanan, Parker	5	2	9	4.50	0	6	1.80
	Williams, Xavier	4	1	7	7.00	0	7	1.75
26	Rowan, Kyrese	7	1	2	2.00	0	2	0.29
7	Davenport, Bishop	2	1	0	0.00	0	0	0.00
84	MacGillivray, Ryder	8	0	0	NaN	0	0	0.00
81	Royals, Jalen	11	0	0	NaN	0	0	0.00
15	Tia, Otto	12	0	0	NaN	0	0	0.00
16	Williams, Levi	5	0	0	NaN	0	0	0.00
Total		12	215	2402	11.17	17	75	200.17

#	Punt Returns	NO	YRDS	AVG	TD	LG
31	Jones, Cooper	19	130	6.84	0	18
39	Smith, Jaden	1	56	56.00	1	56
19	Larsen, Ike	1	10	10.00	0	10
Total		21	196	9.33	1	56
Opponents		15	97	6.47	0	20

#	Interceptions	NO	YRDS	AVG	TD	LG
19	Larsen, Ike	4	60	15.00	1	36
27	Reynolds, Hunter	3	6	2.00	0	6
90	Paea, Phillip	1	16	16.00	0	16
12	Carter, Ajani	1	8	8.00	0	8
22	Anyanwu, Michael	1	0	0.00	0	0
	Hall, jr., Gurvan	1	0	0.00	0	0
Total		11	90	8.18	1	36
Opponents		18	310	17.22	3	54

#	Kick Returns	NO	YRDS	AVG	TD	LG
0	Vaughn, Terrell	15	382	25.47	1	100
31	Jones, Cooper	3	39	13.00	0	20
87	Lane, Broc	5	38	7.60	0	14
33	Alford, Max	1	11	11.00	0	11
22	Briggs, Robert	1	9	9.00	0	9
10	McGriff, Justin	1	0	0.00	0	0
Total		26	479	18.42	1	100
Opponents		22	427	19.41	0	37

#	Fumble Returns	NO	YRDS	AVG	TD	LG
27	Reynolds, Hunter	1	55	55.00	1	55
21	Grayson, Andre	1	0	0.00	0	0
9	Grzesiak, Daniel	1	0	0.00	0	0
16	Nance, Jamie	1	0	0.00	0	0
Total		4	55	13.75	1	55
Opponents		4	0	0.00	0	0





#	Scoring	TD	FG	PAT					SAF	PTS
				KICK	RUSH	RCV	PASS	DXP		
59	Coles, Connor	1	11	32-32	—	—	—	—	—	71
4	Tyler Jr., Calvin	8	—	—	—	—	—	—	—	48
0	Vaughn, Terrell	7	—	—	0-1	—	—	—	—	42
8	Cobbs, Brian	4	—	—	—	1	1-1	—	—	26
10	McGriff, Justin	4	—	—	—	—	—	—	—	24
7	Davenport, Bishop	2	—	—	—	—	—	—	—	12
5	Legas, Cooper	2	—	—	—	—	0-1	—	—	12
22	Briggs, Robert	1	—	—	—	—	—	—	—	6
87	Lane, Broc	1	—	—	—	—	—	—	—	6
19	Larsen, Ike	1	—	—	—	—	—	—	—	6
27	Reynolds, Hunter	1	—	—	—	—	—	—	—	6
39	Smith, Jaden	1	—	—	—	—	—	—	—	6
83	Sterzer, Josh	1	—	—	—	—	—	—	—	6
9	Van Leeuwen, Kyle	1	—	—	—	—	—	—	—	6
Team		—	—	—	—	—	—	—	—	2
Total		35	11	32-32	0-1	1	1-2	—	1	279
Opponents		44	19	40-41	2-2	1	1-1	—	—	367

#	Field Goals	FGM-FGA	PCT	I20	20-29	30-39	40-49	50+	LG	BLK
59	Coles, Connor	11-16	68.75 %	0-0	3-3	3-4	4-6	1-3	50	1
Total		11-16	68.75 %	0-0	3-3	3-4	4-6	1-3	50	1
Opponents		19-25	76.00 %	0-0	2-2	5-8	6-8	6-7	54	0

FG Sequence	Utah St.	Opponents
UConn	(45)	(47),(54)
Alabama	-	(45),(33)
Weber St.	-	(32),(20),47
UNLV	-	(23),(26)
BYU	(50),(33)	(45),33,35
Air Force	(30),(30)	(40),(51)
Colorado St.	45,52,(48)	(23),39,(35)
Wyoming	-	(43),55,(51)
New Mexico	41,(49),(27)	(31),53
Hawaii	(21),39,(42)	(49),(19)
San Jose St.	-	(41)
Boise St.	52,(22)	-

#	All Purpose	G	RUSH	RCV	PR	KR	IR	Total	AVG/G
4	Tyler Jr., Calvin	12	1043	128	0	0	0	1171	97.58
0	Vaughn, Terrell	12	66	590	0	382	0	1038	86.50
8	Cobbs, Brian	12	6	844	0	0	0	850	70.83
10	McGriff, Justin	12	0	438	0	0	0	438	36.50
22	Briggs, Robert	10	353	31	0	9	0	393	39.30
5	Legas, Cooper	9	278	0	0	0	0	278	30.89
31	Jones, Cooper	12	0	0	130	39	0	169	14.08
83	Sterzer, Josh	10	0	117	0	0	0	117	11.70
6	Davis, NyNy	12	15	97	0	0	0	112	9.33
9	Van Leeuwen, Kyle	3	0	88	0	0	0	88	29.33
87	Lane, Broc	8	0	39	0	38	0	77	9.63
19	Larsen, Ike	11	0	0	10	0	60	70	6.36
	Makakona, Pailate	4	60	0	0	0	0	60	15.00
39	Smith, Jaden	11	0	0	56	0	0	56	5.09
7	Davenport, Bishop	2	48	0	0	0	0	48	24.00
16	Williams, Levi	5	36	0	0	0	0	36	7.20
23	Wilmore, Jordan	11	36	0	0	0	0	36	3.27
1	Bonner, Logan	4	17	0	0	0	0	17	4.25
90	Paea, Phillip	3	0	0	0	0	16	16	5.33
10	Vongphachanh, AJ	12	0	12	0	0	0	12	1.00
33	Alford, Max	12	0	0	0	11	0	11	0.92
63	Kotsanlee, Stephen	12	10	0	0	0	0	10	0.83
85	Buchanan, Parker	5	0	9	0	0	0	9	1.80
12	Carter, Ajani	9	0	0	0	0	8	8	0.89
	Williams, Xavier	4	0	7	0	0	0	7	1.75
59	Coles, Connor	11	6	0	0	0	0	6	0.55
27	Reynolds, Hunter	12	0	0	0	0	6	6	0.50
26	Rowan, Kyrese	7	0	2	0	0	0	2	0.29
Team		12	-29	0	0	0	0	-29	-2.42
Total		12	1945	2402	196	479	90	5112	426.00
Opponents		12	2378	2381	97	427	310	5593	466.08

#	Total Offense	G	Plays	Rush	Pass	Total	AVG/G
5	Legas, Cooper	9	305	278	1465	1743	193.67
4	Tyler Jr., Calvin	12	237	1043	0	1043	86.92
1	Bonner, Logan	4	122	17	753	770	192.50
22	Briggs, Robert	10	74	353	0	353	35.30
7	Davenport, Bishop	2	64	48	145	193	96.50
0	Vaughn, Terrell	12	13	66	0	66	5.50
16	Williams, Levi	5	23	36	27	63	12.60
	Makakona, Pailate	4	20	60	0	60	15.00
23	Wilmore, Jordan	11	11	36	0	36	3.27
63	Kotsanlee, Stephen	12	2	10	12	22	1.83
6	Davis, NyNy	12	2	15	0	15	1.25
8	Cobbs, Brian	12	4	6	0	6	0.50
59	Coles, Connor	11	1	6	0	6	0.55
Team		12	12	-29	0	-29	-2.42
Total		12	890	1945	2402	4347	362.25
Opponents		12	826	2378	2381	4759	396.58

#	Punting	NO	YDS	AVG	LG	TB	FC	I20	50+	BLK
63	Kotsanlee, Stephen	62	2718	43.84	60	8	16	23	22	0
Team		1	0	0.00	0	0	0	0	0	1
Total		63	2718	43.14	60	8	16	23	22	1
Opponents		59	2153	36.49	53	1	21	19	4	3

#	Kickoffs	NO	YDS	AVG	TB	OB
89	Nimrod, Elliott	56	3364	60.1	21	6
Total		56	3364	60.1	21	6
Opponents		71	4299	60.5	39	0



#	Defensive Leaders	GP	Tackles				Sacks NO-YDS	Pass Defense			Fumbles		Blocked	
			Solo	ASST	TOT	TFL-YDS		INT-YDS	BU	QBH	RCV-YDS	FF	KICK	SAF
10	Vongphachanh, AJ	12	33	59	92.0	8.0-18	2.0-5	—	3	3	—	2	—	—
27	Reynolds, Hunter	12	53	35	88.0	2.5-6	—	3-6	7	—	1-55	—	—	—
2	Tafisi, MJ	8	27	42	69.0	9.0-25	1.0-9	—	1	—	—	—	—	—
23	Neves, Kaleo	12	28	25	53.0	6.5-22	1.5-9	—	2	1	—	1	—	—
11	Vaughns, Byron	10	19	30	49.0	6.5-22	1.0-8	—	—	9	—	1	—	—
9	Grzesiak, Daniel	12	22	26	48.0	10.5-47	6.5-40	—	1	8	1-0	1	—	—
22	Anyanwu, Michael	10	31	12	43.0	2.0-5	—	1-0	10	—	—	—	—	—
12	Carter, Ajani	9	23	13	36.0	1.0-3	—	1-8	5	1	—	2	—	—
6	Hall, jr., Gurvan	8	23	13	36.0	1.5-3	—	1-0	2	—	—	—	—	—
19	Larsen, Ike	11	19	14	33.0	3.0-18	2.0-17	4-60	2	2	—	—	3	—
8	Motu'apuaka, Hale	11	13	19	32.0	6.5-28	4.0-23	—	—	1	—	—	—	—
33	Alford, Max	12	18	13	31.0	2.0-6	—	—	—	—	—	—	—	—
21	Grayson, Andre	12	16	11	27.0	—	—	—	3	—	1-0	—	—	—
0	Joyner Jr., Patrick	12	11	16	27.0	2.5-9	1.0-4	—	1	2	—	—	—	—
94	Coleman, Tavian	12	10	13	23.0	3.5-5	1.0-1	—	—	1	—	—	1	—
4	Tatum, Dominic	12	17	6	23.0	2.0-7	1.0-3	—	—	—	—	—	—	—
5	Okeke, Omari	9	8	8	16.0	2.0-4	—	—	1	—	—	—	—	—
48	Tuiaki, Seni	4	5	10	15.0	2.5-5	—	—	1	—	—	—	—	—
40	Moa, Sione	10	5	7	12.0	1.0-6	1.0-6	—	—	—	—	—	—	—
96	Vakauta, Poukesi	10	3	7	10.0	1.5-2	—	—	—	—	—	—	—	—
42	Ward, John	9	3	7	10.0	3.0-4	—	—	—	—	—	—	—	—
7	Steele, Xavion	12	4	5	9.0	—	—	—	2	—	—	—	—	—
44	Maile, Bo	10	5	2	7.0	1.0-1	1.0-1	—	—	—	—	—	—	—
18	Drew, Jordan	5	3	1	4.0	—	—	—	—	—	—	—	—	—
87	Lane, Broc	8	3	1	4.0	—	—	—	—	—	—	—	—	—
39	Smith, Jaden	11	3	1	4.0	—	—	—	—	—	—	—	—	—
15	Tia, Otto	12	2	2	4.0	—	—	—	—	—	—	—	—	—
6	Davis, NyNy	12	3	—	3.0	—	—	—	—	—	—	—	—	—
45	Migao, Enoka	7	1	2	3.0	—	—	—	—	—	—	—	—	—
16	Nance, Jamie	12	2	1	3.0	—	—	—	—	—	1-0	—	—	—
10	McGriff, Justin	12	2	—	2.0	—	—	—	—	—	—	—	—	—
90	Paea, Phillip	3	1	1	2.0	—	—	1-16	1	—	—	—	—	—
TM	Team	12	2	—	2.0	2.0-6	—	—	—	—	—	—	—	1
1	Bonner, Logan	4	1	—	1.0	—	—	—	—	—	—	—	—	—
8	Cobbs, Brian	12	1	—	1.0	—	—	—	—	—	—	—	—	—
59	Coles, Connor	11	1	—	1.0	—	—	—	—	—	—	—	—	—
49	Garcia, Jacob	12	—	1	1.0	—	—	—	—	—	—	—	—	—
20	Joyce, Cole	12	—	1	1.0	—	—	—	—	—	—	—	—	—
17	Marion, Luke	7	1	—	1.0	—	—	—	—	—	—	—	—	—
79	Meacham, Wade	12	1	—	1.0	—	—	—	—	—	—	—	—	—
89	Nimrod, Elliott	12	1	—	1.0	—	—	—	—	—	—	—	—	—
83	Sterzer, Josh	10	1	—	1.0	—	—	—	—	—	—	—	—	—
11	Tiavaasue, Ron	4	1	—	1.0	—	—	—	—	—	—	—	—	—
9	Van Leeuwen, Kyle	3	1	—	1.0	—	—	—	—	—	—	—	—	—
0	Vaughn, Terrell	12	1	—	1.0	—	—	—	—	—	—	—	—	—
23	Wilmore, Jordan	11	1	—	1.0	—	—	—	—	—	—	—	—	—
22	Briggs, Robert	10	—	—	—	—	—	—	—	—	—	—	—	—
7	Davenport, Bishop	2	—	—	—	—	—	—	—	—	—	—	—	—
5	Legas, Cooper	9	—	—	—	—	—	—	—	—	—	—	—	—
4	Tyler Jr., Calvin	12	—	—	—	—	—	—	—	—	—	—	—	—
Total		12	429	404	833.0	80.0-252	23.0-126	11-90	42	28	4-55	7	4	1



2022 GAME-BY-GAME STATISTICS

/// OFFENSIVE STARTERS GAME-BY-GAME ///

OFFENSE	WR	WR	LT	LG	OC	RG	RT	WR/TE*	WR	RB	QB
Connecticut	McGriff	K. Van Leeuwen	Edwards	Meacham	Dolphin	Lapuaho	South	Sterzer*	Cobbs	Tyler Jr.	Bonner
at Alabama	McGriff	K. Van Leeuwen	Edwards	Meacham	Dolphin	Lapuaho	South	Sterzer*	Cobbs	Tyler Jr.	Bonner
Weber State	McGriff	K. Van Leeuwen	Edwards	Meacham	Dolphin	Lapuaho	Motes	Sterzer*	Cobbs	Tyler Jr.	Bonner
UNLV	McGriff	Vaughn	Edwards	Meacham	Dolphin	Lapuaho	South	Tiavaasue*	Cobbs	Tyler Jr.	Bonner
at BYU	McGriff	Vaughn	South	Meacham	Dolphin	Lapuaho	Motes	Sterzer*	Cobbs	Tyler Jr.	Legas
Air Force	McGriff	Vaughn	South	Meacham	Dolphin	Lapuaho	Motes	Sterzer*	Cobbs	Tyler Jr.	Legas
at Colorado State	McGriff	Vaughn	Edwards	Meacham	Dolphin	Lapuaho	South	Davis	Cobbs	Tyler Jr.	Legas
at Wyoming	McGriff	Vaughn	Edwards	Meacham	Dolphin	Lapuaho	South	Sterzer*	Cobbs	Tyler Jr.	Davenport
New Mexico	McGriff	Vaughn	Edwards	Meacham	Dolphin	Lapuaho	South	Sterzer*	Cobbs	Tyler Jr.	Legas
at Hawai'i	McGriff	Vaughn	Edwards	Meacham	Dolphin	Lapuaho	Motes	Sterzer*	Cobbs	Tyler Jr.	Legas
San José State	McGriff	Vaughn	Edwards	Meacham	Dolphin	Lapuaho	South	Sterzer*	Cobbs	Tyler Jr.	Legas
at Boise State	Royals	Vaughn	Edwards	Meacham	Dolphin	Lapuaho	South	Sterzer*	Cobbs	Tyler Jr.	Legas

vs. Memphis

/// DEFENSIVE STARTERS GAME-BY-GAME ///

DEFENSE	DE	DT	DT	DE	ILB	ILB	STR	CB	S	S	CB
Connecticut	Vaughns	Paea	Motu'apuaka	Grzesiak	Tafisi	Vongphachanh	Neves	Carter	Reynolds	Hall Jr.	Anyanwu
at Alabama	Vaughns	Paea	Motu'apuaka	Grzesiak	Tafisi	Vongphachanh	Neves	Carter	Reynolds	Hall Jr.	Anyanwu
Weber State	Vaughns	Paea	Vakauta	Grzesiak	Tafisi	Vongphachanh	Neves	Carter	Reynolds	Hall Jr.	Anyanwu
UNLV	Joyner Jr.	Tuiaki	Motu'apuaka	Grzesiak	Tafisi	Vongphachanh	Neves	Carter	Reynolds	Tatum	Anyanwu
at BYU	Joyner Jr.	Vakauta	Motu'apuaka	Grzesiak	Tafisi	Vongphachanh	Neves	Carter	Reynolds	Hall Jr.	Anyanwu
Air Force	Joyner Jr.	Coleman	Motu'apuaka	Grzesiak	Tafisi	Vongphachanh	Okeke	Carter	Reynolds	Tatum	Grayson
at Colorado State	Vaughns	Coleman	Motu'apuaka	Grzesiak	Tafisi	Vongphachanh	Neves	Carter	Reynolds	Larsen	Grayson
at Wyoming	Joyner Jr.	Vakauta	Motu'apuaka	Grzesiak	Tafisi	Vongphachanh	Neves	Grayson	Reynolds	Hall Jr.	Anyanwu
New Mexico	Vaughns	Vakauta	Motu'apuaka	Grzesiak	Moa	Vongphachanh	Neves	Grayson	Reynolds	Larsen	Anyanwu
at Hawai'i	Joyner Jr.	Vakauta	Motu'apuaka	Grzesiak	Alford	Vongphachanh	Neves	Grayson	Reynolds	Larsen	Anyanwu
San José State	Vaughns	Coleman	Motu'apuaka	Grzesiak	Alford	Vongphachanh	Neves	Grayson	Reynolds	Larsen	Anyanwu
at Boise State	Vaughns	Vakauta	Motu'apuaka	Grzesiak	Alford	Vongphachanh	Neves	Carter	Reynolds	Tatum	Grayson

vs. Memphis

/// CAREER GAMES PLAYED / STARTED ///

Player	Career Games	Career Starts	Consec Games	Consec Starts	Player	Career Games	Career Starts	Consec Games	Consec Starts	Player	Career Games	Career Starts	Consec Games	Consec Starts
A. Edwards, OL	54	52	7	6	P. Vakauta, DT	26	6	11	1	J. Ward, DE	12	0	0	0
B. Cobbs, WR	53	24	35	13	J. Garcia, LS	26	0	26	0	C. Legas, QB	11	7	4	4
H. Reynolds, S	46	24	42	21	J. Sterzer, TE	25	11	8	5	J. Royals, WR	11	1	6	1
D. Grzesiak, DE	46	12	12	12	K. Rowan, WR	25	0	0	0	B. Maile, DT	11	0	11	0
H. Motu'apuaka, DT	45	27	9	9	C. Knapp, OL	24	0	24	0	El. Migao, OL	11	0	10	0
L. Bonner, QB	42	33	0	0	J. Nance, CB	24	0	13	0	S. Moa, LB	10	1	6	0
A. Vongphachanh, LB	39	32	32	31	A. Switzer, LB	24	15	0	0	R. Briggs, RB	10	0	0	0
A. Carter, LB	39	8	2	1	L. Williams, QB	23	12	0	0	J. Owens, OL	10	0	0	0
C. Tyler Jr., RB	38	23	18	17	X. Steele, CB	22	1	12	0	O. Okeke, LB	9	1	3	0
P. Joyner Jr., DE	37	12	28	0	S. Tuiaki, DT	7	1	0	0	P. Buchanan, TE	9	0	0	0
M. Anyanwu, CB	35	20	0	0	F. Alo, OL	21	7	4	0	R. MacGillivray, WR	8	0	8	0
W. Meacham, OL	35	12	26	12	C. Jones, RB	21	0	13	0	S. Tuiaki, DT	7	1	0	0
K. Neves, LB	35	12	34	6	P. Paea, DT	20	3	0	0	En. Migao, DE	7	0	0	0
J. South, OL	34	24	2	2	S. Tuiaki, DT	7	1	0	0	JD Drew, CB	4	0	1	0
B. Vaughns, DE	34	14	4	4	K. Van Leeuwen, WR	19	3	0	0	J. Williams, LB	3	0	2	0
J. Smith, CB	34	1	11	0	O. Tia, WR	14	0	12	0	Bi. Davenport, QB	2	1	0	0
C. Coles, PK	33	0	10	0	B. Lane, TE	14	0	5	0	P. Fitzgerald, DE	2	0	0	0
E. Nimrod, PK	33	0	26	0	I. Larsen, S	13	4	0	0	A. Peoples, DT	2	0	0	0
J. McGriff, WR	32	31	32	0	C. Joyce, LB	13	0	12	0	D. Ramseyer-Burdett, S	1	0	1	0
S. Kotsanlee, P	32	0	32	0	Q. Hadnot, WR	13	0	0	0	T. Barnett, CB	1	0	0	0
C. Dolphin, OL	31	23	21	21	W. Lapuaho, OL	12	12	12	12	J. Hansen, DT	1	0	0	0
J. Wilmore, RB	31	1	10	0	T. Vaughn, WR	12	9	12	9					
M. Tafisi, LB	30	8	0	0	T. Coleman, DT	12	3	12	0					
W. Bowles, OL	27	0	21	0	M. Alford, LB	12	3	12	3					
D. Tatum, S	26	8	12	1	N. Davis, WR	12	1	12	0					



/// GAME-BY-GAME STATISTICS ///

UTAH STATE	Points	TOP	First Downs	Rushing (No-Yds-TD-LG)	Passing (Cmp-Att-Int-Yds-TD-LG)	Total Offense (Plays-Yds-TD-LG)	Penalties	Punts	3rd Down	TO
Connecticut	31	31:43	31	54-261-1-23	20-31-281-3-31	85-542-4-31	6-60	5-241	6-15	2
at Alabama	0	28:09	7	37-79-0-10	8-22-0-57-0-23	59-136-0-23	11-110	10-383	3-17	0
Weber State	7	24:06	18	35-126-0-20	16-40-4-157-0-19	75-283-0-20	11-101	7-320	2-15	4
UNLV	24	25:30	22	32-96-0-15	28-42-5-325-3-44	74-421-2-44	11-93	2-81	4-13	6
at BYU	26	29:26	24	49-204-1-23	19-32-2-188-2-28	81-392-3-28	8-68	4-151	6-17	3
Air Force	34	25:44	21	38-199-2-32	18-23-1-215-2-36	61-414-4-36	8-65	2-85	5-12	1
at Colorado State	17	29:30	24	49-252-1-25	14-31-1-138-1-32	80-390-2-32	10-93	6-236	6-16	2
at Wyoming	14	24:51	13	36-113-2-31	17-26-1-104-0-16	62-217-2-31	1-10	8-405	5-15	1
New Mexico	27	29:36	17	47-131-1-24	13-27-0-149-1-38	74-280-1-38	12-113	6-267	3-17	0
at Hawai'i	41	30:11	17	44-136-1-20	16-24-0-238-3-68	68-3744-68	9-80	6-263	5-15	0
San José State	35	33:41	25	50-186-3-14	23-35-2-244-1-31	85-430-4-31	8-100	2-84	10-17	3
at Boise State	23	34:04	24	44-162-2-20	23-42-2-306-1-75	86-468-3-75	8-60	5-202	6-19	2

vs. Memphis

OPPONENTS	Points	TOP	First Downs	Rushing (No-Yds-TD-LG)	Passing (Cmp-Att-Int-Yds-TD-LG)	Total Offense (Plays-Yds-TD-LG)	Penalties	Punts	3rd Down	TO
Connecticut	20	28:17	21	39-245-1-52	13-33-2-119-1-19	72-364-2-52	4-35	6-246	6-15	3
at Alabama	55	31:51	30	32-278-1-63	27-40-1-281-6-25	72-559-7-63	6-40	2-51	6-10	1
Weber State	35	35:54	22	55-199-1-25	11-22-3-202-2-62	77-401-3-62	8-56	4-195	10-19	3
UNLV	34	34:30	21	42-103-3-26	21-31-0-217-1-40	73-320-4-40	7-75	7-240	5-16	0
at BYU	38	26:39	20	32-117-1-34	18-28-0-280-3-40	60-397-4-40	10-82	3-132	4-12	0
Air Force	27	34:16	20	55-264-2-30	5-12-1-95-1-40	67-359-3-40	7-58	2-89	7-13	2
at Colorado State	13	30:30	14	34-99-1-26	12-33-1-163-0-25	67-262-1-26	10-90	7-282	2-15	1
at Wyoming	28	35:09	28	50-330-3-30	13-26-0-199-0-46	76-529-3-46	5-25	5-197	7-14	1
New Mexico	10	30:24	17	46-216-1-43	7-18-0-42-0-18	64-258-1-43	5-55	7-221	6-16	2
at Hawai'i	34	29:49	27	34-235-2-69	23-47-3-306-2-31	81-541-4-69	10-115	4-128	4-14	4
San José State	31	26:19	17	28-84-0-16	20-30-0-257-4-36	58-341-4-36	5-40	6-168	5-13	0
at Boise State	42	25:56	15	36-208-1-91	14-23-0-220-4-50	59-428-5-91	8-80	7-244	8-15	0

vs. Memphis





2022 GAME-BY-GAME STATISTICS

/// GAME-BY-GAME PASSING ///

COOPER LEGAS

	Comp	Att	Int	Pct.	Yards	TD	Long	Sacks	Yards	Efficiency
Connecticut	0	0	0	.000	0	0	0	0	0	--
at Alabama	3	8	0	.375	3	0	3	0	0	40.6
Weber State	4	9	1	.444	37	0	15	2	9	56.8
UNLV	0	0	0	.000	0	0	0	0	0	--
at BYU	19	31	2	.613	188	2	28	2	7	120.6
Air Force	18	23	1	.782	215	2	36	1	8	176.8
at Colorado State	9	12	1	.750	85	1	32	0	0	145.3
at Wyoming	0	0	0	.000	0	0	0	0	0	--
New Mexico	13	27	0	.481	149	1	38	4	21	106.7
at Hawai'i	16	24	0	.667	238	3	68	4	30	191.2
San José State	23	35	2	.657	244	1	31	2	13	122.3
at Boise State	23	40	2	.575	306	1	75	2	11	120.0
vs. Memphis										
TOTALS	128	209	9	.612	1,465	11	75	16	99	128.9

LEVI WILLIAMS

	Comp	Att	Int	Pct.	Yards	TD	Long	Sacks	Yards	Efficiency
Connecticut	0	1	0	.000	0	0	0	0	0	0.0
at Alabama	2	5	0	.400	15	0	9	0	0	65.2
Weber State	0	0	0	.000	0	0	0	0	0	0.0
UNLV	0	0	0	.000	0	0	0	0	0	--
at BYU	0	0	0	.000	0	0	0	0	0	--
Air Force	0	0	0	.000	0	0	0	0	0	--
at Colorado State	2	9	0	.222	12	0	11	0	0	34.2
at Wyoming	0	0	0	.000	0	0	0	0	0	--
New Mexico	0	0	0	.000	0	0	0	0	0	--
at Hawai'i	0	0	0	.000	0	0	0	0	0	--
San José State	0	0	0	.000	0	0	0	0	0	--
at Boise State	0	0	0	.000	0	0	0	0	0	--
vs. Memphis										
TOTALS	2	6	0	.333	15	0	9	0	0	54.3

BISHOP DAVENPORT

	Comp	Att	Int	Pct.	Yards	TD	Long	Sacks	Yards	Efficiency
Connecticut	0	0	0	.000	0	0	0	0	0	--
at Alabama	0	0	0	.000	0	0	0	0	0	--
Weber State	0	0	0	.000	0	0	0	0	0	--
UNLV	0	0	0	.000	0	0	0	0	0	--
at BYU	0	0	0	.000	0	0	0	0	0	--
Air Force	0	0	0	.000	0	0	0	0	0	--
at Colorado State	3	9	0	.333	41	0	15	1	8	71.6
at Wyoming	17	26	1	.654	104	0	16	6	23	91.3
New Mexico	0	0	0	.000	0	0	0	0	0	--
at Hawai'i	0	0	0	.000	0	0	0	0	0	--
San José State	0	0	0	.000	0	0	0	0	0	--
at Boise State	0	0	0	.000	0	0	0	0	0	--
vs. Memphis										
TOTALS	20	35	1	.571	145	0	16	7	31	86.2

LOGAN BONNER

	Comp	Att	Int	Pct.	Yards	TD	Long	Sacks	Yards	Efficiency
Connecticut	20	29	0	.690	281	3	31	1	2	184.5
at Alabama	3	9	0	.333	39	0	23	0	0	69.7
Weber State	12	31	3	.387	120	0	19	0	0	51.8
UNLV	27	41	5	.659	313	3	44	1	1	129.7
at BYU	0	0	0	.000	0	0	0	0	0	--
Air Force	0	0	0	.000	0	0	0	0	0	--
at Colorado State	0	0	0	.000	0	0	0	0	0	--
at Wyoming	0	0	0	.000	0	0	0	0	0	--
New Mexico	0	0	0	.000	0	0	0	0	0	--
at Hawai'i	0	0	0	.000	0	0	0	0	0	--
San José State	0	0	0	.000	0	0	0	0	0	--
at Boise State	0	0	0	.000	0	0	0	0	0	--
vs. Memphis										
TOTALS	35	69	3	.507	440	3	31	1	2	109.9



/// GAME-BY-GAME RUSHING (NO-YDS/TDs) ///

PLAYER	NO-YDS/TDs	UCONN	ALA	WSU	UNLV	BYU	AFA	CSU	WYO	UNM	UH	SJSU	BSU	MEM
Tyler Jr.	237-1,043/6	33-161/0	12-13/0	18-64/0	15-54/0	18-104/0	19-109/1	24-129/0	15-83/1	10-23/0	25-113/1	30-125/3	18-65/1	
Briggs	74-353/1	10-85/1	10-28/0	2-21/0	7-33/0	10-46/0	2-2/0	6-38/0	2-6/0	19-82/0	6-12/0	0-0/0	0-0/0	
Legas	96-278/2	0-0/0	2-8/0	5-12/0	0-0/0	20-52/1	13-76/1	4-27/0	0-0/0	13-14/0	10-2/0	14-36/0	15-51/0	
Vaughn	11-66/1	0-0/0	1-10/0	0-0/0	0-0/0	0-0/0	1-15/0	2-1/0	1-5/0	0-0/0	1-7/0	1-6/0	4-22/1	
Makakona	20-60/0	3-11/0	6-14/0	8-27/0	3-8/0	0-0/0	0-0/0	0-0/0	0-0/0	0-0/0	0-0/0	0-0/0	0-0/0	
Davenport	29-48/2	0-0/0	0-0/0	0-0/0	0-0/0	0-0/0	0-0/0	11-29/1	18-19/1	0-0/0	0-0/0	0-0/0	0-0/0	
L. Williams	8-36/0	1-4/0	4-2/0	0-0/0	0-0/0	1-2/0	0-0/0	2-28/0	0-0/0	0-0/0	0-0/0	0-0/0	0-0/0	
Wilmore	11-36/0	0-0/0	0-0/0	0-0/0	0-0/0	0-0/0	0-0/0	0-0/0	0-0/0	1-0/0	0-0/0	3-12/0	7-24/0	
Bonner	12-17/0	1-4/0	1-(-2)	1-(-1)/0	6-14/0	0-0/0	0-0/0	0-0/0	0-0/0	0-0/0	0-0/0	0-0/0	0-0/0	
Davis	2-15/0	0-0/0	1-6/0	0-0/0	0-0/0	0-0/0	0-0/0	0-0/0	0-0/0	0-0/0	0-0/0	1-9/0	0-0/0	
Kotsanlee	1-10/0	0-0/0	0-0/0	0-0/0	0-0/0	0-0/0	0-0/0	0-0/0	0-0/0	1-10/0	0-0/0	0-0/0	0-0/0	
Cobbs	2-6/0	0-0/0	0-0/0	1-3/0	0-0/0	0-0/0	0-0/0	0-0/0	0-0/0	0-0/0	1-3/0	0-0/0	0-0/0	
Coles	1-6/1	0-0/0	0-0/0	0-0/0	0-0/0	0-0/0	0-0/0	0-0/0	0-0/0	1-6/1	0-0/0	0-0/0	0-0/0	
TEAM	11-(-29)/0	3-(-6)/0	0-0/0	0-0/0	1-(-13)/0	0-0/0	3-(-3)/0	0-0/0	0-0/0	2-(-4)/0	1-(-1)/0	1-(-2)/0	0-0/0	
TOTALS	471-1,783/12	54-261/1	37-79/0	35-126/0	32-96/0	49-204/1	38-199/2	49-252/1	36-113/2	47-131/1	44-136/1	50-186/3	44-162/2	

/// GAME-BY-GAME RECEIVING (NO-YDS/TDs) ///

PLAYER	NO-YDS/TDs	UCONN	ALA	WSU	UNLV	BYU	AFA	CSU	WYO	UNM	UH	SJSU	BSU	MEM
Cobbs	70-844/4	8-108/1	2-33/0	2-17/0	6-83/0	10-96/2	8-136/1	3-24/0	5-45/0	4-31/0	5-74/0	10-122/0	7-75/0	
Vaughn	52-590/5	1-11/0	1-6/0	4-36/0	6-74/2	5-46/0	4-52/1	6-48/0	5-21/0	5-83/1	1-15/0	6-50/0	8-148/1	
McGriff	30-438/4	3-53/1	1-6/0	3-42/0	5-91/1	1-28/0	1-6/0	4-63/1	0-0/0	1-16/0	3-15/0	2-42/1	6-76-0	
Tyler Jr.	13-128/1	2-33/0	1-2/0	0-0/0	0-0/0	2-18/0	2-1/0	0-0/0	2-15/0	0-0/0	3-50/1	1-9/0	0-0/0	
Sterzer	9-117/1	1-8/0	0-0/0	1-1/0	0-0/0	0-0/0	0-0/0	0-0/0	1-13/0	1-8/0	1-68/1	3-14/0	1-5/0	
Davis	14-97/0	1-(-2)	1-9/0	0-0/0	6-49/0	0-0/0	3-20/0	0-0/0	1-10/0	2-11/0	0-0/0	0-0/0	0-0/0	
Van Leeuwen	8-88/1	3-54/1	2-1/0	3-33/0	0-0/0	0-0/0	0-0/0	0-0/0	0-0/0	0-0/0	0-0/0	0-0/0	0-0/0	
Lane	6-39/1	0-0/0	0-0/0	0-0/0	3-14/0	0-0/0	0-0/0	0-0/0	0-0/0	0-0/0	1-16/1	1-7/0	1-2/0	
Briggs	7-31/0	1-16/0	0-0/0	1-15/0	1-2/0	1-0/0	0-0/0	0-0/0	1-(-2)/0	0-0/0	2-0/0	0-0/0	0-0/0	
Vongphachanh	1-12/0	0-0/0	0-0/0	0-0/0	1-12/0	0-0/0	0-0/0	0-0/0	0-0/0	0-0/0	0-0/0	0-0/0	0-0/0	
Buchanan	2-9/0	0-0/0	0-0/0	1-6/0	0-0/0	0-0/0	0-0/0	1-3/0	0-0/0	0-0/0	0-0/0	0-0/0	0-0/0	
X. Williams	1-7/0	0-0/0	0-0/0	1-7/0	0-0/0	0-0/0	0-0/0	0-0/0	0-0/0	0-0/0	0-0/0	0-0/0	0-0/0	
Rowan	1-2/0	0-0/0	0-0/0	0-0/0	0-0/0	0-0/0	0-0/0	0-0/0	1-2/0	0-0/0	0-0/0	0-0/0	0-0/0	
Davenport	1-0/0	0-0/0	0-0/0	0-0/0	0-0/0	0-0/0	0-0/0	0-0/0	1-0/0	0-0/0	0-0/0	0-0/0	0-0/0	
TOTALS	215-2,402/17	20-281/3	8-57/0	16-157/0	28-325/3	19-188/2	18-215/2	14-138/1	17-104/0	13-149/1	16-238/3	23-244/1	23-306/1	

/// GAME-BY-GAME FIELD GOALS (FG MADE (MISS)) ///

PLAYER	FGM-FGA	UCONN	ALA	WSU	UNLV	BYU	AFA	CSU	WYO	UNM	UH	SJSU	BSU	MEM
Coles	10-14	1-1	0-0	0-0	0-0	2-2	2-2	1-3	0-0	2-3	2-3	0-0	1-2	
TOTALS	11-16	1-1	0-0	0-0	0-0	2-2	2-2	1-3	0-0	2-3	2-3	0-0	1-2	

/// GAME-BY-GAME KICKOFF RETURNS (NO-YDS-AVG/TD) ///

PLAYER	NO-YDS-AVG/TD	UCONN	ALA	WSU	UNLV	BYU	AFA	CSU	WYO	UNM	UH	SJSU	BSU	MEM
Vaughn	15-382-25.5/1	0-0-0.0/0	0-0-0.0/0	4-140-35.0/1	1-37-37.0/0	1-17-17.0/0	3-51-17.0/0	0-0-0.0/0	2-57-28.5/0	1-30-30.0/0	0-0-0.0/0	0-6-6.0/0	3-44-14.7/0	
Jones	3-39-13.0/0	0-0-0.0/0	0-0-0.0/0	0-0-0.0/0	3-39-13.0/0	0-0-0.0/0	0-0-0.0/0	0-0-0.0/0	0-0-0.0/0	0-0-0.0/0	0-0-0.0/0	0-0-0.0/0	0-0-0.0/0	
Lane	5-38-7.6/0	0-0-0.0/0	0-0-0.0/0	0-0-0.0/0	0-0-0.0/0	0-0-0.0/0	0-0-0.0/0	0-0-0.0/0	0-0-0.0/0	0-0-0.0/0	0-0-0.0/0	4-24-6.0/0	1-14-14.0/0	
Alford	1-11-11.0/0	0-0-0.0/0	0-0-0.0/0	0-0-0.0/0	0-0-0.0/0	0-0-0.0/0	0-0-0.0/0	0-0-0.0/0	0-0-0.0/0	0-0-0.0/0	0-0-0.0/0	1-11-11.0/0	0-0-0.0/0	
Briggs	1-9-9.0/0	0-0-0.0/0	0-0-0.0/0	0-0-0.0/0	1-9-9.0/0	0-0-0.0/0	0-0-0.0/0	0-0-0.0/0	0-0-0.0/0	0-0-0.0/0	0-0-0.0/0	0-0-0.0/0	0-0-0.0/0	
McGriff	1-0-0.0/0	0-0-0.0/0	0-0-0.0/0	0-0-0.0/0	1-0-0.0/0	0-0-0.0/0	0-0-0.0/0	0-0-0.0/0	0-0-0.0/0	0-0-0.0/0	0-0-0.0/0	0-0-0.0/0	0-0-0.0/0	
TOTALS	22-421-19.1/1	0-0-0.0/0	0-0-0.0/0	4-140-35.0/1	5-85-17.0/0	1-17-17.0/0	3-51-17.0/0	0-0-0.0/0	2-57-28.5/0	1-30-30.0/0	0-0-0.0/0	5-41-8.2/0	4-58	

/// GAME-BY-GAME PUNT RETURNS (NO-YDS-AVG/TD) ///

PLAYER	NO-YDS-AVG/TD	UCONN	ALA	WSU	UNLV	BYU	AFA	CSU	WYO	UNM	UH	SJSU	BSU	MEM
Jones	19-130-6.8/0	2-0-0.0/0	0-0-0.0/0	2-17-8.5/0	4-40-10.0/0	3-25-8.3/0	2-15-7.5/0	1-3-3.0/0	0-0-0.0/0	2-8-4.0/0	0-0-0.0/0	2-15-7.5/0	1-7-7.0/0	
Smith	1-56-56.0/1	0-0-0.0/0	0-0-0.0/0	0-0-0.0/0	0-0-0.0/0	0-0-0.0/0	0-0-0.0/0	0-0-0.0/0	0-0-0.0/0	0-0-0.0/0	0-0-0.0/0	1-56-56.0/1	0-0-0.0/0	
Larsen	1-10-10.0/0	0-0-0.0/0	1-10-10.0/0	0-0-0.0/0	0-0-0.0/0	0-0-0.0/0	0-0-0.0/0	0-0-0.0/0	0-0-0.0/0	0-0-0.0/0	0-0-0.0/0	0-0-0.0/0	0-0-0.0/0	
TOTALS	21-196-9.3/1	2-0-0.0/0	1-10-10.0/0	2-17-8.5/0	4-40-10.0/0	3-25-8.3/0	2-15-7.5/0	0-0-0.0/0	0-0-0.0/0	2-8-4.0/0	0-0-0.0/0	3-71-23.7/1	1-7-7.0/0	

/// UTAH STATE PUNTING ///

STEPHEN KOTSANLEE	NO	YDS	AVG	LG	I20	50+
Connecticut	5	241	48.2	59	1	2
at Alabama	10	383	38.3	60	4	4
Weber State	7	320	45.7	58	5	3
UNLV	2	81	40.5	42	1	0
at BYU	4	151	37.8	52	1	1
Air Force	2	85	42.5	44	0	0
at Colorado State	5	236	47.2	59	1	3
at Wyoming	8	405	50.6	59	3	5
New Mexico	6	267	44.5	58	1	2
at Hawai'i	6	263	43.8	54	2	2
San José State	2	84	42.0	47	0	0
at Boise State	5	202	40.4	47	3	0
vs. Memphis						
TOTALS	62	2,718	43.8	60	23	22

/// UTAH STATE KICKOFFS ///

ELLIOTT NIMROD	NO	YDS	AVG	TB	OB
Connecticut	6	367	61.2	2	0
at Alabama	1	48	48.0	0	0
Weber State	2	122	61.0	0	0
UNLV	4	193	48.2	1	1
at BYU	5	324	64.0	1	0
Air Force	7	440	62.9	3	0
at Colorado State	4	228	57.0	2	0
at Wyoming	3	195	65.0	2	0
New Mexico	6	390	65.0	5	0
at Hawai'i	8	493	61.6	5	1
San José State	6	342	57.0	0	2
at Boise State	4	222	55.0	0	2
vs. Memphis					
TOTALS	56	3,364	60.1	21	6





2022 GAME-BY-GAME STATISTICS

/// GAME-BY-GAME TACKLES ///

PLAYER	UA-AT-TT	UCONN	ALA	WSU	UNLV	BYU	AFA	CSU	WYO	UNM	UH	SJSU	BSU	MEM
Vongphachanh	33-59-52	1-6-7	1-1-2	5-6-11	7-3-10	3-6-9	1-12-13	0-9-9	6-4-10	2-4-6	2-1-3	3-2-5	2-5-7	
Reynolds	53-35-88	5-1-6	4-0-4	5-5-10	4-3-7	4-5-9	3-3-6	3-1-4	8-0-8	1-9-10	8-1-9	1-4-5	7-3-10	
Tafisi	27-42-69	4-6-10	1-2-3	3-7-10	4-6-10	3-5-8	4-9-13	7-5-12	1-2-3	0-0-0	0-0-0	0-0-0	0-0-0	
Neves	28-25-53	2-5-7	1-2-3	3-2-5	1-1-2	2-2-4	0-0-0	4-1-5	5-3-8	2-4-6	3-0-3	2-2-4	3-3-6	
Vaughns	19-30-49	1-3-4	1-1-2	2-4-6	0-0-0	0-5-5	4-3-7	0-3-3	0-0-0	0-6-6	3-2-5	3-2-5	5-1-6	
Grzesiak	22-26-48	2-1-3	1-1-2	0-5-5	1-1-2	2-1-3	0-3-3	3-2-5	3-3-6	3-3-6	3-1-4	2-4-6	2-1-3	
Anyanwu	31-12-43	2-1-3	4-1-5	6-3-9	3-1-4	2-0-2	0-0-0	1-1-2	3-0-3	3-2-5	5-2-7	2-1-3	0-0-0	
Carter	23-13-36	7-0-7	3-2-5	1-2-3	2-2-4	2-1-3	4-3-7	0-3-3	0-0-0	0-0-0	0-0-0	4-0-4	0-0-0	
Hall Jr.	23-13-36	2-4-6	5-1-6	4-3-7	5-1-6	1-2-3	1-1-2	0-1-1	5-0-5	0-0-0	0-0-0	0-0-0	0-0-0	
Larsen	19-14-33	0-0-0	3-4-7	0-3-3	0-0-0	1-3-4	0-0-0	2-1-3	1-0-1	6-2-8	5-1-6	1-0-1	0-0-0	
Motu'apuaka	13-19-32	0-1-1	0-1-1	0-0-0	4-3-7	0-0-0	1-2-3	3-2-5	1-2-3	1-3-4	0-1-1	2-3-5	1-1-2	
Alford	18-13-31	1-0-1	1-0-1	1-0-1	0-1-1	1-0-1	0-0-0	0-0-0	4-2-6	4-4-8	1-0-1	3-4-7	2-2-4	
Grayson	16-11-27	1-0-1	1-1-2	0-1-1	0-1-1	1-2-3	5-2-7	2-0-2	3-0-3	0-0-0	3-1-4	0-2-2	0-1-1	
Joyner Jr.	11-16-27	0-1-1	0-1-1	0-1-1	1-3-4	2-1-3	1-2-3	1-2-3	2-2-4	1-2-3	2-0-2	0-0-0	1-1-2	
Coleman	10-13-23	0-0-0	2-0-2	0-1-1	0-3-3	0-0-0	3-2-5	1-2-3	1-2-3	0-3-3	2-0-2	1-0-1	0-0-0	
Tatum	17-6-23	0-0-0	1-0-1	1-0-1	2-0-2	0-0-0	2-2-4	1-0-1	0-0-0	3-3-6	3-0-3	1-0-1	3-1-4	
Okeke	8-8-16	0-0-0	1-3-4	1-2-3	3-1-4	0-0-0	1-0-1	0-0-0	1-0-1	0-0-0	1-1-2	0-1-1	0-0-0	
Tuiaki	5-10-15	0-2-2	2-0-2	2-6-8	1-2-3	0-0-0	0-0-0	0-0-0	0-0-0	0-0-0	0-0-0	0-0-0	0-0-0	
Moa	5-7-12	0-0-0	1-2-3	1-1-2	0-0-0	0-0-0	0-0-0	0-0-0	3-1-4	0-0-0	1-0-1	0-1-1	0-1-1	
Vakauta	3-7-10	0-0-0	0-0-0	0-0-0	1-0-1	0-1-1	0-1-1	0-0-0	0-0-0	0-3-3	1-0-1	1-0-1	0-2-2	
Ward	3-7-10	0-0-0	1-1-2	0-0-0	0-1-1	0-0-0	0-1-1	0-3-3	2-1-3	0-0-0	0-0-0	0-0-0	0-0-0	
Steele	4-5-9	0-1-1	0-1-1	0-1-1	0-0-0	1-0-1	0-0-0	0-1-1	0-0-0	0-0-0	0-0-0	0-0-0	3-1-4	
Maile	5-2-7	0-0-0	1-0-1	0-0-0	0-0-0	0-0-0	1-0-1	0-0-0	0-0-0	0-0-0	1-1-2	1-1-2	1-0-1	
Drew	3-1-4	0-0-0	1-0-1	0-0-0	0-0-0	0-0-0	0-0-0	0-0-0	0-0-0	0-0-0	0-0-0	0-0-0	2-0-2	
Lane	3-1-4	0-0-0	0-0-0	0-1-1	0-0-0	0-0-0	0-0-0	0-0-0	0-0-0	0-0-0	1-0-1	2-0-2	0-0-0	
Smith	3-1-4	0-0-0	1-0-1	0-0-0	0-0-0	0-0-0	0-0-0	1-0-1	0-0-0	0-1-1	1-0-1	0-0-0	0-0-0	
Tia	2-2-4	0-0-0	1-0-1	1-0-1	0-0-0	0-0-0	0-1-1	0-0-0	0-0-0	0-0-0	0-0-0	0-0-0	0-1-1	
Davis	3-0-3	0-0-0	0-0-0	1-0-1	1-0-1	0-0-0	0-0-0	1-0-1	0-0-0	0-0-0	0-0-0	0-0-0	0-0-0	
E. Migao	1-2-3	0-0-0	1-0-1	0-0-0	0-1-1	0-0-0	0-1-1	0-0-0	0-0-0	0-0-0	0-0-0	0-0-0	0-0-0	
Nance	2-1-3	0-0-0	1-0-1	0-1-1	1-0-1	0-0-0	0-0-0	0-0-0	0-0-0	0-0-0	0-0-0	0-0-0	0-0-0	
McGriff	2-0-2	0-0-0	0-0-0	0-0-0	1-0-1	0-0-0	0-0-0	0-0-0	1-0-1	0-0-0	0-0-0	0-0-0	0-0-0	
Paea	1-1-2	1-0-1	0-1-1	0-0-0	0-0-0	0-0-0	0-0-0	0-0-0	0-0-0	0-0-0	0-0-0	0-0-0	0-0-0	
TEAM	2-0-2	2-0-2	0-0-0	0-0-0	0-0-0	0-0-0	0-0-0	0-0-0	0-0-0	0-0-0	0-0-0	0-0-0	0-0-0	
Bonner	1-0-1	0-0-0	0-0-0	1-0-1	0-0-0	0-0-0	0-0-0	0-0-0	0-0-0	0-0-0	0-0-0	0-0-0	0-0-0	
Cobbs	1-0-1	0-0-0	0-0-0	0-0-0	1-0-1	0-0-0	0-0-0	0-0-0	0-0-0	0-0-0	0-0-0	0-0-0	0-0-0	
Coles	1-0-1	0-0-0	0-0-0	0-0-0	0-0-0	0-0-0	0-0-0	0-0-0	0-0-0	0-0-0	1-0-1	0-0-0	0-0-0	
Garcia	0-1-1	0-0-0	0-0-0	0-0-0	0-0-0	0-0-0	0-0-0	0-1-1	0-0-0	0-0-0	0-0-0	0-0-0	0-0-0	
Joyce	0-1-1	0-0-0	0-0-0	0-0-0	0-0-0	0-0-0	0-0-0	0-0-0	0-0-0	0-1-1	0-0-0	0-0-0	0-0-0	
Marion	1-0-1	0-0-0	0-0-0	0-0-0	0-0-0	0-0-0	0-0-0	0-0-0	0-0-0	1-0-1	0-0-0	0-0-0	0-0-0	
Meacham	1-0-1	0-0-0	0-0-0	0-0-0	0-0-0	1-0-1	0-0-0	0-0-0	0-0-0	0-0-0	0-0-0	0-0-0	0-0-0	
Nimrod	1-0-1	1-0-1	0-0-0	0-0-0	0-0-0	0-0-0	0-0-0	0-0-0	0-0-0	0-0-0	0-0-0	0-0-0	0-0-0	
Tiavaasue	1-0-1	0-0-0	0-0-0	0-0-0	0-0-0	1-0-1	0-0-0	0-0-0	0-0-0	0-0-0	0-0-0	0-0-0	0-0-0	
Van Leeuwen	1-0-1	0-0-0	0-0-0	1-0-1	0-0-0	0-0-0	0-0-0	0-0-0	0-0-0	0-0-0	0-0-0	0-0-0	0-0-0	
Vaughn	1-0-1	0-0-0	0-0-0	0-0-0	1-0-1	0-0-0	0-0-0	0-0-0	0-0-0	0-0-0	0-0-0	0-0-0	0-0-0	
Wilmore	1-0-1	0-0-0	0-0-0	0-0-0	0-0-0	0-0-0	0-0-0	0-0-0	0-0-0	0-0-0	0-0-0	0-0-0	1-0-1	
TOTALS	429-404-833	32-32-64	40-26-66	38-56-94	44-34-78	27-34-61	31-48-79	30-38-68	50-22-72	27-50-77	47-12-59	30-28-58	33-24-57	

/// GAME-BY-GAME TACKLES FOR LOSS ///

PLAYER	TFL-YDS	UCONN	ALA	WSU	UNLV	BYU	AFA	CSU	WYO	UNM	UH	SJSU	BSU	MEM
Grzesiak	10.5-47	1-0-1	1-0-7	1-0-2	0-0-0	0-0-0	0-0-0	3.5-19	0.5-1	1-0-9	0-0-0	2-0-7	0.5-1	
Tafisi	9.0-25	2-0-2	0-0-0	2-0-4	1.5-5	1-0-9	0-0-0	1.5-4	1-0-1	0-0-0	0-0-0	0-0-0	0-0-0	
Vongphachanh	8.0-18	1-0.5	0-0-0	1-0-1	2-0-4	0.5-1	0-0-0	0.5-1	1.5-2	0-0-0	0-0-0	0-0-0	1.5-4	
Motu'apuaka	6.5-28	0.5-1	0-0-0	0-0-0	2.5-9	0-0-0	0-0-0	0-0-0	0-0-0	0.5-1	0-0-0	2.5-17	0.5-0	
Neves	6.5-22	1.5-6	0-0-0	0.5-0	0-0-0	1.5-4	0-0-0	0-0-0	0-0-0	1-0-7	1-0-2	0.5-2	0.5-1	
Vaughns	6.5-22	1-0-4	0-0-0	0-0-0	0-0-0	0-0-0	0.5-2	0-0-0	0-0-0	1-0-1	0-0-0	0.5-1	3.5-14	
Coleman	3.5-5	0-0-0	1-0-2	0.5-1	0.5-1	0-0-0	0-0-0	0.5-0	0-0-0	0-0-0	1-0-1	0-0-0	0-0-0	
Larsen	3-0-18	0-0-0	0-0-0	0-0-0	0-0-0	1-0-6	0-0-0	0-0-0	0-0-0	0-0-0	2-0-12	0-0-0	0-0-0	
Ward	3-0-4	0-0-0	1-0-2	0-0-0	0.5-1	0-0-0	0-0-0	1.5-1	0-0-0	0-0-0	0-0-0	0-0-0	0-0-0	
Joyner Jr.	2.5-9	0.5-1	0-0-0	0.5-2	0-0-0	0-0-0	0.5-2	0-0-0	0-0-0	1-0-4	0-0-0	0-0-0	0-0-0	
Reynolds	2.5-6	0-0-0	0-0-0	0.5-2	0-0-0	1-0-2	0-0-0	0-0-0	0-0-0	0-0-0	1-0-2	0-0-0	0-0-0	
Tuiaki	2.5-5	1-0-2	1-0-2	0.5-1	0-0-0	0-0-0	0-0-0	0-0-0	0-0-0	0-0-0	0-0-0	0-0-0	0-0-0	
Tatum	2-0-7	0-0-0	0-0-0	0-0-0	2-0-7	0-0-0	0-0-0	0-0-0	0-0-0	0-0-0	0-0-0	0-0-0	0-0-0	
TEAM	2-0-6	2-0-6	0-0-0	0-0-0	0-0-0	0-0-0	0-0-0	0-0-0	0-0-0	0-0-0	0-0-0	0-0-0	0-0-0	
Anyanwu	2-0-5	0-0-0	1-0-3	0.5-2	0.5-0	0-0-0	0-0-0	0-0-0	0-0-0	0-0-0	0-0-0	0-0-0	0-0-0	
Okeke	2-0-4	0-0-0	0-0-0	0-0-0	1-0-2	0-0-0	0-0-0	0-0-0	0-0-0	0-0-0	1-0-2	0-0-0	0-0-0	
Alford	1.5-6	0-0-0	0-0-0	0-0-0	0-0-0	0-0-0	0-0-0	0-0-0	0-0-0	1.5-6	0-0-0	0-0-0	0-0-0	
Hall Jr.	1.5-3	0.5-1	0-0-0	0-0-0	1-0-2	0-0-0	0-0-0	0-0-0	0-0-0	0-0-0	0-0-0	0-0-0	0-0-0	
Vakauta	1.5-2	0-0-0	0-0-0	0-0-0	0-0-0	0-0-0	0-0-0	0-0-0	0-0-0	0-0-0	1-0-2	0-0-0	0.5-0	
Maile	1-0-1	0-0-0	0-0-0	0-0-0	0-0-0	0-0-0	0-0-0	0-0-0	0-0-0	0-0-0	0-0-0	1-0-1	0-0-0	
Moa	1-0-6	0-0-0	0-0-0	0-0-0	0-0-0	0-0-0	0-0-0	0-0-0	1-0-6	0-0-0	0-0-0	0-0-0	0-0-0	
Carter	1-0-3	0-0-0	0-0-0	0-0-0	0.5-2	0-0-0	0-0-0	1.5-1	0-0-0	0-0-0	0-0-0	0-0-0	0-0-0	
TOTALS	80.0-252	11.0-29	5.0-16	7.0-15	12.0-33	5.0-22	1.0-4	8.0-26	4.0-10	6.0-28	7.0-21	7.0-28	7.0-20	



/// GAME-BY-GAME SACKS ///

PLAYER	SACK-YDS	UCONN	ALA	WSU	UNLV	BYU	AFA	CSU	WYO	UNM	UH	SJSU	BSU	MEM
Grzesiak	6.5-40	0.0-0	1.0-7	0.0-0	0.0-0	0.0-0	0.0-0	3.0-18	0.0-0	1.0-9	0.0-0	1.5-6	0.0-0	
Motu'apuaka	4.0-23	0.0-0	0.0-0	0.0-0	2.0-8	0.0-0	0.0-0	0.0-0	0.0-0	0.0-0	0.0-0	2.0-15	0.0-0	
Larsen	3.0-25	0.0-0	0.0-0	0.0-0	0.0-0	1.0-6	0.0-0	0.0-0	0.0-0	0.0-0	1.0-11	0.0-0	0.0-0	
Vongphachanh	2.0-5	0.0-0	0.0-0	0.0-0	1.0-3	0.0-0	0.0-0	0.0-0	1.0-2	0.0-0	0.0-0	0.0-0	0.0-0	
Neves	1.5-9	0.0-0	0.0-0	0.0-0	0.0-0	0.0-0	0.0-0	0.0-0	0.0-0	1.0-7	0.0-0	0.5-2	0.0-0	
Tafisi	1.0-9	0.0-0	0.0-0	0.0-0	0.0-0	1.0-9	0.0-0	0.0-0	0.0-0	0.0-0	0.0-0	0.0-0	0.0-0	
Moa	1.0-6	0.0-0	0.0-0	0.0-0	0.0-0	0.0-0	0.0-0	0.0-0	1.0-6	0.0-0	0.0-0	0.0-0	0.0-0	
Maile	1.0-1	0.0-0	0.0-0	0.0-0	0.0-0	0.0-0	0.0-0	0.0-0	0.0-0	0.0-0	0.0-0	1.0-1	0.0-0	
Joyner Jr.	1.0-4	0.0-0	0.0-0	0.0-0	0.0-0	0.0-0	0.0-0	0.0-0	0.0-0	1.0-4	0.0-0	0.0-0	0.0-0	
Tatum	1.0-3	0.0-0	0.0-0	0.0-0	1.0-3	0.0-0	0.0-0	0.0-0	0.0-0	0.0-0	0.0-0	0.0-0	0.0-0	
Coleman	1.0-1	0.0-0	0.0-0	0.0-0	0.0-0	0.0-0	0.0-0	0.0-0	0.0-0	0.0-0	1.0-1	0.0-0	0.0-0	
Vaughns	1.0-8	0.0-0	0.0-0	0.0-0	0.0-0	0.0-0	0.0-0	0.0-0	0.0-0	0.0-0	0.0-0	0.0-0	1.0-8	
TOTALS	23.0-126	0.0-0	1.0-7	0.0-0	4.0-14	2.0-15	0.0-0	3.0-18	2.0-8	3.0-20	2.0-12	5.0-24	1.0-8	

/// GAME-BY-GAME PASS BREAKUPS ///

PLAYER	PBU's	UCONN	ALA	WSU	UNLV	BYU	AFA	CSU	WYO	UNM	UH	SJSU	BSU	MEM
Anyanwu	10	1	0	0	2	0	0	3	0	1	1	2	0	
Reynolds	7	0	1	1	0	1	2	1	0	0	1	0	0	
Carter	5	0	1	0	0	0	0	1	0	0	0	2	1	
Vongphachanh	3	0	0	0	1	0	0	1	0	0	0	0	1	
Grayson	2	0	0	0	0	1	0	0	0	0	1	0	1	
Hall Jr.	2	0	0	0	0	0	0	0	2	0	0	0	0	
Larsen	2	1	0	0	0	0	0	0	1	0	0	0	0	
Neves	2	0	0	0	1	0	0	0	0	1	0	0	0	
Steele	2	0	0	0	0	0	0	0	1	0	0	1	0	
Grzesiak	1	0	0	0	0	0	0	1	0	0	0	0	0	
Joyner Jr.	1	0	0	0	0	0	0	0	1	0	0	0	0	
Okeke	1	0	0	0	0	0	0	0	0	0	0	1	0	
Paea	1	1	0	0	0	0	0	0	0	0	0	0	0	
Tafisi	1	0	0	1	0	0	0	0	0	0	0	0	0	
Tuiaki	1	1	0	0	0	0	0	0	0	0	0	0	0	
TOTALS	42	4	2	2	4	2	2	7	5	2	3	6	3	

/// GAME-BY-GAME FUMBLES (FORCED/RECOVERED) ///

PLAYER	FF-FR	UCONN	ALA	WSU	UNLV	BYU	AFA	CSU	WYO	UNM	UH	SJSU	BSU	MEM
Nance	0-3	0-0	0-0	0-0	0-0	0-0	0-0	0-0	0-1	0-1	0-1	0-0	0-0	
Carter	2-0	1-0	0-0	0-0	0-0	0-0	1-0	0-0	0-0	0-0	0-0	0-0	0-0	
Vongphachanh	2-0	0-0	0-0	1-0	0-0	0-0	0-0	0-0	0-0	1-0	0-0	0-0	0-0	
Grzesiak	1-1	0-1	0-0	0-0	0-0	0-0	0-0	1-0	0-0	0-0	0-0	0-0	0-0	
Grayson	0-1	0-0	0-0	0-0	0-0	0-0	0-1	0-0	0-0	0-0	0-0	0-0	0-0	
Neves	1-0	0-0	0-0	0-0	0-0	0-0	0-0	0-0	0-0	1-0	0-0	0-0	0-0	
Reynolds	0-1	0-0	0-0	0-0	0-0	0-0	0-0	0-0	0-0	0-1	0-0	0-0	0-0	
Vaughns	1-0	0-0	0-0	0-0	0-0	0-0	0-0	0-0	0-0	0-0	0-0	1-0	0-0	
TOTALS	7-6	1-1	0-0	1-0	0-0	0-0	1-1	1-0	0-1	2-2	0-1	1-0	0-0	

/// GAME-BY-GAME INTERCEPTIONS ///

PLAYER	INT-YDS	UCONN	ALA	WSU	UNLV	BYU	AFA	CSU	WYO	UNM	UH	SJSU	BSU	MEM
Larsen	4-60	1-4	1-18	0-0	0-0	0-0	0-0	0-0	0-0	0-0	2-38	0-0	0-0	
Reynolds	3-6	1-6	0-0	1-0	0-0	0-0	0-0	0-0	0-0	0-0	1-0	0-0	0-0	
Carter	1-8	0-0	0-0	0-0	0-0	0-0	1-8	0-0	0-0	0-0	0-0	0-0	0-0	
Paea	1-16	0-0	0-0	1-16	0-0	0-0	0-0	0-0	0-0	0-0	0-0	0-0	0-0	
Anyanwu	1-0	0-0	0-0	1-0	0-0	0-0	0-0	0-0	0-0	0-0	0-0	0-0	0-0	
Hall Jr.	1-0	0-0	0-0	0-0	0-0	0-0	0-0	1-0	0-0	0-0	0-0	0-0	0-0	
TOTALS	11-90	2-10	1-18	3-16	0-0	0-0	1-8	1-0	0-0	0-0	0-0	0-0	0-0	





2022 GAME-BY-GAME STATISTICS

/// UTAH STATE SCORING DRIVES ///

Opponent	QTR	Player(s)	Play	PI	Yds	Time
Connecticut	2	Bonner to K. Van Leeuwen	11 yd pass	5	45	1:40
	2	Briggs	23 yd run	7	86	2:53
	2	Bonner to McGriff	14 yd pass	4	67	0:53
	2	Coles	45 yd FG	6	19	0:51
	4	Bonner to Cobbs	11 yd pass	13	75	4:09
at Alabama	NA					
Weber State	NA					
UNLV	1	Bonner to McGriff	12 yd pass	8	52	2:53
	2	Bonner to Vaughn	10 yd pass	8	75	3:17
	4	Bonner to Vaughn	39 yd pass	3	47	0:41
at BYU	1	Legas	7 yd run	12	75	4:21
	2	Coles	50 yd FG	7	-4	2:52
	2	Legas to Cobbs	14 yd pass	6	57	2:09
	3	Coles	33 yd FG	6	37	2:16
	4	Legas to Cobbs	27 yd pass	6	80	2:11
Air Force	1	Legas to Cobbs	31 yd pass	8	72	2:30
	1	Coles	30 yd FG	9	62	3:33
	2	Coles	30 yd FG	7	64	4:14
	3	Tyler Jr.	21 yd run	13	80	6:08
	4	Legas to Vaughn	34 yd pass	10	75	3:18
	4	Legas	32 yd run	3	56	1:09
at Colorado State	1	Legas to McGriff	32 yd pass	9	87	2:27
	3	Coles	48 yd FG	8	46	2:24
	3	Davenport	4 yd run	8	59	2:28
at Wyoming	2	Davenport	5 yd run	5	17	2:05
	3	Tyler Jr.	31 yd run	7	62	3:06
New Mexico	1	Legas to Vaughn	38 yd pass	2	43	0:34
	3	Coles	6 yd run	15	88	4:09
	3	Coles	49 yd FG	6	9	2:03
	4	Coles	27 yd FG	12	77	4:48
at Hawai'i	1	Legas to Sterzer	68 yd pass	2	85	0:26
	1	Coles	21 yd FG	4	3	0:49
	2	Legas to Lane	16 yd pass	8	75	3:04
	2	Legas to Tyler Jr.	35 yd pass	5	63	1:30
	3	Tyler Jr.	4 yd run	13	75	5:43
	3	Coles	42 yd FG	6	15	2:30
San José State	1	Tyler Jr.	14 yd run	15	96	6:06
	2	Tyler Jr.	2 yd run	12	61	2:53
	3	Legas to McGriff	19 yd pass	11	81	4:05
	4	Tyler Jr.	3 yd run	9	75	3:53
at Boise State	2	Vaughn	3 yd run	11	75	4:37
	3	Coles	22 yd FG	11	70	4:38
	3	Legas to Vaughn	75 yd pass	4	87	1:22
	4	Tyler Jr.	8 yd run	13	88	5:41

NON-OFFENSIVE SCORING PLAYS

Opponent	QTR	Play
Weber State	1	Vaughn 100 yd kickoff return
UNLV	2	Safety
New Mexico	4	Reynolds 55 yd fumble return
Hawai'i	4	Larsen 36 yd interception return
San José State	2	Smith 56 yd blocked punt return

/// OPPONENT SCORING DRIVES ///

Opponent	QTR	Player(s)	Play	PI	Yds	Time
Connecticut	1	Roberson	1 yd run	9	79	3:05
	1	Turner to Marion	13 yd pass	4	79	1:48
	4	Ruelas	47 yd FG	9	46	4:37
	4	Ruelas	54 yd FG	6	16	1:51
at Alabama	1	Reichard	45 yd FG	7	44	2:52
	1	Young to Burton	5 yd pass	7	60	3:02
	1	Young to Holden	9 yd pass	3	34	1:31
	2	Young to Burton	2 yd pass	11	82	4:27
	2	Young to Holden	14 yd pass	4	77	0:55
	2	Reichard	33 yd FG	11	51	4:44
	2	Young to McClellan	8 yd pass	5	62	0:50
	3	Young	4 yd run	3	65	1:19
	3	Milroe to McClellan	17 yd pass	4	44	1:54
Weber State	1	Thompson	32 yd FG	8	42	3:07
	1	Davis	17 yd run	2	79	:44
	1	Thompson	20 yd FG	4	5	:57
	3	Barron to MacPherson	9 yd pass	18	86	9:29
	4	Barron to MacPherson	18 yd pass	5	33	2:32
UNLV	1	Brumfield	4 yd run	7	89	2:53
	1	Brumfield	1 yd run	3	5	1:02
	2	Brumfield to Williams	6 yd pass	8	62	3:29
	2	Gutierrez	23 yd FG	6	27	2:59
	2	Gutierrez	26 yd FG	7	37	1:22
	3	Robbins	5 yd run	11	57	5:10
at BYU	1	Hall to Hill	31 yd pass	2	65	:34
	2	Oldroyd	45 yd FG	8	47	2:32
	3	Hall to Erickson	14 yd pass	6	70	2:34
	3	Hall to Epps	8 yd pass	7	75	3:51
	4	Brooks	18 yd run	6	44	3:04
Air Force	1	Roberts	1 yd run	9	64	4:34
	2	Daniels	1 yd run	16	75	9:16
	3	Dapore	40 yd FG	10	29	5:32
	4	Daniels to Terry	40 yd pass	7	75	3:12
	4	Dapore	51 yd FG	5	21	1:43
at Colorado State	1	Boyle	23 yd FG	5	23	1:41
	2	Morrow	26 yd run	6	68	2:33
	4	Boyle	35 yd FG	4	-6	1:10
at Wyoming	1	Swen	30 yd run	4	80	1:54
	2	Swen	5 yd run	8	67	3:37
	2	Hoyland	43 yd FG	4	50	0:19
	3	Hoyland	51 yd FG	10	52	3:56
	4	Swen	6 yd run	9	83	4:39
New Mexico	1	Drzewiecki	31 yd FG	10	63	3:17
	2	Jones	24 yd run	9	74	4:38
	2	Schager to Panoke	11 yd pass	7	75	2:04
	2	Shipley	49 yd FG	9	33	3:27
	3	Bryant-Lelei	4 yd run	8	61	4:16
	4	Schager to Phillips	31 yd pass	10	75	3:16
	4	Hines	69 yd run	3	76	0:54
	4	Shipley	19 yd FG	14	87	2:47
San José State	1	Cordeiro to Cooks	36 yd pass	5	81	2:37
	2	Cordeiro to Cooks	29 yd pass	4	65	0:24
	3	Schive	41 yd FG	7	22	4:13
	3	Cordeiro to Cooks	9 yd pass	7	60	3:00
	4	Cordeiro to Canaan	1 yd pass	10	56	4:48
at Boise State	2	Green to McAlister	6 yd pass	9	65	4:09
	2	Green to Caples	50 yd pass	4	63	1:43
	2	Green to McAlister	25 yd pass	7	87	2:55
	3	Green to Matlock	1 yd pass	10	65	4:23
	4	Green	91 yd run	2	90	0:19

NON-OFFENSIVE SCORING PLAYS

Opponent	QTR	Play
Weber State	3	Williams 33 yd interception return
BYU	1	Tooley 34 yd interception return
Boise State	4	Oladipo 48 yd interception return

/// DRIVE SUPERLATIVES ///

	UTAH STATE (Game)	OPPONENT (Game)
Most Plays/Result	15/TD (2x, last San José State)	18/TD (Weber State)
Most Yards/Result	96/TD (San José State)	90/TD (at Boise State)
Most Time/Result	6:10/Punt (at Hawai'i)	9:29/TD (Weber State)



/// GAME-OPENING DRIVES ///

Opponent	UTAH STATE			OPPONENTS		
	1st Dns	Yds	Result	1st Dns	Yds	Result
Connecticut	1	19	Punt	3	79	TD
at Alabama	1	25	Punt	2	44	FG
Weber State	2	26	Punt	4	63	INT
UNLV	1	14	Punt	3	-11	Punt
at BYU	5	75	TD	2	65	TD
Air Force	4	72	TD	1	13	Punt
at Colorado State	2	41	INT	1	23	FG
at Wyoming	1	18	Punt	2	24	Punt
New Mexico	1	43	TD	0	8	Punt
at Hawai'i	2	85	TD	2	34	Punt
San José State	3	34	INT	3	81	TD
at Boise State	1	2	Punt	1	12	Punt
vs. Memphis						

/// SECOND HALF-OPENING DRIVES ///

Opponent	UTAH STATE			OPPONENTS		
	1st Dns	Yds	Result	1st Dns	Yds	Result
Connecticut	1	37	Punt	1	18	Punt
at Alabama	0	-1	Punt	1	65	TD
Weber State	0	3	Punt	3	0	Punt
UNLV	1	20	Downs	4	57	TD
at BYU	1	37	FG	4	70	TD
Air Force	0	-5	Punt	2	29	FG
at Colorado State	3	46	FG	1	13	Punt
at Wyoming	1	11	INT	3	39	FG Try
New Mexico	5	88	TD	1	43	Punt
at Hawai'i	0	3	Punt	5	61	TD
San José State	1	20	Fumble	2	22	FG
at Boise State	4	70	FG	3	65	TD
vs. Memphis						

/// POINTS OFF TURNOVERS ///

Opponent	UTAH STATE DEFENSE			OPPONENT DEFENSE		
	NO	TD	FG	NO	TD	FG
Connecticut	3	1	0	2	0	1
at Alabama	1	0	0	0	0	0
Weber State	3	0	0	4	1	1
UNLV	0	0	0	6	0	1
at BYU	0	0	0	3	1	0
Air Force	2	1	0	1	0	0
at Colorado State	1	0	0	2	0	2
at Wyoming	1	1	0	1	0	0
New Mexico	2	1	1	0	0	0
at Hawai'i	4	1	2	0	0	0
San José State	0	0	0	3	0	1
at Boise State	0	0	0	2	1	0
vs. Memphis						
TOTALS	17	5	3	24	3	6

/// THREE-AND-OUT ///

Opponent	UTAH STATE OFFENSE	OPPONENT OFFENSE
	3-and-Out/Drives	3-and-Out/Drives
Connecticut	1/14	2/14
at Alabama	6/13	1/13
Weber State	4/14	2/15
UNLV	1/14	4/13
at BYU	0/13	3/13
Air Force	2/10	1/10
at Colorado State	4/15	3/14
at Wyoming	3/12	1/12
New Mexico	5/13	4/12
at Hawai'i	5/15	2/14
San José State	5/13	10/17
at Boise State	4/14	5/12
vs. Memphis		
TOTALS	40/157	38/159

/// AGGIES ON COIN FLIPS ///

COIN FLIP	UCONN	ALA	WSU	UNLV	BYU	AFA	CSU	WYO	UNM	UH	SJSU	BSU	MEM
W-L/Decision	L/Receive	L/Receive	L/Receive	W/Defend	L/Receive	W/Defend	L/Receive	W/Defend	L/Defend	W/Defend	W/Defend	W/Defend	

/// RED ZONE ///

Opponent	Score	Inside	Times	Total	Rush	Pass	FGs	Failed to score inside opp. 20						
		Opp.20	Scored					FGA	Downs	Int	Fumb	Half	Game	
Connecticut	31	4	4	31	4	1	3	0	0	0	0	0	0	0
at Alabama	0	1	0	0	0	0	0	0	1	0	0	0	0	0
Weber State	7	2	0	0	0	0	0	0	1	1	0	0	0	0
UNLV	24	5	3	21	3	0	3	0	1	1	0	0	0	0
at BYU	26	5	4	23	3	1	2	1	0	0	1	0	0	0
Air Force	34	6	6	34	4	2	2	2	0	0	0	0	0	0
at Colorado State	17	2	2	14	2	1	1	0	0	0	0	0	0	0
at Wyoming	14	2	2	14	2	2	0	0	0	0	0	0	0	0
New Mexico	27	3	3	17	2	1	1	1	0	0	0	0	0	0
at Hawai'i	41	5	5	31	4	1	3	1	0	0	0	0	0	0
San José State	35	4	4	28	4	3	1	0	0	0	0	0	0	0
at Boise State	23	5	4	23	3	2	1	0	0	1	0	0	0	0





2022 GAME-BY-GAME STATISTICS

/// UTAH STATE LONG PLAYS (20-PLUS YARDS) ///

Yards	Opponent	Play (Result)
22	Connecticut	Tyler Jr. 22 yd run (1st Down)
30	Connecticut	Cobbs 30 yd pass from Bonner (1st Down)
31	Connecticut	Van Leeuwen 31 yd pass from Bonner (1st Down)
23	Connecticut	Briggs 23 yd run (TD)
29	Connecticut	McGriff 29 yd pass from Bonner (1st Down)
22	Connecticut	Tyler Jr. 22 yd pass from Bonner (Fumble)
23	Alabama	Cobbs 23 yd pass from Bonner (1st Down)
20	Weber State	Tyler Jr. 20 yd run (1st Down)
44	UNLV	Cobbs 44 yd pass from Bonner (1st Down)
40	UNLV	McGriff 40 yd pass from Bonner (1st Down)
39	UNLV	Vaughn 39 yd pass from Bonner (TD)
23	UNLV	McGriff 23 yd pass from Bonner (1st Down)
24	BYU	Vaughn 24 yd pass from Legas (1st Down)
23	BYU	Tyler Jr. 23 yd run (1st Down)
28	BYU	McGriff 28 yd pass from Legas (1st Down)
27	BYU	Cobbs 27 yd pass from Legas (TD)
31	Air Force	Cobbs 31 yd pass from Legas (TD)
26	Air Force	Tyler Jr. 26 yd run (1st Down)
22	Air Force	Cobbs 22 yd pass from Legas (1st Down)
21	Air Force	Tyler Jr. 21 yd run (TD)
34	Air Force	Vaughn 34 yd pass from Legas (TD)
32	Air Force	Legas 32 yd run (TD)
32	Colorado State	McGriff 32 yd pass from Legas (TD)
25	Colorado State	L. Williams 25 yd run (1st Down)
20	Colorado State	Tyler Jr. 20 yd run (1st Down)
31	Wyoming	Tyler Jr. 31 yd run (TD)
38	New Mexico	Vaughn 38 yd pass from Legas (TD)
24	New Mexico	Briggs 24 yd run (1st Down)
28	New Mexico	Vaughn 28 yd pass from Legas (1st Down)
68	Hawai'i	Sterzer 68 yd pass from Legas (TD)
34	Hawai'i	Cobbs 34 yd pass from Legas (1st Down)
20	Hawai'i	Tyler Jr. 20 yd run (1st Down)
35	Hawai'i	Tyler Jr. 35 yd pass from Legas (TD)
24	San José State	Cobbs 24 yd pass from Legas (1st Down)
23	San José State	McGriff 23 yd pass from Legas (1st Down)
31	San José State	Cobbs 31 yd pass from Legas (1st Down)
20	Boise State	Legas 20 yd run (1st Down)
21	Boise State	Cobbs 21 yd pass from Legas (1st Down)
25	Boise State	Vaughn 25 yd pass from Legas (1st Down)
75	Boise State	Vaughn 75 yd pass from Legas (TD)
31	Boise State	Vaughn 31 yd pass from Legas (1st Down)
41	Boise State	McGriff 41 yd pass from Legas (1st Down)

/// OPPONENT LONG PLAYS (20-PLUS YARDS) ///

Yards	Opponent	Play (Result)
52	Connecticut	Carter 52 yd run (1st Down)
44	Connecticut	Carter 44 yd run (1st Down)
23	Connecticut	Millen 23 yd run (1st Down)
25	Alabama	Prentice 25 yd pass from Young (1st Down)
63	Alabama	Young 63 yd run (1st Down)
22	Alabama	Young 22 yd run (1st Down)
58	Alabama	Gibbs 58 yd run (1st Down)
23	Alabama	Miller 23 yd run (1st Down)
25	Weber State	Bankston 25 yd run (1st Down)
62	Weber State	MacPherson 62 yd pass from Barron (1st Down)
28	Weber State	Sharp 28 yd pass from Barron (1st Down)
25	Weber State	Sharp 25 yd pass from Barron (1st Down)
20	Weber State	Sharp 20 yd pass from Barron (1st Down)
40	UNLV	K. Williams 40 yd pass from Brumfield (1st Down)
27	UNLV	Weimer 27 yd pass from Brumfield (1st Down)
26	UNLV	Robbins 26 yd run (1st Down)
29	UNLV	N. Williams 29 yd pass from Brumfield (1st Down)
34	BYU	Romney 34 yd pass from Hall (1st Down)
31	BYU	Hill 31 yd pass from Hall (TD)
40	BYU	Cosper 40 yd pass from Hall (1st Down)
27	BYU	Epps 27 yd pass from Hall (1st Down)
26	BYU	Epps 26 yd pass from Hall (1st Down)
21	BYU	Rex 21 yd pass from Hall (1st Down)
34	BYU	Brooks 34 yd run (1st Down)
30	Air Force	Roberts 30 yd run (1st Down)
40	Air Force	Terry 40 yd pass from Daniels (TD)
22	Air Force	Johnson 22 yd run (Fumble Lost)
24	Colorado State	Brown 24 yd pass from Pooler (1st Down)
26	Colorado State	Morrow 26 yd run (TD)
23	Colorado State	Williams 23 yd pass from Pooler (1st Down)
25	Colorado State	Montini 25 yd pass from Pooler (1st Down)
46	Wyoming	O'Brien 46 yd pass from Peasley (1st Down)
30	Wyoming	Swen 30 yd run (TD)
22	Wyoming	Wieland 22 yd pass from Peasley (1st Down)
39	Wyoming	Wieland 39 yd pass from Peasley (1st Down)
29	Wyoming	James 29 yd run (1st Down)
24	Wyoming	James 24 yd run (1st Down)
23	New Mexico	Holaday 23 yd run (1st Down)
24	New Mexico	Jones 24 yd run (TD)
43	New Mexico	Jones 43 yd run (1st Down)
31	Hawai'i	Bowens 31 yd pass from Schager (1st Down)
43	Hawai'i	Bryant-Lelei 43 yd run (1st Down)
28	Hawai'i	Panoke 28 yd pass from Schager (1st Down)
31	Hawai'i	Phillips 31 yd pass from Schager (TD)
28	Hawai'i	Bowens 28 yd pass from Schager (1st Down)
20	Hawai'i	Walthall 20 yd pass from Schager (Out of Bounds)
29	Hawai'i	Hines 29 yd pass from Schager (1st Down)
69	Hawai'i	Hines 69 yd run (TD)
20	San José State	Lockhart 20 yd pass from Cordeiro (1st Down)
23	San José State	Lockhart 23 yd pass from Cordeiro (1st Down)
36	San José State	Cooks 36 yd pass from Cordeiro (TD)
30	San José State	Lockhart 30 yd pass from Cordeiro (1st Down)
29	San José State	Cooks 29 yd pass from Cordeiro (TD)
20	San José State	Cooks 20 yd pass from Cordeiro (1st Down)
41	Boise State	Bowens 41 yd pass from Green (1st Down)
50	Boise State	Caples 50 yd pass from Green (TD)
29	Boise State	Lauter 29 yd pass from Green (1st Down)
25	Boise State	McAlister 25 yd pass from Green (TD)
27	Boise State	Holani 27 yd run (1st Down)
91	Boise State	Green 91 yd run (TD)



/// UTAH STATE ///

/// OPPONENT ///

OFFENSE

- **200 Yards Rushing** - 252 AT COLORADO STATE, 2022
- **300 Yards Rushing** - 325 vs. UNLV, 2022
- **400 Yards Rushing** - 426 at Hawai'i, 2018
- **300 Yards Passing** - 306 AT BOISE STATE, 2022
- **400 Yards Passing** - 406 vs. Hawai'i, 2021
- **500 Yards Passing** - 516 vs. New Mexico, 2018
- **500 Yards Total Offense** - 542 VS. CONNECTICUT, 2022
- **More Than 600 Yards Total Offense** - 628 at Air Force, 2021
- **40 Points** - 41 AT HAWAII, 2022
- **50 Points** - 51 vs. Hawai'i, 2021
- **60 Points** - 62 vs. Stony Brook, 2019
- **70 Points** - 73 vs. Tennessee Tech, 2018
- **Safety By USU** - VS. UNLV, 2022

DEFENSE

- **200 Yards Rushing** - 208 AT BOISE STATE, 2022
- **300 Yards Rushing** - 330 AT WYOMING, 2022
- **400 Yards Rushing** - 437 at Air Force, 2021
- **300 Yards Passing** - 306 AT HAWAII, 2022
- **400 Yards Passing** - 422 vs. Fresno State, 2020
- **500 Yards Passing** - 505 at Texas Tech, 2000
- **500 Yards Total Offense** - 541 AT HAWAII, 2022
- **More Than 600 Yards Total Offense** - 604 vs. Wyoming, 2021
- **40 Points** - 42 AT BOISE STATE, 2022
- **50 Points** - 55 AT ALABAMA, 2022
- **60 Points** - 66 at Oregon, 2008
- **70 Points** - 70 at Fresno State, 2001
- **Safety Against USU** - vs. New Mexico, 2018

/// UTAH STATE INDIVIDUAL LAST TIME ///

- **100 Yards Rushing** - 30-125, 3 TD, CALVIN TYLER JR. VS. SAN JOSE STATE, 2022
- **200 Yards Rushing** - 18-208, 3 TD, Devante Mays vs. Weber State, 2016
- **100 Yards Rushing by a Quarterback** - 11-118, 2 TD, Andrew Peasley vs. New Mexico, 2020
- **Two Players with 100 Yards Rushing** - Darwin Thompson (13-141, 3 TD) and Gerold Bright (16-121, 3 TD) at Hawai'i, 2018
- **300 Yards Passing** - 306 (23-40-2, TD), COOPER LEGAS AT BOISE STATE, 2022
- **400 Yards Passing** - 416 (33-48-3, 3 TD), Jordan Love at Wake Forest, 2019
- **Three TD Passes** - COOPER LEGAS AT HAWAII, 2022
- **Four TD Passes** - Logan Bonner at San Diego State, 2021
- **Five or More TD Passes** - 5, Logan Bonner at New Mexico, 2021
- **Two Players with 100 Yards Passing** - Logan Bonner (21-FOR-34, 253) and Andrew Peasley (10-FOR-15, 195) at Air Force, 2021
- **100 Yards Receiving** - 8-148, TD, TERRELL VAUGHN AT BOISE STATE, 2022
- **200 Yards Receiving** - 9-215, Deven Thompkins at New Mexico State, 2021
- **Two Players with 100 Yards Receiving** - 9-188, TD, Deven Thompkins; 9-136, 2 TD, Brandon Bowling at Air Force, 2021
- **100 Yards Receiving by a Running Back** - 4-115, 2 TD, Darwin Thompson vs. SJSU, 2018
- **100 Yards Rushing and Receiving** - 140 rush, 155 rec., Darwin Thompson vs. SJSU, 2018
- **200 Yards All-Purpose** - 214, TERRELL VAUGHN AT BOISE STATE, 2022
- **More Than Two Rushing TDs In One Game** - 3, CALVIN TYLER JR. VS. SAN JOSE STATE, 20
- **More Than Three Rushing TDs In One Game** - 4, Robert Turbin vs. Colorado State, 2011
- **More Than One Receiving TD In One Game** - 2, BRIAN COBBS AT BYU, 2022
- **More Than Three Combined TDs In One Game** - 4, Joey DeMartino (3 rush, 1 rec), at New Mexico, 2013
- **TD Pass By A Non-QB** - 29, Aaren Vaughns (WR), vs. Wyoming, 2017
- **80-Yard Run For A Touchdown** - 86, Jaylen Warren vs. Fresno State, 2020
- **80-Yard Pass For A Touchdown** - 80, Siaosi Mariner from Jordan Love vs. Wyoming, 2019
- **50-Yard Field Goal** - 50, CONNOR COLES AT BYU, 2022
- **Four or More Field Goals** - 4, Connor Coles vs. Colorado State, 2021
- **Kickoff Return For A Touchdown** - 100, TERRELL VAUGHN VS. WEBER STATE, 2022
- **Punt Return For A Touchdown** - 45, Deven Thompkins vs. Stony Brook, 2019
- **20 or More Tackles** - 24, David Woodward at Wake Forest, 2019
- **Interception Return For A Touchdown** - 36, IKE LARSEN AT HAWAII, 2022
- **Fumble Return For A Touchdown** - 55, HUNTER REYNOLDS VS. NEW MEXICO, 2022
- **Kick Blocked For A Touchdown** - (PUNT) IKE LARSEN (BLOCK), JADEN SMITH (TOUCHDOWN) vs. SAN JOSE STATE, 2022
- **Blocked Field Goal** - Justin Rice at New Mexico State, 2021
- **Blocked Extra Point** - TAVIAN COLEMAN VS. SAN JOSE STATE, 2022
- **Blocked Punt** - IKE LARSEN VS. SAN JOSE STATE, 2022
- **Blocked Extra Point For A Conversion** - (BLOCK) David Moala, (RETURN) Torrey Green vs. Southern Utah, 2015
- **Two Blocked Kicks** - (EXTRA POINT) TAVIAN COLEMAN VS. SAN JOSE STATE; (EXTRA POINT) IKE LARSEN VS. SAN JOSE STATE (PUNT), 2022
- **Two-Point Conversion** - (RUSH) Andrew Peasley at Air Force, 2021
- **Safety** - TEAM, VS. UNLV, 2022

/// OPPONENT INDIVIDUAL LAST TIME ///

- **100 Yards Rushing** - 16-101, DEDRICK PARSON (AT HAWAII), 2022
- **200 Yards Rushing** - 27-221, 3 TD, Charles Williams (AT UNLV), 2021
- **Two Players With 100 Yards Rushing** - 28-160, 3 TD, TITUS SWEN; 10-120, D.Q. JAMES (AT WYOMING), 2022
- **300 Yards Passing** - 23-46-3, 306, 2 TD, BRAYDEN SCHAGER (AT HAWAII), 2022
- **400 Yards Passing** - 29-38-1, 422, 4 TD, Jake Haener (vs. Fresno State), 2020
- **100 Yards Receiving** - 7-125, 3 TD, ELIJAH COOKS (VS. SAN JOSE STATE), 2022
- **200 Yards Receiving** - 10-202, 3 TD, Jalen Cropper (vs. Fresno State), 2020
- **Two Players With 100 Yards Receiving** - Calvin Turner Jr., 8-110, TD; Dedrick Parson 7-115, TD (vs. Hawai'i), 2021
- **Three Players With 100 Yards Receiving** - C.J. Hawthorne, 9-116 TD; J. Rivers 7-130 TD; and R. Grice-Mullen, 5-113 (vs. Hawai'i), 2007
- **80-Yard Run For A Touchdown** - 91, TAYLEN GREEN (AT BOISE STATE), 2022
- **80-Yard Pass For A Touchdown** - 86, Lamar Jordan to Delane Hart-Johnson (New Mexico), 2015
- **50-Yard Field Goal** - 51, MATTHEW DAPORE (AIR FORCE), 2022
- **Kickoff Return For A Touchdown** - 99, Cameron Stone (vs. Wyoming), 2021
- **Punt Return For A Touchdown** - 74, Avery Williams (vs. Boise State), 2019
- **Interception Return For A Touchdown** - 48, SEYI OLADIPO (AT BOISE STATE), 2022
- **Fumble Return For A Touchdown** - 60, Eugene Ford (vs. Hawai'i), 2021
- **Blocked Punt** - COLORADO STATE, 2022
- **Blocked FG** - AT BOISE STATE, 2022
- **Blocked PAT** - at San Diego State, 2021





UTAH STATE JERSEY COMBINATIONS



◀ **NAVY BLUE
HELMET / NAVY
BLUE JERSEY /
NAVY BLUE
PANTS**

Games: 24
Wins: 17
Losses: 7

2012: vs. Southern Utah (W), vs. Idaho (W)
2013: vs. Weber St. (W), vs. Wyoming (W)
2014: vs. Idaho St. (W), vs. San José St. (W)
2015: vs. Southern Utah (W), vs. BYU (L)
2016: vs. Weber St. (W), vs. SDSU (L), UNM (L)
2017: vs. Idaho St. (W), vs. Hawai'i (W), vs. NMSU (L)
2018: vs. New Mexico St. (W), vs. San José St. (W)
2019: vs. Stony Brook (W), vs. Nevada (W)
2020: vs. Fresno St. (L), vs. Air Force (L)
2021: vs. Colorado St. (W)
2022: vs. UNLV (L), vs. Air Force (W),
San José St. (W)



◀ **WHITE
HELMET /
WHITE JERSEY /
WHITE PANTS**

Games: 22
Wins: 14
Losses: 8

2012: vs. UNLV (W)
2013: vs. Boise St. (L)
2014: vs. Wake Forest (W), at Boise St. (L)
2015: vs. Colorado St. (W)
2016: vs. Arkansas St. (W), at BYU (L)
2017: vs. BYU (W), at Air Force (L)
2018: vs. Air Force (W), at Hawai'i (W)
2019: at Wake Forest (L), at LSU (L), at New Mexico (W)
2020: at Boise St. (L)
2021: vs. North Dakota (W), at San José St. (W),
at San Diego St. (W), vs. Oregon St. (W)
2022: vs. UConn (W), at Colorado St. (W),
at Hawai'i (W), at Boise St. (L)



◀ **NAVY BLUE
HELMET / WHITE
JERSEY / NAVY
BLUE PANTS**

Games: 11
Wins: 5
Losses: 6

2012: at BYU (L)
2013: at San José St. (W), vs. No. Illinois (W)
2014: at Wyoming (W)
2015: at New Mexico (L)
2016: at Wyoming (L)
2017: at Wake Forest (L)
2018: at Michigan St. (L)
2021: at Air Force (W), at New Mexico (W)
2022: at Wyoming (L)



◀ **NAVY BLUE
HELMET / NAVY
BLUE JERSEY /
WHITE
PANTS**

Games: 10
Wins: 7
Losses: 3

2012: New Mexico St. (W)
2013: vs. Hawai'i (W)
2014: vs. UNLV (W)
2015: vs. Boise St. (W)
2016: vs. Fresno St. (W)
2017: vs. Boise St. (L)
2018: vs. New Mexico (W)
2019: at Air Force (L)
2020: vs. New Mexico (W)
2021: vs. Boise St. (L)



◀ **WHITE
HELMET /
WHITE JERSEY /
BLUE PANTS**

Games: 10
Wins: 3
Losses: 7

2014: at Colorado St. (L)
2015: at San Diego St. (L)
2017: at Wisconsin (L)
2018: at Boise St. (L)
2019: at Fresno St. (W)
2020: at Nevada (L)
2021: at Washington St. (W); at New Mexico St. (W)
2022: at Alabama (L); at BYU (L)



◀ **WHITE
HELMET / NAVY
BLUE JERSEY /
WHITE PANTS**

Games: 9
Wins: 7
Losses: 2

2012: Texas St. (W)
2013: vs. Colorado St. (W)
2014: vs. New Mexico (W)
2015: vs. Nevada (W), vs. vs. Akron (L)
2018: vs. UNLV (W)
2019: vs. Colorado St. (W)
2020: vs. San Diego St. (L)
2022: vs. New Mexico (W)



◀ **NAVY BLUE
HELMET /
WHITE JERSEY /
WHITE PANTS**

Games: 4
Wins: 3
Losses: 1


2012: at UTSA (W)
2014: at Tennessee (L)
2018: at BYU (W), vs. North Texas (W)



◀ **WHITE
HELMET / NAVY
BLUE JERSEY /
NAVY BLUE
PANTS**

Games: 4
Wins: 1
Losses: 3

2017: vs. Wyoming (L)
2019: vs. Boise St. (L)
2020: vs. Hawai'i (W)
2022: vs. Weber State (L)



◀ **BLACK
HELMET /
BLACK JERSEY /
BLACK
PANTS**

Games: 3
Wins: 0
Losses: 3

2019: vs. BYU (L)
2021: vs. BYU (L), vs. Wyoming (L)



◀ **BLACK
HELMET /
WHITE JERSEY /
BLACK
PANTS**

Games: 1
Wins: 1
Losses: 0

2021: at UNLV (W)





/// AGGIE BOWL SCOREBOARD (6-9-0) ///

Year	Bowl	Opponent	Result	Head Coach	Final Record	Notes
1946	Raisin	San José State	L, 0-20	Romney	7-2-1	First bowl appearance
1947	Grape	Pacific	L, 21-35	Romney	6-5-0	First back-to-back bowl games
1960	Sun	New Mexico State	L, 13-20	Ralston	9-2-0	Started season 9-0
1961	Gotham	Baylor	L, 9-24	Ralston	9-1-1	Ranked 10th in final AP poll
1993	Las Vegas II	Ball State	W, 42-33	Weatherbie	7-5-0	First bowl win
1997	Humanitarian	Cincinnati	L, 19-35	Smith	6-6-0	Co-Big West Champion
2011	Famous Idaho Potato	Ohio	L, 23-24	G. Andersen	7-6-0	Won five-straight games
2012	Famous Idaho Potato	Toledo	W, 41-15	G. Andersen	11-2-0	School-record 11 wins
2013	Poinsettia	Northern Illinois	W, 21-14	Wells	9-5-0	First back-to-back bowl wins
2014	Gildan New Mexico	UTEP	W, 21-6	Wells	10-4-0	Third-straight bowl win
2015	Famous Idaho Potato	Akron	L, 21-23	Wells	6-7-0	Fifth-straight bowl game
2017	NOVA Home Loans Arizona	New Mexico State	L, 20-26 OT	Wells	6-7-0	Sixth bowl game in seven years
2018	New Mexico	North Texas	W, 52-13	Maile (Interim)	11-2-0	Tied school-record with 11 wins
2019	Frisco	Kent State	L, 41-51	G. Andersen	7-6-0	Eighth bowl game in nine years
2021	Jimmy Kimmel LA	Oregon State	W, 24-13	B. Anderson	11-3-0	Ranked 24th in final AP poll

/// INDIVIDUAL RECORDS ///

Most Carries: 33, Profail Grier vs. Ball State
(1993 Las Vegas Bowl II)

Most Rushing Yards: 235, Kerwynn Williams vs. Toledo
(2012 Famous Idaho Potato Bowl)

Most Rushing Touchdowns: 3, Kerwynn Williams vs. Toledo
(2012 Famous Idaho Potato Bowl)

Most Pass Attempts: 44, Jordan Love vs. New Mexico State
(2017 NOVA Home Loans Arizona Bowl)

Most Pass Completions: 30, Jordan Love vs. Kent State
(2019 Tropical Smoothie Cafe Frisco Bowl)

Most Passing Yards: 359, Jordan Love vs. North Texas
(2018 New Mexico Bowl)

Most Touchdown Passes: 4, Jordan Love vs. North Texas
(2018 New Mexico Bowl)

Longest Completion: 75 yards, Matt Sauk to Steve Smith vs. Cincinnati
(1997 Humanitarian Bowl)

Most Receptions: 11, Hunter Sharp vs. Akron
(2015 Famous Idaho Potato Bowl)

Most Receiving Yards: 151, Jalen Greene vs. North Texas
(2018 New Mexico Bowl)

Most Receiving Touchdowns: 2, Brandon Swindall vs. Akron (2015 Famous Idaho Potato Bowl); 2, Aaren Vaughns vs. North Texas (2018 New Mexico Bowl); 2, Siaso Mariner vs. Kent State (2019 Tropical Smoothie Cafe Frisco Bowl)

Most Passes Intercepted: 2, Donald Toomer vs. Ball State (1993 Las Vegas Bowl II); 2, DJ Williams vs. North Texas (2018 New Mexico Bowl)

Longest Interception Return: 32, Donald Toomer vs. Ball State
(1993 Las Vegas Bowl II)

Most Yards Total Offense: 362, Jordan Love vs. North Texas
(2018 New Mexico Bowl)

Most Tackles: 14, Troy Lefeged Jr. vs. Kent State
(2019 Tropical Smoothie Cafe Frisco Bowl)

Most Punt Returns: 6, Jordan Nathan vs. New Mexico State
(2017 NOVA Home Loans Arizona Bowl)

Most Field Goals: 2, Nick Diaz vs. Toledo (2012 Famous Idaho Potato Bowl); 2, Nick Diaz vs. Northern Illinois (2013 Poinsettia Bowl); 2, Dominik Eberle vs. New Mexico State (2017 NOVA Home Loans Arizona Bowl); 2, Dominik Eberle vs. Kent State (2019 Tropical Smoothie Cafe Frisco Bowl)

Longest Field Goal: 45, Dominik Eberle vs. Kent State
(2019 Tropical Smoothie Cafe Frisco Bowl)

Longest Scoring Run: 63, Michael Smith vs. Ohio (2011 Famous Idaho Potato Bowl); 63, Kerwynn Williams vs. Toledo (2012 Famous Idaho Potato Bowl)

Longest Scoring Pass: 75, Matt Sauk to Steve Smith vs. Cincinnati
(1997 Humanitarian Bowl)

Most Points: 18, Kerwynn Williams vs. Toledo
(2012 Famous Idaho Potato Bowl)

Most Touchdowns: 3, Kerwynn Williams vs. Toledo
(2012 Famous Idaho Potato Bowl)

Longest Scoring Pass: 75, Matt Sauk to Steve Smith vs. Cincinnati
(1997 Humanitarian Bowl)

Longest Kickoff Return for Touchdowns: 96 yards, Savon Scarver vs. New Mexico State (2017 NOVA Home Loans Arizona Bowl)

NOTE

- Team stats from the 1947 Lodi Grape Bowl are unavailable
- Individual stats from the 1946 and 1947 games are unavailable

/// TEAM RECORDS ///

Most First Downs: 29, vs. Kent State
(2019 Tropical Smoothie Cafe Frisco Bowl)

Most Rushing Yards: 353, vs. Toledo
(2012 Famous Idaho Potato Bowl)

Most Rushes: 50, vs. Ohio
(2011 Famous Idaho Potato Bowl)

Most Passing Yards: 359, vs. North Texas
(2018 New Mexico Bowl)

Most Pass Attempts: 45, vs. Akron
(2015 Famous Idaho Potato Bowl)

Most Pass Completions: 30, vs. Kent State
(2019 Tropical Smoothie Cafe Frisco Bowl)

Most Interceptions Thrown: 3, vs. Baylor (1961 Gotham Bowl); 3, vs. Cincinnati (1997 Humanitarian Bowl)

Most Touchdown Passes: 4, vs. North Texas
(2018 New Mexico Bowl)

Most Yards Total Offense: 582, vs. Toledo
(2012 Famous Idaho Potato Bowl)

Most Penalties: 15, vs. Ball State
(1993 Las Vegas Bowl II)

Most Yards Penalized: 150, vs. Ball State
(1993 Las Vegas Bowl II)

Fewest Penalties: 2, vs. San José State (1946 Raisin Bowl); 2, vs. Baylor (1961 Gotham Bowl); 2, vs. Northern Illinois (2013 Poinsettia Bowl); 2, vs. UTEP (2014 Gildan New Mexico Bowl)

Fewest Yards Penalized: 10, vs. San José State (1946 Raisin Bowl); 10, vs. UTEP (2014 Gildan New Mexico Bowl)

Most Passes Intercepted: 4, vs. North Texas
(2018 New Mexico Bowl)

Most Points: 52, vs. North Texas
(2018 New Mexico Bowl)

Fewest Points: 0, vs. San José State
(1946 Raisin Bowl)

Most Points Allowed: 51, vs. Kent State
(2019 Tropical Smoothie Cafe Frisco Bowl)

Fewest Points Allowed: 6, vs. UTEP
(2014 Gildan New Mexico Bowl)

/// OPPOSING TEAM RECORDS ///

Most First Downs: 26, by Kent State
(2019 Tropical Smoothie Cafe Frisco Bowl)

Most Rushing Yards: 252, by Kent State
(2019 Tropical Smoothie Cafe Frisco Bowl)

Most Rushes: 65, by Cincinnati
(1997 Humanitarian Bowl)

Most Passing Yards: 298, by Kent State
(2019 Tropical Smoothie Cafe Frisco Bowl)

Most Pass Attempts: 39, by Toledo
(2012 Famous Idaho Potato Bowl)

Most Pass Completions: 22, by Kent State
(2019 Tropical Smoothie Cafe Frisco Bowl)

Most Passes Intercepted: 4, by San José State
(1946 Raisin Bowl)

Most Touchdown Passes: 3, by Ball State
(1993 Las Vegas Bowl II)

Most Yards Total Offense: 550, by Kent State
(2019 Tropical Smoothie Cafe Frisco Bowl)

Most Penalties: 13, by Oregon State
(2021 LA Bowl)

Most Yards Penalized: 91, by Oregon State
(2021 LA Bowl)

Fewest Penalties: 2, by Pacific (1947 Grape Bowl); 2, by North Texas (2018 New Mexico Bowl)

Fewest Yards Penalized: 16, by New Mexico State (1960 Sun Bowl); 16, by Baylor (1961 Gotham Bowl)



/// 1947 RAISIN BOWL ///

January 1, 1947

RATCLIFFE STADIUM (Fresno, Calif.)

SCORING SUMMARY

	1	2	3	4	FINAL
San José State	0	7	13	0	20
Utah State	0	0	0	0	0

Second Quarter

SJSU- Jackson 10 yd pass from Schemmel


Third Quarter

SJSU- Jackson 11 yd pass from Schemmel

SJSU- Rhyne 2 yd run

TEAM STATISTICS

	SJSU	USU
First Downs	16	7
Rushing	42-177	34-75
Passing (C-A-T-I)	110 (9-20-2-4)	49 (7-18-0-2)
Fumbles	1-1	3-1
Penalties: Number-Yards	5-65	2-10
Punts-Yards/Avg.	5-195/39.0	6-264/44.0



Utah State's 1946 football team played in the school's first-ever bowl as it lost to San Jose State, 20-0, in the Raisin Bowl played in Fresno, Calif., on Jan. 1, 1947. USU finished the 1946 season with a 7-2-1 record and shared the Skyline Conference Championship with a 4-1-1 league mark.

FRESNO, Calif. - A powerful San José State college grid team shut out Utah State, 20-0, in the second annual Raisin Bowl at Fresno, Calif.

San José State devastated the Aggies, 16-7, in first downs, 177-74 in yards rushing, and 110-49 in yards passing.

Utah State's all-conference OC, **Ralph Maughan**, could not offset San Jose's HBs Bert Robinson and Babe Nomura. San Jose State did all of its scoring in the second and third quarters. Bill Schembel, a substitute halfback, passed to quarterback Bill Jackson for the opening touchdown, then took an aerial from Jackson for score number two. Bill Rhyne, another substitute halfback, crossed the goal line from the 1-yard line scoring the third touchdown.

Through the entire game, Utah State threatened to score twice, once in the first quarter when it reached the San José 1-yard line, and again at the end of the fourth quarter when the Aggies were again within a yard of the goal. Both attempts were denied and Utah State was confined to its own territory throughout most of the game.

/// 1947 LODI GRAPE BOWL ///

December 13, 1947

GRAPE BOWL STADIUM (Lodi, Calif.)

SCORING SUMMARY

	1	2	3	4	FINAL
Pacific	14	14	7	0	35
Utah State	0	0	7	14	21

First Quarter

COP- Kane 72 yd run (Hardin kick)

COP- Orvis 99 yd fumble return (Hardin kick)

Second Quarter

COP- LeBaron 1 yd run (Hardin kick)

COP- Rohde 14 yd pass from LeBaron (Hardin kick)

Third Quarter

USU- Groll 5 yd run (Williams kick)

COP- Brown 53 yd run (Hardin kick)

Fourth Quarter

USU- Sutich 3 yd run (Sutich kick)

USU- Groll 42 yd interception return (Williams kick)

Attendance: 10,500



Utah State's 1947 football team made it back-to-back bowl appearances as it lost to Pacific, 35-21, in the Lodi Grape Bowl. USU went 6-5-0 during the season and finished third in the Skyline Conference with a 3-3-0 record.

LODI, Calif. - All-American quarterback Eddie LeBaron led his Pacific Tigers onto victory, defeating the Utah State Aggies, 35-21, in Lodi's inaugural Grape Bowl football game.

Only six minutes into the game, Pacific fullback Harry Kane scored on a 72-yard run. Utah State answered with a 70-yard drive to land on Pacific's 1-yard line. Right HB **John Worley** fumbled, allowing halfback Bruce Orvis to recover the ball and run it back 99 yards for Pacific's second score. Early in the second quarter, LeBaron scored on a quarterback sneak from the one, and then threw for a 14-yard touchdown pass to left end John Rohde a few minutes later. Sub halfback Wayne Hardin completed all five conversion attempts.

Utah State came back from halftime facing a 28-0 deficit. QBs **John Caputo** and **John Sorensen** helped the Aggies with two touchdowns, and in the final period, HB **Ernie Groll** intercepted a long pass by LeBaron on the Pacific 42 and ran it back into the end zone. FB **Buss Williams** converted two of the three attempts.

Utah State ran up 15 first downs against the College of Pacific's 17. On the ground the Tigers gained 278 yards against the Aggies' 85.





The 1960 Utah State football team finished the season with a 9-2-0 record and won its first of two-straight co-Skyline Conference Championships.

EL PASO, TEXAS - New Mexico State, in winning its 15th-straight game, overcame Utah State, 20-13, in a bruising Sun Bowl football battle. USU owned a 7-0 lead in the first quarter when HB **Tom Larscheid** ran for 13 yards and a touchdown. The score was set up with a 53-yard punt return by **Ernie Reese**, which set a Sun Bowl record.

New Mexico State answered right back in the second quarter. Quarterback Charley Johnson's 3-yard pitch to Pervis Atkins along with Atkins' subsequent kick, tied the score in the second period.

USU then regained the lead by driving 80 yards in 15 plays with **Dolph Camilli** scoring from the 11. New Mexico State took the lead for the first time in the third quarter when Bob Gaithers ran for a 32-yard touchdown. Johnson led the offense by completing 18-of-26 passes, including two for touchdowns.

Utah State's final effort for victory was denied in the fourth quarter when FB **Doug Mayberry** was stopped short of a first down on a fourth down play. New Mexico State then ran out the clock.

NMSU quarterback Charley Johnson threw for 190 yards and was tabbed the Sun Bowl's MVP for the second straight year. The NMSU defense held the nation's top offense to just 268 total yards.

Utah State's defense was equally as impressive. USU, led by future Hall of Famer **Merlin Olsen**, held the NMSU offense to only 224 yards, including just 44 rushing yards on 32 carries.



The 1961 Utah State football team is the last team in school history to go undefeated during the regular season as they produced a 9-0-1 mark before losing to Baylor, 24-9, in the Gotham Bowl played at the Polo Grounds in New York City. Tackle **Merlin Olsen** was a consensus, first-team All-America and won the 1961 Outland Trophy as the country's top lineman.

NEWYORK, N.Y. - Converting four-of-five fumble recoveries into three touchdowns provided Baylor with the win over previously unbeaten Utah State, 24-9.

Baylor's **Ronnie Bull**, picked up a 15-yard touchdown run in the first quarter. Quarterback **Don Trull** contributed a 2-yard scoring plunge and a 39-yard touchdown pass to end **Tom Plumb**. **Carl Choate** kicked all three conversions and added three points with his 22-yard field goal.

Utah State's first score came in the third quarter when **Jim Turner** kicked a 36-yard field goal. Midway through the final quarter, **Ronnie Stanley's** pass was intercepted by Utah State's **Bob Novotny** on the Baylor 16. In three plays, Utah State produced a touchdown with **Bill Munson** scoring from the four. An attempted conversion run failed.

/// 1960 SUN BOWL ///



December 31, 1960

SUN BOWL (El Paso, Texas)

SCORING SUMMARY

	1	2	3	4	FINAL
New Mexico State	0	7	7	6	20
Utah State	7	6	0	0	13

First Quarter

USU - Larscheid 13 yd run (Miller kick)

Second Quarter

NMSU - Atkins 2 yd pass from Johnson (Atkins kick)

USU - Camilli 11 yd run (Miller kick failed)

Third Quarter

NMSU - Gaithers 32 yd run (Atkins kick)

Fourth Quarter

NMSU - Sims 7 yd pass from Johnson (Atkins kick failed)

Attendance: 16,000

TEAM STATISTICS

	NMSU	USU
First Downs	18	15
Rushing	44	268
Passing (C-A-T-I)	190 (18-26-1-0)	0 (0-4-0-0)
Total Offense	234	268
Fumbles	1	1
Penalties: Number-Yards	2-16	4-52
Punts-Yards/Avg.	3-112/37.3	4-208/52.0

INDIVIDUAL RUSHING

NMSU: Gaithers 13-65, TD; Atkins 7-10; Jackson 1-4; Gonzales 1-4; Johnson 7-(-37); Alba 3-4

USU: Mayberry 19-91; Larscheid 16-83, TD; Montalbo 5-42; Reese 9-28; Camilli 3-8, TD; Howard 1-6; Claybaugh 1-5; Butcher 1-4

INDIVIDUAL PASSING (C-A-I, Yds, TD)

NMSU: Johnson 18-26-1, 190, 2TDs

USU: Camilli 0-2-0, 0; Montalbo 0-2-0, 0

INDIVIDUAL RECEIVING

NMSU: Kelley 6-64; Sims 5-44, TD; Atkins 3-28, TD; Jackson 1-14; Gonzales 1-14; Cassell 1-11; Thompson 1-5

USU: None

/// 1961 GOTHAM BOWL ///



December 9, 1961

POLO GROUNDS (New York, N.Y.)

SCORING SUMMARY

	1	2	3	4	FINAL
Baylor	7	3	7	7	24
Utah State	0	0	3	6	9

First Quarter

BU - Bull 14 yd run (Choate kick)

Second Quarter

BU - Choate 22 yd FG

Third Quarter

USU - Turner 32 yd FG

BU - Trull 2 yd run (Choate kick)

Fourth Quarter

BU - Plumb 38 yd pass from Trull (Choate kick)

USU - Munson 4 yd run (run failed)

Attendance: 15,123

TEAM STATISTICS

	BU	USU
First Downs	14	10
Rushing	102	153
Passing (C-A-T-I)	153 (14-30-1-1)	41 (3-14-0-3)
Total Offense	255	194
Fumbles	2	5
Penalties: Number-Yards	3-16	2-32

INDIVIDUAL RUSHING

BU: Bull 13-61, TD; Whorton 6-14; Adams 4-13; Minter 3-11

USU: Montalbo 4-35; Prince 8-28; Mattson 5-27; Larscheid 11-25; Turner 5-17; Munson, 1-4, TD

INDIVIDUAL PASSING (C-A-I, Yds, TD)

BU: Ply 2-10-0, 28; Trull 11-16-0, 116, TD

USU: Munson 1-8-2, 24; Turner 1-3-1, 10; Montalbo 1-3-0, 7

INDIVIDUAL RECEIVING

BU: Plumb 3-59, Bull 4-25, Lane 2-30

USU: McNaughton 3-41



/// 1993 LAS VEGAS BOWL II ///



December 17, 1993
SAM BOYD SILVER BOWL (LAS VEGAS, NEV.)

SCORING SUMMARY

	1	2	3	4	FINAL
Ball State	0	0	17	16	33
Utah State	14	7	14	7	42

First Quarter

USU- McMahon 22 yd pass from Calvillo (Morreale kick, 10:27)
 USU- Grier 3 yd run (Morreale kick, 2:34)

Second Quarter

USU- Thompson 3 yd pass from Calvillo (Morreale kick, 0:24)

Third Quarter

BSU- McCray 7 yd pass from Neu (Swart kick, 13:11)
 BSU- Swart 31 yd FG (12:05)
 USU- Grier 15 yd run (Morreale kick, 6:41)
 USU- Lee 16 yd pass from Calvillo (Morreale kick, 3:32)
 BSU- Neu 2 yd pass from Blair (Swart kick, 0:07)

Fourth Quarter

BSU- Safety, Calvillo forced out of end zone (12:56)
 USU- Toomer 32 yd INT return (Morreale kick, 11:34)
 BSU- Nibbs 2 yd run (Neu pass good, 10:34)
 BSU- Oliver 2 yd pass from Neu (Neu pass failed, 5:07)
 Attendance: 15,508

TEAM STATISTICS

	BSU	USU
First Downs	14	27
Rushes-Yards	26-73-1	46-205-2
Passing (C-A-T-I)	241 (21-38-3-3)	286 (25-39-3-2)
Total Offense	64-314	85-491
Fumbles: Number-Lost	1-1	2-1
Penalties: Number-Yards	5-30	15-150
Punts-Yards/Avg.	5-205/41.0	3-118/39.3
Punt returns: No-Yds-TD/Avg.	0-0-0/0.0	1-4-0/4.0
Kickoff Returns: No-Yds-TD/Avg.	6-89-0/14.8	6-21-0/3.5
Interceptions: No-Yds-TD	2-14-0	2-39-1
Fumble Returns: No-Yds-TD	1-0-0	1-0-0
Possession Time	24:49	35:11
Third-Down Conversions	0-of-11	10-of-16

INDIVIDUAL RUSHING

BSU: Kent 1-27; Nibbs 6-18, TD; Blair 10-11; McCray 1-10; Neu 7-4; Deede 1-3
USU: Grier 33-142, 2TDs; Calvillo 8-50; Dye 2-8; Huey 1-5; A. Thompson 1-10

INDIVIDUAL PASSING (C-A-I, Yds, TD)

BSU: Neu 20-37-2, 239, 2TDs; Blair 1-1-0, 2, TD
USU: Calvillo 25-39-2, 286, 3TDs

INDIVIDUAL RECEIVING

BSU: Blair 10-66; Oliver 5-114, TD; Gorman 2-32; McCray 2-21, TD; Freeman 1-6; Neu 1-2, TD
USU: Jenkins 5-94; McMahon 4-54, TD; Lee 4-48, TD; A. Thompson 4-28, TD; Ray 3-22; Grier 2-32; Turner 1-10; G. Thompson 1-2

USU Punt Returns: Dye, 1-4

USU KO Returns: Dye, 2-19; Smith, 3-(-3); Toomer, 1-5

USU Interception Returns: Toomer, 2-39-1

USU Tackle Leaders: Gill 8; Smith 8; Younger 7; Moala 6

UTAH STATE STARTERS

OFFENSE

LT Maughan
 LG Tyiski
 C Bowers
 RG Mitchell
 RT DeVries
 TE Thompson
 WR McMahon
 WR Jenkins
 RB Lee
 RB Grier
 QB Calvillo

DEFENSE

DL Moala
 DL Balls
 DL Lyons
 DL Taplin
 LB Gill
 LB Younger
 CB Haymore
 WS Trimble
 FS Schow
 SS Coe
 CB Smith



Senior QB Anthony Calvillo (13) was named the MVP of the Las Vegas Bowl II as he was 25-of-39 passing for 286 yards and three touchdowns in leading Utah State to its first-ever bowl win with a 42-33 victory against Ball State. Calvillo also rushed for 50 yards on eight carries in the game.

LAS VEGAS, Nev.- Senior QB Anthony Calvillo tossed three touchdown passes and junior RB Profail Grier ran for two scores as Utah State defeated Ball State, 42-33, in Las Vegas Bowl II on Dec. 17, 1993 in Las Vegas, Nev., marking Utah State's first bowl victory in its 96-year football history. For Utah State, it was just its fifth bowl game in school history and first since playing in the 1961 Gotham Bowl.

Utah State finished the game with 491 yards of total offense (205-rushing, 286-passing) as compared to 314 yards of total offense (73-rushing, 241-passing) for Ball State. USU recorded 27 first downs in the game and was 10-of-16 on third downs, while BSU had just 14 first downs and went 0-of-11 on third downs. USU also won the possession battle, 35:11 to 24:49.

Calvillo completed 25-of-39 passes for 286 yards to earn MVP honors. He also rushed for 50 yards on eight carries. Grier finished the game with 142 rushing yards on 33 carries to go along with his two scores, and caught two passes for 32 yards. Senior WR Tony Jenkins had five catches for 94 yards as eight different Aggies caught passes in the game.

Utah State scored on its first two possessions with drives of 73 and 82 yards, respectively. Calvillo, who completed his first seven pass attempts, hit senior WR Cotie McMahon from 22 yards out for the first score just 4:33 into the game. Eight minutes later, Grier reached the end zone on a 3-yard run capping a 13-play, 82-yard drive that took 5:26 off the clock. With 24 seconds remaining in the first half, senior WR Aubrey Thompson scored on a 3-yard pass from Calvillo to make the halftime score 21-0 for USU. On its last drive of the half, USU went 68-yards in 17 plays and used 7:43. The Aggie offense rolled up 329 total yards in the first half and produced 18 first downs.

Ball State scored 10 straight points to open the third quarter on a 7-yard touchdown pass and a 31-yard field goal in the first three minutes, but Utah State got a 15-yard touchdown run from Grier and another touchdown pass from Calvillo, this time to senior WR Mike Lee good for 16 yards. USU's first touchdown of the third quarter was a 12-play, 75-yard drive that took 5:24, while its second was just a 3-play, 24-yard drive in 1:26.

Junior CB Donald Toomer iced the game when he returned an interception 32 yards for a score to give the Aggies a 42-19 lead with 11:34 left in the game. In all, Toomer had two interceptions in the game that he returned 39 yards.

Ball State scored the final 14 points of the game on a 2-yard run with 10:34 to play and a 2-yard pass with 5:07 remaining in the contest.

McMahon finished the game with four catches for 54 yards, while Thompson had four catches for 28 yards and Lee added four catches for 48 yards for USU.

Senior CB Damon Smith and freshman LB David Gill led Utah State with eight tackles apiece, while senior LB Jermaine Younger had seven tackles and senior DE Scott Moala finished with six stops.



Utah State players celebrate their Las Vegas Bowl II win with head coach Charlie Weatherbie.





Senior WR Steve Smith (4) earned Utah State MVP honors as he had four receptions for 136 yards and a 75-yard touchdown, while also returning two punts for 26 yards and two kickoffs for 58 yards in Utah State's 35-19 loss to Cincinnati in the 1997 Humanitarian Bowl.

BOISE, Idaho- Utah State spotted Cincinnati a 28-point advantage before scoring 19 of the game's final 26 points as the Aggies fell 35-19 in the first Humanitarian Bowl at Boise, Idaho on Dec. 29, 1997.

The Aggies suffered through their second-lowest offensive output of the season in both scoring (16 at Oregon State) and yardage (283 vs. New Mexico) in the game.

Utah State finished the game with just 316 yards of total offense (63-rushing, 253-passing) as compared to 411 total yards (225-rushing, 186-passing) for Cincinnati. The Bearcats also controlled the ball for 42:17 as it converted on 14-of-22 (.636) third downs, while USU had the ball for just 17:43 as it converted just 2-of-10 (.200) third downs. In all, Cincinnati ran 40 more plays (90-50) in the game as it averaged 4.6 yards per play as compared to 6.3 yards per play for USU.

Utah State did not practice outdoors until the two days prior to the game as the Aggies worked out in the USU fieldhouse for the month between the end of the regular season and the bowl game. That rustiness was evident as USU went scoreless in the first half as Cincinnati put up a 21-0 halftime advantage.

Cincinnati's first touchdown of the game was on a 14-yard pass from Chad Plummer to Cornelius Bonner with 4:03 to play in the first quarter. Bonner caught another 14-yard pass, this time from Deontey Kenner, just 48 seconds into the second quarter. The Bearcats final touchdown of the first half was on a 1-yard run.

After Cincinnati extended its lead to 28-0 with 8:39 to play in the third quarter on a 15-yard run by Plummer, Utah State warmed up, scoring three touchdowns in an eight minute span, but the Aggies were controlled by a bigger, stronger Cincinnati team. USU's first score came on a 75-yard pass from senior QB **Matt Sauk** to senior WR **Steve Smith** with 7:31 to play in the third quarter. USU scored again late in the third quarter on a 3-yard run by senior RB **Melvin Blue**, and its final touchdown of the game came with 14:18 to play in the game on a 10-yard fumble return by freshman LB **Brent Passey**.

Cincinnati's final touchdown of the game was with 2:28 to play in the third quarter on a 7-yard touchdown run by Orlando Smith to make the score 35-7, before USU scored the final 12 points of the game.

Smith earned USU MVP honors as he had four receptions for 136 yards and a 75-yard touchdown, while also returning two punts for 26 yards and two kickoffs for 58 yards. The game was the final one for head coach **John L. Smith**, who had announced that he had taken the head coaching job at Louisville immediately after the final regular season game at North Texas.

Sauk finished the game 12-of-30 passing for 253 yards with one touchdown and three interceptions. Kenner passed for 124 yards as he completed 10-of-16 passes with one touchdown, while Plummer was selected as the Bearcats' MVP in the game after rushing for 53 yards, passing for 62 yards and catching four passes for 64 more yards. Sophomore RB **Demario Brown** was the Aggies' top rusher as he carried the ball 12 times for 56 yards, and senior WR **Nakia Jenkins** added 80 receiving yards on four receptions.

Junior LB **Tony D'Amato** led Utah State with 12 tackles, while junior CB **Johndale Carty** and junior LB **Craig Miller** each posted nine stops.



Junior ILB Tony D'Amato (46) had a game-high 12 tackles, including one for loss, against the Bearcats.

/// 1997 HUMANITARIAN BOWL ///



December 29, 1997

BRONCO STADIUM (Boise, Idaho)

SCORING SUMMARY

	1	2	3	4	FINAL
Cincinnati	7	14	14	0	35
Utah State	0	0	13	6	19

First Quarter

CIN - Bonner 14 yd pass from Plummer (Judge kick, 4:03)

Second Quarter

CIN - Bonner 14 yd pass from Kenner (Judge kick, 14:12)

CIN - Smith 1 yd run (Judge kick, 8:30)

Third Quarter

CIN - Plummer 15 yd run (Judge kick, 8:39)

USU - Smith 75 yd pass from Sauk (Bohn kick, 7:31)

CIN - O. Smith 7 yd run (Judge kick, 2:28)

USU - Blue 3 yd run (Bohn kick failed, 0:29)

Fourth Quarter

USU - Passey 10 yd fumble return (Sauk pass failed, 14:18)

Attendance: 16,131

TEAM STATISTICS

	CIN	USU
First Downs	23	15
Rushes-Yards-TD	65-225-3	20-63-1
Passing (C-A-T-I)	186 (15-25-2-0)	253 (12-30-1-3)
Total Offense	90-411	50-316
Fumbles: Number-Lost	2-1	1-1
Penalties: Number-Yards	7-84	3-13
Punts-Yards/Avg.	5-184/36.8	6-194/32.3
Punt returns: No-Yds-TD/Avg.	4-65-0/16.3	2-26-0/13.0
Kickoff Returns: No-Yds-TD/Avg.	4-83-0/20.8	2-58-0/29.0
Interceptions: No-Yds-TD	3-64-0	0-0-0
Fumble Returns: No-Yds-TD	2-0-0	1-10-1
Possession Time	42:17	17:43
Third-Down Conversions	14-of-22	2-of-10

INDIVIDUAL RUSHING

CIN: O. Smith 15-78, TD; Plummer 15-53, TD; Cooper 17-47; Smith 7-32, TD; Royal 9-24; Ison 1-1; Johnson, 1-(-10)
USU: Brown 12-56; Smith 2-11; Blue 2-6, TD; Sauk 4-(-10)

INDIVIDUAL PASSING (C-A-I, Yds, TD)

CIN: Kenner 10-16-0, 124, 0; Plummer 5-9-0, 62, 0
USU: Sauk 12-30-3, 253, TD

INDIVIDUAL RECEIVING

CIN: Bonner 4-48, 2TD; Collins-Baker 4-36; Plummer 4-64; Monroe 2-26; Royal 1-12
USU: Smith 4-136, TD; Jenkins 4-80; Brown 3-29; Damuni 1-8

USU Punt Returns: Smith, 2-26

USU KO Returns: Smith, 2-58

USU Interception Returns: None

USU Tackle Leaders: D'Amato 12; Carty 9; Miller 9; Dicko 8; Sofonia 7; Smith 7

/// 2011 FAMOUS IDAHO POTATO BOWL ///



December 17, 2011
BRONCO STADIUM (Boise, Idaho)

SCORING SUMMARY

	1	2	3	4	FINAL
Ohio	0	7	10	7	24
Utah State	9	0	14	0	23

First Quarter

USU - Team Safety (8:02)

USU - Lloyd 3yd pass from Kennedy (Thompson kick, 3:39)

Second Quarter

OHIO - Roback 26 yd pass from Tettleton (Weller kick, 4:40)

Third Quarter

USU - Smith 63 yd run (Thompson kick, 12:19)

OHIO - Weller 32 yd FG (9:52)

USU - Smith 11 yd run (Thompson kick, 5:51)

OHIO - Brazil 44 yd pass from Tettleton (Weller kick, 3:45)

Fourth Quarter

OHIO - Tettleton 1 yd run (Weller kick, 0:13)

Attendance: 28,076

TEAM STATISTICS

	OHIO	USU
First Downs	22	18
Rushes-Yards-TD	42-125-1	50-345-2
Passing (C-A-T-I)	220 (19-26-2-0)	96 (12-19-1-0)
Total Offense	68-345	69-441
Fumbles: Number-Lost	2-0	1-1
Penalties: Number-Yards	6-45	4-40
Punts-Yards/Avg.	6-300/50.0	5-202/40.4
Punt returns: No-Yds-TD/Avg.	4-9-0/2.2	1-1-0/1.0
Kickoff Returns: No-Yds-TD/Avg.	4-83-0/20.8	5-76-0/15.2
Interceptions: No-Yds-TD	0-0-0	0-0-0
Fumble Returns: No-Yds-TD	1-7-0	0-0-0
Possession Time	26:48	33:12
Third-Down Conversions	5-of-14	9-of-17

INDIVIDUAL RUSHING

OHIO: Harden, 15-47; Blankenship, 11-47; Tettleton, 16-31, TD

USU: Smith, 12-157, 2TD; Turbin, 20-101; K. Williams, 9-62; Kennedy, 6-11; Keeton, 1-10; Morrison, 1-5

INDIVIDUAL PASSING (C-A-I, Yds, TD)

OHIO: Tettleton, 19-26-0, 220, 2TD

USU: Kennedy, 11-18-0, 63, TD; Morrison, 1-1-0, 33, 0

INDIVIDUAL RECEIVING

OHIO: Brazil, 8-108, TD; Harden, 4-37; Dunlop, 3-35; Roback, 1-26, TD; Thompson, 1-6; Gross, 1-6; Foster, 1-2

USU: Van Leeuwen, 1-26; Morrison, 4-25; Smith, 1-10; Moats, 2-9; Jacobs, 2-8; Kennedy, 0-8; Turbin, 1-7; Lloyd, 1-3, TD

USU Punt Returns: Morrison, 1-1

USU KO Returns: Jacobs, 4-65; Harris, 1-11

USU Interception Returns: None

USU Tackle Leaders: Gallagher, 9; Lawson, 8; Wagner, 7; McMillian, 6.

UTAH STATE STARTERS

OFFENSE

LT Molina-Sanchez
 LG R. Hill
 C T. Larsen
 RG Asisi
 RT Schultz
 WR Van Leeuwen
 WR Austin
 WR Morrison
 RB Smith
 RB Turbin
 QB Kennedy

DEFENSE

DL C. Williams
 DL Vaifoo
 DL Garner
 LB Filimoeatu
 LB Gallagher
 LB Wagner
 LB McMillian
 CB Lawson
 FS Brady
 SS Bowden
 CB Robertson



Senior RB Michael Smith (20) rushed for a career-high 157 yards on just 12 carries and scored two touchdowns in Utah State's 24-23 loss to Ohio in the 2011 Famous Idaho Potato Bowl. Smith, who added one reception for 10 yards, was named Utah State's MVP.

BOISE, Idaho - In a season full of close finishes, the outcome at Famous Idaho Potato Bowl was no different for Utah State (7-6, 5-3 WAC) as Ohio scored with 13 seconds remaining in the fourth quarter to earn a 24-23 win against the Aggies on Dec. 17, 2011 at Bronco Stadium in Boise.

After much deliberation on the two plays earlier to get to the goal line, Ohio quarterback Tyler Tettleton scored on a 1-yard touchdown run with 13 seconds left to tie the score at 23-23. The ensuing extra point from Matt Weller gave the Bobcats their first and only lead of the game.

In the Aggies' first bowl game since 1997, senior RB **Michael Smith** ran for a career-high and USU bowl record 157 yards, scoring both of Utah State's rushing touchdowns. Junior RB **Robert Turbin** recorded his eighth 100-yard rushing game of the season with 101 yards.

Utah State ended its historic season with a 7-6 record, which is its first seven-win season since 1993. The loss snaps the Aggies' five-game winning streak, and gave the Bobcats their first ever bowl win in their sixth bowl appearance, improving to 10-4.

The Aggies jumped out to an early 2-0 lead in the first quarter after Tettleton fumbled in the end zone with 9:23 remaining in the first quarter.

USU expanded its lead to 9-0 later in the first quarter when junior QB **Adam Kennedy** connected with senior TE **Tarren Lloyd** for a 3-yard touchdown pass to give the Aggies the 9-0 lead after the first quarter. The USU defense pitched its fourth first-quarter shutout this season, and second in a row.

Ohio cut that lead to 9-7 early in the second quarter when Derek Roback scored on a 26-yard pass from Tettleton with 4:40 to play in the half. It would be the only score of the second quarter as USU entered the locker room with a 9-7 advantage.


Smith and the Aggies wasted no time getting on the board in the third quarter when Smith broke off a 63-yard run with 12:19 remaining to put USU up 16-7. It was the longest rush allowed by the highly-touted Ohio defense during the season.

Less than three minutes later, the USU defense was able to hold the Bobcats to a field goal when Matt Weller drilled a 32-yard field goal to cut the Blue and White lead to 16-10.

The high-scoring third quarter continued with Smith scoring his second touchdown of the game with an 11-yard scamper and sophomore PK **Josh Thompson** booted his third extra point of the night to put USU up 23-10 with 5:51 left in the third stanza. The frenzied third-quarter scoring wasn't done as Tettleton hit Ohio's MVP Brazil with a 44-yard scoring strike to pull the Bobcats within 23-17 at the 3:45 mark of quarter number three.

Kennedy was injured late in the third quarter, and freshman QB **Chuckie Keeton** returned under center for the first time since Nov. 5 after starting USU's first eight games of the season but getting injured himself in the Hawai'i game. Keeton ran for a 10-yard gain on his first play, but the drive later stalled at midfield.

On USU's first drive of the fourth quarter, Kennedy returned and the Aggies again reached midfield, but couldn't get into scoring territory. The USU defense held Ohio, but Bobcat punter Paul Hershey boomed a 59-yard punt, pinning the Aggies at the USU 7. Utah State couldn't get a first down and had to punt it away to Ohio, and the Bobcats began their winning drive with 2:02 left.



Senior LB Kyle Gallagher (43) had nine tackles, including 0.5 for loss, against the Bobcats.





Senior RB Kerwynn Williams (25) rushed for a career-high 235 yards on just 18 carries and scored three touchdowns in leading Utah State to a 41-15 win against Toledo in the 2012 Famous Idaho Potato Bowl. Williams, who added two receptions for 34 yards, was named the game's MVP.

BOISE, Idaho- Utah State (11-2, 6-0 WAC) concluded its most successful season in school history with a 41-15 rout of Toledo (9-4, 6-2 MAC) in the Famous Idaho Potato Bowl on Dec. 15, 2012 as senior RB Kerwynn Williams was named the game's Most Valuable Player as he ran for a career-best 235 yards and tied his career-high with three touchdowns on runs of 63, 5 and 25 yards, all in the fourth quarter.

Utah State led 13-6 heading into the final 15 minutes of play before Toledo cut it to 13-9 following a 29-yard field goal with 7:28 to play. From there it was all USU as Williams scored his first touchdown of the game on a 63-yard run to cap a 2-play, 70-yard drive. Following a three-and-out by the Rockets, Williams rattled off a 56-yard run and then scored from 5-yards out to give USU a 27-9 advantage. During the drive, Williams accounted for all 62-yards on three carries. Sophomore FS Brian Suite then picked off Toledo's Austin Dantin two plays later, which led to Williams' third touchdown of the quarter on a 25-yard run upping USU's lead to 34-9 following a 2-play, 39-yard drive. Toledo returned the ensuing kickoff 87-yards for a score, its only touchdown of the day, to cut the deficit to 34-15. Williams then rushed for 32 yards on USU's next offensive play and sophomore RB Joe Hill scored on the Aggies' next play with a 24-yard run for a 2-play, 56-yard drive making the final score 41-15 as the Aggies scored 28 points in just 5:15.

In the fourth quarter, Utah State gained 228 yards, including 221 on the ground, as Williams rushed for 198 yards on just seven carries to go along with his three touchdowns.

Williams, who end the game with 269 all-purpose yards, set the Western Athletic Conference record with 6,928 career all-purpose yards to rank 11th in NCAA history at the Football Bowl Subdivision (FBS) level. Overall, Williams' 235 rushing yards were the second-most in Famous Idaho Potato Bowl history and the 19th-most in a single-game in school history.

Utah State finished the game with 582 yards of total offense (353-rushing, 229-passing) to rank as the third-most during the year and 14th-most in school history. USU's 353 rushing yards were a season-high and the 19th-most in a single-game in school history, while its 28 fourth quarter points are its most in any quarter since 2011 and tied for the most in any quarter in Famous Idaho Potato Bowl history.

Toledo finished the game with 315 yards of total offense (173-passing, 142-rushing).

Sophomore QB **Chuckie Keeton** scored Utah State's first touchdown on a 62-yard run in the first quarter to give USU a 7-3 lead after Toledo scored the first points of the game on a 37-yard field goal on its opening series. In all, Keeton rushed for 92 yards on nine carries and added 229 yards through the air as he was 21-of-31 passing to set single season school records for both completions (275) and passing yards (3,373).

The only other points scored in the first half were on a pair of field goals as Toledo cut the lead to 7-6 early in the second quarter on another 37-yarder, while USU sophomore PK **Nick Diaz** connected from 27-yards out on the last play of the first half to send the Aggies into the locker room up 10-6.

Diaz added a 44-yard field goal on the Aggies' first possession of the third quarter to up its lead to 13-6 for the only score of the period, before the two teams combined for 37 fourth quarter points.

Senior LB **Bojay Filimoeatu** led USU's defense with 11 tackles, while redshirt freshman LB **Kyler Fackrell** recorded his third interception of the year in the third quarter in the red zone on a pass that was tipped by junior LB **Jake Doughty**.

In all, Utah State concluded the year with seven-straight wins.



Senior LB Bojay Filimoeatu (55) had 11 tackles, one sack and one pass breakup against the Rockets.

/// 2012 FAMOUS IDAHO POTATO BOWL ///



December 15, 2012

BRONCO STADIUM (Boise, Idaho)

SCORING SUMMARY

	1	2	3	4	FINAL
Toledo	3	3	0	9	15
Utah State	7	3	3	28	41

First Quarter

TOL - Detmer 37 yd FG (13:06)

USU - Keeton 62 yd run (Diaz kick, 3:07)

Second Quarter

TOL - Detmer 37 yd FG (9:57)

USU - Diaz 27 yd FG (0:00)

Third Quarter

USU - Diaz 44 yd FG (11:12)

Fourth Quarter

TOL - Detmer 29 yd FG (7:28)

USU - K. Williams 63 yd run (Diaz kick, 6:57)

USU - K. Williams 5 yd run (Diaz kick, 4:55)

USU - K. Williams 25 yd run (Diaz kick, 3:41)

TOL - Reedy 87 yd kickoff return (Owens pass failed, 3:29)

USU - Hill 24 yd run (Diaz kick, 1:42)

Attendance: 29,243

TEAM STATISTICS

	TOL	USU
First Downs	18	22
Rushes-Yards-TD	37-142-0	31-353-5
Passing (C-A-T-I)	173 (19-39-0-2)	229 (21-31-0-0)
Total Offense	76-315	62-582
Fumbles: Number-Lost	0-0	2-2
Penalties: Number-Yards	7-54	8-89
Punts-Yards/Avg.	6-240/40.0	4-172/43.0
Punt returns: No-Yds-TD/Avg.	1-5-0/5.0	1-8-0/8.0
Kickoff Returns: No-Yds-TD/Avg.	7-192-1/27.4	5-89-0/17.8
Interceptions: No-Yds-TD	0-0-0	2-26-0
Fumble Returns: No-Yds-TD	1-(-4)-0	0-0-0
Possession Time	35:55	24:05
Third-Down Conversions	6-of-17	5-of-11

INDIVIDUAL RUSHING

TOLEDO: Reedy 10-50; Fluellen, 7-38; McDowell, 5-21;

Pasquale, 6-17; Owens, 2-14; Dantin, 6-6; Team, 1-(-4)

USU: K. Williams 18-235 3 TD; Keeton 9-92 TD; Hill 3-26 TD; Diaz 1-0

INDIVIDUAL PASSING (C-A-I, Yds, TD)

TOLEDO: Dantin 12-21-2, 132, 0; Owens, 6-17-0, 30, 0; Macon, 1-1-0, 11, 0

USU: Keeton, 21-31-0, 229, 0

INDIVIDUAL RECEIVING

TOLEDO: Reedy 6-62; Olack, 3-17; Russell, 2-35; Scott, 2-12; Pasquale, 2-9; McDowell, 1-18; Owens, 1-11; Macon, 1-5; Davidson, 1-4

USU: Austin 6-77; Jacobs 5-58; Natson 4-16; K. Williams 2-34; Reynolds 2-27; Bartlett 1-11; Webb 1-6

USU Punt Returns: Webb, 1-8

USU KO Returns: Jacobs, 4-89

USU Interception Returns: Fackrell 1-16; Suite 1-10

USU Tackle Leaders: Filimoeatu, 11; Z. Vigil, 9;

Doughty, 8; Davis, 8; Brady, 6; McMillian, 3; Fackrell, 3

UTAH STATE STARTERS

OFFENSE

LT	Markosian
LG	Kev. Whimpey
C	T. Larsen
RG	Ky. Whimpey
RT	Schultz
WR	Webb
WR	Van Leeuwen
WR	Austin
WR	Natson
RB	Williams
QB	Keeton

DEFENSE

DL	C. Williams
DL	Pataiali'i
DL	Lapuaaho
LB	Filimoeatu
LB	Doughty
LB	Fackrell
LB	Z. Vigil
CB	Lawson
FS	Brady
SS	Suite
CB	Davis



/// 2013 SDCCU POINSETTIA BOWL ///



December 26, 2013

QUALCOMM STADIUM (San Diego, Calif.)

SCORING SUMMARY

	1	2	3	4	FINAL
Utah State	3	3	7	8	21
Northern Illinois	0	7	0	7	14

First Quarter

USU - Diaz 31 yd field goal (6:56)

Second Quarter

USU - Diaz 39 yd field goal (14:09)

NIU - Lynch 1 yd run (Sims kick, 8:17)

Third Quarter

USU - Swindall 5 yd pass from Garretson (Diaz kick, 11:57)

Fourth Quarter

USU - DeMartino 1 yd run (Natson pass from Garretson, 4:14)

NIU - Brescacin 15 yd pass from Lynch (Sims kick, 1:44)

Attendance: 23,408

TEAM STATISTICS

	USU	NIU
First Downs	17	19
Rushing	168	99
Passing	121	216
Fumbles: Number-Lost	1-0	1-1
Penalties: Number-Yards	2-20	4-46
Punts-Yards/Avg.	3-135/45.0	4-142/35.5
Punt returns: No-Yds-TD/Avg.	0-0-0/0.0	0-0-0/0.0
Kickoff Returns: No-Yds-TD/Avg.	2-38-0/19.0	4-102-0/25.5
Interceptions: No-Yds-TD	1-0-0	2-15-0
Fumble Returns: No-Yds-TD	0-0-0	0-0-0
Possession Time	32:21	27:39
Third-Down Conversions	7-of-17	7-of-17

INDIVIDUAL RUSHING

NIU: Lynch, 18-39 TD; Stingily, 11-38; Maxwell, 1-10;

Spencer, 2-6; Brown, 3-5; Turner, 1-1; Lewis, 2-0

USU: DeMartino, 23-143 TD; Marshall, 6-40; Glover-Wright, 1-3; Natson, 5-3; Garretson, 6-(-6); Team, 4-(-15)

INDIVIDUAL PASSING (A-C-I, Yds, TD)

NIU: Lynch, 20-35-1, 216, TD

USU: Garretson, 17-29-2, 121, TD

INDIVIDUAL RECEIVING

NIU: Lewis, 6-55; Brown, 4-63; Brescacin, 3-30 TD; Eakes, 3-29; Maxwell, 2-23; Spencer, 1-10; Stingily, 1-6

USU: Butler 4-33; Swindall 4-28 TD; Natson 3-11; Van Leeuwen 2-23; Houston 1-11; DeMartino, 1-8; Marshall 1-4; Andersen 1-3

USU Punt Returns: None

USU KO Returns: Glover-Wright, 2-38-21

USU Interception Returns: Suite, 1-0-0


USU Tackle Leaders: Suite, 11; Z. Vigil, 9; N. Vigil 8

UTAH STATE STARTERS

OFFENSE

LT	Kev. Whimpey	DE	C. Williams
LG	Tauauve'a	NG	Pataiali'i
C	T. Larsen	DT	B. Larsen
RG	Markosian	LB	Fackrell
RT	Schultz	LB	Doughty
TE	Andersen	LB	Z. Vigil
WR	Natson	LB	N. Vigil
WR	Swindall	CB	Byrd
WR	Van Leeuwen	CB	Lawson
RB	DeMartino	SS	Suite
QB	Garretson	FS	Sutera

DEFENSE



Senior RB Joey DeMartino (28) rushed for 143 yards on 23 carries and scored the eventual game-winning touchdown on a 1-yard run in the fourth quarter to lead Utah State to a 21-14 win against No. 24 Northern Illinois in the San Diego County Credit Union Poinsettia Bowl. DeMartino, who added one reception for eight yards, was named the game's Offensive MVP.

SAN DIEGO, Calif. - Behind 143 rushing yards from senior RB **Joey DeMartino**, Utah State (9-5) posted a 21-14 win against No. 24 Northern Illinois (12-2) in the San Diego County Credit Union Poinsettia Bowl here at Qualcomm Stadium on Dec. 26, 2013.

DeMartino was named the Offensive Most Valuable Player for his efforts, which included one touchdown and a 58-yard rush which is a new Poinsettia Bowl record. It was DeMartino's seventh 100-yard outing this season.

Senior LB **Jake Doughty** was named the Defensive MVP for his eight tackle, one forced fumble outing. Doughty added 1.5 tackles for loss in the game.

Utah State ended the game with 289 total yards, on 168 rushing yards and 121 passing yards, and Northern Illinois had a season-low 315 yards of total offense, tallying 216 yards passing a being limited to 99 yards rushing, also a season-low for the Huskies. The 14 points was also a season-low for NIU.

Freshman QB **Darell Garretson** was 17-of-28 passing for 121 yards with one touchdown and two interceptions for Utah State, while junior WR **Ronald Butler** and sophomore WR **Brandon Swindall** each had four catches, with Butler tallying 33 yards and Swindall amassing 28 yards and USU's lone touchdown catch.

Junior FS **Brian Suite** led the Aggies' defensive with a game-high 11 tackles, one interception and one fumble recovery. Junior LB **Zach Vigil** added nine stops, while redshirt-freshman LB **Nick Vigil** and junior SS **Frankie Sutera** had seven tackles apiece.

Utah State got on the board first with a 31-yard field goal by junior PK **Nick Diaz** for a 3-0 Aggie lead with 6:56 left in the first quarter. The field goal was set up by a fumble that was forced by Doughty and recovered by Suite.

Following a missed 37-yard field goal by Northern Illinois, Diaz connected on his second field goal of the game from 39 yards to tie the Poinsettia Bowl record for longest field goal and a 6-0 Aggie advantage just 51 seconds into the second quarter.

Northern Illinois got on the board with a 2-yard scamper by Jordan Lynch with 8:17 left in the second quarter for a 7-6 lead, which they held into halftime.

The Aggie defense made a sudden change on NIU's opening possession of the second half, as Suite intercepted Lynch on the first play from scrimmage, setting up the USU offense at the NIU 31. Later Garretson hit Swindall for a 5-yard touchdown and Diaz drilled the extra point for a 13-7 USU lead with 11:57 remaining in the third quarter.

Garretson was picked off early in the fourth quarter, giving the Huskies the ball at the USU 13, but the Aggie defense bowed up and held them to a field goal attempt, which they missed for their second miss of the night.

Utah State took over and drove 80 yards in 16 plays that culminated in a 1-yard touchdown run by DeMartino in a drive that took 7:19 off the clock. Garetson then hit sophomore WR **JoJo Natson** for the two-point conversion and a 21-7 Aggie advantage with 4:14 left.

Northern Illinois pulled to within 21-14 with 1:44 left following a 15-yard touchdown pass, but the ensuing on-side kick was recovered by Swindall to seal the win.

Lynch, who finished third for the Heisman Trophy, was 20-of-35 passing for 216 yards and one touchdown, but just 39 yards rushing on 18 carries, for his second-fewest rushing yards of the season. Lynch was also sacked twice by the Aggie defense, tying the most allowed by NIU on the year.



Senior LB Jake Doughty (51) had 1.5 tackles for loss as part of his eight total tackles and added a forced fumble against the Huskies as he was named the game's Defensive MVP.





Freshman QB Kent Myers (2) rushed for 70 yards on a career-best 15 carries, including a 48-yard touchdown run in Utah State's 21-6 win against UTEP in the Gildan New Mexico Bowl. Myers, who was also 5-of-12 passing for 68 yards, was named the game's Offensive MVP.

ALBUQUERQUE, N.M. - Freshman QB Kent Myers rushed a career-high 15 times for 70 yards with one touchdown and Utah State gained 279 yards on the ground en route to its 21-6 Gildan New Mexico Bowl win against UTEP at University Stadium on Dec. 20, 2014.

With the win, Utah State has now won a school-record three-straight bowl games, and finished the season with a 10-4 record for the second-most wins in a single-season in school history. USU was playing in its fourth-straight bowl game, which is also a school-record.

Myers was named the Offensive Most Valuable Player of the game as he was 5-of-12 passing for 68 yards to go along with his 70 rushing yards and one touchdown.

Senior LB Zach Vigil was named the Defensive Most Valuable Player as he finished with 11 tackles, which included 1.0 tackle for loss, while adding one pass breakup and one quarterback hurry. With his 11 tackles, Vigil ends his career with 389 tackles to rank fifth all-time in school history. Vigil also ends his career as the school leader in tackles for loss with 43.5, while his 20.5 tackles for loss this season tie the Mountain West single-season record. Overall, it was Vigil's ninth double-digit tackle outing of the season and the 20th of his career.

Utah State finished the game with 347 yards of total offense, as its 279 rushing yards are its third-most in a game this season, while its 68 passing yards are a season-low.

Senior WR Ronald Butler rushed for a career-high 69 yards on just two carries, which including a career-long rush of 61 yards. Senior RB Joe Hill added 50 yards on six carries and one touchdown, while junior WR JoJo Natson had 40 rushing yards on five carries, and sophomore LB Nick Vigil gained 34 yards on eight carries with one touchdown.

Utah State had just two players make receptions in the game as junior WR Hunter Sharp caught three passes for 21 yards, while Natson had two catches for 47 yards. With his three receptions, Sharp finished the season tied for ninth all-time in school history with 66 catches, while Natson becomes the 32nd player in USU history with 1,000 career receiving yards.

UTEP was limited to just 275 yards of total offense, the third-fewest allowed by USU this season. The Miners finished with just 126 passing yards, which is the second-fewest allowed by Utah State this year. Aaron Jones led the Miners with 88 rushing yards on 25 carries.

UTEP scored the first points of the game on a 32-yard field goal by Jay Mattox late in the first quarter after it completed a 53-yard pass on a third-and-10 from its own 26-yard line.

Utah State answered UTEP's scoring drive on its next possession as Myers scored on a 48-yard run to cap a three-play, 75-yard drive that took just 1:18 off the clock.

Both teams had a chance to put points on the board late in the second quarter, but UTEP fumbled the snap on a 25-yard field goal attempt and USU missed a 28-yard field goal attempt on the final play of the half.

Utah State scored its second touchdown of the game on its opening drive of the third quarter as Nick Vigil scored on a 3-yard run to cap a seven-play, 75-yard drive.

UTEP's final points of the game came late in the fourth quarter on a Mattox 34-yard field goal following a 16-play, 54-yard drive that took 6:56 off the clock.

Utah State put the game away on the next series as it drove 65 yards in just four plays as Hill scored on an 11-yard run to seal the win.

Senior FS Brian Suite had 10 tackles for his fourth-career double-digit tackle outing, while junior CB Deshane Hines added a career-high six tackles, and fellow junior CB Tyler Floyd had a career-high four tackles and recorded his first career interception.



Senior LB Zach Vigil (53) had 11 tackles, which included 1.0 tackle for loss, to go along with one pass breakup and one quarterback hurry against the Miners. Vigil was named the game's Defensive MVP.

/// 2014 GILDAN NEW MEXICO BOWL ///



December 20, 2014

UNIVERSITY STADIUM (Albuquerque, N.M.)

SCORING SUMMARY

	1	2	3	4	FINAL
Utah State	7	0	7	7	21
UTEP	3	0	0	3	6

First Quarter

UTEP - Mattox 32 yd field goal (3:10)

USU - Myers 48 yd run (Diaz kick, 1:52)

Third Quarter

USU - N. Vigil 3 yd run (Diaz kick, 12:12)

Fourth Quarter

UTEP - Mattox 34 yd field goal (3:02)

USU - Hill 11 yd run (Diaz kick, 1:33)

Attendance: 28,725

TEAM STATISTICS

	USU	UTEP
First Downs	16	12
Rushing	279	149
Passing	68	126
Fumbles: Number-Lost	3-1	1-0
Penalties: Number-Yards	2-10	8-75
Punts-Yards/Avg.	5-191/38.2	7-270/38.6
Punt returns: No-Yds-TD/Avg.	3-25-0/8.3	3-10-0/3.3
Kickoff Returns: No-Yds-TD/Avg.	0-0-0/0.0	1-17-0/17.0
Interceptions: No-Yds-TD	1-3-0	1-0-0
Fumble Returns: No-Yds-TD	0-0-0	0-0-0
Possession Time	23:26	36:34
Third-Down Conversions	5-of-11	5-of-20

INDIVIDUAL RUSHING

UTEP: Jones, 25-88; Showers, 10-24; Jeffery, 5-18; Bell, 3-13; Banner, 1-9; Golden, 1-(-1); Team, 1-(-2).

USU: Myers, 15-79 TD; Butler, 2-69; Hill, 6-50 TD; Natson, 5-40; N. Vigil, 8-34 TD; Hunt, 4-16.

INDIVIDUAL PASSING (A-C-I, Yds, TD)

UTEP: Showers, 24-13-1, 126, 0.

USU: Myers, 12-5-1, 68, 0.

INDIVIDUAL RECEIVING

UTEP: Hamiltons, 4-79; Jones, 3-9; Rogers, 1-16; Tomlinson, 1-6; Laufasa, 1-5; Ford, 1-4; Shaw, 1-4; Bell, 1-3.

USU: Sharp, 3-21; Natson, 2-47.

USU Punt Returns: Natson, 3-25

USU KO Returns: None

USU Interception Returns: Floyd, 1-3

USU Tackle Leaders: Z. Vigil 11, Suite, 10, N. Vigil 7, Nielsen 6, Hines 6, Seefeldt 5.

UTAH STATE STARTERS

OFFENSE

LT	Whimpey
LG	Mosley
C	Stephens
RG	Fisilau
RT	Simonich
WR	Sharp
WR	Robinson
TE	Houston
TE	Horne
RB	Hill
QB	Myers

DEFENSE

DE	Larsen
NG	Matagi
DE	Nielsen
LB	Green
LB	Z. Vigil
LB	N. Vigil
CB	Stewart
CB	Hines
CB	Hayes
SS	Sutera
FS	Suite



/// 2015 FAMOUS IDAHO POTATO BOWL ///



December 22, 2015
ALBERTSONS STADIUM (Boise, Idaho)

SCORING SUMMARY

	1	2	3	4	FINAL
Akron	7	6	7	3	23
Utah State	0	7	7	7	21

First Quarter

AKR - Woodson 14 yd pass from Goodman (Stein kick, 10:38)

Second Quarter

AKR - Stein 33 yd field goal (2:53)

USU - Swindall 9 yd pass from Myers (Warren kick, 1:32)

AKR - Stein 29 yd field goal (0:00)

Third Quarter

USU - Sharp 19 yd pass from Myers (Warren kick, 12:41)

AKR - Alexander 2 yd run (Stein kick, 5:43)

Fourth Quarter

AKR - Stein 46 yd field goal (8:15)

USU - Swindall 2 yd pass from Keeton (Warren kick, 1:12)

Attendance: 18,876

TEAM STATISTICS

	AKR	USU
First Downs	17	22
Rushing	100	131
Passing	182	237
Total Offense	282	368
Fumbles: Number-Lost	0-0	5-2
Penalties: Number-Yards	5-34	8-60
Punts-Yards/Avg.	8-354/44.2	6-267/44.5
Punt returns: No-Yds-TD/Avg.	0-0-0/0.0	3-31-0/10.3
Kickoff Returns: No-Yds-TD/Avg.	2-35-0/17.5	4-107-0/26.8
Interceptions: No-Yds-TD	1-0-0	1-4-0
Fumble Returns: No-Yds-TD	1-56-0	0-0-0
Possession Time	34:07	25:53
Third-Down Conversions	5-of-16	5-of-13

INDIVIDUAL RUSHING

AKR: Woodson 16-47; Hundley 14-28; Alexander 9-23 TD; Grice 3-2

USU: Mays 12-124; Myers 9-8; Hunt 4-7; Keeton 3-(-1); Nelson 1-(-7)

INDIVIDUAL PASSING (A-C-I, Yds, TD)

AKR: Woodson 29-14-1, 168, 0; Goodman 1-1-0, 14, 1

USU: Keeton 22-14-1, 114 1; Myers 20-14-0, 123, 2

INDIVIDUAL RECEIVING

AKR: Pratt 9-94; Lane 4-32; Coney 1-42; Woodson 1-14 TD

USU: Sharp 11-89 TD; Houston 4-41; Swindall 3-35 2 TD;

Roberts 3-26; Rodriguez 3-14; Hunt 3-6; Raymond 1-22; Keeton 0-5; Williams 0-(-1)

USU Punt Returns: Sharp 2-16; Rodriguez 1-15

USU KO Returns: Hunt 2-55; Williams 2-52

USU Interception Returns: Davis 1-4

USU Tackle Leaders: Filiaga 8; Moala 8; Fackrell 6; Davis 5; Evans 5

UTAH STATE STARTERS

OFFENSE

LT Wysocki
LG Mosley
C Stephens
RG Albrecht
RT Simonich
TE Togiai
WR Rodriguez
WR Roberts
WR Sharp
RB Mays
QB Keeton

DEFENSE

DE Nielsen
NG Moala
DE Ali'ifua
LB Fackrell
LB Filiaga
LB Vigil
CB Painter
CB Davis
CB Hines
SS Evans
FS Floyd



Junior RB Devante Mays rushed for 124 yards on 12 carries in Utah State's 23-21 loss to Akron, including a career-long 61-yard run. Mays' 124 rushing yards are the 11th-most in Famous Idaho Potato Bowl history.

BOISE, Idaho- In his final game as an Aggie, redshirt senior QB **Chuckie Keeton** set another school record, but it still wasn't enough for Utah State (6-7) to overcome three turnovers and several missed opportunities in the red zone in a 23-21 loss to Akron (8-5) in the Famous Idaho Potato Bowl on Dec. 22, 2015 at Albertsons Stadium.

With the loss, the Aggies had their school-record three-game bowl winning streak snapped. Utah State was playing in its school-record fifth consecutive bowl game.

Keeton completed 14-of-25 passes for 109 yards with one touchdown and one interception. With his 108 yards of total offense against the Zips, the native of Houston, Texas, became the school's all-time leader in total offense with 8,803 career yards.

Keeton's lone touchdown pass came with 1:12 remaining in the game, a 2-yarder to senior WR **Brandon Swindall** that pulled Utah State to within 23-21. Overall, Keeton's 62-career touchdown passes are also a school-best.

After a failed on-side kick, Utah State forced an Akron punt and took over on their own 12-yard line with six seconds remaining in the game. Keeton completed an 8-yard pass to senior WR **Hunter Sharp**, but the clock ran out following a couple of backward laterals.

Sophomore QB **Thomas Woodson** was 14-of-29 for 168 yards and one interception for Akron, which won its first-ever bowl game.

Like Keeton, sophomore QB **Kent Myers** also completed 14 passes on 20 attempts for 123 yards and two touchdowns as USU had two quarterbacks each throw for 100 yards in the same game for the first time since 1996.

Sharp caught a Utah State bowl record 11 passes for 93 yards and a touchdown, while **Devante Mays** led all rushers in the game with 124 yards on 12 carries.

Defensively, the Aggies were led by senior LB **LT Filiaga** and senior NG **David Moala**, who had eight tackles apiece. Moala, who also had a career-best 2.5 tackles for loss and 0.5 sacks, tied his career high with those eight stops. Sophomore CB **Jalen Davis** recorded USU's lone turnover of the day when he intercepted a pass in the second quarter.

The Aggies took their only lead of the game as they marched 64 yards to paydirt in seven plays to start the third quarter. Sharp capped the drive with a 19-yard touchdown reception from Myers, giving Utah State a 14-13 lead. Myers set up the score with a 27-yard run on third-and-17 from the Zips' 46.

Akron cashed in on USU's third turnover and went in front for good on a 2-yard touchdown run by senior RB **Donnell Alexander**, making it 20-14 with 5:43 to go in the third.

The Zips increased their lead to 23-14 with 8:15 to go in the fourth when Robert Stein booted a 46-yard field goal, capping a 14-play drive that ate up nearly seven minutes.

Akron struck first on a trick play when redshirt junior WR **Tyrell Goodman** threw a 14-yard touchdown pass to Woodson for a 7-0 lead just 4:22 into the first quarter.

The Zips made it 10-0 with 2:53 remaining in the second quarter courtesy of a 33-yard field goal by Stein.

However, the Aggies fought back on the ensuing possession when Myers threw a 9-yard touchdown pass to senior Swindall to pull the Aggies within 10-7 with 1:32 left in the half.

Akron added a 29-yard field goal on the last play of the half, following a USU fumble, to make the score 13-7.

In the first half, Utah State twice reached the red zone only to come away empty-handed as Keeton was intercepted and later muffed a snap on a 35-yard field goal attempt.



Senior NG David Moala tied his career high with eight tackles and had a career-high 2.5 tackles for loss, which included 0.5 sacks, to go along with one pass breakup against the Zips.





Senior RB LaJuan Hunt (21) rushed for a season-high 133 yards on 20 carries with one touchdown in Utah State's 26-20 overtime loss to New Mexico State in the NOVA Home Loans Arizona Bowl. Hunt added three receptions for 25 yards in the game.

TUCSON, Ariz. - Senior RB **LaJuan Hunt** capped his Utah State (6-7) career by rushing for 133 yards – the most yardage by an Aggie this season – and one touchdown on 20 carries in Utah State's 26-20 overtime loss to New Mexico State in the NOVA Home Loans Arizona Bowl, held here at Arizona Stadium on Friday, Dec. 29, 2017.

Hunt, who finished his career with 1,846 yards rushing, the 11th-most in school history, and 18 touchdowns, which is tied for the 10th-most, scored on a 1-yard run with 13:28 remaining in the fourth quarter to give the designated home team a 20-13 lead.

New Mexico State RB Larry Rose III scored the game-winning touchdown in overtime on a 21-yard run after Utah State sophomore PK **Dominik Eberle** hit the right upright from 29 yards out.

New Mexico State (7-6) tied it at 20-apiece on an 11-yard touchdown pass from Tyler Rogers to Jaleel Scott with 6:31 remaining. Rogers completed 29-of-54 passes for 191 yards. Rose led the NewMags in both rushing and receiving as he had 142 yards on 16 carries on the ground, to go along with six receptions for 48 yards.

New Mexico State entered the game ranked fourth in the nation averaging 352.6 passing yards per game, but Utah State limited the NewMags to 191 yards – 161.6 below their season average.

The navy-clad Aggies shined defensively as they forced three turnovers, including interceptions by redshirt freshman LB **David Woodward** and senior BS **Dallin Leavitt**, along with a fumble recovery by junior LB **Chase Christiansen**. Christiansen led USU with eight tackles, including 1.0 tackles for loss. Leavitt added seven stops, while Woodward had four stops and a career-best three pass breakups.

Redshirt freshman QB **Jordan Love** was 25-of-44, both of which are career-highs, for 254 yards. His favorite target was junior WR **Ron'quavion Tarver**, who caught eight passes for 97 yards.

Utah State had numerous chances to put more points on the board, but four missed field goals and a turnover in the red zone after having a first-and-goal at the 1-yard line spelled doom.

The first half started with a bang as the two teams combined to score 17 points in less than a one-minute span, courtesy of a field goal and back-to-back kickoff returns for touchdowns.

New Mexico State's Dylan Brown opened the scoring with a 23-yard field goal to give the designated visitors a 3-0 lead with 11:15 remaining in the first quarter. On the ensuing kickoff, freshman WR **Savon Scarver** returned the kickoff 96 yards for a touchdown, making it 7-3 for USU just 14 seconds later.

Scarver's kickoff return for a touchdown was the first-ever in a bowl game for Utah State and tied for the sixth-longest in school history.

However, USU's lead was short-lived as NMSU returned the next kickoff 100 yards, giving the white-clad Aggies a 10-7 lead.

Those were the only touchdowns of the first half, though. Eberle tied the score at 10-all with a 35-yard field goal, then New Mexico State regained the lead on a 33-yard field goal.

Brown booted a 33-yard field goal to give the NewMags a 13-10 lead with 11:35 left in the half, but Eberle countered with a 30-yard field goal as time expired on the second quarter, sending the two teams into the break deadlocked at 13-apiece.



Junior LB Chase Christiansen (48) had eight tackles, including 1.0 tackles for loss, and one fumble recovery against NMSU.

/// 2017 ARIZONA BOWL ///



December 29, 2017

ARIZONA STADIUM (Tucson, Ariz.)

SCORING SUMMARY

	1	2	3	4	OT	FINAL
New Mexico State	10	3	0	7	6	26
Utah State	7	6	0	7	0	20

First Quarter

NMSU - Brown 23 yd field goal (11:15)
 USU - Scarver 96 yd kickoff return (11:01)
 NMSU - Huntly 100 yd kickoff return (10:47)

Second Quarter

USU - Eberle 35 yd field goal (14:55)
 NMSU - Brown 33 yd field goal (11:35)
 USU - Eberle 30 yd field goal (0:00)

Fourth Quarter

USU - Hunt 1 yd run (Eberle kick, 13:28)
 NMSU - Scott 11 yd pass from Rodgers (Brown kick, 6:31)

OT

NMSU - Rose III 21 yd run
 Attendance: 39,132

TEAM STATISTICS

	NMSU	USU
First Downs	16	22
Rushing	174	187
Passing	191	254
Total Offense	365	441
Fumbles: Number-Lost	1-1	3-2
Penalties: Number-Yards	4-45	8-74
Punts-Yards/Avg.	11-458/41.6	9-401/44.6
Punt returns: No-Yds-TD/Avg.	0-0-0/0.0	6-16-0/2.7
Kickoff Returns: No-Yds-TD/Avg.	2-113-1/56.5	2-99-1/49.5
Interceptions: No-Yds-TD	0-0-0	2-47-0
Fumble Returns: No-Yds-TD	0-0-0	0-0-0
Possession Time	28:58	31:02
Third-Down Conversions	4-of-22	2-of-18

INDIVIDUAL RUSHING

USU: Hunt, 20-133, TD; Bright, 11-48; Vaughns, 1-6; Miller, 1-1; Love, 11-1; Wildman, 1-(-2).

NMSU: Rose III, 16-132, TD; Huntley, 6-17; Rogers, 6-16; Lottie, 1-9.

INDIVIDUAL PASSING (C-A-I, Yds, TD)

USU: Love, 25-44-0, 254, 0

NMSU: Rogers, 29-54-2, 191, 1.

INDIVIDUAL RECEIVING

USU: Tarver, 8-97; Raymond, 5-42; Vaughns, 4-37; Roberts, 3-32; Hunt, 3-25; Bright, 1-12; Nelson, 1-9.

NMSU: Rose III, 6-48; Boone, 5-48; Huntley, 5-19; Scott, 3-37, TD; Muse, 3-12; Clark, 3-8; Roberts, 1-15; Cramer, 1-2; Lottie, 1-2; Hogan, 1-0.

USU Punt Returns: Nathan, 6-16-0

USU KO Returns: Scarver, 2-99-1

USU Interception Returns: Woodward, 1-27-0; Leavitt, 1-20-0.

USU Fumble Returns: None.

USU Tackle Leaders: Christiansen, 8; Leavitt, 7; Woodward, 4; 'Unga, 4; Ferguson, 4.

UTAH STATE STARTERS

OFFENSE

LT Andrus
 LG Iniguez
 C Ficklin
 RG Castaneda
 RT Taylor
 WR Tarver
 WR Roberts
 WR Vaughns
 TE Raymond
 RB Hunt
 QB Love

DEFENSE

DE Anderson
 DE 'Unga
 DE Togiai
 LB Te'i
 LB Tamaivena
 LB Christiansen
 CB Haney
 CB Davis
 CB Haney
 BS Leavitt
 FS Ferguson

/// 2018 NEW MEXICO BOWL ///



December 15, 2018

DREAMSTYLE STADIUM (Albuquerque, N.M.)

SCORING SUMMARY

	1	2	3	4	FINAL
Utah State	14	24	7	7	52
North Texas	7	0	6	0	13

First Quarter

USU - Vaughns 72 yd pass from Love (Eberle kick, 14:20)
 UNT - Torrey 2 yd run (Hedlund kick, 2:52)
 USU - Bright 26 yd run (Eberle kick, 1:59)

Second Quarter

USU - Love 9 yd run (Eberle kick, 12:08)
 USU - Vaughns 37 yd pass from Love (Eberle kick, 9:43)
 USU - Greene 67 yd pass from Love (Eberle kick, 8:55)
 USU - Eberle 42 yd FG (0:00)

Third Quarter

UNT - Guyton 75 yd pass from Martin (Hedlund kick, 14:50)
 USU - Bright 3 yd run (Eberle kick, 5:01)

Fourth Quarter

USU - Tarver 13 yd pass from Love (Eberle kick, 8:30)
 Attendance: 25,387

TEAM STATISTICS

	USU	UNT
First Downs	25	19
Rushing	197	120
Passing	359	193
Total Offense	556	313
Fumbles: Number-Lost	0-0	4-0
Penalties: Number-Yards	7-76	2-20
Punts-Yards/Avg.	6-267/44.5	7-269/38.4
Punt returns: No-Yds-TD/Avg.	1-0-0/0.0	2-9-0/4.5
Kickoff Returns: No-Yds-TD/Avg.	2-78-0/39.0	1-29-0/29.0
Interceptions: No-Yds-TD	4-49-0	1-0-0
Fumble Returns: No-Yds-TD	0-0-0	0-0-0
Possession Time	26:33	33:27
Third-Down Conversions	12-of-20	2-of-15

INDIVIDUAL RUSHING

USU: Bright, 16-103, 2 TD; Thompson, 21-93; Love, 2-3, TD; Nathan, 1-(-2).

UNT: Wyche, 6-53; Smith, 6-48; Torrey, 14-35, TD; Bean, 4-14; Fine, 1-9; Johnson, 2-9; Shanbour, 4-(-3); Martin, 2-(-21); Team, 1-(-24).

INDIVIDUAL PASSING (C-A-I, Yds, TD)

USU: Love, 21-43-1, 359, 4 TD.
UNT: Martin, 7-12-0, 110, TD; Fine, 8-12-0, 59; Shanbour, 2-8-3, 24; Bean, 0-2-1, 0.

INDIVIDUAL RECEIVING

USU: Greene, 6-151, TD; Tarver, 4-33, TD; Bright, 3-20; Vaughns, 2-109, 2 TD; Nathan, 2-12; Raymond, 2-10; Thompson, 1-15; Scarver, 1-9.
UNT: Guyton, 4-103, TD; Young, 4-31; Smith, 2-11; Darden, 2-8; Jackson, 1-14; Brewer, 1-12; Lawrence, 1-7; Torrey, 1-4; Hair-Griffin, 1-3.

USU Punt Returns: Nathan, 1-0.

USU KO Returns: Scarver, 1-23; Bright, 1-7; Thompson, 0-48.

USU Interception Returns: Williams, 2-31; Woodward, 1-17; Wade, 1-1.

USU Tackle Leaders: Woodward, 10, Christiansen, 8.

UTAH STATE STARTERS

OFFENSE	DEFENSE
LT Edwards	DE Adeoye
LG Andrus	NG Leilua
C Ficklin	DE Anderson
RG Castaneda	LB Tamaivena
RT Taylor	LB Woodward
WR Tarver	LB Christiansen
WR Vaughns	CB Williams
WR Greene	CB Jackson
TE Raymond	S Rocquemore
RB Thompson	S Ferguson
QB Love	S Wade



Sophomore QB Jordan Love (10) was 21-of-43 passing for 359 yards and four touchdowns in Utah State's 52-13 win against North Texas in the New Mexico Bowl. Love, who was named the Offensive MVP, also rushed for a score.

ALBUQUERQUE, N.M. - Sophomore QB **Jordan Love** helped put an exclamation mark on one of the best seasons in school history, passing for 359 yards and four touchdowns, to go along with another on the ground, as Utah State blew out North Texas 52-13 in the New Mexico Bowl on Saturday, Dec. 15, at Dreamstyle Stadium in Albuquerque, N.M.

Love, who earned Offensive MVP honors, ended the season with a school-record 3,567 yards passing. Love also set a trio of school records for a bowl game with his 362 yards of total offense, 359 yards passing and four touchdown passes.

Utah State (11-2), which tied the school record for most wins in a single season, set a Mountain West record with 618 points scored, breaking the old mark of 608 set by BYU in 2001. The Aggies also accomplished the feat in one less game.

The 52 points scored by Utah State, which racked up 556 yards of total offense – 359 through the air and 197 on the ground – tied the New Mexico Bowl record and set the school record for a bowl game.

Interim head coach **Frank Maile** gets credit for the win as Utah State played the game with only four full-time coaches, as well as the team's graduate assistants, on the sideline after former head coach **Matt Wells** left for Texas Tech, taking many staff members with him.

Defensively, Utah State shut down a North Texas (9-4) offense that lost star quarterback Mason Fine to a hamstring injury early in the game and could never recover as backups Quinn Shanbour and Jason Bean combined to throw four interceptions.

Utah State junior CB **DJ Williams** intercepted two of those passes, which tied a school record in a bowl game. Williams was tabbed the Defensive MVP of the game. Senior S **Aaron Wade** and sophomore LB **David Woodward** had the other picks for the Aggies. Woodward led USU with 10 tackles, while senior LB **Chase Christiansen** had eight and Wade had seven. Junior LB **Tipa Galeai** recorded six tackles, including 3.0 tackles for loss and 2.0 sacks, and forced a fumble, playing in just the second half.

As has been the case all season long, Utah State's quick-strike offense opened the game's scoring as Love threw a 72-yard touchdown pass to senior WR **Aaren Vaughns** to give the designated visitors a 7-0 lead just 40 seconds into the game. Vaughns finished the game with two catches – both touchdowns – for 109 yards. He was one of two USU receivers to go over the century mark as senior WR **Jalen Greene** set the school record for a bowl game with 151 yards receiving and one touchdowns on six receptions.

After North Texas tied the game at 7-all on a 2-yard touchdown run by DeAndre Torrey, Utah State proceeded to score 35 unanswered points, opening up a 38-7 lead at halftime.

The final three points in that blitz by the Aggies came off the foot of junior PK **Dominik Eberle** via a 42-yard field goal. Eberle scored 10 points in the game and finished the season with a school-record 141 points. Eberle also tied the school record for most field goals attempted in a season with 28.

Junior RB **Gerold Bright** led the Aggies on the ground with 103 yards and a pair of touchdowns, while fellow junior RB **Darwin Thompson** added 93 yards on a career-high 21 carries. Thompson ended the season with 1,044 yards rushing – the 16th-most in school history – becoming the first USU player to rush for 1,000 yards since 2013. Thompson is the 32nd different player in school history to have 1,000 yards rushing.

This was Utah State's seventh bowl game in the past eight seasons. The Aggies improved to 5-8 all-time in bowl games and 2-0 in the New Mexico Bowl.



Sophomore CB DJ Williams (7) was named the Defensive MVP as he intercepted two passes against the Mean Green.





Junior QB Jordan Love (10) was 30-of-39 passing for 317 yards and three touchdowns in Utah State's 51-41 loss to Kent State in the Tropical Smoothie Cafe Frisco Bowl. Love also carried the ball 10 times for 16 yards. Those 30 completions are a bowl record for USU.

FRISCO, Texas - Utah State closed out the 2019 season with a 51-41 loss to Kent State in the 2019 Tropical Smoothie Cafe Frisco Bowl at Toyota Stadium on Friday, Dec. 20, 2019.

Junior QB **Jordan Love** was 30-of-39 passing for 317 yards and three touchdowns, including two to senior graduate transfer WR **Siaosi Mariner**. Love set a USU bowl game record with his 30 completions, while Mariner tied the USU bowl game record for touchdown receptions. Mariner had seven catches for 113 yards. His 11-yard touchdown reception with 3:06 to go in the game pulled the Aggies (7-6) to within 44-41.

However, Kent State recovered a squib kick on the ensuing kickoff and returned it 44 yards, setting up the final touchdown for the Golden Flashes (7-6).

Crum, tabbed the Offensive MVP of the game, accounted for 436 yards of total offense and three touchdowns. He was 21-of-26 for 289 yards and two touchdowns through the air, to go along with a game-best 147 yards and the one fourth-quarter score on 23 carries.

In his final game as an Aggie, Love set the school record for total offense in a career. He had 333 yards against Kent State, including 16 on the ground, to give him 9,003 total career yards. The old mark of 8,808 yards was previously held by fellow quarterback Chuckie Keeton (2011-15), who was on the sideline cheering his alma mater on Friday night.

Senior RB **Gerold Bright** led the Aggies on the ground with 94 yards and a touchdown on 21 carries. Sophomore WR **Deven Thompkins** scored on a 57-yard run early in the fourth quarter to pull Utah State to tie the game at 34-41.

Thompkins also caught four passes for 51 yards and a touchdown, while junior WR **Jordan Nathan** led Utah State with nine receptions for 71 yards.

Senior PK **Dominik Eberle** ended his stellar Utah State career by kicking a pair of field goals from 41 and 45 yards, respectively, and making all five of his extra points. His 45-yard field goal is the longest by an Aggie in a bowl game.

The Aggies finished with 506 yards of total offense, while the Golden Flashes had 550.

Two players finished with double-digit tackles for Utah State, led by a career-high 14 stops from junior S **Troy Lefeged Jr.**, which is also a USU bowl game record. Redshirt freshman DE **Elijah Shelton** added a career-high 10 tackles. Lefeged also forced a fumble, which was recovered by junior DE **Nick Heninger**.

Utah State got the ball to start the game and scored on its opening possession. Bright capped the 10-play, 75-yard drive with a 4-yard touchdown run to give the Aggies a 7-0 lead less than three minutes in.

Kent State also scored on its opening possession on a 78-yard touchdown pass. The Golden Flashes made it 17-7 late in the first quarter on a 2-yard run and a 40-yard field goal.

Utah State pulled within 17-10 when Eberle made a 41-yard field goal with three seconds left in the opening quarter. A 25-yard touchdown pass from Love to Mariner tied it at 17-all with 8:24 left in the second quarter.

Kent State went into the halftime break with a 23-17 lead after field goals of 22 and 36 yards, respectively.

After falling behind 26-17 early in the third, Utah State rallied to take its final lead of the game when Thompkins scored on a 17-yard pass from Love and Eberle booted his 45-yard field goal to make it 27-26 with 2:27 left in the quarter.



Junior S Troy Lefeged Jr. (7) set a USU bowl game record with a career-high 14 tackles, to go along with a forced fumble, against the Golden Flashes.

// 2019 FRISCO BOWL ///



December 20, 2019

TOYOTA STADIUM

SCORING SUMMARY

	1	2	3	4	FINAL
Utah State	10	7	10	14	41
Kent State	17	6	3	25	51

First Quarter

USU - Bright 4 yd run (Eberle kick, 12:02)
 KSU - McKoy 78 yd pass from Crum (Trickett kick, 11:10)
 KSU - Williams 2 yd run (Trickett kick, 5:37)
 KSU - Trickett 40 yd FG (2:50)
 USU - Eberle 41 yd FG (0:03)

Second Quarter

USU - Mariner 25 yd pass from Love (Eberle kick, 8:24)
 KSU - Trickett 22 yd FG (5:07)
 KSU - Trickett 36 yd FG (0:00)

Third Quarter

KSU - Trickett 29 yd FG (11:41)
 USU - Thompkins 17 yd pass from Love (Eberle kick, 7:52)
 USU - Eberle 45 yd FG (2:27)

Fourth Quarter

KSU - Matthews 4 yd run (Matthews run, 13:31)
 USU - Thompkins 57 yd run (Eberle kick, 12:48)
 KSU - Dixon 1 yd pass from Crum (Trickett kick, 9:36)
 KSU - Trickett 37 yd FG (4:56)
 USU - Mariner 11 yd pass from Love (Eberle kick, 3:06)
 KSU - Crum 4 yd run (Trickett kick), 1:56
 Attendance: 12,120

TEAM STATISTICS

	USU	KSU
First Downs	29	26
Rushing	189	252
Passing	317	298
Total Offense	506	550
Fumbles: Number-Lost	4-2	2-1
Penalties: Number-Yards	4-36	6-60
Punts-Yards/Avg.	3-78/26.0	2-77/38.5
Punt returns: No-Yds-TD/Avg.	1-0-0/0.0	0-0-0/0.0
Kickoff Returns: No-Yds-TD/Avg.	5-64-0/12.8	7-191-0/27.3
Interceptions: No-Yds-TD	0-0-0	1-1-0
Fumble Returns: No-Yds-TD	0-0-0	0-0-0
Possession Time	27:41	32:19
Third-Down Conversions	6-of-13	7-of-15

INDIVIDUAL RUSHING

USU: Bright, 21-94, TD; Thompkins, 1-57; Love, 10-16; Nathan, 2-14; Warren, 6-8.

KSU: Crum, 23-147, TD; Matthews, 17-56, TD; Williams, 6-19, TD; Barrett, 1-17; Bangda, 3-10; Price, 2-3; Dixon, 2-3; Team, 2-(-3).

INDIVIDUAL PASSING (C-A-I, Yds, TD)

USU: Love, 30-39-1, 317, 3.

KSU: Crum, 21-26-0, 289, 2; Barrett, 1-1-0, 9, 0.

INDIVIDUAL RECEIVING

USU: Nathan, 9-71; Mariner, 7-113, 2 TD; Thompkins, 4-51, TD; Bright, 4-23; Terrell, 2-12; Scarver, 2-12; Warren, 1-26; Boman, 1-9.

KSU: McKoy, 6-103, TD; Dixon, 5-99, TD; Carrigan, 4-35; Matthews, 2-24; Dulka, 1-12; Poke, 1-9; Bangda, 1-7; Barrett, 1-5; Price, 1-4.

USU Punt Returns: Nathan, 1-0.

USU KO Returns: Scarver, 3-56; Boman, 2-8.

USU Interception Returns: None.

USU Fumble Returns: None.

USU Tackle Leaders: Lefeged Jr., 14; Shelton, 10.

UTAH STATE STARTERS

OFFENSE		DEFENSE	
LT	Edwards	DE	Te'i
LG	Avendano	DT	'Unga
C	Ali'ifua	DT	Anderson
RG	K. Shaw	DE	Galeai
RT	South	LB	Munoz
WR	Nathan	LB	Meitzenheimer
WR	Mariner	CB	Haney
WR	Thompkins	CB	Williams
TE	Terrell	NK	Grayson
RB	Bright	S	Lefeged Jr.
QB	Love	S	Bond



/// 2021 LA BOWL ///



DECEMBER 18, 2021
SOFI STADIUM

SCORING SUMMARY

	1	2	3	4	FINAL
Utah State	0	14	10	0	24
Oregon State	7	3	0	3	13

First Quarter

OSU - Irish 20 yd run (Hayes kick, 14:02)

Second Quarter

USU - Thompkins 62 yd pass from Legas (Coles kick, 14:42)

OSU - Hayes 37 yd FG (8:40)

USU - Tyler Jr. 15 yd run (Coles kick, 4:24)

Third Quarter

USU - Coles 25 yd FG (10:05)

USU - Bowling 5 yd pass from Legas (Coles kick, 3:49)

Fourth Quarter

OSU - Hayes 34 yd FG (13:35)

Attendance: 29,896

TEAM STATISTICS

	USU	OSU
First Downs	27	13
Rushing	110	152
Passing	273	263
Total Offense	383	415
Fumbles: Number-Lost	1-1	1-1
Penalties: Number-Yards	5-46	13-91
Punts-Yards/Avg.	4-164/41.0	3-123/41.0
Punt returns: No-Yds-TD/Avg.	2-3-0/1.5	2-0-0/0.0
Kickoff Returns: No-Yds-TD/Avg.	3-61-0/20.3	4-77-0/19.2
Interceptions: No-Yds-TD	1-0-0	2-0-0
Fumble Returns: No-Yds-TD	0-0-0	0-0-0
Possession Time	29:26	30:34
Third-Down Conversions	5-of-12	4-of-12

INDIVIDUAL RUSHING

USU: Tyler Jr., 26-120, TD; Noa, 6-22; Bonner, 1-0; Scarver, 1-(-10); Legas, 7-(-10).

OSU: Baylor, 18-78; Lowe, 5-29; Irish, 2-26, TD; Gould, 1-10; Colletto, 1-8; Nolan, 8-3; Flemings, 1-(-2).

INDIVIDUAL PASSING (C-A-I, Yds, TD)

USU: Legas, 11-20-1, 171, 2; Bonner, 6-10-1, 68, 0; Wright, 1-1-0, 34, 0.

OSU: Nolan, 21-30-1, 263, 0.

INDIVIDUAL RECEIVING

USU: Thompkins, 6-115, TD; Bowling, 4-51, TD; Wright, 3-33; Terrell, 2-25; Legas, 1-34; Noa, 1-11; McGriff, 1-4; Tyler Jr., 1-0.

OSU: Harrison, 4-55; Musgrave, 3-44; Quitariano, 3-36; Bradford, 2-25; Baylor, 2-22; Gould, 2-17; Bolden, 2-11; Beason, 1-39; Lowe, 1-11; Flemings, 1-3; Fenwick, 1-0.

USU Punt Returns: Nathan, 2-3.

USU KO Returns: Scarver, 3-61.

USU Interception Returns: Reynolds, 1-0.

USU Fumble Returns: Vongphachanh, 1-0.

USU Tackle Leaders: Rice, 9; Bond, 7; Carter, 7; Gilliam, 7; Heninger, 7; Lampkin, 6.

UTAH STATE STARTERS

OFFENSE

LT Edwards
LG Ali'ifua
C Dolphin
RG White
RT Motes
WR Bowling
WR Thompkins
WR Wright
WR McGriff
RB Tyler Jr.
QB Bonner

DEFENSE

DE Vaughns
DT Moore
DT Motu'apuaka
DE Heninger
ILB Rice
ILB Vongphachanh
OLB Gilliam
S Reynolds
CB Anyanwu
CB Lampkin
S Bond



Senior WR Deven Thompkins (13) was named the Offensive MVP of the Jimmy Kimmel LA Bowl as he had six receptions for 115 yards, including a 62-yard touchdown, in Utah State's 24-13 win against Oregon State.

INGLEWOOD, California - Sophomore QB **Cooper Legas** came off the bench to throw a pair of touchdown passes in just his second-ever game as Utah State (11-3) capped off an incredible season with a 24-13 win against Oregon State (7-6) on Saturday, Dec. 18, 2021, in the inaugural Jimmy Kimmel LA Bowl at SoFi Stadium.

Legas came in when graduate junior QB **Logan Bonner** suffered a knee injury during the first quarter. On Legas' very first play, he connected with senior WR **Deven Thompkins** on a 62-yard touchdown pass to tie the game at 7-apiece early in the second quarter. It was Legas' first-ever collegiate pass. Thompkins, named the game's Offensive MVP, had six receptions for 115 yards. Bonner was 6-of-10 passing for 68 yards and an interception before leaving the contest.

Legas, who was 11-of-20 passing for 171 yards, also threw a 5-yard touchdown to graduate senior WR **Brandon Bowling** to give the Aggies a 24-13 lead late in the third quarter. Legas also had a 34-yard reception on a double pass from senior WR **Derek Wright** earlier in the drive. Bowling finished the game with four receptions for 51 yards, while Wright caught three passes for 33 yards. Senior TE **Carson Terrell** added two receptions for 25 yards.

Graduate junior RB **Calvin Tyler Jr.** ran for 120 yards on a career-high 26 carries against his former team, including a 15-yard touchdown with 4:24 remaining in the second quarter to give the Aggies a 14-10 lead.

Graduate senior PK **Connor Coles** kicked a 25-yard field goal to give Utah State a 17-10 lead early following a 13-play, 67-yard drive to start the third quarter.

Utah State finished the game with 383 yards of total offense (273 passing, 110 rushing) and had 27 first downs, its second-most in a game this season. USU also had three turnovers in the game with two interceptions and a lost fumble.

Graduate senior DE **Nick Heninger** was named the Defensive MVP after recording career-highs with 3.0 sacks and 5.0 tackles for loss as part of his seven tackles. Graduate senior ILB **Justin Rice** led USU with nine tackles and a forced fumble in the fourth quarter. Graduate senior OLB **Cash Gilliam**, graduate senior S **Shaq Bond**, and junior OLB **Ajani Carter** all added seven tackles in the game. For Carter, it tied for the most tackles in a game in his career.

Graduate junior S **Hunter Reynolds** added an interception late in the fourth quarter for Utah State, to go along with a pass breakup. USU had three pass breakups overall as junior CB **Cam Lampkin** and junior DE **Byron Vaughns** also had one each.

Junior DT **Hale Motu'apuaka** also had a sack as USU's defense registered 4.0 sacks and 6.0 tackles for loss in the game. Oregon State entered the LA Bowl having allowed just 10.0 sacks the entire season.

Oregon State received the opening kickoff and scored 58 seconds into the game when Jesiah Irish went 20 yards up the left sideline on a jet sweep. That would prove to be the Beavers' only touchdown, though, as their other points came on a pair of field goals by Everett Hayes.

The Beavers' Chance Nolan was 21-of-30 passing for 263 yards and an interception, while B.J. Baylor, who led the Pac-12 in rushing, had 18 carries for 78 yards.

Oregon State finished the game with 415 yards of total offense (263 passing, 152 rushing), but also committed 13 penalties for 91 yards, and had a pair of turnovers with an interception and fumble.



Graduate senior DE Nick Heninger (42) was named the Defensive MVP as he had career highs with 3.0 sacks and 5.0 tackles for loss as part of his seven total tackles against the Beavers.

