



WYOMING

FOOTBALL 2022



Television Information

Televised By Barstool Sports App
Play-by-Play Announcer Jake Marsh
Color Analysts Dave Portnoy
 Dan "Big Cat" Katz
Sideline Analysts Caleb Pressley
 Rone

Radio Broadcast Information

The Cowboy Sports Network (CSN):

- Every Cowboy Football game is broadcast live on the 26 Affiliates of the Cowboy Sports Network
- Flagship Station, KFBC 1240 AM, Cheyenne, Wyo.

Announcers:

- Keith Kelley, Play-by-Play (1st year)
- Kevin McKinney, Color Analyst (25th year)
- Erick Pauley, Sideline Reporter (1st year)

Pregame Show:

- Begins 90 minutes prior to kickoff.

Postgame Show:

- 30 minutes immediately after the game

Connect With
Wyoming Athletics Online
and on Social Media

GoWyo.com

Follow Us on Twitter and Instagram
 wyo_football and wyoathletics



Follow Us on Facebook

facebook.com/wyofootball and
 facebook.com/wyoathletics



University of Wyoming Ticket Information

Fans may order tickets online, via email or by phone at:

- Go to [GoWyo.com/tickets](https://www.gowyo.com/tickets)
- Email tickets@uwyo.edu
- Call (307) 766-7220

Fans may also purchase tickets in person at the UW Athletics Ticket Office on the west side of the Arena-Auditorium on the corner of Willett Drive and 19th Street.

2022 Barstool Sports Arizona Bowl Preview

Wyoming Football Contacts

Tim Harkins, Associate A.D. for Media Relations
 Nick Seeman, Assistant A.D. for Media Relations

2022 Barstool Sports Arizona Bowl
Fri., Dec. 30, 2022, 2:30 p.m., M.T.
Arizona Stadium (50,782), Tucson, Ariz.



The Wyoming Cowboys (7-5, 5-3 in the Mountain West Conference)

Head Coach: Craig Bohl (Nebraska '82)
Overall Record: 156-87 (.642), 20th season
Record at Wyoming: 52-55 (.486), 9th season
Conference Record: 81-62 (.566), 20th season

vs.



The Ohio Bobcats (9-4, 7-1 the Mid-American Conference)

Head Coach: Tim Albin (Northwestern Oklahoma St. '89)
Overall Record: 12-13 (.480), 2nd season
Record at Current School: Same
Conference Record: 10-6 (.625), 2nd season

2022 Wyoming Football Schedule

Date	Opponent	Score/ Time (M.T.)	TV
Sat., Aug. 27	at Illinois	L 6-38 / 2 p.m.	Big Ten
Sat., Sept. 3	TULSA (Hall of Fame Weekend/Energy Day)	W 40-37 (2OTs)/1:30 p.m. FS1	
Sat., Sept. 10	NORTHERN COLORADO (Family Weekend/Band Day/Rodeo Day)	W 33-10 / 2 p.m.	MWN
Fri., Sept. 16	AIR FORCE* (Military Appreciation Day)	W 17-14 / 6 p.m.	CBSSN
Sat., Sept. 24	at BYU	L 24-38 / 8:15 p.m.	ESPN2
Sat., Oct. 1	SAN JOSE STATE* (Ag Day)	L 16-33 / 5:30 p.m.	CBSSN
Sat., Oct. 8	at New Mexico*	W 27-14 / 5 p.m.	CBSSN
Sat., Oct. 22	UTAH STATE* (Homecoming)	W 28-14 / 7:45 p.m.	FS2
Sat., Oct. 29	at Hawai'i*	W 27-20 / 10 p.m.	Spectrum PPV
Sat., Nov. 12	at Colorado State*	W 14-13 / 5 p.m.	CBSSN
Sat., Nov. 19	BOISE STATE*	L 17-20 / 5 p.m.	CBSSN
Fri., Nov. 25	at Fresno State*	L 0-30 / 8 p.m.	FS1
Fri., Dec. 30	Barstool Sports Arizona Bowl vs. Ohio	2:30 p.m.	Barstool Sports App

All game times listed are Mountain Time

BOLD AND CAPS Indicate Home games

*Indicates Mountain West Conference games

Wyoming vs. Ohio Preview

• Wyoming will be making its fifth bowl appearance in the last seven seasons when it plays Ohio in the 2022 Barstool Sports Arizona Bowl on Friday, Dec. 30. That is a school record.

• This year will be the second time the Cowboys have played in the Arizona Bowl. UW defeated Georgia State by a score of 38-17 in the 2019 Arizona Bowl.

• The Cowboys are looking for their fourth consecutive bowl victory having won the 2017 and 2021 Famous Idaho Potato Bowls and the 2019 Arizona Bowl. A win would mark the first time since the 1950s and '60s since Wyoming won four consecutive bowl games (1951 Gator Bowl and the 1956, '58 and '66 Sun Bowls).

• Wyoming and Ohio have played only twice previously, with the Cowboys coming away with one-point wins in both games -- 34-33 in Athens, Ohio, in 2007 and 21-20 in Laramie, Wyo., in 2008.

• Ohio head coach Tim Albin worked with current Wyoming head coach Craig Bohl as assistants at Nebraska (2000-02) and Bohl hired Albin as his offensive coordinator at North Dakota State in 2004.





2022 University of Wyoming Barstool Sports Arizona Bowl Media Guide



University of Wyoming Fast Facts

General Information

Location:	Laramie, Wyo.
Founded:	1886
Enrollment:	11,479
President:	Dr. Edward Seidel
Athletics Director:	Tom Burman
Colors:	Brown & Gold
Nickname:	Cowboys, Pokes
Conference:	Mountain West
Stadium:	Jonah Field at War Memorial Stadium
Capacity:	29,181
Surface:	FieldTurf Revolution

2022 Wyoming Football Coaching Staff

Head Coach: Craig Bohl (Nebraska '82)
Overall Record: 156-87 (.642), 20th season
Record at Wyoming: 52-55 (.486), 9th season

Offensive Coaching Staff

Associate Head Coach/

Offensive Passing-Game Coordinator/WRs

Mike Grant (Nebraska '93)

Offensive Coordinator/QBs

Tim Polasek (Concordia '02)

Offensive Line

Joe Tripodi (Northwestern '06)

Executive Director of Recruiting/RBs

Gordie Haug (Bemidji State '09)

Co-Special Teams Coordinator/Tight Ends/ Fullbacks

Shannon Moore (Black Hills State '00)

Defensive Coaching Staff

Defensive Coordinator/Safeties

Jay Sawvel (Mount Union '93)

Linebackers

Aaron Bohl (MSU Moorhead '16)

Co-Special Teams Coordinator/Cornerbacks

Benny Boyd (Aurora '00)

Defensive Ends

Marty English (Northern Colorado '86)

Defensive Run-Game Coordinator/DTs/NTs

Oscar Giles (Texas '91)

Administrative Staff

Associate A.D. for Football Operations

Nick Fulton (Sioux Falls '04)

Director of On-Campus Recruiting

Samantha Patten (Florida)

University of Wyoming Media Relations Staff

Tim Harkins, Associate Athletics Director
 Cell: (307) 760-7847

E-Mail: tharkins@uwyo.edu

Nick Seeman, Assistant Athletics Director

Cell: (612) 741-0550

E-Mail: nseeman@uwyo.edu

Diane Dodson, Office Manager

John Durgue, Director of Digital Strategy

Kevin DeVries, Asst. Media Relations Director

Cobe Wastler, Asst. Media Relations Director

Bud Denega, Graduate Intern

Media Relations Phone: (307) 766-2256

Media Relations FAX: (307) 766-2346



2022 Barstool Sports Arizona Bowl University of Wyoming Practice Location

Note to Media:

Regarding Wyoming Cowboy practices in Tucson, please check with University of Wyoming Assistant Athletics Director **Nick Seeman** regarding media policies at practices while in Tucson. Seeman may be reached on his cell at (612) 741-0550.

Dates

TBA

Location

Sunnyside High School
 1735 E. Bilby Road
 Tucson, AZ 85706

2022 Barstool Sports Arizona Bowl Press Conference

Dates

Wed., Dec. 28

Location

Wyoming 10-10:30 a.m.
 Press Conference

Ohio 10:30-11 a.m.
 Press Conference

AC Marriott, Downtown Tucson
 151 E Broadway Blvd,
 Tucson, AZ 85701

Wyoming Team Hotel in Tucson

JW Marriott Starr Pass
 3800 W Starr Pass Blvd
 Tucson, Arizona 85745
 (520) 792-3500

Wyoming Cowboy Football Bowl History

Wyoming Bowl Record

All-Time Bowl Record: 9-8-0 (.529)

<u>Game and Date</u>	<u>Result</u>
Gator Bowl (Win) Jan. 1, 1951 Wyoming's Final 1950 Record: Head Coach: Bowden Wyatt	Wyoming 20 Washington & Lee 7 10-0-0
Sun Bowl (Win) Jan. 2, 1956 Wyoming's Final 1955 Record: Head Coach: Phil Dickens	Wyoming 21 Texas Tech 14 8-3-0
Sun Bowl (Win) Dec. 31, 1958 Wyoming's Final 1958 Record: Head Coach: Bob Devaney	Wyoming 14 Hardin Simmons 6 8-3-0
Sun Bowl (Win) Dec. 24, 1966 Wyoming's Final 1966 Record: Head Coach: Lloyd Eaton	Wyoming 28 Florida State 20 10-1-0
Sugar Bowl (Loss) Jan. 1, 1968 Wyoming's Final 1967 Record: Head Coach: Lloyd Eaton	LSU 20 Wyoming 13 10-1-0
Fiesta Bowl (Loss) Dec. 25, 1976 Wyoming's Final 1976 Record: Head Coach: Dick Baskie	Oklahoma 41 Wyoming 7 8-4-0
Holiday Bowl (Loss) Dec. 30, 1987 Wyoming's Final 1987 Record: Head Coach: Paul Roach	Iowa 20 Wyoming 19 10-3-0
Holiday Bowl (Loss) Dec. 30, 1988 Wyoming's Final 1988 Record: Head Coach: Paul Roach	Oklahoma State 62 Wyoming 14 11-2-0
Copper Bowl (Loss) Dec. 31, 1990 Wyoming's Final 1990 Record: Head Coach: Paul Roach	California 17 Wyoming 15 9-4-0
Copper Bowl (Loss) Dec. 28, 1993 Wyoming's Final 1993 Record: Head Coach: Joe Tiller	Kansas State 52 Wyoming 17 8-4-0
Las Vegas Bowl (Win) Dec. 23, 2004 Wyoming's Final 2004 Record: Head Coach: Joe Glenn	Wyoming 24 UCLA 21 7-5
New Mexico Bowl (Win) Dec. 19, 2009 Wyoming's Final 2009 Record: Head Coach: Dave Christensen	Wyoming 35 Fresno St. 28 (2OT) 7-6
Gildan New Mexico Bowl (Loss) Dec. 17, 2011 Wyoming's Final 2011 Record: Head Coach: Dave Christensen	Temple 37 Wyoming 15 8-5
San Diego County Credit Union Poinsettia Bowl (Loss) Dec. 21, 2016 Wyoming's 2016 Record: Head Coach: Craig Bohl	BYU 24 Wyoming 21 8-6
Famous Idaho Potato Bowl (Win) Dec. 22, 2017 Wyoming's 2017 Record: Head Coach: Craig Bohl	Wyoming 37 Central Michigan 14 8-5
NOVA Home Loans Arizona Bowl (Win) Dec. 31, 2019 Wyoming's 2019 Record: Head Coach: Craig Bohl	Wyoming 38 Georgia State 17 8-5
Famous Idaho Potato Bowl (Win) Dec. 21, 2021 Wyoming's 2021 Record: Head Coach: Craig Bohl	Wyoming 52 Kent State 38 7-6





2022 University of Wyoming Arizona Bowl Schedule of Events



Monday, Dec. 26	Time (Mountain)	Location	Media Accessibility
Team Arrival	1:30-2:00 p.m.	JW Marriott Starr Pass 3800 W Starr Pass Blvd Tucson, Arizona 8574 (520) 792-3500	Media welcome to cover arrival at team hotel
Wednesday, Dec. 28			
Wyoming Press Conference	10-10:30 a.m.	AC Marriott, Downtown Tucson 151 E Broadway Blvd. Tucson, AZ 85701	Media Event
Ohio Press Conference	10:30-11 a.m.	AC Marriott, Downtown Tucson 151 E Broadway Blvd. Tucson, AZ 85701	Media Event
Community Shopping Spree	2 p.m.	Dick's Sporting Goods, Tucson Mall Spirit Teams Community Shopping with local Boys and Girls Club Kids	Media welcome to cover event
Player Party	5-7 p.m.	Old Tucson Park Old Tucson Studios, Steak Dinner "Player Dance Off" Competition	Media may shoot B-Roll No media interviews at event Media are not provided a meal
Thursday, Dec. 29			
Barstool Sports Arizona Bowl Pep Rally	5-6 p.m.	Pep Rally Downtown Tucson, 5th & Toole Team Officials, Team Bands, Spirit Squads, Fans Players Optional	Media welcome to cover event
UW Alumni Association Reception	6-8 p.m.	Hotel Congress Plaza Must make reservations through UWAA	By reservation event
Friday, Dec. 30			
Official Wyoming Tailgate Sponsored by: Crest Insurance, Premier Bone & Joint Center and Alexander Excavation	10 a.m.-1:30 p.m.	University of Arizona Mall Make reservations through UW Athletics Ticket Office	Media welcome to cover event
Barstool Sports Tailgate Festival	8 a.m.-2 p.m.	University of Arizona Mall Music, Food, Libations Showcase of team bands	Media welcome to cover event
Barstool Sports Arizona Bowl Ohio vs. Wyoming	2:30 p.m.	Arizona Stadium	Media Event
Saturday, Dec. 31			
Taco Bell New Year's Eve Downtown Bowl Bash	6 p.m.-12 a.m.	Downtown Tucson, 5th & Toole	





Wyoming Cowboys the Surprise Team in the Mountain West in 2022:

The Wyoming Cowboys were the surprise team of the 2022 season in the Mountain West Conference.

Wyoming was picked to finish 5th in the Mountain Division in a preseason poll of conference media members. The Cowboys finished in 2nd place in the Mountain Division winning the tiebreaker vs. Utah State and Air Force. UW defeated every team but one in the Mountain Division -- that one team being first place Boise State.

No other team in the conference exceeded expectations like the Cowboys have, posting a 7-5 record and a 5-3 conference mark.

Mountain Division

Current Standings

1. Boise State	8-0
2. Wyoming	5-3
3. Utah State	5-3
4. Air Force	5-3
5. CSU	3-5
6. New Mexico	0-8

Preseason Picks

Boise State	1st
Wyoming	5th
Utah State	3rd
Air Force	2nd
CSU	4th
New Mexico	6th

West Division

Current Standings

1. Fresno State	7-1
2. SDSU	5-3
3. SJSU	5-3
4. UNLV	3-5
5. Hawai'i	2-6
6. Nevada	0-8

Preseason Picks

Fresno State	1st
SDSU	2nd
SJSU	3rd
UNLV	5th
Hawai'i	6th
Nevada	4th

Winning Ways -- Wyoming Wins Seven Games for Fifth Time in Bohl Era:

Wyoming's winning ways have continued this season. The Cowboys won their seventh game of the 2022 season at Colorado State on Nov. 12. That is the fifth time in the nine seasons **Craig Bohl** has coached the Cowboys that the Pokes have won seven or more games.

UW also won seven games in 2021 and won eight games in 2019, 2017 and 2016.

Mantra of Going 1-0 Each Week Continues for Cowboys -- Those 1-0 Weeks Grew Into Streaks:

Wyoming's mantra this season has been to go 1-0 each week, and that remains the focus.

But the 1-0 weeks have led to a couple streaks this season.

Wyoming built a **four-game winning streak** prior to losing to Boise State on Nov. 19.

The Pokes also built a **three-game road winning streak** prior to losing at Fresno State. UW won three road games -- at New Mexico, at Hawai'i and at Colorado State.

Red-Zone Success -- No. 25 in the Nation:

One of the areas Wyoming has been very successful at this season is scoring once reaching the red-zone (inside an opponent's 20-yard line). The Cowboys have scored on **25 of 28 (89.3 percent)** opportunities inside their opponents' red zone. UW has scored 13 touchdowns and 12 field goals on its trips into the red zone in the 2022 season.

The Pokes rank **No. 1 in the Mountain West** and **No. 25 in the nation** in red-zone offense.



Easton Gibbs, Linebacker

Cowboy Linebacker Easton Gibbs Among Top Tacklers in the Mountain West and the Nation, Achieves 100-Tackle Mark for the

2022 Season: Wyoming sophomore linebacker **Easton Gibbs** leads the Cowboys in tackles this season with **111 tackles**. He is averaging 9.2 tackles per game to rank **No. 3 in the Mountain West** and **No. 23 nationally**.

A year ago, he tallied 90 tackles, nearly reaching the elite 100-tackle mark. Gibbs enters this week with **243 career tackles**.

Linebacker Legacy -- Easton Gibbs Becomes Third Cowboy Linebacker to Earn First Team All-MW in Last Four Consecutive Seasons:

Wyoming's defense has built a legacy of outstanding linebackers. By being named First Team All-Mountain West in 2022, Wyoming linebacker **Easton Gibbs** became the third consecutive Cowboy to earn First Team All-MW honors. Gibbs joins former Pokes **Logan Wilson** (First Team 2019) and **Chad Muma** (First Team in 2020 and '21) in the exclusive group of Cowboy linebackers.

Cowboys Earn Bowl Eligibility for the Sixth Time in Seven Seasons:

The Wyoming Cowboys earned their sixth win of the 2022 season on Saturday, Oct. 29 with a 27-20 road victory over the Hawai'i Rainbow Warriors, and with that sixth win earned bowl eligibility for the sixth time in the past seven seasons.

Under the direction of head coach **Craig Bohl**, Wyoming has appeared in the 2016 Poinsettia Bowl, the 2017 and 2021 Famous Idaho Potato Bowls and the 2019 and 2022 Arizona Bowls. Wyoming was also bowl eligible in 2018 with a 6-6 record but did not receive a bowl bid.

Coach Bohl and his coaching staff are the only coaching staff in school history to win three bowl games (2017, '19 and '21) and are the only coaching staff to take Wyoming to five bowl games in a seven-year time span (2016-22).

Winning the Close Ones: In the 12 regular-season games Wyoming played this season, five of those 12 games have been decided by a touchdown or less and the Cowboys have won four of those five games. Below is a breakdown of those close finishes in 2022.

Opponent (Date and Location)

Tulsa (Sept. 3 in Laramie)
Air Force (Sept. 16 in Laramie)
Hawai'i (Oct. 29 in Honolulu)
Colorado State (Nov. 12 in Fort Collins)
Boise State (Nov. 19 in Laramie)

Score and Margin of Victory

W 40-37, +3 (2 overtimes)
W 17-14, +3
W 27-20, +7
W 14-13, +1
L 17-20, -3

Comeback Cowboys -- Wyoming Has Five Come-From-Behind Wins in 2022:

This year's Wyoming Cowboys have shown an ability to comeback to win games. Wyoming has come from behind in five games this season to record wins.

In Wyoming's home game vs. Tulsa on Sept. 3, the Pokes trailed 34-24 with 14:52 remaining in the contest. Wyoming would win the game in double overtime (40-37).

Against Air Force on Sept. 16, the Cowboys faced a 14-10 deficit with 9:58 remaining in the game. Wyoming came away with a 17-14 victory.

On Oct. 8, Wyoming trailed New Mexico 14-0 in the first quarter before the Cowboys came back to score 27 unanswered points to win 27-14 in Albuquerque, N.M.

At Hawai'i on Oct. 29, UW fell behind 10-0 in the second quarter, before fighting back to record a 27-20 road win.

In its road game at Colorado State on Nov. 12, the Pokes fell behind 10-0 in the first half before rallying for a 14-13 victory.

Long Scoring Drives: The Cowboy offense has put together a number of long scoring drives this season. Wyoming has a total of **29 Scoring Drives of 50 or more yards** this season.

Games Scoring Drives (Of 50 Yards or More)

at Illinois	8 plays for 70 yards, FG
Tulsa	13 plays for 67 yards, FG; 6 plays for 75 yards, TD; 3 plays for 69 yards, TD
UNC	11 plays for 56 yards, FG; 10 plays for 75 yards, TD
Air Force	15 plays for 73 yards, FG; 8 plays for 75 yards, TD
at BYU	10 plays for 57 yards, FG; 10 plays for 75 yards, TD; 4 plays for 50 yards, TD; 6 plays for 75 yards, TD
SJSU	4 plays for 80 yards, TD
at UNM	7 plays for 82 yards, TD; 8 plays for 75 yards, TD; 8 plays for 74 yards, FG
Utah State	4 plays for 80 yards, TD; 8 for 67 yards, TD; 4 for 50 yards, FG; 10 for 52 yards, FG; 9 for 83 yards, TD
at Hawai'i	4 plays for 75 yards, TD; 6 for 82 yards, FG; 11 for 54 yards, FG; 4 for 80 yards, TD; 9 for 61 yards, TD
at CSU	12 plays for 69 yards, TD
vs. Boise St.	6 plays for 79 yards, TD; 2 plays for 88 yards, TD
at Fresno St. NA	
Totals	29 Scoring Drives of 50 Yards or More



Coaching Connection: Wyoming head coach **Craig Bohl** and Ohio head coach **Tim Albin** have known each other for over 20 years. When Bohl was the defensive coordinator at Nebraska from 2000-02, Albin was a graduate assistant on Frank Solich's staff at Nebraska.

In 2004, Bohl hired Albin as his offensive coordinator at North Dakota State where they guided NDSU to an 8-3 record and a No. 25 national ranking in the Bison's first year competing at the NCAA Football Championship Subdivision (FCS) level.

Cowboy-Ohio Series History: This year's meeting between Wyoming and Ohio will be the third in history.

The 2022 Meeting Will be the: Third

Overall Series Record: UW leads 2-0

Series Began: Sept. 22, 2007

UW Record in Laramie: 1-0

UW Record in on Road: 1-0

UW Record at Neutral Site: 0-0

Longest UW Win Streak: 2 (2007-08)

Longest Ohio Win Streak: NA

Largest UW Margin of Victory: 1 (2007 & '08)

Largest Ohio Margin of Victory: NA

Most Points Scored by UW: 34 (2007)

Most Points Scored by Ohio: 33 (2008)

Wyoming is 11-5 Against Teams from the Mid-American Conference:

Since 1996 when the Wyoming Cowboys first played a Mid-American Conference team in Western Michigan, the Cowboys are 11-5 all-time against current teams from the MAC.

UW is 5-3 against MAC foes in Laramie, 4-2 on the road and 2-0 at neutral sites.

Dates	Opponent	Results
10/12/96	Western Michigan	W, 42-28
9/16/00	Central Michigan	W, 31-10
9/7/02	at Central Michigan	L, 20-28
9/22/07	at Ohio	W, 34-33
8/30/08	Ohio	W, 21-10
9/27/08	Bowling Green	L, 16-45
10/2/10	at Toledo	W, 20-15
9/17/11	at Bowling Green	W, 28-27
9/8/12	Toledo	L, 31-34
9/12/15	Eastern Michigan	L, 29-48
9/23/16	at Eastern Michigan	L, 24-27
9/3/16	Northern Illinois	W, 40-34 (3OT)
12/22/17	Central Michigan#	W 37-14
9/11/21	at Northern Illinois	W 50-43
9/18/21	Ball State	W 45-12
12/21/21	Kent State#	W 52-38

#Indicates the 2017 and 2021 Famous Idaho Potato Bowls

Series Records vs. MAC Teams

vs. Ball State	1-0
vs. Bowling Green	1-1
vs. Central Michigan	2-1
vs. Eastern Michigan	0-2
vs. Kent State	1-0
vs. Northern Illinois	2-0
vs. Ohio	2-0
vs. Toledo	1-1
vs. Western Michigan	1-0
Overall	11-5

Seven Cowboys Earn All-

Mountain West Honors: The Mountain West Conference announced its 2022 All-Mountain West football teams and seven Wyoming Cowboys earned First Team and Honorable Mention honors. The team was selected in voting by the 12 Mountain West head coaches and media members covering the league.

For the fourth consecutive season, Wyoming has a linebacker on the All-Mountain West First Team. This season it is sophomore middle linebacker

Easton Gibbs. He follows in the footsteps

of former Cowboy linebackers **Logan Wilson**, who was named First Team All-MW in 2019, and **Chad Muma**, who was named First Team All-Conference in 2020 and '21. Gibbs finished the 2022 regular season averaging 9.2 tackles per game to rank No. 3 in the Mountain West and No. 23 in the nation. This is Gibbs first All-Mountain West Conference honor of his career.

Place-kicker **John Hoyland** earned First Team honors this season for the first time after being a Second Team All-MW selection two seasons ago in 2020. Hoyland ranks No. 1 in the Mountain West in made field goals this season, averaging 1.67 per game, and he ranks No. 9 in the country in that category. He becomes the second Cowboy place-kicker in the last five years to earn First Team All-Mountain West honors, following **Cooper Rothe**, who earned First Team honors in 2018 and was named the MW Special Teams Player of the Year.

Five Cowboys received Honorable Mention All-Conference recognition this season. Those five include three juniors in: quarterback **Andrew Peasley**, punter **Clayton Stewart** and tight end **Treyton Welch**. Two Wyoming sophomores also earned Honorable Mention honors in: defensive end **DeVonne Harris** and cornerback **Cam Stone**.



Emmanuel Pregon and Braden Siders

College Football News Names Two Cowboys Freshmen All-Americans:

College Football News (CFN) recently announced its Freshman All-America teams and two Wyoming Cowboys were named to the teams.

Offensive guard **Emmanuel Pregon** was named to CFN's Second Team Freshman All-America team and defensive end **Braden Siders** earned Honorable Mention Freshman All-America honors.

Pregon enjoyed an outstanding redshirt freshman season. He started 10 of 12 games this season at right guard, missing only two games due to injury. Against BYU, Pregon was the highest graded Cowboy offensive lineman, with a grade of 83 percent with seven knockdown blocks. He did not give up a single sack all season.

Pregon was part of a Wyoming offensive line who helped the Cowboys rank No. 2 in the Mountain West and No. 37 in the nation in rushing offense, averaging 187.8 rushing yards per game. He was also a key member of a Cowboy offensive line that ranked No. 2 in the Mountain West and No. 23 in the FBS in fewest tackles for loss allowed, giving up only 4.33 TFLs per game, and he and his offensive teammates ranked No. 3 in the MW and No. 25 in the nation in fewest sacks allowed, giving up only 1.25 sacks per game.

Siders ended the regular season with 38 total tackles, including 29 solo stops. He ranked second on the Cowboy team in tackles for loss with 10.5 and added 5.0 sacks, seven quarterback hurries and one pass breakup. Siders started all 12 games at defensive end for the Pokes in his redshirt freshman season.

Siders and his defensive teammates ranked No. 2 in the Mountain West and No. 20 in the nation in sacks per game, averaging 2.83 sacks per game.

Both Wyoming redshirt freshmen are from the Denver metropolitan area. Pregon played his high school football at Thomas Jefferson High School in Denver. Siders is from Thornton, Colo., and played at Ralston Valley High School in Arvada, Colo.

About the Ohio Bobcats: The Ohio Bobcats won the Mid-American Conference (MAC) East Division this season with a 9-4 overall record and a 7-1 conference mark. Ohio ended the regular season winning its last seven games before losing a close 17-7 game vs. Toledo in the MAC Championship Game.

Ohio led the Mid-American Conference in offense for the 2022 season and ranked No. 39 in the nation, averaging 424.0 yards of total offense per game. The Bobcats passing game keys its offensive attack, averaging 285.4 passing yards per game to rank No. 1 in the MAC and No. 18 in the nation.

Bobcat Quarterback **Kurtis Rourke** was named the winner of the MAC Vern Smith Leadership Award as the top player in the conference. Rourke was also named the MAC Offensive Player of the Year in 2022. He unfortunately was injured in the Ball State game on Nov. 15 and was lost for the remainder of the season.

Ohio head coach **Tim Albin** was also named the MAC Coach of the Year, and freshman running back **Sieh Bangura** was named the MAC Freshman of the Year.





Wyoming Offensive Line Impressive

This Season: The Wyoming offensive line has performed well this season.

- The Cowboys have allowed only 15.0 quarterback sacks through 12 games.
- Wyoming is ranked No. 3 in the MW and No. 25 in the nation in fewest sacks allowed at 1.25 per game.
- The Cowboys are ranked No. 2 in the conference and No. 23 in the country in fewest tackles for loss allowed, giving up only 4.33 per game.

D.Q. James Named to Earl Campbell Tyler Rose Award Weekly Honorable Mention List for Performance at Hawai'i

University of Wyoming redshirt freshman running back **D.Q. James** from Lancaster, Texas, was selected to the Earl Campbell Tyler Rose Award Weekly Honorable Mention list as announced by the Tyler (Texas) Chamber and SPORTTyler for his performance in a 27-20 Wyoming victory over Hawai'i on Oct. 29, 2022.

James rushed for a personal best 179 yards last Saturday in a 27-20 win at Hawai'i. James averaged 12.8 yards per carry on 14 carries and had a long run of 74 yards in the game. He played his high school football at Lancaster High School in Lancaster, Texas. James was one of nine players in the nation named to this week's Honorable Mention list.

Kansas State running back Deuce Vaughn was named The Earl Campbell Tyler Rose Award National Player of the Week. Vaughn rushed 22 times for 158 yards and one touchdown and added four catches for 18 yards and a one-yard touchdown reception to help lead Kansas State to a 48-0 win over No. 9 Oklahoma State last weekend.

The Earl Campbell Tyler Rose Award recognizes the top offensive player in Division I football who exhibits the enduring characteristics that define former University of Texas running back Earl Campbell: integrity, performance, teamwork, sportsmanship, drive, community, and tenacity; specifically tenacity to persist and determination to overcome adversity and injury in pursuit of reaching goals. The award honors the legacy of Texas legend Campbell and recognizes his home community of Tyler, Texas.

In addition, the nominee must meet one or more of the following criteria: born in Texas and/or graduated from a Texas High School and/or played at a Texas-based junior college or four-year Division I Texas college.

More information about the Award may be found at: www.earlcampbellaward.com/.

James Posts Consecutive 100-Yard Rushing Games:

Cowboy running back **D.Q. James** posted consecutive 100-yard rushing games in his last two outings. The redshirt freshman ran for 120 yards in a 28-14 home win over Utah State. He followed that up with a 179-yard rushing performance in Wyoming's 27-20 road win at Hawai'i.

Coaching Decisions Play a Key Role in Wyoming Victories: There have been many coaching decisions that have led to Wyoming victories this season. But there are two specific decisions that made direct impacts in two of Wyoming's comeback wins this year.

With 10:53 remaining in the fourth quarter against Tulsa and Wyoming trailing 34-24, the Cowboys faced a 4th and 5 at the Tulsa 38-yard line. UW head coach **Craig Bohl** decided to have place-kicker **John Hoyland** attempt a career long 55-yard field goal and Hoyland came thru to pull the Pokes to within a touchdown at 34-27. On Wyoming's next possession, QB **Andrew Peasley** connected with wide receiver **Joshua Cobbs** on a 51-yard TD pass to tie the game. Wyoming would go on to win the game in double overtime.

Against Air Force, it was a decision made early in the game that made a huge impact in the Cowboys' home win. Wyoming drove 73 yards on its opening drive down to the Air Force two-yard line. While it was tempting to go for a touchdown on 4th and Goal, Bohl chose to call on Hoyland again for a short 20-yard field goal. That early field goal turned out to be the difference in a 17-14 Wyoming victory.

Playing Disciplined -- Wyoming Ranked Among the Best in the FBS in

Fewest Penalties Committed: As has been the case during the **Craig Bohl** era at Wyoming, the Cowboys are once again one of the most disciplined and least penalized teams in the country. The Pokes are No. 2 in the MW and No. 1 in the FBS in fewest penalty yards per game (38.33 yards per game). Wyoming is No. 3 in the Mountain West and No. 11 among all FBS teams in fewest penalties per game (4.42 penalties per game).

Cowboy Defense Scoring Its Share of Points in 2022 -- Rank No. 2 in MW

and No. 29 in the Nation in Defensive TDs Scored: The Cowboy defensive unit has scored two defensive touchdowns this season to rank **No. 2 in the Mountain West and No. 29 in the nation** in defensive touchdowns scored for the 2022 season.

The Pokes scored a defensive touchdown on the second play of the game vs. Tulsa when defensive tackle **Jordan Bertagnole** and safety **Miles Williams** put pressure on the Tulsa quarterback. Bertagnole punched the ball out of the Tulsa QB's hands and the ball bounced backwards into TU's end zone where UW linebacker **Easton Gibbs** recovered the fumble for a touchdown. UW went on to win the home game 40-37 in double overtime.

At New Mexico, Cowboy cornerback **Cam Stone** intercepted the Lobo quarterback and returned the interception 38 yards for a Pick Six with only 1:09 remaining in the game to seal a 27-14 road victory for Wyoming.

Sack Sensations, Wyoming No. 2 in the Mountain West and No. 20 in the

Nation in Quarterback Sacks: The Wyoming defense has been very effective at sacking opposing quarterbacks this season. Eight different Cowboys have at least one sack on the season.

Through 12 games, Wyoming has 34 total sacks and is averaging 2.83 sacks per game. That ranks the Pokes No. 2 in the Mountain West and No. 20 in the nation.

Wyoming has had at least one sack in all but two games this season (at Illinois and vs. Boise State) and has had six games with multiple sacks, including: 3 at Fresno State, 4 vs. Tulsa, 5 vs. Northern Colorado, 5 at Colorado State, 6 at New Mexico and 6 vs. Utah State.

Sacks Part Two -- Individual Cowboys Among League and National Leaders:

Three current Wyoming Cowboys rank among league and national leaders in sacks. Those three are:

Player	Per Game Avg.	MW Rank	NCAA Rank
DeVonne Harris	0.67	No. 7	No. 35
Jordan Bertagnole	0.55	No. 9	No. 54
Braden Siders	0.42	No. 16	No. 134

Harris had 3.0 sacks against Utah State on Oct. 22, which ties for the fifth best single-game performance in Cowboy history.

Wyoming Defense Limits Utah State to 217 Yards of Total Offense:

It was an outstanding performance by the Cowboy defense in UW's 28-14 win over Utah State. Utah State entered the game vs. the Cowboys averaging 368.0 yards of total offense per game -- 173.6 rushing per game and 194.4 passing.

Wyoming's defense held the Aggies to 217 total yards -- 151 yards under their average. UW also held USU to 113 rushing yards (60.6 yards under their average) and allowed Utah State only 104 passing yards (90.4 yards under their average).

A Fifth Cowboy Grabs His First Career Interception:

Five Cowboys have made their first career interceptions this season as Cowboys. The latest to join that club was senior cornerback **Deron Harrell** against Colorado State. Sophomore safety **Wyett Ekeler** made his first interception against Utah State.

Sophomore linebacker **Shae Suiaunoa** intercepted his first pass against Northern Colorado, and junior cornerback **Jakorey Hawkins** intercepted his first pass at New Mexico.



Running the Ball -- Cowboys Record Back-to-Back 300-Yard Rushing Games vs. Utah State and Hawai'i -- First Time Since 1995 -- Nearly Recorded a Third 300-Yard Rushing Game vs. Boise State: Wyoming has been known for successfully running the football during the **Craig Bohl era** and that continues this season.

The Cowboys recorded back-to-back 300-yard rushing games in performances vs. Utah State, running for 330 yards in a 28-14 home win, and running for 365 yards in a 27-20 road win at Hawai'i.

UW nearly made it three 300-yard rushing games for the season when the Pokes rushed for 278 yards in a 17-20 home loss to Boise State.

That marked the first time since 1995 that Wyoming had rushed for over 300 yards in consecutive games. Back in 1995, the Cowboys ran for 371 yards in a 34-31 road win over San Diego State and followed that up with 326 rushing yards in a 38-10 home win over Fresno State.

During the Bohl era, the Cowboys have rushed for over 300 yards 13 times and won 12 of those 13 games. The only loss coming against Eastern Michigan at home in 2015 despite UW rushing for 430 yards.

Cowboy QB 1 Andrew Peasley Sparking the Wyoming Offense With Explosive Plays: Wyoming's starting quarterback, junior **Andrew Peasley**, has been a spark for the Wyoming Cowboy offense all season. Much of that spark has been provided by Peasley's ability to generate big plays both throwing the ball and running the ball.

Peasley has created 28 explosive pass plays of 15 yards or more this season for 752 yards. He has added 14 explosive running plays of 10 yards or more for 274 yards. All total, Peasley has been responsible for 42 explosive plays for 1,026 yards. Among those explosive plays are a season best 51-yard TD pass against Tulsa and a 61-yard run against San Jose State to set up another Cowboy touchdown.



Andrew Peasley, Quarterback

Games	Explosive Pass Plays of 15 or More Yards	Explosive Running Plays of 10 or More Yards	Totals
at Illinois	NA	2 for 54 yards (17, 37)	2 for 54 yards
Tulsa	4 for 139 yards (48, 17, 51, 23)	2 for 20 yards (10, 10)	6 for 159 yards
N. Colorado	3 for 58 yards (15, 26, 17)	NA	3 for 58 yards
Air Force	2 for 53 yards (24, 29)	1 for 15 yards (15)	3 for 68 yards
at BYU	4 for 97 yards (19, 19, 28, 31)	2 for 24 yards (13, 11)	6 for 121 yards
San Jose St.	2 for 59 yards (21, 38)	3 for 85 yards (14, 61, 10)	5 for 144 yards
at UNM	4 for 135 yards (47, 16, 29, 43)	NA	4 for 135 yards
Utah State	5 for 139 yards (46, 16, 39, 22, 16)	2 for 24 yards (13, 11)	7 for 163 yards
at Hawai'i	2 for 41 yards (16, 25)	2 for 52 yards (17, 35)	4 for 93 yards
at CSU	0 (Injured)	0 (Injured)	0 (Injured)
vs. Boise St.	0 (Injured)	0 (Injured)	0 (Injured)
at Fresno St.	2 for 31 yards (17, 14)	0	2 for 31 yards
Totals	28 for 752 yards	14 for 274 yards	42 for 1,026 yards

Cowboy Offense Explodes for Best Performance of the Season vs. Utah State: Wyoming's offense had its best game of the season in the Cowboys 28-14 win over Utah State on Oct. 22.

The offense generated 529 yards of total offense, including 330 rushing yards and 199 passing. Both the total yards and the rushing yards were season highs.

It was the first time this season that UW's offense had generated over 400 yards of total offense and the first time it had generated over 200 yards rushing.

It was the most total yards by a Cowboy offense since UW totaled 531 yards in a 52-38 win over Kent State in last year's Famous Idaho Potato Bowl. It was the most yards of total offense for the Cowboys in a conference game since tallying 604 yards of total offense against Utah State in 2021 in a 44-17 road win in Logan, Utah. It was the most rushing yards for the Pokes since rushing for 404 against Kent State in last year's bowl win and the most in a conference game since posting 380 rushing yards in the 2021 win at Utah State.

John Hoyland Ties Brian Hill for the No. 9 Spot in Career Scoring at UW: With

his five points in Wyoming's game vs. Boise State on Nov. 19, Cowboy place-kicker **John Hoyland** moved into a tie with former Cowboy running back **Brian Hill** for eighth place on the Wyoming career scoring list. Hoyland enters this week with **210 career points scored**.

Wyoming's Career Scoring Leaders

Rk.	Player	Years	TDs	Extra Points	Field Goals	Total Points
1.	Cooper Rothe, pk	2016-19	0	165	59	342
2.	Sean Fleming, pk	1988-91	0	153	57	324
3.	Eddie Talboom, rb-pk	1948-50	34	99	0	303
4.	Cory Wedel, pk	1994-97	0	139	54	301
5.	Ryan Yarborough, wr	1990-93	42	2	0	256
6.	Marcus Harris, wr	1993-96	38	0	0	228
7.	Deric Yaussi, pk	2002-05	0	102	39	219
8.	John Hoyland, pk	2020-	0	81	43	210
	Brian Hill, rb	2014-16	35	0	0	210
10.	Stuart Williams, pk	2011-14	0	119	23	188

Cole Godbout Closing in on Wyoming Top 10 in Career Tackles for Loss:

Wyoming's junior nose tackle **Cole Godbout** has been a standout for the Pokes the last four seasons. Unfortunately, he has missed the last six games of the 2022 regular season due to injury. From the 2019 season through this season, Godbout has appeared in 37 games and started 29. With 2.5 tackles for loss at BYU on Sept. 24, Godbout improved his career total in tackles for loss to 21.5. With his next tackle for loss, Godbout will tie former Cowboy great **Gabe Knapton** for 10th place. As a sophomore in 2021, Godbout was named by Pro Football Focus (PFF) to its Second Team All-Mountain West Conference team. Mountain West head coaches and media voted him an Honorable Mention selection to the official MW All-Conference team.

Wyoming's Career Tackle for Loss Leaders

Wyoming Career Tackle for Loss Leaders	Career Tackles for Loss
1. Eddie Yarbrough, 2012-15	39.0
2. John Fletcher, 2005-09	36.0
3. Carl Granderson, 2015-18	35.5
4. Logan Wilson, 2016-19	35.0
5. Josh Biezuns, 2008-11	31.0
6. Zach Morris, 2001-04	26.5
7. Andrew Wingard, 2015-18	25.0
8. Ward Dobbs, 2005-08	24.0
9. John Flora, 2004-05	23.5
10. Gabe Knapton, 2008-11	22.5
Cole Godbout	21.5

(Tackles for Loss didn't become an official NCAA statistic until 2000.)



Honors Continue to Come in for Cowboy Kicker John Hoyland:

Current sophomore place-kicker **John Hoyland** has acquired a number of honors during his Wyoming playing career. Here are those honors.

John Hoyland Career Honors

•**2022 Second Team Mid-Season All-American**
(As selected by PFF -- Pro Football Focus)

•**2022 Semifinalist for the Lou Groza Award**

•**2022 First Team All-Mountain West**
(As selected by MW Head Coaches & Media)

•**2022 Second Team All-Mountain West**
(As selected by PFF -- Pro Football Focus)

•**2020 First Team Freshman All-American**
(As selected by the Football Writers Association of America)

•**2020 Second Team All-Mountain West**
(As selected by MW Head Coaches & Media)

John Hoyland Ranks Among FBS Current Active Leaders in Several Kicking Categories:

Not only does Cowboy place-kicker **John Hoyland** rank among the best in University of Wyoming school history in several kicking categories, but he also ranks among the best active kickers in the nation.

Hoyland is among the active career leaders at the Football Bowl Subdivision (FBS) in field-goal percentage, field goals made per game and total field goals made.

Here is where Hoyland currently ranks among current FBS kickers.

NCAA FBS Career Active Kicking Leaders

Category	Avg.	Active FBS Leaders Rank
Field-Goal %	84.3 (43 of 51)	No. 13
FGs per Game	1.39	No. 14
FGs Made	43	Tie No. 28

Hoyland Ties the Wyoming School Record for Most Field Goals in a Single Season:

Cowboy sophomore place-kicker **John Hoyland** will enter the Arizona Bowl game with 20 made field goals for the 2022 season.

Hoyland is tied for the school record of 20 made field goals in a single-season with **Cory Wedel**, who made 20 field goals in the 1996 season, and **J.D. Wallum**, who made 20 in the 2001 season.

Hoyland Fourth on Wyoming Career Field Goal List:

John Hoyland has quickly risen on the Wyoming career field-goal list. The sophomore currently ranks fourth on UW's career chart, with **43 made field goals**.

Wyoming's Career Field-Goal Leaders

Season	Field Goals	Pct.
1. Cooper Rothe	59-77	76.6
2. Sean Fleming	57-93	61.3
3. Cory Wedel	54-73	74.0
4. John Hoyland	43-51	84.3
5. Deric Yaussi	39-58	67.2



John Hoyland, Place-kicker

John Hoyland -- It's Good to be Atop the NCAA Rankings

-- **Again:** Wyoming sophomore place-kicker **John Hoyland** has gone from walk-on, to starter, to Freshman All-American, to one of the very best place-kickers in the country.

For the second time in his career, Hoyland is one of the leading kickers in the nation. He is averaging **1.67 field goals per game** to rank **No. 1 in the MW** and **No. 9 in the country** this season and has **made 20 of 23 field goals** through the first 12 games of the season for a **field-goal percentage of**

87.0, which ranks **22nd in the nation** and **No. 2 in the Mountain West**. He also ranks **No. 64 in the nation** and **No. 5 in the MW** in scoring, with **85 total points scored**.

All Hoyland did as a freshman in 2020 was lead the nation in field goals made per game (2.17), rank No. 6 in the nation in field-goal percentage (92.9 percent) and rank No. 19 in scoring.

John Hoyland's Season-by-Season Statistics

Season	Field Goals	Pct.	1-19	20-29	30-39	40-49	50+	Long	PATs
2020	13-14	92.9	0-0	5- 5	6- 7	2- 2	0-0	42	16-16
2021	10-14	71.4	0-0	7- 7	2- 2	1- 3	0-2	44	40-40
2022	20-23	87.0	1-1	7- 7	5- 6	4- 5	3-4	55	25-25
Totals	43-51	84.3	1-1	19-19	13-15	7-10	3-6	55	81-81

2020 NCAA Rankings

Statistic	MW Rank	NCAA Rank
Field Goals Made per Game	No. 1	No. 1
Field-Goal Percentage	No. 1	No. 6
Points Scored per Game	No. 1	No. 19

2021 NCAA Rankings

Statistic	MW Rank	NCAA Rank
Field-Goal Percentage	No. 9	NA
Field Goals Made per Game	No. 12	NA

2022 NCAA Rankings

Statistic	MW Rank	NCAA Rank
Field Goals Made per Game	No. 1	No. 9
Field-Goal Percentage	No. 2	No. 22
Total Points Scored	No. 5	No. 64
Points Scored per Game	No. 5	No. 72

Strong Leg -- Hoyland Makes His Mark Among the Best in Wyoming

History: Current Cowboy place-kicker **John Hoyland** kicked a career long 55-yard field goal against Tulsa earlier this season, placing him among the top kickers in Wyoming history in terms of longest field goals.

Wyoming's All-Time Longest Field Goals

1. Dan Christopolous vs. Colorado State in 1977 -- 62 yards
2. Billy Vinnedge vs. Air Force in 2007 -- 57 yards
3. Aaron Elling vs. Colorado State in 1999 -- 56 yards
4. **John Hoyland vs. Tulsa in 2022 -- 55 yards**
Aaron Elling vs. Weber State in 1999 -- 55 yards
Sean Fleming vs. UTEP in 1990 -- 55 yards
Rick Donnelly vs. BYU in 1983 -- 55 yards
8. Jerry Depoyster vs. Utah in 1966 -- 54 yards and 54 yards (Both in the same game.)
9. **John Hoyland vs. Boise State in 2022 -- 53 yards**

*Jerry Depoyster is still tied for the NCAA record for most 50 yard field goals made in a single game. On Oct. 8, 1966, Depoyster made field goals of 54, 54 and 52 yards against Utah. He was tied with four other individuals for that record entering the 2022 season.

John Hoyland Continues Tradition of Cowboy Kickers From Colorado:

Current Wyoming place-kicker **John Hoyland** walked on to the Wyoming Football team in 2020 from Broomfield, Colo., where he played at Legacy High School. Hoyland joined a long line of former Cowboy kickers from the state of Colorado. Five of the all-time leading scorers in Wyoming Football history are place-kickers who grew up in Colorado.

Cowboy Kickers From Colorado

Ranking Among UW Career Scoring Leaders

1. Cooper Rothe, pk 2016-19	342 Points
4. Cory Wedel, pk 1994-97	301
7. Deric Yaussi, pk 2002-05	219
9. John Hoyland, pk 2020-	210
10. Stuart Williams, pk 2011-14	188

Hometown

Longmont, Colo.
Burlington, Colo.
Fort Collins, Colo.
Broomfield, Colo.
Nederland, Colo.





2022 Wyoming Cowboy Football

General Information

Location:	Laramie, Wyo.
Founded:	1886
Enrollment:	11,479
President:	Edward Seidel
Athletics Director:	Tom Burman
Colors:	Brown & Gold
Nickname:	Cowboys, Pokes
Conference:	Mountain West
Stadium:	Jonah Field at War Memorial Stadium
Capacity:	29,181
Surface:	FieldTurf Revolution

Football History

The 2022 season will mark the 126th season of Wyoming Football.

Wyoming All-Time Football Record

558-593-28 (.485) -- 1,179 Total Games

Wyoming All-Time Home Football Record

331-206-18 (.613) -- 555 Home Games

Wyoming All-Time Road Football Record

217-376-10 (.368) -- 603 Road Games

Wyoming Neutral-Site Football Record

10-11-0 (.476) -- 21 Neutral-Site Games

2022 Team Breakdown

Offensive Scheme: Pro-Style, West Coast
Defensive Scheme: 4-3

Starters Returning: 10 Total
(5 Offense, 3 Defense, 2 Special Teams)

Starters Lost: 14 Total
(6 Offense, 8 Defense, 0 Special Teams)

Lettermen Returning: 42 Total
(24 Offense, 16 Defense, 2 Special Teams)

Lettermen Lost: 31 Total
(14 Offense, 17 Defense, 0 Special Teams)

Other Returners: 41 Total
(19 Offense, 20 Defense, 2 Special Teams)

First-Year Transfers: 8 Total
(4 Offense, 4 Defense, 0 Special Teams)

2021 Signings: 19 Total
(11 Offense, 7 Defense, 1 Special Teams)

Weekly Media Events

Mondays

Wyoming Football Weekly Press Conference
High Altitude Performance Center Team Room

- Noon-12:20 p.m., Craig Bohl Press Conference
- 12:20-2:00 p.m., Requested Players and Asst. Coaches

Wednesdays

Craig Bohl Radio Coach's Show

- Altitude Chophouse and Brewery, 7 p.m.

Place-kicker John Hoyland Selected MW Special Teams Player of the Week Three Times This Season:

Three times this season Wyoming Cowboy place-kicker **John Hoyland** has been named the Mountain West Conference Special Teams Player of the Week. His most recent award came against Hawai'i on Oct. 29 when Hoyland was a perfect 2 of 2 in field goals, making kicks of 34 and 38 yards, and added three PATs for nine total points in a 27-20 Wyoming road victory.

Hoyland was also named the Mountain West Conference Special Teams Player of the Week for his performance in a 40-37 double-overtime home win over Tulsa on Sept. 3. He kicked a career long 55-yard field goal in the fourth quarter to pull Wyoming to within a touchdown at 27-34. Hoyland also kicked a clutch 25-yard field goal in the first overtime to force a second overtime. In the second overtime, Hoyland scored the winning field goal from 30 yards out to give the Cowboys their 40-37 win. He was a perfect 4 of 4 in PATs and was 4 of 5 in field goals with his only miss being a 44-yard field goal that hit the right upright in the fourth quarter.

Hoyland was a perfect 4 of 4 in field goals in a 33-10 win over Northern Colorado on Sept. 10. His four field goals tied a career high for Hoyland. It was the third time in his career that he had made four field goals in a single game. The other times were vs. Tulsa in 2022 and at Nevada in 2020.

Cowboy QB Andrew Peasley Earns MW Offensive Player of the Week vs.

Tulsa: The University of Wyoming Cowboy junior quarterback **Andrew Peasley** was selected as the Mountain West Conference Offensive Player of the Week on Monday for his performance in leading Wyoming to a 40-37 double-overtime home win over Tulsa last Saturday.

With the Cowboys trailing by 10 points, 24-34, with 14:54 remaining in the game, Peasley guided the Cowboys on two scoring drives in the fourth quarter to send the game to overtime.

Peasley completed 20 of 30 passes (66.7 percent) for 256 yards, 2 TD passes and 0 interceptions on the day. His touchdown passes went for 48 and 51 yards. The 51-yarder came with 6:19 remaining in the game to tie the game at 34-34 and force overtime.

He also led Wyoming in rushing with 45 yards and he accounted for 301 yards of total offense. Peasley guided the Cowboys on six offensive scoring drives and accounted for 12 of Wyoming's 17 first downs (10 passing and 2 rushing). He also connected with eight different receivers on the day.

Peasley is a native of La Grande, Ore., where he played at La Grande High School. He is in his first season at Wyoming after transferring from Utah State University this past offseason.

This is Peasley's second Mountain West Offensive Player of the Week award of his career. He also earned the award in the 2020 when he guided Utah State to a victory over New Mexico.

Cowboy Linebacker Shae Suaunoa Named MW Defensive Player of the Week vs. Northern Colorado:

Wyoming sophomore linebacker **Shae Suaunoa** recorded a career best eight tackles in Wyoming's 33-10 home win over Northern Colorado last Saturday, and he added an interception in the fourth quarter that he returned 18 yards down to the UNC three-yard line to set up a Wyoming touchdown two plays later.

Suaunoa also recorded 1.0 sack for 10 yards, 1.0 tackle for loss and one quarterback hurry in the game, as he helped lead a Wyoming defense that held Northern Colorado to only 15 rushing yards and only 147 yards of total offense.

The sophomore from Houston, Texas, played at Clear Lake High School. He and his Cowboy defensive teammates limited UNC to an average of only 2.4 yards per play.

Jackson Marcotte Named to Wuerffel Trophy Nomination List: The Wuerffel Trophy has announced its 2022 nomination list from college football's Football Bowl Subdivision (FBS) and Wyoming tight end **Jackson Marcotte** is one of this year's 109 nominees. Marcotte has completed his bachelor's degree in political science from Wyoming and is currently in his second year of Law School at UW.

Marcotte is involved in a number of volunteer activities. He is a member of the University of Wyoming Student-Athlete Advisory Committee (SAAC) Executive Board. Marcotte serves as Co-Chair of the Mountain West Social Justice Committee, and he is also participates in the Pistol and Friends Pen Pal Program.

Known as "College Football's Premier Award for Community Service," the Wuerffel Trophy is presented each February in Fort Walton Beach, Fla. Named after Danny Wuerffel, 1996 Heisman Trophy-winning quarterback from the University of Florida, the Wuerffel Trophy exists to honor college football players who serve others, celebrate their positive impact on society and inspire greater service in the world.

Punter Clayton Stewart Ranks No. 3 in the Mountain West and No. 28 in the Nation in Punting:

Wyoming's junior punter **Clayton Stewart** has become a weapon for the Cowboys this season. Stewart currently is averaging **44.0 yards per punt** this season to rank **No. 3 in the Mountain West and No. 28 in the FBS**.

His best games this season have been: 46.6 yard average at Colorado State (5 punts), 47.8 average vs. Tulsa (5 punts), 48.5 average vs. Northern Colorado (4 punts), 51.5 average vs. Air Force (4 punts) and 51.8 average against San Jose State (6 punts)

On the season, Stewart has had 17 of his 59 punts go for over 50 yards. He has placed 16 of 59 punts inside the opponents' 20-yard line, and he has forced opponents into 18 fair catches.



2022 Wyoming Cowboy Coaching Staff

Head Coach: Craig Bohl (Nebraska '82)
Overall Record: 156-87 (.642), 20th season
Record at Wyoming: 52-55 (.486), 9th season
Offensive Coaching Staff
Associate Head Coach/
Offensive Passing-Game Coordinator/WRs
Mike Grant (Nebraska '93)
Offensive Coordinator/QBs
Tim Polasek (Concordia '02)
Offensive Line
Joe Tripodi (Northwestern '06)
Executive Director of Recruiting/RBs
Gordie Haug (Bemidji State '09)
Co-Special Teams Coordinator/Tight Ends/
Fullbacks
Shannon Moore (Black Hills State '00)
Defensive Coaching Staff
Defensive Coordinator/Safeties
Jay Sawvel (Mount Union '93)
Linebackers
Aaron Bohl (MSU Moorhead '16)
Co-Special Teams Coordinator/Cornerbacks
Benny Boyd (Aurora '00)
Defensive Ends
Marty English (Northern Colorado '86)
Defensive Run-Game Coordinator/DTs/NTs
Oscar Giles (Texas '91)
Administrative Staff
Associate A.D. for Football Operations
Nick Fulton (Sioux Falls '04)
Director of Recruiting
Ian McGrew (Tennessee-Martin '15)
Director of On-Campus Recruiting
Samantha Patten (Florida)

Super Bowl Cowboys -- Wyoming Well Represented in Super Bowl LVI at the Conclusion of the 2021

NFL Season: Wyoming Athletics was well represented in last year's Super Bowl LVI.

Wyoming had three alumni who were members of last year's Super Bowl teams -- the Cincinnati Bengals and Los Angeles Rams.

Former Cowboy **Logan Wilson** was the starting middle linebacker for the Cincinnati Bengals in Super Bowl LVI. Wilson lead all defensive players from both team in tackles with nine total tackles in the game.

One of the coaches for the Los Angeles Rams for Super Bowl LVI was Special Teams Coordinator **Joe DeCamillis**. DeCamillis was an All-America wrestler at Wyoming in 1988. He has coached in the NFL for 33 years.

Another former Cowboy who was a member of the 2021 Los Angeles Rams was cornerback **Tyler Hall**. Hall played for the Cowboys from 2016-19.

Wilson and Hall were teammates at Wyoming throughout their college careers.



*Three Consecutive Bowl Championships
2017 Famous Idaho Potato Bowl, 2019 Arizona Bowl
and 2021 Famous Idaho Potato Bowl*

Idaho Potato Bowl. The Pokes previously won the 2017 Famous Idaho Potato Bowl over Central Michigan by a score of 37-14, and captured a 38-17 victory over Georgia State in the 2019 Arizona Bowl.

Coaching Firsts: Head coach **Craig Bohl** and his staff accomplished two coaching firsts in Wyoming history with their appearance in the 2022 Barstool Sports Arizona Bowl.

- Bohl and his staff became the only Wyoming football staff to guide three Cowboy teams to bowl victories.
- In 2022, Bohl and his staff became the first Wyoming football staff to lead five of their teams to bowl game appearances. Bohl held the record of four bowl appearances prior to this season.
- Bohl was previously tied with UW Athletics Hall of Fame Coach **Paul Roach**, with both coaches having taken three Wyoming teams to bowl games.

A First in Wyoming History: Wyoming's bowl invitation to the 2022 Barstool Sports Arizona Bowl marked the fifth time in seven seasons that Wyoming earned a bowl bid (2016 Poinsettia Bowl, 2017 Famous Idaho Potato Bowl, 2019 Arizona Bowl, 2021 Famous Idaho Potato Bowl and 2022 Barstool Sports Arizona Bowl). That is a first in the 125-year history of Cowboy Football. The previous best for the Wyoming Football program was four bowl game appearances in seven seasons from 1987 to 1993 (1987 Holiday Bowl, 1988 Holiday Bowl, 1990 Copper Bowl and 1993 Copper Bowl). Those four bowl appearances between 1987-93 were split between the coaching staffs of Paul Roach and Joe Tiller.

Cowboys Played a 2022 Schedule That Included Seven Team Playing in

Postseason This Season: Wyoming's schedule this season featured seven teams who will participate in postseason competition this season.

The seven teams that Wyoming played who have earned bowl bids this season include: **BYU** (New Mexico Bowl on Saturday, Dec. 17), **Fresno State** (Jimmy Kimmel Bowl on Saturday, Dec. 17), **Boise State** (Frisco Bowl on Saturday, Dec. 17), **San Jose State** (Famous Idaho Potato Bowl on Tuesday, Dec. 20), **Air Force** (Lockheed Martin Armed Forces Bowl on Thursday, Dec. 22), **Utah State** (SERVPRO First Responder Bowl on Thursday, Dec. 27) and **Illinois** (ReliaQuest Bowl on Monday, Jan. 2).

Of those seven opponents who earned bowl bids five are Mountain West Conference opponents: Air Force, Boise State, Fresno State, San Jose State and Utah State.

BYU and Illinois are Wyoming's two 2022 non-conference opponents playing in bowl games this season.

Wyoming Faced a 2022 Schedule That Was Filled With Seven Postseason

Teams From a Year Ago: The 2022 Wyoming schedule was filled with seven teams who earned postseason bids a year ago.

The seven teams on Wyoming's 2022 schedule who, like the Cowboys, earned bowl bids last season, included non-conference opponents BYU and Tulsa and Mountain West Conference opponents Air Force, Boise State, Fresno State, Hawai'i and Utah State. Four of those 2021 postseason teams played in Laramie in 2022 -- Tulsa, Air Force, Boise State and Utah State.

Wyoming Football Enjoying One of the Most Successful Periods in School History:

Wyoming head coach **Craig Bohl** is in his ninth season leading the UW football program in 2022.

During his time in Laramie, Bohl and his coaching staff have enjoyed a great deal of success, including some accomplishments that have never before been achieved in Wyoming Football history.

Those accomplishments follow in the notes below.

Pokes Win a Third Consecutive

Bowl Game: Wyoming captured its third consecutive bowl victory, defeating Kent State, 52-38, in the 2021 Famous





University of Wyoming Media Relations Staff

Contacts for Football

Tim Harkins

Associate Athletics Director

Office: (307) 766-2256

Cell: (307) 760-7847

E-Mail: tharkins@uwyo.edu

Nick Seeman

Assistant Athletics Director

Office: (307) 766-2256

Cell: (612) 741-0550

E-Mail: nseeman@uwyo.edu

Media Relations Staff

Media Relations Office Manager:

Diane Dodson

Director of Digital Strategy

John Durgee

Assistant Director of Media Relations:

Kevin DeVries

Assistant Director of Media Relations:

Cobe Wastler

Assistant Director of Media Relations:

Bud Denega

Media Relations Phone: (307) 766-2256

Press Box Phone: (307) 766-2222

Mailing Address:

Athletics Media Relations Office
University of Wyoming
Department 3414, 1000 E. University Ave.
Laramie, WY 82071

Overnight Shipping Address:

Athletics Media Relations Office
University of Wyoming
16th and Gibbon Streets
Laramie, WY 82071

2022 University of Wyoming

Football Media Guide: To gain access to

the 2022 University of Wyoming Football Media Guide, simply scan the QR code below with the camera on your smart phone and you will be directed to this year's online guide.

The guide contains history on Cowboy Football along with bios of the current Wyoming coaches and players.



collegepressbox
SINCE 2005 EVERYTHING BUT THE PREGAME MEAL

Collegepressbox.com: Collegepressbox is the official media website for Division I football. Access and download game notes, quotes, statistics, media guides, headshots, logos and more for all FBS schools, conferences, postseason games, awards and the College Football Playoff. For access, please register for an account at collegepressbox.com/register.



Wyoming Head Coach Craig Bohl

Wyoming Head Coach Craig Bohl Named 2022 AFCA

President: Wyoming head coach Craig Bohl will lead the American Football Coaches Association (AFCA) in 2022 as president of the organization. Bohl, who moves up from first vice-president, succeeds outgoing president Pat Fitzgerald of Northwestern. Bohl was elected president by members attending the Association's 2022 Convention.

Bohl enters his ninth season as the head coach at Wyoming in 2022. He became the first Wyoming head coach to lead the Cowboys to four bowl games and

the first to win three bowl games. Bohl led the Cowboys to a Mountain West Conference Mountain Division title in 2016. He has also registered three eight-win seasons at Wyoming.

Bohl came to Wyoming after 11 successful seasons at North Dakota State. Earning his first head coaching job with the Bison in 2003, Bohl guided NDSU to a 104-32 overall record with three straight NCAA FCS National Championships. Bohl's first title came in 2011 when the Bison went 14-1 and tied for the Missouri Valley Football Conference championship. They repeated in 2012 with the same 14-1 record, then in 2013 became the first undefeated FCS national champion since 1996 with a 15-0 mark. Bohl was named AFCA FCS National Coach of the Year in 2012 and 2013. He also earned two AFCA Regional Coach of the Year honors in 2011 and 2013.

He returned to his alma mater, Nebraska, in 1995 as linebackers coach and was part of the Huskers' 1995 and '97 National Championships. He was named defensive coordinator at Nebraska in 2000 and stayed at Nebraska until he was named head coach at North Dakota State in 2003.

Bohl was named to the AFCA Board of Trustees in 2012. He has earned five conference coach of the year awards and two Eddie Robinson Coach of the Year honors during his head coaching career. Bohl was appointed to the 13-member NCAA Division I Football Competition Committee in January 2017 and has also served on the NCAA Division I Football Oversight Committee.

Head Coach Craig Bohl Earns His 150th Career Win as a Head Coach:

Wyoming head coach **Craig Bohl** won his 150th career game as a head coach in the Cowboys' 40-37 win over Tulsa on Sept. 3, 2022. Bohl's overall head-coaching record now stands at **156-87 (.642)** in 20 seasons as a head coach, nine seasons at Wyoming and 11 at North Dakota State.

He has guided the Wyoming Cowboys to five bowl game appearances and three bowl victories, making him the only coach in Wyoming Football history to accomplish each of those feats.

At North Dakota State, he won three consecutive Football Championship Subdivision (FCS) National Championships in 2011, '12 and '13. As an assistant coach at his alma mater, Nebraska, he was part of National Championships in 1995 and '97.

Wyoming's Craig Bohl Among the Nation's Winningest Active Head

Coaches: Wyoming head coach **Craig Bohl** is among the Top 20 active FBS coaches in the country in terms of career wins. Bohl is currently in his ninth year at Wyoming and his 20th overall season as an NCAA Division I head coach, having coached North Dakota State for 11 seasons. See below the top active coaches ranked by their total career wins as a head coach.

Most Wins by Active FBS Coaches

Rank	Wins	Coach, School
1.	279	Nick Saban, Alabama
2.	274	Mack Brown, North Carolina
3.	272	Brian Kelly, LSU
4.	197	Kirk Ferentz, Iowa
5.	196	Willie Fritz, Tulane
6.	184	Chris Creighton, Eastern Michigan
7.	178	Terry Bowden, Louisiana-Monroe
8.	164	Jerry Kill, New Mexico State
9.	161	Dabo Swinney, Clemson
10.	158	Mike Leach, Mississippi State
11.	156	Craig Bohl, Wyoming
	156	Mike Gundy, Oklahoma State
13.	154	Lance Leipold, Kansas
	154	Kyle Whittingham, Utah
15.	148	Dave Clawson, Wake Forest
16.	132	Jim Harbaugh, Michigan
17.	122	Jimbo Fisher, Texas A&M
18.	120	Troy Calhoun, Air Force
19.	119	Chuck Martin, Miami (Ohio)
20.	117	Jeff Tedford, Fresno State
21.	110	Pat Fitzgerald, Northwestern





Cowboys Welcomed Two New Veteran Line Coaches to 2022 Coaching Staff -- Oscar Giles and Joe Tripodi:

Wyoming Football added two veteran coaches to its coaching staff for the 2022 season. **Oscar Giles** served as Defensive Run-Game Coordinator and Defensive Tackles Coach for the Cowboys, and **Joe Tripodi** coached the Cowboy Offensive Line.

Giles most recently coached at his alma mater, the University of Texas. He will be entering his 23rd year in college coaching in 2022.

Giles served as an assistant coach at Texas on two different coaching staffs. He originally coached on the staff of Texas Head Coach Mack Brown for nine seasons from 2005-13. During that time, Texas won the National Championship in 2005 and played in the BCS National Championship Game at the conclusion of the 2009 season, finishing as the national runner-up. For four seasons from 2017-20, Giles returned to Texas to serve as the defensive line coach on the staff of head coach Tom Herman. During that four-year period, the Longhorns won four consecutive bowl games. For three consecutive seasons from 2018-20, Texas ended the season ranked in the Top 25 -- No. 9 in 2018, No. 25 in 2019 and No. 19 in 2020.

He was an All-Southwest Conference selection his senior season at Texas in 1990.

Tripodi coached the offensive line at Temple University for three seasons from 2019-21 and previously coached nine seasons at Northern Illinois.

He is a former starting offensive lineman himself at Northwestern University of the Big Ten. He started the final 24 consecutive games he played for the Wildcats and was part of two Northwestern teams to earn bowl bids -- the 2003 Motor City Bowl and the 2005 Sun Bowl. He was the co-recipient of the inaugural Randy Walker Wildcat Award in 2006, which is awarded to the player with the best work ethic, toughness and warrior attitude.

During Tripodi's three seasons at Temple from 2019-21, he coached First Team All-America center Matt Hennessy in 2019. The Owls' earned a berth in the 2019 Military Bowl.

Prior to Temple, Tripodi spent nine seasons at Northern Illinois. During his time with the Huskies, NIU captured four MAC Championships and won seven MAC West Division titles.

Tripodi was a member of eight bowl teams at Northern Illinois in nine seasons, highlighted by an appearance in the Orange Bowl at the conclusion of the 2012 season. The Huskies won the 2010 uDrove Humanitarian Bowl, the 2013 Poinsettia Bowl, 2014 Boca Raton Bowl, 2015 Poinsettia Bowl, the 2017 Quick Lane Bowl and the 2018 Northern Illinois Boca Raton Bowl.

Five Wyoming Cowboys Return After Earning 2021 All-Mountain West

Honors: Leading the way for the Wyoming Cowboys in 2022 will be five players who earned All-Mountain West Conference honors a year ago. PFF (Pro Football Focus) released its All-Mountain West teams at the conclusion of the 2021 season and five Wyoming Cowboys who were named on PFF's teams return this season.

Included among those Cowboys honored were Second Team selections **Cole Godbout** at nose tackle and **Titus Swen** at running back.

Cowboy offensive tackle **Frank Crum**, linebacker **Easton Gibbs** and kickoff returner **Cam Stone** all earned Honorable Mention honors.

Godbout also was an Honorable mention selection on the All-Mountain West team selected by conference head coaches and media.

2021 Pro Football Focus All-Mountain West Teams

Second Team

Cole Godbout, Nose Tackle, 6-4, 274, Hudson, Wis. (Hudson)

Titus Swen, Running Back, 5-11, 202, Fort Worth, Texas (Eaton)

Honorable Mention

Frank Crum, Offensive Tackle, 6-7, 314, Laramie, Wyo. (Laramie)

Easton Gibbs, Linebacker, 6-2, 227, Temecula, Calif. (Temecula Valley)

Cameron Stone, Kickoff Returner, 5-10, 182, Rosharon, Texas (Angleton)

2021 All-Mountain West Team Selected by MW Head Coaches and Media

Honorable Mention

Cole Godbout, Nose Tackle, 6-4, 274, Hudson, Wis. (Hudson)

Academic Achievement -- Ten Current Cowboys Have Already Earned Their

Bachelor's Degrees: A total of 10 Wyoming Cowboys enter this season having already earned their bachelor's degrees.

Those 10 Cowboys are listed here with the bachelor's degrees they've earned and the degrees they are currently pursuing.

<u>Student-Athletes</u>	<u>Bachelor's Degree</u>	<u>Degree Currently Pursuing</u>
Eric Abojei	B.A. American Studies	2nd B.A. Communication
Frank Crum	B.S. Finance	M.B.A.
Cole Godbout	Management of Human Resources	2nd BA in Communication
Deron Harrell	Educational Leadership and Policy Analysis	M.A. in Higher Education Admin.
Jackson Marcotte	Political Science	J.D. in Law
Andrew Peasley	Exercise Science	2nd B.G.S in General Studies
Clayton Stewart	Business Management	M.B.A.
Zach Watts	Management	M.B.A.
Wyatt Wieland	Finance	M.B.A.
Miles Williams	Psychology	2nd B.A. in American Studies

Wyoming is One of the Youngest Teams in the Country: While the 2022 Wyoming roster has a number of accomplished veterans who have already earned their bachelor's degrees, overall the 2022 Cowboy team is one of the youngest in the country.

•Wyoming is No. 4 in terms of total underclassmen on its roster among all Football Bowl Subdivision (FBS) teams in 2022 with 96 -- 58 total freshmen and redshirt freshmen and 38 total sophomores and redshirt sophomores.

•Wyoming ranks No. 1 among FBS teams in terms of the largest percentage of its roster who are underclassmen -- 84.2 percent (96 of 114 total players).

•The Cowboys have only three seniors and 15 juniors for a total of 18 upperclassmen.

Thanks to **David Plati**, University of Colorado Associate A.D. for Sports Information for compiling this list.

<u>School</u>	<u>Roster Size</u>	<u>Underclassmen Number (Fr., So.)</u>	<u>Number of Freshmen and Sophomores As a Percentage of the Entire Team</u>
Navy	178	117 (65, 52)	65.7
Nebraska	151	110 (71, 39)	72.8
Army	163	108 (66, 42)	66.3
Wyoming	114	96 (58, 38)	84.2
Oregon	126	96 (53, 43)	76.2
Georgia Tech	117	93 (60, 33)	79.4
Colorado	115	90 (60, 30)	78.3
Iowa State	129	90 (60, 30)	69.8
Old Dominion	111	88 (53, 35)	79.3
Clemson	134	87 (57, 30)	64.9
Alabama	138	87 (61, 26)	63.0
Utah	115	86 (54, 32)	74.8
Texas A&M	125	86 (61, 25)	68.8
Iowa	126	86 (56, 30)	68.3
Florida State	118	85 (45, 40)	72.0
New Mexico	115	84 (49, 35)	72.8





Wyoming Was a Younger Team in 2022, But Returned a Strong Group of Talented and Experienced Cowboys:

The Wyoming Cowboy Football team saw a number of new players take on leading roles in the 2022 season. But while the team was younger, it is a team that featured a strong group of talented and experienced players.

Among the talented returners for the Cowboys are running back **Titus Swen**, linebacker **Easton Gibbs**, nose tackle **Cole Godbout**, offensive tackle **Frank Crum** and kick returner/cornerback **Cam Stone**. All five of those individuals earned All-Conference recognition a year ago. Stone is a sophomore. All the other All-Conference returnees are juniors.

Other top returners on offense include: senior offensive lineman **Eric Abojei**, sophomore wide receiver **Joshua Cobbs**, sophomore fullback/tight end **Parker Christensen** and junior tight end **Treyton Welch**.

The defensive side of the ball will also see other talented players return including: sophomore defensive tackle **Jordan Bertagnole**, sophomore nickel back **Keonte Glington** and sophomore safety **Isaac White**. All three ended the 2021 season as starters for the Pokes.

Cowboys by Class: A breakdown of the Cowboy roster for this season includes a group of upperclassmen who will provide Wyoming with a strong core of leadership and experience, but the majority of the roster is made up of sophomores, redshirt freshmen and true freshmen.

•Seniors:	3
•Juniors / Redshirt Juniors:	15
•Sophomores / Redshirt Sophomores:	38
•Redshirt Freshmen:	31
•True Freshmen:	27

Teams With Fewest Senior Starters:

Another measure of just how young the Wyoming Cowboys are this season is that the Cowboys are tied with Texas A&M with the fewest number of senior starters on their team in 2022.

Fewest Number of Seniors

1. Wyoming	3
Texas A&M	3
3. Navy	4
Cal	4
Louisiana Tech	4
North Texas	4
Temple	4
8. Arizona	5
Ball State	5
Louisiana-Monroe	5
Northern Illinois	5
Utah	5

Experience Broken Down by Offense, Defense and Special Teams Entering the 2022 Season:

Entering the 2022 season, Wyoming had a total of 37 players who had either played in 10 or more games as a Cowboy or they had started at least one game in their UW career. While that is not a bad number in itself, there are 28 players from last year's team with that same level of experience who are now gone either due to graduation, transfer or other reasons.

But when you look at the experience Wyoming has returning it is still a rather young group as evidenced by:

- Only 14 of the 37 returning players with experience are either Seniors (2) or Juniors (12).
- The remaining 23 returning players are all sophomores
- Only 9 of the 37 have started more than 10 games in their careers (4 on offense, 3 on defense and 2 on special teams)

Offense (18)

Eric Abojei , Senior, Offensive Tackle/Guard	33	26
Alex Brown , Sophomore, Wide Receiver	15	3
Parker Christensen , Sophomore, Fullback/Tight End	18	13
Joshua Cobbs , Sophomore, Wide Receiver	16	5
Frank Crum , Junior, Offensive Tackle	31	24
Caleb Driskill , Sophomore, Fullback	13	4
Gunner Gentry , Redshirt Junior, Wide Receiver	27	5
Marco Machado , Junior, Center	14	0
Jackson Marcotte , Junior, Tight End	24	1
Dawaiian McNeely , Sophomore, Running Back	16	1
Nick Miles , Sophomore, Tight End	11	0
Colin O'Brien , Junior, Tight End	14	2
Will Pellissier , Sophomore, Wide Receiver	11	0
Titus Swen , Junior, Running Back	19	3
Nofoafia Tulafono , Sophomore, Center	12	0
Zack Watts , Junior, Offensive Guard	22	8
Treyton Welch , Junior, Tight End	26	17
Wyatt Wieland , Junior, Wide Receiver	26	2

Defense (14)

Jordan Bertagnole , Sophomore, Defensive Tackle	19	10
Wyett Ekeler , Sophomore, Free Safety	13	0
Easton Gibbs , Sophomore, Linebacker	20	14
Keonte Glington , Sophomore, Nickel Back	19	7
Cole Godbout , Junior, Nose Tackle	31	23
DeVonne Harris , Sophomore, Defensive End	17	0
Sabastian Harsh , Sophomore, Defensive End	13	0
Gavin Meyer , Sophomore, Nose Tackles	9	1
Caleb Robinson , Sophomore, Defensive Tackle	12	2
Connor Shay , Sophomore, Linebacker	12	0
Cam Stone , Sophomore, Cornerback/Kickoff Returner	17	0
Shae Suaunono , Sophomore, Linebacker	21	0
Isaac White , Sophomore, Strong Safety	13	4
Miles Williams , Senior, Strong Safety	32	0

Special Teams (5)

	Games Played	Games Started
Caleb Cooley , Junior, Punt Returner	13	0
Ralph Fawaz , Sophomore, Punter	13	13
John Hoyland , Sophomore, Place-kicker	19	19
Ryan Marquez , Junior, Holder/Wide Receiver	16	0
Tommy Wroblewski , Sophomore, Long Snapper/Linebacker	13	0

Eight First-Year Transfers Joined Cowboy Football in 2022: Wyoming took advantage of the new NCAA Transfer Portal by bringing in eight first-year transfers in 2022. The breakdown of the eight transfers include: SEC transfers (2), Big Ten transfers (2), PAC-12 transfers (1), Mountain West transfers (1) and Junior College transfers (2).

First-Year Transfers (8)

(4 offense, 4 defense, 0 special teams)

No.	Name	Pos.	Ht.	Wt.	Cl.	Ex.	Hometown (Last School)
99	Keelan Cox	DE	6-5	240	So.	TR	Missouri City, Texas (Alabama)
25	Cole DeMarzo	LB	6-4	228	So.	TR	Hilton Head, S.C. (Michigan State)
5	Deron Harrell	CB	6-2	180	Sr.	TR	Denver, Colo. (Wisconsin)
7	Jakorey Hawkins	CB	5-11	189	Jr.	TR	Montgomery, Ala. (Ole Miss)
85	Chase Locke	WR	6-3	195	RSo.	TR	San Antonio, Texas (USC)
6	Andrew Peasley	QB	6-2	210	Jr.	TR	La Grande, Ore. (Utah State)
74	Forrest Scheel	OT	6-7	290	Fr.	JC	Cambridge, Minn. (Iowa Central C.C., Iowa)
17	Evan Svoboda	QB	6-5	240	So.	JC	Mesa, Ariz. (Snow College)





Wyoming Cowboy Football Bowl History

Wyoming Bowl Record

All-Time Bowl Record: 9-8-0 (.529)

Game and Date	Result
Gator Bowl (Win) Jan. 1, 1951 Wyoming's Final 1950 Record: Head Coach: Bowden Wyatt	Wyoming 20 Washington & Lee 7 10-0-0
Sun Bowl (Win) Jan. 2, 1956 Wyoming's Final 1955 Record: Head Coach: Phil Dickens	Wyoming 21 Texas Tech 14 8-3-0
Sun Bowl (Win) Dec. 31, 1958 Wyoming's Final 1958 Record: Head Coach: Bob Devaney	Wyoming 14 Hardin Simmons 6 8-3-0
Sun Bowl (Win) Dec. 24, 1966 Wyoming's Final 1966 Record: Head Coach: Lloyd Eaton	Wyoming 28 Florida State 20 10-1-0
Sugar Bowl (Loss) Jan. 1, 1968 Wyoming's Final 1967 Record: Head Coach: Lloyd Eaton	LSU 20 Wyoming 13 10-1-0
Fiesta Bowl (Loss) Dec. 25, 1976 Wyoming's Final 1976 Record: Head Coach: Fred Akers	Oklahoma 41 Wyoming 7 8-4-0
Holiday Bowl (Loss) Dec. 30, 1987 Wyoming's Final 1987 Record: Head Coach: Paul Roach	Iowa 20 Wyoming 19 10-3-0
Holiday Bowl (Loss) Dec. 30, 1988 Wyoming's Final 1988 Record: Head Coach: Paul Roach	Oklahoma State 62 Wyoming 14 11-2-0
Copper Bowl (Loss) Dec. 31, 1990 Wyoming's Final 1990 Record: Head Coach: Paul Roach	California 17 Wyoming 15 9-4-0
Copper Bowl (Loss) Dec. 28, 1993 Wyoming's Final 1993 Record: Head Coach: Joe Tiller	Kansas State 52 Wyoming 17 8-4-0
Las Vegas Bowl (Win) Dec. 23, 2004 Wyoming's Final 2004 Record: Head Coach: Joe Glenn	Wyoming 24 UCLA 21 7-5
New Mexico Bowl (Win) Dec. 19, 2009 Wyoming's Final 2009 Record: Head Coach: Dave Christensen	Wyoming 35 Fresno St. 28 (2OT) 7-6
Gildan New Mexico Bowl (Loss) Dec. 17, 2011 Wyoming's Final 2011 Record: Head Coach: Dave Christensen	Temple 37 Wyoming 15 8-5
San Diego County Credit Union Poinsettia Bowl (Loss) Dec. 21, 2016 Wyoming's 2016 Record: Head Coach: Craig Bohl	BYU 24 Wyoming 21 8-6
Famous Idaho Potato Bowl (Win) Dec. 22, 2017 Wyoming's 2017 Record: Head Coach: Craig Bohl	Wyoming 37 Central Michigan 14 8-5
NOVA Home Loans Arizona Bowl (Win) Dec. 31, 2019 Wyoming's 2019 Record: Head Coach: Craig Bohl	Wyoming 38 Georgia State 17 8-5
Famous Idaho Potato Bowl (Win) Dec. 21, 2021 Wyoming's 2021 Record: Head Coach: Craig Bohl	Wyoming 52 Kent State 38 7-6

Wyoming Rushing Attack Has Been Among the Best in the Nation During the Bohl Era: The Wyoming offense has featured one of the nation's most dynamic rushing attacks throughout the Craig Bohl era.

Wyoming has ranked among the Top 25 rushing attacks in the nation as a team three times (2019, '20 and '21) and has had a running back rank in the Top 20 individual rushers nationally in five different seasons (2015, '16, '18, '19 and '20).

Seven Cowboy running backs have earned All-Conference honors since 2015.

2015 Wyoming Offense	Statistic	MW Rank	NCAA Rank
Brian Hill	135.9 rushing yards per game	No. 1	No. 8
2016 Wyoming Offense	Statistic	MW Rank	NCAA Rank
Team Rushing Offense	205.4 rushing yards per game	No. 6	No. 36
Brian Hill	132.9 rushing yards per game	No. 2	No. 8
2018 Wyoming Offense	Statistic	MW Rank	NCAA Rank
Team Rushing Offense	199.4 rushing yards per game	No. 4	No. 39
Nico Evans	132.5 rushing yards per game	No. 1	No. 4
2019 Wyoming Offense	Statistic	MW Rank	NCAA Rank
Team Rushing Offense	214.8 rushing yards per game	No. 2	No. 23
Xazavian Valladay	105.4 rushing yards per game	No. 1	No. 18
2020 Wyoming Offense	Statistic	MW Rank	NCAA Rank
Team Rushing Offense	219.5 rushing yards per game	No. 2	No. 14
Xazavian Valladay	110.0 rushing yards per game	No. 1	No. 17
2021 Wyoming Offense	Statistic	MW Rank	NCAA Rank
Team Rushing Offense	211.7 rushing yards per game	No. 2	No. 20
Xazavian Valladay	82.3 rushing yards per game	No. 3	No. 50
Titus Swen	5.95 rushing yards per carry	No. 2	No. 26
2022 Wyoming Offense	Statistic	MW Rank	NCAA Rank
Team Rushing Offense	187.8 rushing yards per game	No. 2	No. 37
Titus Swen	1,039 total rushing yards	No. 5	No. 33

Wyoming All-Conference Running Backs in the Craig Bohl Era

2015	Brian Hill, Second Team (MW Head Coaches and Media)
2016	Brian Hill, First Team (MW Head Coaches and Media)
2018	Nico Evans, First Team (MW Head Coaches and Media)
2019	Xazavian Valladay, First Team (MW Head Coaches and Media)
2020	Xazavian Valladay, First Team (MW Head Coaches and Media)
2021	Xazavian Valladay, Second Team (MW Head Coaches and Media)
2021	Titus Swen, Second Team (Pro Football Focus)

Wyoming Has Ranked as One of the Nation's Leading Defenses Since 2017: Wyoming's defense has been a strength for the Cowboys dating back to 2017. A summary follows below.

Wyoming's defense has been a strength for the Cowboys dating back to 2017. A summary follows below.

2017 Wyoming Defense	Statistic	MW Rank	NCAA Rank
Defensive Touchdowns Scored	4 total	No. 2	No. 8
Scoring Defense	17.5 points per game	No. 1	No. 9
Passing Defense	174.9 yards per game	No. 2	No. 13
Total Defense	335.2 yards per game	No. 4	No. 23
Logan Wilson, Total Tackles	9.2 tackles per game	No. 5	No. 29
2018 Wyoming Defense	Statistic	MW Rank	NCAA Rank
Total Defense	326.2 yards per game	No. 2	No. 19
Rushing Defense	129.5 yards allowed per game	No. 4	No. 25
Scoring Defense	22.0 points per game	No. 2	No. 28
2019 Wyoming Defense	Statistic	MW Rank	NCAA Rank
Scoring Defense	17.8 points per game	No. 2	No. 11
Rushing Defense	107.1 yards allowed per game	No. 3	No. 11
Alijah Halliburton, Total Tackles	10.0 tackles per game	No. 2	No. 11
2020 Wyoming Defense	Statistic	MW Rank	NCAA Rank
Total Defense	328.0 yards allowed per game	No. 3	No. 16
Rushing Defense	125.3 yards allowed per game	No. 4	No. 21
Scoring Defense	21.0 points per gam	No. 4	No. 24
Chad Muma, Total Tackles	11.8 per game	No. 1	No. 3
2021 Wyoming Defense	Statistic	MW Rank	NCAA Rank
Pass Defense	189.8 yards allowed per game	No. 1	No. 12
Defensive Touchdowns Scored	3 total	No. 3	Tie No. 13
Chad Muma, Total Tackles	10.8 per game	No. 2	No. 4
2022 Wyoming Defense	Statistic	MW Rank	NCAA Rank
Rushing Defense	149.5 yards allowed per game	No. 5	No. 67
Easton Gibbs, Total Tackles	9.0 per game	No. 3	No. 31

Wyoming All-Conference Defenders in the Craig Bohl Era

2014	Eddie Yarbrough, DE, First Team (MW Head Coaches and Media)
2015	Andrew Wingard, S, Second Team (MW Head Coaches and Media)
	Eddie Yarbrough, DE, Second Team (MW Head Coaches and Media)
2016	Andrew Wingard, S, First Team (MW Head Coaches and Media)
2017	Youhanna Ghaifan, DT, First Team (MW Head Coaches and Media)
	Carl Granderson, DE, First Team (MW Head Coaches and Media)
	Andrew Wingard, S, First Team (MW Head Coaches and Media)
	Rico Gafford, CB, Second Team (MW Head Coaches and Media)
	Logan Wilson, LB, Second Team (MW Head Coaches and Media)
2018	Andrew Wingard, S, First Team (MW Head Coaches and Media)
2018	Carl Granderson, DE, Second Team (MW Head Coaches and Media)
2019	Alijah Halliburton, S, First Team (MW Head Coaches and Media)
2019	Logan Wilson, LB, First Team (MW Head Coaches and Media)
2020	Chad Muma, LB, First Team (MW Head Coaches and Media)
2021	Chad Muma, LB, First Team (MW Head Coaches and Media)
2021	C.J. Coldon, CB, Second Team (MW Head Coaches and Media)
2022	Easton Gibbs, LB, First Team (MW Head Coaches and Media)





Linebacker Easton Gibbs Reaches the 100-Tackle Club in 2022: Wyoming linebacker **Easton Gibbs** has recorded 100 tackles this season, which marks only the **61st time** in University of Wyoming history that a Cowboy has made 100 tackles in a single season. Gibbs will enter the 2022 Barstool Sports Arizona Bowl with **111 tackles** on the season to tie for 29th on UW's single-season list. Last season, Gibbs recorded **90 total tackles in the 2021 season** to narrowly miss 100 tackles.

**Wyoming Players with 100 Tackles in a Single Season
(Dating Back to the 1966 Season When Defensive Stats Began Being Compiled)**

Player, Class and Position	Season	Total Tackles
1. Galand Thaxton, Jr., lb	1986	158
2. John Salley, Sr., fs	1982	143
Galand Thaxton, Sr., lb	1987	143
4. Chad Muma, Sr., lb	2021	142
5. Chris Proinski, Jr., fs	2009	140
6. Bruce Mowry, Sr., lb	1984	139
7. Jim Talich, Jr., lb	1996	138
8. Brian Brown, Jr., lb	1997	136
9. Al Duyn, Jr., s	1973	134
Jordan Stanton, Jr., lb	2013	134
11. Andrew Wingard, So., fs	2016	131
12. Gabe Knapton, So., lb	2009	128
13. Marqueston Huff, Sr., fs	2013	127
Paul Nunu, Sr., lb	1976	127
15. Tyler Gottschalk, Jr., lb	2002	125
16. Jay Jenkins, Sr., lb	1996	124
17. Andrew Wingard, Fr., fs	2015	122
18. Bruce Mowry, Jr., lb	1983	121
Jim Talich, Sr., lb	1997	121
20. Logan Wilson, So., lb	2017	119
Frank Erzinger, Sr., lb	1973	119
Alijah Halliburton, Sr. ss	2019	119
23. Brian Hendricks, So., lb	2009	116
24. Ken Fantetti, Sr., lb	1978	115
Kwabena Peparah, Sr., lb	2000	115
26. Andrew Wingard, Jr., ss	2017	114
27. Al Duyn, So., s	1972	112
Ken Fantetti, Jr., lb	1977	112
29. Easton Gibbs, So., lb 2022		111
Marcus Epps, So., ss	2016	111
31. Paul Chytka, Sr., dt	1984	109
John Salley, So., fs	1980	109
Mike Schenbeck, So., lb	1986	109
34. Lucas Wach, Jr., lb	2016	108
Chris Proinski, Sr., fs	2010	108
36. Scott Hanser, Sr., lb	1987	106
Weston Johnson, Sr., lb	2009	106
Ghaali Muhammad, Sr., lb	2012	106
John Salley, Jr., fs	1981	106
Mike Schenbeck, Jr., lb	1987	106
41. Tyler Gottschalk, Sr., lb	2003	105
Brian Hendricks, Sr., lb	2011	105
Dave Ingram, Sr., ss	1984	105
44. Joe Marion, Jr., lb	1974	104
Logan Wilson, Jr., lb	2018	103
Brian Brown, So., lb	1996	103
Korey Jones, Sr., lb	2012	103
Jim Talich, So., lb	1995	103
49. Jared Jarnagin, Sr., lb	1999	102
Jeff Knapton, Sr., dt	1987	102
Matt Lehning, Sr., fs	1999	102
Luke Ruff, Jr., fs	2011	102
Ed Schmidt, Sr., s	1972	102
Nate Young, Jr., fs	2002	102
55. Leo Caires, Sr., lb	2001	101
Ward Dobbs, Sr., lb	2008	101
Jason Holanda, Sr., lb	1995	101
Mark Nzeocha, Jr., lb	2013	101
59. Mick Carter, Sr., lb	1971	100
P. Chukwurah, Sr., de/lb	2000	100
Pat Rabold, Jr., dt	1987	100

Jackson Marcotte Named a Nominee for Allstate's 31st AFCA Good Works Team, Cowboy Tight End is in His Second Year of Law School at UW

Allstate and the American Football Coaches Association (AFCA) have announced the nominees for the 2022 Allstate AFCA Good Works Team®. The nominees include 114 student-athletes with exemplary community service, academic dedication and impact on and off the field.

University of Wyoming junior tight end **Jackson Marcotte** is one of the college football student-athletes nominated for this year's team. Off the football field, Marcotte earned his bachelor's degree in political science at UW in two and a half years. For the past year, he has been a first-year law school student at the University of Wyoming, while continuing to play college football. He will be entering his second year of law school at Wyoming this coming fall semester of 2022.

When Marcotte isn't pursuing his law degree or preparing for the upcoming football season, he is involved in a number of volunteer activities. He is a member of the University of Wyoming Student-Athlete Advisory Committee (SAAC) Executive Board. Marcotte serves as Co-Chair of the Mountain West Social Justice Committee, and he also participates in the Pistol and Friends Pen Pal Program.

A Panel Chooses the Team

The final 22-member team and honorary coach are selected by a voting panel of former Allstate AFCA Good Works Team members and journalists. They look for exceptional leadership on and off the football field.

In addition to former AFCA Good Works Team member Tim Tebow and Allstate Executive Vice President and General Manager, for Sales and Distribution Troy Hawkes, the 2022 Allstate AFCA Good Works Team selection panel members are: Zaid Abdul-Aleem (Duke, 1994 team); Matt Stinchcomb (Georgia, 1997, 1998); Brian Brenberg (St. Thomas, 2001); Mike Proman (Amherst, 2002); Wes Counts (Middle Tennessee State, 1999); media members Kirk Herbstreit (ESPN); Blair Kerkhoff (Kansas City Star); and Paul Myerberg (USA Today); 2022 AFCA President and University of Wyoming head coach **Craig Bohl** and current Athletic Director at Virginia Union University Joe Taylor.

Nomination Criteria

To be considered for a spot on the Allstate AFCA Good Works Team, each player must be actively involved with a charitable organization or service group while maintaining strong academic standing.

A native of Mt. Carmel, Ill., Marcotte has faced a series of challenges on the football field, including a severe knee injury followed by a second knee injury -- both of which he overcame.

With a bachelor's degree in political science and now pursuing his law degree, Marcotte sees politics as a possibility in his future.

Chad Muma Became Wyoming's Fourth All-American in the Bohl Era: One of the hallmarks of Wyoming Football during the past eight seasons under head coach Craig Bohl is how successful the Cowboy program has been at developing players. The most recent Cowboy to develop into a standout performer was linebacker **Chad Muma** in 2021. Muma earned multiple All-America honors his final year as a Poke before being drafted in the third round of the 2022 NFL Draft as the 70th overall pick by the Jacksonville Jaguars.

Below are the four All-Americans in the Bohl era.

Year Player and All-America Honors Earned

2021	Chad Muma -- Linebacker -- Second Team Pro Football Focus and Walter Cam, Third Team AP
2019	Logan Wilson -- Linebacker -- First Team Pro Football Focus, Second Team USA Today, Third Team AP
2016	Chase Roullier -- Center -- Second Team USA Today All-American
	Brian Hill -- Running Back -- Third Team College Sports Madness All-American

Two Cowboy Linebackers Named Finalists for the Butkus Award in the Last Four Seasons -- Chad Muma and Logan Wilson: A pretty amazing accomplishment by Wyoming linebackers occurred over the past four seasons as two Cowboys were named among the six national finalists for the 2019 and 2021 Butkus Award, which honors the nation's best linebackers.

In 2021, **Chad Muma** was selected as one of the six finalists for the Butkus Award, and in 2019 **Logan Wilson** was one of the six finalists. Both Muma and Wilson went on to be third round selections in the 2022 and 2020 NFL Drafts, respectively.





NFL Cowboys and National Award Watch Lists



The Mountain West Conference Celebrating Its 24th Season in 2022

2022 Mountain West Football Standings

	Conference	Overall
Mountain Division		
Boise State	8-0 (.100)	9-4 (.692)
Wyoming	5-3 (.625)	7-5 (.583)
Utah State	5-3 (.625)	6-6 (.500)
Air Force	5-3 (.625)	9-3 (.750)
Colorado State	3-5 (.375)	3-9 (.250)
New Mexico	0-8 (.000)	2-10 (.167)
West Division		
Fresno State	7-1 (.875)	9-4 (.692)
San Jose State	5-3 (.625)	7-4 (.636)
San Diego State	5-3 (.625)	7-5 (.583)
UNLV	3-5 (.375)	5-7 (.417)
Hawai'i	2-6 (.250)	3-10 (.231)
Nevada	0-8 (.000)	2-10 (.167)

2022 Mountain West Bowl Schedule (All Times listed are Mountain Time)

Jimmy Kimmel LA Bowl Presented by Stifel

Fresno State vs. Washington State
Saturday, Dec. 17
ABC, 1:30 p.m.

Frisco Bowl

Boise State vs. North Texas
Saturday, Dec. 17
ESPN, 7:15 p.m.

Famous Idaho Potato Bowl

San Jose State vs. Eastern Michigan
Tuesday, Dec. 20
ESPN, 1:30 p.m.

Lockheed Martin Armed Forces Bowl

Air Force vs. Baylor
Thursday, Dec. 22
ESPN, 5:30 p.m.

EasyPost Hawai'i Bowl

San Diego State vs. Middle Tennessee
Saturday, Dec. 24
ESPN, 6 p.m.

SERVPRO First Responder Bowl

Utah State vs. Memphis
Tuesday, Dec. 27
ESPN, 1:15 p.m.

Barstool Sports Arizona Bowl

Wyoming vs. Ohio
Friday, Dec. 30
Barstool.TV, 2:30 p.m.



Chad Muma Drafted in 2022 NFL Draft: University Former Wyoming Cowboy linebacker **Chad Muma** was selected by the Jacksonville Jaguars with the 70th overall selection in the 2022 NFL Draft. Muma was the sixth pick in the third round of the NFL Draft.

Muma becomes the eighth Cowboy selected in the NFL Draft in the past eight seasons since **Craig Bohl** took over as head coach at Wyoming.

Muma was recognized as one of the top defensive players in college football in 2021. He is coming off a 2021 season in which he was named a Second Team All-American by both the Walter Camp Football Foundation and Pro Football

Focus (PFF). He was a Third Team All-America selection by Associated Press.

A native of Lone Tree, Colo., Muma was one of only six national finalists for this year's Butkus Award, honoring the nation's best linebacker, and he was one of 18 national semifinalists for the Chuck Bednarik Award, recognizing the nation's outstanding defensive player. For the past two consecutive seasons, Muma was selected First Team All-Mountain West Conference by conference head coaches and media.

Earlier this year, he was selected to and played in the 2022 Reese's Senior Bowl. Muma was also invited to and participated in the 2022 NFL Combine.

Muma ranked No. 3 in the nation in solo tackles (6.5 per game) and ranked No. 4 in the nation in total tackles (10.9 per game) for the 2021 season. He also tied for No. 2 in the nation in interceptions returned for touchdowns, with two "pick sixes" on the year. Muma recorded double figures in tackles in 11 of 13 games during the 2021 season. He was credited with 142 tackles for the 2021 season, which ranks as the fourth best single-season total in school history behind only linebacker Galand Thaxton, who had 158 tackles in 1986 and 143 in 1987, and free safety John Salley, who had 143 tackles in 1982. For his career, Muma totalled 267 career tackles.

He first made his mark as one of the nation's top linebackers in 2020. He ranked No. 1 in the Mountain West and No. 3 in the nation in tackles, averaging 11.8 tackles per game. He also ranked No. 16 in the nation in solo tackles, averaging 5.5 per game. He was selected First Team All-Mountain West by MW head coaches and media in 2020.

Muma helped lead Wyoming to two bowl victories during his Wyoming career -- the 2019 Arizona Bowl Championship and the 2021 Famous Idaho Potato Bowl title.

Muma became the eighth Wyoming Cowboy to be selected in the NFL Draft during the first eight seasons Craig Bohl has been the head coach at Wyoming. The previous NFL Draft picks during the Bohl era include: **2015 Mark Nzeocha**, Dallas Cowboys, 7th Round, 19th Pick; **2017 Brian Hill**, Atlanta Falcons, 5th Round 12th Pick; **2017 Chase Roullier**, Washington Commanders, 6th Round 15th Pick; **2018 Josh Allen**, Buffalo Bills, 1st Round, 7th Pick; **2019 Marcus Epps**, Minnesota Vikings, 6th Round, 18th Pick; **2020 Logan Wilson**, Cincinnati Bengals, 3rd Round, 1st Pick; **2020 Cassh Maluia**, New England Patriots, 6th Round, 25th Pick; and now **2022 Chad Muma**, Jacksonville Jaguars, 3rd Round, 6th Pick.

Muma will join 16 other former Wyoming Cowboys who were on NFL rosters at the conclusion of the 2021 NFL season -- some on active rosters and others on developmental squads. That was more than any other Mountain West Conference school.

Former Cowboys in the NFL: A total of 13 former Wyoming Cowboys were on NFL rosters as of the start of 2022 NFL camps. Those Cowboys and their most recent teams are listed below.

Cowboys Currently With NFL Teams

Josh Allen, QB, Buffalo Bills
Marcus Epps, S, Philadelphia Eagles
Rico Gafford, CB, Green Bay Packers
Tanner Gentry, WR, Buffalo Bills
Tashaun Gipson, S, San Francisco 49ers
Carl Granderson, DE, New Orleans Saints
Tyler Hall, CB, Las Vegas Raiders
Jacob Hollister, TE, Las Vegas Raiders
Chad Muma, LB, Jacksonville Jaguars
Mike Purcell, NT, Denver Broncos
Chase Roullier, C, Washington Commanders
Logan Wilson, LB, Cincinnati Bengals
Andrew Wingard, S, Jacksonville Jaguars

2022 Mountain West Preseason Predicted Order of Finish: A media poll conducted prior to the start of the 2022 season was released by the Mountain West Conference during Mountain West Media Days in July in Las Vegas. Below are a result of that poll.

Mountain Division		West Division	
Boise State (14)	151	Fresno State (20)	160
Air Force (10)	136	San Diego State (8)	148
Utah State (3)	122	San Jose State	105
Colorado State (1)	90	Nevada	66
Wyoming	60	UNLV	58
New Mexico	29	Hawai'i	51

(Numbers in parentheses indicated first-place votes received.)





2022 Wyoming Football Honors



2022 National Award Watch Lists

Lou Groza Award

Nation's Top Collegiate Place-Kicker

#46 John Hoyland

Place-kicker
Broomfield, Colo.

Burlsworth Trophy

Most Outstanding Player

Who Began Career as a Walk-on

#46 John Hoyland

Place-kicker
Broomfield, Colo.

The Wuerffel Trophy

Community Service and Leadership

#82 Jackson Marcotte

Tight End
Mt. Carmel, Ill.

AFCA Good Works Team Nominee

#82 Jackson Marcotte

Tight End
Mt. Carmel, Ill.

Doak Walker Award Watch List

Nation's Top College Running Back

#2 Titus Swen

Running Back
Fort Worth, Texas

2022 National Award Weekly Honorees

Lou Groza Award

Nation's Top Collegiate Place-Kicker Stars of the Week

#46 John Hoyland

Place-kicker
Broomfield, Colo.
For his performance vs. Tulsa

#46 John Hoyland

Place-kicker
Broomfield, Colo.
For his performance vs. Northern Colorado

Earl Campbell Tyler Rose Award

Offensive Player of the Week

Honorable Mention Honorees

#2 Titus Swen

Running Back
Fort Worth, Texas
For his performance vs. Northern Colorado

#2 Titus Swen

Running Back
Fort Worth, Texas
For his performance vs. Utah State

#7 D.Q. James

Running Back
Lancaster, Texas
For his performance vs. Hawai'i

2022 Mountain West All-Conference Honors (Selected by MW Coaches/Media)

First Team All-Conference

#28 Easton Gibbs, Linebacker
6-2, 230, So., Temecula, Calif.

#46 John Hoyland, Place-kicker
5-10, 180, So., Broomfield, Colo.

Honorable Mention All-Conference

#93 DeVonne Harris, Defensive End
6-4, 225, So., Big Lake, Minn.

#6 Andrew Peasley, Quarterback
6-2, 210, Jr., La Grande, Ore.

#39 Clayton Stewart, Punter
6-1, 220, Jr., Flower Mound, Texas

#4 Cam Stone, Cornerback
5-10, 188, So., Angleton, Texas

#81 Treyton Welch, Tight End
6-3, 242, Jr., Buffalo, Minn.

2022 PFF (Pro Football Focus) All-Mountain West Conference Honors

First Team All-Conference

#65 Zach Watts, Offensive Guard
6-5, 307, Jr., Windsor, Colo.

#81 Treyton Welch, Tight End
6-3, 242, Jr., Buffalo, Minn.

Second Team All-Conference

#46 John Hoyland, Place-kicker
5-10, 180, So., Broomfield, Colo.

#4 Cam Stone, Cornerback
5-10, 188, So., Angleton, Texas

#77 Nofaofia Tulafono, Center
6-2, 325, So., Victorville, Calif.

Third Team All-Conference

#75 Frank Crum, Offensive Tackle
6-7, 315, Jr., Laramie, Wyo.

#76 Emmanuel Pregon, Offensive Guard
6-6, 312, RFr., Denver, Colo.

2022 All-America Honors

PFF (Pro Football Focus)

Second Team All-American

#46 John Hoyland, Place-kicker
5-10, 180, So., Broomfield, Colo.

2022 National Award Semifinalists

Lou Groza Award

One of 20 National Semifinalists

#46 John Hoyland, Place-kicker
5-10, 180, So., Broomfield, Colo.

2022 Mountain West Players of the Week

Offensive Players of the Week

6 Andrew Peasley, QB, La Grange, Ore.
For his performance vs. Tulsa on Sept. 3

#2 Titus Swen, RB, Fort Worth, Texas
For his performance vs. Utah State on Oct. 22

Defensive Players of the Week

#43 Shae Suaunoa, LB, Houston, Texas
For his performance vs. UNC on Sept. 10

Special Teams Players of the Week

#46 John Hoyland, PK, Broomfield, Colo.
For his performance vs. Tulsa on Sept. 3

#46 John Hoyland, PK, Broomfield, Colo.
For his performance vs. UNC on Sept. 10

#46 John Hoyland, PK, Broomfield, Colo.
For his performance vs. Hawai'i on Oct. 29





2022 Position-by-Position Analysis

Offense (53)

Backfield (14)

Quarterbacks	Ht.	Wt.	Cl.
15 Caden Becker	6-4	220	Fr.
12 Jayden Clemons	6-1	208	RSo.
13 Hank Gibbs	6-5	237	RFr.
6 Andrew Peasley	6-2	210	Jr.
17 Evan Svoboda	6-5	240	So.

Running Backs	Ht.	Wt.	Cl.
21 Jeremy Hollingsworth	5-9	212	So.
7 D.Q. James	5-7	172	RFr.
30 Dawaiian McNeely	6-2	198	So.
26 L.J. Richardson	6-1	215	Fr.
28 Jordon Vaughn	6-2	230	RFr.

Fullbacks	Ht.	Wt.	Cl.
80 Parker Christensen	6-2	235	So.
36 Caleb Driskill	6-2	248	So.
35 Kimball Madsen	6-1	226	RFr.
32 Dalton Strouss	5-8	220	RFr.

Receivers (19)

Wide Receivers	Ht.	Wt.	Cl.
25 Mitchell Anderson	5-8	182	Fr.
3 Gavin Beerup	6-5	205	RFr.
9 Alex Brown	6-4	199	So.
24D Charlie Coenen	6-0	185	Fr.
19 Caleb Cooley	5-7	171	Jr.
16 Gunner Gentry	6-3	202	RJr.
85 Chase Locke	6-3	195	RSo.
20 Ryan Marquez	6-1	199	Jr.
23 Caleb Merritt	5-11	170	Fr.
83 Will Pelissier	6-3	201	So.
5 Jaylen Sargent	6-2	187	RFr.
29 Isaac Sell	5-10	187	Fr.
11 Wyatt Wieland	6-1	200	Jr.

Tight Ends	Ht.	Wt.	Cl.
84 John Michael Gyllenborg	6-5	237	RFr.
82 Jackson Marcotte	6-7	263	Jr.
86 Nick Miles	6-5	261	So.
88 Colin O'Brien	6-6	241	Jr.
87 Isaac Schoenfeld	6-5	220	Fr.
81 Treyton Welch	6-3	242	Jr.

Offensive Linemen (20)

Centers	Ht.	Wt.	Cl.
60 Marco Machado	6-4	301	Jr.
77 Nofoafia Tulafono	6-2	325	So.

Guards	Ht.	Wt.	Cl.
64 Kohl Herbolzheimer	6-3	294	So.
76 Emmanuel Pregon	6-6	312	RFr.
68 Mason Schultz	6-4	282	So.
66 Ethan Shipp	6-4	305	Fr.
79 Jack Walsh	6-3	302	RFr.
65 Zach Watts	6-5	307	Jr.

Tackles	Ht.	Wt.	Cl.
69 Eric Abojei	6-5	330	Sr.
72 Caden Barnett	6-5	308	RFr.
75 Frank Crum	6-7	315	Jr.
71 Carlos Harrison	6-4	295	So.
50 Jack Lookabaugh	6-5	293	So.
74 Forrest Scheel	6-7	290	Fr.
55 JJ Uphold	6-5	295	RFr.
73 Deshawn Woods	6-5	285	Fr.

Offensive Linemen	Ht.	Wt.	Cl.
54 Mykel Janise	6-4	265	Fr.
70 Rex Johnsen	6-5	270	Fr.
78 Wes King	6-5	275	Fr.
57 Luke Sandy	6-2	285	Fr.



Andrew Peasley, Quarterback

All-Conference Returners on Offense: Wyoming has two players returning who earned All-Mountain West Conference recognition in 2021. Those players are:

Titus Swen, RB
Pro Football Focus, Second Team
Frank Crum, OT
Pro Football Focus, Honorable Mention

Top Returners for 2022 on Offense: The top returners for the Cowboy offense in 2022 include the following players:

Eric Abojei , Senior, OT/OG	9 Starts in 2021
Parker Christensen , Sophomore, FB/TE	11 Starts in 2021
Joshua Cobbs , Sophomore, WR	5 Starts in 2021
Frank Crum , Junior, OT	13 Starts in 2021
Titus Swen , Junior, RB	2 Starts in 2021
Treyton Welch , Junior, TE	11 Starts in 2021

Transfer Additions: Transfer players who are joining the Wyoming offense in 2022 include:

Chase Locke , Redshirt Junior, WR	Previous school: USC
Andrew Peasley , Junior, QB	Previous school: Utah State
Forrest Scheel , Freshman, OT	Previous school: Iowa Central CC
Evan Svoboda , Sophomore, QB	Previous school: Snow CC

Returning Statistical Leaders: Wyoming's top statistical returners from last year include:

Parker Christensen , Sophomore, FB/TE	13 catches, 127 yards
Joshua Cobbs , Sophomore, WR	25 catches, 245 yards, 1 TD
Titus Swen , Junior, RB	785 rushing yards, 7 TDs
Treyton Welch , Junior, TE	19 catches, 163 yards, 2 TDs

Key Losses: The key losses for the Wyoming offense from last season include:

Keegan Cryder, Senior, C
Started all 44 games of his career
First Team All-MW
Free agent with Tampa Bay Bucs

Logan Harris, Senior, OG
Started 43 of 54 career games
Second Team All-MW
Free agent with Detroit Lions

Isaiah Neyor, Sophomore, WR
44 catches, 878 yards, 12 TDs
Second Team All-MW
Transferred to Texas

Xazavian Valladay, Senior, RB
1,096 rushing yards, 6 TDs
Second Team All-MW
Transferred to Arizona State



2022 Position-by-Position Analysis Defense (43)

Secondary (17)

Cornerbacks		Ht.	Wt.	Cl.
11	Josh Dixon	5-11	170	Fr.
5	Deron Harrell	6-2	180	Sr.
7	Jakorey Hawkins	5-11	189	Jr.
22	Jovan Marsh	5-11	190	RFr.
29	Mathew Posas	5-8	170	So.
6	Kolbey Taylor	6-2	188	RFr.
Free Safeties		Ht.	Wt.	Cl.
31	Wyett Ekeler	5-11	201	So.
3	Andrew Johnson	6-1	191	RFr.
37	Brenndan Warady	5-11	187	RFr.
Strong Safeties		Ht.	Wt.	Cl.
42	Isaac White	6-1	204	So.
14	Miles Williams	6-1	196	Sr.
34	Tommy Wroblewski	6-2	203	So.
Strong Safeties		Ht.	Wt.	Cl.
21	Koa McIntyre	6-0	190	Fr.
15	TJ Urban	6-1	202	Fr.
Nickel Backs		Ht.	Wt.	Cl.
23	Wrook Brown	5-11	185	RFr.
8D	Buck Coors	5-11	187	RFr.
24	Malique Singleton	6-0	170	Fr.

Linebackers (11)

Linebackers		Ht.	Wt.	Cl.
25	Cole DeMarzo	6-4	228	So.
28	Easton Gibbs	6-2	220	So.
49	Cayden Hawkins	6-3	185	Fr.
50	Tommy McEvoy	6-2	213	RFr.
32	Sam Scott	6-2	231	RFr.
33	Connor Shay	6-2	227	So.
43	Shae Suiaunoa	6-3	232	So.
45	Read Sunn	6-2	227	RFr.
41	Nic Talich	6-0	217	RFr.
47	Brent VanderVeen	6-2	223	RFr.
58	Micah Young	6-2	210	RFr.

Defensive Linemen (15)

Nose Tackles		Ht.	Wt.	Cl.
63	Ben Florentine	6-1	259	RFr.
94	Cole Godbout	6-4	285	Jr.
90	Gavin Meyer	6-4	279	So.
Defensive Tackles		Ht.	Wt.	Cl.
96	Jordan Bertagnole	6-4	283	So.
97	Ethan Drewes	6-3	282	So.
95	Caleb Robinson	6-2	300	So.
91	Jaden Williams	6-4	248	Fr.
Defensive Ends		Ht.	Wt.	Cl.
57	Brady Bohlinger	6-2	235	RFr.
87	Akili Bonner	6-4	250	So.
99	Keelan Cox	6-5	240	So.
93	DeVonne Harris	6-4	225	So.
54	Sebastian Harsh	6-3	237	So.
86	Braden Siders	6-3	240	RFr.
55	Kevin Sjogren	6-5	210	Fr.
40	Tyce Westland	6-5	240	RFr.



Easton Gibbs, Linebacker

All-Conference Returners on Defense: Wyoming has two players returning who earned All-Mountain West Conference recognition in 2021. Those players are:

Cole Godbout, NT

Pro Football Focus, Second Team

Mountain West Coaches and Media, Honorable Mention

Easton Gibbs, LB

Pro Football Focus, Honorable Mention

Top Returners for 2022 on Defense: The top returners for the Cowboy defense in 2022 include the following players:

Jordan Bertagnole, Sophomore, DT

6 Starts in 2021

Easton Gibbs, Sophomore, LB

13 Starts in 2021

Keonte Glinton, Sophomore, Nickel Back

Ended season as starter

Cole Godbout, Junior, NT

13 Starts in 2021

Isaac White, Sophomore, SS

Ended season as starter

Transfer Additions: Transfer players who are joining the Wyoming defense in 2022 include:

Keelan Cox, Sophomore, DE

Previous school: Alabama

Cole DeMarzo, Sophomore, LB

Previous school: Michigan State

Deron Harrell, Senior, CB

Previous school: Wisconsin

Jakorey Hawkins, Junior, CB

Previous school: Ole Miss

Returning Statistical Leaders: Wyoming's top statistical returners from last year include:

Jordan Bertagnole, Sophomore, DT

38 tackles, 3.5 TFLs, 1 FR

Easton Gibbs, Sophomore, LB

90 tackles, 7.0 TFLs, 4 PBU

Keonte Glinton, Sophomore, Nickel

10 tackles, 1 INT, 3 PBU

Cole Godbout, Junior, NT

70 tackles, 7.0 TFLs, 5 Sacks

Isaac White, Sophomore, SS

35 tackles, 1 INT, 1 FR

Key Losses: The key losses for the Wyoming defense from last season include:

C.J. Coldon, Junior, CB

Started all 25 career games he played
Second Team All-MW
Transferred to Oklahoma

Garrett Crall, Senior, DE

Started 40 of 54 career games
Honorable Mention All-MW
Free agent with Miami Dolphins

Azizi Hearn, Senior, CB

Started 29 of 32 career games
Second Team All-MW
Transferred to UCLA

Chad Muma, Senior, LB

2021 All-American
One of 6 finalists for Butkus Award
Third round pick of Jacksonville Jaguars



National Polls



2022 National Polls: Below are the most recent 2022 Associated Press Media Poll, USA Today/AFCA Coaches' Poll and FWAA/NFF Super 16 National Rankings.

Associated Press Poll

2022 Rankings (Final Regular Season)

1. Georgia	13-0
2. Michigan	13-0
3. TCU	12-1
4. Ohio State	11-1
5. Alabama	10-2
6. Tennessee	10-2
7. Utah	10-3
8. USC	11-2
9. Penn State	10-2
10. Clemson	11-2
11. Kansas State	10-3
12. Washington	10-2
13. Florida State	9-3
14. Tulane	11-2
15. Oregon	9-3
16. LSU	9-4
17. Oregon State	9-3
18. UCLA	9-3
19. Notre Dame	8-4
20. South Carolina	8-4
21. Texas	8-4
22. UTSA	11-2
23. Troy	11-2
24. Mississippi State	8-4
25. NC State	8-4

Others receiving votes: North Carolina 39, UCF 36, Cincinnati 32, Ole Miss 27, **Fresno State 25**, Purdue 17, South Alabama 17, **Illinois 11**, **Boise State 6**, Pittsburgh 4, Minnesota 2, James Madison 1

2022 Wyoming opponents and MW teams in bold

FWAA/NFF Super 16 Rankings

2022 Rankings (Final Regular Season)

1. Georgia	13-0
2. Michigan	13-0
3. Ohio State	11-1
4. TCU	12-1
5. Alabama	10-2
6. Tennessee	10-2
7. Utah	10-3
8. Penn State	10-2
9. Kansas State	10-3
10. Clemson	11-2
11. USC	11-2
12. Washington	10-2
13. Florida State	9-3
14. Tulane	11-2
15. LSU	9-4
16. Oregon	9-3

Others receiving votes: Oregon State (57), UCLA (51), Notre Dame (14), Texas (11), South Carolina (8), UTSA (1), Purdue (1), Mississippi State (1)

2022 Wyoming opponents and MW teams in bold

USA TODAY Sports AFCA Poll

2022 Rankings (Final Regular Season)

1. Georgia	13-0
2. Michigan	13-0
3. Ohio State	11-1
4. TCU	12-1
5. Alabama	10-2
6. Tennessee	10-2
7. Penn State	10-2
8. USC	11-2
9. Kansas State	10-3
10. Utah	10-3
11. Clemson	11-2
12. Washington	10-2
13. Florida State	9-3
14. Oregon	9-3
15. LSU	9-4
16. Oregon State	9-3
17. Tulane	11-2
18. UCLA	9-3
19. South Carolina	8-4
20. Notre Dame	8-4
21. Texas	8-4
22. UTSA	11-2
23. Mississippi State	8-4
24. Troy	11-2
25. North Carolina	9-4

Others receiving votes: NC State 60, Ole Miss 44, UCF 43, **Fresno State 37**, Pittsburgh 28, **Air Force 17**, South Alabama 14, Purdue 12, Cincinnati 10, Minnesota 7, Duke 6, Coastal Carolina 5, **Illinois 4**, **Boise State 3**

2022 Wyoming opponents and MW teams in bold

College Football Playoff Rankings

2022 Rankings (Final Regular Season)

1. Georgia	13-0
2. Michigan	13-0
3. TCU	12-1
4. Ohio State	11-1
5. Alabama	10-2
6. Tennessee	10-2
7. Clemson	11-2
8. Utah	10-3
9. Kansas State	10-3
10. USC	11-2
11. Penn State	10-2
12. Washington	10-2
13. Florida State	9-3
14. Oregon State	9-3
15. Oregon	9-3
16. Tulane	11-2
17. LSU	9-4
18. UCLA	9-3
19. South Carolina	8-4
20. Texas	8-4
21. Notre Dame	8-4
22. Mississippi State	8-4
23. NC State	8-4
24. Troy	11-2
25. UTSA	11-2

Others receiving votes: 2022 Wyoming opponents and MW teams in bold

Pokes in the Polls, Through the Years: Below is a breakdown of the Wyoming Cowboys in the four major college polls through the years. The abbreviations below are: **Associated Press (AP)**, **United Press International (UPI)**, **Coaches' Poll (Coaches)** and **Football Writers Association of America (FWAA)**. The first column lists a summary of the years Wyoming ended the season in a national poll. The second column lists the highest ranking UW received in any given year.

Wyoming's Season-Ending Rankings in the National Polls					Wyoming's High Rankings in the National Polls				
Year	AP	UPI	Coaches	FWAA	Year	AP	UPI	Coaches	FWAA
1950	12th	14th			1950	12th	14th		
1956		16th			1956		16th		
1959	16th				1959	16th			
1961		17th			1961		17th		
1966		15th			1966		15th		
1967	6th	5th			1967	5th	5th		
					1976		20th		
					1987			21st	
1988	20th	21st			1988	10th	10th		
					1990			15th	
					1993			19th	
1996	22nd		22nd		1996	16th		15th	
					1998	25th		25th	
					1999	27th		35th	
2004			38th		2004	34th		38th	
					2005	35th		34th	41st
					2007	44th		37th	39th
					2016	33rd		31st	
					2017			45th	
					2019			35th	
					2021	43rd			





2022 Marks the 126th Season of Wyoming Football:

The 2022 season marks the 126th season of Wyoming Football. The Cowboys first season was 1893.

Since that first season, there have been only four seasons in which Wyoming has not played football. In 1918, Wyoming did not play any games due to an influenza epidemic. The other three seasons Wyoming did not field a team were 1943, '44 and '45 during World War II.

Wyoming Football's All-Time Record:

The Wyoming Cowboy Football program has played a **total of 1,179 games** in its history. Wyoming is 35 games under .500 all-time (558 wins to 593 losses), and has played 48 more road games than home games in its history (555 home games to 603 road games). The Cowboys played their **1,000th game** on Sept. 6, 2008, against Air Force.

Wyoming All-Time Football Record

558-593-28 (.485) -- 1,179 Total Games

Wyoming All-Time Home Football Record

331-206-18 (.613) -- 555 Home Games

Wyoming All-Time Road Football Record

217-376-10 (.368) -- 603 Road Games

Wyoming Neutral-Site Football Record

10-11-0 (.476) -- 21 Neutral-Site Games

War Memorial Stadium Hosted Its 73rd Season in 2022, Wins 250th Game in Stadium History in Border War Victory Over Colorado State in 2021:

The 2022 college football season will be the 73rd season of War Memorial Stadium.

The Cowboys won their 250th game in War Memorial Stadium on Nov. 6, 2021, with a 31-17 win over Colorado State.

Wyoming has won **65.7 percent** of its games in War Memorial Stadium.

"The War" first opened on Sept. 16, 1950, with UW recording a 61-13 win over Montana State. War Memorial's original capacity was 20,000 in 1950. It was expanded to 25,500 in 1970, and the seating was increased to a capacity of 33,500 in 1977.

Following reconstruction of the upper deck on the West side of War Memorial Stadium in the summer of 2004, the new capacity of War Memorial Stadium was 30,514. With the construction of the Wildcatter Stadium Club & Suites in 2009-10, the current capacity is 29,181.

War Memorial Stadium by Decade

Decade	Record in "The War"
1950s	30- 9-4 (.744)
1960s	37- 4-1 (.893)
1970s	26- 25-1 (.510)
1980s	44- 16-0 (.733)
1990s	45- 15-1 (.746)
2000s	28- 30-0 (.483)
2010s	36- 26-0 (.581)
2020s	8- 6-0 (.571)
Total	254-131-7 (.657)

392 Total Games



Mick and Susie McMurry High Altitude Performance Center Benefitting All UW Student-Athletes:

The University of Wyoming held a Grand Opening for the Mick and Susie McMurry High Altitude Performance Center (HAPC) on Aug. 18, 2018. The HAPC is one of the preeminent athletic facilities in the country. It will add 71,000 square feet of new space and will expand the current Curtis and Marian Rochelle

Athletics Center to over 118,000 square feet.

"A successful athletics program generates excitement," Wyoming Gov. Matt Mead said in when fundraising was announced. "This leads to better student recruitment, better alumni support and stronger schools. I recommended \$20 million in matching funds for the expansion and renovation of the Rochelle Athletics Center for these reasons. I thank Marian H. Rochelle for this generous gift and her continued support of the University of Wyoming."

The project is funded by \$24 million in private donations that were raised by UW Athletics and the UW Foundation and \$20 million in state matching approved by Gov. Mead and the Legislature. Overwhelming interest by donors—55 total—saw the fundraising efforts completed ahead of schedule. Marian Rochelle and her family donated \$3 million as a leadership gift to kick off the project, and the combined gifts of Marian Rochelle and her daughter April Brimmer Kunz have since grown to \$4.1 million.

"Mick and Susie McMurry's generosity and their commitment to making the University of Wyoming a premier university in both athletics and academics will be symbolized by the High Altitude Performance Center that will bear their name," says Tom Burman, UW athletics director. "We also want to thank Marian Rochelle and April Brimmer Kunz for their generous lead gift for this project. And we of course want to thank Governor Mead and the members of the Wyoming State Legislature for making funds available to match the private funds that we raised for this facility."

"The High Altitude Performance Center will be one of the best facilities of its kind in all of college athletics. It will provide the student-athletes in all of our sports the athletic training resources to compete with the best in the nation, and it will provide our academic counseling unit exceptional resources to help our student-athletes achieve their educational and career goals."

"The Mick and Susie McMurry High Altitude Performance Center will redefine Cowboy football," says UW Head Football Coach Craig Bohl. "This facility will play a critical role in our vision of recruiting to what we call the Wyoming Profile. That recruiting effort involves attracting a young man who is committed to earning a meaningful degree from an outstanding academic institution and has a laser-like focus to win Mountain West Conference championships. The High Altitude Performance Center will put us at the top of the league in terms of training and academic facilities, which is where we also aspire to be on the field of competition."

The new facility will focus on the unique advantages of training at an altitude of 7,220 feet. From strength and conditioning training, to nutrition, to recovery and rehabilitation services following injuries, the HAPC will serve the needs of all of Wyoming's 400-plus student-athletes.

The facility's design will stay true to the architectural tradition of iconic sandstone buildings featured throughout the UW campus.

Located just beyond the north end zone, the High Altitude Performance Center will enhance the aesthetics of War Memorial Stadium. Due to its location, the HAPC will be highly visible for national television audiences. It will show the commitment that the state of Wyoming has in ensuring Wyoming Athletics continues to successfully compete at the NCAA Division I level -- the highest level of competition in college sports.

The ground level of the HAPC will house both an Olympic sport weight-training area and a separate strength and conditioning center for the Cowboy football team that will overlook Jonah Field. Also on the first floor will be a sports medicine area that will nearly double the size of its previous space, allowing for more effective and efficient treatment of UW student-athletes. The football locker room, like the football strength and conditioning area, will overlook the field and will include a player lounge.

The second floor will include an expansive academic center to house academic counselors, tutoring areas and a computer lab, as well as enhanced and renovated football offices, meeting rooms, a new recruiting lounge and the nutrition center/training table. The theater-style team meeting room will span both the first and second floors.

Construction on the project will begin after the conclusion of the 2016 Cowboy football season. It is estimated that the project will take 18-20 months to complete.

The original Curtis and Marian Rochelle Athletics Center was opened in 2001 at a total cost of \$9.4 million. Fundraising for the RAC included a historic \$4.2 million gift from the Rochelles, which was the largest donation in school history at the time. A total of 167 donors contributed to the original RAC.



Head Coach Craig Bohl



Craig Bohl is completing his ninth season leading the University of Wyoming Football program in 2022 and his 20th season as a head coach at the collegiate level. During the past nine seasons under the direction of Bohl, Wyoming Football has enjoyed a level of excellence that has never been reached in the rich history of Cowboy Football.

Bohl and his coaching staff became the first Wyoming Football staff to lead UW to three straight bowl victories -- the 2017 Famous Idaho Potato Bowl, the 2019 NOVA Home Loans Arizona Bowl and the 2021 Famous Idaho Potato Bowl.

He and his staff are the only football staff in Wyoming history to lead five different teams to bowl appearances. Wyoming's 2022 appearance in the Barstool Sports Arizona Bowl will mark the fifth time in seven seasons (2016, '17, '19, '21 and '22) that Bohl has guided the Cowboys to a bowl bid, which is a first in school history.

Bohl currently serves as President of the American Football Coaches Association (AFCA), having been elected as President at the 2022 AFCA Convention, and he serves on the AFCA Board of Trustees. He was appointed to the 13-member NCAA Division I Football Competition Committee in January of 2017 and has also served on the NCAA Division I Football Oversight Committee.

In terms of success, the Cowboys have become regular contenders in the race for the Mountain West Conference title. UW won eight games in 2016, '17 and '19, and hosted the 2016 Mountain West Championship Game by virtue of being the highest ranked team in the conference at the time of the championship game. The Cowboys earned bowl eligibility a fifth time in the 2018 season.

During Bohl's tenure, Wyoming has had more former Cowboys on NFL rosters than at any other period in Wyoming history. There were a total of 16 former Cowboys on NFL rosters as of Jan. 1, 2022 -- some on active rosters and others on developmental squads.

In terms of NFL Draft picks, UW's most recent was linebacker Chad Muma, who was selected as the 6th pick in the 3rd round of the 2022 NFL Draft by the Jacksonville Jaguars. Muma became the eighth Wyoming Cowboy to be selected in the NFL Draft during the first eight seasons Bohl has been the head coach at Wyoming. The previous NFL Draft picks during the Bohl era include: 2015 Mark Nzeocha (Dallas Cowboys, 7th Round, 19th Pick); 2017 Brian Hill (Atlanta Falcons, 5th Round 12th Pick); 2017 Chase Roullier (Washington Commanders, 6th Round 15th Pick); 2018 Josh Allen (Buffalo Bills, 1st Round, 7th Pick); 2019 Marcus Epps (Minnesota Vikings, 6th Round, 18th Pick); 2020 Logan Wilson (Cincinnati Bengals, 3rd Round, 1st Pick); and 2020 Cassh Maluia (New England Patriots, 6th Round, 25th Pick).

Wyoming has had at least one player selected in six of the last eight NFL Drafts (2015, '17, '18, '19, '20 and '22) and twice had two players taken in the same draft (2017 and 2020).

The excitement surrounding Wyoming Football included the extensive coverage of former Cowboy quarterback Josh Allen, who was selected as the No. 7 overall pick in the 2018 NFL Draft by the Buffalo Bills. That marked the highest selection by a Wyoming Cowboy in the history of the program and was the second highest selection by a Mountain West player since Utah's Alex Smith was selected No. 1 in 2005 by the San Francisco 49ers. Leading up to Allen being drafted, Wyoming's Pro Day was covered live by both ESPN and the NFL Network. Beginning with the 2017 football season through the 2018 NFL Draft, media coverage of Wyoming Football for that time period was estimated by Joyce Julius & Associates at over \$159 million.

Cowboy linebackers Wilson (in 2019) and Muma (in 2021) were each one of only six national finalists for the 2019 and 2021 Butkus Awards, respectively. The Butkus Award honors the nation's top collegiate linebacker. Wilson earned multiple All-America honors, including being named a First Team All-American by Pro Football Focus, Second Team by USA Today and Third Team by the Associated Press. Muma was named a Second Team All-American by both the Walter Camp Football Foundation and Pro Football Focus, while earning Third Team All-America honors from the Associated Press.

In 2018, Wyoming had two finalists for national awards for the first time in program history. Place-kicker Cooper Rothe was one of three national finalists for the Lou Groza Collegiate Place-Kicker Award, that honors the nation's top collegiate place-kicker each year. Free safety Marcus Epps was one of only three national finalists for the Burlsworth Trophy, which is awarded to the most outstanding football player in America who began his career as a walk-on. Epps went on to be drafted by the Minnesota Vikings in the sixth round of the 2019 NFL Draft.

During Bohl's tenure as Wyoming's head coach, he has had a freshman earn Freshman All-America honors from the Football Writers Association of America (FWAA) five times. The most recent Cowboy freshman to receive the honor was place-kicker John Hoyland in 2020. The other four Pokes coached by Bohl to be named Freshman All-Americans by the FWAA were: safety Andrew Wingard (2015), linebacker Logan Wilson (2016), center Keegan Cryder (2018) and defensive end Solomon Byrd (2019).

The 2021 season saw the Cowboys score its most points ever in a bowl game in a dominant 52-38 win over Kent State. The Cowboy rushing attack once again ranked among the best in the nation at No. 20, and the Wyoming pass defense ranked No. 12 in the country in fewest passing yards allowed. Wyoming was again one of the most disciplined teams in the country, ranking No. 26 in fewest penalties committed. The Pokes concluded the season with a 7-6 record for their fourth winning record in the past six seasons.

In 2016, Bohl's team defeated two Top 25 ranked opponents, was named the National Team of the Week by the Football Writers Association of America (FWAA) for one of those wins and received votes itself in the national polls. Wyoming also captured the Mountain Division title of the Mountain West Conference, earned the right to host the 2016 MW Football Championship Game as the highest ranked team in the conference and was invited to the San Diego County Credit Union Poinsettia Bowl. His Cowboys ended the year with an 8-6 record and featured one of the NCAA's top scoring offenses, averaging 35.9 points per game to rank No. 25 in the nation. Bohl was recognized for his turnaround of Cowboy Football by being named the 2016 Mountain West Conference Coach of the Year in voting by conference head coaches and media.

Two Cowboys earned All-America honors in 2016 in running back Brian Hill and center Chase Roullier. Linebacker Logan Wilson earned Freshman All-America honors in 2016, joining Andrew Wingard, who earned Freshman All-America honors a year earlier.

Bohl came to Wyoming after building a national power at North Dakota State as a head coach for 11 seasons from 2003-13. His teams won three consecutive National Championships at the NCAA Football Championship Subdivision (FCS) level in 2011, '12 and '13. NDSU became only the second FCS school in NCAA history to win three consecutive national football titles, tied the FCS record for consecutive wins (24 from 2011-13) and became the first undefeated FCS National Champion since 1996.

In 2012 and '13, Bohl received both The Sports Network Eddie Robinson FCS National Coach of the Year Award and the American Football Coaches Association (AFCA) FCS National Coach of the Year Award. He became the first coach in the first 27 years of the Eddie Robinson Award to win it in consecutive seasons. In 2013, he also received the Liberty Mutual FCS Coach of the Year Award, which is presented in partnership with the National Football Foundation and College Football Hall of Fame. His other National Coach of the Year honor came in 2006, when he was recognized by the Football Gazette as the FCS National Coach of the Year and the Northwest Region Coach of the Year.

In addition to his 20 years of experience as a head coach, Bohl has 19 years of experience as a full-time assistant coach at the collegiate level and three seasons as a graduate assistant. His last eight years as an assistant coach were spent at Nebraska. He was the linebackers coach under head coach Tom Osborne for five of those seasons and was part of the 1995 and '97 Nebraska National Championship teams.

Born July 27, 1958, Bohl will be 64 years old when the 2022 season kicks off. He earned his bachelor's degree in business administration from Nebraska in 1982. Bohl's family includes wife Leia, and children Mallory and Morgan, Aaron and Elijah.





Head Coach Craig Bohl



Craig Bohl's Career Coaching Honors

2022	President of the American Football Coaches Association (AFCA) and member of the Board of Trustees
2016	Mountain West Conference Coach of the Year
2013	The Sports Network Eddie Robinson FCS National Coach of the Year America Football Coaches Association (AFCA) FCS National Coach of the Year Liberty Mutual, National Football Foundation and College Football Hall of Fame FCS National Coach of the Year AFCA Region 4 Division I FCS Coach of the Year Missouri Valley Football Conference Bruce Craddock Coach of the Year
2012	The Sports Network Eddie Robinson FCS National Coach of the Year The American Football Coaches Association (AFCA) FCS National Coach of the Year Elected to the AFCA Board of Trustees Missouri Valley Football Conference Bruce Craddock Coach of the Year
2011	Finalist for The Sports Network Eddie Robinson FCS National Coach of the Year AFCA Region 4 Division I FCS Coach of the Year Missouri Valley Football Conference Bruce Craddock Coach of the Year
2007	Finalist for The Sports Network Eddie Robinson FCS National Coach of the Year 2006 Football Gazette FCS National Coach of the Year Football Gazette FCS Northwest Region Coach of the Year Finalist for The Sports Network Eddie Robinson FCS National Coach of the Year Great West Football Conference Coach of the Year

Craig Bohl's College Head-Coaching Record

Season	School	Overall Record				Conference Record			Conference Finish	Postseason Appearance
		W	L	T	%	W	L	%		
2022	Wyoming	7	5		.583	5	3	.625	2nd in Mountain Div.	Arizona Bowl
2021	Wyoming	7	6		.539	2	6	.250	T4th in Mountain Div.	Idaho Potato Bowl Champions
2020	Wyoming	2	4		.333	2	4	.333	9th in Mountain West	
2019	Wyoming	8	5		.615	4	4	.500	4th in Mountain Div.	Arizona Bowl Champions
2018	Wyoming	6	6		.500	4	4	.500	3rd in Mountain Div.	
2017	Wyoming	8	5		.615	5	3	.625	2nd in Mountain Div.	Idaho Potato Bowl Champions
2016	Wyoming	8	6		.571	6	2	.750	1st in Mountain Div.	Poinsettia Bowl
2015	Wyoming	2	10		.167	2	6	.250	6th in Mountain Div.	
2014	Wyoming	4	8		.333	2	6	.250	T5th in Mountain Div.	
2013	North Dakota State	15	0		1.000	8	0	1.000	1st in MVFC	FCS National Champions
2012	North Dakota State	14	1		.933	7	1	.875	1st in MVFC	FCS National Champions
2011	North Dakota State	14	1		.933	7	1	.875	Tie 1st in MVFC	FCS National Champions
2010	North Dakota State	9	5		.643	4	4	.500	Tie 3rd in MVFC	FCS Quarterfinals
2009	North Dakota State	3	8		.273	2	6	.250	6th in MVFC	
2008	North Dakota State	6	5		.545	4	4	.500	Tie 4th in MVFC	
2007	North Dakota State	10	1		.909	3	1	.750	2nd in GWFC	Reclassifying to FCS
2006	North Dakota State	10	1		.909	4	0	1.000	1st in GWFC	Reclassifying to FCS
2005	North Dakota State	7	4		.636	3	2	.600	3rd in GWFC	Reclassifying to FCS
2004	North Dakota State	8	3		.727	2	3	.400	3rd in GWFC	Reclassifying to FCS
2003	North Dakota State	8	3		.727	5	2	.714	2nd in NCC	
Record as Head Coach (20 years)		156	87		.642	81	62	.566	5 Titles	3 National Titles

Craig Bohl's College Assistant-Coaching Record

Season	School	Overall Record				Conference Record			Conference Finish	Postseason Appearance
		W	L	T	%	W	L	%		
2002	Nebraska (Def. Coord./LB)	7	7	0	.500	3	5	.375	4th Big 12 North	Independence Bowl
2001	Nebraska (Def. Coord./LB)	11	2	0	.846	7	1	.875	Tie 1st Big 12 N.	Rose Bowl
2000	Nebraska (Def. Coord./LB)	10	2	0	.833	6	2	.750	2nd Big 12 North	Alamo Bowl Champions
1999	Nebraska (Linebackers)	12	1	0	.923	7	1	.875	Big 12 Champs	Fiesta Bowl Champions
1998	Nebraska (Linebackers)	9	4	0	.692	5	3	.625	2nd Big 12 North	Holiday Bowl
1997	Nebraska (Linebackers)	13	0	0	1.000	8	0	1.000	Big 12 Champs	National Champs / Orange
1996	Nebraska (Linebackers)	11	2	0	.846	8	0	1.000	Big 12 Runner-up	Orange Bowl Champions
1995	Nebraska (Linebackers)	12	0	0	1.000	7	0	1.000	Big Eight Champs	National Champs / Fiesta
1994	Duke (Def. Coord./LB)	8	4	0	.667	5	3	.625	Tie 3rd ACC	Hall of Fame Bowl
1993	Rice (Defensive Coord.)	6	5	0	.545	3	4	.429	Tie 4th SWC	
1992	Rice (Defensive Coord.)	6	5	0	.545	4	3	.571	Tie 2nd SWC	
1991	Rice (Defensive Coord.)	4	7	0	.364	2	6	.250	8th SWC	
1990	Rice (Defensive Coord.)	5	6	0	.455	3	5	.375	Tie 4th SWC	
1989	Rice (Defensive Coord.)	2	8	1	.227	2	6	.250	Tie 6th SWC	
1988	Wisconsin (Linebackers)	1	10	0	.091	1	7	.125	Tie 9th Big 10	
1987	Wisconsin (Linebackers)	3	8	0	.273	1	7	.125	10th Big 10	
1986	Tulsa (Linebackers)	7	4	0	.636	0	0	----	Independent	
1985	Tulsa (Linebackers)	6	5	0	.545	5	0	1.000	1st MVC	
1984	North Dakota State (DB)	11	2	0	.846	8	1	.889	1st NCC	National Runner-up
1983	Nebraska (Grad Assistant)	12	1	0	.923	7	0	1.000	1st Big 8	Orange Bowl
1982	Nebraska (Grad Assistant)	12	1	0	.923	7	0	1.000	1st Big 8	Orange Bowl Champions
1981	Nebraska (Grad Assistant)	9	3	0	.750	7	0	1.000	1st Big 8	Orange Bowl
Record as Assistant Coach (22 years)		177	87	1	.670	106	54	.663		2 National Titles


Overall Record as a Head Coach 156-87 (.642) in 20 seasons

Overall Record as a College Assistant Coach 177-87-1 (.670) in 22 seasons





Coaches in the Box



Tim Polasek
Offensive Coordinator/
Quarterbacks

Years at Wyoming: 2nd
Alma Mater: Concordia (Wis.) '02



Aaron Bohl
Linebackers

Years at Wyoming: 6th
Alma Mater: MSU Moorhead '16



Marty English
Defensive Ends

Years at Wyoming: 12th
Alma Mater: N. Colorado '86

Coaches on the Field




Mike Grant
Associate Head Coach/Wide Receivers
Offensive Pass-Game Coordinator
Years at Wyoming: 7th
Alma Mater: Nebraska '93



Jay Sawvel
Defensive Coordinator/
Safeties
Years at Wyoming: 3rd
Alma Mater: Mount Union '93



Benny Boyd
Co-Special Teams Coordinator/
Cornerbacks
Years at Wyoming: 3rd
Alma Mater: Aurora (Ill.) '00



Oscar Giles
Defensive Run-Game Coord./
Defensive Tackles
Years at Wyoming: 1st
Alma Mater: Texas '91



Gordie Haug
Executive Director of Recruiting/
Running Backs

Years at Wyoming: 9th
Alma Mater: Bemidji State (Minn.) '09



Shannon Moore
Co-Special Teams Coordinator/
Tight Ends/Fullbacks

Years at Wyoming: 4th
Alma Mater: Black Hills State '00



Joe Tripodi
Offensive Line

Years at Wyoming: 1st
Alma Mater: Northwestern '06





2022 Wyoming Cowboys by Class and State



Seniors (4)

Eric Abojei OG
Marco Machado C
Zach Watts OG
Miles Williams SS

Redshirt Juniors (2)

Gunner Gentry WR
Deron Harrell CB

Juniors (11)

Caleb Cooley WR
Frank Crum OT
Cole Godbout NT
Jakorey Hawkins CB
Jackson Marcotte TE
Ryan Marquez WR/Holder
Colin O'Brien TE
Andrew Peasley QB
Clayton Stewart P
Treyton Welch TE
Wyatt Wieland WR

Redshirt Sophomores (2)

Jayden Clemons QB
Chase Locke WR

Sophomores (32)

Jordan Bertagnole DT
Akili Bonner DE
Alex Brown WR
Parker Christensen FB/TE
Keelan Cox DE
Cole DeMarzo LB
Ethan Drewes DT
Caleb Driskill FB
Wyett Ekeler FS
Ralph Fawaz P
Easton Gibbs LB
Luke Glasscock PK
DeVonne Harris DE
Carlos Harrison OT
Sabastian Harsh DE
Kohl Herbolsheimer OG
Jeremy Hollingsworth RB
John Hoyland PK
Jack Lookabaugh OT
Dawaiian McNeely RB
Gavin Meyer NT
Nick Miles TE
Will Pelissier WR
Matthew Posas CB
Caleb Robinson DT
Mason Schultz C/OG
Connor Shay LB
Shae Suiaunoa LB
Evan Svoboda QB
Nofoafia Tulafono C
Isaac White FS
Tommy Wroblewski SS/LS

Redshirt Freshmen (28)

Caden Barnett OT
Gavin Beerup WR
Brady Bohlinger DE
Wrook Brown N
Buck Coors N
Ben Florentine NT
Hank Gibbs QB/Holder
John Michael Gyllenborg TE
D.Q. James RB
Andrew Johnson FS
Kimball Madsen FB
Jovan Marsh CB
Tommy McEvoy LB
Emmanuel Pregon OG
Jaylen Sargent WR
Sam Scott LB
Braden Siders DE
Dalton Strouss FB
Read Sunn LB/LS
Nic Talich LB
Kolbey Taylor CB
JJ Uphold OT
Brent VanderVeen LB
Jordon Vaughn RB
Jack Walsh OG
Brenndan Warady FS
Tyce Westland DE
Micah Young LB

Freshmen (25)

Mitchell Anderson WR
Caden Becker QB
Charlie Coenen WR
Josh Dixon CB
Cayden Hawkins LB
Evan Hiremath WR
Haegun Hoffschneider DE
Mykel Janise OL
Rex Johnsen OL
Max Jones RB
Wes King OL
Koa McIntyre S
Caleb Merritt WR
LJ Richardson RB
Luke Sandy OL
Forrest Scheel OT
Isaac Schoenfeld TE
Isaac Sell WR
Ethan Shipp OG
Malique Singleton N
Kevin Sjogren DE
TJ Urban S
Jaden Williams DT
Deshawn Woods OT
Carson York LS

Alabama (1)

Jakorey Hawkins CB

Alaska (2)

Malique Singleton N
Read Sunn LB/LS

Arizona (1)

Evan Svoboda QB

Arkansas (1)

Hank Gibbs QB/Holder

California (19)

Mitchell Anderson WR
Gavin Beerup WR
Akili Bonner DE
Caleb Cooley WR
Ben Florentine NT
Easton Gibbs LB
Carlos Harrison OT
Evan Hiremath WR
Dawaiian McNeely RB
Colin O'Brien TE
Matthew Posas CB
Connor Shay LB
Ethan Shipp OG
Dalton Strouss FB
Nofoafia Tulafono C
JJ Uphold OT
Brenndan Warady FS
Jaden Williams DT
Miles Williams SS

Colorado (20)

Brady Bohlinger DE
Buck Coors N
Ethan Drewes DT
Wyett Ekeler FS
Gunner Gentry WR
Deron Harrell CB
Cayden Hawkins LB
Haegun Hoffschneider DE
Jeremy Hollingsworth RB
John Hoyland PK
Max Jones RB
Ryan Marquez WR/Holder
Nick Miles TE
Emmanuel Pregon OG
Luke Sandy OL
Mason Schultz C/OG
Braden Siders DE
Kevin Sjogren DE
Zach Watts OG
Wyatt Wieland WR

Illinois (3)

Jackson Marcotte TE
Jovan Marsh CB
Jack Walsh OG

Iowa (1)

Rex Johnsen OL

Kansas (1)

John Michael Gyllenborg TE

Minnesota (5)

Eric Abojei OT/OG
Charlie Coenen WR
DeVonne Harris DE
Forrest Scheel OT
Treyton Welch TE

Missouri (1)

Caleb Merritt WR

Nebraska (13)

Caden Becker QB
Sabastian Harsh DE
Kohl Herbolsheimer OG
Marco Machado C
Tommy McEvoy LB
Koa McIntyre S
LJ Richardson RB
Caleb Robinson DT
Sam Scott LB
TJ Urban S
Tyce Westland DE
Deshawn Woods OT
Tommy Wroblewski SS/LS

Oklahoma (1)

Ralph Fawaz P

Oregon (1)

Andrew Peasley QB

Pennsylvania (1)

Isaac White FS

South Carolina (1)

Cole DeMarzo LB

Texas (15)

Caden Barnett OT
Alex Brown WR
Wrook Brown N
Keelan Cox DE
Josh Dixon CB
D.Q. James RB
Mykel Janise OL
Chase Locke WR
Jack Lookabaugh OT
Clayton Stewart P
Shae Suiaunoa LB
Kolbey Taylor CB
Jordon Vaughn RB
Carson York LS
Micah Young LB

Utah (2)

Jayden Clemons QB
Jaylen Sargent WR

Washington (1)

Brent VanderVeen LB

Wisconsin (3)

Cole Godbout NT
Wes King OL
Gavin Meyer NT

Wyoming (11)

Jordan Bertagnole DT
Parker Christensen FB/TE
Frank Crum OT
Caleb Driskill FB
Luke Glasscock PK
Andrew Johnson FS
Kimball Madsen FB
Will Pelissier WR
Isaac Schoenfeld TE
Isaac Sell WR
Nic Talich LB





Wyoming Participation List



2022 Player Participation and Starting History

Career						2022 Season													Career (G/GS)	Cons GS
No.	Players	2018 (G/GS)	2019 (G/GS)	2020 (G/GS)	2021 (G/GS)	ILL	TULSA	UNC	AFA	BYU	SJSU	UNM	USU	UH	CSU	BOISE STATE	FSU	ARIZ. BOWL		
69	Eric Abojei, ot	12/5	6/6	6/6	9/9	GS	GS	GS	GS	GS	GS	GS	GS	GS	GS	GS	GS	GS	44/37	12
72	Caden Barnett, ot				RS	G	G	G	GS	G	G	G	G	G	G	G	G		12/1	
3	Gavin Beerup, wr		HS	3/0	RS			G											4/0	
96	Jordan Bertagnole,dt HS		RS	6/4	13/6	GS	GS	GS	GS	GS	GS	GS	GS	GS	GS				29/20	
87	Akili Bonner, de		RS	0/0	0/0		G	G											2/0	
22	Joey Braasch, rb		HS	0/0	RS	G	G	GS				G	G	G	G		G		8/1	
9	Alex Brown, wr	HS	2/0	4/0	9/3	GS	GS	G	GS	GS	GS	GS	GS	G	GS	G			26/11	
23	Wrook Brown, n			HS	RS	G	G	G	G	G	G	GS	GS	GS	GS	GS	GS		12/6	6
80	Parker Christensen, fb/te		RS	5/2	13/11	GS	GS	GS	G	G	G	G	G	GS	G	GS	GS		29/18	
12	Jayden Clemons, qb		HS	UTAH	RS			G			G				G	GS			4/1	
8	Joshua Cobbs, wr		HS	5/0	11/5	GS	GS	GS	GS	GS	GS	GS	GS	GS	GS	GS	GS	GS	28/17	14
19	Caleb Cooley, wr	HS	JC	JC	13/0	G	G	G	G										17/0	
8	Buck Coors, n/lb		HS	RS	3/0									G	G	G	G		7/0	
75	Frank Crum, ot	RS	12/5	6/6	13/13	GS	GS	GS		GS	GS	GS	GS	GS	GS	GS	GS	GS	42/35	8
25	Cole DeMarzo, lb		HS	RS	MICH. ST.	G	G	G	GS	G	G	G	G	G	G	G	G	G	12/1	
97	Ethan Drewes, dt		HS	UNC	RS	G		G					G	G		G	G		6/0	
36	Caleb Driskill, fb		HS	RS	13/4	GS	G	G	G	GS	GS	G	G	G	G	G	G	G	25/7	
31	Wyett Ekeler, ss		HS	2/0	11/0	G	G	GS	G	GS	GS	GS	GS	GS	GS	GS	GS	GS	25/9	8
27	Ralph Fawaz, pk/p		HS	RS	13/13														13/13	
63	Ben Florentine, nt			HS	RS											G	G		2/0	
16	Gunner Gentry, wr	11/0	13/2	3/3	0/0														27/5	
28	Easton Gibbs, lb		1/0	6/1	13/13	GS	GS	GS	G	GS	GS	GS	GS	GS	GS	GS	GS	GS	32/25	8
13	Hank Gibbs, qb		HS	3/0	RS														3/0	
42	Luke Glasscock, pk/p		RS	0/0	0/0														0/0	
2	Keonte Grinton, cb		2/0	6/4	11/3	GS	GS	GS	GS	GS	GS								25/13	
94	Cole Godbout, nt		13/5	5/5	13/13	GS	GS	GS	GS	GS	GS								37/29	
18	Tyrese Grant, wr		HS	RS	6/0	G					G			G					9/0	
84	John Gyllenborg, te			HS	RS	G	G	G	G	G	G	G	G	G	G	G	G	G	12/0	
5	Deron Harrell, cb	WIS	WIS	WIS	WIS	G	G		G	G	G	GS	GS	GS	G	GS	GS	GS	11/5	2
93	DeVonne Harris, de		RS	5/0	12/0	GS	GS	GS	GS	GS	GS	GS	GS	GS	GS	GS	GS	GS	29/12	12
71	Carlos Harrison, ot		RS	0/0	0/0														0/0	
54	Sabastian Harsh, de		HS	RS	13/0														13/0	
49	Cayden Hawkins, lb				HS												G		1/0	
7	Jakorey Hawkins, cb	RS	MISS	MISS	MISS	GS	GS	GS	GS	GS	GS	G	G	G	GS	GS			11/7	
64	Kohl Herbolsheimer, og		HS	RS	0/0			G											1/0	
21	Jeremy Hollingsworth, rb	RS	2/0	6/0															8/0	
46	John Hoyland, pk/p		HS	6/6	13/13	GS	GS	GS	GS	GS	GS	GS	GS	GS	GS	GS	GS	GS	31/31	31
13	Zaire Jackson, cb			HS	RS														0/0	
7	D.Q. James, rb			HS	RS	G	G	G		G	G	G	G	G	GS				9/1	
3	Andrew Johnson, s			HS	RS														0/0	
50	Jack Lookabaugh, ot		RS	0/0	0-0									G	G			G	0/0	
60	Marco Machado, c	RS	1/0	0/0	13/0	G	G	G	G	G	G	G	G	G	G	G	G	G	26/0	
35	Kimball Madsen, fb			HS	RS														0/0	
82	Jackson Marcotte, te	1/0	10/1	5/0	8/0	G	G	GS	G	G	G	G	G	G	G	G	G	GS	36/3	1
20	Ryan Marquez, wr/holder		0/0	3/0	13/0	G	G	G	G	G	G	G	G	G	G	G	G	GS	28/1	1
22	Jovan Marsh, cb				RS								G	G					2/0	
30	Dawaiian McNeely, rb		RS	5/0	11/1		G	G	G	G	G	GS	G	G	G	G			26/2	
23	Caleb Merritt, wr				HS			G											1/0	
90	Gavin Meyer, nt		HS	3/1	6/0	G	G	G	G	G	G	GS	GS	GS	GS	GS	GS	GS	21/7	6
86	Nick Miles, te		HS	RS	11/0	G	G	G	G	G	G	G	G	G	G	G	G	G	23/0	
88	Colin O'Brien, te		JC	2/0	12/2					G	G	G	G	GS	G	GS	G		22/4	
44	Oluwaseyi Omotosho, de		RS	3/0		G	G	G	G	G	G	G	G	G	G	G	G	G	15/0	
6	Andrew Peasley, qb	RS	USU	USU	USU	GS	GS	GS	GS	GS	GS	GS	GS	GS	GS	GS	GS	GS	11/11	1
83	Will Pelissier, wr		HS	RS	11/0	G	G	G	G	G				G	G	G	G	G	20/0	
29	Mathew Posas, cb		HS	0/0	RS	G	G	G	G	G	G	G	G	G	G	G	G	G	12/0	
76	Emmanuel Pregnon, og		HS	RS	1/0	GS	GS	GS	GS	GS	GS			GS	GS	GS	GS	GS	11/10	4
95	Caleb Robinson, nt		HS	2/0	10/2	G	G	G	G	G	G	G	G	G	G	GS	GS	GS	24/4	2
5	Jaylen Sargent, wr			HS	RS						G			G			G		3/0	
74	Forrest Scheel, ot			JC				G				G							2/0	
32	Sam Scott, lb			HS	RS	G	G	G	G	G	G	G	G	G	G	G	G	G	12/0	
33	Connor Shay, lb		HS	RS	12/0	G	G	G	G	G	G	G	G	G	G	G	G	G	24/0	
86	Braden Siders, de		HS	0/0	RS	GS	GS	GS	GS	GS	GS	GS	GS	GS	GS	GS	GS	GS	12/12	12
24	Malique Singleton, n				HS											G			1/0	
55	Kevin Sjoren, de				HS				G	G						G			4/0	
39	Clayton Stewart, p		TSU	TSU	0/0	GS	GS	GS	GS	GS	GS	GS	GS	GS	GS	GS	GS	GS	12/12	12
4	Cam Stone, cb		HS	5/0	12/0	GS	GS	GS	GS	GS	GS	GS	GS	GS	GS	G	GS		29/11	1
32	Dalton Strouss, fb			HS	RS			G											1/0	
43	Shae Suiaunoa, lb		2/0	6/0	13/0	GS	GS	GS	GS	GS	GS	GS	GS	GS	GS	GS	GS	GS	33/12	12
45	Read Sunn, lb/lb		HS	6/0	0/0	G	G	G	GS	G	G	G	G	G	G	G	G	G	18/1	
17	Evan Svoboda, qb			HS	JC														0/0	





Wyoming Participation List



2022 Player Participation and Starting History

Career					2022 Season														Career (G/GS)	Cons GS	
No.	Players	2018 (G/GS)	2019 (G/GS)	2020 (G/GS)	2021 (G/GS)	ILL	TULSA	UNC	AFA	BYU	SJSU	UNM	USU	UH	CSU	BOISE STATE	FSU	ARIZ. BOWL			
2	Titus Swen, rb		6/1	0/0	13/2	GS	GS	G	GS	GS	GS	GS	GS	GS	GS	GS	GS	GS	31/14	9	
41	Nic Talich, lb			HS	RS		G	G	G				G	G	G		G		7/0		
6	Kolbey Taylor, cb			HS	RS			G		G	G	G	G	G		G	G		8/0		
77	Nofoafia Tulafono, og	HS		RS	12/0	GS	GS	GS	GS	GS	GS	GS	GS	GS	GS	GS	GS	GS	24/12	12	
79	Jack Walsh, og			HS	RS	G	G	G	G	G	G	GS	GS	G	G	G	G		12/2		
65	Zach Watts, og	3/3	4/3	2/1	13/1	GS	GS	GS	GS	GS	GS	GS	GS	GS	GS	GS	GS	GS	34/20	12	
81	Treyton Welch, te HS	8/1	6/5	12/11		GS	GS	GS	GS	GS	GS	GS	GS	GS	GS	GS	GS	GS	37/28		
42	Isaac White, fs		HS	RS	13/4	GS	GS	GS	GS	GS	GS	GS	GS	GS	GS	GS	GS		25/16	15	
11	Wyatt Wieland, wr RS	13/1	0/0		13/1	G	G	G	GS	G	G	G	GS	G	G	G	GS	GS	38/5	1	
91	Jaden Williams, dt				HS											G	G		1/0		
14	Miles Williams, ss 6/0	13/0	6/0	7/0		GS	GS	G	G	G	G	G	G	G	G	G	G		44/2		
34	Tommy Wroblewski, ss			HS	13/0								G	G	G	G			17/0		
52	Carson York, ls				HS	G	G	G	G	G	G	G	G	G	G	G	G	G	12/0		
58	Micah Young, lb			HS	RS	G	G	G	G	G	G	G	G	G	G	G	G		12/0		
RS - Redshirted																					
G - Indicates number of games played that season.																					
GS- Indicates number of games started that season.																					
Cons. GS - Indicates <u>current</u> streaks of consecutive games started																					

RS - Redshirted

G - Indicates number of games played that season.

GS- Indicates number of games started that season.

Cons. GS - Indicates current streaks of consecutive games started

Game-by-Game Starters

Offensive Game-by-Game Starters

Game	QB	RB	FB (RB, TE, WR)	WR	WR (FB, TE)	TE (WR, RB)	LT	LG	C	RG	RT
at Illinois	Peasley	Swen	Driskill (FB)	Cobbs	A. Brown (WR)	Welch (TE)	Abojei	Watts	Tulafono	Pregnon	Crum
TULSA	Peasley	Swen	Christensen (FB)	Cobbs	A. Brown (WR)	Welch (TE)	Abojei	Watts	Tulafono	Pregnon	Crum
N. COLORADO	Peasley	Braasch	Christensen (FB)	Cobbs	Marcotte (TE)	Welch (TE)	Abojei	Watts	Tulafono	Pregnon	Crum
AIR FORCE	Peasley	Swen	Wieland (WR)	Cobbs	A. Brown (WR)	Welch (TE)	Abojei	Watts	Tulafono	Pregnon	Barnett
at BYU	Peasley	Swen	Driskill (FB)	Cobbs	A. Brown (WR)	Welch (TE)	Abojei	Watts	Tulafono	Pregnon	Crum
SAN JOSE STATE	Peasley	Swen	Driskill (FB)	Cobbs	A. Brown (WR)	Welch (TE)	Abojei	Watts	Tulafono	Pregnon	Crum
at New Mexico	Peasley	Swen	McNeely (RB)	Cobbs	A. Brown (WR)	Welch (TE)	Abojei	Watts	Tulafono	Walsh	Crum
UTAH STATE	Peasley	Swen	Wieland (WR)	Cobbs	A. Brown (WR)	Welch (TE)	Abojei	Watts	Tulafono	Walsh	Crum
at Hawai'i	Peasley	Swen	Christensen (FB)	Cobbs	O'Brien (TE)	Welch (TE)	Abojei	Watts	Tulafono	Pregnon	Crum
at Colorado State	Peasley	Swen	D.Q. James (RB)	Cobbs	A. Brown (WR)	Welch (TE)	Abojei	Watts	Tulafono	Pregnon	Crum
BOISE STATE	Clemons	Swen	Christensen (FB)	Cobbs	O'Brien (TE)	Welch (TE)	Abojei	Watts	Tulafono	Pregnon	Crum
at Fresno State	Peasley	Swen	Wieland (WR)	Cobbs	Marcotte (TE)	Marquez (WR)	Abojei	Watts	Tulafono	Pregnon	Crum
vs. Ohio#											

#Arizona Bowl

Defensive Game-by-Game Starters

Game	CB	FS	SS	CB	NICKEL (SAM)	LB (MIKE)	LB (WILL)	DE	DT	NT	DE
at Illinois	Stone	White	M. Williams	Hawkins	Glinton	E. Gibbs	Suiaunoa	Harris	Bertagnole	Godbout	Siders
TULSA	Stone	White	M. Williams	Hawkins	Glinton	E. Gibbs	Suiaunoa	Harris	Bertagnole	Godbout	Siders
N. COLORADO	Stone	White	Ekeler	Hawkins	Glinton	E. Gibbs	Suiaunoa	Harris	Bertagnole	Godbout	Siders
AIR FORCE	Stone	White	Glinton	Hawkins	DeMarzo (SAM)	Sunn	Suiaunoa	Harris	Bertagnole	Godbout	Siders
at BYU	Stone	White	Ekeler	Hawkins	Glinton	E. Gibbs	Suiaunoa	Harris	Bertagnole	Godbout	Siders
SAN JOSE STATE	Stone	White	Ekeler	Hawkins	Glinton	E. Gibbs	Suiaunoa	Harris	Bertagnole	Godbout	Siders
at New Mexico	Stone	White	Ekeler	Harrell	W. Brown	E. Gibbs	Suiaunoa	Harris	Bertagnole	Meyer	Siders
UTAH STATE	Stone	White	Ekeler	Harrell	W. Brown	E. Gibbs	Suiaunoa	Harris	Bertagnole	Meyer	Siders
at Hawai'i	Stone	White	Ekeler	Harrell	W. Brown	E. Gibbs	Suiaunoa	Harris	Bertagnole	Meyer	Siders
at Colorado State	Stone	White	Ekeler	Hawkins	W. Brown	E. Gibbs	Suiaunoa	Harris	Bertagnole	Meyer	Siders
BOISE STATE	Harrell	White	Ekeler	Hawkins	W. Brown	E. Gibbs	Suiaunoa	Harris	Robinson	Meyer	Siders
at Fresno State	Stone	White	Ekeler	Harrell	W. Brown	E. Gibbs	Suiaunoa	Harris	Robinson	Meyer	Siders
vs. Ohio#											

#Arizona Bowl

2022 Season Captains

Team Captains

Easton Gibbs, So., Linebacker

Cole Godbout, Jr., Nose Tackle

Andrew Peasley, Jr., Quarterback

Treyton Welch, Jr., Tight End





2022 Wyoming Roster



2022 Wyoming Alphabetical Roster

No.	Name	Pos.	Ht.	Wt.	Class	Ex.	Hometown (Last School)
69	Eric Abojei	OT/OG	6-5	330	Sr.	4L	New Hope, Minn. (Robbinsdale Cooper)
25D	Mitchell Anderson	WR	5-8	182	Fr.	HS	Folsom, Calif. (Folsom)
72	Caden Barnett	OT	6-5	308	RFr.	RS	Justin, Texas (Northwest)
15	Caden Becker	QB	6-4	220	Fr.	HS	Omaha, Neb. (Skutt Catholic)
3	Gavin Beerup	WR	6-5	205	RFr.	SQ	Camarillo, Calif. (St. Bonaventure)
96	Jordan Bertagnole	DT	6-4	283	So.	2L	Casper, Wyo. (Natrona County)
57	Brady Bohlinger	DE	6-2	235	RFr.	RS	Windsor, Colo. (Windsor)
87	Akili Bonner	DE	6-4	250	So.	SQ	Carmichael, Calif. (Jesuit)
9	Alex Brown	WR	6-4	199	So.	2L	Spring, Texas (Klein Collins)
23	Wrook Brown	N	5-11	185	RFr.	RS	Salado, Texas (Salado)
80	Parker Christensen	FB/TE	6-2	235	So.	2L	Sheridan, Wyo. (Sheridan)
12	Jayden Clemons	QB	6-1	208	RSo.	RS	Lehi, Utah (Utah)
24D	Charlie Coenen	WR	6-0	185	Fr.	HS	Chanhassen, Minn. (Chanhassen)
19	Caleb Cooley	WR	5-7	171	Jr.	1L	Chico, Calif. (Butte C.C., Calif.)
8	Buck Coors	N	5-11	187	RFr.	RS	Loveland, Colo. (Resurrection Christian)
99	Keelan Cox	DE	6-5	240	So.	TR	Missouri City, Texas (Alabama)
75	Frank Crum	OT	6-7	315	Jr.	3L	Laramie, Wyo. (Laramie)
25	Cole DeMarzo	LB	6-4	228	So.	TR	Hilton Head, S.C. (Michigan State)
11D	Josh Dixon	CB	5-11	170	Fr.	HS	McKinney, Texas (McKinney)
97	Ethan Drewes	DT	6-3	282	So.	SQ	Longmont, Colo. (University of Northern Colorado)
36	Caleb Driskill	FB	6-2	248	So.	1L	Gillette, Wyo. (Thunder Basin)
31	Wyett Ekeler	FS	5-11	201	So.	1L	Windsor, Colo. (Windsor)
27	Ralph Fawaz	P	6-1	195	So.	1L	Cache, Okla. (Cache)
63	Ben Florentine	NT	6-1	259	RFr.	RS	Anaheim, Calif. (Servite)
16	Gunner Gentry	WR	6-3	202	RJr.	3L	Aurora, Colo. (Grandview)
28	Easton Gibbs	LB	6-2	230	So.	2L	Temecula, Calif. (Temecula Valley)
13	Hank Gibbs	QB/Holder	6-5	237	RFr.	1L	Fayetteville, Ark. (Fayetteville)
42D	Luke Glascock	PK	5-10	185	So.	SQ	Buffalo, Wyo. (Buffalo)
94	Cole Godbout	NT	6-4	285	Jr.	3L	Hudson, Wis. (Hudson)
84	John Michael Gyllenborg	TE	6-5	237	RFr.	RS	Leawood, Kan. (Rockhurst)
5D	Deron Harrell	CB	6-2	180	RJr.	TR	Denver, Colo. (Wisconsin)
93	DeVonne Harris	DE	6-4	225	So.	2L	Big Lake, Minn. (Big Lake)
71	Carlos Harrison	OT	6-4	295	So.	1L	Carlsbad, Calif. (Carlsbad)
54	Sabastian Harsh	DE	6-3	237	So.	1L	Scottsbluff, Neb. (Scottsbluff)
49	Cayden Hawkins	LB	6-3	185	Fr.	HS	Highlands Ranch, Colo. (Valor Christian)
7D	Jakorey Hawkins	CB	5-11	189	Jr.	TR	Montgomery, Ala. (Ole Miss)
64	Kohl Herbolzheimer	OG	6-3	294	So.	SQ	Omaha, Neb. (Millard South)
89	Evan Hiremath	WR	6-0	176	Fr.	HS	La Jolla, Calif. (La Jolla Country Day School)
88D	Haegun Hoffschneider	DE	5-11	215	Fr.	HS	Parker, Colo. (Ponderosa)
21	Jeremy Hollingsworth	RB	5-9	212	So.	2L	Longmont, Colo. (Skyline)
46	John Hoyland	PK	5-10	180	So.	2L	Broomfield, Colo. (Legacy)
7	D.Q. James	RB	5-7	172	RFr.	RS	Lancaster, Texas (Lancaster)
54D	Mykel Janise	OL	6-4	265	Fr.	HS	Beaumont, Texas (West Brook)
70	Rex Johnsen	OL	6-5	270	Fr.	HS	Logan, Iowa (Logan-Magnolia)
3D	Andrew Johnson	FS	6-1	191	RFr.	RS	Cheyenne, Wyo. (Central)
31D	Max Jones	RB	6-0	185	Fr.	HS	Fort Collins, Colo. (Fort Collins)
78	Wes King	OL	6-5	275	Fr.	HS	Appleton, Wis. (Appleton North)
85	Chase Locke	WR	6-3	195	RSo.	TR	San Antonio, Texas (USC)
50	Jack Lookabaugh	OT	6-5	293	So.	SQ	Coppell, Texas (Coppell)
60	Marco Machado	C	6-4	301	Sr.	2L	Waco, Neb. (Nebraska Lutheran)
35	Kimball Madsen	FB	6-1	226	RFr.	RS	Mountain View, Wyo. (Mountain View)
82	Jackson Marcotte	TE	6-7	263	Jr.	3L	Mt. Carmel, Ill. (Mt. Carmel)
20	Ryan Marquez	WR/Holder	6-1	199	Jr.	2L	Arvada, Colo. (Pomona)
22	Jovan Marsh	CB	5-11	190	RFr.	RS	Robbins, Ill. (Marist)
50D	Tommy McEvoy	LB	6-2	213	RFr.	RS	Clarkson, Neb. (Clarkson-Leigh)
21D	Koa McIntyre	S	6-0	190	Fr.	HS	Fremont, Neb. (Archbishop Bergan Catholic)
30	Dawaiian McNeely	RB	6-2	198	So.	2L	Ceres, Calif. (Central Catholic)
23D	Caleb Merritt	WR	5-11	170	Fr.	HS	St. Louis, Mo. (John Burroughs)
90	Gavin Meyer	NT	6-4	279	So.	2L	Franklin, Wis. (Franklin)
86	Nick Miles	TE	6-5	261	So.	1L	Parker, Colo. (Chaparral)
88	Colin O'Brien	TE	6-6	241	Jr.	1L	Mission Viejo, Calif. (Saddleback C.C., Calif.)





2022 Wyoming Roster



2022 Wyoming Alphabetical Roster (Continued)

No.	Name	Pos.	Ht.	Wt.	Class	Ex.	Hometown (Last School)
6	Andrew Peasley	QB	6-2	210	Jr.	TR	La Grande, Ore. (Utah State)
83	Will Pelissier	WR	6-3	201	So.	1L	Big Horn, Wyo. (Big Horn)
29	Mathew Posas	CB	5-8	170	So.	SQ	Madera, Calif. (Madera South)
76	Emmanuel Pregnon	OG	6-6	312	RFr.	RS	Denver, Colo. (Thomas Jefferson)
26	L.J. Richardson	RB	6-1	215	Fr.	HS	Bellevue, Neb. (Bellevue West)
95	Caleb Robinson	DT	6-2	300	So.	2L	Omaha, Neb. (Burke)
57D	Luke Sandy	OL	6-2	285	Fr.	HS	Elizabeth, Colo. (Legend)
5	Jaylen Sargent	WR	6-2	187	RFr.	RS	Logan, Utah (Logan)
74	Forrest Scheel	OT	6-7	290	Fr.	JC	Cambridge, Minn. (Iowa Central C.C., Iowa)
87D	Isaac Schoenfeld	TE	6-5	220	Fr.	HS	Rock Springs, Wyo. (Rock Springs)
68	Mason Schultz	OG	6-4	282	So.	SQ	Aurora, Colo. (Grandview)
32	Sam Scott	LB	6-2	231	RFr.	RS	Omaha, Neb. (Skutt Catholic)
29D	Isaac Sell	WR	5-10	187	Fr.	HS	Laramie, Wyo. (Laramie)
33	Connor Shay	LB	6-2	227	So.	1L	Danville, Calif. (Monte Vista)
66	Ethan Shipp	OG	6-4	305	Fr.	HS	Bakersfield, Calif. (Garces Memorial)
86D	Braden Siders	DE	6-3	240	RFr.	RS	Thornton, Colo. (Ralston Valley)
24	Malique Singleton	N	6-0	170	Fr.	HS	East Anchorage, Alaska (Grandview, Colo.)
55	Kevin Sjogren	DE	6-5	210	Fr.	HS	Palisade, Colo. (Palisade)
39	Clayton Stewart	P	6-1	220	Jr.	SQ	Flower Mound, Texas (Texas State University)
32D	Dalton Strouss	FB	5-8	220	RFr.	RS	San Luis Obispo, Calif. (Mission Prep)
43	Shae Suiaunoa	LB	6-3	232	So.	2L	Houston, Texas (Clear Lake)
45	Read Sunn	LB/LS	6-2	227	RFr.	1L	Wasilla, Alaska (Christ School, N.C.)
17	Evan Svoboda	QB	6-5	240	So.	JC	Mesa, Ariz. (Snow College)
41	Nic Talich	LB	6-0	217	RFr.	RS	Cody, Wyo. (Cody)
6D	Kolbey Taylor	CB	6-2	188	RFr.	RS	Houston, Texas (Pasadena Memorial)
77	Nofoafia Tulafono	C	6-2	325	So.	2L	Victorville, Calif. (Oak Hills)
55D	JJ Uphold	OT	6-5	295	RFr.	RS	Bakersfield, Calif. (Garces Memorial)
15D	TJ Urban	S	6-1	202	Fr.	HS	Omaha, Neb. (Millard South)
47	Brent VanderVeen	LB	6-2	223	RFr.	RS	Sedro-Woolley, Wash. (Sedro-Woolley)
28D	Jordon Vaughn	RB	6-2	230	RFr.	RS	Manvel, Texas (Manvel)
79	Jack Walsh	OG	6-3	302	RFr.	RS	Palatine, Ill. (Fremd)
37	Brenndan Warady	FS	5-11	187	RFr.	RS	Rancho Santa Margarita, Calif. (Mission Viejo)
65	Zach Watts	OG	6-5	307	Sr.	3L	Windsor, Colo. (Windsor)
81	Treyton Welch	TE	6-3	242	Jr.	3L	Buffalo, Minn. (Buffalo)
40	Tyce Westland	DE	6-5	240	RFr.	RS	Pleasanton, Neb. (Pleasanton)
42	Isaac White	SS	6-1	204	So.	1L	Pottstown, Pa. (Malvern Prep)
11	Wyatt Wieland	WR	6-1	200	Jr.	2L	Colorado Springs, Colo. (Pine Creek)
91	Jaden Williams	DT	6-4	248	Fr.	HS	Inglewood, Calif. (Campbell Hall)
14	Miles Williams	SS	6-1	196	Sr.	4L	Oxnard, Calif. (Pacifica)
73	Deshawn Woods	OT	6-5	285	Fr.	HS	Omaha, Neb. (Omaha Central)
34	Tommy Wroblewski	SS/LS	6-2	203	So.	1L	Saint Paul, Neb. (Saint Paul)
52	Carson York	LS	6-1	180	Fr.	HS	McKinney, Texas (Rock Hill)
58	Micah Young	LB	6-2	210	RFr.	RS	San Antonio, Texas (Southside)

Experience Codes

1L	One-Year Letterman
2L	Two-Year Letterman
3L	Three-Year Letterman
HS	High School Player the Previous Season
JC	Junior College Player the Previous Season
RS	Redshirted Previous Season
SQ	Squad Member Previous Season But Didn't Earn Letter
TR	Transfer From Another Four-Year School





2022 Wyoming Roster



2022 Wyoming Numerical Roster

No.	Name	Pos.	Ht.	Wt.	Class	Ex.	Hometown (Last School)
3	Gavin Beerup	WR	6-5	205	RFr.	SQ	Camarillo, Calif. (St. Bonaventure)
3D	Andrew Johnson	FS	6-1	191	RFr.	RS	Cheyenne, Wyo. (Central)
5	Jaylen Sargent	WR	6-2	187	RFr.	RS	Logan, Utah (Logan)
5D	Deron Harrell	CB	6-2	180	RJr.	TR	Denver, Colo. (Wisconsin)
6	Andrew Peasley	QB	6-2	210	Jr.	TR	La Grande, Ore. (Utah State)
6D	Kolbey Taylor	CB	6-2	188	RFr.	RS	Houston, Texas (Pasadena Memorial)
7	D.Q. James	RB	5-7	172	RFr.	RS	Lancaster, Texas (Lancaster)
7D	Jakorey Hawkins	CB	5-11	189	Jr.	TR	Montgomery, Ala. (Ole Miss)
8	Buck Coors	N	5-11	187	RFr.	RS	Loveland, Colo. (Resurrection Christian)
9	Alex Brown	WR	6-4	199	So.	2L	Spring, Texas (Klein Collins)
11	Wyatt Wieland	WR	6-1	200	Jr.	2L	Colorado Springs, Colo. (Pine Creek)
11D	Josh Dixon	CB	5-11	170	Fr.	HS	McKinney, Texas (McKinney)
12	Jayden Clemons	QB	6-1	208	RSo.	RS	Lehi, Utah (Utah)
13	Hank Gibbs	QB/Holder	6-5	237	RFr.	1L	Fayetteville, Ark. (Fayetteville)
14	Miles Williams	SS	6-1	196	Sr.	4L	Oxnard, Calif. (Pacifica)
15	Caden Becker	QB	6-4	220	Fr.	HS	Omaha, Neb. (Skutt Catholic)
15D	TJ Urban	S	6-1	202	Fr.	HS	Omaha, Neb. (Millard South)
16	Gunner Gentry	WR	6-3	202	RJr.	3L	Aurora, Colo. (Grandview)
17	Evan Svoboda	QB	6-5	240	So.	JC	Mesa, Ariz. (Snow College)
19	Caleb Cooley	WR	5-7	171	Jr.	1L	Chico, Calif. (Butte C.C., Calif.)
20	Ryan Marquez	WR/Holder	6-1	199	Jr.	2L	Arvada, Colo. (Pomona)
21	Jeremy Hollingsworth	RB	5-9	212	So.	2L	Longmont, Colo. (Skyline)
21D	Koa McIntyre	S	6-0	190	Fr.	HS	Fremont, Neb. (Archbishop Bergan Catholic)
22	Jovan Marsh	CB	5-11	190	RFr.	RS	Robbins, Ill. (Marist)
23	Wrook Brown	N	5-11	185	RFr.	RS	Salado, Texas (Salado)
23D	Caleb Merritt	WR	5-11	170	Fr.	HS	St. Louis, Mo. (John Burroughs)
24	Malique Singleton	N	6-0	170	Fr.	HS	East Anchorage, Alaska (Grandview, Colo.)
24D	Charlie Coenen	WR	6-0	185	Fr.	HS	Chanhassen, Minn. (Chanhassen)
25	Cole DeMarzo	LB	6-4	228	So.	TR	Hilton Head, S.C. (Michigan State)
25D	Mitchell Anderson	WR	5-8	182	Fr.	HS	Folsom, Calif. (Folsom)
26	L.J. Richardson	RB	6-1	215	Fr.	HS	Bellevue, Neb. (Bellevue West)
27	Ralph Fawaz	P	6-1	195	So.	1L	Cache, Okla. (Cache)
28	Easton Gibbs	LB	6-2	230	So.	2L	Temecula, Calif. (Temecula Valley)
28D	Jordon Vaughn	RB	6-2	230	RFr.	RS	Manvel, Texas (Manvel)
29	Mathew Posas	CB	5-8	170	So.	SQ	Madera, Calif. (Madera South)
29D	Isaac Sell	WR	5-10	187	Fr.	HS	Laramie, Wyo. (Laramie)
30	Dawaiian McNeely	RB	6-2	198	So.	2L	Ceres, Calif. (Central Catholic)
31	Wyett Ekeler	FS	5-11	201	So.	1L	Windsor, Colo. (Windsor)
31D	Max Jones	RB	6-0	185	Fr.	HS	Fort Collins, Colo. (Fort Collins)
32	Sam Scott	LB	6-2	231	RFr.	RS	Omaha, Neb. (Skutt Catholic)
32D	Dalton Strouss	FB	5-8	220	RFr.	RS	San Luis Obispo, Calif. (Mission Prep)
33	Connor Shay	LB	6-2	227	So.	1L	Danville, Calif. (Monte Vista)
34	Tommy Wroblewski	SS/LS	6-2	203	So.	1L	Saint Paul, Neb. (Saint Paul)
35	Kimball Madsen	FB	6-1	226	RFr.	RS	Mountain View, Wyo. (Mountain View)
36	Caleb Driskill	FB	6-2	248	So.	1L	Gillette, Wyo. (Thunder Basin)
37	Brenndan Warady	FS	5-11	187	RFr.	RS	Rancho Santa Margarita, Calif. (Mission Viejo)
39	Clayton Stewart	P	6-1	220	Jr.	SQ	Flower Mound, Texas (Texas State University)
40	Tyce Westland	DE	6-5	240	RFr.	RS	Pleasanton, Neb. (Pleasanton)
41	Nic Talich	LB	6-0	217	RFr.	RS	Cody, Wyo. (Cody)
42	Isaac White	SS	6-1	204	So.	1L	Pottstown, Pa. (Malvern Prep)
42D	Luke Glascock	PK	5-10	185	So.	SQ	Buffalo, Wyo. (Buffalo)
43	Shae Suiaunoa	LB	6-3	232	So.	2L	Houston, Texas (Clear Lake)
45	Read Sunn	LB/LS	6-2	227	RFr.	1L	Wasilla, Alaska (Christ School, N.C.)
46	John Hoyland	PK	5-10	180	So.	2L	Broomfield, Colo. (Legacy)
47	Brent VanderVeen	LB	6-2	223	RFr.	RS	Sedro-Woolley, Wash. (Sedro-Woolley)
49	Cayden Hawkins	LB	6-3	185	Fr.	HS	Highlands Ranch, Colo. (Valor Christian)





2022 Wyoming Roster



No.	Name	Pos.	Ht.	Wt.	Class	Ex.	Hometown (Last School)
50	Jack Lookabaugh	OT	6-5	293	So.	SQ	Coppell, Texas (Coppell)
50D	Tommy McEvoy	LB	6-2	213	RFr.	RS	Clarkson, Neb. (Clarkson-Leigh)
52	Carson York	LS	6-1	180	Fr.	HS	McKinney, Texas (Rock Hill)
54	Sabastian Harsh	DE	6-3	237	So.	1L	Scottsbluff, Neb. (Scottsbluff)
54D	Mykel Janise	OL	6-4	265	Fr.	HS	Beaumont, Texas (West Brook)
55	Kevin Sjogren	DE	6-5	210	Fr.	HS	Palisade, Colo. (Palisade)
55D	JJ Uphold	OT	6-5	295	RFr.	RS	Bakersfield, Calif. (Garces Memorial)
57	Brady Bohlinger	DE	6-2	235	RFr.	RS	Windsor, Colo. (Windsor)
57D	Luke Sandy	OL	6-2	285	Fr.	HS	Elizabeth, Colo. (Legend)
58	Micah Young	LB	6-2	210	RFr.	RS	San Antonio, Texas (Southside)
60	Marco Machado	C	6-4	301	Sr.	2L	Waco, Neb. (Nebraska Lutheran)
63	Ben Florentine	NT	6-1	259	RFr.	RS	Anaheim, Calif. (Servite)
64	Kohl Herbolzheimer	OG	6-3	294	So.	SQ	Omaha, Neb. (Millard South)
65	Zach Watts	OG	6-5	307	Sr.	3L	Windsor, Colo. (Windsor)
66	Ethan Shipp	OG	6-4	305	Fr.	HS	Bakersfield, Calif. (Garces Memorial)
68	Mason Schultz	OG	6-4	282	So.	SQ	Aurora, Colo. (Grandview)
69	Eric Abojei	OT/OG	6-5	330	Sr.	4L	New Hope, Minn. (Robbinsdale Cooper)
70	Rex Johnsen	OL	6-5	270	Fr.	HS	Logan, Iowa (Logan-Magnolia)
71	Carlos Harrison	OT	6-4	295	So.	1L	Carlsbad, Calif. (Carlsbad)
72	Caden Barnett	OT	6-5	308	RFr.	RS	Justin, Texas (Northwest)
73	Deshawn Woods	OT	6-5	285	Fr.	HS	Omaha, Neb. (Omaha Central)
74	Forrest Scheel	OT	6-7	290	Fr.	JC	Cambridge, Minn. (Iowa Central C.C., Iowa)
75	Frank Crum	OT	6-7	315	Jr.	3L	Laramie, Wyo. (Laramie)
76	Emmanuel Pregnon	OG	6-6	312	RFr.	RS	Denver, Colo. (Thomas Jefferson)
77	Nofoafia Tulafono	C	6-2	325	So.	2L	Victorville, Calif. (Oak Hills)
78	Wes King	OL	6-5	275	Fr.	HS	Appleton, Wis. (Appleton North)
79	Jack Walsh	OG	6-3	302	RFr.	RS	Palatine, Ill. (Fremd)
80	Parker Christensen	FB/TE	6-2	235	So.	2L	Sheridan, Wyo. (Sheridan)
81	Treyton Welch	TE	6-3	242	Jr.	3L	Buffalo, Minn. (Buffalo)
82	Jackson Marcotte	TE	6-7	263	Jr.	3L	Mt. Carmel, Ill. (Mt. Carmel)
83	Will Pelissier	WR	6-3	201	So.	1L	Big Horn, Wyo. (Big Horn)
84	John Michael Gyllenborg	TE	6-5	237	RFr.	RS	Leawood, Kan. (Rockhurst)
85	Chase Locke	WR	6-3	195	RSo.	TR	San Antonio, Texas (USC)
86	Nick Miles	TE	6-5	261	So.	1L	Parker, Colo. (Chaparral)
86D	Braden Siders	DE	6-3	240	RFr.	RS	Thornton, Colo. (Ralston Valley)
87	Akili Bonner	DE	6-4	250	So.	SQ	Carmichael, Calif. (Jesuit)
87D	Isaac Schoenfeld	TE	6-5	220	Fr.	HS	Rock Springs, Wyo. (Rock Springs)
88	Colin O'Brien	TE	6-6	241	Jr.	1L	Mission Viejo, Calif. (Saddleback C.C., Calif.)
88D	Haegun Hoffschneider	DE	5-11	215	Fr.	HS	Parker, Colo. (Ponderosa)
89	Evan Hiremath	WR	6-0	176	Fr.	HS	La Jolla, Calif. (La Jolla Country Day School)
90	Gavin Meyer	NT	6-4	279	So.	2L	Franklin, Wis. (Franklin)
91	Jaden Williams	DT	6-4	248	Fr.	HS	Inglewood, Calif. (Campbell Hall)
93	DeVonne Harris	DE	6-4	225	So.	2L	Big Lake, Minn. (Big Lake)
94	Cole Godbout	NT	6-4	285	Jr.	3L	Hudson, Wis. (Hudson)
95	Caleb Robinson	DT	6-2	300	So.	2L	Omaha, Neb. (Burke)
96	Jordan Bertagnole	DT	6-4	283	So.	2L	Casper, Wyo. (Natrona County)
97	Ethan Drewes	DT	6-3	282	So.	SQ	Longmont, Colo. (University of Northern Colorado)
99	Keelan Cox	DE	6-5	240	So.	TR	Missouri City, Texas (Alabama)

Pronunciation Guide

Player	Pronunciation
Eric Abojei	uh-BO-jay
Jordan Bertagnole	burt-uh-NO-lee
Akili Bonner	uh-KEEL-ee
Keelan Cox	KEE-lun
Ralph Fawaz	fuh-WAZ (Rhymes with PAUSE)
Cole Godbout	GOOD- bo (Bo rhymes with No)
John Michael Gyllenborg	GILL-un-borg (GILL not JILL)
Deron Harrell	(DUR-on, HAIR-ul)
DeVonne Harris	(duh-VONN)
Kohl Herbolzheimer	(HERB-ul-shime-ur)
Jackson Marcotte	MAR-cott

Player	Pronunciation
Ryan Marquez	MAR-cus
Dawaiian McNeely	duh-WHY-un (Rhymes with Hawaiian)
Will Pelissier	pell-uh-SEAR (Rhymes with DEAR)
Forrest Scheel	(Rhymes with FEEL)
Kevin Sjogren	SHOE-green (Like a shoe you wear)
Shae Suiaunoa	SUE-ee-ow-noah (Ow Rhymes with Wow)
Nofoafia Tulafono	nuh-fo-FEE-hu, two-luh-PHONO
Jordon Vaughn	jor-DON (Not Jordan)
Brenndan Warady	WORE-uh-dee (Rhymes with MORE)
Wyatt Wieland	WEE-lund
Tommy Wroblewski	rube-uh-LESS-kee (Rhymes with cube)





COWBOY BIOS



2022: Abojei (uh-BO-Jay) started all 12 games during the regular season ... he was named Wyoming's Offensive Lineman of the Week after his performance against Utah State where he logged an 85 percent grade with six knockdown blocks ... Abojei surrendered just one sack all season ... he helped pave the way for a Wyoming rushing attack that accumulated 2,253 yards, which ranked 37th in the nation and second in the Mountain West Conference ... Abojei and the offensive line played a large role in the Cowboys rushing for 187.8 yards per game ... the Cowboys also boasted more than 275 yards rushing in a single game on three different occasions ... Abojei and the offensive line unit also ranked second in the league and 23rd in the country in fewest tackles for loss, allowing just 4.33 per contest ... in addition, the offensive line checked in at No. 3 in the conference and No. 25 in the nation, giving up only 1.25 sacks per game.

ERIC ABOJEI CAREER STATISTICS

Games Played: 44 (12 in 22, 9 in 21, 6 in 20, 6 in 19, 12 in 18)

Games Started: 36 (12 in 22, 9 in 21, 6 in 20, 6 in 19, 5 in 18)



2022: Bertagnole (burt-uh-NO-Lee) started the first 10 games of the regular season, missing the final two contests with injury ... he accumulated 49 total tackles ... Bertagnole posted the second-highest sack total on the team with 5.5 and third in tackles for loss at 7.5 ... he ranked sixth in the Mountain West Conference among defensive lineman with 4.45 tackles per game ... Bertagnole also had two forced fumbles and three quarterback hurries ... he boasted six games with five or more tackles with a high-water mark being nine against Utah State ... Bertagnole was a member of a defensive line unit that ranked second in the conference and 21st in the nation with 2.82 sacks per game.

Date	Opponent	Tackles				Sacks no-yds	Fumble ff fr-yds	Pass Defense			bikd kick	PAT Attempts			off		
		ua	a	total	tfl-yds			int-yds	qbh	brup		kick	kick	rush	rcv	saf	tlo
Aug 27	at Illinois	2	1	3	0.0-1	0.0-0	0	0-0	0-0	0	0	0-0	0	0	0	-	0
Sep 03	TULSA	3	2	5	0.0-28	0.0-0	1	0-0	0-0	0	0	0-0	0	0	0	-	0
Sep 10	NORTHERN COLO.	1	0	1	0.0-0	0.0-0	0	0-0	0-0	0	0	0-0	0	0	0	-	0
Sep 16	AIR FORCE	1	5	6	0.0-0	0.0-0	0	0-0	0-0	0	0	0-0	0	0	0	-	0
Sep 24	at BYU	5	2	7	0.0-0	0.0-0	0	0-0	0-0	1	0	0-0	0	0	0	-	0
Oct 01	SAN JOSE ST.	4	1	5	0.0-10	0.0-0	1	0-0	0-0	2	0	0-0	0	0	0	-	0
Oct 08	at New Mexico	1	2	3	0.0-0	0.0-0	0	0-0	0-0	0	0	0-0	0	0	0	-	0
Oct 22	UTAH ST.	4	5	9	0.0-4	0.0-0	0	0-0	0-0	0	0	0-0	0	0	0	-	0
Oct 29	at Hawaii	2	1	3	0.0-0	0.0-0	0	0-0	0-0	0	0	0-0	0	0	0	-	0
Nov 12	at Colorado St.	1	6	7	0.0-16	0.0-0	0	0-0	0-0	0	0	0-0	0	0	0	-	0
Nov 19	BOISE ST.	0	0	0	0.0-0	0.0-0	0	0-0	0-0	1	0	0-0	0	0	0	-	0
		24	25	49	0.0-59	0.0-0	2	0-0	0-0	4	0	0-0	0	0	0	-	0

JORDAN BERTAGNOLE CAREER STATISTICS

YEAR	G	UT	AT	TT	SACKS/ YDS	TFL/ YDS	FF	FR/ YDS	PBU	INT/ YDS
2020	6	10	21	31	2.5/16	6.5/24	0	1/0	0	0/0
2021	13	20	18	38	0.5/1	3.5/11	1	1/0	0	0/0
2022	10	24	25	49	5.5/57	7.5/59	2	0/0	0	0/0
Totals	29	54	64	118	8.5/74	17.5/94	3	2/0	0	0/0

Single-game career highs

Solo: 5 (at BYU, 2022)

Total tackles: 9 (vs Utah State, 2022)

Sacks: 2.0 (at Colorado State, 2022)

Assisted: 8 (Colorado State, 2020)

Tackle For Loss: 2.5 (Hawaii'i, 2020)

2022: Barnett appeared in 11 games with one start during the regular season ... he helped pave the way for a Wyoming rushing attack that accumulated 2,253 yards, which ranked 37th in the FBS and second in the Mountain West Conference ... Barnett and the offensive line played a large role in the Cowboys rushing for 187.8 yards per game ... the Cowboys also boasted more than 275 yards rushing in a single game on three different occasions ... Barnett and the offensive line unit also ranked second in the league and 23rd in the country in fewest tackles for loss, allowing just 4.33 per contest ... in addition, the offensive line checked in at No. 3 in the conference and No. 25 in the nation, giving up only 1.25 sacks per game.

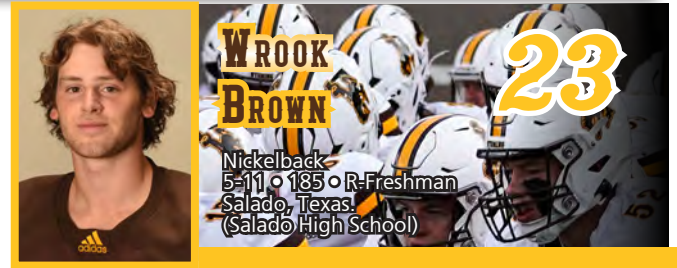
CADEN BARNETT CAREER STATISTICS

Games Played: 11 (11 in 2022)

Games Started: 1 (1 in 2022)



COWBOY BIOS



2022: Brown made 11 appearances with eight starts during the regular season, missing the final game with injury ... he reeled in three catches for 31 yards with one touchdown ... Brown's one score was a go-ahead 32-yard touchdown catch in the 14-13 victory at Colorado State.

2022: Brown appeared in all 12 regular-season games with six starts in the final six games ... he recorded 31 total tackles with 0.5 tackles for loss and two pass break-ups ... Brown logged a season-high 10 tackles at New Mexico, while having five other games with at least three tackles.

Date	Opponent	Rushing			Receiving			Passing			Kick Returns			Punt Returns			all
		no.	yds	td	no.	yds	td	cmp	att	int	no.	yds	td	no.	yds	td	
Aug 27	at Illinois	0	0	0	0	0	0	0	0	0	0	0	0	0	0	0	0
Sep 10	NORTHERN COLO.	0	0	0	1	4	0	0	0	0	0	0	0	0	0	0	4
Sep 16	AIR FORCE	0	0	0	1	5	0	0	0	0	0	0	0	0	0	0	5
Sep 24	at BYU	0	0	0	0	0	0	0	0	0	0	0	0	0	0	0	0
Oct 01	SAN JOSE ST.	0	0	0	0	0	0	0	0	0	0	0	0	0	0	0	0
Oct 08	at New Mexico	0	0	0	0	0	0	0	0	0	0	0	0	0	0	0	0
Oct 22	UTAH ST.	0	0	0	0	0	0	0	0	0	0	0	0	0	0	0	0
Oct 29	at Hawaii	0	0	0	0	0	0	0	0	0	0	0	0	0	0	0	0
Nov 12	at Colorado St.	0	0	0	1	32	1	0	0	0	0	0	0	0	0	0	32
Nov 19	BOISE ST.	0	0	0	0	0	0	0	0	0	0	0	0	0	0	0	0
Totals		0	0	0	3	41	1	0	0	0	0	0	0	0	0	0	41

ALEX BROWN CAREER STATISTICS RECEIVING

YEAR	G	REC	YARDS	AVG REC	AVG GAME	TDS	LONG
2019	3	0	0	0	0	0	0
2020	3	0	0	0	0	0	0
2021	9	3	33	11.0	3.7	0	19
2022	11	3	41	13.7	3.7	1	32
Totals	26	6	74	12.3	2.8	1	32

Single-game career highs

Catches: 1 last (at Colorado St., 2022) Yards: 32 (Colorado State, 2022)
Touchdowns: 1 (at Colorado St., 2022)

Date	Opponent	Tackles			Sacks	Fumble	Pass Defense			blk/d	PAT Attempts		off		
		ua	a	total			int-yds	qbh	brup		kick	rush	rec	saf	pts
Aug 27	at Illinois	1	4	5	0.0-0	0	0-0	0	0	0	0	0	0	0	0
Sep 03	TULSA	0	0	0	0.0-0	0	0-0	0	0	0	0	0	0	0	0
Sep 10	NORTHERN COLO.	0	1	1	0.0-0	0	0-0	0	0	0	0	0	0	0	0
Sep 16	AIR FORCE	0	0	0	0.0-0	0	0-0	0	0	0	0	0	0	0	0
Sep 24	at BYU	0	0	0	0.0-0	0	0-0	0	0	0	0	0	0	0	0
Oct 01	SAN JOSE ST.	1	0	1	0.0-0	0	0-0	0	0	0	0	0	0	0	0
Oct 08	at New Mexico	7	3	10	0.0-1	0	0-0	0	0	0	0	0	0	0	0
Oct 22	UTAH ST.	2	1	3	0.0-0	0	0-0	0	0	0	0	0	0	0	0
Oct 29	at Hawaii	3	0	3	0.0-0	0	0-0	0	0	0	0	0	0	0	0
Nov 12	at Colorado St.	0	1	1	0.0-0	0	0-0	0	0	0	0	0	0	0	0
Nov 19	BOISE ST.	2	2	4	0.0-0	0	0-0	0	0	0	0	0	0	0	0
Nov 25	at Fresno State	3	0	3	0.0-0	0	0-0	0	0	0	0	0	0	0	0
Totals		19	12	31	0.0-1	0	0-0	0	0	2	0	0	0	0	0

WROOK BROWN CAREER STATISTICS

YEAR	G	UT	AT	TT	SACKS/	TFL/	FR/	INT/
					YDS	YDS	FF	YDS
2022	12	19	12	31	0/0	0.5/1	0	0/0
Totals	12	19	12	31	0/0	0.5/1	0	0/0

Single-game career highs

Solo: 7 (at New Mexico, 2022) Assisted: 4 (at Illinois, 2022)
Total tackles: 10 (at New Mexico, 2022)



COWBOY BIOS



2022: Christensen made 11 appearances with four starts during the regular season, missing the final game with injury ... he registered nine catches – good enough for third on the team – for 169 yards with one touchdown ... the score against San Jose State was the first of Christensen's career ... he hauled in four catches for 45 yards against Tulsa and followed that up with five catches for 31 yards against Northern Colorado ... Christensen also had three tackles as a member of special teams.

Date	Opponent	Rushing				Receiving				Passing				Kick Returns				Punt Returns				all purp		
		no.	yds	td	lg	no.	yds	td	lg	cmp	att	int	yds	td	lg	no.	yds	td	lg	no.	yds		td	lg
Aug 27	at Illinois	0	0	0	0	0	0	0	0	0-0-0	0	0	0	0	0	0	0	0	0	0	0	0	0	0
Sep 03	TULSA	0	0	0	0	4	45	0	17	0-0-0	0	0	0	0	0	0	0	0	0	0	0	0	0	45
Sep 10	NORTHERN COLO.	0	0	0	0	5	31	0	12	0-0-0	0	0	0	0	0	0	0	0	0	0	0	0	0	31
Sep 16	AIR FORCE	0	0	0	0	2	30	0	29	0-0-0	0	0	0	0	0	0	0	0	0	0	0	0	0	30
Sep 24	at BYU	0	0	0	0	1	7	0	7	0-0-0	0	0	0	0	0	0	0	0	0	0	0	0	0	7
Oct 01	SAN JOSE ST.	0	0	0	0	2	16	1	13	0-0-0	0	0	0	0	0	0	0	0	0	0	0	0	0	16
Oct 08	at New Mexico	0	0	0	0	1	8	0	8	0-0-0	0	0	0	0	0	0	0	0	0	0	0	0	0	8
Oct 22	UTAH ST.	0	0	0	0	0	0	0	0	0-0-0	0	0	0	0	0	0	0	0	0	0	0	0	0	0
Oct 29	at Hawaii	0	0	0	0	0	0	0	0	0-0-0	0	0	0	0	0	0	0	0	0	0	0	0	0	0
Nov 12	at Colorado St.	0	0	0	0	4	32	0	18	0-0-0	0	0	0	0	0	0	0	0	0	0	0	0	0	32
Nov 19	BOISE ST.	0	0	0	0	0	0	0	0	0-0-0	0	0	0	0	0	0	0	0	0	0	0	0	0	0
Totals		0	0	0	0	19	169	1	29	0-0-0	0	0	0	0	0	0	0	0	0	0	0	0	0	169

PARKER CHRISTENSEN CAREER STATISTICS

YEAR	G	RECEIVING			GAME	TDS	LONG
		REC	YARDS	AVG			
2020	6	2	28	14.0	4.7	0	21
2021	13	13	127	9.8	9.8	0	16
2022	11	19	169	8.9	15.4	1	29
Totals	30	34	324	9.5	10.8	1	29

Single-game Rushing career highs

Yards: 5 (New Mexico, 2020)
Long rush: 5 (New Mexico, 2020)

Single-game Receiving career highs

Receiving Yards: 45 (vs. Tulsa, 2022) Catches: 5 (vs Northern Colorado, 2022)

2022: Clemons held down the backup quarterback role, appearing in three games with one start ... he entered the game against Colorado State during the first half and ushered a comeback 14-13 victory ... in that game he went 7-for-11 for 90 yards and one touchdown and ran it five times for 31 yards with one score.

		Rushing				Receiving				Passing				Kick Returns				Punt Returns				all		
Date	Opponent	no.	yds	td	lg	no.	yds	td	lg	cmp	att	int	yds	td	lg	no.	yds	td	lg	no.	yds	td	lg	purs
Sep 10	NORTHERN COLO.	0	0	0	0	0	0	0	0	0-0-0	0	0	0	0	0	0	0	0	0	0	0	0	0	0
Oct 01	SAN JOSE ST.	1	0	0	0	0	0	0	0	2-2-0	25	0	25	0	0	0	0	0	0	0	0	0	0	0
Nov 12	at Colorado St.	5	32	1	14	0	0	0	0	7-11-0	90	1	32	0	0	0	0	0	0	0	0	0	0	32
Nov 19	BOISE ST.	7	26	0	9	0	0	0	0	3-16-3	30	0	17	0	0	0	0	0	0	0	0	0	0	26
Totals		13	58	1	14	0	0	0	0	12-29-3	145	1	32	0	0	0	0	0	0	0	0	0	0	58

JAYDEN CLEMONS CAREER STATISTICS

OFFENSE									
YEAR	G	PASS EFF.	COMP. /ATT.	COMP. %	PASSPASS YARDS	TD INTS	RUSH YARDS	TOTAL OFF	
2022	4	74.1	12=29	41.4	145	1/3	58	203	
Totals	4	74.1	12=29	41.4	145	1/3	58	203	

Single-game career highs

Completions: 7 (at Colorado State, 2022) Attempts: 16 (Boise State, 2022)
Passing Yards: 90 (at Colorado State, 2022)
Long Completion: 32 (at Colorado State, 2022) Rushing Attempts: 7 (Boise State, 2022)
Rushing Yards: 32 (at Colorado State, 2022) Long Rush: 14 (at Colorado State, 2022)



COWBOY BIOS



2022: Coors made three appearances toward the end of the regular season due to injury ... he recorded two total tackles.

Date	Opponent	Tackles				Sacks no-yds	Fumble ff fr-yds	Pass Defense			blkd kick	PAT Attempts				off	
		ua	a	total	ttl-yds			int-yds	qbh	brup		kick	kick	rush	rcv	saft	pts
Oct 29	at Hawaii	1	0	1	0.0-0	0.0-0	0	0-0	0	0	0	0	0-0	0	0	-	0
Nov 12	at Colorado St.	0	0	0	0.0-0	0.0-0	0	0-0	0	0	0	0	0-0	0	0	-	0
Nov 19	BOISE ST.	0	0	0	0.0-0	0.0-0	0	0-0	0	0	0	0	0-0	0	0	-	0
Nov 25	at Fresno State	0	1	1	0.0-0	0.0-0	0	0-0	0	0	0	0	0-0	0	0	-	0
Totals		1	1	2	0.0-0	0.0-0	0	0-0	0	0	0	0	0-0	0	0	-	0

BUCK COORS CAREER STATISTICS

YEAR	G	UT	AT	TT	SACKS/ YDS	TFL/ YDS	FF	FR/ YDS	PBU	INT/ YDS
2021	3	0	0	0	0/0	0/0	0	0/0	0	0/0
2022	3	1	1	2	0/0	0/0	0	0/0	0	0/0
Totals	6	1	1	2	0/0	0/0	0	0/0	0	0/0

2022: Crum started 11 games during the regular season, missing one contest due to injury ... he was Wyoming's highest-rated offensive lineman in 2022, posting an overall grade of over 80 percent ... Crum only allowed one sack and logged multiple games with six-plus knockdown blocks ... he helped pave the way for a Wyoming rushing attack that accumulated 2,253 yards, which ranked 37th in the FBS and second in the Mountain West Conference ... Crum and the offensive line played a large role in the Cowboys rushing for 187.8 yards per game ... the Cowboys also boasted more than 275 yards rushing in a single game on three different occasions ... Crum and the offensive line unit also ranked second in the league and 23rd in the country in fewest tackles for loss, allowing just 4.33 per contest ... in addition, the offensive line checked in at No. 3 in the conference and No. 25 in the nation, giving up only 1.25 sacks per game.

FRANK CRUM CAREER STATISTICS

Games Played: 41 (11 in 2022, 13 in 2021, 6 in 2020, 11 in 2019)

Games Started: 34 (11 in 2022, 13 in 2021, 6 in 2020, 5 in 2019)



COWBOY BIOS



2021: DeMarzo appeared in all 12 games with one start during the regular season ... he registered 22 total tackles with 0.5 tackles for loss ... DeMarzo had a season-high five tackles at Illinois, while logging three or more tackles in three other contests.

Date	Opponent	Tackles				Sacks no-yds	Fumble ff fr-yds	Pass Defense				bkd kick	PAT Attempts				off		
		ua	a	total	tfl-yds			int-yds	qbh	brup	kick		kick	rush	rcv	saf	tlo	pts	
Aug 27	at Illinois	3	2	5	0.0-0	0.0-0	0	0-0	0-0	0	0	0	0-0	0	0	0	-	0	
Sep 03	TULSA	0	2	2	0.0-0	0.0-0	0	0-0	0-0	0	0	0	0-0	0	0	0	-	0	
Sep 10	NORTHERN COLO.	0	1	1	0.0-0	0.0-0	0	0-0	0-0	0	0	0	0-0	0	0	0	-	0	
Sep 16	AIR FORCE	1	1	2	0.0-1	0.0-0	0	0-0	0-0	0	0	0	0-0	0	0	0	-	0	
Sep 24	at BYU	0	0	0	0.0-0	0.0-0	0	0-0	0-0	0	0	0	0-0	0	0	0	-	0	
Oct 01	SAN JOSE ST.	1	2	3	0.0-0	0.0-0	0	0-0	0-0	0	0	0	0-0	0	0	0	-	0	
Oct 08	at New Mexico	0	0	0	0.0-0	0.0-0	0	0-0	0-0	0	0	0	0-0	0	0	0	-	0	
Oct 22	UTAH ST.	0	0	0	0.0-0	0.0-0	0	0-0	0-0	0	0	0	0-0	0	0	0	-	0	
Oct 29	at Hawaii	0	0	0	0.0-0	0.0-0	0	0-0	0-0	0	0	0	0-0	0	0	0	-	0	
Nov 12	at Colorado St.	1	2	3	0.0-0	0.0-0	0	0-0	0-0	0	0	0	0-0	0	0	0	-	0	
Nov 19	BOISE ST.	1	1	2	0.0-0	0.0-0	0	0-0	0-0	0	0	0	0-0	0	0	0	-	0	
Nov 25	at Fresno State	0	4	4	0.0-0	0.0-0	0	0-0	0-0	0	0	0	0-0	0	0	0	-	0	
Totals		7	15	22	0.0-1	0.0-0	0	0-0	0-0	0	0	0	0-0	0	0	0	-	0	

COLE DEMARZO CAREER STATISTICS

YEAR	G	UT	AT	TT	SACKS/ YDS	TFL/ YDS	FF	FR/ YDS	PBU	INT/ YDS
2022	12	7	15	22	0/0	0.5/1	0	0/0	0	0/0
Totals	12	7	15	22	0/0	0.5/1	0	0/0	0	0/0

Single-game career highs

Solo: 3 (at Illinois, 2022)

Assisted: 4 (at Fresno State, 2022)

Total tackles: 5 (at Illinois, 2022)

Tackle For Loss: 0.5 (vs Air Force, 2022)

2022: Drewes appeared in five games during the regular season ... he did not record a tackle.

		Tackles				Sacks	Fumble	Pass Defense				bld	PAT Attempts				off		
Date	Opponent	ua	a	total	tfl-yds	no-yds	ff	fr-yds	int-yds	qbh	brup	kick	kick	rush	rcv	saf	tlo	pts	
Aug 27	at Illinois	0	0	0	0.0-0	0.0-0	0	0-0	0-0	0	0	0	0-0	0	0	0	-	0	
Sep 10	NORTHERN COLO.	0	0	0	0.0-0	0.0-0	0	0-0	0-0	0	0	0	0-0	0	0	0	-	0	
Oct 29	at Hawaii	0	0	0	0.0-0	0.0-0	0	0-0	0-0	0	0	0	0-0	0	0	0	-	0	
Nov 19	BOISE ST.	0	0	0	0.0-0	0.0-0	0	0-0	0-0	0	0	0	0-0	0	0	0	-	0	
Nov 25	at Fresno State	0	0	0	0.0-0	0.0-0	0	0-0	0-0	0	0	0	0-0	0	0	0	-	0	
		0	0	0	0.0-0	0.0-0	0	0-0	0-0	0	0	0	0-0	0	0	0	-	0	

ETHAN DREWES CAREER STATISTICS

YEAR	G	UT	AT	TT	SACKS/ YDS	TFL/ YDS	FF	FR/ YDS	PBU	INT/ YDS
2022	5	0	0	0	0/0	0/0	0	0/0	0	0/0
Totals	5	0	0	0	0/0	0/0	0	0/0	0	0/0





COWBOY BIOS



2022: Driskell started all 12 games during the regular season ... he helped pave the way for a Wyoming rushing attack that accumulated 2,253 yards, which ranked 37th in the nation and second in the Mountain West Conference ... Driskell and the offensive line played a large role in the Cowboys rushing for 187.8 yards per game ... the Cowboys also boasted more than 275 yards rushing in a single game on three different occasions ... Driskell also had six tackles as a member of special teams.

2022: Ekeler appeared in all 12 games during the regular season with nine starts ... he ranked third on the team with 64 total tackles and one tackle for loss ... Ekeler also boasted one interception, one fumble recovery, five pass break-ups and four quarterback hurries ... he registered a season-high 12 tackles against Boise State, while having seven other games with at least five tackles.

Date	Opponent	Rushing			Receiving			Passing			Kick Returns			Punt Returns			all
		no.	yds	td	no.	yds	td	cmp	att	int	no.	yds	td	no.	yds	td	
Sep 03	TULSA	0	0	0	0	0	0	0	0	0	0	0	0	0	0	0	0
Sep 10	NORTHERN COLO.	0	0	0	0	0	0	0	0	0	0	0	0	0	0	0	0
Sep 16	AIR FORCE	0	0	0	0	0	0	0	0	0	0	0	0	0	0	0	0
Oct 01	SAN JOSE ST.	0	0	0	0	0	0	0	0	0	0	0	0	0	0	0	0
Oct 08	at New Mexico	0	0	0	0	0	0	0	0	0	0	0	0	0	0	0	0
Oct 22	UTAH ST.	0	0	0	0	0	0	0	0	0	0	0	0	0	0	0	0
Oct 29	at Hawaii	0	0	0	0	0	0	0	0	0	0	0	0	0	0	0	0
Nov 12	at Colorado St.	0	0	0	0	0	0	0	0	0	0	0	0	0	0	0	0
Nov 19	BOISE ST.	0	0	0	0	0	0	0	0	0	0	0	0	0	0	0	0
Nov 25	at Fresno State	0	0	0	0	0	0	0	0	0	0	0	0	0	0	0	0
Totals		0	0	0	0	0	0	0	0	0	0	0	0	0	0	0	0

CALEB DRISKELL CAREER STATISTICS

Games Played: 25 (12 in 2022, 13 in 2021)

Games Started: 7 (3 in 2022, 4 in 2021)

Date	Opponent	Tackles			Sacks	Fumble	Pass Defense			PAT Attempts	off		
		ua	a	total			int-yds	qbh	brup		kick	rush	pts
Aug 27	at Illinois	4	2	6	0.0-0	0	0-0	0	1	0	0-0	0	0
Sep 03	TULSA	3	3	6	0.0-0	0	0-0	0	0	0	0-0	0	0
Sep 10	NORTHERN COLO.	5	0	5	0.0-0	0	0-0	0	1	0	0-0	0	0
Sep 16	AIR FORCE	2	0	2	0.0-0	0	0-0	0	0	0	0-0	0	0
Sep 24	at BYU	2	3	5	0.0-0	0	0-0	0	0	0	0-0	0	0
Oct 01	SAN JOSE ST.	6	1	7	0.0-0	0	0-0	2	0	0	0-0	0	0
Oct 08	at New Mexico	0	1	1	0.0-0	0	0-0	0	0	0	0-0	0	0
Oct 22	UTAH ST.	4	0	4	0.0-1	0	0-0	1-2	0	1	0-0	0	0
Oct 29	at Hawaii	5	2	7	0.0-0	0	0-0	0	2	0	0-0	0	0
Nov 12	at Colorado St.	0	5	5	0.0-0	0	0-0	0	0	0	0-0	0	0
Nov 19	BOISE ST.	8	4	12	0.0-0	1	0-0	1	0	0	0-0	0	0
Nov 25	at Fresno State	3	1	4	0.0-0	0	0-0	1	0	0	0-0	0	0
Totals		42	22	64	0.0-1	1	1-2	4	5	0	0-0	0	0

WYATT EKELER CAREER STATISTICS

YEAR	G	UT	AT	TT	SACKS/ YDS	TFL/ YDS	FF	FR/ YDS	PBU	INT/ YDS
2020	2	1	0	1	0/0	0/0	0	0/0	0	0/0
2021	11	5	1	6	0/0	0/0	0	0/0	0	0/0
2022	12	42	22	64	0/0	1/1	1	1/0	5	1/-2
Totals	18	48	23	71	0/0	1/1	1	1/0	5	1/-2

Single-game career highs

Solo: 8 (vs Boise State, 2022)

Assisted: 5 (at Colorado State, 2022)

Total tackles: 12 (Boise State, 2022)

Tackle For Loss: 1.0 (vs Utah State, 2022)



2022: Gibbs, one of four team captains, started all 12 games during the regular season ... he was named First-Team All-Mountain West Conference ... Gibbs paced the Cowboys, ranked second in the conference and 23rd nationally with 111 tackles ... he recorded eight tackles for loss with two sacks ... Gibbs also logged six quarterback hurries, one fumble recovery, and one pass break-up ... his fumble recovery was for a touchdown against Tulsa ... Gibbs registered double-digits in tackles on five separate occasions and had at least nine tackles in three other contests ... he was a member of a defensive unit that ranked second in the conference and 21st in the nation with 2.82 sacks per game.

Date	Opponent	Tackles				Sacks		Fumble		Pass Defense				PAT Attempts	off			
		ua	a	total	tfl-yds	no-yds	ff	fr-yds	int-yds	qbh	brup	kick	kick	rush	rcv	saf	tlo	pts
Aug 27	at Illinois	4	5	9	0.0-0	0.0-0	0	0-0	0-0	1	0	0	0-0	0	0	0	-	0
Sep 03	TULSA	3	5	8	0.0-0	0.0-0	0	0-0	0-0	0	0	0	0-0	0	0	0	-	0
Sep 10	NORTHERN COLO.	8	1	9	0.0-13	0.0-0	0	0-0	0-0	2	0	0	0-0	0	0	0	-	0
Sep 16	AIR FORCE	3	3	6	0.0-1	0.0-0	0	0-0	0-0	0	0	0	0-0	0	0	0	-	0
Sep 24	at BYU	2	1	3	0.0-0	0.0-0	0	0-0	0-0	0	1	0	0-0	0	0	0	-	0
Oct 01	SAN JOSE ST.	7	4	11	0.0-0	0.0-0	0	0-0	0-0	1	0	0	0-0	0	0	0	-	0
Oct 08	at New Mexico	7	6	13	0.0-1	0.0-0	0	0-0	0-0	0	0	0	0-0	0	0	0	-	0
Oct 22	UTAH ST.	5	4	9	0.0-3	0.0-0	0	0-0	0-0	0	0	0	0-0	0	0	0	-	0
Oct 29	at Hawaii	6	1	7	0.0-0	0.0-0	0	0-0	0-0	0	0	0	0-0	0	0	0	-	0
Nov 12	at Colorado St.	3	10	13	0.0-4	0.0-0	0	0-0	0-0	0	0	0	0-0	0	0	0	-	0
Nov 19	BOISE ST.	6	5	11	0.0-1	0.0-0	0	0-0	0-0	0	0	0	0-0	0	0	0	-	0
Nov 25	at Fresno State	4	8	12	0.0-1	0.0-0	0	0-0	0-0	0	0	0	0-0	0	0	0	-	0
Totals		58	53	111	0.0-24	0.0-0	0	0-0	0-0	4	1	0	0-0	0	0	0	-	0

EASTON GIBBS CAREER STATISTICS

	EASTON				WESTON				TOTAL	
YEAR	G	UT	AT	TT	SACKS/ YDS	TFL/ YDS	FF	FR/ YDS	PBU	INT/ YDS
2019	1	0	0	0	0.0/0	0.0/0	0	0/0	0	0/0
2020	6	21	21	42	0.0/0	2.5/6	0	0/0	0	0/0
2021	13	51	39	79	2.0/21	6.5/30	1	0/0	4	0/0
2022	12	58	53	111	2.0/20	8.0/24	0	1/0	1	0/0
Totals	32	68	53	121	2.0/21	9.0/36	1	0/0	4	0/0

Single-game career highs

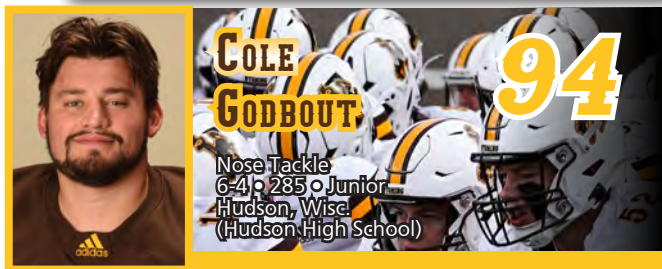
Solo: 8 three times (Last vs Northern Colorado, 2022)

Assisted: 10 (at Colorado State, 2022)

Total tackles: 13 (Boise State, 2021) **Tackles for Loss:** 2 (Boise State, 2021)



COWBOY BIOS



2022: Godbout (Good-bo) started the first six games of the regular season before sustaining an injury ... he registered 32 tackles with 4.5 of those being tackles for loss ... Godbout had a team-high 11 quarterback hurries with one pass break-up ... he boasted a season-high nine tackles against Air Force, while logging at least seven tackles in two other contests.

2022: Gyllenberg (Gill-un-borg) appeared in 11 games during the regular season ... he recorded three catches for 21 yards, all of which occurred at Fresno State ... Gyllenberg also logged three tackles as a member of special teams.

Date	Opponent	Tackles			Sacks	Fumble	Pass Defense			PAT Attempts	off		
		ua	a	total			int-yds	qbh	brup		kick	rush	rcv
Aug 27	at Illinois	3	4	7	0.0/0	0	0-0	0-0	1	0	0-0	0	0
Sep 03	TULSA	2	2	4	0.0/0	0	0-0	0-0	0	0	0-0	0	0
Sep 10	NORTHERN COLO.	1	0	1	0.0/0	0	0-0	0-0	3	0	0-0	0	0
Sep 16	AIR FORCE	4	5	9	0.0/3	0	0-0	0-0	2	0	0-0	0	0
Sep 24	at BYU	4	3	7	0.0/2	0	0-0	0-0	1	0	0-0	0	0
Oct 01	SAN JOSE ST.	3	1	4	0.0/0	0	0-0	0-0	0	1	0-0	0	0
Totals		17	15	32	0.0/7	0	0-0	0-0	7	1	0-0	0	0

COLE GODBOUT CAREER STATISTICS

YEAR	G	UT	AT	TT	SACKS/ YDS	TFL/ YDS	FF	FR/ YDS	PBU	INT/ YDS
2019	13	20	14	34	2.0/11	6.0/16	0	0/0	1	0/0
2020	5	13	17	30	1.0/9	4.0/15	0	0/0	1	0/0
2021	12	31	29	60	4.0/20	5.0/20	0	0/0	5	0/0
2022	6	17	15	32	0/0	4.5/7	0	0/0	1	0/0
Totals	30	64	60	124	7.0/40	15/53	0	0/0	8	0/0

Single-game career highs

Solo: 8 (Kent State 2021)

Assisted: 5 twice (Last BYU, 2022)

Total tackles: 10 (Kent State, 2021)

Tackles for Loss: 2.5 (BYU 2022)

Sacks: 1.5 (Colorado State, 2021)

Date	Opponent	Rushing			Receiving			Passing			Kick Returns			Punt Returns			all
		no.	yds	td	no.	yds	td	cmp	att	int	no.	yds	td	no.	yds	td	
Aug 27	at Illinois	0	0	0	0	0	0	0-0	0	0	0	0	0	0	0	0	0
Sep 10	NORTHERN COLO.	0	0	0	0	0	0	0-0	0	0	0	0	0	0	0	0	0
Sep 16	AIR FORCE	0	0	0	0	0	0	0-0	0	0	0	0	0	0	0	0	0
Sep 24	at BYU	0	0	0	0	0	0	0-0	0	0	0	0	0	0	0	0	0
Oct 01	SAN JOSE ST.	0	0	0	0	0	0	0-0	0	0	0	0	0	0	0	0	0
Oct 08	at New Mexico	0	0	0	0	0	0	0-0	0	0	0	0	0	0	0	0	0
Oct 22	UTAH ST.	0	0	0	0	0	0	0-0	0	0	0	0	0	0	0	0	0
Oct 29	at Hawaii	0	0	0	0	0	0	0-0	0	0	0	0	0	0	0	0	0
Nov 12	at Colorado St.	0	0	0	0	0	0	0-0	0	0	0	0	0	0	0	0	0
Nov 19	BOISE ST.	0	0	0	0	0	0	0-0	0	0	0	0	0	0	0	0	0
Nov 25	at Fresno State	0	0	0	3	21	0	0-0	0	0	0	0	0	0	0	0	21
		0	0	0	3	21	0	0-0	0	0	0	0	0	0	0	0	21

JOHN MICHAEL GYLLENBORG CAREER STATISTICS

YEAR	G	REC	YARDS	AVG REC	AVG GAME	TDS	LONG
2022	11	3	21	3.0	0..	0	10
Totals	11	3	21	3.0	0.3	0	10

Single-game career highs

Catches: 3 (at Fresno State, 2022)

Yards: 21 (at Fresno State, 2022)





COWBOY BIOS



2022: Harrell (DUR-on, Hairul) appeared in 11 games during the regular season with five starts ... he made 17 tackles with one interception, one fumble recovery and two pass break-ups ... Harrell recorded a season-high three tackles against Tulsa and at Colorado State ... he logged multiple tackles in five other contests.

Date	Opponent	Tackles				Sacks no-yds	Fumble ff fr-yds	Pass Defense			bklkd kick	PAT Attempts			off		
		ua	a	total	tfl-yds			int-yds	qbh	brup		kick	rush	rcv	saf	tlo	pts
Aug 27	at Illinois	1	1	2	0.0-0	0.0-0	0	0-0	0	0	0	0-0	0	0	0	-	0
Sep 03	TULSA	3	0	3	0.0-0	0.0-0	0	0-0	0	0	0	0-0	0	0	0	-	0
Sep 16	AIR FORCE	0	0	0	0.0-0	0.0-0	0	0-0	0	0	0	0-0	0	0	0	-	0
Sep 24	at BYU	1	1	2	0.0-0	0.0-0	0	0-0	0	0	0	0-0	0	0	0	-	0
Oct 01	SAN JOSE ST.	2	0	2	0.0-0	0.0-0	0	0-0	0	0	0	0-0	0	0	0	-	0
Oct 29	at Hawaii	1	1	2	0.0-0	0.0-0	0	0-0	0	0	0	0-0	0	0	0	-	0
Nov 12	at Colorado St.	2	1	3	0.0-0	0.0-0	0	0-0	1-0	0	1	0-0	0	0	0	-	0
Nov 19	BOISE ST.	0	1	1	0.0-0	0.0-0	0	0-0	0	0	0	0-0	0	0	0	-	0
Nov 25	at Fresno State	1	1	2	0.0-0	0.0-0	0	0-0	0	0	0	0-0	0	0	0	-	0
Totals		11	6	17	0.0-0	0.0-0	0	0-0	1-0	0	2	0-0	0	0	0	-	0

DERON HARRELL CAREER STATISTICS

YEAR	G	UT	AT	TT	SACKS/ YDS	TFL/ YDS	FF	FR/ YDS	PBU	INT/ YDS
2018	10	6	4	10	0/0	0/0	0	0/0	2	0/0
2019	8	7	2	9	0/0	0/0	0	0/0	4	0/0
2020	4	6	1	7	0/0	0/0	0	0/0	2	0/0
2022	11	11	6	17	0/0	0/0	0	0/0	2	1/0
Totals	33	30	13	43	0/0	0/0	0	0/0	10	1/0

Single-game career highs

Solo: 3 (Tulsa, 2022) Assisted: 1 (Illinois, 2022)
Total tackles: 3 (Colorado State, 2022)

2022: Harris (Duh-VONN) started all 12 games during the regular season ... he was named Honorable Mention All-Mountain West Conference ... Harris paced the Cowboys in sacks with seven and tackles for loss with 13 ... those numbers rank sixth and fifth, respectively, in the conference ... he ranks fifth on the team with 60 total tackles ... Harris also had six quarterback hurries, one pass break-up and one fumble recovery ... he boasted a season-high nine tackles against Boise State, while also registering five quarterback hurries, one pass break-up and one fumble recovery ... Harris had six other games where he recorded at least four tackles ... he led a defensive line unit that ranked second in the conference and 21st in the nation with 2.82 sacks per game.

Date	Opponent	Tackles				Sacks no-yds	Fumble ff fr-yds	Pass Defense			bklkd kick	PAT Attempts			off		
		ua	a	total	tfl-yds			int-yds	qbh	brup		kick	rush	rcv	saf	tlo	pts
Aug 27	at Illinois	2	4	6	0.0-2	0.0-0	0	0-0	0	0	0	0-0	0	0	0	-	0
Sep 03	TULSA	3	1	4	0.0-2	0.0-0	0	0-0	0	1	0	0-0	0	0	0	-	0
Sep 10	NORTHERN COLO.	2	1	3	0.0-0	0.0-0	0	0-0	0	0	0	0-0	0	0	0	-	0
Sep 16	AIR FORCE	2	1	3	0.0-2	0.0-0	0	0-0	0	0	0	0-0	0	0	0	-	0
Sep 24	at BYU	1	1	2	0.0-0	0.0-0	0	0-0	0	0	0	0-0	0	0	0	-	0
Oct 01	SAN JOSE ST.	2	1	3	0.0-11	0.0-0	0	0-0	0	0	0	0-0	0	0	0	-	0
Oct 08	at New Mexico	1	3	4	0.0-3	0.0-0	0	0-0	0	0	0	0-0	0	0	0	-	0
Oct 22	UTAH ST.	5	2	7	0.0-12	0.0-0	0	0-0	0	1	0	0-0	0	0	0	-	0
Oct 29	at Hawaii	4	0	4	0.0-11	0.0-0	0	0-0	0	0	0	0-0	0	0	0	-	0
Nov 12	at Colorado St.	0	4	4	0.0-0	0.0-0	0	0-0	0	1	0	0-0	0	0	0	-	0
Nov 19	BOISE ST.	4	5	9	0.0-1	0.0-0	0	0-0	0	1	0	0-0	0	0	0	-	0
Nov 25	at Fresno State	1	0	1	0.0-10	0.0-0	0	0-0	0	1	0	0-0	0	0	0	-	0
Totals		27	23	50	0.0-54	0.0-0	0	0-0	0	6	1	0-0	0	0	0	-	0

DEVONNE HARRIS CAREER STATISTICS

YEAR	G	UT	AT	TT	SACKS/ YDS	TFL/ YDS	FF	FR/ YDS	PBU	INT/ YDS
2019	1	0	0	0	0.0/0	0.0/0	0	0/0	0	0/0
2020	5	5	4	9	0.0/0	1.0/1	0	0/0	0	0/0
2021	9	2	2	4	0.0/0	0.0/0	0	0/0	1	0/0
2022	12	27	23	50	8/25	13/54	0	1/0	1	0/0
Totals	27	34	29	63	8.0/25	14.0/55	0	1/0	2	0/0

Single-game career highs

Solo: 5 (Utah State, 2022) Assisted: 5 (Boise State, 2022)
Total tackles: 9 (Boise State, 2022) Tackles for Loss: 4.0 (Utah State, 2022)
Total Sacks: 3 (Utah State 2022)



COWBOY BIOS



2021: Hawkins made 11 appearances during the regular season with eight starts ... he logged 28 total tackles, eight pass break-ups and one interception ... Hawkins enjoyed a season-high eight tackles against Boise State with two pass break-ups ... his one interception occurred at New Mexico ... Hawkins had four other contests where he had at least three tackles.

2022: Hoyland started all 12 games during the regular season ... he was named First-Team All-Mountain West Conference ... Hoyland connected on 20 of his 23 field-goal attempts ... he made three kicks of at least 50 yards with a long of 55 yards ... Hoyland ranked first in the conference and ninth nationally with 1.7 field goals per game ... he also ranked second in the league and 22nd in the country with an 87 percent field goal percentage.

Date	Opponent	Tackles				Sacks no-yds	Fumble		Pass Defense				PAT Attempts	off	
		ua	a	total	tfl-yds		ff	fr-yds	int-yds	qbh	brup	kick		kick	pts
Aug 27	at Illinois	2	0	2	0-0	0-0	0	0-0	0-0	0	0	0	0-0	0	0
Sep 03	TULSA	0	2	2	0-0	0-0	0	0-0	0-0	0	1	0	0-0	0	0
Sep 10	NORTHERN COLO.	1	0	1	0-0	0-0	0	0-0	0-0	0	0	0	0-0	0	0
Sep 16	AIR FORCE	0	1	1	0-0	0-0	0	0-0	0-0	0	0	0	0-0	0	0
Sep 24	at BYU	2	1	3	0-0	0-0	0	0-0	0-0	0	1	0	0-0	0	0
Oct 01	SAN JOSE ST.	3	0	3	0-0	0-0	0	0-0	0-0	0	0	0	0-0	0	0
Oct 08	at New Mexico	0	0	0	0-0	0-0	0	0-0	1-0	0	2	0	0-0	0	0
Oct 22	UTAH ST.	1	0	1	0-0	0-0	0	0-0	0-0	0	1	0	0-0	0	0
Oct 29	at Hawaii	3	0	3	0-0	0-0	0	0-0	0-0	0	0	0	0-0	0	0
Nov 12	at Colorado St.	3	1	4	0-0	0-0	0	0-0	0-0	0	1	0	0-0	0	0
Nov 19	BOISE ST.	6	2	8	0-0	0-0	0	0-0	0-0	0	2	0	0-0	0	0
	Totals	21	7	28	0-0	0-0	0	0-0	1-0	0	8	0	0-0	0	0

Date	Opponent	Punting										Field Goals			Kickoffs			
		no.	yds	avg	long	blkd	tb	fc	50+	20	md-att	long	blkd	no.	yds	avg	tb	ob
Aug 27	at Illinois	0	0	0.0	0	0	0	0	0	0	2-2	0	0	3	178	59.3	1	0
Sep 03	TULSA	0	0	0.0	0	0	0	0	0	0	4-5	0	0	7	455	65.0	6	0
Sep 10	NORTHERN COLO.	0	0	0.0	0	0	0	0	0	0	4-4	0	0	8	509	63.6	2	0
Sep 16	AIR FORCE	0	0	0.0	0	0	0	0	0	0	1-1	0	0	4	260	65.0	4	0
Sep 24	at BYU	0	0	0.0	0	0	0	0	0	0	1-1	0	0	5	322	64.4	3	0
Oct 01	SAN JOSE ST.	0	0	0.0	0	0	0	0	0	0	1-1	0	0	5	332	66.4	2	0
Oct 08	at New Mexico	0	0	0.0	0	0	0	0	0	0	2-2	0	0	6	387	64.5	3	0
Oct 22	UTAH ST.	0	0	0.0	0	0	0	0	0	0	2-3	0	0	5	320	64.0	3	0
Oct 29	at Hawaii	0	0	0.0	0	0	0	0	0	0	2-2	0	0	6	366	61.0	2	0
Nov 12	at Colorado St.	0	0	0.0	0	0	0	0	0	0	0-1	0	0	3	185	61.7	1	1
Nov 19	BOISE ST.	0	0	0.0	0	0	0	0	0	0	1-1	0	0	4	254	63.5	0	1
Nov 25	at Fresno State	0	0	0.0	0	0	0	0	0	0	0-0	0	0	2	88	44.0	0	0
	Totals	0	0	0.0	0	0	0	0	0	0	20-23	0	0	58	3656	63.0	27	2

JAKOREY HAWKINS CAREER STATISTICS

YEAR	G	UT	AT	TT	SACKS/ YDS	TFL/ YDS	FF	FR/ YDS	PBU	INT/ YDS
2018	4	0	1	1	0/0	0/0	0	0/0	0	0/0
2019	12	0	2	2	0/0	0/0	0	0/0	0	0/0
2020	8	19	9	28	0/0	.5/1	2	1/0	3	0/0
2021	2	1	0	1	0/0	0/0	0	0/0	0	0/0
2022	11	21	7	28	0/0	0/0	0	0/0	8	1/0
Totals	37	41	19	60	0/0	.5/1	2	1/0	11	1/0

Single-game career highs

Solo: 6 (twice, last vs. Boise State, 2022)

Assisted: 2 (Boise State, 2022)

Total tackles: 8 (Boise State, 2022)

Interceptions: 1 (New Mexico 2022)

Field Goals

42-51 (.843)

Long: 55 yards

Extra Points

81-81



COWBOY BIOS



2022: James appeared in nine games during the regular season with one start before sustaining an injury ... he rushed it 40 times for 346 yards in addition to catching five passes for 44 yards ... James enjoyed a season-high 179 yards on 14 carries at Hawaii ... he also rushed for north of 100 yard against Utah State, finishing with 120 yards on 10 rushes ... James factored largely into a Cowboys' rushing offense that ranked third in the league and 29th nationally at 196.9 yards per game.

2022: Machado made 11 appearances during the regular season ... he helped pave the way for a Wyoming rushing attack that accumulated 2,253 yards, which ranked 37th in the nation and second in the Mountain West Conference ... Machado and the offensive line played a large role in the Cowboys rushing for 187.8 yards per game ... the Cowboys also boasted more than 275 yards rushing in a single game on three different occasions ... Machado and the offensive line unit also ranked second in the league and 23rd in the country in fewest tackles for loss, allowing just 4.33 per contest ... in addition, the offensive line checked in at No. 3 in the conference and No. 25 in the nation, giving up only 1.25 sacks per game.

Date	Opponent	Rushing			Receiving			Passing			Kick Returns			Punt Returns			all
		no.	yds	td	no.	yds	td	cmp	att	int	no.	yds	td	no.	yds	td	
Aug 27	at Illinois	2	-1	0	0	0	0	0	0	0	0	0	0	0	0	0	-1
Sep 03	TULSA	2	9	0	5	2	34	0	23	0	0	0	0	0	0	0	43
Sep 10	NORTHERN COLO.	3	12	0	7	2	8	0	4	0	0	0	0	0	0	0	20
Sep 24	at BYU	0	0	0	0	0	0	0	0	0	0	0	0	0	0	0	0
Oct 01	SAN JOSE ST.	2	3	0	6	0	0	0	0	0	0	0	0	0	0	0	3
Oct 08	at New Mexico	1	0	0	0	0	0	0	0	0	0	0	0	0	0	0	0
Oct 22	UTAH ST.	10	120	0	29	0	0	0	0	0	0	0	0	0	0	0	120
Oct 29	at Hawaii	14	179	0	74	1	2	0	2	0	0	0	0	0	0	0	181
Nov 12	at Colorado St.	6	24	0	8	0	0	0	0	0	0	0	0	0	0	0	24
		40	346	0	74	5	44	0	23	0	0	0	0	0	0	0	390

D.Q. JAMES CAREER STATISTICS RUSHING

YEAR	G	ATT	NET YARDS	AVG ATT	TDS	LONG	AVG GAME
2022	9	40	346	8.6	0	74	38.4
Totals	9	40	346	8.6	0	74	38.4

Single-game career highs

Attempts: 21 (Colorado State, 2021) **Yards:** 169 (Utah State, 2021)
Long rush: 98 (Utah State, 2021) **Touchdowns:** 2 (Utah State, 2021)

MARCO MACHADO CAREER STATISTICS

Games Played: 25 (11 in 2022, 13 in 2021, 1 in 2019)

Games Started: 0



COWBOY BIOS



2022: Marcotte (MAR-Cott) made 11 appearances during the regular season with two starts ... he reeled in three passes totaling 11 yards.

Date	Opponent	Rushing			Receiving			Passing			Kick Returns			Punt Returns			all
		no.	yds	td	no.	yds	td	cmp	att	int	no.	yds	td	no.	yds	td	
Aug 27	at Illinois	0	0	0	0	0	0	0	0	0	0	0	0	0	0	0	0
Sep 16	AIR FORCE	0	0	0	0	0	0	0	0	0	0	0	0	0	0	0	0
Sep 24	at BYU	0	0	0	0	0	0	0	0	0	0	0	0	0	0	0	0
Oct 01	SAN JOSE ST.	0	0	0	1	0	0	0	0	0	0	0	0	0	0	0	0
Oct 08	at New Mexico	0	0	0	0	0	0	0	0	0	0	0	0	0	0	0	0
Oct 22	UTAH ST.	0	0	0	1	4	0	0	0	0	0	0	0	0	0	0	4
Oct 29	at Hawaii	0	0	0	0	0	0	0	0	0	0	0	0	0	0	0	0
Nov 12	at Colorado St.	0	0	0	0	0	0	0	0	0	0	0	0	0	0	0	0
Nov 19	BOISE ST.	0	0	0	0	0	0	0	0	0	0	0	0	0	0	0	0
Nov 25	at Fresno State	0	0	0	1	7	0	0	0	0	0	0	0	0	0	0	7
Totals		0	0	0	3	11	0	0	0	0	0	0	0	0	0	0	11

JACKSON MARCOTTE CAREER STATISTICS RECEIVING

YEAR	G	REC	YARDS	AVG REC	AVG GAME	TDS	LONG
2019	10	9	127	14.1	12.7	2	25
2020	5	1	12	12.0	2.4	0	12
2021	8	1	6	6.0	0.9	0	6
2022	11	3	11	3.7	1.0	0	7
Totals	22	11	145	13.2	6.3	2	25

Single-game career highs

Receptions: 2 (Utah State 2019) Yards: 25 (Nevada 2019)
Long reception: 25 (Nevada 2019) Touchdowns: 1 (Nevada 2019)

2022: Marquez (Marcus) made 12 appearances during the regular season with one start ... he logged six tackles as a member of special teams ... Marquez also had a punt block returned for a touchdown against Tulsa ... on offense, he reeled in one pass for six yards.

Date	Opponent	Rushing			Receiving			Passing			Kick Returns			Punt Returns			all
		no.	yds	td	no.	yds	td	cmp	att	int	no.	yds	td	no.	yds	td	
Aug 27	at Illinois	0	0	0	0	0	0	0	0	0	0	0	0	0	0	0	0
Sep 03	TULSA	0	0	0	0	0	0	0	0	0	0	0	0	0	18	1	18
Sep 10	NORTHERN COLO.	0	0	0	0	0	0	0	0	0	0	0	0	0	0	0	0
Sep 16	AIR FORCE	1	6	0	1	6	0	0	0	0	0	0	0	0	0	0	12
Sep 24	at BYU	1	2	0	0	0	0	0	0	0	0	0	0	0	0	0	-2
Oct 01	SAN JOSE ST.	0	0	0	0	0	0	0	0	0	0	0	0	0	0	0	0
Oct 08	at New Mexico	0	0	0	0	0	0	0	0	0	0	0	0	0	0	0	0
Oct 22	UTAH ST.	0	0	0	0	0	0	0	0	0	0	0	0	0	0	0	0
Oct 29	at Hawaii	0	0	0	0	0	0	0	0	0	0	0	0	0	0	0	0
Nov 12	at Colorado St.	0	0	0	0	0	0	0	0	0	0	0	0	0	0	0	0
Nov 19	BOISE ST.	0	0	0	0	0	0	0	0	0	0	0	0	0	0	0	0
Nov 25	at Fresno State	0	0	0	0	0	0	0	0	0	0	0	0	0	0	0	0
Totals		2	4	0	1	6	0	0	0	0	0	0	0	0	18	1	28

RYAN MARQUEZ CAREER STATISTICS RECEIVING

YEAR	G	REC	YARDS	AVG REC	AVG GAME	TDS	LONG
2020	2	0	0	0	0	0	0
2021	13	0	0	0	0	0	0
2022	12	1	6	6.0	0.1	0	6
Totals	27	1	6	6.0	0.1	0	6

Single-game career highs

Catches: 1 (vs. Air Force, 2022) Yards: 6 (vs. Air Force, 2022)



COWBOY BIOS



2022: McNeely (Duh_WHY-un(made 10 appearances during the regular season as the primary back-up with one start ... he rushed it 63 times for 356 yards and one touchdown ... McNeely enjoyed a season-high 81 yards on four carries at Hawaii, which included a 61-yard touchdown run ... he also rushed for more than 40 yards in three other games ... McNeely factored largely into a Cowboys' rushing offense that ranked third in the league and 29th nationally at 196.9 yards per game.

		Rushing				Receiving				Passing				Kick Returns				Punt Returns				all		
Date	Opponent	no.	yds	td	lg	no.	yds	td	lg	cmp	att	int	yds	td	lg	no.	yds	td	lg	no.	yds	td	lg	purp
Sep 03	TULSA	6	26	0	8	0	0	0	0	0-0-0	0	0	0	0	0	0	0	0	0	0	0	0	0	26
Sep 10	NORTHERN COLO.	14	48	0	8	0	0	0	0	0-0-0	0	0	0	0	0	0	0	0	0	0	0	0	0	48
Sep 16	AIR FORCE	7	42	0	21	0	0	0	0	0-0-0	0	0	0	0	0	0	0	0	0	0	0	0	0	42
Sep 24	at BYU	5	33	0	19	0	0	0	0	0-0-0	0	0	0	0	0	0	0	0	0	0	0	0	0	33
Oct 01	SAN JOSE ST.	4	5	0	2	0	0	0	0	0-0-0	0	0	0	0	0	0	0	0	0	0	0	0	0	5
Oct 08	at New Mexico	12	62	0	17	0	0	0	0	0-0-0	0	0	0	0	0	0	0	0	0	0	0	0	0	62
Oct 22	UTAH ST.	0	0	0	0	0	0	0	0	0-0-0	0	0	0	0	0	0	0	0	0	0	0	0	0	0
Oct 29	at Hawaii	4	81	1	61	0	0	0	0	0-0-0	0	0	0	0	0	0	0	0	0	0	0	0	0	81
Nov 12	at Colorado St.	6	21	0	10	0	0	0	0	0-0-0	0	0	0	0	0	0	0	0	0	0	0	0	0	21
Nov 19	BOISE ST.	5	38	0	18	0	0	0	0	0-0-0	0	0	0	0	0	0	0	0	0	0	0	0	0	38
Totals		63	356	1	61	0	0	0	0	0-0-0	0	0	0	0	0	0	0	0	0	0	0	0	0	356

DAWAIIAN MCNEELY CAREER STATISTICS

RUSHING

YEAR	G	ATT	NET YARDS	AVG ATT	TDS	LONG	AVG GAME
2020	5	14	55	3.9	0	14	11.0
2021	11	17	113	6.6	1	18	10.3
2022	10	63	356	5.7	1	61	35.6
Totals	26	94	524	5.6	2	61	20.2

Single-game career highs

Attempts: 14 (Northern Colorado, 2022) Yards: 81 (Hawaii'i, 2022)
Long rush: 61 (Hawaii'i, 2022) Touchdowns: 1 (twice, last time Hawaii'i, 2022)

2022: Meyer played in all 12 games for the cowboys at Nose Tackle. He recorded 36 tackles on the year with 18 solo stops and 18 assisted tackles. He recorded five tackles for loss and four sacks on the season. he recorded a career-high eight tackles against Colorado State. He had a career-high two sacks for the Cowboys against New Mexico in a contest taht saw him record six total tackles.

		Tackles				Sacks	Fumble	Pass Defense				bkltd	PAT Attempts			off		
Date	Opponent	ua	a	total	flt-yds	no-yds	ff	fr-yrs	int-yds	qbh	brup	kick	kick	rush	rcv	saf	tko	pts
Aug 27	at Illinois	1	0	1	0.0-0	0.0-0	0	0-0	0-0	0	0	0	0-0	0	0	0	-	0
Sep 03	TULSA	3	0	3	0.0-0	0.0-0	0	0-0	0-0	0	0	0	0-0	0	0	0	-	0
Sep 10	NORTHERN COLO.	2	0	2	0.0-0	0.0-0	0	0-0	0-0	0	0	0	0-0	0	0	0	-	0
Sep 16	AIR FORCE	1	0	1	0.0-0	0.0-0	0	0-0	0-0	0	0	0	0-0	0	0	0	-	0
Sep 24	at BYU	1	1	2	0.0-4	0.0-0	0	0-0	0-0	0	0	0	0-0	0	0	0	-	0
Oct 01	SAN JOSE ST.	2	0	2	0.0-4	0.0-0	0	0-0	0-0	0	0	0	0-0	0	0	0	-	0
Oct 08	at New Mexico	2	4	6	0.0-11	0.0-0	0	0-0	0-0	0	0	0	0-0	0	0	0	-	0
Oct 22	UTAH ST.	1	2	3	0.0-0	0.0-0	0	0-0	0-0	0	0	0	0-0	0	0	0	-	0
Oct 29	at Hawaii	1	1	2	0.0-0	0.0-0	0	0-0	0-0	0	0	0	0-0	0	0	0	-	0
Nov 12	at Colorado St.	1	7	8	0.0-1	0.0-0	0	0-0	0-0	0	0	0	0-0	0	0	0	-	0
Nov 19	BOISE ST.	1	1	2	0.0-0	0.0-0	1	0-0	0-0	0	0	0	0-0	0	0	0	-	0
Nov 25	at Fresno State	2	2	4	0.0-7	0.0-0	0	0-0	0-0	0	0	0	0-0	0	0	0	-	0
Totals		18	18	36	0.0-27	0.0-0	1	0-0	0-0	0	0	0	0-0	0	0	0	-	0

GAVIN MEYER CAREER STATISTICS

YEAR	G	UT	AT	TT	SACKS/ YDS	TFL/ YDS	FF	FR/ YDS	PBU	INT/ YDS
2020	3	1	1	2	0.0/0	0.0/0	0	0/0	0	0/0
2021	6	1	0	1	0.0/0	0.0/0	0	0/0	0	0/0
2022	12	18	18	36	4.0/23	5.0/27	1	0/0	0	0/0
Total	21	20	19	39	4.0/23	5.0/27	1	0/0	0	0/0

Single-game career highs

Solo: 3 (Tulsa, 2022) Assisted: 6 (Colorado State, 2022)
Total tackles: 7 (Colorado State, 2022) Sacks: 2.0 (at New Mexico, 2022)





COWBOY BIOS



2022: O'Brien made eight appearances during the regular season with two starts ... he reeled in four catches for 83 yards ... O'Brien hauled in two passes totaling 31 yards at Fresno State ... he had a season-long 46-yard reception against Utah State.

2022: Peasley, one of four team captains, made 11 starts during the regular season, missing one game due to injury ... he was an Honorable Mention All-Mountain West Conference honoree ... Peasley went 126-for-245 for 1,388 yards and nine touchdowns ... he also rushed for 330 yards on 70 carries ... Peasley threw for more than 100 yards in seven games with a high-water mark of 256 yards on 20-of-30 accuracy against Tulsa ... he was named MW Offensive Player of the Week for his performance against the Golden Hurricane ... Peasley rushed for a season-high 76 yards at Illinois ... he led five come-from-behind victories ... he factored largely into a Cowboys' rushing offense that ranked third in the league and 29th nationally at 196.9 yards per game ... Peasley's mobility played a role in Wyoming ranking third in the conference and 26th nationally in sacks allowed at 1.26 per contest.

Date	Opponent	Rushing			Receiving			Passing			Kick Returns			Punt Returns			all
		no.	yds	td	no.	yds	td	cmp	att	int	no.	yds	td	no.	yds	td	
Sep 24	at BYU	0	0	0	0	0	0	0	0	0	0	0	0	0	0	0	0
Oct 08	at New Mexico	0	0	0	1	6	0	0	0	0	0	0	0	0	0	0	6
Oct 22	UTAH ST.	0	0	0	1	46	0	0	0	0	0	0	0	0	0	0	46
Oct 29	at Hawaii	0	0	0	0	0	0	0	0	0	0	0	0	0	0	0	0
Nov 12	at Colorado St.	0	0	0	0	0	0	0	0	0	0	0	0	0	0	0	0
Nov 25	at Fresno State	0	0	0	2	31	0	0	0	0	0	0	0	0	0	0	31
Totals		0	0	0	4	83	0	0	0	0	0	0	0	0	0	0	83

COLIN O'BRIEN CAREER STATISTICS RECEIVING

YEAR	G	REC	YARDS	AVG REC	AVG GAME	TDS	LONG
2021	11	2	27	13.5	2.7	0	17
2022	8	4	83	20.8	10.4	0	46
Totals	19	6	110	18.3	5.5	0	46

Single-game career highs

Catches: 2 (vs. Fresno State, 2022)

Yards: 46 (Utah State, 2022)

Date	Opponent	Rushing			Receiving			Passing			Kick Returns			Punt Returns			all
		no.	yds	td	no.	yds	td	cmp	att	int	no.	yds	td	no.	yds	td	
Aug 27	at Illinois	8	76	0	3	0	0	5	20	1	0	0	0	0	0	0	76
Sep 03	TULSA	10	45	0	10	0	0	20	30	0	0	0	0	0	0	0	45
Sep 10	NORTHERN COLO.	3	-12	0	2	0	0	19	30	0	0	0	0	0	0	0	-12
Sep 16	AIR FORCE	5	36	0	15	0	0	18	23	1	0	0	0	0	0	0	36
Sep 24	at BYU	5	9	0	13	0	0	14	27	0	0	0	0	0	0	0	9
Oct 01	SAN JOSE ST.	7	74	0	61	0	0	6	20	1	0	0	0	0	0	0	74
Oct 08	at New Mexico	5	6	0	7	0	0	10	21	0	0	0	0	0	0	0	6
Oct 22	UTAH ST.	6	29	0	13	0	0	13	26	0	0	0	0	0	0	0	29
Oct 29	at Hawaii	14	71	2	35	0	0	7	15	2	0	0	0	0	0	0	71
Nov 12	at Colorado St.	3	-9	0	4	0	0	2	4	1	0	0	0	0	0	0	-9
Nov 25	at Fresno State	4	5	0	6	0	0	12	29	2	0	0	0	0	0	0	5
		70	330	2	61	0	0	126	245	8	0	0	0	0	0	0	330

ANDREW PEASLEY CAREER STATISTICS OFFENSE

YEAR	G	PASS EFF.	COMP. /ATT.	COMP. %	PASS YARDS	PASS TD	RUSH YARDS	RUSH TD	TOTAL
2022	11	104.6	126-245	51.4	1388	9/8	330	17	1718
Totals	11	104.6	126-245	51.4	1388	9/8	330	17	1718

Single-game career highs

Completions: 20 (Tulsa, 2022)

Attempts: 30 (twice, last vs Northern Colorado, 2022)

Passing Yards: 256 (Tulsa, 2022)

Long Completion: 51 (Tulsa, 2022)

Rushing Attempts: 14 (Hawaii, 2022)

Rushing Yards: 76 (Illinois, 2022) Long Rush: 61 (San Jose State, 2022)



COWBOY BIOS



WILL PELISSIER
Wide Receiver
6-3 • 201 • Sophomore
Big Horn, Wyo.
(Big Horn High School)



EMMANUEL PREGNON
Offensive Guard
6-6 • 312 • R-Freshman
Denver, Colo.
(Thomas Jefferson High School)

2022: Pelissier (Pell-uh-Sear) made nine appearances during the regular season ... he reeled in eight catches for 101 yards and one touchdown ... Pellissier also logged 38 yards rushing on six carries ... he enjoyed a season-high 67 yards on three receptions against Tulsa, which included a 48-yard touchdown catch.

Date	Opponent	Rushing			Receiving			Passing			Kick Returns			Punt Returns			all
		no.	yds	td	no.	yds	td	cmp	att	int	no.	yds	td	no.	yds	td	
Aug 27	at Illinois	0	0	0	1	5	0	0	0	0	0	0	0	0	0	0	5
Sep 03	TULSA	2	19	0	3	67	1	0	0	0	0	0	0	0	0	0	86
Sep 10	NORTHERN COLO.	0	0	0	0	0	0	0	0	0	0	0	0	0	0	0	0
Sep 16	AIR FORCE	1	1	0	3	21	0	0	0	0	0	0	0	0	0	0	22
Sep 24	at BYU	0	0	0	1	8	0	0	0	0	0	0	0	0	0	0	8
Oct 22	UTAH ST.	1	13	0	0	0	0	0	0	0	0	0	0	0	0	0	13
Oct 29	at Hawaii	1	4	0	0	0	0	0	0	0	0	0	0	0	0	0	4
Nov 12	at Colorado St.	1	1	0	0	0	0	0	0	0	0	0	0	0	0	0	1
Nov 19	BOISE ST.	0	0	0	0	0	0	0	0	0	0	0	0	0	0	0	0
		6	38	0	8	101	1	0	0	0	0	0	0	0	0	0	139

WILL PELISSIER CAREER STATISTICS RECEIVING

YEAR	G	REC	YARDS	AVG REC	AVG GAME	TDS	LONG
2021	11	0	0	0	0	0	0
2022	9	8	101	12.6	11.2	1	48
Totals	20	8	101	12.6	5.1	1	48

Single-game career highs

Catches: 3 (vs. Air Force, 2022)
Touchdowns: 1 (vs. Tulsa, 2022)

Yards: 67 (vs. Tulsa, 2022)

2022: Pregnon started 10 games during the regular season ... he was named a College Football News Freshman All-American ... Pregnon was the highest-graded offensive lineman against BYU at 83 percent ... he allowed zero sacks on the season ... Pregnon helped pave the way for a Wyoming rushing attack that accumulated 2,253 yards, which ranked 37th in the nation and second in the Mountain West Conference ... he and the offensive line played a large role in the Cowboys rushing for 187.8 yards per game ... the Cowboys also boasted more than 275 yards rushing in a single game on three different occasions ... Pregnon and the offensive line unit also ranked second in the league and 23rd in the country in fewest tackles for loss, allowing just 4.33 per contest ... in addition, the offensive line checked in at No. 3 in the conference and No. 25 in the nation, giving up only 1.25 sacks per game.

EMMANUEL PREGNON CAREER STATISTICS

Games Played: 11 (10 in 2022, 1 in 2021)

Games Started: 10 (10 in 2022)

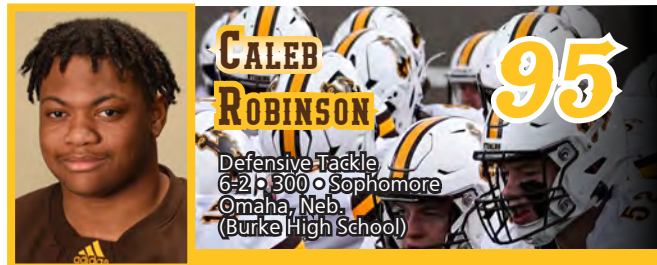


COWBOY BIOS



2022: Richardson did not play during the regular season. He could see action in the bowl game.

2022: Sargent made two appearances during the regular season ... he did not record any stats.



2022: Robinson made appearances in all 12 games during the regular season with two starts ... he logged 14 tackles ... Robinson made a season-high three tackles against Utah State and against at Fresno State.

Date	Opponent	Tackles			Sacks	Fumble	Pass Defense			PAT Attempts	off		
		ua	a	total			int-yds	qbh	brup		kick	rush	rcv
Aug 27	at Illinois	0	0	0	0.0-0	0	0-0	0	0	0	0-0	0	0
Sep 03	TULSA	0	1	1	0.0-0	0	0-0	0	0	0	0-0	0	0
Sep 10	NORTHERN COLO.	0	0	0	0.0-0	0	0-0	0	0	0	0-0	0	0
Sep 16	AIR FORCE	1	0	1	0.0-0	0	0-0	0	0	0	0-0	0	0
Sep 24	at BYU	0	0	0	0.0-0	0	0-0	0	0	0	0-0	0	0
Oct 01	SAN JOSE ST.	0	1	1	0.0-0	0	0-0	0	0	0	0-0	0	0
Oct 08	at New Mexico	1	1	2	0.0-0	0	0-0	0	0	0	0-0	0	0
Oct 22	UTAH ST.	1	2	3	0.0-0	0	0-0	0	0	0	0-0	0	0
Oct 29	at Hawaii	1	0	1	0.0-0	0	0-0	0	0	0	0-0	0	0
Nov 12	at Colorado St.	0	1	1	0.0-0	0	0-0	0	0	0	0-0	0	0
Nov 19	BOISE ST.	0	1	1	0.0-0	0	0-0	0	0	0	0-0	0	0
Nov 25	at Fresno State	3	0	3	0.0-0	0	0-0	0	0	0	0-0	0	0
Totals		7	7	14	0.0-0	0	0-0	0	0	0	0-0	0	0

CALEB ROBINSON CAREER STATISTICS

YEAR	G	UT	AT	TT	SACKS/		TFL/	FF	FR/		PBU	INT/
					YDS	YDS			YDS	YDS		YDS
2020	3	1	2	3	0.0/0	0.5/1	0	0/0	0	0/0	0	0/0
2021	10	11	6	17	0.0/0	1.0/2	0	0/0	0	0/0	0	0/0
2022	12	7	7	14	0.0/0	0.0/0	0	0/0	0	0/0	0	0/0
Totals	25	19	15	34	0.0/0	1.5/3	0	0/0	0	0/0	0	0/0

Single-game career highs

Solo: 3 (Hawaii, 2021)

Assisted: 3 (Fresno State, 2022)

Total tackles: 3 (Fresno State, 2022)

JAYLEN SARGENT CAREER STATISTICS

RECEIVING

YEAR	G	REC	YARDS	AVG		TDS	LONG
				REC	GAME		
2022	2	0	0	0	0/0	0	0
Totals	2	0	0	0	0/0	0	0



2022: Scheel made two appearances during the regular season ... he did not record any stats.

FOREST SCHEEL CAREER STATISTICS

Games Played: 2 (2 in 2022)

Games Started: 0



COWBOY BIOS



2022: Shay made 11 appearances during the regular season ... he made three total tackles, logging two of them in the final three contests of the season.

		Tackles				Sacks	Fumble	Pass Defense			blkd	PAT Attempts			off			
Date	Opponent	ua	a	total	ttl-yds	no-yds	ff	fr-yds	int-yds	qbh	brup	kick	kick	rush	rcv	saf	tlo	pts
Aug 27	at Illinois	0	1	1	0.0-0	0.0-0	0	0-0	0-0	0	0	0	0-0	0	0	0	-	0
Sep 10	NORTHERN COLO.	0	0	0	0.0-0	0.0-0	0	0-0	0-0	0	0	0	0-0	0	0	0	-	0
Sep 16	AIR FORCE	0	0	0	0.0-0	0.0-0	0	0-0	0-0	0	0	0	0-0	0	0	0	-	0
Sep 24	at BYU	0	0	0	0.0-0	0.0-0	0	0-0	0-0	0	0	0	0-0	0	0	0	-	0
Oct 01	SAN JOSE ST.	0	0	0	0.0-0	0.0-0	0	0-0	0-0	0	0	0	0-0	0	0	0	-	0
Oct 08	at New Mexico	0	0	0	0.0-0	0.0-0	0	0-0	0-0	0	0	0	0-0	0	0	0	-	0
Oct 22	UTAH ST.	0	0	0	0.0-0	0.0-0	0	0-0	0-0	0	0	0	0-0	0	0	0	-	0
Oct 29	at Hawaii	0	0	0	0.0-0	0.0-0	0	0-0	0-0	0	0	0	0-0	0	0	0	-	0
Nov 12	at Colorado St.	0	1	1	0.0-0	0.0-0	0	0-0	0-0	0	0	0	0-0	0	0	0	-	0
Nov 19	BOISE ST.	0	0	0	0.0-0	0.0-0	0	0-0	0-0	0	0	0	0-0	0	0	0	-	0
Nov 25	at Fresno State	0	1	1	0.0-0	0.0-0	0	0-0	0-0	0	0	0	0-0	0	0	0	-	0
		0	3	3	0.0-0	0.0-0	0	0-0	0-0	0	0	0	0-0	0	0	0	-	0

CONNOR SHAY CAREER STATISTICS

YEAR	G	UT	AT	TT	SACKS/ YDS	TFL/ YDS	FF	FR/ YDS	PBU	INT/ YDS
2021	12	1	2	3	0.0/0	0.0/0	0	0/0	0	0/0
2022	11	0	3	3	0.0/0	0.0/0	0	0/0	0	0/0
Totals	23	1	5	6	0.0/0	0.0/0	0	0/0	0	0/0

Single-game career highs

Solo: 1 (Hawaii, 2021)

Assisted: 1 twice (Last vs Colorado State, 2021)

Total tackles: 1 three times (Last vs Hawaii) Tackles for Loss: N/A

2022: Siders started all 12 games during the regular season ... he was named a College Football News Freshman All-American ... Siders logged 38 total tackles, which ranked eighth on the squad ... he was second on the team with 10.5 tackles for loss ... Siders added seven quarterback hurries, five sacks and one pass break-up ... he was a member of a defensive line unit that ranked second in the conference and 21st in the nation with 2.82 sacks per game.

		Tackles				Sacks	Fumble	Pass Defense			blkd	PAT Attempts			off			
Date	Opponent	ua	a	total	fl-yds	no-yds	ff	fr-yds	int-yds	qbh	brup	kick	kick	rush	rcv	saf	pts	
Aug 27	at Illinois	2	1	3	0.0-0	0.0-0	0	0-0	0-0	0	0	0	0-0	0	0	0	-	0
Sep 03	TULSA	1	0	1	0.0-1	0.0-0	0	0-0	0-0	0	0	0	0-0	0	0	0	-	0
Sep 10	NORTHERN COLO.	0	1	1	0.0-0	0.0-0	0	0-0	0-0	2	0	0	0-0	0	0	0	-	0
Sep 16	AIR FORCE	6	0	6	0.0-0	0.0-0	0	0-0	0-0	0	0	0	0-0	0	0	0	-	0
Sep 24	at BYU	2	2	4	0.0-10	0.0-0	0	0-0	0-0	0	0	0	0-0	0	0	0	-	0
Oct 01	SAN JOSE ST.	2	1	3	0.0-0	0.0-0	0	0-0	0-0	0	0	0	0-0	0	0	0	-	0
Oct 08	at New Mexico	4	1	5	0.0-5	0.0-0	0	0-0	0-0	1	0	0	0-0	0	0	0	-	0
Oct 22	UTAH ST.	2	1	3	0.0-6	0.0-0	0	0-0	0-0	0	0	0	0-0	0	0	0	-	0
Oct 29	at Hawaii	2	0	2	0.0-6	0.0-0	0	0-0	0-0	0	1	0	0-0	0	0	0	-	0
Nov 12	at Colorado St.	1	1	2	0.0-0	0.0-0	0	0-0	0-0	1	0	0	0-0	0	0	0	-	0
Nov 19	BOISE ST.	3	1	4	0.0-5	0.0-0	0	0-0	0-0	2	0	0	0-0	0	0	0	-	0
Nov 25	at Fresno State	4	0	4	0.0-2	0.0-0	0	0-0	0-0	0	0	0	0-0	0	0	0	-	0
Totals		29	9	38	0.0-35	0.0-0	0	0-0	0-0	6	1	0	0-0	0	0	0	-	0

BRADEN SIDERS CAREER STATISTICS

YEAR	G	UT	AT	TT	SACKS/ YDS	TFL/ YDS	FF	FR/ YDS	PBU	INT/ YDS
2022	12	29	9	38	5/16	10.5/35	0	0/0	0	0/0
Totals	12	29	9	38	5/16	10.5/35	0	0/0	0	0/0

Single-game career highs

Solo: 6 (Air Force, 2022)

Assisted: 1 (Illinois, 2022)

Total tackles: 6 (Air Force, 2022)

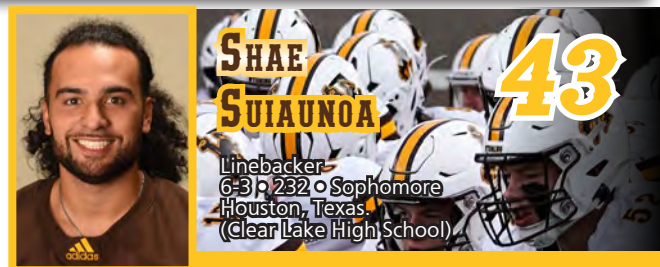
Tackle For Loss: 2.0 (twice, last at New Mexico, 2022)

Sacks: 2.0 (New Mexico, 2022)





COWBOY BIOS



2022: Stewart started all 12 games during the regular season ... he was named Honorable Mention All-Mountain West Conference ... Stewart ranked second in the Mountain West Conference and 28th in country, averaging 44 yards per punt ... his longest punt of the season was a 67-yarder against San Jose State ... Stewart logged five games where his average punt yards were north of 45 yards.

Date	Opponent	Punting										Field Goals			Kickoffs				
		no.	yds	avg	long	blkd	tb	fc	50+	120		md-att	long	blkd	no.	yds	avg	tb	ob
Aug 27	at Illinois	8	306	38.2	59	0	0	2	2	0		0-0	0	0	0	0	0.0	0	0
Sep 03	TULSA	5	239	47.8	61	0	0	0	3	2		0-0	0	0	0	0	0.0	0	0
Sep 10	NORTHERN COLO.	4	194	48.5	50	0	2	0	2	0		0-0	0	0	0	0	0.0	0	0
Sep 16	AIR FORCE	4	206	51.5	66	0	1	1	2	1		0-0	0	0	0	0	0.0	0	0
Sep 24	at BYU	6	267	44.5	53	0	0	2	2	2		0-0	0	0	0	0	0.0	0	0
Oct 01	SAN JOSE ST.	6	311	51.8	67	0	2	1	3	3		0-0	0	0	0	0	0.0	0	0
Oct 08	at New Mexico	8	353	44.1	53	0	2	1	1	3		0-0	0	0	0	0	0.0	0	0
Oct 22	UTAH ST.	5	197	39.4	44	0	1	4	0	2		0-0	0	0	0	0	0.0	0	0
Oct 29	at Hawaii	4	166	41.5	47	0	0	1	0	1		0-0	0	0	0	0	0.0	0	0
Nov 12	at Colorado St.	6	288	48.0	55	0	0	2	3	3		0-0	0	0	0	0	0.0	0	0
Nov 19	BOISE ST.	6	258	43.0	50	0	0	4	1	1		0-0	0	0	0	0	0.0	0	0
Nov 25	at Fresno State	7	273	39.0	49	0	1	3	0	3		0-0	0	0	0	0	0.0	0	0
Totals		69	3058	44.3	67	0	9	21	19	21		0-0	0	0	0	0	0.0	0	0

CLAYTON STEWART CAREER STATISTICS

YEAR	G	PUNTS	YDS	AVG/G	LONG
2022	12	66	2902	44.0	67
Totals	12	66	2902	44.0	67

Single-game career highs

Punts: 8 (at Illinois, 2022)

Long: 67 (vs. SJSU, 2022)

2022: Suiaunoa (SUE-ee-ow-noah) started all 12 games during the regular season ... he ranked second on the team with 67 total tackles ... Suiaunoa also registered six quarterback hurries, 4.5 tackles for loss, 2.5 sacks, one interception and one pass break-up ... he enjoyed a season-high eight tackles against Northern Colorado and at Hawaii ... also had his interception against the Bears ... Suiaunoa boasted seven games where he had at least seven tackles.

		Tackles				Sacks	Fumble	Pass Defense			blkd	PAT Attempts			off			
Date	Opponent	ua	a	total	ff-yds	no-yds	ff	fr-yds	int-yds	qbh	brup	kick	kick	rush	rcv	saf	tlo	pts
Aug 27	at Illinois	5	1	6	0.0-2	0.0-0	0	0-0	0-0	0	0	0	0-0	0	0	0	-	0
Sep 03	TULSA	5	2	7	0.0-4	0.0-0	0	0-0	0-0	0	0	0	0-0	0	0	0	-	0
Sep 10	NORTHERN COLO.	5	3	8	0.0-10	0.0-0	0	0-0	1-18	1	0	0	0-0	0	0	0	-	0
Sep 16	AIR FORCE	4	0	4	0.0-3	0.0-0	0	0-0	0-0	0	1	0	0-0	0	0	0	-	0
Sep 24	at BYU	2	3	5	0.0-0	0.0-0	0	0-0	0-0	0	0	0	0-0	0	0	0	-	0
Oct 01	SAN JOSE ST.	2	1	3	0.0-0	0.0-0	0	0-0	0-0	1	0	0	0-0	0	0	0	-	0
Oct 08	at New Mexico	3	4	7	0.0-0	0.0-0	0	0-0	0-0	0	0	0	0-0	0	0	0	-	0
Oct 22	UTAH ST.	3	1	4	0.0-0	0.0-0	0	0-0	0-0	0	0	0	0-0	0	0	0	-	0
Oct 29	at Hawaii	5	3	8	0.0-0	0.0-0	0	0-0	0-0	0	0	0	0-0	0	0	0	-	0
Nov 12	at Colorado St.	1	6	7	0.0-4	0.0-0	0	0-0	0-0	2	0	0	0-0	0	0	0	-	0
Nov 19	BOISE ST.	4	3	7	0.0-0	0.0-0	0	0-0	0-0	1	0	0	0-0	0	0	0	-	0
Nov 25	at Fresno State	0	1	1	0.0-0	0.0-0	0	0-0	0-0	0	0	0	0-0	0	0	0	-	0
Totals		39	28	67	0.0-23	0.0-0	0	0-0	1-18	5	1	0	0-0	0	0	0	-	0

SHAE SUIAUNOA CAREER STATISTICS

YEAR	G	UT	AT	TT	SACKS/ YDS	TFL/ YDS	FF	FR/ YDS	PBU	INT/ YDS
2019	3	0	1	1	0.0/0	0.0/0	0	0/0	0	0/0
2020	5	2	6	8	0.0/0	0.0/0	0	0/0	0	0/0
2021	13	1	3	4	0.0/0	0.0/0	0	0/0	0	0/0
2022	12	39	28	67	2.5/18	4.5/23	0	0/0	1	0/0
Totals	33	42	38	80	2.5/18	4.5/23	0	0/0	1	0/0

Single-game career highs

Solo: 5 (four times, last at Hawai'i, 2022)

Assisted: 6 (Colorado State, 2022)

Total Tackles: 8 (twice, last at Hawai'i, 2022)

Tackle For Loss: 1.0 (four times, last vs

Air Force, 2022)





COWBOY BIOS



2022: Taylor made eight appearances during the regular season ... he registered two tackles, both of which occurred at Fresno State in the regular-season finale.

Date	Opponent	Tackles			Sacks	Fumble	Pass Defense			PAT Attempts	off		
		ua	a	total			int-yds	qbh	brup		kick	rush	rcv
Sep 10	NORTHERN COLO.	0	0	0	0.0-0	0	0-0	0	0	0	0-0	0	0
Sep 24	at BYU	0	0	0	0.0-0	0	0-0	0	0	0	0-0	0	0
Oct 08	at New Mexico	0	0	0	0.0-0	0	0-0	0	0	0	0-0	0	0
Oct 22	UTAH ST.	0	0	0	0.0-0	0	0-0	0	0	0	0-0	0	0
Oct 29	at Hawaii	0	0	0	0.0-0	0	0-0	0	0	0	0-0	0	0
Nov 19	BOISE ST.	0	0	0	0.0-0	0	0-0	0	0	0	0-0	0	0
Nov 25	at Fresno State	2	0	2	0.0-0	0	0-0	0	0	0	0-0	0	0
		2	0	2	0.0-0	0	0-0	0	0	0	0-0	0	0

KOLBEY TAYLOR CAREER STATISTICS

YEAR	G	UT	AT	TT	SACKS/ YDS	TFL/ YDS	FF	FR/ YDS	PBU	INT/ YDS
2022	8	2	0	2	0/0	0/0	0	0/0	0	0/0
Totals	8	2	0	2	0/0	0/0	0	0/0	0	0/0

Single-game career highs

Solo: 2 (at Fresno State, 2022)

Assisted: None

Total tackles: 2 (at Fresno State, 2022)

2022: Tulafono (nuh-fo-fee-hu, Two-luh-PHONO) started all 12 games during the regular season ... he helped pave the way for a Wyoming rushing attack that accumulated 2,253 yards, which ranked 37th in the nation and second in the Mountain West Conference ... Tulafono and the offensive line played a large role in the Cowboys rushing for 187.8 yards per game ... the Cowboys also boasted more than 275 yards rushing in a single game on three different occasions ... Tulafono and the offensive line unit also ranked second in the league and 23rd in the country in fewest tackles for loss, allowing just 4.33 per contest ... in addition, the offensive line checked in at No. 3 in the conference and No. 25 in the nation, giving up only 1.25 sacks per game.

NOFOAFIA TULAFONO CAREER STATISTICS

Games Played: 24 (12 in 2022, 12 in 2021)

Games Started: 12 (12 in 2022)





COWBOY BIOS



2022: Vaughn (jor-DON) did not play during the regular season ... he could see more snaps at the bowl game.

2022: Walsh made 10 appearances during the regular season with two starts ... he helped pave the way for a Wyoming rushing attack that accumulated 2,253 yards, which ranked 37th in the nation and second in the Mountain West Conference ... Walsh and the offensive line played a large role in the Cowboys rushing for 187.8 yards per game ... the Cowboys also boasted more than 275 yards rushing in a single game on three different occasions ... Walsh and the offensive line unit also ranked second in the league and 23rd in the country in fewest tackles for loss, allowing just 4.33 per contest ... in addition, the offensive line checked in at No. 3 in the conference and No. 25 in the nation, giving up only 1.25 sacks per game.

JACK WALSH CAREER STATISTICS

Games Played: 10 (10 in 2022)

Games Started: 2 (2 in 2022)





COWBOY BIOS



2022: Watts started all 12 games during the regular season ... he helped pave the way for a Wyoming rushing attack that accumulated 2,253 yards, which ranked 37th in the nation and second in the Mountain West Conference ... Watts and the offensive line played a large role in the Cowboys rushing for 187.8 yards per game ... the Cowboys also boasted more than 275 yards rushing in a single game on three different occasions ... Watts and the offensive line unit also ranked second in the league and 23rd in the country in fewest tackles for loss, allowing just 4.33 per contest ... in addition, the offensive line checked in at No. 3 in the conference and No. 25 in the nation, giving up only 1.25 sacks per game.

ZACH WATTS CAREER STATISTICS

Games Played: 34 (12 in 2022, 13 in 2021, 2 in 2020, 4 in 2019, 3 in 2018)

Games Started: 20 (12 in 2022, 1 in 2021, 1 in 2020, 3 in 2019, 3 in 2018)

2022: Welch started 11 games during the regular-season, only missing one game due to injury ... he led the team with four receiving touchdowns and was the only tight end ranked in the top-10 in touchdown catches in the Mountain West Conference ... Welch recorded 17 catches totaling 217 yards ... he enjoyed a season-high four receptions at New Mexico where he also reeled in a 47-yard touchdown catch ... Welch logged four other games where he had multiple catches ... Pro Football Focus graded him with an "A" for the season.

Date	Opponent	Tackles			Sacks	Fumble	Pass Defense			PAT Attempts	off		
		ua	a	total			int-yds	qbh	brup		kick	rush	pts
Aug 27	at Illinois	0	0	0	0.0-0	0	0-0	0	0	0-0	0	0	0
Sep 03	TULSA	0	0	0	0.0-0	0	0-0	0	0	0-0	0	0	0
Sep 10	NORTHERN COLO.	0	0	0	0.0-0	0	0-0	0	0	0-0	0	0	0
Sep 16	AIR FORCE	0	0	0	0.0-0	0	0-0	0	0	0-0	0	0	0
Sep 24	at BYU	0	0	0	0.0-0	0	0-0	0	0	0-0	0	0	0
Oct 01	SAN JOSE ST.	0	0	0	0.0-0	0	0-0	0	0	0-0	0	0	0
Oct 08	at New Mexico	0	0	0	0.0-0	0	0-0	0	0	0-0	0	0	0
Oct 22	UTAH ST.	0	0	0	0.0-0	0	0-0	0	0	0-0	0	0	0
Oct 29	at Hawaii	0	0	0	0.0-0	0	0-0	0	0	0-0	0	0	0
Nov 12	at Colorado St.	0	0	0	0.0-0	0	0-0	0	0	0-0	0	0	0
Nov 19	BOISE ST.	0	0	0	0.0-0	0	0-0	0	0	0-0	0	0	0
		0	0	0	0.0-0	0	0-0	0	0	0-0	0	0	0

TREYTON WELCH CAREER STATISTICS RECEIVING

YEAR	G	REC	YARDS	AVG REC	AVG GAME	TDS	LONG
2019	7	0	0	0.0	0.0	0	0
2020	6	5	95	19.0	15.8	0	30
2021	12	19	163	8.6	14.8	2	32
2022	11	17	217	12.8	19.7	4	47
Totals	36	41	475	11.6	13.2	6	47

Single Game Career Highs

Catches: 4 (New Mexico, 2022)

Long: 47 (New Mexico, 2022)

Yards: 87 (New Mexico, 2022)

Touchdowns: 2 (New Mexico, 2022)





COWBOY BIOS



2022: White started all 12 games during the regular season ... he ranked fourth on the team with 61 total tackles ... White added three tackles for loss, two pass break-ups, one quarterback hurry and 0.5 sacks ... he boasted a season-high nine tackles and Colorado State ... White also had four other games where he logged at least six tackles.

Date	Opponent	Tackles				Sacks	Fumble				Pass Defense				PAT Attempts	off			
		ua	a	total	tfl-yds		no-yds	ff	fr-yds	int-yds	qbh	brup	kick	kick	rush	rcv	saf	tlo	pts
Aug 27	at Illinois	3	0	3	0.0-0	0.0-0	0	0-0	0	0-0	0	0	0	0-0	0	0	0	-	0
Sep 03	TULSA	3	0	3	0.0-0	0.0-0	0	0-0	0	0-0	0	1	0	0-0	0	0	0	-	0
Sep 10	NORTHERN COLO.	4	0	4	0.0-0	0.0-0	0	0-0	0	0-0	0	0	0	0-0	0	0	0	-	0
Sep 16	AIR FORCE	3	1	4	0.0-0	0.0-0	0	0-0	0	0-0	0	0	0	0-0	0	0	0	-	0
Sep 24	at BYU	5	2	7	0.0-0	0.0-0	0	0-0	0	0-0	0	0	0	0-0	0	0	0	-	0
Oct 01	SAN JOSE ST.	1	2	3	0.0-0	0.0-0	0	0-0	0	0-0	0	0	0	0-0	0	0	0	-	0
Oct 08	at New Mexico	4	0	4	0.0-0	0.0-0	0	0-0	0	0-0	0	0	0	0-0	0	0	0	-	0
Oct 22	UTAH ST.	4	2	6	0.0-6	0.0-0	0	0-0	0	0-0	0	0	0	0-0	0	0	0	-	0
Oct 29	at Hawaii	5	1	6	0.0-1	0.0-0	0	0-0	0	0-0	0	0	0	0-0	0	0	0	-	0
Nov 12	at Colorado St.	3	6	9	0.0-0	0.0-0	0	0-0	0	0-0	0	0	0	0-0	0	0	0	-	0
Nov 19	BOISE ST.	4	4	8	0.0-0	0.0-0	0	0-0	0	0-0	0	1	0	0-0	0	0	0	-	0
Nov 25	at Fresno State	3	1	4	0.0-0	0.0-0	0	0-0	0	0-0	1	0	0	0-0	0	0	0	-	0
Totals		42	19	61	0.0-7	0.0-0	0	0-0	0	0-0	1	2	0	0-0	0	0	0	-	0

ISSAC WHITE CAREER STATISTICS

					SACKS/	TFL/		FR/		INT/
YEAR	G	UT	AT	TT	YDS	YDS	FF	YDS	PBU	YDS
2021	13	26	8	34	1.0/2	2.0/8	0	1/0	1	1/1
2022	12	42	19	61	0.5/3	3.0/7	0	0/0	2	0/0
Totals	25	68	27	96	1.5/5	5.0/15	0	1/0	3	1/1

Single-game career highs

Solo: 8 (vs. Boise State, 2022) Assisted: 6 (vs. Colorado State, 2022)
Total tackles: 9 (Colorado State, 2022)

2022: Wieland (WEE-lund) made appearances in all 12 games during the regular season with three starts ... he hauled in 21 passes for 289 yards – both of which ranked second on the team – with one touchdown ... Wieland enjoyed a season-high six catches totaling 94 yards against Utah State ... his one touchdown occurred against San Jose State ... Wieland also logged five other contests where he had multiple catches ... he added six rushes for 19 yards and two touchdowns.

Date	Opponent	Tackles				Sacks	Fumble				Pass Defense				PAT Attempts	off			
		ua	a	total	tfl-yds		no-yds	ff	fr-yds	int-yds	qbh	brup	kick	kick	rush	rcv	saf	tlo	pts
Aug 27	at Illinois	1	0	1	0.0-0	0.0-0	0	0-0	0	0-0	0	0	0	0-0	0	0	0	-	0
Sep 03	TULSA	1	0	1	0.0-0	0.0-0	0	0-0	0	0-0	0	0	0	0-0	0	0	0	-	0
Sep 10	NORTHERN COLO.	1	0	1	0.0-0	0.0-0	0	0-0	0	0-0	0	0	0	0-0	0	0	0	-	0
Sep 16	AIR FORCE	0	0	0	0.0-0	0.0-0	0	0-0	0	0-0	0	0	0	0-0	0	0	0	-	0
Sep 24	at BYU	1	0	1	0.0-0	0.0-0	0	0-0	0	0-0	0	0	0	0-0	0	0	0	-	0
Oct 01	SAN JOSE ST.	0	0	0	0.0-0	0.0-0	0	0-0	0	0-0	0	0	0	0-0	0	0	0	-	0
Oct 08	at New Mexico	0	0	0	0.0-0	0.0-0	0	0-0	0	0-0	0	0	0	0-0	0	0	0	-	0
Oct 22	UTAH ST.	0	0	0	0.0-0	0.0-0	0	0-0	0	0-0	0	0	0	0-0	0	0	0	-	0
Oct 29	at Hawaii	0	0	0	0.0-0	0.0-0	0	0-0	0	0-0	0	0	0	0-0	0	0	0	-	0
Nov 12	at Colorado St.	0	0	0	0.0-0	0.0-0	0	0-0	0	0-0	0	0	0	0-0	0	0	0	-	0
Nov 19	BOISE ST.	0	0	0	0.0-0	0.0-0	0	0-0	0	0-0	0	0	0	0-0	0	0	0	-	0
Nov 25	at Fresno State	0	0	0	0.0-0	0.0-0	0	0-0	0	0-0	0	0	0	0-0	0	0	0	-	0
Totals		4	0	4	0.0-0	0.0-0	0	0-0	0	0-0	0	0	0	0-0	0	0	0	-	0

WYATT WIELAND CAREER STATISTICS

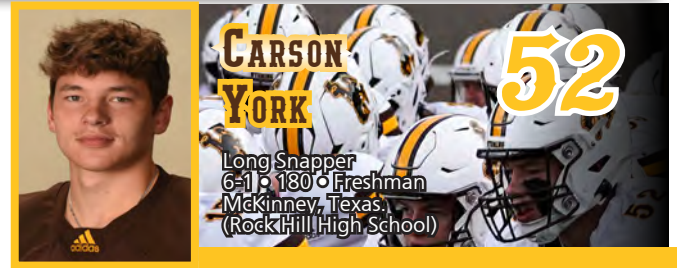
YEAR	G	REC	YARDS	AVG	AVG	TDS	LONG
				REC	GAME		
2020	10	0	0	0	0	0	0
2021	13	4	60	15.0	4.6	0	23
2022	12	21	289	13.8	24.1	1	39
Totals	35	25	349	14.0	10.0	1	39

Single-game career highs

Catches: 6 (vs. Utah State, 2022) Yards: 94 (vs. Utah State, 2022)
Touchdowns: 1 (vs. San Jose State, 2022) Long: 39 (vs. Utah State, 2022)



COWBOY BIOS



2022: Williams made appearances in all 12 games during the regular season with two starts ... he recorded a 18 total tackles, two pass break-ups, one forced fumble and one fumble recovery ... Williams enjoyed a season-high five tackles in each of the first to games at Illinois and against Tulsa ... he had two other contests where he logged multiple tackles.

2022: York started all 12 games during the regular season ... he was part of a special teams unit that ranked highly in both punting and kicking ... punter Clayton Stewart ranked second in the Mountain West Conference and 28th in country, averaging 44 yards per punt ... placekicker John Hoyland connected on 20 of his 23 field-goal attempts ... he made three kicks of at least 50 yards with a long of 55 yards and ranked first in the conference and ninth nationally with 1.7 field goals per game.

Date	Opponent	Tackles			Sacks	Fumble		Pass Defense			blkd	PAT Attempts			off		
		ua	a	total		ff	fr-yds	int-yds	qbh	brup		kick	rush	rcv	saf	tko	pts
Aug 27	at Illinois	5	0	5	0.0-0	0	0-0	0-0	0	0	0	0-0	0	0	0	-	0
Sep 03	TULSA	4	1	5	0.0-0	0	0-0	0-0	0	1	0	0-0	0	0	0	-	0
Sep 10	NORTHERN COLO.	3	0	3	0.0-0	1	0-0	0-0	0	0	0	0-0	0	0	0	-	0
Sep 16	AIR FORCE	0	0	0	0.0-0	0	0-0	0-0	0	0	0	0-0	0	0	0	-	0
Sep 24	at BYU	0	1	1	0.0-0	0	0-0	0-0	0	0	0	0-0	0	0	0	-	0
Oct 01	SAN JOSE ST.	0	0	0	0.0-0	0	0-0	0-0	0	0	0	0-0	0	0	0	-	0
Oct 08	at New Mexico	1	1	2	0.0-0	0	0-0	0-0	0	1	0	0-0	0	0	0	-	0
Oct 22	UTAH ST.	0	0	0	0.0-0	0	0-0	0-0	0	0	0	0-0	0	0	0	-	0
Oct 29	at Hawaii	0	0	0	0.0-0	0	0-0	0-0	0	0	0	0-0	0	0	0	-	0
Nov 12	at Colorado St.	0	1	1	0.0-0	0	0-0	0-0	0	0	0	0-0	0	0	0	-	0
Nov 19	BOISE ST.	0	1	1	0.0-0	0	0-0	0-0	0	0	0	0-0	0	0	0	-	0
Nov 25	at Fresno State	0	0	0	0.0-0	0	0-0	0-0	0	0	0	0-0	0	0	0	-	0
Totals		13	5	18	0.0-0	1	0-0	0-0	0	2	0	0-0	0	0	0	-	0

MILES WILLIAMS CAREER STATISTICS

YEAR	G	UT	AT	TT	SACKS/ YDS	TFL/ YDS	FF	FR/ YDS	PBU	INT/ YDS
2018	5	1	1	2	0/0	0/0	0	0/0	0	0/0
2019	13	2	2	4	0/0	0/0	0	0/0	0	0/0
2020	6	5	2	7	0/0	0/0	0	0/0	0	0/0
2021	7	5	0	5	0/0	0/0	0	0/0	0	1/0
2022	12	13	5	18	0/0	0/0	1	1/0	2	0/0
Totals	43	26	10	36	0/0	0/0	1	1/0	2	1/0

Single-game career highs

Solo Tackles: 5 (at Illinois, 2022) Assisted: 3 (Northern Colorado, 2022)
Total Tackles: 5 (vs. Tulsa, 2022)

CARSON YORK CAREER STATISTICS

Games Played: 12 (12 in 2022)
Games Started: 12 (12 in 2022)



Ohio Fast Facts

Location: Athens, Ohio
Enrollment: 34,443
Founded: 1804
Athletic Director: Julie Cromer
Colors: Green and White
Nickname: Bobcats
Conference: Mountain West
Stadium: Peden Stadium
Capacity: 27,000
Surface: FieldTurf

Series Record vs. Ohio

The 2022 Meeting Will be the: 3rd
Overall Series Record: UW leads 2-0
Series Began: Sept. 22, 2007
UW Record in Laramie: 1-0
UW Record in Athens: 1-0
UW Record at Neutral Sites: 0-0
UW Head Coach Craig Bohl vs.: 0-0
Longest UW Win Streak: 2 (2007-Pres.)
Longest Ohio Win Streak: None
Largest UW Margin of Victory: 1 (07/08)
Largest Ohio Margin of Victory: None
Most Points Scored by UW: 34 in 2007
Most Points Scored by Ohio: 33 in 2007

Date	Score	Site
08/30/2008	W, 21-20	H
09/22/2007	W, 34-33	A

About Ohio: The Bobcats head into the contest with a 9-4 overall record and won their the eastern division of the MAC with a 7-1 record. Ohio fell in the conference title game to Toledo by a score of 17-7.

Ohio averages 31.9 points per game on the season and are allowing 28.4 points. The Bobcat offense averages 424.2 yards of total offense per game passing for 285.3 yards and rushing for 138.9 yards. The Ohio defense allows 437.4 yards per game on the season, as opponents pass for 293.7 yards and rush for 143.7 per game.

The Ohio offense is paced by quarterback Kurtis Rourke, who missed the conference title game. He passed for 296 yards per game with 25 touchdowns and four interceptions. Backup CJ Harris passed for 393 yards on the season with a passing touchdown and interception. Running back Sieh Bangura rushed for 85 yards per game with 12 touchdowns. Wide receiver Sam Wiglus had 69 catches for 850 yards and 11 touchdowns.

The Bobcat defense was led by linebacker Keye Thompson with 96 tackles on the season. He also had an interception and added two fumble recoveries. Linebacker Bryce Houston added 72 tackles and led the team with 5.5 sacks on the season. He also had 11 tackles for loss for the year.

Head Coach Tim Albin: Tim Albin enters his second season as head coach of Ohio football after being promoted to head coach on July 15, 2021.

Albin joined the Ohio Football coaching staff as offensive coordinator on Jan. 4, 2005, reuniting with Frank Solich after four seasons together at Nebraska. The 2022 season will mark Albin's 18th year in Athens.

Since his arrival in Athens, Albin has produced offensive units that have consistently ranked among the top of the Mid-American Conference. He also has directed an offensive attack that has practically rewritten all of Ohio's rushing, passing records, and scoring records.

Albin served with Solich at Nebraska from 2000 to 2003. He started with the Cornhusker program as a graduate assistant, a position he held for three seasons before being promoted to running backs coach and passing game coordinator for the 2003 season. Working with the Nebraska tight ends as a graduate assistant, Albin helped Tracey Wistrom earn third-team All-America status in back-to-back seasons.

Prior to his stint at Nebraska, Albin was the head coach at Northwestern Oklahoma State for three seasons, winning the NAIA national championship in 1999 with a 13-0 record. He was named NAIA Football Coach of the Year by Rawlings and American Football Coach Magazine as the Rangers recorded their first undefeated season in history. Six of his players earned NAIA All-America honors. Albin's three squads improved every season going from 5-5 in 1997 to 7-3 in 1998.

Pokes' Overtime History: Wyoming has played 18 overtime games in its history. The most recent overtime game the Cowboys played was Sept. 3, 2022. The Cowboys defeated Tulsa 40-37 in double overtime. Wyoming has played five overtime games at home in War Memorial Stadium. Two of Wyoming's 18 overtime games have been played on neutral sites. The other 11 overtime games have been played on the road.

Date	Opponent, Result	Wyoming Record	Site
9/7/96	at Iowa State, W 41-38 (1ot)	1-0	Away
12/7/96	vs. BYU, L 25-28 (1ot) #	1-1	Neutral
10/17/98	at UNLV, W 28-25 (1ot)	2-1	Away
11/2/02	at UNLV, L 48-49 (1ot)	2-2	Away
11/6/04	at UNLV, W 53-45 (3ot)	3-2	Away
9/9/06	at Virginia, L 12-13 (1ot)	3-3	Away
9/30/06	at Syracuse, L 34-40 (2ot)	3-4	Away
12/19/09	vs. Fresno State, W 35-28 (2ot) *	4-4	Neutral
9/22/12	at Idaho, W 40-37 (1ot)	5-4	Away
10/6/12	at Nevada, L 28-35 (1ot)	5-5	Away
11/23/13	vs. Hawai'i, W 59-56 (1ot)	6-5	Home
10/18/14	vs. San Jose State, L 20-27 (1ot)	6-6	Home
9/3/16	vs. Northern Illinois, W 40-34 (3ot)	7-6	Home
11/12/16	at UNLV, L 66-69 (3ot)	7-7	Away
9/23/17	vs. Hawai'i, W 28-21 (1ot)	8-7	Home
11/9/19	at Boise State, L 17-20 (1ot)	8-8	Away
10/24/20	at Nevada, L 34-37 (1ot)	8-9	Away
9/3/22	vs. Tulsa, W 40-37 (2ot)	9-9	Home

#The overtime game versus BYU was played in the 1996 Western Athletic Conference





BY THE NUMBERS



Wyoming Cowboys

Head Coach: Craig Bohl (Nebraska '79)
Overall Record: 156-87 (.642), 20th season
Record at Wyoming: 52-55 (.486), 9th season
Conference Record: 81-62, 20th season
Coach vs. Opponent: 0-0

Team Captains: #6 Andrew Peasley, Jr., QB; #81 Treyton Welch, Jr., TE; #94 Cole Godbout, NT, Jr.; #28 Easton Gibbs, So., LB

2022 Team Statistics

2022 Offensive Team Statistics	WYO	Opp.
Points Scored Per Game	20.8	23.4
Yards Rushing Per Game	187.8	149.5
Yards Passing Per Game	127.8	219.8
Yards Total Offense Per Game	315.5	369.3
First Downs Per Game	15.9	19.4
Third Down Conversions/Attempts	54-159	66-175
Third Down Conversion Percentage	34%	38%
Average Time of Possession	29:06	30:54

2022 Defensive Team Statistics	WYO	Opp.
Total Sacks By	34	15
Sack yardage	202	115
Interceptions	6	11
Interception Yardage	16	94

2022 Special Team Statistics	WYO	Opp.
Net Punting Average	36.0	41.4
Punt Return Average	4.0	12.1
Kickoff Return Average	21.5	22.5
Field Goals Made/Attempted	20-23	13-25
Field Goal Percentage	.869	.520

2022 Miscellaneous Statistics	WYO	Opp.
Avg. No. of Penalties Per Game	4.4	5.3
Yards Penalties Per Game	38.3	49.3
Fumbles-Lost	10-4	14-7

2022 Individual Statistical Leaders

2022 Rushing Leaders	Total Att.	Net Gain	Avg./ Rush	Avg./ Game	TD
#30 Dawaiian McNeely, RB	63	356	5.7	35.6	1
#7 D.Q. James, RB	40	346	8.7	38.4	0

2022 Passing Leaders	Comp. -Att.	Comp %	Total Yards	Avg./ Game	Int./ TD
#6 Andrew Peasley, QB	126-245	51.4	1388	126.2	8/9
#12 Caden Clemons, QB	12-29	41.4	145	36.3	3/1

2022 Receiving Leaders	Rec.	Total Yards	Avg./ Rec.	Avg./ Game	TD
#11 Wyatt Wieland, WR	21	289	13.8	24.1	1
#80 Parker Christensen, TE	19	169	8.9	15.4	1

2022 Leading Tacklers	Solo Tackles	Assisted Tackles	Total Tackles	Avg
#28 Easton Gibbs, LB	58	53	111	9.3
#43 Shae Suiaunoa, LB	39	28	67	5.6

2022 Wyoming Schedule/Results 7-5, 5-3 in the Mountain West Conference)

Date	Opponent	Time (M.T.) Results	TV
Aug. 27	at Illinois	L, 6-38	BTN
Sept. 3	Tulsa	W, 40-37 2OT	FS1
Sept. 10	Northern Colorado	W, 33-10	MWNN
Sept. 16	Air Force *	W, 17-14	CBSSN
Sept. 24	at #19 BYU	L, 24-38	ESPN2
Oct. 1	San Jose State *	L, 16-33	CBSSN
Oct. 8	at New Mexico *	W, 27-14	CBSSN
Oct. 22	Utah State *	W, 28-14	Fox Sports Networks
Oct. 29	at Hawaii *	W, 27-20	MW Network
Nov. 12	at Colorado State *	W, 14-13	CBSSN
Nov. 19	Boise State *	L, 17-20	CBSSN
Nov. 25	at Fresno State *	L, 0-30	FS1
Dec. 30	Ohio	2:30 p.m.	Barstool

*Indicates Mountain West Conference games

Ohio Bobcats

Head Coach: Tim Albin, Northwest Oklahoma State
Overall Record: 37-21 (.634), 5th Season
Record at Current School: 12-13 (.480), 2nd Season
Conference Record: 10-6 (.625), 2nd Season
Coach vs. Opponent: 0-0

Team Captains: #50 Kai Caesar, Gr., DT; #32 Bryce Houston, Sr., LB; #12 Kurtis Rourke, R Jr., QB

2022 Team Statistics

2022 Offensive Team Statistics	Ohio	Opp.
Points Scored Per Game	31.9	28.8
Yards Rushing Per Game	138.9	143.7
Yards Passing Per Game	285.3	293.7
Yards Total Offense Per Game	424.2	437.4
First Downs Per Game	20.1	22.5
Third Down Conversions/Attempts	72-172	64-165
Third Down Conversion Percentage	42%	39%
Average Time of Possession	32:16	27:44

2022 Defensive Team Statistics	Ohio	Opp.
Total Sacks By	32	22
Sack yardage	228	171
Interceptions	11	5
Interception Yardage	147	87

2022 Special Team Statistics	Ohio	Opp.
Net Punting Average	34.2	40.1
Punt Return Average	2.2	8.2
Kickoff Return Average	19.6	17.6
Field Goals Made/Attempted	19-23	15-18
Field Goal Percentage	.826	.833

2022 Miscellaneous Statistics	Ohio	Opp.
Avg. No. of Penalties Per Game	5.0	6.2
Yards Penalties Per Game	44.2	53.6
Fumbles-Lost	13-7	25-13

2022 Individual Statistical Leaders

2022 Rushing Leaders	Total Att.	Net Gain	Avg./ Rush	Avg./ Game	TD
#22 Sieh Bangura, RB	197	940	4.8	85.5	12
#21 Nolan McCormick, RB	81	283	3.5	23.6	1

2022 Passing Leaders	Comp. -Att.	Pct.	Total Yards	Avg./ Game	Int./ TD
#7 Kurtis Rourke, QB	244-353	69.1	3256	296.0	4/25
#10 CJ Harris, QB	32-64	50.0	393	65.5	1/1

2022 Receiving Leaders	Rec.	Total Yards	Avg./ Rec.	Avg./ Game	TD
#12 Sam Wigiuzs, WR	69	850	12.3	65.4	11
#8 Jacoby Jones, WR	42	732	17.4	56.3	5

2022 Leading Tacklers	Solo Tackles	Assisted Tackles	Total Tackles	Avg
#38 Keye Thompson, LB	45	51	96	7.4
#32 Bryce Houston, LB	38	34	72	5.5

2022 Ohio Schedule/Results (9-4 overall, 7-1 in Mid-American)

Date	Opponent	Time (M.T.) Results
Sept. 3	Florida Atlantic	W, 41-38
Sept. 10	at Penn State	L, 10-46
Sept. 17	at Iowa State	L, 10-43
Sept. 24	Fordham	W, 59-52
Oct. 1	at Kent State *	L, 24-31
Oct. 8	Akron *	W, 55-34
Oct. 15	at Western Michigan *	W, 33-14
Oct. 22	Northern Illinois *	W, 24-17
Nov. 1	Buffalo *	W, 37-21
Nov. 8	at Miami (Ohio) *	W, 37-21
Nov. 15	at Ball State *	W, 32-18
Nov. 22	Bowling Green *	W, 38-14
Dec. 3	Toledo !	L, 7-17
Dec. 30	Wyoming	2:30 p.m.

*Indicates Mid-American Games - ! Mid-American Championship





Box Score (Final)
The Automated ScoreBook
 Wyoming Cowboys vs Illinois (Aug 27, 2022 at Champaign, Illinois)

Score by Quarters	1	2	3	4	Total
Wyoming Cowboys	3	0	3	0	6
Illinois	7	10	7	14	38

Otr	Time	Scoring play
1st	00:34	WYO - Hoyland, John 22 yd field goal, 8-70 4:05
2nd	08:12	FIGHTING - Brown, Chase 11 yd run (Griffin, Caleb kick), 6-59 2:19
	04:33	FIGHTING - Griffin, Caleb 27 yd field goal, 6-10 2:13
1st	14:19	FIGHTING - Brown, Chase 14 yd pass from (Griffin, Caleb kick), 2-52 0:35
3rd	12:15	WYO - Hoyland, John 46 yd field goal, 7-47 2:45
	02:56	FIGHTING - Bryant, Pat 8 yd pass from (Griffin, Caleb kick), 11-78 5:06
4th	14:56	FIGHTING - Brown, Chase 5 yd run (Griffin, Caleb kick), 5-44 1:14
	06:49	FIGHTING - Love III, Reggie 33 yd run (Griffin, Caleb kick), 7-70 4:09

	WYO	FIGHTING
FIRST DOWNS	10	26
RUSHES-YARDS (NET)	31-182	41-260
PASSING YDS (NET)	30	217
Passes Att-Comp-Int	20-5-1	40-30-0
TOTAL OFFENSE PLAYS-YARDS	51-212	81-477
Fumble Returns-Yards	0-0	0-0
Punt Returns-Yards	0-10	0-30
Kickoff Returns-Yards	2-40	2-53
Interception Returns-Yards	0-0	1-40
Punts (Number-Avg)	8-38.2	4-46.2
Fumbles-Lost	2-1	1-0
Penalties-Yards	4-39	6-65
Possession Time	23:24	36:36
Third-Down Conversions	1 of 12	7 of 16
Fourth-Down Conversions	0 of 1	1 of 2
Red-Zone Scores-Chances	1-1	5-7
Sacks By: Number-Yards	0-0	0-0

RUSHING: Wyoming Cowboys-Swen, Titus 17-98; Peasley, Andrew 8-76; Braasch, Joseph 4-9; James, D.Q. 2-minus 1. Illinois-Brown, Chase 19-151; Love III, Reggie 3-46; McCray, Josh 8-33; Hayden, Chase 7-28; DeVito, Tommy 2-4; TEAM 2-minus 2.

PASSING: Wyoming Cowboys-Peasley, Andrew 5-20-1-30. Illinois-Devito, Tommy 27-37-0-194; Sitkowski, Artur 3-3-0-23.

RECEIVING: Wyoming Cowboys-Cobbs, Joshua 2-14; Braasch, Joseph 1-7; Pelissier, Will 1-5; Welch, Treyton 1-4. Illinois-Williams, Isaiah 7-26; Hightower, Brian 4-32; Bryant, Pat 3-44; Washington, Case 3-26; Brown, Chase 3-16; Morris, Jonah 2-18; Hayden, Chase 2-12; McCray, Josh 2-7; Reiman, Tip 1-12; Marchese, Michael 1-10; Hank, Beatty 1-8; Scott, Miles 1-6.

INTERCEPTIONS: Wyoming Cowboys-None. Illinois-Witherspoon, Dev 1-40.

FUMBLES: Wyoming Cowboys-Swen, Titus 1-0; Braasch, Joseph 1-1. Illinois-Case, Kody 1-0.

Wyoming Cowboys (0-1) vs. Illinois (1-0)
 Date: Aug 27, 2022 • Site: Champaign, Illinois • Stadium: Memorial Stadium
 Attendance: 37832

Kickoff time: 3:01pm • End of Game: 6:32pm • Total elapsed time: 03:31
 Officials: Referee: Snodgrass, Ron; Umpire: Hudak, Brad; Linesman: Hinkamper, Ric;
 Line judge: Loving Sr., Kris; Back judge: Kemp, Jake; Field judge: Debusse, Kyle;
 Side judge: Steratore, Frank;
 Temperature: 84 • Wind: W 6mph • Weather: Sunny

RECAP: The Wyoming Cowboys fell to the Illinois Fighting Illini in the season opener on Saturday by a score of 38-6 in Memorial Stadium in Champaign, Illinois. It marked Wyoming's first loss in a non-conference season opener since falling to Iowa in 2017. The contest saw 19 new players make their debuts and nine of those make their first career starts.

"We came into the contest with a plan to win, but we didn't execute," UW head coach Craig Bohl said. "Illinois had some playmakers make plays. To beat a Big Ten team, you need to be ahead in the turnover margin, and we didn't do that. We have to work on things to get better and move forward. This will be a learning experience for us, and our guys will band together."

Illinois held the Pokes to 222 yards of total offense. The Fighting Illini offense added 475 yards rushing for 260 yards and passing for 215. Illinois held a 36:36-23:24 advantage in time of possession.

The Cowboy offense was paced by Titus Swen with 98 yards rushing on 17 carries. Quarterback Andrew Peasley rushed for 76 yards and was 6-of-21 passing for 40 yards. Joshua Cobbs added two catches for 14 yards.

The defense was led by linebacker Easton Gibbs with nine tackles. Nose tackle Cole Godbout added seven tackles and one tackle for loss. DeVonne Harris, a defensive end added a career-high six tackles with a tackle for loss. In his first start, linebacker Shae Suiaunoa added six tackles for his career high. Wyatt Ekeler added six tackles as well for a career high.

Kicker John Hoyland added a pair of field goals including a career-best 46 yarder.

Illinois got on the board first using a 60-yard kickoff return by Peyton Vinning to set up a two-play drive that ended in a Tommy DeVito touchdown pass to Chase Brown from 14 yards 41 seconds into the contest.

The Cowboy defense settled from their as the Wyoming offense tacked on a field goal from John Hoyland from 22-yards for a 7-3 contest in the closing minute of the first quarter. The drive was set up by a trio of runs. Swen added an 11-yard rush followed by a 17-yard and 37-yard rush from Peasley.

The Illini took a 14-7 advantage in the second quarter on a 11-yard run from Brown with 8:12 left in the first half. Illinois would add a field goal by Caleb Griffin from 27-yards for a 17-7 lead with 4:33 left in the frame. It was paced by an Illini interception returned into Cowboy territory.

The Pokes opened the second half with a field goal for a 17-6 contest for Illinois. This time a career long from Hoyland from 46-yards. The first drive of the frame saw Swen open with a 25-yard scamper. He also added an 11-yard carry, as Treyton Welch and Will Pelissier add a catch on the drive.

Illinois made it a 24-6 contest with 2:56 left in the third quarter on a 11-play, 78-yard drive. The tally was a pass from DeVito to Pat Bryant from six yards. The score was set up by a ground game for the Illini rushing for 31 yards.

The Cowboys went for it on fourth down but were stopped by Illinois. The Fighting Illinois responded with another score to take a 31-6 lead in the opening seconds of the fourth quarter. Brown found the endzone from five yards for his second score of the day.

The Illini added another score in the fourth quarter and took the contest 38-6.

The Illini were led by running back Chase Brown with 151 yards rushing and two touchdowns. Quarterback Tommy DeVito added 192 yards passing going 27-of-37 with two touchdowns.



TULSA RECAP



Box Score (Final) The Automated ScoreBook Tulsa vs Wyoming Cowboys (Sep 03, 2022 at Laramie, Wyoming)

Score by Quarters	1	2	3	4	Total
Tulsa	3	17	7	7	37
Wyoming Cowboys	10	7	7	10	40

Qtr Time Scoring play

1st 14:23 WYO - Gibbs, Easton 0 yd FUMB: FUMB: (Hoyland, John kick), 2--25 0:37
 09:02 GOLDEN - Long,Zack 32 yd field goal, 13-62 5:21
 00:54 WYO - Hoyland, John 25 yd field goal, 13-67 8:08
 2nd 08:27 GOLDEN - Anderson,Steven 1 yd run (Long,Zack kick), 11-77 4:47
 02:48 GOLDEN - Long,Zack 27 yd field goal, 10-86 3:56
 00:57 WYO - Pelissier, Will 48 yd pass from (Hoyland, John kick), 6-75 1:51
 00:08 GOLDEN - Jones,Malachai 5 yd pass from (Long,Zack kick), 5-75 0:49
 3rd 12:12 WYO - Marquez, Ryan 9 yd PUNT: PUNT: (Hoyland, John kick), 3-3 1:00
 08:12 GOLDEN - Santana,JuanCar 41 yd pass from (Long,Zack kick), 9-75 4:00
 4th 14:54 GOLDEN - Stokes,Keylon 19 yd pass from (Long,Zack kick), 8-55 3:17
 10:53 WYO - Hoyland, John 55 yd field goal, 8-37 4:01
 06:19 WYO - Cobbs, Joshua 51 yd pass from (Hoyland, John kick), 3-69 1:27
 1st 00:00 GOLDEN - Long,Zack 25 yd field goal, 5-18 0:00
 00:00 WYO - Hoyland, John 25 yd field goal, 6-19 0:00
 2nd 00:00 WYO - Hoyland, John 30 yd field goal, 6-12 0:00

	GOLDEN	WYO
FIRST DOWNS	25	17
RUSHES-YARDS (NET)	32-61	37-143
PASSING YDS (NET)	460	256
Passes Att-Comp-Int	52-30-0	30-20-0
TOTAL OFFENSE PLAYS-YARDS	84-521	67-399
Fumble Returns-Yards	0-0	0-0
Punt Returns-Yards	0-14	0-18
Kickoff Returns-Yards	1-21	1-30
Interception Returns-Yards	0-0	0-0
Punts (Number-Avg)	4-38.2	5-47.8
Fumbles-Lost	2-2	1-1
Penalties-Yards	7-65	6-56
Possession Time	30:45	29:15
Third-Down Conversions	9 of 19	5 of 15
Fourth-Down Conversions	0 of 0	0 of 0
Red-Zone Scores-Chances	6-6	3-4
Sacks By: Number-Yards	0-0	4-0

RUSHING: Tulsa-Anderson,Steven 10-40; Ford,Jordan 7-26; Gary,Tahj 3-6; Jackson,Bill 2-4; TEAM 1-minus 3; Brin,Davis 9-minus 12. Wyoming Cowboys-Peasley, Andrew 10-45; Swen, Titus 11-40; McNeely, Dawail 6-26; Pelissier, Will 2-19; James, D.Q. 2-9; Braasch, Joseph 4-8; TEAM 2-minus 4.

PASSING: Tulsa-Brin,Davis 30-52-0-460. Wyoming Cowboys-Peasley, Andrew 20-30-0-256.

RECEIVING: Tulsa-Stokes,Keylon 11-169; Santana,JuanCar 7-102; Jones,Malachai 6-103; Epps,Isaiah 4-79; Tryon,Bayne 1-7; Ford,Jordan 1-0. Wyoming Cowboys-Cobbs, Joshua 5-77; Christensen, Pa 4-45; Pelissier, Will 3-67; James, D.Q. 2-34; Wieland, Wyatt 2-20; Braasch, Joseph 2-10; Swen, Titus 1-2; Welch, Treyton 1-1.

INTERCEPTIONS: Tulsa-None. Wyoming Cowboys-None.

FUMBLES: Tulsa-Stokes,Keylon 1-1; Brin,Davis 1-1. Wyoming Cowboys-Swen, Titus 1-1.

Tulsa (0-1) vs. Wyoming Cowboys (1-1)

Date: Sep 03, 2022 • Site: Laramie, Wyoming • Stadium: Jonah Field at War M
Attendance: 20574

Kickoff time: 1:35pm • End of Game: 5:39pm • Total elapsed time: 04:03

Officials: Referee: Noli,Jon; Umpire: Tucker,Rod; Linesman: Wright,Tony;
Line judge: Kilmer,Joh; Back Judge: Baldwin,Dave; Field judge: Barnes,Brendon;
Side judge: Moku,Duane;
Temperature: 84 • Wind: • Weather: Sunny

RECAP: The Wyoming Cowboys excelled in all three phases of Saturday's home opener against the Tulsa Golden Hurricane. Wyoming scored a defensive touchdown, blocked a punt for a touchdown and scored two offensive touchdowns plus place-kicker John Hoyland made a career long 55-yard field goal and tied a career high with four made field goals, including the game winner in the second overtime as Wyoming captured a 40-37 double overtime thriller.

Offensively, Cowboy quarterback Andrew Peasley had an outstanding day, completing 20 of 30 passes (66.7 percent) for 256 yards, two TD passes and no interceptions. Peasley also led Wyoming in rushing with 45 yards and accounted for 301 yards of total offense. He threw a touchdown pass of 48 yards to wide receiver Will Pelissier in the second quarter to give Wyoming a 17-13 lead, and he threw a 51-yard TD to wideout Joshua Cobbs in the fourth quarter to tie the game at 34-34 and force overtime. Cobbs set a new career high in receiving yards with 77 yards on five catches. Pelissier set career highs in both receptions (3) and receiving yards (67). Fullback/tight end Parker Christensen added four catches for 45 yards, which were both career highs for him. Eight different Cowboys caught passes from Peasley on the day. UW running back Titus Swen added 40 yards rushing on Saturday. The Pokes used four different running backs in the game as Dawaiian McNeely, D.Q. James and Joey Braasch all joined Swen in carrying the ball.

Wyoming's defense got the Cowboys off to a fast start as the game began with a big play by defensive tackle Jordan Bertagnole and safety Miles Williams. The two Cowboys put pressure on Tulsa quarterback Davis Brin on the second play of the game at the Tulsa 28-yard line. Bertagnole punched the ball out of Brin's hands and the ball bounded into the end zone and was recovered by Cowboy linebacker Easton Gibbs for a touchdown. Place-kicker John Hoyland added the extra point and Wyoming had a 7-0 lead only 37 seconds into the game. Gibbs would lead the Pokes in tackles on the day with eight. His running mate at linebacker, Shae Suiaunoa was credited with seven tackles and had a huge sack in the second overtime. Nickel back Keonte Ginton recorded six tackles, one fumble recovery and three pass breakups, including a critical pass breakup on Tulsa's final possession in the second overtime to force the Golden Hurricane into a field-goal attempt that was unsuccessful and gave Wyoming its 40-37 victory.

Saturday's game marked the first time since Sept. 30, 2017, Wyoming home win over Texas State (45-10) that Wyoming scored a touchdown on offense, defense and special teams. Wyoming's special teams' touchdown came in the third quarter when Cowboy wide receiver Ryan Marquez blocked a Tulsa punt and then picked up the blocked punt and returned it nine yards for a TD.



Box Score (Final) The Automated ScoreBook

Northern Colo. vs Wyoming Cowboys (Sep 10, 2022 at Laramie, Wyoming)

Score by Quarters	1	2	3	4	Total
Northern Colo.	0	0	3	7	10
Wyoming Cowboys	3	6	7	17	33

Otr Time Scoring play

1st	04:27	WYO - Hoyland, John 23 yd field goal, 11-56 6:24
2nd	13:42	WYO - Hoyland, John 41 yd field goal, 11-27 4:29
	05:08	WYO - Hoyland, John 39 yd field goal, 9-25 3:05
3rd	07:54	BEARS - Green,Hunter 32 yd field goal, 12-45 4:49
	04:45	WYO - Swen, Titus 6 yd run (Hoyland, John kick), 10-75 3:09
4th	14:48	BEARS - Sirmon,Jacob 6 yd pass from (Green,Hunter kick), 5-9 2:00
	06:50	WYO - Hoyland, John 35 yd field goal, 9-32 4:09
	03:45	WYO - Swen, Titus 22 yd run (Hoyland, John kick), 1-22 0:06
	01:56	WYO - Swen, Titus 1 yd run (Hoyland, John kick), 2-3 0:38

	BEARS	WYO
FIRST DOWNS	9	18
RUSHES-YARDS (NET)	24-15	47-149
PASSING YDS (NET)	132	144
Passes Att-Comp-Int	36-16-2	30-19-0
TOTAL OFFENSE PLAYS-YARDS	60-147	77-293
Fumble Returns-Yards	0-0	0-0
Punt Returns-Yards	0-20	0-0
Kickoff Returns-Yards	6-86	1-20
Interception Returns-Yards	0-0	2-18
Punts (Number-Avg)	6-40.8	4-48.5
Fumbles-Lost	3-1	2-0
Penalties-Yards	7-52	7-57
Possession Time	23:39	36:21
Third-Down Conversions	4 of 16	8 of 18
Fourth-Down Conversions	1 of 3	1 of 2
Red-Zone Scores-Chances	2-2	4-4
Sacks By: Number-Yards	2-0	5-0

RUSHING: Northern Colo.-Dotson,Elijah 12-32; Gallup,Kurt 1-9; Robertson,Jacqu 2-6; McCaffrey,Dylan 2-minus 7; Sirmon,Jacob 7-minus 25. Wyoming Cowboys-Swen, Titus 15-76; McNeely,Dawaila 14-48; Braasch, Joseph 9-38; James, D.Q. 3-12; TEAM 2-minus 1; Peasley, Andrew 3-minus 12; Stewart, Clayton 1-minus 12.

PASSING: Northern Colo.-Sirmon,Jacob 12-27-1-91; McCaffrey,Dylan 3-8-1-35; Graham,Trevis 1-1-0-6. Wyoming Cowboys-Peasley, Andrew 19-30-0-144.

RECEIVING: Northern Colo.-Dotson,Elijah 5-31; Pell,Alec 3-21; Arrington,Ty 2-32; Woods,Kassidy 2-25; Ford,Noah 2-9; Graham,Trevis 1-8; Sirmon,Jacob 1-6. Wyoming Cowboys-Wieland, Wyatt 5-53; Cobbs, Joshua 5-44; Christensen, P. 5-31; James, D.Q. 2-8; Swen, Titus 1-4; Brown, Alex 1-4.

INTERCEPTIONS: Northern Colo.-None. Wyoming Cowboys-Suiaunoa, Shae 1-18; Stone, Cameron 1-0.

FUMBLES: Northern Colo.-Sirmon,Jacob 1-0; Afari,David 1-0; Robertson,Jacqu 1-1. Wyoming Cowboys-Peasley, Andrew 1-0; Cobbs, Joshua 1-0.

Northern Colo. (0-2) vs. Wyoming Cowboys (2-1)
Date: Sep 10, 2022 • Site: Laramie, Wyoming • Stadium: Jonah Field at War M
Attendance: 22863

Kickoff time: 2:02pm • End of Game: 5:24pm • Total elapsed time: 03:21
Officials: Referee: Cuttone,Mike; Umpire: Malepeal,Ian; Linesman: Downum,Greg;
Line judge: Owens,Carlos; Back judge: Aaronian,Michae; Field judge: Castleberry,Tre;
Side judge: Corona,Richard;
Temperature: 0 • Wind: • Weather: Sunny

RECAP: For the second straight week, all three phases of the Wyoming Cowboy Football team played critical roles in capturing a home victory. Wyoming was fueled by three turnovers from its defense that also held Northern Colorado to 147 yards of total offense, including only 15 rushing yards. The Wyoming special teams were led by place-kicker John Hoyland, who made four field goals for the second consecutive week to tie a career high, and the Cowboy offense featured an extremely balanced attack, rushing for 149 yards and passing for 144 for a total of 293 yards of total offense. In the end, the Cowboys recorded a 33-10 win to improve to 2-1 on the season. Northern Colorado fell to 0-2.

Wyoming's outstanding defense was led by linebacker Easton Gibbs, who totalled nine tackles, 2.0 tackles for loss, 1.0 sack and two quarterback hurries. His running mate at linebacker, Shae Suiaunoa, tallied a career high eight tackles, 1.0 sack, 1.0 tackle for loss, one quarterback hurry and the first pass interception of his career. Safety Wyatt Ekeler added five tackles and a fumble recovery. Ekeler's fumble recovery was caused by his fellow safety Miles Williams, who also added three tackles. Defensive end Oluwaseyi Omotosho had a career high 3.0 sacks and forced one fumble. Omotosho is the first Cowboy to record 3.0 sacks in a single game since former Cowboy linebacker and current Jacksonville Jaguar Chad Muma had 3.0 sacks against UNLV in 2020. Cornerback Cam Stone intercepted the first pass of his career to go with a pass breakup and one quarterback hurry.

On offense, junior running back Titus Swen rushed for 76 yards on 15 carries and scored a career high three rushing touchdowns. He was joined by running backs Dawaila McNeely, with 48 rushing yards, and Joey Braasch, with 38. Cowboy quarterback Andrew Peasley completed 63.3 percent of his passes (19 of 30) for his second straight game completing over 60 percent of his pass attempts. Peasley threw for 144 yards and once again spread the ball around to eight different receivers. One of those receivers, Wyatt Wieland, caught a career high five passes for a career best 53 yards. Wide receiver Joshua Cobbs and fullback/tight end Parker Christensen each added five catches for 44 and 31 yards, respectively.

On special teams, place-kicker Hoyland was not only a perfect 4 for 4 in field goals on the day, but he also was a perfect 3 for 3 in PATs and scored a total of 15 of Wyoming's 33 points. Cowboy punter Clayton Stewart averaged an amazing 48.5 yards per punt on four punts.

"This game didn't turn out the way I thought it would, but I was glad we got some separation at the end," said Wyoming head coach Craig Bohl at his postgame press conference. "There were some really good things we did. I thought our defensive guys did really well. We got good pressure on the quarterback.

"There was some resolve (among our guys), and there's things to improve. John Hoyland continues to be money, and we are excited about that.

"I'm glad we were able to pull away in the end. What you have (against an FCS opponent) is an opportunity for (their) players to show they belong on a different stage. You're going to get max effort, and we told our guys that. We anticipated that today and certainly got that (from Northern Colorado).

I know they talk about having a prolific passing game (at UNC), which I think they do, but we were able to make them one dimensional. If you can shut the run down, then you have so many more tools in your toolbox. That was going to be critical for us. They were constantly behind the sticks and then our defensive linemen were able to pin their ears back and get some pressure. I don't know how many times we hit the quarterback, but it was countless times."



Box Score (Final) The Automated ScoreBook Air Force vs Wyoming Cowboys (Sep 16, 2022 at Laramie, Wyoming)

Score by Quarters	1	2	3	4	Total
Air Force	0	0	7	7	14
Wyoming Cowboys	3	7	0	7	17

Qtr Time Scoring play

1st 07:28 WYO - Hoyland, John 20 yd field goal, 15-73 7:32
 2nd 07:21 WYO - Welch, Treyton 14 yd pass from (Hoyland, John kick), 3-42 1:25
 3rd 07:45 FALCONS - Cormier, David 9 yd pass from (Dapore, Matthew kick), 13-75 7:15
 4th 09:58 FALCONS - Harris, Cade 41 yd pass from (Dapore, Matthew kick), 8-80 3:55
 06:06 WYO - Swen, Titus 5 yd run (Hoyland, John kick), 8-75 3:52

	FALCONS	WYO
FIRST DOWNS	14	18
RUSHES-YARDS (NET)	40-171	35-180
PASSING YDS (NET)	101	162
Passes Att-Comp-Int	14-7-0	23-18-1
TOTAL OFFENSE PLAYS-YARDS	54-272	58-342
Fumble Returns-Yards	0-0	0-0
Punt Returns-Yards	0-0	0-0
Kickoff Returns-Yards	0-0	0-0
Interception Returns-Yards	1-15	0-0
Punts (Number-Avg)	5-42.8	4-51.5
Fumbles-Lost	0-0	0-0
Penalties-Yards	0-0	3-20
Possession Time	29:26	30:34
Third-Down Conversions	6 of 13	6 of 11
Fourth-Down Conversions	1 of 1	0 of 0
Red-Zone Scores-Chances	1-1	3-3
Sacks By: Number-Yards	0-0	1-0

RUSHING: Air Force-Eldridge III, Jo 13-104; Roberts, Brad 16-54; Daniels, Haaziq 9-6; Fattah, Omar 1-4; Jefferson, Ben 1-3. Wyoming Cowboys-Swen, Titus 19-102; McNeely, Dawaila 7-42; Peasley, Andrew 5-36; Marquez, Ryan 1-6; Pelissier, Will 1-1; TEAM 2-minus 7.

PASSING: Air Force-Daniels, Haaziq 7-14-0-101. Wyoming Cowboys-Peasley, Andrew 18-23-1-162.

RECEIVING: Air Force-Patterson, Kyle 3-32; Harris, Cade 2-45; Terry, Amari 1-15; Cormier, David 1-9. Wyoming Cowboys-Cobbs, Joshua 6-45; Pelissier, Will 3-21; Wieland, Wyatt 2-33; Christensen, P. 2-30; Swen, Titus 2-8; Welch, Treyton 1-14; Marquez, Ryan 1-6; Brown, Alex 1-5.

INTERCEPTIONS: Air Force-Taylor, Trey 1-15. Wyoming Cowboys-None.

FUMBLES: Air Force-None. Wyoming Cowboys-None.

Air Force (2-1, 0-1) vs. Wyoming Cowboys (3-1, 1-0)
 Date: Sep 16, 2022 • Site: Laramie, Wyoming • Stadium: Jonah Field at War M
 Attendance: 18277

Kickoff time: 6:02pm • End of Game: 8:49pm • Total elapsed time: 02:47
 Officials: Referee: Vandervelde, Mic; Umpire: Richeson, Robert; Linesman: Braun, John;
 Line judge: Deckard, Darren; Back judge: Ernest, Brian; Field judge: Asel, Robert;
 Side judge: Carson, Fulton;
 Temperature: 0 • Wind: • Weather: Cloudy

RECAP: From their first possession of Friday night's game, the Wyoming Cowboys showed they were determined to play their best football of the season and they did just that, winning their third straight game by capturing a 17-14 win over the previously unbeaten Air Force Falcons.

The Cowboy offense out gained the Falcons on both the ground and through the air on Friday night. Wyoming accounted for 180 rushing yards to Air Force's 171. The Cowboys threw for 162 yards to Air Force's 101. Wyoming also converted 6 of 11 third-down attempts and won the all-important time of possession battle when playing the Falcons, holding the ball for 30 minutes and 34 seconds to Air Force's 29 minutes and 26 seconds.

Facing an Air Force rushing attack that entered the game ranked No. 1 in the nation, averaging 508.5 yards per game, the Cowboy defense held the Falcons to 171 rushing yards -- 337.5 yards under their average.

There were plenty of individual accolades to pass around for the Pokes. Middle linebacker and defensive captain Easton Gibbs did not start the game after suffering with flu-like symptoms Thursday night and into Friday. Although he didn't start the game, he came in early in the first quarter and ended the day with six tackles and 1.0 tackle for a loss. His fellow defensive captain, nose tackle Cole Godbout, led all players in the game with nine tackles, had 1.0 tackle for loss and two quarterback hurries. Redshirt freshman defensive end Braden Siders had the best game of his young career with six tackles, and defensive tackle Jordan Bertagnole also made six tackles. Redshirt freshman linebacker Read Sunn, who started in place of Gibbs, contributed four tackles against the Falcons.

Cowboy running back Titus Swen recorded his first 100-yard rushing game of the season and the fourth of his career with 102 rushing yards. Swen scored the winning touchdown with 6:06 remaining in the game on a five-yard run where he would not be stopped -- forcing his way into the end zone with the help of his teammates who pushed the Air Force defense back over the goal line. Swen also had a huge run on Wyoming's final possession of the game. Facing a third and 13 at the Wyoming 29-yard line, Swen cut back to his right and out ran the Air Force defense for a 17-yard gain and a first down. That play and a play later in the drive when his running back mate, Dawaila McNeely, gained three yards on a third and two at the Air Force 46 enabled the Wyoming offense to run out the final 4 minutes and 47 seconds of the game and prevented Air Force from getting the ball back.

Quarterback Andrew Peasley played another exceptional game for the Cowboys. He completed 18 of 23 passes for a 78.3 completion percentage, 162 yards, one touchdown pass and one interception. It marked the third consecutive game this season that Peasley completed over 60 percent of his passes. He completed 20 of 30 passes (66.7 percent) in a win over Tulsa and 19 of 30 passes (63.3 percent) against Northern Colorado in a home victory. It marks the first time a Cowboy quarterback has completed over 60 percent of his passes in three consecutive games since Cameron Coffman accomplished that in 2015 against Washington State, New Mexico and Appalachian State.

The Wyoming Cowboys played a near perfect first half. Wyoming's defense held Air Force to only 87 yards of total offense and only 47 rushing yards, while the Cowboy offense generated 183 total yards in the first half, including 111 rushing yards and 72 passing yards.



Box Score (Final) The Automated ScoreBook Wyoming Cowboys vs BYU (Sep 24, 2022 at Provo, Utah)

Score by Quarters	1	2	3	4	Total
Wyoming Cowboys	3	7	0	14	24
BYU	7	7	14	10	38

Otr	Time	Scoring play
1st	09:59	WYO - Hoyland, John 28 yd field goal, 10-57 3:55
	02:50	COUGARS - Brooks,Christop 6 yd run (Oldroyd,Jacob kick), 4-91 1:35
2nd	13:03	WYO - Wieland, Wyatt 4 yd run (Hoyland, John kick), 10-75 4:47
	00:04	COUGARS - Cosper,Brayden 3 yd pass from (Oldroyd,Jacob kick), 13-76 3:28
3rd	07:51	COUGARS - Epps,Kody 3 yd pass from (Oldroyd,Jacob kick), 9-83 5:07
	01:13	COUGARS - Hill,Keanu 9 yd pass from (Oldroyd,Jacob kick), 9-67 4:24
4th	14:54	WYO - Welch, Treyton 19 yd pass from (Hoyland, John kick), 4-50 1:19
	05:31	COUGARS - Hill,Keanu 68 yd pass from (Oldroyd,Jacob kick), 3-72 1:36
	03:15	WYO - Cobbs, Joshua 4 yd pass from (Hoyland, John kick), 6-75 2:16
	01:24	COUGARS - Smith,Justen 25 yd field goal, 5-67 1:51

	WYO	COUGARS
FIRST DOWNS	22	19
RUSHES-YARDS (NET)	34-124	30-188
PASSING YDS (NET)	154	337
Passes Att-Comp-Int	27-14-0	33-26-0
TOTAL OFFENSE PLAYS-YARDS	61-278	63-525
Fumble Returns-Yards	0-0	0-0
Punt Returns-Yards	0-0	0-30
Kickoff Returns-Yards	2-66	1-19
Interception Returns-Yards	0-0	0-0
Punts (Number-Avg)	6-44.5	4-46.8
Fumbles-Lost	1-0	1-0
Penalties-Yards	2-20	11-109
Possession Time	29:37	30:23
Third-Down Conversions	3 of 11	7 of 13
Fourth-Down Conversions	0 of 1	0 of 1
Red-Zone Scores-Chances	4-4	5-5
Sacks By: Number-Yards	1-0	2-0

RUSHING: Wyoming Cowboys-Swen, Titus 20-78; McNeely,Dawaila 5-33; Peasley, Andrew 5-9; Wieland, Wyatt 3-6; Marquez, Ryan 1-minus 2. BYU-Davis,Miles 13-131; Hall,Jaren 8-17; Katoo,Lopini 5-17; Nacua,Puka 1-14; Brooks,Christop 2-10; TEAM 1-minus 1.

PASSING: Wyoming Cowboys-Peasley, Andrew 14-27-0-154. BYU-Hall,Jaren 26-32-0-337; TEAM 0-1-0-0.

RECEIVING: Wyoming Cowboys-Cobbs, Joshua 4-64; Swen, Titus 4-25; Wieland, Wyatt 2-27; Welch, Treyton 2-23; Pelissier, Will 1-8; Christensen, P. 1-7. BYU-Hill,Keanu 5-160; Cosper,Brayden 4-58; Davis,Miles 4-21; Epps,Kody 4-13; Nacua,Puka 3-26; Katoo,Lopini 3-15; Rex,Isaac 2-42; Wake,Masen 1-2.

INTERCEPTIONS: Wyoming Cowboys-None. BYU-None.

FUMBLES: Wyoming Cowboys-Wieland, Wyatt 1-0. BYU-Davis,Miles 1-0.

Wyoming Cowboys (3-2,1-0) vs. BYU (3-1)

Date: Sep 24, 2022 • Site: Provo, Utah • Stadium: LaVell Edwards
Attendance: 60092

Kickoff time: 8:25pm • End of Game: 11:58pm • Total elapsed time: 03:33
Officials: Referee: Boltmann,Kevin; Umpire: Martin,Apollo; Linesman: Carmouche,Eric;
Line judge: Young,David; Back judge: Wetzel,Joel; Field judge: Vinzant,Ed;
Side judge: Helman,Steve;
Temperature: 67 • Wind: SW 4mph • Weather: Sunny

RECAP: The Cowboys (3-2 overall) dropped a 38-24 decision at longtime rival No. 19 BYU on Saturday evening in Lavelle Edwards Stadium in Provo, Utah in the first meeting between the schools since the 2016 season. The Pokes led in the second quarter, but a score until a late first half score by the Cougars propelled BYU to the victory.

“We had had a competitive first half and to beat BYU on the road we need to be able to stay on the field,” UW head coach Craig Bohl said. Defensively we need to play and go after contested balls. We need to tackle better, and some of that has to do with BYU’s ability. This is a hostile environment and is a tough place to play. We will hang together as a football team and get ready for San Jose State in War Memorial Stadium next week.”

The Pokes were held to 278 yards of total offense in the game with the Cougar offense adding 525 yards for the game. BYU did their damage through the air with 337 passing yards and only 188 yards on the ground. The Pokes rushed for 124 yards and passed for 154 yards. BYU recorded

Wyoming was led by running back Titus Swen with 78 yards on 20 carries. Wide receiver Wyatt Wieland grabbed two catches for 27 yards and had three rushes with one touchdown. Quarterback Andrew Peasley was 14-of-27 passing for 154 yards tying a career best with two touchdown passes. Wide receiver Josh Cobbs added four catches for 64 yards and a touchdown. Tight end Treyton Welch also added a touchdown in the contest.

The Cowboy defense was paced by safety Issac White with a season-high seven tackles. Defensive tackles Jordan Bertagnole added seven tackles as well coming one shy of his career high of eight. Cole Godbout also added seven tackles and had 2.5 tackles for loss and is one more tackle from loss to moving into the top-10 in UW history.

The Cougars were led by Hall with 337 yards passing going 26-of-32 with four touchdowns. Running back Miles Davis rushed for 131 yards on the night with Hill Grabbing five catches for 160 yards and two touchdowns. Defensive back Micah Harper added six tackles to lead the Cougars.





Box Score (Final)
The Automated ScoreBook
San Jose St. vs Wyoming Cowboys (Oct 01, 2022 at Laramie, Wyoming)

Score by Quarters	1	2	3	4	Total
San Jose St.	2	17	7	7	33
Wyoming Cowboys	3	7	6	0	16

Qtr	Time	Scoring play
1st	11:41	WYO - Hoyland, John 42 yd field goal, 7-37 2:03
	07:45	SPARTANS - TEAM safety
2nd	11:34	SPARTANS - Schive,Taren 40 yd field goal, 9-57 3:52
	06:39	SPARTANS - Loving-Black,Sk 8 yd pass from TEAM (Schive,Taren kick), 4-60 1:26
	05:11	WYO - Wieland, Wyatt 38 yd pass from (Hoyland, John kick), 4-49 1:22
	00:16	SPARTANS - Cordeiro,Chevan 1 yd run (Schive,Taren kick), 10-75 4:55
3rd	13:43	SPARTANS - Robinson,Kailee 1 yd run (Schive,Taren kick), 2-27 0:35
	08:02	WYO - Christensen, P. 13 yd pass from (McNeely,Dawaila kick failed), 4-80 1:40
4th	06:12	SPARTANS - Cordeiro,Chevan 18 yd run (Schive,Taren kick), 10-80 5:53

	SPARTANS	WYO
FIRST DOWNS	25	10
RUSHES-YARDS (NET)	39-142	31-143
PASSING YDS (NET)	314	110
Passes Att-Comp-Int	37-21-0	22-8-1
TOTAL OFFENSE PLAYS-YARDS	76-456	53-253
Fumble Returns-Yards	0-0	0-0
Punt Returns-Yards	0-5	0-0
Kickoff Returns-Yards	2-49	2-32
Interception Returns-Yards	1-0	0-0
Punts (Number-Avg)	5-41.2	6-51.8
Fumbles-Lost	1-0	0-0
Penalties-Yards	5-40	5-53
Possession Time	36:52	23:08
Third-Down Conversions	6 of 15	5 of 14
Fourth-Down Conversions	1 of 1	1 of 2
Red-Zone Scores-Chances	5-7	1-1
Sacks By: Number-Yards	2-0	2-0

RUSHING: San Jose St.-Robinson,Kailee 20-102; Cordeiro,Chevan 11-24; Sims,Kenyon 4-16; Eget,Walker 1-1; Garrett,Shamar 3-minus 1. Wyoming Cowboys-Peasley, Andrew 7-74; Swen, Titus 17-61; McNeely,Dawaila 4-5; James, D.Q. 2-3; Clemons, Jayden 1-0.

PASSING: San Jose St.-Cordeiro,Chevan 21-37-0-314. Wyoming Cowboys-Peasley, Andrew 6-20-1-85; Clemons, Jayden 2-2-0-25.

RECEIVING: San Jose St.-Cooks,Elijah 8-177; Ross,Charles 6-66; Lockhart,Justin 2-27; Mazotti,Dominic 2-15; Braddock,Jermal 1-16; Loving-Black,Sk 1-8; Robinson,Kailee 1-5. Wyoming Cowboys-Wieland, Wyatt 2-44; Welch, Treyton 2-25; Christensen, P. 2-16; Cobbs, Joshua 1-25; Marcotte, Jacks 1-0.

INTERCEPTIONS: San Jose St.-Hall,Cade 1-0. Wyoming Cowboys-None.

FUMBLES: San Jose St.-Cordeiro,Chevan 1-0. Wyoming Cowboys-None.

San Jose St. (3-1,1-0) vs. Wyoming Cowboys (3-3,1-1)
Date: Oct 01, 2022 • Site: Laramie, Wyoming • Stadium: Jonah Field at War M
Attendance: 17765

Kickoff time: 5:31pm • End of Game: 9:16pm • Total elapsed time: 03:44
Officials: Referee: Davis,Timothy; Umpire: Orsot,Rico; Linesman: Powell,Henriett;
Line judge: Hoslett,Steve; Back judge: Lewis,Robert; Field judge: McNally,Eric;
Side judge: Claiborne,Keith;
Temperature: 0 • Wind: • Weather: Rain

RECAP: The Wyoming Cowboys entered Saturday night's home game versus San Jose State riding a three-game home winning streak, but that came to an end with a 33-16 loss at the hands of the Spartans. The loss evens Wyoming's record at 3-3 overall and 1-1 in the Mountain West Conference. San Jose State improved to 3-1 overall and 1-0 in the Mountain West.

Wyoming took an early lead when the Cowboy defense forced San Jose State into a three-and-out on its first series and the Cowboys took over at their own 39-yard line following a Spartan punt. Wyoming starting quarterback Andrew Peasley was forced out for a couple plays on the first series after taking a hard hit on his first play of the game. Back-up quarterback Jayden Clemons came in and completed a 25-yard pass to wide receiver Joshua Cobbs on a third-and-three, moving the ball down to the San Jose State 29-yard line. After a five-yard run by Swen that took the ball to the 24, place-kicker John Hoyland came in and kicked a 42-yard field goal to give the Pokes a 3-0 lead.

It marked the fifth straight game that Wyoming scored on its first offensive possession of a game.

But the Cowboy offense was challenged throughout the night by a talented San Jose State defense that held the Pokes to 253 yards of total offense (143 rushing and 110 passing), while the Spartan offense was able to generate 456 yards of total offense (142 rushing and 314 passing).

Peasley accounted for 159 yards of total offense (74 rushing and 85 passing) for the Cowboys and threw two touchdown passes of 38 yards to wide receiver Wyatt Wieland and 13 yards to tight end Parker Christensen. Running back Titus Swen added 61 rushing yards. On defense, linebacker Easton Gibbs made 11 tackles for his eighth career double-figure tackle game. Nickel back Keonte Ginton had a career high nine tackles, and safety Wyatt Ekelor added a career high seven tackles. The Pokes were able to create pressure on San Jose State quarterback Chevan Cordeiro, with 10 hurries and 2.0 sacks, but in the end it wasn't enough.

"I think that's an excellent San Jose State team," said Wyoming head coach Craig Bohl in his postgame press conference. "There are certainly things we could have done better tonight. We could have coached better. The players could have played better.

"I was concerned coming into this game. We had a lot of guys that were banged up. Their defensive front, they were much more impressive than on tape. There's a bunch of NFL guys on that front four.

"We had a hard time with some contested balls and that seems to be a broken record. Typically, where we were able to get some movement up front with our offensive line, we got taken to the woodshed.

"It's a disappointing loss, but that's a good football team (San Jose State).

"We got beat on offense. We got beat on defense. We came out ahead in the kicking game, but that's not enough to beat a good football team. It was a rough night. As a coach, I have to encourage these guys to stay in the fight. I don't think there's going to be a quit in them. But we've got to bounce back. There's a lot to play for. We have to get ready for New Mexico on the road."



Box Score (Final) The Automated ScoreBook

Wyoming Cowboys vs New Mexico (Oct 08, 2022 at Albuquerque, New Mex)

Score by Quarters	1	2	3	4	Total
Wyoming Cowboys	0	7	10	10	27
New Mexico	14	0	0	0	14

Otr Time Scoring play

1st 07:52 LOBOS - Kendrick,Miles 2 yd run (Steinkamp,Georg kick), 16-75 7:08
03:17 LOBOS - Holaday,Justin 8 yd run (Steinkamp,Georg kick), 6-67 3:07
2nd 10:08 WYO - Welch, Treyton 47 yd pass from (Hoyland, John kick), 7-82 2:07
3rd 11:32 WYO - Welch, Treyton 29 yd pass from (Hoyland, John kick), 8-75 3:28
06:09 WYO - Hoyland, John 27 yd field goal, 4-3 1:18
4th 08:42 WYO - Hoyland, John 19 yd field goal, 8-74 3:34
01:09 WYO - Stone, Cameron 38 yd INT: INT: (Hoyland, John kick), 6-26 1:41

	WYO	LOBOS
FIRST DOWNS	14	19
RUSHES-YARDS (NET)	39-130	48-197
PASSING YDS (NET)	174	122
Passes Att-Comp-Int	21-10-0	23-12-2
TOTAL OFFENSE PLAYS-YARDS	60-304	71-319
Fumble Returns-Yards	0-0	0-0
Punt Returns-Yards	0-0	0-45
Kickoff Returns-Yards	2-33	3-71
Interception Returns-Yards	2-38	0-0
Punts (Number-Avg)	8-44.1	7-42.6
Fumbles-Lost	2-0	2-1
Penalties-Yards	2-15	8-70
Possession Time	28:49	31:11
Third-Down Conversions	6 of 16	2 of 13
Fourth-Down Conversions	0 of 0	1 of 1
Red-Zone Scores-Chances	2-2	2-3
Sacks By: Number-Yards	5-0	1-0

RUSHING: Wyoming Cowboys-McNeely,Dawaila 12-62; Swen, Titus 16-50; Braasch, Joseph 3-9; Peasley, Andrew 5-6; Wieland, Wyatt 1-4; James, D.Q. 1-0; TEAM 1-minus 1. New Mexico-Kendrick,Miles 19-72; Jones,Nate 17-66; Holaday,Justin 6-28; Hullaby,Jaden 5-25; Wooden,Bobby 1-6.

PASSING: Wyoming Cowboys-Peasley, Andrew 10-21-0-174. New Mexico-Kendrick,Miles 11-17-1-107; Holaday,Justin 1-4-1-15; Hall,Trae 0-1-0-0; TEAM 0-1-0-0.

RECEIVING: Wyoming Cowboys-Welch, Treyton 4-87; Swen, Titus 2-43; Cobbs, Joshua 1-16; Wieland, Wyatt 1-14; Christensen, P. 1-8; O'Brien, Colin 1-6. New Mexico-Erickson,Andrew 2-46; Queen,Elijah 2-31; Jourdain,Christ 2-18; Wooden,Bobby 2-16; Jones,Nate 2-6; Sanders,Jah'Mar 2-5.

INTERCEPTIONS: Wyoming Cowboys-Stone, Cameron 1-38; Hawkins, Jakore 1-0. New Mexico-None.

FUMBLES: Wyoming Cowboys-McNeely,Dawaila 1-0; Wieland, Wyatt 1-0. New Mexico-Jones,Nate 1-0; Erickson,Andrew 1-1.

Wyoming Cowboys (4-3,2-1) vs. New Mexico (2-4,0-3)

Date: Oct 08, 2022 • Site: Albuquerque, New Mex • Stadium: University Stadium
Attendance: 14226

Kickoff time: 5:08pm • End of Game: 8:31pm • Total elapsed time: 03:23
Officials: Referee: Cuttone,Mike; Umpire: Malepeal,Ian; Linesman: Downum,Greg;
Line judge: Owens,Carlos; Back judge: Aaronian,Michae; Field judge: Castleberry,Tre;
Side judge: Corona,Richard;
Temperature: 61 • Wind: NE 8mph • Weather: Cloudy

RECAP: The Wyoming Cowboys (4-3 overall, 2-1 MW) erased an early 14-0 hole in 27-14 win over New Mexico in University Stadium in Albuquerque, N.M. on Saturday evening. It marked the Cowboys third comeback victory of the season with the Cowboy defense holding the Lobos to under 100 yards of offense in the second half.

"It was a huge win for us tonight and it is tough to win here at New Mexico, UW Head coach Craig Bohl said. We overcame adversity tonight. We hunkered down on defense and made some plays on offense, and it is great to win on the road. Our guys have really hung in there after the start, and we started the second half strong and that was a tipping point. We are young and had some untimely things happen, but we came back strong and will fix those. We need the bye week and have played weeks of hard nose football."

The Cowboys recorded 304 yards of total offense on the night passing for 174 yards and rushing for 130 yards. The Lobos recorded 319 yards of total offense with 197 yards on the ground and 122 yards passing. Wyoming forced three turnovers in the contest and held the Lobos to 2-of-13 on third down.

Wyoming was led offensively by quarterback Andrew Peasley as he threw for 174 yards on 10-of-21 passing with two touchdowns. Tight end Treyton Welch had a career day with 87 yards receiving on four catches with a career-high two touchdowns. Running back Dawaiian McNeely rushed for a career-high 62 yards. Running back Titus Swen added 50 yards rushing and 43 yards receiving.

The Wyoming defense was paced by linebacker Easton Gibbs with 13 tackles tying a career best. Nickel Wrook Brown in his first start recorded a career-high 10 tackles. Defensive tackle Gavin Meyer added six tackles along with two sacks in the contest. He also blocked a field goal. Corners Cameron Stone and Jakorey Hawkins added interceptions in the contest.

The Lobos were led by Kendrick offensively with 107 yards passing going 11-of-17. He also rushed for 72 yards in the game. Cody Moon led the Lobo defense with nine tackles on the night.



UTAH STATE RECAP



Box Score (Final) The Automated ScoreBook Utah St. vs Wyoming Cowboys (Oct 22, 2022 at Laramie, Wyoming)

Score by Quarters	1	2	3	4	Total
Utah St.	0	7	7	0	14
Wyoming Cowboys	7	10	3	8	28

Qtr	Time	Scoring play
1st	05:02	WYO - Swen, Titus 30 yd run (Hoyland, John kick), 4-80 1:54
2nd	08:01	WYO - Swen, Titus 5 yd run (Hoyland, John kick), 8-67 3:37
	03:48	AGGIES - Davenport,Bisho 5 yd run (Coles,Connor kick), 5-17 2:05
	00:00	WYO - Hoyland, John 43 yd field goal, 4-50 0:19
3rd	07:09	AGGIES - Tyler Jr.,Calvi 31 yd run (Coles,Connor kick), 7-62 3:06
	03:06	WYO - Hoyland, John 51 yd field goal, 10-52 3:56
4th	04:11	WYO - Swen, Titus 6 yd run (Swen, Titus kick), 9-83 4:39

	AGGIES	WYO
FIRST DOWNS	13	28
RUSHES-YARDS (NET)	36-113	50-330
PASSING YDS (NET)	104	199
Passes Att-Comp-Int	26-17-1	26-13-0
TOTAL OFFENSE PLAYS-YARDS	62-217	76-529
Fumble Returns-Yards	0-0	0-0
Punt Returns-Yards	0-0	0-0
Kickoff Returns-Yards	2-57	1-14
Interception Returns-Yards	0-0	1--2
Punts (Number-Avg)	8-50.6	5-39.4
Fumbles-Lost	0-0	1-1
Penalties-Yards	1-10	5-25
Possession Time	24:51	35:09
Third-Down Conversions	5 of 15	7 of 14
Fourth-Down Conversions	1 of 2	0 of 0
Red-Zone Scores-Chances	1-1	2-2
Sacks By: Number-Yards	2-0	6-0

RUSHING: Utah St.-Tyler Jr.,Calvi 15-83; Davenport,Bisho 18-19; Briggs,Robert 2-6; Vaughn,Terrell 1-5. Wyoming Cowboys-Swen, Titus 28-160; James, D.Q. 10-120; Peasley, Andrew 6-29; Pelissier, Will 1-13; Braasch, Joseph 4-9; TEAM 1-minus 1.

PASSING: Utah St.-Davenport,Bisho 17-26-1-104. Wyoming Cowboys-Peasley, Andrew 13-26-0-199.

RECEIVING: Utah St.-Cobbs,Brian 5-45; Vaughn,Terrell 5-21; Tyler Jr.,Calvi 2-15; Sterzer,Josh 1-13; Davis,NyNy 1-10; Rowan,Kyrese 1-2; Davenport,Bisho 1-0; Briggs,Robert 1-minus 2. Wyoming Cowboys-Wieland, Wyatt 6-94; Welch, Treyton 3-39; O'Brien, Colin 1-46; Cobbs, Joshua 1-11; Swen, Titus 1-5; Marcotte, Jacks 1-4.

INTERCEPTIONS: Utah St.-None. Wyoming Cowboys-Ekeler, Wyatt 1-minus 2.

FUMBLES: Utah St.-None. Wyoming Cowboys-Wieland, Wyatt 1-1.

Utah St. (3-5,2-2) vs. Wyoming Cowboys (5-3,3-1)
Date: Oct 22, 2022 • Site: Laramie, Wyoming • Stadium: Jonah Field at War M
Attendance: 21420

Kickoff time: 7:59pm • End of Game: 11:06pm • Total elapsed time: 03:06
Officials: Referee: McNeill,Cal; Umpire: Williams,David; Linesman: Shoup,George;
Line judge: Kuntz,Jack; Back judge: Moore,Al; Field judge: Wirfel,Brian;
Side judge: Bessant,Tom;
Temperature: 0 • Wind: • Weather: Cloudy

RECAP: The Wyoming Cowboys led from start to finish on Saturday night to win their fifth game of the season in a 28-14 home victory over Utah State on Homecoming. A crowd of 21,420 saw the Cowboys improve to 5-3 overall and 3-1 in the Mountain West to take sole possession of second place in the Mountain West. Utah State is now 3-5 and 2-2 in the Mountain West.

The Cowboy offense exploded for 529 yards of total offense, which is the most this season for the Pokes and the most since UW totaled 531 yards in a 52-38 win over Kent State in last year's Famous Idaho Potato Bowl. It was the most yards of total offense for the Cowboys in a conference game since tallying 604 yards of total offense against Utah State in 2021 in a 44-17 road win in Logan, Utah.

Defensively, Wyoming held the Aggies to 217 yards of total offense, which was the second lowest offensive output by an opponent this year -- second only to Northern Colorado's 147 total yards.

Wyoming won the Bridger Rifle traveling trophy for the fourth time since the traveling trophy was established in 2013. The Bridger's Battle portion of the series between the Cowboys and Aggies now stands at 5-4 in favor of Utah State. Wyoming has won four of the last six meetings between the two long-time rivals in a series that dates back to 1903. Wyoming is now 48-46-3 in Homecoming games and is 43-27-2 in Homecoming games played in War Memorial Stadium.

The Wyoming offense was fueled by two 100-yard rushers in Titus Swen, who rushed for 160 yards and D.Q. James, who ran for 120. It was Swen's fifth 100-yard rushing game of his career. His only two better games were a 169-yard rushing performance at Utah State a year ago and a 166-yard game against Colorado State in 2021. For James, it was the first 100-yard rushing game of his career. Swen also rushed for a career best three touchdowns on the night, and he added a two-point conversion following UW's final TD for a total of 20 points in the game. He previously scored three rushing TDs against Northern Colorado earlier this season.

Cowboy junior quarterback Andrew Peasley completed 13 of 26 passes for 199 yards. He added 29 rushing yards for 228 yards of total offense. His favorite target on the night was wide receiver Wyatt Wieland, who caught a career high six passes for a career best 94 yards.

On defense, the Cowboys recorded 6.0 sacks and 11.0 tackles for loss led by defensive end DeVonne Harris, who recorded 3.0 sacks and defensive tackle Jordan Bertagnole, who was credited with 1.0 sack and nine tackles. Bertagnole and middle linebacker Easton Gibbs both registered nine tackles to lead Wyoming. Safety Wyatt Ekeler intercepted Utah State quarterback Bishop Davenport to create Wyoming's one takeaway on the night. It was the first interception of Ekeler's career. The Cowboys committed only one turnover when Wieland muffed a punt in the second quarter that was recovered by USU's Jamie Nance.



Box Score (Final) The Automated ScoreBook Wyoming Cowboys vs Hawaii (Oct 29, 2022 at Honolulu, Hawaii)

Score by Quarters	1	2	3	4	Total
Wyoming Cowboys	0	10	3	14	27
Hawaii	7	3	3	7	20

Qtr	Time	Scoring play
1st	08:12	UH - Parson,Dedrick 22 yd pass from (Shipley,Matthew kick), 13-67 4:07
2nd	11:37	UH - Shipley,Matthew 29 yd field goal, 7-19 2:02
	09:46	WYO - Peasley, Andrew 35 yd run (Hoyland, John kick), 4-75 1:51
	01:54	WYO - Hoyland, John 34 yd field goal, 6-82 3:35
3rd	07:34	WYO - Hoyland, John 38 yd field goal, 11-54 7:26
	02:08	UH - Shipley,Matthew 20 yd field goal, 13-76 5:21
4th	12:09	WYO - McNeely,Dawaila 61 yd run (Hoyland, John kick), 4-80 2:03
	04:12	WYO - Peasley, Andrew 4 yd run (Hoyland, John kick), 9-61 5:08
	01:40	UH - Bowens,Zion 20 yd pass from (Shipley,Matthew kick), 9-75 2:32

	WYO	UH
FIRST DOWNS	19	22
RUSHES-YARDS (NET)	44-365	29-145
PASSING YDS (NET)	76	205
Passes Att-Comp-Int	15-7-2	46-23-0
TOTAL OFFENSE PLAYS-YARDS	59-441	75-350
Fumble Returns-Yards	0-0	0-0
Punt Returns-Yards	0-0	0-17
Kickoff Returns-Yards	0-0	4-78
Interception Returns-Yards	0-0	2-30
Punts (Number-Avg)	4-41.5	5-45.4
Fumbles-Lost	1-0	1-0
Penalties-Yards	6-60	2-20
Possession Time	33:08	26:52
Third-Down Conversions	4 of 11	6 of 17
Fourth-Down Conversions	0 of 0	2 of 3
Red-Zone Scores-Chances	3-3	3-4
Sacks By: Number-Yards	1-0	3-0

RUSHING: Wyoming Cowboys-James, D.Q. 14-179; McNeely,Dawaila 4-81; Peasley, Andrew 14-71; Braasch, Joseph 5-18; Swen, Titus 5-14; Pelissier, Will 1-4; TEAM 1-minus 2. Hawaii-Hines,Tylan 11-103; Parson,Dedrick 12-29; Schager,Brayden 4-14; Manning,Ilm 1-0; TEAM 1-minus 1.

PASSING: Wyoming Cowboys-Peasley, Andrew 7-15-2-76. Hawaii-Schager,Brayden 23-45-0-205; Scott,Dior 0-1-0-0.

RECEIVING: Wyoming Cowboys-Cobbs, Joshua 3-50; Welch, Treyton 2-16; Braasch, Joseph 1-8; James, D.Q. 1-2. Hawaii-Bowens,Zion 4-35; Cenacle,Nick 4-22; Parson,Dedrick 3-48; Mokiao-Atimalal 3-34; Hines,Chuuky 3-24; Scott,Dior 2-23; Murray,Jordan 2-10; Hines,Tylan 1-5; Phillips,Caleb 1-4.

INTERCEPTIONS: Wyoming Cowboys-None. Hawaii-Manuma,Peter 2-30.

FUMBLES: Wyoming Cowboys-Peasley, Andrew 1-0. Hawaii-Scott,Dior 1-0.

Wyoming Cowboys (6-3,4-1) vs. Hawaii (2-7,1-3)
Date: Oct 29, 2022 • Site: Honolulu, Hawaii • Stadium: Clarence T.C. Ching
Attendance: 9346

Kickoff time: 6:07pm • End of Game: 9:14pm • Total elapsed time: 03:06
Officials: Referee: Davis,Timothy; Umpire: Orsot,Rico; Linesman: Powell,Henriett;
Line judge: Hoslett,Steve; Back judge: Lewis,Robert; Field judge: McNally,Eric;
Side judge: Claiborne,Keith;
Temperature: 78 • Wind: NE 15mph • Weather: Sunny

RECAP: The Wyoming Cowboys earned their sixth win of the 2022 season on Saturday with a 27-20 road victory over the Hawai'i Rainbow Warriors, and with that sixth win earned bowl eligibility for the sixth time in the past seven seasons.

The Cowboys' victory on Saturday night was fueled by an outstanding rushing attack and a defense that made numerous key plays at critical moments in the game. UW rushed for 365 yards, which was a season high and marked the second consecutive week the Pokes rushed for over 300 yards. UW rushed for 330 against Utah State a week ago. Wyoming added 76 passing yards for 441 yards of total offense, and the Pokes averaged 7.5 yards per play on 59 total offensive plays.

Against Hawai'i, four different Cowboy running backs contributed. Junior starter Titus Swen carried five times for 14 yards before he was forced out of the game at the end of the first quarter due to injury. Redshirt freshman D.Q. James came in to lead UW with a career high 179 rushing yards. It was the second consecutive week that James rushed for over 100 yards. He had 120 a week ago against Utah State. Sophomore Dawaila McNeely added a career best 81 yards on only four carries, including a 61-yard TD dash in the fourth quarter that gave Wyoming a lead that it would never relinquish. Junior quarterback Andrew Peasley carried 14 times for 71 yards and scored two rushing touchdowns of 35 and four yards, and redshirt freshman Joey Braasch contributed 18 yards on five carries.

The Cowboys were able to break up several pass plays at critical times. Sophomore cornerback Cameron Stone broke up three Hawai'i pass attempts. Sophomore safety Wyatt Ekeler added two pass breakups, and redshirt freshman defensive end Braden Siders tipped another pass at the line of scrimmage. Sophomore linebackers Shae Suiaunua and Easton Gibbs led the Cowboys in tackles with eight and seven tackles, respectively. Ekeler also added seven tackles.



COLORADO STATE RECAP



Box Score (Final) The Automated ScoreBook Wyoming Cowboys vs Colorado St. (Nov 12, 2022 at Fort Collins, Colora)

Score by Quarters	1	2	3	4	Total
Wyoming Cowboys	0	7	0	7	14
Colorado St.	7	3	0	3	13

Qtr Time Scoring play

1st 12:48 RAMS - Horton,Tory 72 yd PUNT: PUNT: (Boyle,Michael Kick), 3-3 2:12
 2nd 14:10 RAMS - Boyle,Michael 40 yd field goal, 14-35 7:32
 00:34 WYO - Clemons, Jayden 14 yd run (Hoyland, John kick), 12-69 6:33
 4th 12:55 RAMS - Boyle,Michael 23 yd field goal, 12-74 6:23
 10:47 WYO - Brown, Alex 32 yd pass from (Hoyland, John kick), 2-33 0:35

	WYO	RAMS
FIRST DOWNS	12	18
RUSHES-YARDS (NET)	37-142	33-121
PASSING YDS (NET)	94	251
Passes Att-Comp-Int	15-9-1	26-18-1
TOTAL OFFENSE PLAYS-YARDS	52-236	59-372
Fumble Returns-Yards	0-0	0-0
Punt Returns-Yards	0-1	0-92
Kickoff Returns-Yards	0-0	1-10
Interception Returns-Yards	1-0	1-0
Punts (Number-Avg)	6-48.0	3-47.3
Fumbles-Lost	0-0	1-1
Penalties-Yards	5-40	3-35
Possession Time	29:19	30:41
Third-Down Conversions	5 of 13	6 of 13
Fourth-Down Conversions	0 of 0	1 of 1
Red-Zone Scores-Chances	1-2	2-3
Sacks By: Number-Yards	5-0	2-0

RUSHING: Wyoming Cowboys-Swen, Titus 16-73; Clemons, Jayden 5-32; James, D.Q. 6-24; McNeely,Dawaila 6-21; Pelissier, Will 1-1; Peasley, Andrew 3-minus 9. Colorado St.-Morrow,Avery 22-104; Millen,Clay 11-17.

PASSING: Wyoming Cowboys-Clemons, Jayden 7-11-0-90; Peasley, Andrew 2-4-1-4. Colorado St.-Millen,Clay 18-26-1-251.

RECEIVING: Wyoming Cowboys-Christensen, P. 4-32; Swen, Titus 2-4; Brown, Alex 1-32; Cobbs, Joshua 1-18; Welch, Treyton 1-8. Colorado St.-Horton,Tory 8-168; Ross-Simmons,Ju 4-47; Brown,Louis 2-7; Montini,Peter 1-20; Arkin,Tanner 1-4; Morrow,Avery 1-3; Thomas,Jaylen 1-2.

INTERCEPTIONS: Wyoming Cowboys-Harrell, Deron 1-0. Colorado St.-Blackburn,Henry 1-0.

FUMBLES: Wyoming Cowboys-None. Colorado St.-Horton,Tory 1-1.

Wyoming Cowboys (7-3,5-1) vs. Colorado St. (2-8,2-4)
 Date: Nov 12, 2022 • Site: Fort Collins, Colora • Stadium: Canvas Stadium
 Attendance: 30300

Kickoff time: 5:02pm • End of Game: 8:12pm • Total elapsed time: 03:09
 Officials: Referee: Watson,Christia; Umpire: Schindler,John; Linesman: Bascue,Bret;
 Line judge: Gragg,Justin; Back judge: Lynn,Robert; Field judge: Binford,Matt;
 Side judge: Hoeft,Danny;
 Temperature: 40 • Wind: E 5mph • Weather: Sunny

RECAP: The Wyoming Cowboys (7-3 overall, 5-1 MW) rallied back from a 10-point deficit to defeat the Colorado State Rams (2-8, 2-4 MW) by a score of 14-13 on Saturday evening in Canvas Stadium in Fort Collins, Colo. It marked the fifth comeback win for the Cowboys this season. Backup quarterback Jayden Clemons connected with wide receiver Alex Brown on a 32-yard touchdown in the fourth that proved to be the winning score, as Wyoming earned the Bronze Boot for the 45th time.

The Cowboys have comeback wins this season over against Tulsa, Air Force, New Mexico and Hawai'i.

Wyoming has now won four-straight games for the longest winning streak since winning four-straight to open last season. The three-game win streak on the road is the longest since 1999 when Wyoming won at Air Force, Louisiana-Monroe and at Utah. The Pokes have also won six of their last seven contests.

"We certainly dug ourselves a hole in the beginning, but the effort was great and for a young team to go on the road and keep believing was great to see," UW head coach Craig Bohl. "It was a very physical game tonight and I'm sure Colorado State feels the same as well. This goes down as one of the classic Wyoming vs. Colorado State rivalry games. We did a good job offensively in the second half getting to the second level on the runs. The quarterback run game was also good for us tonight. But we are going to enjoy the night and start getting ready for Boise State tomorrow."

Wyoming allowed only six points defensively with the Rams recording 372 yards of offense with 251 yards through the air and 121 yards on the ground. Offensively, Wyoming had 236 yards of total offense rushing for 142 yards and passing for 94 yards. The Cowboy defense recorded five sacks and now have 18 sacks in their last four games.

Clemons finished the game 7-of-11 passing for 90 yards with a touchdown and added 32 yards on the ground with a touchdown. He entered the game in the second quarter and led the Pokes to their first score. Running back Titus Swen rushed for 73 yards to lead the team. Tight end Parker Christensen added four catches for 32 yards to lead the team.

"Clemons certainly played well tonight," Bohl said. "He hasn't gotten a lot of repetition, but he has studied well and made some big plays and certainly his pass to Alex Brown was huge."

The Cowboy defense was led by Easton Gibbs with 12 tackles on the night. He also added a sack and two tackles for loss. Safety Isaac White added eight tackles with linebacker Shae Suiaunoa adding seven along with a career-high seven from nose tackle Gavin Meyer. Defensive tackle Jordan Bertagnole added six tackles and a career-high two sacks.



Box Score (Final) The Automated ScoreBook Boise St. vs Wyoming Cowboys (Nov 19, 2022 at Laramie, Wyoming)

Score by Quarters	1	2	3	4	Total
Boise St.	0	6	7	7	20
Wyoming Cowboys	7	3	7	0	17

Qtr	Time	Scoring play
1st	06:41	WYO - Wieland, Wyatt 2 yd run (Hoyland, John kick), 6-79 3:17
2nd	13:15	WYO - Hoyland, John 53 yd field goal, 10-41 5:11
	02:39	BRONCOS - Dalmas,Jonah 22 yd field goal, 13-80 6:33
	00:00	BRONCOS - Dalmas,Jonah 47 yd field goal, 8-43 1:04
3rd	04:57	BRONCOS - Green,Taylen 5 yd run (Dalmas,Jonah kick), 9-80 4:58
	00:42	WYO - Swen, Titus 83 yd run (Hoyland, John kick), 2-88 0:53
4th	07:20	BRONCOS - Bowens,Billy 38 yd pass from (Dalmas,Jonah kick), 11-78 6:12

	BRONCOS	WYO
FIRST DOWNS	25	11
RUSHES-YARDS (NET)	43-269	32-278
PASSING YDS (NET)	211	30
Passes Att-Comp-Int	34-20-0	16-3-3
TOTAL OFFENSE PLAYS-YARDS	77-480	48-308
Fumble Returns-Yards	0-0	0-0
Punt Returns-Yards	0-16	0-0
Kickoff Returns-Yards	3-90	1-23
Interception Returns-Yards	3-3	0-0
Punts (Number-Avg)	4-43.5	6-43.0
Fumbles-Lost	2-2	0-0
Penalties-Yards	3-20	1-5
Possession Time	36:29	23:31
Third-Down Conversions	4 of 13	1 of 10
Fourth-Down Conversions	1 of 2	0 of 0
Red-Zone Scores-Chances	2-2	1-1
Sacks By: Number-Yards	0-0	0-0

RUSHING: Boise St.-Holani,George 20-132; Jeanty,Ashton 13-91; Green,Taylen 9-47; TEAM 1-minus 1. Wyoming Cowboys-Swen, Titus 19-212; McNeely,Dawaila 5-38; Clemons, Jayden 7-26; Wieland, Wyatt 1-2.

PASSING: Boise St.-Green,Taylen 20-34-0-211. Wyoming Cowboys-Clemons, Jayden 3-16-3-30.

RECEIVING: Boise St.-Caples,Latrell 5-39; Bowens,Billy 4-77; Holani,George 3-9; Koetter,Davis 2-38; Cobbs,Stefan 2-36; Smith,Riley 2-13; Hopper,Tyneil 1-4; Jeanty,Ashton 1-minus 5. Wyoming Cowboys-Cobbs, Joshua 2-13; Swen, Titus 1-17.

INTERCEPTIONS: Boise St.-Skinner,JL 2-3; Robinson,Rodney 1-0. Wyoming Cowboys-None.

FUMBLES: Boise St.-Holani,George 1-1; Koetter,Davis 1-1. Wyoming Cowboys-None.

Boise St. (8-3,7-0) vs. Wyoming Cowboys (7-4,5-2)
Date: Nov 19, 2022 • Site: Laramie, Wyoming • Stadium: Jonah Field at War M
Attendance: 17345

Kickoff time: 5:02pm • End of Game: 8:14pm • Total elapsed time: 03:11
Officials: Referee: Mar, Kevin; Umpire: Fitzgerald, Marl; Linesman: Edwards, Bradfor;
Line judge: Reilly, Scott; Back judge: Nixon, Lyndon; Field judge: Smith, Randy;
Side judge: Murphy, James;
Temperature: 23 • Wind: SW 10mph • Weather: Clear

RECAP: Saturday night's final home game of the 2022 season for Wyoming saw the Cowboys do what they've done throughout the season -- fight to the very end. But for the first time this year, Wyoming lost a game decided by one score as Boise State held off the Cowboys for a 20-17 road victory in Laramie. Wyoming is now 7-4 overall and 5-2 in Mountain West play. Boise State improved to 8-3 and 7-0 in conference play and clinched the Mountain Division title.

Wyoming had won four games this season decided by seven or fewer points and the Cowboys had recorded five come-from-behind wins, but that was not to be the case on Saturday.

The Cowboys played without several key players on the night, including quarterback Andrew Peasley, defensive tackle Jordan Bertagnole and running back D.Q. James. But the Cowboys responded how they have all season by having other players step in and play well. Bohl applauded his team's effort after the game.

"I'm proud of the effort our guys played with and we made a lot of plays tonight, but they (Boise State) made one more play than what we did and we lost the game," Bohl said. "We have an emerging football team. We had guys out there tonight, like some of our defensive tackles, who hadn't played a lot this year but because of injured players we called on those guys and they played their hearts out. It is a gut punch, but we'll bounce back. This football team has to hang together and move forward and get ready to play Fresno State.

"A lot of ups and downs in this ball game. I'm proud of our players -- how hard they played. They went out and competed. Hats off to Boise State. They are an excellent football team, and they're well coached.

"We knew we'd have an opportunity to win if we played well and a couple things went our way and it about did."

Cowboy running back Titus Swen had a career best night running behind a Wyoming offensive line who played outstanding, consistently opening up holes. Swen ended the game with a career high 212 rushing yards, including his 83-yard TD run. The junior averaged 11.2 yards per carry on 19 carries. He also caught one pass for 17 yards to account for 229 all-purpose yards. For the 2022 season, Swen has 964 yards on the season and will need just 36 yards the rest of this season to record his first 1,000-yard rushing season.



FRESNO STATE RECAP



Box Score (Final) The Automated ScoreBook Wyoming Cowboys vs Fresno State (Nov 25, 2022 at Fresno,)

Score by Quarters	1	2	3	4	Total
Wyoming Cowboys	0	0	0	0	0
Fresno State	14	9	7	0	30

Qtr	Time	Scoring play
1st	02:17	BULLDOGS - Remigio,Nikko 6 yd pass from (Montano,Abraham kick), 8-41 3:53
	12:59	BULLDOGS - Mims,Jordan 4 yd run (Montano,Abraham kick), 5-66 2:01
2nd	10:50	BULLDOGS - 0 yd PUNT: , 3--16 1:32
	08:28	BULLDOGS - Mims,Jordan 1 yd run (Montano,Abraham kick), 6-27 2:09
3rd	07:55	BULLDOGS - Mims,Jordan 2 yd run (Montano,Abraham kick), 2-4 0:41

	WYO	BULLDOGS
FIRST DOWNS	12	18
RUSHES-YARDS (NET)	29-87	34-114
PASSING YDS (NET)	104	183
Passes Att-Comp-Int	29-12-2	32-21-0
TOTAL OFFENSE PLAYS-YARDS	58-191	66-297
Fumble Returns-Yards	0-0	0-0
Punt Returns-Yards	0-0	0-10
Kickoff Returns-Yards	0-0	1-50
Interception Returns-Yards	0-0	2-6
Punts (Number-Avg)	9-42.9	7-43.6
Fumbles-Lost	0-0	0-0
Penalties-Yards	7-70	9-75
Possession Time	26:55	33:05
Third-Down Conversions	3 of 14	4 of 12
Fourth-Down Conversions	0 of 1	0 of 1
Red-Zone Scores-Chances	0-1	4-4
Sacks By: Number-Yards	3-0	1-0

RUSHING: Wyoming Cowboys-Swen, Titus 24-75; Wieland, Wyatt 1-7; Peasley, Andrew 4-5. Fresno State-Mims,Jordan 16-52; Sherrod,Malik 9-48; Gilliam,Elijah 4-33; Dalena,Mac 1-1; TEAM 1-minus 1; Haener,Jake 3-minus 19.

PASSING: Wyoming Cowboys-Peasley, Andrew 12-29-2-104. Fresno State-Haener,Jake 21-32-0-183.

RECEIVING: Wyoming Cowboys-Cobbs, Joshua 4-30; Gyllenborg, Joh 3-21; O'Brien, Colin 2-31; Miles, Nick 1-11; Marcotte, Jacks 1-7; Wieland, Wyatt 1-4. Fresno State-Pope,Zane 6-83; Remigio,Nikko 5-39; Moreno-Cropper, 3-20; Dalena,Mac 3-20; Mims,Jordan 1-7; Brooks,Erik 1-6; Pauwels,Raymond 1-5; Boust,Jake 1-3.

INTERCEPTIONS: Wyoming Cowboys-None. Fresno State-Langley,Malachi 1-11; Lockridge,Camer 1-minus 5.

FUMBLES: Wyoming Cowboys-None. Fresno State-None.

Wyoming Cowboys (7-5,5-3) vs. Fresno State (8-4,7-1)
Date: Nov 25, 2022 • Site: Fresno, • Stadium: Valley Children's St
Attendance: 40214

Kickoff time: 7:05pm • End of Game: 10:26pm • Total elapsed time: 03:20
Officials: Referee: Cuttone,Mike; Umpire: Malepeai,Ian; Linesman: Downum,Gregory;
Line judge: Owens,Carlos; Back judge: Aaronian,Michae; Field judge: Castleberry,Tre;
Side judge: Corona,Richard;
Temperature: 0 • Wind: SE 1mph • Weather: Sunny

RECAP:The Wyoming Cowboys could not overcome miscues in a 30-0 loss to Mountain Division Champion Fresno State (8-4 overall, 7-1 MW) on Friday evening in Valley Children's Stadium in Fresno, Calif. Wyoming finishes the regular-season with a 7-5 overall record and a 5-3 record in the Mountain West Conference, finishing in second place in the Mountain West Mountain Division. The Cowboys were picked to finish fifth in the Mountain Division in the preseason media poll.

"It was a rough night for us, and I think Fresno State played well," UW head coach Craig Bohl said. "Our guys fought hard, and our younger guys got some reps. We will learn from this. Fresno State has a great quarterback and defense. We couldn't establish the running game tonight. Overall, our defense really scrapped tonight, and we will move forward from there. We will get ready for the Bowl game and a special opportunity to play one more game this season."

The Cowboys were missing several key players on Friday night due to recent injuries, including defensive tackle Jordan Bertagnole, wide receiver Alex Brown, full-back/tight end Parker Christensen, cornerback Jakorey Hawkins, running back D.Q. James, running back Dawaiian McNeely, wide receiver Will Pelissier and tight end Treyton Welch.

Wyoming recorded 191 yards of total offense passing for 104 yards and rushing for 87 yards. Wyoming held Fresno State to only 297 yards of offense over 100 yards below their season average and 100 yards below their average yards passing per game at 183 for the night.

The Cowboy defense was paced by Easton Gibbs with 12 tackles, as he went over 100 for the season becoming the 61st player in Wyoming history to record 100-plus tackles in a season. Oluwaseyi Omotosho recorded a career-high eight tackles including a sack.

The Wyoming offense was paced by quarterback Andrew Peasley passing for 104 yards on 12-of-29 passing. Running back Titus Swen rushed for 75 yards going over 1,000 for the season. He is the 12th Cowboy to rush for 1,000 yards as that has been done 16 times. Wide receiver Josh Cobbs grabbed four passes for 23 yards. John Michael Gyllenborg recorded a career high three catches for 21 yards.



COWBOY NOTES



Cowboys in the 2022 Mountain West and NCAA Statistical Rankings:

Below are where the Wyoming Cowboys ranked during the 2022 season

Statistic	National Rank	Conference Rank	Value				
3rd Down Conversion Pct (131 ranked)	111	7	0.340	Washington	0.571	Fresno St.	0.455
3rd Down Conversion Pct Defense (131 ranked)	62	7	0.377	Marshall	0.234	Boise St.	0.297
4th Down Conversion Pct (131 ranked)	126	11	0.286	Michigan	0.895	Air Force	0.792
4th Down Conversion Pct Defense (131 ranked)	88	6	0.556	Louisville	0.158	San Diego St.	0.273
Blocked Kicks (70 ranked)	31	3		2 Central Mich. Notre Dame	7 7	Utah St.	4
Blocked Kicks Allowed (130 ranked)	77	7	2	32 teams tied	0	Colorado St.	0
Blocked Punts (30 ranked)	30	5	1	Notre Dame	7	Utah St.	3
Blocked Punts Allowed (129 ranked)	113	11	2	66 teams tied	0	4 teams tied	0
Completion Percentage (131 ranked)	125	11	0.504	Fresno St.	0.714	Fresno St.	0.714
Defensive TDs (67 ranked)	29	2	2	Western Ky.	6	UNLV	4
Fewest Penalties (131 ranked)	10	2	53	Navy	38	Air Force	49
Fewest Penalties Per Game (131 ranked)	11	3	4.42	Navy	3.45	Air Force	4.08
Fewest Penalty Yards (131 ranked)	14	2	460	Navy	311	Air Force	366
Fewest Penalty Yards Per Game (131 ranked)	13	2	38.33	Navy	28.27	Air Force	30.50
First Downs Defense (128 ranked)	47	6	233	James Madison	152	Air Force	157
First Downs Offense (131 ranked)	123	9	191	UTSA Utah	342 342	Fresno St.	282
Fumbles Lost (131 ranked)	10	2	4	5 teams tied	2	San Jose St.	2
Fumbles Recovered (131 ranked)	67	3	7	Duke Florida	15 15	New Mexico	9
Kickoff Return Defense (131 ranked)	105	12	22.46	Missouri	13.64	San Jose St.	15.65
Kickoff Returns (131 ranked)	37	4	21.50	Mississippi St.	27.83	Boise St.	22.45
Net Punting (131 ranked)	81	5	37.59	Michigan St.	45.53	San Diego St.	42.19
Passes Had Intercepted (130 ranked)	87	8	11	Air Force	2	Air Force	2
Passes Intercepted (131 ranked)	109	12	6	Illinois	22	UNLV	15
Passing Offense (131 ranked)	125	10	127.8	Washington	376.7	Fresno St.	269.8
Passing Yards Allowed (131 ranked)	62	9	219.8	Texas A&M	156.2	Air Force	156.7
Passing Yards per Completion (131 ranked)	103	9	11.11	Army West Point	22.30	Air Force	21.97
Punt Return Defense (131 ranked)	112	10	12.13	Rutgers	-1.38	Air Force	3.11
Punt Returns (131 ranked)	119	10	4.00	Duke Fresno St.	19.92 19.92	Fresno St.	19.92
Red Zone Defense (131 ranked)	76	8	0.844	Georgia	0.607	San Diego St.	0.676
Red Zone Offense (131 ranked)	25	1	0.893	Georgia	0.972	Wyoming	0.893
Rushing Defense (131 ranked)	67	5	149.5	Georgia	77.0	Air Force	99.8
Rushing Offense (131 ranked)	37	2	187.8	Air Force	330.9	Air Force	330.9
Sacks Allowed (131 ranked)	25	3	1.25	Oregon	0.33	Air Force	1.00
Scoring Defense (131 ranked)	41	6	23.4	Illinois	12.2	Air Force	13.2
Scoring Offense (131 ranked)	112	8	20.8	Tennessee	47.3	Fresno St.	30.7
Tackles for Loss Allowed (131 ranked)	23	2	4.33	Washington	2.58	Air Force	3.75
Team Passing Efficiency (131 ranked)	128	11	101.38	Tennessee	181.60	Air Force	155.49
Team Passing Efficiency Defense (131 ranked)	57	6	126.97	Illinois	89.77	Boise St.	108.85
Team Sacks (131 ranked)	21	2	2.83	Pittsburgh	3.75	San Jose St.	3.27
Team Tackles for Loss (131 ranked)	71	6	5.6	Liberty	9.1	San Jose St.	7.4
Time of Possession (131 ranked)	83	7	29:06	Air Force	36:16	Air Force	36:16
Total Defense (131 ranked)	58	8	369.2	Air Force	256.4	Air Force	256.4
Total Offense (131 ranked)	118	9	315.5	Tennessee	538.1	Air Force	398.7
Turnover Margin (131 ranked)	82	9	-0.17	Southern California	1.69	San Jose St.	1.09
Turnovers Gained (131 ranked)	107	11	13	Illinois Western Ky.	30 30	UNLV	21
Turnovers Lost (131 ranked)	36	5	15	San Jose St. Southern California	6 6	San Jose St.	6
Winning Percentage (128 ranked)	48	5	0.583	Georgia Michigan	1.000 1.000	Air Force	0.750





BY THE NUMBERS



Cowboys in the 2022 Mountain West and NCAA Statistical Rankings:

Below are where the Wyoming Cowboys ranked during the 2022 season

Statistic	Player	National Rank	Conference Rank	Value	National Leader	Value	Conference Leader	Value
All Purpose (200 ranked)	Titus Swen	86	9	95.58	Zach Charbonnet, UCLA	168.00	Brad Roberts, Air Force	135.08
Blocked Kicks (5 ranked)					4 players tied	3	Ike Larsen, Utah St.	3
Combined Kick Returns (198 ranked)	Cameron Stone	161	15	155	Johnnie Lang, Arkansas St.	973	Nikko Remigio, Fresno St.	739
Completion Percentage (112 ranked)	Andrew Peasley	108	9	0.514	Clay Millen, Colorado St.	0.722	Clay Millen, Colorado St.	0.722
Completions Per Game (100 ranked)					Will Rogers, Mississippi St.	32.17	Chevan Cordeiro, San Jose St.	21.18
Field Goal Percentage (112 ranked)	John Hoyland	22	2	0.870	Joshua Karty, Stanford	1.000	Daniel Gutierrez, UNLV	0.947
Field Goals Per Game (138 ranked)	John Hoyland	9	1	1.67	Christopher Dunn, NC State	2.00	John Hoyland, Wyoming	1.67
					Jake Moody, Michigan	2.00		
Forced Fumbles (11 ranked)					6 players tied	0.33	Adam Plant Jr., UNLV	0.27
Fumbles Recovered (22 ranked)					Jackson Mitchell, UConn	5	Jamie Nance, Utah St.	3
							Dom Peterson, Nevada	3
Interceptions Per Game (126 ranked)					Marcus Fuqua, Buffalo	0.6	Cameron Lockridge, Fresno St.	0.4
							Bentlee Sanders, Nevada	0.4
Kickoff Return TDs (2 ranked)					Jaylin Lucas, Indiana	2	Terrell Vaughn, Utah St.	1
							Christian Washington, New Mexico	1
							Jordan Byrd, San Diego St.	1
Kickoff Returns (58 ranked)					Lideatrick Griffin, Mississippi St.	32.3	Christian Washington, New Mexico	26.7
Passes Defended (27 ranked)					Quinyon Mitchell, Toledo	1.9	Cameron Lockridge, Fresno St.	1.2
Passing Efficiency (112 ranked)	Andrew Peasley	110	9	104.6	C.J. Stroud, Ohio St.	176.2	Clay Millen, Colorado St.	149.8
Passing TDs (161 ranked)	Andrew Peasley	110	9	9	C.J. Stroud, Ohio St.	37	Chevan Cordeiro, San Jose St.	20
					Clayton Tune, Houston	37		
					Caleb Williams, Southern California	37		
Passing Yards (130 ranked)	Andrew Peasley	112	10	1,388	Michael Penix Jr., Washington	4,354	Chevan Cordeiro, San Jose St.	2,885
Passing Yards Per Game (130 ranked)	Andrew Peasley	104	8	126.2	Michael Penix Jr., Washington	362.8	Chevan Cordeiro, San Jose St.	262.3
Passing Yards per Completion (112 ranked)	Andrew Peasley	90	8	11.02	Austin Aune, North Texas	15.39	Jalen Mayden, San Diego St.	14.11
Points Responsible For (199 ranked)	John Hoyland	156	8	85	Caleb Williams, Southern California	282	Chevan Cordeiro, San Jose St.	170
Points Responsible For Per Game (200 ranked)	John Hoyland	171	9	7.1	Caleb Williams, Southern California	21.7	Chevan Cordeiro, San Jose St.	15.5
Punt Return TDs (6 ranked)	Ryan Marquez	6	2	1	5 players tied	2	Nikko Remigio, Fresno St.	2
Punt Returns (45 ranked)					Anthony Gould, Oregon St.	18.3	Cooper Jones, Utah St.	6.8
Punting (87 ranked)	Clayton Stewart	28	3	44.0	Bryce Baringer, Michigan St.	49.0	Jack Browning, San Diego St.	46.0
Receiving TDs (170 ranked)	Treyton Welch	170	7	4	Nathaniel Dell, Houston	15	Elijah Cooks, San Jose St.	10
					Jalin Hyatt, Tennessee	15		
Receiving Yards (200 ranked)					Charlie Jones, Purdue	1,361	Tory Horton, Colorado St.	1,131
Receiving Yards Per Game (200 ranked)					Rashee Rice, SMU	112.9	Tory Horton, Colorado St.	94.2
Receptions Per Game (200 ranked)					Xavier Hutchinson, Iowa St.	8.9	Jalen Moreno-Cropper, Fresno St.	6.1
Rush Yards Per Carry (151 ranked)	Titus Swen	71	3	5.02	Donovan Edwards, Michigan	7.45	George Holani, Boise St.	5.29
Rushing TDs (172 ranked)	Titus Swen	73	8	8	Israel Abanikanda, Pittsburgh	20	Jordan Mims, Fresno St.	16
Rushing Yards (200 ranked)	Titus Swen	33	5	1,039	DeWayne McBride, UAB	1,713	Brad Roberts, Air Force	1,612
Rushing Yards Per Game (200 ranked)	Titus Swen	37	6	86.6	DeWayne McBride, UAB	155.7	Brad Roberts, Air Force	134.3
	D.Q. James	200	17	38.4				
Sacks (150 ranked)	DeVonne Harris	35	7	0.67	Jose Ramirez, Eastern Mich.	1.09	Viliami Fehoko, San Jose St.	0.82
	Oluwaseyi Omotosho	49	8	0.59				
	Jordan Bertagnole	64	9	0.55				
	Braden Siders	135	16	0.42				
Scoring (199 ranked)	John Hoyland	73	5	7.1	Israel Abanikanda, Pittsburgh	11.6	Jonah Dalmas, Boise St.	8.3
Solo Tackles (25 ranked)					Shaun Dolac, Buffalo	7.5	Bentlee Sanders, Nevada	5.5
Tackles For Loss (20 ranked)					Durrell Johnson, Liberty	1.9	Viliami Fehoko, San Jose St.	1.7
Total Interceptions (38 ranked)					Marcus Fuqua, Buffalo	7	Cameron Lockridge, Fresno St.	5
							Bentlee Sanders, Nevada	5
Total Offense (200 ranked)	Andrew Peasley	101	8	156.2	Michael Penix Jr., Washington	370.0	Chevan Cordeiro, San Jose St.	281.8
	Titus Swen	157	17	86.6				
Total Points Scored (137 ranked)	John Hoyland	64	5	85	Jake Moody, Michigan	136	Jonah Dalmas, Boise St.	108
Total Tackles (500 ranked)	Easton Gibbs	23	3	9.2	Jason Henderson, Old Dominion	15.5	Austin Ajake, UNLV	11.0
	Shae Suaiaono	294	23	5.6				
	Wyett Ekeler	349	31	5.3				
	Isaac White	396	35	5.1				
	Jordan Bertagnole	434	37	4.9				
Total Touchdowns (122 ranked)	Titus Swen	122	11	8	Israel Abanikanda, Pittsburgh	21	Jordan Mims, Fresno St.	17
Yards per Pass Attempt (112 ranked)	Andrew Peasley	107	9	5.67	Hendon Hooker, Tennessee	9.53	Jalen Mayden, San Diego St.	8.87
Yards per Reception (200 ranked)					Lavel Davis Jr., Virginia	23.19	Tyrell Shavers, San Diego St.	17.09





SEASON-CAREER



SEASON

CAREER

Rushing	gp	att	gain	loss	net	avg	td	lg	avg/g	gp	att	gain	loss	net	avg	td	lg	avg/g
Swen, Titus	12	207	1094	55	1039	5.0	8	83	86.6	33	406	2259	86	2173	5.4	16	98	65.8
McNeely,Dawaiia	10	63	367	11	356	5.7	1	61	35.6	26	94	542	18	524	5.6	2	61	20.2
James, D.Q.	9	40	355	9	346	8.6	0	74	38.4	9	40	355	9	346	8.6	0	74	38.4
Peasley, Andrew	11	70	446	116	330	4.7	2	61	30.0	11	70	446	116	330	4.7	2	61	30.0
Braasch, Joseph	8	29	95	4	91	3.1	0	11	11.4	8	29	95	4	91	3.1	0	11	11.4
Clemons, Jayden	4	13	59	1	58	4.5	1	14	14.5	4	13	59	1	58	4.5	1	14	14.5
Pelissier, Will	9	6	38	0	38	6.3	0	18	4.2	20	6	38	0	38	6.3	0	18	1.9
Wieland, Wyatt	12	6	26	7	19	3.2	2	9	1.6	36	6	26	7	19	3.2	2	9	0.5
Marquez, Ryan	12	2	6	2	4	2.0	0	6	0.3	28	2	6	2	4	2.0	0	6	0.1
Stewart, Clayto	12	1	0	12	-12	-12.0	0	0	-1.0	12	1	0	12	-12	-12.0	0	0	-1.0
TEAM	12	9	0	16	-16	-1.8	0	0	-1.3									
Total	12	446	2486	233	2253	5.1	14	83	187.8									
Opponents	12	429	2066	272	1794	4.2	16	70	149.5									

Passing	gp	effic	comp-att-int	pct	yds	td	lg	avg/g	gp	effic	comp-att-int	pct	yds	td	lg	avg/g
Peasley, Andrew	11	104.61	126-245-8	51.4	1388	9	51	126.2	11	104.61	126-245-8	51.4	1388	9	51	126.2
Clemons, Jayden	4	74.07	12-29-3	41.4	145	1	32	36.2	4	74.07	12-29-3	41.4	145	1	32	36.2
Total	12	101.38	138-274-11	50.4	1533	10	51	127.8								
Opponents	12	126.97	241-399-6	60.4	2637	17	68	219.8								

Receiving	gp	no.	yds	avg	td	lg	avg/g	gp	no.	yds	avg	td	lg	avg/g
Cobbs, Joshua	12	35	407	11.6	2	51	33.9	23	60	652	10.9	3	51	28.3
Wieland, Wyatt	12	21	289	13.8	1	39	24.1	36	25	349	14.0	1	39	9.7
Christensen, P.	11	19	169	8.9	1	29	15.4	28	34	324	9.5	1	29	11.6
Welch, Treyton	11	17	217	12.8	4	47	19.7	36	41	475	11.6	6	47	13.2
Swen, Titus	12	14	108	7.7	0	43	9.0	33	23	184	8.0	0	43	5.6
Pelissier, Will	9	8	101	12.6	1	48	11.2	20	8	101	12.6	1	48	5.1
James, D.Q.	9	5	44	8.8	0	23	4.9	9	5	44	8.8	0	23	4.9
O'Brien, Colin	6	4	83	20.8	0	46	13.8	17	6	110	18.3	0	46	6.5
Braasch, Joseph	8	4	25	6.2	0	8	3.1	8	4	25	6.2	0	8	3.1
Brown, Alex	10	3	41	13.7	1	32	4.1	24	6	74	12.3	1	32	3.1
Gyllenborg, Joh	11	3	21	7.0	0	10	1.9	11	3	21	7.0	0	10	1.9
Marcotte, Jacks	10	3	11	3.7	0	7	1.1	10	3	11	3.7	0	7	1.1
Miles, Nick	10	1	11	11.0	0	11	1.1	21	1	11	11.0	0	11	0.5
Marquez, Ryan	12	1	6	6.0	0	6	0.5	28	1	6	6.0	0	6	0.2
Total	12	138	1533	11.1	10	51	127.8							
Opponents	12	241	2637	10.9	17	68	219.8							

Total Offense	g	plays	rush	pass	total	avg/g	g	plays	rush	pass	total	avg/g
Peasley, Andrew	11	315	330	1388	1718	156.2	11	315	330	1388	1718	156.2
Swen, Titus	12	207	1039	0	1039	86.6	33	406	2173	0	2173	65.8
McNeely,Dawaiia	10	63	356	0	356	35.6	26	94	524	0	524	20.2
James, D.Q.	9	40	346	0	346	38.4	9	40	346	0	346	38.4
Clemons, Jayden	4	42	58	145	203	50.8	4	42	58	145	203	50.8
Braasch, Joseph	8	29	91	0	91	11.4	8	29	91	0	91	11.4
Pelissier, Will	9	6	38	0	38	4.2	20	6	38	0	38	1.9
Wieland, Wyatt	12	6	19	0	19	1.6	36	6	19	0	19	0.5
Marquez, Ryan	12	2	4	0	4	0.3	28	2	4	0	4	0.1
Stewart, Clayto	12	1	-12	0	-12	-1.0	12	1	-12	0	-12	-1.0
TEAM	12	9	-16	0	-16	-1.3						
Total	12	720	2253	1533	3786	315.5						
Opponents	12	828	1794	2637	4431	369.2						

Scoring	td	fg	kick	rush	rcv	pass	dxp	saf	pts	td	fg	kick	rush	rcv	pass	dxp	saf	pts
Hoyland, John	-	0-23	25-25	-	-	-	-	-	25	-	43-51	81-81	-	-	-	-	-	210
Total	-	0-23	25-25	-	-	-	-	-	249									
Opponents	-	0-25	34-34	-	-	-	-	-	281									



SEASON-CAREER



SEASON

CAREER

Punt Returns	no.	yds	avg	td	lg	no.	yds	avg	td	lg
Marquez, Ryan	0	18	0.0	1	9	0	18	0.0	1	9
Stone, Cameron	0	1	0.0	0	1	0	1	0.0	0	1
Cooley, Caleb	0	10	0.0	0	10	0	19	0.0	0	10
Total	0	29	0.0	1	10					
Opponents	0	279	0.0	1	72					

Kick Returns	no.	yds	avg	td	lg	no.	yds	avg	td	lg
Stone, Cameron	7	154	22.0	0	37	12	354	29.5	1	99
Wieland, Wyatt	4	94	23.5	0	29	5	117	23.4	0	29
Young, Micah	1	10	10.0	0	10	1	10	10.0	0	10
Total	12	258	21.5	0	37					
Opponents	26	584	22.5	0	50					

Interceptions	no.	yds	avg	td	lg	no.	yds	avg	td	lg
Stone, Cameron	2	38	19.0	1	38	2	38	19.0	1	38
Ekeler, Wyatt	1	-2	-2.0	0	0	1	-2	-2.0	0	0
Harrell, Deron	1	0	0.0	0	0	1	0	0.0	0	0
Hawkins, Jakore	1	0	0.0	0	0	1	0	0.0	0	0
Suiaunoa, Shae	1	18	18.0	0	18	1	18	18.0	0	18
Total	6	54	9.0	1	38					
Opponents	11	94	8.5	0	40					

Fumble Returns	no.	yds	avg	td	lg	no.	yds	avg	td	lg
Total	0	0	0.0	0	0					
Opponents	0	0	0.0	0	0					

All Purpose	g	rush	rcv	pr	kr	ir	total	avg/g	g	rush	rcv	pr	kr	ir	total	avg/g
Swen, Titus	12	1039	108	0	0	0	1147	95.6	33	2173	184	0	231	0	2588	78.4
Cobbs, Joshua	12	0	407	0	0	0	407	33.9	23	0	652	0	0	0	652	28.3
Wieland, Wyatt	12	19	289	0	94	0	402	33.5	36	19	349	0	117	0	485	13.5
James, D.Q.	9	346	44	0	0	0	390	43.3	9	346	44	0	0	0	390	43.3
McNeely,Dawaiia	10	356	0	0	0	0	356	35.6	26	524	0	0	0	0	524	20.2
Peasley, Andrew	11	330	0	0	0	0	330	30.0	11	330	0	0	0	0	330	30.0
Welch, Treyton	11	0	217	0	0	0	217	19.7	36	0	475	0	0	0	475	13.2
Stone, Cameron	12	0	0	1	154	38	193	16.1	29	0	0	1	354	38	393	13.6
Christensen, P.	11	0	169	0	0	0	169	15.4	28	5	324	0	0	0	329	11.8
Pelissier, Will	9	38	101	0	0	0	139	15.4	20	38	101	0	0	0	139	6.9
Braasch, Joseph	8	91	25	0	0	0	116	14.5	8	91	25	0	0	0	116	14.5
O'Brien, Colin	6	0	83	0	0	0	83	13.8	17	0	110	0	0	0	110	6.5
Clemons, Jayden	4	58	0	0	0	0	58	14.5	4	58	0	0	0	0	58	14.5
Brown, Alex	10	0	41	0	0	0	41	4.1	24	0	74	0	0	0	74	3.1
Marquez, Ryan	12	4	6	18	0	0	28	2.3	28	4	6	18	0	0	28	1.0
Gyllenborg, Joh	11	0	21	0	0	0	21	1.9	11	0	21	0	0	0	21	1.9
Suiaunoa, Shae	12	0	0	0	0	18	18	1.5	31	0	0	0	0	18	18	0.6
Miles, Nick	10	0	11	0	0	0	11	1.1	21	0	11	0	6	0	17	0.8
Marcotte, Jacks	10	0	11	0	0	0	11	1.1	10	0	11	0	0	0	11	1.1
Cooley, Caleb	3	0	0	10	0	0	10	3.3	16	0	0	19	0	0	19	1.2
Young, Micah	11	0	0	0	10	0	10	0.9	11	0	0	0	10	0	10	0.9
Ekeler, Wyatt	12	0	0	0	0	-2	-2	-0.2	23	0	0	0	0	-2	-2	-0.1
Stewart, Clayto	12	-12	0	0	0	0	-12	-1.0	12	-12	0	0	0	0	-12	-1.0
TEAM	12	-16	0	0	0	0	-16	-1.3								
Total	12	2253	1533	29	258	54	4127	343.9								
Opponents	12	1794	2637	279	584	94	5388	449.0								

Field Goals	att	good	long	blkd	att	good	long	blkd
Hoyland, John	23	20	0	0	51	43	42	0
Total	23	20	0	0				
Opponents	25	13	0	0				



SEASON-CAREER



SEASON

CAREER

Punting	no.	yds	avg	lg	blk	no.	yds	avg	lg	blk
Stewart, Clayto	69	3058	44.3	67	0	69	3058	44.3	67	0
TEAM	2	113	56.5	88	0					
Total	71	3171	44.7	88	0					
Opponents	62	2741	44.2	63	0					

Kickoffs	no.	yds	avg	tb	ob	no.	yds	avg	tb	ob
Hoyland, John	58	3656	63.0	27	2	124	7617	61.4	56	4
Total	58	3656	63.0	27	2					
Opponents	56	3555	63.5	38	3					

##	Defensive Leaders	gp	ua	a	total	tfl	sack	int	pbu	fr	ff	blk	gp	ua	a	total
28	Gibbs, Easton	12	58	53	111	0.0	.	.	1	.	.	.	32	130	113	243
43	Suiaunoa, Shae	12	39	28	67	0.0	.	1	1	.	.	.	31	42	37	79
31	Ekeler, Wyatt	12	42	22	64	0.0	.	1	5	.	1	.	23	47	23	70
42	White, Isaac	12	42	19	61	0.0	.	.	2	.	.	.	25	68	27	95
93	Harris, DeVonne	12	27	23	50	0.0	.	.	1	.	.	.	24	29	25	54
96	Bertagnole, J.	11	24	25	49	0.0	2	.	30	54	64	118
44	Omotosh, O.	11	27	19	46	0.0	1	.	11	27	19	46
8S	Siders, Braden	12	29	9	38	0.0	.	.	1	.	.	.	12	29	9	38
90	Meyer, Gavin	12	18	18	36	0.0	1	.	21	20	19	39
4	Stone, Cameron	12	23	12	35	0.0	.	2	10	.	1	.	29	32	13	45
94	Godbout, Cole	6	17	15	32	0.0	.	.	1	.	.	.	37	89	77	166
23	Brown, Wrook	12	19	12	31	0.0	.	.	2	.	.	.	12	19	12	31
7D	Hawkins, Jakore	11	21	7	28	0.0	.	1	8	.	.	.	11	21	7	28
2D	Glinton, Keonte	6	19	7	26	0.0	.	.	4	.	.	.	18	28	8	36
25	DeMarzo, Cole	12	7	15	22	0.0	12	7	15	22
14	Williams, Miles	12	13	5	18	0.0	.	.	2	.	1	.	43	26	10	36
5D	Harrell, Deron	9	11	6	17	0.0	.	1	2	.	.	.	9	11	6	17
95	Robinson, Caleb	12	7	7	14	0.0	24	19	15	34
45	Sunn, Read	12	3	5	8	0.0	18	3	5	8
36	Driskill, Caleb	10	4	2	6	0.0	1	.	20	5	4	9
20	Marquez, Ryan	12	5	1	6	0.0	28	5	1	6
11	Wieland, Wyatt	12	4	.	4	0.0	36	6	.	6
29	Posas, Matt	11	3	1	4	0.0	11	3	1	4
22	Braasch, Joseph	8	2	1	3	0.0	8	2	1	3
33	Shay, Connor	11	.	3	3	0.0	23	1	5	6
84	Gyllenborg, Joh	11	1	2	3	0.0	11	1	2	3
80	Christensen, P.	11	3	.	3	0.0	28	4	2	6
32	Scott, Sam	9	1	1	2	0.0	9	1	1	2
8D	Coors, Buck	4	1	1	2	0.0	7	1	1	2
8	Cobbs, Joshua	12	2	.	2	0.0	23	2	.	2
76	Pregon, Emmanu	4	2	.	2	0.0	4	2	.	2
6D	Taylor, Kolbey	7	2	.	2	0.0	7	2	.	2
5Y	Young, Micah	11	2	.	2	0.0	11	2	.	2
TM	TEAM	12	2	.	2	0.0				
83	Pelissier, Will	9	2	.	2	0.0	20	2	.	2
91	Williams, Jaden	1	.	1	1	0.0	1	.	1	1
39	Stewart, Clayto	12	1	.	1	0.0	12	1	.	1
2M	Marsh, Jovan	2	1	.	1	0.0	2	1	.	1
63	Florentine, Ben	1	1	.	1	0.0	1	1	.	1
72	Barnett, Caden	10	1	.	1	0.0	10	1	.	1
46	Hoyland, John	12	1	.	1	0.0	31	1	.	1
88	O'Brien, Colin	6	.	.	.	0.0	17	.	.	.
	Total	12	487	320	807	0	33	6	40	.	8	.				
	Opponents	12	376	336	712	0	15	11	41	.	7	.				



Game-by-Game Rushing

2022 GBG Rushing (Att-Yds-TD)

	Total	Illinois	TULSA	UNC	AFA	BYU	SJSU	UNM	USU	HAWAII	CSU	BSU	FSU
McNeely,Dawaiia	63-356/1	DNP	6-26/0	14-48/0	7-42/0	5-33/0	4-5/0	12-62/0	-	4-81/1	6-21/0	5-38/0	DNP
James, D.Q. RB	40-346/0	2--1/0	2-9/0	3-12/0	DNP	-	2-3/0	1-0/0	10-120/0	14-179/0	6-24/0	DNP	DNP
Peasley, Andrew QB	70-330/2	8-76/0	10-45/0	3--12/0	5-36/0	5-9/0	7-74/0	5-6/0	6-29/0	14-71/2	3--9/0	DNP	4-5/0
Clemons, Jayden QB	13-58/1	DNP	DNP	-	DNP	DNP	1-0/0	DNP	DNP	DNP	5-32/1	7-26/0	DNP
Pelissier, Will WR	6-38/0	-	2-19/0	-	1-1/0	-	DNP	DNP	1-13/0	1-4/0	1-1/0	-	DNP
Wieland, Wyatt WR	6-19/2	-	-	-	-	3-6/1	-	1-4/0	-	-	-	1-2/1	1-7/0
Marquez, Ryan WR	2-4/0	-	-	-	1-6/0	1--2/0	-	-	-	-	-	-	-

2021 GBG Rushing (Att-Yds-TD)

	Total	MSU	NIU	BaST	UCONN	AFA	FSU	UNM	SJSU	CSU	BSU	USU	HH	Kent
McNeely,Dawaiia	17-113/1	DNP	DNP	6-48/1	1--1/0	1--1/0	-	-	1-11/0	3-24/0	DNP	5-32/0	DNP	-
Hollingsworth,J	1-2/0	DNP	-	1-2/0	DNP	-	DNP	DNP	-	DNP	DNP	DNP	- DNP	-
Grant,Tyrese	2--11/0	DNP	1--11/0	DNP	DNP	-	DNP	DNP	DNP	1-0/0	DNP	-	DNP	DNP

2020 GBG Rushing

(Att-Yds-TD)

	Total	Nevada	Hawaii	CSU	UNLV	UNM	BSU
MCNEELY, D. RB	14-55/0	DNP	-	-	13-54/0	1-1/0	-
BERRUP, Gavin QB	5-27/0	DNP	DNP	DNP	DNP	1-38/0	4--11/0
CHRISTENSEN, P. TE	1-5/0	-	-	-	-	1-5/0	-





Game-by-Game Receiving

2022 Receiving GBG (Att-Yds-TD)

	Total	Illinos	Tulsa	UNC	AFA	BYU	SJSU	UNM	USU	Hawaii	CSU	BSU	FSU	
Wieland, Wyatt WR	21-289/1	-	-	2-20/0	5-53/0	2-33/0	2-27/0	2-44/1	1-14/0	6-94/0	-	-	-	1-4/0
Welch, Treyton TE	17-217/4	1-4/0	1-1/0	-	1-14/1	2-23/1	2-25/0	4-87/2	3-39/0	2-16/0	1-8/0	-	DNP	
Christensen, P.	19-169/1	-	4-45/0	5-31/0	2-30/0	1-7/0	2-16/1	1-8/0	-	-	4-32/0	-	DNP	
Pelissier, Will WR	8-101/1	1-5/0	3-67/1	-	3-21/0	1-8/0	DNP	DNP	-	-	-	-	DNP	
O'Brien, Colin TE	4-83/0	DNP	DNP	DNP	DNP	-	DNP	1-6/0	1-46/0	-	-	DNP	2-31/0	
James, D.Q. RB	5-44/0	-	2-34/0	2-8/0	DNP	-	-	-	-	1-2/0	-	DNP	DNP	
Brown, Alex WR	3-41/1	-	DNP	1-4/0	1-5/0	-	-	-	-	-	1-32/1	-	DNP	
Gyllenborg, Joh	3-21/0	-	DNP	-	-	-	-	-	-	-	-	-	3-21/0	
Miles, Nick TE	1-11/0	-	DNP	-	-	-	-	-	DNP	-	-	-	1-11/0	
Marcotte, Jacks	3-11/0	-	DNP	DNP	-	-	1-0/0	-	1-4/0	-	-	-	1-7/0	
Marquez, Ryan WR	1-6/0	-	-	-	1-6/0	-	-	-	-	-	-	-	-	

2021 Receiving GBG (Att-Yds-TD)

	Total	MSU	NIU	BaSt	UCONN	AFA	FSU	UNM	SJSU	CSU	BSU	USU	HAWAII	Kent
Wieland, Wyatt WR	20-285/1	-	2-20/0	5-53/0	2-33/0	2-27/0	2-44/1	1-14/0	6-94/0	-	-	-	-	
Welch, Treyton TE	16-209/4	1-4/0	1-1/0	-	1-14/1	2-23/1	2-25/0	4-87/2	3-39/0	2-16/0	-	-	-	
Christensen, P.	15-137/1	-	4-45/0	5-31/0	2-30/0	1-7/0	2-16/1	1-8/0	-	-	-	-	-	
Pelissier, Will WR	8-101/1	1-5/0	3-67/1	-	3-21/0	1-8/0	DNP	DNP	-	-	-	-	-	
O'Brien, Colin TE	2-52/0	DNP	DNP	DNP	DNP	-	DNP	1-6/0	1-46/0	-	-	-	-	
James, D.Q. RB	5-44/0	-	2-34/0	2-8/0	DNP	-	-	-	-	1-2/0	-	-	-	
Braasch, Joseph RB	4-25/0	1-7/0	2-10/0	-	DNP	DNP	DNP	-	-	1-8/0	-	-	-	
Brown, Alex WR	2-9/0	-	DNP	1-4/0	1-5/0	-	-	-	-	-	-	-	-	
Marquez, Ryan WR	1-6/0	-	-	-	1-6/0	-	-	-	-	-	-	-	-	
Marcotte, Jacks	2-4/0	-	DNP	DNP	-	-	1-0/0	-	1-4/0	-	-	-	-	

2020 Receiving GBG (Att-Yds-TD)

	Total	Nevada	Hawaii	CSU	UNLV	UNM	BSU
WELCH, Treyton TE	5-95/0	1-24/0	-	2-55/0	-	2-16/0	-
CHRISTENSEN, P. TE	2-28/0	-	1-7/0	-	1-21/0	-	-
GENTRY, Gunner WR	2-28/1	2-28/1	-	DNP	DNP	DNP	-
MARCOTTE, J. TE	1-12/0	-	-	1-12/0	-	-	DNP

2019 Receiving GBG (Att-Yds-TD)

	Total	Mizzou	TXST	Idaho	Tulsa	UNLV	SDSU	UNM	Nevada	BSU	USU	CSU	AFA	GSU
GENTRY, Gunner	6-130/0	-	1-44/0	-	1-13/0	-	1-45/0	-	-	1-14/0	2-14/0	-	-	-
MARCOTTE, J.	9-127/2	1-13/0	1-22/0	1-23/0	-	1-20/1	-	1-6/0	1-25/1	1-6/0	2-12/0	DNP	DNP	DNP



Game-by-Game Passing

2022**#6 Andrew Peasley**

	Att	Comp	Int	Pct	Yards	TD	Long	Sack	Yds	Effic
Illinois	20	5	1	25.0	30	0	9	0	0	27.6
Tulsa	30	20	0	66.7	256	2	51	0	0	160.3
Northern Colo.	30	19	0	63.3	144	0	26	2	0	103.7
Air Force	23	18	1	78.3	162	1	29	0	0	143.1
BYU	27	14	0	51.9	154	2	31	2	0	124.2
San Jose St.	20	6	1	30.0	85	2	38	2	0	88.7
New Mexico	21	10	0	47.6	174	2	47	1	0	148.6
Utah St.	26	13	0	50.0	199	0	46	2	0	114.3
Hawaii	15	7	2	46.7	76	0	25	3	0	62.6
Colorado St.	4	2	1	50.0	4	0	9	2	0	8.4
Fresno State	29	12	2	41.4	104	0	17	1	0	57.7
TOTALS	245	126	8	51.4	1388	9	51	15	0	104.6

2022**#12 Jaden Clemons**

	Att	Comp	Int	Pct	Yards	TD	Long	Sack	Yds	Effic
San Jose St.	2	2	0	100.0	25	0	25	0	0	205.0
Colorado St.	11	7	0	63.6	90	1	32	0	0	162.4
Boise St.	16	3	3	18.8	30	0	17	0	0	-3.0
TOTALS	29	12	3	41.4	145	1	32	0	0	74.1





COWBOY STATS



2022 Game-by-Game Tackles (Solo-Assist)

	S-UA	TOTAL	Illinois	Tulsa	UNC	AFA	BYU	SJSU	UNM	USU	Hawaii	CSU	BSU	FSU
Gibbs, Easton	58-53	111	4-5	3-5	8-1	3-3	2-1	7-4	7-6	5-4	6-1	3-10	6-5	4-8
Suiaunoa, Shae	39-28	67	5-1	5-2	5-3	4-0	2-3	2-1	3-4	3-1	5-3	1-6	4-3	0-1
Ekeler, Wyatt	42-22	64	4-2	3-3	5-0	2-0	2-3	6-1	0-1	4-0	5-2	0-5	8-4	3-1
White, Isaac	42-19	61	3-0	3-0	4-0	3-1	5-2	1-2	4-0	4-2	5-1	3-6	4-4	3-1
Harris, DeVonne	27-23	50	2-4	3-1	2-1	2-1	1-1	2-1	1-3	5-2	4-0	0-4	4-5	1-0
Bertagnole, J.	24-25	49	2-1	3-2	1-0	1-5	5-2	4-1	1-2	4-5	2-1	1-6	-	DNP
Siders, Braden	29-9	38	2-1	1-0	0-1	6-0	2-2	2-1	4-1	2-1	2-0	1-1	3-1	4-0
Meyer, Gavin	18-18	36	1-0	3-0	2-0	1-0	1-1	2-0	2-4	1-2	1-1	1-7	1-1	2-2
Godbout, Cole	17-15	32	3-4	2-2	1-0	4-5	4-3	3-1	DNP	DNP	DNP	DNP	DNP	DNP
Brown, Wrook	19-12	31	1-4	-	0-1	-	-	1-0	7-3	2-1	3-0	0-1	2-2	3-0
Hawkins, Jakore	21-7	28	2-0	0-2	1-0	0-1	2-1	3-0	-	1-0	3-0	3-1	6-2	DNP
DeMarzo, Cole	7-15	22	3-2	0-2	0-1	1-1	-	1-2	-	-	-	1-2	1-1	0-4
Williams, Miles	13-5	18	5-0	4-1	3-0	-	0-1	-	1-1	-	-	0-1	0-1	-
Harrell, Deron	11-6	17	1-1	3-0	DNP	-	1-1	2-0	DNP	DNP	1-1	2-1	0-1	1-1
Robinson, Caleb	7-7	14	-	0-1	-	1-0	-	0-1	1-1	1-2	1-0	0-1	0-1	3-0
Sunn, Read	3-5	8	0-1	0-1	-	1-3	-	-	1-0	-	1-0	-	-	-
Posas, Matt	3-1	4	-	DNP	2-0	-	-	-	-	-	0-1	-	1-0	-
Shay, Connor	0-3	3	0-1	DNP	-	-	-	-	-	-	0-1	-	-	0-1
Scott, Sam	1-1	2	-	DNP	-	DNP	0-1	-	-	1-0	-	-	DNP	-
Pregnon, Emmanu	2-0	2	DNP	-	DNP	1-0	DNP	DNP	DNP	DNP	-	DNP	DNP	1-0
Taylor, Kolbey	2-0	2	DNP	DNP	-	DNP	-	DNP	-	-	-	DNP	-	2-0
Young, Micah	2-0	2	-	DNP	-	-	-	1-0	1-0	-	-	-	-	-
Coors, Buck	1-1	2	DNP	DNP	DNP	DNP	DNP	DNP	DNP	DNP	1-0	-	-	0-1
Williams, Jaden	0-1	1	DNP	DNP	DNP	DNP	DNP	DNP	DNP	DNP	DNP	DNP	DNP	0-1
Florentine, Ben	1-0	1	DNP	DNP	DNP	DNP	DNP	DNP	DNP	DNP	DNP	DNP	DNP	1-0

2021 Game-by-Game Tackles (Solo-Assist)

	S-UA	TOTAL	MSU	NIU	BaSt	UCONN	AFA	FSU	UNM	SJSU	CSU	BSU	USU	UH	Kent
Gibbs, Easton	51-39	90	3-1	5-5	4-4	0-2	3-2	4-1	8-3	2-2	6-5	8-4	1-0	3-3	4-7
Godbout, Cole	39-31	70	0-2	2-0	2-2	1-1	3-4	1-1	5-2	5-3	4-3	2-5	3-3	3-3	8-2
White, Isaac	26-7	33	DNP	-	-	DNP	-	-	-	3-1	4-0	3-2	2-2	8-1	6-1
Robinson, Caleb	11-6	17	DNP	DNP	-	DNP	2-1	2-1	DNP	1-1	1-3	2-0	DNP	3-0	-
Harsh, Sebastian	5-2	7	DNP	-	-	0-1	-	-	-	1-1	1-0	DNP	1-0	-	2-0
Ekeler, Wyatt	5-1	6	-	-	1-0	-	DNP	-	1-0	1-0	1-0	1-0	-	-	0-1
Williams, Miles	5-0	5	DNP	1-0	3-0	DNP	-	1-0	-	DNP	DNP	DNP	DNP	DNP	DNP
Harris, DeVonne	2-2	4	DNP	DNP	-	DNP	DNP	1-1	DNP	0-1	-	-	1-0	-	-
Suiaunoa, Shae	1-3	4	DNP	0-2	-	DNP	-	-	-	-	0-1	DNP	1-0	-	-
Shay, Connor	1-2	3	DNP	-	-	0-1	-	-	-	-	0-1	-	-	1-0	-
Meyer, Gavin	1-0	1	DNP	-	DNP	DNP	DNP	DNP	DNP	DNP	-	DNP	-	DNP	1-0

2020 Game-by-Game Tackles (Solo-Assist)

	Total	Nevada	Hawaii	CSU	UNLV	UNM	BSU
GIBBS, Easton LB	21-21/42	4-1	1-2	3-5	0-3	5-5	8-5
BERTAGNOLE, J DL	10-21/31	3-0	3-4	0-8	0-3	1-5	3-1
GODBOUT, Cole DL	13-17/30	4-1	5-2	0-6	DNP	0-4	4-4
SUIAUNOA, Shae LB	2-6/8	1-1	-	-	-	1-4	0-1
WILLIAMS, Miles DB	5-2/7	3-0	-	0-1	2-1	-	-
ROBINSON, Caleb DL	1-2/3	DNP	DNP	DNP	1-1	0-1	DNP
MEYER, Gavin DL	1-1/2	DNP	DNP	DNP	1-1	-	-
EKELER, Wyatt LB	1-0/1	DNP	-	1-0	DNP	DNP	DNP
WHITE, Issac DB	0-1/1	DNP	DNP	DNP	0-1	DNP	DNP

2019 Game-by-Game Tackles (Solo-Assist)

	Total	Mizzou	TXST	Idaho	Tulsa	UNLV	SDSU	UNM	Nevada	BSU	USU	CSU	AFA	GSU	
GODBOUT, Cole	20-14	34	0-2	1-1	-	0-1	3-0	2-2	3-2	3-0	2-1	2-0	1-4	2-1	1-0
WILLIAMS, Miles	2-2	4	-	-	-	-	0-1	1-0	0-1	-	-	1-0	-	-	-
SUAUNOA, Shae	0-1	1	DNP	DNP	DNP	DNP	DNP	-	DNP	DNP	DNP	-	DNP	DNP	0-1

2018 Game-by-Game Tackles (Solo-Assist)

	Total	NMSU	WSU	Mizzou	Woff	BSU	Hawai'i	FSU	USU	CSU	SJSU	AFA	UNM
WILLIAMS, Miles	1-1/2	DNP	DNP	DNP	DNP	DNP	-	-	DNP	1-1	-	DNP	-





Game-by-Game Tackles for Loss

2022 Game-By-Game Tackles for Loss (Solo-Assist)

	Total	Illinois	Tulsa	UNC	AFA	BYU	SJSU	UNM	USU	Hawaii	CSU	BSU	FSU
BERTAGNOLE, Jordan	7.5/59	1.0/1	1.0/28				1.0/10	2.0/4			2.5/6		
GODBOUT, Cole	4.5/7	1.0/2	--	--	1.0/3	2.5/2							
SUIAUNNOA, Shae	4.5/23	1.0/2	1.0/4	1.0/10	1.0/3						0.3/4		
HARRIS, DeVonne	13.0/54	1.0/2	1.0/2		1.0/2		1.0/11	1.0/3	3.0/12	3.0/11		1.0/1	1.0/10
SIDERS, Braden	10.5/35	--	1.0/1			2.0/10	--	2.0/5	1.5/6	1.0/6		1.0/5	1.0/2
Gibbs, Easton	8.0/24	--	--	2.0/13	1.0/1	--	--	0.5/1	1.0/3		2.0/4	1.0/1	0.5/1
SUNN, Read	0.5/0	--	--	--	0.5/0								
DEMARZO, Cole	0.5/1	--	--	--	0.5/1								
Meyer, Gavin	5.0/27	--	--	--	--	0.5/4	1.0/4	2.0/11			0.5/1		1.0/7
BROWN, WROOK	0.5/1	--	--	--	--	--	--	0.5/1	1.0/1				
WHITE, Issac	3.0/7	--	--	--	--	--	--	--	1.5/6				0.5/0
Ekeler, Wyatt	1.0/1	--	--	--	--	--	--	--	1.0/1				

2021 Game-By-Game Tackles for Loss (Solo-Assist)

	Total	MSU	NIU	BaSt	UCONN	AFA	FSU	UNM	SJSU	CSU	BSU	USU	Hawaii	Kent
Bertagnole, Jordan	3.5/11	1.0/5	--						0.5/1	0.5/1	0.5/1			1.0/3
Gibbs, Easton	6.0/32	--	0.5/3	1.0/9		1.0/1	1.0/2				2.0/14		1.0/1	0.5/2
Godbout, Cole	7.0/31	--	1.0/1	0.5/1				1.0/2		1.5/9			1.0/9	2.0/9
Robinson, C.	1.0/2												1.0/2	
White, Issac	2.0/8													2.0/8

2020 Game-By-Game Tackles for Loss (Solo-Assist)

	Total	Nevada	Hawaii	CSU	UNLV	UNM	BSU
BERTAGNOLE, J DL	5-3/6.5	1.0-5	2.5-15	0.5-2	0.5-0	-	2.0-2
GODBOUT, Cole DL	4-0/4.0	2.0-3	1.0-9	-	DNP	-	1.0-3
GIBBS, Easton LB	2-1/2.5	-	-	-	0.5-1	1.0-3	1.0-2
GLINTON, K. DB	1-1/1.5	-	-	0.5-1	-	-	1.0-2
HARRIS, D. DL	1-0/1.0	-	-	DNP	-	-	1.0-1
WHITE, Issac DB	0-1/0.5	DNP	DNP	DNP	0.5-1	DNP	DNP
ROBINSON, Caleb DL	0-1/0.5	DNP	DNP	DNP	0.5-1	-	DNP

2019 Game-By-Game Tackles for Loss (Solo-Assist)

	Total	Mizzou	TXST	Idaho	Tulsa	UNLV	SDSU	UNM	Nevada	BSU	USU	CSU	AFA	GSU
GODBOUT, Cole	5-2/6.0	-	1.0-10	-	-	1.0-1	-	1.0-1	-	1.0-2	-	2.0-2	-	-

Game-by-Game Sacks

2022 Game-by-Game Sacks (Solo-Assist)

	Total	Illinois	Tulsa	UNC	AFA	BYU	SJSU	UNM	USU	Hawaii	CSU	BSU	FSU
SUIAUNNOA, Shae	2.5/18	--	1.0/4	1.0/10							0.5/4		
BERTAGNOLE, Jord	5.5/57	--	1.0/28				1.0/10		1.0/2		2.0/16		
HARRIS, DeVonne	8.0/40	--	1.0/4		1.0/2		1.0/11	1.0/3	3.0/12				1.0/10
SIDERS, Braden	5.0/16	--	1.0/1			0.5/3		1.0/2	0.5/4	1.0/6			
Gibbs, Easton	2.0/3	--	1.0/0								1.0/3		
Meyer, Gavin	4.0/23	--	--	--	--	0.5/4	--	2.0/11			0.5/1		1.0/7
WHITE, Issac	0.5/3	--	--	--	--	--	--	--	0.5/3				

2021 Game-by-Game Sacks (Solo-Assist)

	Total	MSU	NIU	BaSt	UCONN	AFA	FSU	UNM	SJSU	CSU	BSU	USU	HAWAII	Kent
Godbout, Cole	5.0/26	--	1.0/1	0.5/1						1.5/9			1.0/9	1.0/6
Gibbs, Easton	2.0/21	--	--	1.0/9							1.0/12			
Jordan Bertagnole	0.5/1									0.5/1				
Issac White	1.0/3													1.0/3

2020 Game-by-Game Sacks (Solo-Assist)

	Total	Nevada	Hawaii	CSU	UNLV	UNM	BSU
BERTAGNOLE, J DL	2-1/2.5	1.0-5	1.5-11	-	-	-	-
GODBOUT, Cole DL	1-0/1.0	-	1.0-9	-	DNP	-	-

2019 Game-by-Game Sacks (Solo-Assist)

	Total	Mizzou	TXST	Idaho	Tulsa	UNLV	SDSU	UNM	Nevada	BSU	USU	CSU	AFA	GSU
GODBOUT, Cole	2-0/2.0	-	1.0-10	-	-	-	-	1.0-1	-	-	-	-	-	-





CAREER HIGHS



CAREER-HIGHS

Rushing

(Att-Yds-TD)

Name	Attempts	Yards	TD's	Long
MCNEELY	14 Northern Colorado, 2022	81 Hawai'i, 2022	1* Hawai'i, 2022	61 Hawai'i, 2022
BEERUP	1 New Mexico, 2020	38 New Mexico, 2020	--	38 New Mexico, 2020
CHRISTENSEN	1 New Mexico, 2020	5 New Mexico, 2020	--	5 New Mexico, 2020
PEASLEY	14 Hawai'i, 2022	76 Illinois, 2022	2 Hawai'i, 2022	61 San Jose State, 2022
JAMES	14 Hawai'i, 2022	179 Hawai'i, 2022	--	74 Hawai'i, 2022
PELISSIER	2 Tulsa, 2022	19 Tulsa, 2022	--	18 Tulsa, 2022
MARQUEZ	1 Air Force, 2022	6 Air Force, 2022	--	--
WIELAND	3 BYU, 2022	7 Fresno State, 2022	1* vs. Boise State, 2022	9 BYU, 2022
CLEMONS	7 vs. Boise State, 2022	32 Colorado State, 2022	1 Colorado State, 2022	14 Colorado State, 2022

Receiving

(Att-Yds-TD)

Name	Catches	Yards	TDs	Long
MARCOTTE	2 Utah State, 2019	25 Nevada, 2019	1* Nevada, 2019	25 Nevada, 2019
ENTRY	2* at Nevada, 2020	45 San Diego State, 2019	1 at Nevada, 2020	45 San Diego State, 2019
WELCH	4* New Mexico, 2022	87 New Mexico, 2022	2 New Mexico, 2022	47 New Mexico, 2022
CHRISTENSEN	5 Northern Colorado, 2022	45 Tulsa, 2022	1 San Jose State, 2022	29 Air Force, 2022
BROWN	1* Colorado State, 2022	19 32 Colorado State, 2022	1 Colorado State, 2022	32 Colorado State, 2022
O'Brien	2* Fresno State, 2022	46 Utah State, 2022	--	46 Utah State, 2022
Wieland	6 Utah State, 2022	94 Utah State, 2022	1 San Jose State, 2022	39 Utah State, 2022
PELISSIER	3* Air Force, 2022	67 Tulsa, 2022	1 Tulsa, 2022	48 Tulsa, 2022
JAMES	2* Northern Colorado, 2022	34 Tulsa, 2022	--	23 Tulsa, 2022
MARQUEZ	1 Air Force, 2022	6 Air Force, 2022	--	6 Air Force, 2022
Gyllenborg	3 Fresno State, 2022	21 Fresno State, 2022	--	10 Fresno State, 2022
Miles	1 Fresno State, 2022	11 Fresno State, 2022	--	11 Fresno State, 2022

Passing

(Att-Yds-TD)

Name	Completions	Attempts	Yards	TDs	Long
PEASLEY	20 Tulsa, 2022	30* N. Colorado, 2022	256 Tulsa, 2022	2* New Mexico, 2022	51 Tulsa, 2022
CLEMONS	7 Colorado State, 2022	16 vs. Boise State, 2022	90 Colorado State, 2022	1 Colorado State, 2022	32 Colorado State, 2022

Returns

(Att-Yds)

Punt Returns

Name	Returns	Yards	TDs	Long
COOLEY	1* Air Force	10 Illinois, 2022	--	10 Illinois, 2022

Career Kicking

Field Goals

(Made-ATT)

	Extra Points	Field Goals	Long
John Hoyland	81-81	43-51 (.843)	55 Tulsa, 2022





CAREER HIGHS



Tackles (Solo-Assist)

Name	Solo	Assisted	Total Tackles
GODBOUT	8 Kent State, 2022	5* Air Force, 2022	10 Kent State, 2022
WILLIAMS	5 Illinois, 2022	1* Tulsa, 2022	5* Tulsa, 2022
SUIAUNOA	5* Hawai'i, 2022	6 Colorado State, 2022	8* Hawai'i, 2022
GIBBS	8* Northern Colorado, 2022	10 Colorado State, 2022	13* Colorado State, 2022
BERTAGNOLE	5 BYU, 2022	8 at Colorado St., 2020	9 Utah State, 2022
HARRIS	5 Utah State, 2022	5* Boise State, 2022	9 Boise State, 2022
ROBINSON	3 Hawai'i, 2021	3 Fresno State, 2022	3* Fresno State, 2022
MEYER	3 Tulsa, 2022	6 Colorado State, 2022	7 Colorado State, 2022
WHITE	8 Kent State, 2021	6 Colorado State, 2022	9* Colorado State, 2022
EKELER	8 Boise State, 2022	5 Colorado State, 2022	12 Boise State, 2022
DEMARZO	3 Illinois, 2022	4 Fresno State, 2022	5 Illinois, 2022
BROWN, WROOK	7 New Mexico, 2022	4 Illinois, 2022	10 New Mexico, 2022
SIDERS	6 Air Force, 2022	1 Illinois, 2022	6 Air Force, 2022
HAWKINS	6 Boise State, 2022	2* Boise State, 2022	8 Boise State, 2022
HARRELL	3 Tulsa, 2022	1 Illinois, 2022	3* Colorado State, 2022
POSAS	2 Northern Colorado, 2022	--	2 Northern Colorado, 2022
SUNN	1 Air Force, 2022	3 Air Force, 2022	4 Air Force, 2022
TAYLOR	2 Fresno State, 2022	--	2 Fresno State, 2022

Tackles for Loss (Solo-Assist)

Name	Tackles for Loss	Yards
GODBOUT	2.5 BYU, 2022	10 Texas State, 2019
BERTAGNOLE	2.5 Hawai'i, 2020	28 Tulsa, 2022
SMITH	1.0* at Colorado St., 2020	8 Hawai'i, 2020
GIBBS	2.0* Colorado State, 2022	14 Boise State, 2021
HARRIS	4.0 Utah State, 2022	12 Utah State, 2022
GLINTON	1.0 at Utah State, 2021	3 at Utah State, 2021
ROBINSON	1.0 Hawai'i, 2021	2 Hawai'i, 2021
WHITE	2.0 Kent State, 2022	8 Kent State, 2022
SUIAUNOA	1.0* Air Force, 2022	10 Northern Colorado, 2022
SIDERS	2.0* New Mexico, 2022	10 BYU, 2022
DEMARZO	0.5 Air Force, 2022	1 Air Force, 2022
SUNN	0.5 Air Force, 2022	0 Air Force, 2022
MEYER	2.0 New Mexico, 2022	11 New Mexico, 2022
EKELER	1.0 Utah State, 2022	1 Utah State, 2022

Sacks (Solo-Assist)

Name	Sacks	Yards
GODBOUT	1.5 Colorado State, 2021	10 Texas State, 2019
BERTAGNOLE	2.0 Colorado State, 2022	28 Tulsa, 2022
GANDY	1.0 at Colorado St., 2020	9 at Colorado St., 2020
GIBBS	1.0* Colorado State, 2022	12 Boise State, 2021
SUIAUNOA	1.0* Northern Colorado, 2022	10 Northern Colorado, 2022
HARRIS	3.0 Utah State, 2022	12 Utah State, 2022
SIDERS	1.0* New Mexico, 2022	2 New Mexico, 2022
Meyer	2.0 New Mexico, 2022	11 New Mexico, 2022
WHITE	0.5 Utah State, 2022	3 Utah State, 2022





Scoring

Wyoming scored...

60 points or more: 66 vs. UNLV (11/12/16)
50-59 points: 52 vs. Kent State (12/21/21)
40-49 points: 40 vs. Tulsa (9/3/22)
30-39 points: 33 vs. Northern Colorado (9/10/22)
20-29 points: 27 vs. Hawai'i (10/29/22)
10-19 points: 17 vs. Boise State (11/19/22)
Less than 10 points: 6 at Illinois (9/27/22)
Shutout: 0 vs. Fresno State (11/25/22)

Opponent scored...

60 points or more: 69 by UNLV (11/12/16)
50-59 points: 52 by Nebraska (9/10/16)
40-49 points: 43 by Northern Illinois (9/11/21)
30-39 points: 30 by Fresno State (11/25/22)
20-29 points: 20 by Boise State (11/19/22)
10-19 points: 13 by Colorado State (11/12/22)
Less than 10 points: 7 by Hawai'i (10/30/20)
Shutout: 0 by Gardner-Webb (9/9/17)

Rushing

Wyoming Gained...

500 yards: 504 vs. Northern Colorado (11/5/49)
400 yards: 404 vs. Kent State (12/21/21)
300 yards: 365 vs. Hawai'i (10/29/22)
200 yards: 278 vs. Boise State (11/19/22)
100 yards: 142 vs. Colorado State (11/12/22)
Less than 100 yards: 87 vs. Fresno State (11/25/22)
Less than 0 yards: -21 vs. Boise State (9/18/10)

Opponent Gained...

500 yards: 548 by Wisconsin (10/6/73)
400 yards: 401 by UNLV (11/12/16)
300 yards: 319 by Kent State (12/21/21)
200 yards: 269 by Boise State (11/19/22)
100 yards: 114 by Fresno State (11/25/22)
Less than 100 yards: 15 by Northern Colorado (9/10/22)
Less than 0 yards: -9 by NMSU (8/25/18)

Passing

Wyoming Gained...

500 yards: Never (School record of 499 vs. Houston, 1987)
400 yards: 498 vs. Hawai'i (11/23/12)
300 yards: 321 vs. Colorado State (11/5/20)
200 yards: 256 vs. Tulsa (9/3/22)
100 yards: 104 vs. Fresno State (11/25/22)
Less than 100 yards: 30 vs. Boise State (11/19/22)

Opponent Gained...

500 yards: 587 by Idaho (8/31/96)
400 yards: 460 by Tulsa (9/3/22)
300 yards: 314 by San Jose State (10/1/22)
200 yards: 211 by Boise State (11/19/22)
100 yards: 183 by Fresno State (11/25/22)
Less than 100 yards: 96 by Fresno State (10/16/21)

Total Offense

Wyoming Gained...

700 yards total offense: 793 vs. Hawai'i (11/23/13)
600 yards total offense: 604 vs. Utah State (11/20/21)
500 yards total offense: 529 vs. Utah State (10/22/22)
400 yards total offense: 441 vs. Hawai'i (10/29/22)
300 yards total offense: 308 vs. Boise State (11/19/22)
200 yards total offense: 236 vs. Colorado State (11/12/22)
100 yards total offense: 191 vs. Fresno State (11/25/22)

Opponent Gained...

600 yards total offense: 601 by Missouri (9/8/18)
500 yards total offense: 525 by BYU (9/24/22)
400 yards total offense: 480 by Boise State (11/19/22)
300 yards total offense: 350 by Hawai'i (10/29/22)
200 yards total offense: 297 by Fresno State (11/25/22)
100 yards total offense: 147 by Northern Colorado (9/10/22)
Less Than 100 Yards: 87 by New Mexico (11/24/18)

First Downs

Wyoming Gained...

30 first downs: 34 vs. Hawai'i (11/23/13)
25 first downs: 28 vs. Utah State (10/22/22)
20 first downs: 22 at BYU (9/24/22)
15 first downs: 19 vs. Hawai'i (10/29/22)
10 first downs: 12 vs. Fresno State (11/25/22)
Less than 10 first downs: 9 vs. Boise State (12/12/20)

Opponent Gained...

35 first downs: 35 by Ole Miss (9/25/04)
30 first downs: 33 by Missouri (9/8/18)
25 first downs: 25 by Boise State (11/19/22)
20 first downs: 22 by Hawai'i (10/29/22)
15 first downs: 18 by Fresno State (11/25/22)
10 first downs: 13 by Utah State (10/22/22)
Less than 10 first downs: 9 by Northern Colorado (9/10/22)

Passing Attempts

Wyoming attempted...

65 passes: 67 vs. Air Force (9/19/92)
55 passes: 55 vs. San Diego State (11/19/05)
50 passes: 52 by Nevada
45 passes: 48 vs. Hawai'i (11/23/13)
40 passes: 42 vs. Wofford (9/15/18)
35 passes: 36 vs. Utah State (11/16/19)
30 passes: 30 vs. Northern Colorado (9/10/22)
25 passes: 29 vs. Fresno State (11/25/22)
20 passes: 21 at New Mexico (10/8/22)
10 passes: 16 vs. Boise State (11/19/22)

Opponent attempted...

55 passes: 57 by Washington State (9/1/18)
50 passes: 52 by Tulsa (9/3/22)
45 passes: 46 by Hawai'i (10/29/22)
40 passes: 40 by Illinois (9/27/22)
35 passes: 36 by Northern Colorado (9/10/22)
30 passes: 32 by Fresno State (11/25/22)
25 passes: 26 by Colorado State (11/12/22)
20 passes: 23 by New Mexico (10/8/22)
15 passes: 18 by New Mexico (12/5/20)
10 passes: 14 by Air Force (9/16/22)
5 passes: 7 by Air Force (11/30/19)
Less than 5 passes: 4 by Air Force (9/6/08)

Pass Completions

Wyoming completed...

35 passes: 35 vs. Air Force (9/21/13)
30 passes: 30 vs. New Mexico (9/26/15)
25 passes: 25 vs. Washington State (9/19/15)
20 passes: 20 vs. Tulsa (9/3/22)
10 passes: 12 vs. Fresno State (11/25/22)
Less than 10 passes: 3 vs. Boise State (11/19/22)

Opponent completed...

35 passes: 39 by Nevada
30 passes: 30 by Tulsa (9/3/22)
25 passes: 26 by BYU (9/24/22)
20 passes: 21 by Fresno State (11/25/22)
15 passes: 18 by Colorado State (11/12/22)
10 passes: 12 by New Mexico (10/8/22)
Less than 10 passes: 7 by Air Force (9/16/22)

Total Plays

Wyoming ran...

95 offensive plays: 98 vs. Hawai'i (11/23/13)
90 offensive plays: 94 vs. New Mexico (11/29/14)
80 offensive plays: 80 vs. Colorado State (11/5/20)
70 offensive plays: 76 vs. Utah State (10/22/22)
60 offensive plays: 60 at New Mexico (10/8/22)
50 offensive plays: 58 vs. Fresno State (11/25/22)
40 offensive plays: 48 vs. Boise State (11/19/22)

Opponent ran...

100 offensive plays: 100 by Ole Miss (9/25/04)
95 offensive plays: 95 by Oregon (9/16/17)
90 offensive plays: 93 by Tulsa (9/21/19)
80 offensive plays: 84 by Tulsa (9/3/22)
70 offensive plays: 77 by Boise State (11/19/22)
60 offensive plays: 66 by Fresno State (11/25/22)
50 offensive plays: 59 by Colorado State (11/12/22)
40 offensive plays: 49 by NMSU (8/25/18)





Miscellaneous Team Last Times

Had 400 Total Yards in a Half

Wyoming: 432 vs. Utah State, Second Half (11/20/21)

Opponent: 409 by Boise State, first half (11/18/10)

Had 300 Total Yards in a Half

Wyoming: 319 vs. Georgia State, second half (12/31/19)

Opponent: 319 by BYU in second half (9/24/22)

Seven Turnovers Forced in a Game

Wyoming: 8, Wyoming forced eight Central Michigan Turnovers (12/22/17) (Four Interceptions and Four fumble recoveries)

Opponent: 7, Ohio forced seven Wyoming turnovers (9/22/07) (Five interceptions and two fumble recoveries)

Six Turnovers Forced in a Game

Wyoming: 6 vs. Bowling Green (9/17/11) (Two interceptions and four fumble recoveries)

Opponents: 6, Nebraska forced six Wyoming turnovers (9/10/16) (five interceptions and one fumble recoveries)

Five Turnovers Forced in a Game

Wyoming: 5 vs. Utah State (10/14/17) (Three interception and Two fumble recoveries)

Opponents: 5 by Fresno State (10/16/21) (Four interceptions and one fumble recoveries)

Four Turnovers Forced in a Game

Wyoming: 4 at Iowa (9/2/17) (one interception and three fumbles)

Opponents: 4, Utah State forced four Wyoming turnovers (11/16/19) (three interceptions and one fumble recovery)

Six Interceptions Forced in a Game

Wyoming: NA

Opponent: 6, San Diego State intercepted six passes vs. Wyoming (11/17/01)

Five Interceptions Forced in a Game

Wyoming: 5 vs. New Mexico (10/28/17)

Opponent: 5, Nebraska intercepted five passes vs. Wyoming (9/10/16)

Four Interceptions Forced in a Game

Wyoming: 4 vs. Central Michigan (12/22/17)

Opponents: 4 by Fresno State (10/16/21)

Three Interceptions Forced in a Game

Wyoming: 3 vs. Northern Illinois (9/11/2021)

Opponents: 3 by Boise State (11/19/22)

Four Fumble Recoveries in a Game

Wyoming: 4 vs. Central Michigan (12/22/17)

Opponent: 4 by Air Force (9/6/08)

Three Fumble Recoveries in a Game

Wyoming: 3 vs. Iowa (9/2/17)

Opponent: 3 by Colorado State (11/7/15)

Scored 40 Points in a Half

Wyoming: 42 vs. New Mexico, first half (10/28/17)

Opponent: 42 by Oregon, first half (9/16/17)

Scored 30 Points in a Half

Wyoming: 31 vs. Kent State, second half, (12/21/21)

Opponent: 31 by Hawai'i, First half (11/27/21)

Scored 20 Points in a Half

Wyoming: 20 vs. New Mexico (10/8/22)

Opponent: 23 by Fresno State in first half (11/25/22)

Scored 20 Points in a Quarter

Wyoming: 21 vs. Ball State, second quarter, (9/18/21)

Opponent: 21 by Utah State, second quarter (11/16/19)

Shutouts

Wyoming shutout an opponent: 27-0 vs. Gardner-Webb (9/9/17)

An opponent shutout Wyoming: 0-30 by Fresno State (11/25/22)

Had a Shutout in a Half

Wyoming: Wyoming shut out New Mexico in second Half (10/8/22)

Opponent: Fresno State shut out Wyoming in second half (11/25/22)

Tie Games

The last time Wyoming played in a tie game:

28-28 vs. UTEP (9/28/91)



INDIVIDUAL LAST TIMES

200 Yards Rushing	Wyoming: 212 by Titus Swen vs. Boise State (11/19/22) Opponent: 201 Kapri Bibbs, Colorado State (10/19/13)
150 Yards Rushing	Wyoming: D.Q. James, 179 vs. Hawai'i (10/29/22) Opponent: 151 by Chase Brown, Illinois (9/27/22)
100 Yards Rushing	Wyoming: 102 by Titus Swen vs. Air Force (9/16/22) Opponent: 132 by George Holani of Boise State (11/19/22)
Three Players Same Team with 100-yards Rushing	Wyoming: 151 Alvester Alexander, 122 Robert Herron and 119 Austyn Carta-Samuels vs. New Mexico (11/6/10) Opponent: NA
Two Players Same Team with 100-yards Rushing	Wyoming: 160 by Titus Swen and 120 yards by D.Q. James vs. Utah State (10/22/22) Opponent: 125 Cooper Marquez, 109 Bryan Bradford, Kent State (12/21/21)
500 Yards Passing	Wyoming: N/A Opponent: 542 Ryan Fien, Idaho (8/31/96)
400 Yards Passing	Wyoming: 498 Brett Smith vs. Hawai'i (11/23/13) Opponent: 460, Davis Brin, Tulsa (9/3/22)
300 Yards Passing	Wyoming: 321 Levi Williams, at Colorado State (11/5/20) Opponent: 314 by Chevan Cordeiro JSU (10/1/22)
200 Yards Receiving	Wyoming: 219 Chris McNeill vs. Idaho in overtime (9/22/12) Opponent: 226 Jimmy Young, TCU (10/25/08)
100 Yards Receiving	Wyoming: 125, Isaiah Neyor vs Utah State (11/20/21) Opponent: 168 Colorado State (11/12/22)
Three Players Same Team with 100-yards Receiving	Wyoming: N/A Opponent: Tulsa - Keylon Stokes (169), JuanCarlos Santana (102), Malachai Jones (103) (9/3/22)
Two Players Same Team with 100-yards Receiving	Wyoming: 135 Austin Conway vs. Gardner-Webb (9/9/17) 130 C.J. Johnson vs. Gardner-Webb (9/9/17) Opponent: 109 Alonzo Moore and 105 Jordan Westerkamp of Nebraska (9/10/16)
Three or More Touchdown Passes Thrown	Wyoming: 3 by Levi Williams vs. Georgia State (12/31/19) Opponent: 4 by Jaren Hall BYU (9/24/22)
Three or More Receiving Touchdowns	Wyoming: 3 by Tanner Gentry at UNLV (11/12/16) Opponent: 4 by Chris Gant, Hawai'i (11/23/13)
Four or More Rushing Touchdowns:	Wyoming: 5 by Alvester Alexander vs. Colorado State (11/20/10) Opponent: 4 by Adam Muema, San Diego State (11/24/12)
Three Rushing Touchdowns:	Wyoming: 3 by Titus Swen, vs. Utah State (10/22/22) Opponent: 3 by Royce Freeman, Oregon, 9/16/17
Three Interceptions by One Player in the Same Game	Wyoming: 3 by Shamiel Gary vs. Weber State (9/5/09) Opponent: NA
Two Interceptions by One Player in the Same Game	Wyoming: 2 by Andrew Wingard vs. New Mexico (10/28/17) Opponent: 2 by JL Skinner of Boise State (11/19/22)
Three Fumble Recoveries by One Player in the Same Game	Wyoming: NA Opponent: 3 by Justin Luettergerodt, Brigham Young (11/12/05)

Miscellaneous Individual Last Times

Punt Return for a Touchdown	Wyoming: Austin Conway vs. UNLV, 60 yards (11/12/16) Opponent: Tory Hort, Colorado State, 72 yards (11/12/22)
Kickoff Return for a Touchdown	Wyoming: Cameron Stone vs. Utah State, 99 yards (11/20/21) Opponent: Savon Scarver, Utah State, 99 yards (10/20/18)
Interception Return for a Touchdown	Wyoming: Cameron Stone vs. New Mexico (10/8/22) Opponent: Marshaun Cameron of Colorado State, 30 yards (11/5/20)
Two Interception Returns for Touchdowns by the Same Team	Wyoming: Keyon Blankenbaker vs. Ball State, 50 yards (9/18/21) Chad Muma vs. Ball State, 45 yards (9/18/21) Opponent: Stephen Persley, New Mexico, 6 yards (10/6/01) David Crockett, New Mexico, 17 yards (10/6/01)
Fumble Return for a Touchdown	Wyoming: C.J. Coldon vs. Missouri, 30 yards (8/31/19) Opponent: K Culberson, UC Davis, 21 yards (9/17/16)
Recovered Fumble in End Zone for a Touchdown	Wyoming: Logan Wilson vs. UNLV (11/12/16) Opponent: Shea McClellin, Boise State, (9/18/10)
Fake Punt for a Touchdown	Wyoming: Brett Ralph vs. Nevada, 35 yards (9/23/00) Opponent: N/A
Blocked Punt Return for a Touchdown	Wyoming: Ryan Marquez vs. Tulsa, 9 yards (9/3/22) (Punt blocked by Marquez) Opponent: Jon Rocquemore, Utah state, 14 yards (10/30/15)
Blocked Field Goal for a Touchdown	Wyoming: N/A Opponent: Sidney Hodge, UNLV, 53 yards (11/17/12)





Team Results

	Date	Opponent		Score	Att.
	08/27/2022	at Illinois	L	6-38	37832
	09/03/2022	Tulsa	Wot2	40-37	20574
	09/10/2022	Northern Colo.	W	33-10	22863
*	09/16/2022	Air Force	W	17-14	18277
	09/24/2022	at BYU	L	24-38	60092
*	10/01/2022	San Jose St.	L	16-33	17765
*	10/08/2022	at New Mexico	W	27-14	14226
*	10/22/2022	Utah St.	W	28-14	21420
*	10/29/2022	at Hawaii	W	27-20	9346
*	11/12/2022	at Colorado St.	W	14-13	30300
*	11/19/2022	Boise St.	L	17-20	17345
*	11/25/2022	at Fresno St.	L	0-30	40214

Rushing

Player	gp	att	gain	loss	net	avg	td	lg	avg/g
Titus Swen	12	207	1094	55	1039	5.0	8	83	86.6
Dawaiian McNeely	10	63	367	11	356	5.7	1	61	35.6
D.Q. James	9	40	355	9	346	8.7	0	74	38.4
Andrew Peasley	11	70	446	116	330	4.7	2	61	30.0
Joseph Braasch	8	29	95	4	91	3.1	0	11	11.4
Jayden Clemons	4	13	59	1	58	4.5	1	14	14.5
Will Pelissier	9	6	38	0	38	6.3	0	18	4.2
Wyatt Wieland	12	6	26	7	19	3.2	2	9	1.6
Ryan Marquez	12	2	6	2	4	2.0	0	6	0.3
Clayton Stewart	12	1	0	12	-12	-12.0	0	0	-1.0
Team	12	9	0	16	-16	-1.8	0	0	-1.3
Total	12	446	2486	233	2253	5.1	14	83	187.8
Opponents	12	429	2066	272	1794	4.2	16	70	149.5

Passing

Player	gp	effic	comp-att-int	pct	yds	td	lg	avg/g
Andrew Peasley	11	104.6	126-245-8	51.4	1388	9	51	126.2
Jayden Clemons	4	74.1	12-29-3	41.4	145	1	32	36.3
Total	12	101.4	138-274-11	50.4	1533	10	51	127.8
Opponents	12	127.0	241-399-6	60.4	2637	17	68	219.8

Receiving

Player	gp	no.	yds	avg	td	lg	avg/g
Joshua Cobbs	12	35	407	11.6	2	51	33.9
Wyatt Wieland	12	21	289	13.8	1	39	24.1
Parker Christensen	11	19	169	8.9	1	29	15.4
Treyton Welch	11	17	217	12.8	4	47	19.7
Titus Swen	12	14	108	7.7	0	43	9.0
Will Pelissier	9	8	101	12.6	1	48	11.2
D.Q. James	9	5	44	8.8	0	23	4.9
Joseph Braasch	8	4	25	6.3	0	8	3.1
Colin O'Brien	8	4	83	20.8	0	46	10.4
Jackson Marcotte	11	3	11	3.7	0	7	1.0
Alex Brown	11	3	41	13.7	1	32	3.7
John Michael Gyllenborg	11	3	21	7.0	0	10	1.9
Ryan Marquez	12	1	6	6.0	0	6	0.5
Nick Miles	10	1	11	11.0	0	11	1.1
Total	12	138	1533	11.1	10	51	127.8
Opponents	12	241	2637	10.9	17	68	219.8

Game Records

Record	Overall	Home	Away	Neutral
ALL GAMES	7-5	4-2	3-3	0-0
CONFERENCE	5-3	2-2	3-1	0-0
NON-CONFERENCE	2-2	2-0	0-2	0-0

Team Statistics

	UW	OPP
First Downs	191	233
Rushing	105	104
Passing	72	112
Penalty	14	17
Rushing Yardage	2253	1794
Rushing attempts	446	429
Average per rush	5.1	4.2
Average per game	187.8	149.5
TDs Rushing	14	16
Passing Yardage	1533	2637
Comp-Att-Int	138-274-11	241-399-6
Average per pass	5.6	6.6
Average per catch	11.1	10.9
Average per game	127.8	219.8
TDs Passing	10	17
Total offense	3786	4431
Average per play	5.3	5.4
Average per game	315.5	369.3
Kick returns: #-Yards	12-258	26-584
Punt returns: #-Yards	5-20	23-279
Int returns: #-Yards	6-16	11-94
Fumbles-Lost	10-4	14-7
Penalties-Yards	53-460	64-591
Punts-Avg	68-44.3	61-44.2
Time of possession / game	29:06	30:54
3rd-down conversion	54/159	66/175
4rd-down conversion	2/7	10/18
PAT-attempts	(25-25) 100%	(34-34) 100%
2-point conversion-attempts	(1-2) 50%	(0-0) 0%

Interceptions

Player	no.	yds	avg	td	lg
Cameron Stone	2	0	0.0	0	0
Deron Harrell	1	0	0.0	0	0
Shae Suaiaunoa	1	18	18.0	0	18
Wyett Ekeler	1	-2	-2.0	0	0
Jakorey Hawkins	1	0	0.0	0	0
Total	6	16	2.7	1	38
Opponents	11	94	8.5	0	40





COWBOY STATS



Field Goals

Player	fg	pct.	01-19	20-29	30-39	40-49	50-99	lg	blk
John Hoyland	20-23	87.0	1-1	7-7	5-6	4-5	3-4	55	0
Opponents	13-25	52.0	0-0	8-11	2-3	3-9	0-2	47	1

Scoring

Player	td fg		PAT					dxp saf		pts
			kick	rush	rcv	pass				
John Hoyland	-	20-23	25-25	-	-	-	-	-	-	85
Titus Swen	8	-	-	1	-	-	-	-	-	50
Treyton Welch	4	-	-	-	-	-	-	-	-	24
Wyatt Wieland	3	-	-	-	-	-	-	-	-	18
Andrew Peasley	2	-	-	-	-	-	-	-	-	12
Joshua Cobbs	2	-	-	-	-	-	-	-	-	12
Jayden Clemons	1	-	-	-	-	-	-	-	-	6
Alex Brown	1	-	-	-	-	-	-	-	-	6
Ryan Marquez	1	-	-	-	-	-	-	-	-	6
Easton Gibbs	1	-	-	-	-	-	-	-	-	6
Parker Christensen	1	-	-	-	-	-	-	-	-	6
Dawaiian McNeely	1	-	-	-	-	-	-	-	-	6
Will Pelissier	1	-	-	-	-	-	-	-	-	6
Total	27	20-23	25-25	1	0	0	0	0	0	249
Opponents	34	13-25	34-34	0	0	0	0	0	2	281

Score by Periods

Team	1st	2nd	3rd	4th	OT	TOT
Wyoming	39	71	46	87	6	249
Opponents	61	79	69	69	3	281

Punting

Player	no.	yds	avg	lg	tb	fc	i20	50+	blk
Clayton Stewart	66	2902	44.0	67	9	21	19	17	0
Team	2	113	56.5	0	0	0	0	0	2
Total	68	3015	44.3	67	9	21	19	17	2
Opponents	61	2696	44.2	63	8	28	20	16	1

Punt Returns

Player	no.	yds	avg	td	lg
Wyatt Wieland	2	0	0.0	0	0
Caleb Cooley	2	10	5.0	0	10
Cameron Stone	1	1	1.0	0	1
Total	5	20	4.0	1	10
Opponents	23	279	12.1	1	72

Kick Returns

Player	no.	yds	avg	td	lg
Cameron Stone	7	154	22.0	0	37
Wyatt Wieland	4	94	23.5	0	29
Micah Young	1	10	10.0	0	10
Total	12	258	21.5	0	37
Opponents	26	584	22.5	0	50

All Purpose

Player	g	rush	rcv	pr	kr	ir	total	avg/g
Titus Swen	12	1039	108	0	0	0	1147	95.6
Joshua Cobbs	12	0	407	0	0	0	407	33.9
Wyatt Wieland	12	19	289	0	94	0	402	33.5
D.Q. James	9	346	44	0	0	0	390	43.3
Dawaiian McNeely	10	356	0	0	0	0	356	35.6
Andrew Peasley	11	330	0	0	0	0	330	30.0
Treyton Welch	11	0	217	0	0	0	217	19.7
Parker Christensen	11	0	169	0	0	0	169	15.4
Cameron Stone	12	0	0	1	154	0	155	12.9
Will Pelissier	9	38	101	0	0	0	139	15.4
Joseph Braasch	8	91	25	0	0	0	116	14.5
Colin O'Brien	8	0	83	0	0	0	83	10.4
Jayden Clemons	4	58	0	0	0	0	58	14.5
Alex Brown	11	0	41	0	0	0	41	3.7
John Michael Gyllenborg	11	0	21	0	0	0	21	1.9
Ryan Marquez	12	4	6	9	0	0	19	1.6
Shae Suiaunoa	12	0	0	0	0	18	18	1.5
Jackson Marcotte	11	0	11	0	0	0	11	1.0
Nick Miles	10	0	11	0	0	0	11	1.1
Micah Young	11	0	0	0	10	0	10	0.9
Caleb Cooley	3	0	0	10	0	0	10	3.3
Wyett Ekeler	12	0	0	0	0	-2	-2	-0.2
Clayton Stewart	12	-12	0	0	0	0	-12	-1.0
Total	12	2253	1533	20	258	16	4080	340.0
Opponents	12	1794	2637	279	584	94	5388	449.0

Total Offense

Player	g	plays	rush	pass	total	avg/g
Andrew Peasley	11	315	330	1388	1718	156.2
Titus Swen	12	207	1039	0	1039	86.6
Dawaiian McNeely	10	63	356	0	356	35.6
D.Q. James	9	40	346	0	346	38.4
Jayden Clemons	4	42	58	145	203	50.8
Joseph Braasch	8	29	91	0	91	11.4
Will Pelissier	9	6	38	0	38	4.2
Wyatt Wieland	12	6	19	0	19	1.6
Ryan Marquez	12	2	4	0	4	0.3
Clayton Stewart	12	1	-12	0	-12	-1.0
Total	12	720	2253	1533	3786	315.5
Opponents	12	878	1764	2637	4421	368.3





Team Statistics

	UW	OPP
Scoring	249	281
Points per game	20.8	23.4
Points Off Turnovers	34	34
First Downs	191	233
Rushing	105	104
Passing	72	112
Penalty	14	17
Rushing Yardage	2253	1794
Yards gained rushing	2486	2066
Yards lost rushing	233	272
Rushing attempts	446	429
Average per rush	5.1	4.2
Average per game	187.8	149.5
TDs Rushing	14	16
Passing Yardage	1533	2637
Comp-Att-Int	138-274-11	241-399-6
Average per pass	5.6	6.6
Average per catch	11.1	10.9
Average per game	127.8	219.8
TDs Passing	10	17
Total offense	3786	4431
Total plays	720	828
Average per play	5.3	5.4
Average per game	315.5	369.3
Kick returns: #-Yards	12-258	26-584
Punt returns: #-Yards	5-20	23-279
Int returns: #-Yards	6-16	11-94
Kick return average	21.5	22.5
Punt return average	4.0	12.1
Int return average	2.7	8.5
Fumbles-Lost	10-4	14-7
Penalties-Yards	53-460	64-591
Average per game	38.3	49.3
Punts-Yards	68-3015	61-2696
Average per punt	44.3	44.2
Net punt average	36.0	41.4
Kickoffs-Yards	58-3656	56-3555
Average per kick	63.0	63.5
Net kick average	39.4	39.3
Time of possession / game	29:06	30:54
3rd-down conversion	54/159	66/175
3rd-down pct	34%	38%
4rd-down conversion	2/7	10/18





COWBOY STATS



	UW	OPP
4rd-down pct	29%	56%
Sacks by-Yards	34-202	15-115
Misc Yards	0	0
Touchdowns scored	27	34
Field goals - attempts	20-23	13-25
On-Side kicks	0-0	0-1
Red-zone scores	(25-28) 89%	(38-45) 84%
Red-zone touchdowns	(13-28) 46%	(26-45) 58%
PAT-attempts	(25-25) 100%	(34-34) 100%
2-point conversion-attempts	(1-2) 50%	(0-0) 0%
Attendance	118244	192010
Games / Avg per game	6/19707	6/32002
Neutral site games	-	0/0

Score by Periods

Team	1st	2nd	3rd	4th	OT	TOT
Wyoming	39	71	46	87	6	249
Opponents	61	79	69	69	3	281



Rushing

Player	gp	att	gain	loss	net	avg	td	lg	avg/g
Titus Swen	12	207	1094	55	1039	5.0	8	83	86.6
Dawaiian McNeely	10	63	367	11	356	5.7	1	61	35.6
D.Q. James	9	40	355	9	346	8.7	0	74	38.4
Andrew Peasley	11	70	446	116	330	4.7	2	61	30.0
Joseph Braasch	8	29	95	4	91	3.1	0	11	11.4
Jayden Clemons	4	13	59	1	58	4.5	1	14	14.5
Will Pelissier	9	6	38	0	38	6.3	0	18	4.2
Wyatt Wieland	12	6	26	7	19	3.2	2	9	1.6
Ryan Marquez	12	2	6	2	4	2.0	0	6	0.3
Clayton Stewart	12	1	0	12	-12	-12.0	0	0	-1.0
Team	12	9	0	16	-16	-1.8	0	0	-1.3
Total	12	446	2486	233	2253	5.1	14	83	187.8
Opponents	12	429	2066	272	1794	4.2	16	70	149.5

Passing

Player	gp	effic	comp-att-int	pct	yds	td	lg	avg/g
Andrew Peasley	11	104.6	126-245-8	51.4	1388	9	51	126.2
Jayden Clemons	4	74.1	12-29-3	41.4	145	1	32	36.3
Total	12	101.4	138-274-11	50.4	1533	10	51	127.8
Opponents	12	127.0	241-399-6	60.4	2637	17	68	219.8

Receiving

Player	gp	no.	yds	avg	td	lg	avg/g
Joshua Cobbs	12	35	407	11.6	2	51	33.9
Wyatt Wieland	12	21	289	13.8	1	39	24.1
Parker Christensen	11	19	169	8.9	1	29	15.4
Treyton Welch	11	17	217	12.8	4	47	19.7
Titus Swen	12	14	108	7.7	0	43	9.0
Will Pelissier	9	8	101	12.6	1	48	11.2
D.Q. James	9	5	44	8.8	0	23	4.9
Joseph Braasch	8	4	25	6.3	0	8	3.1
Colin O'Brien	8	4	83	20.8	0	46	10.4
Jackson Marcotte	11	3	11	3.7	0	7	1.0
Alex Brown	11	3	41	13.7	1	32	3.7
John Michael Gyllenborg	11	3	21	7.0	0	10	1.9
Ryan Marquez	12	1	6	6.0	0	6	0.5
Nick Miles	10	1	11	11.0	0	11	1.1
Total	12	138	1533	11.1	10	51	127.8
Opponents	12	241	2637	10.9	17	68	219.8

Punt Returns

Player	no.	yds	avg	td	lg
Caleb Cooley	2	10	5.0	0	10
Ryan Marquez	0	9	0.0	1	9
Wyatt Wieland	2	0	0.0	0	0
Cameron Stone	1	1	1.0	0	1
Total	5	20	4.0	1	10
Opponents	23	279	12.1	1	72

Interceptions

Player	no.	yds	avg	td	lg
Cameron Stone	2	0	0.0	0	0
Deron Harrell	1	0	0.0	0	0
Shae Suaunono	1	18	18.0	0	18
Wyett Ekeler	1	-2	-2.0	0	0
Jakorey Hawkins	1	0	0.0	0	0
Total	6	16	2.7	1	38
Opponents	11	94	8.5	0	40

Kick Returns

Player	no.	yds	avg	td	lg
Cameron Stone	7	154	22.0	0	37
Wyatt Wieland	4	94	23.5	0	29
Micah Young	1	10	10.0	0	10
Total	12	258	21.5	0	37
Opponents	26	584	22.5	0	50

Fumble Returns

Player	no.	yds	avg	td	lg
DeVonne Harris	1	44	44.0	0	44
Deron Harrell	1	11	11.0	0	11
Easton Gibbs	1	0	0.0	1	0
Miles Williams	1	0	0.0	0	0
Keonte Glington	1	0	0.0	0	0
Wyett Ekeler	1	0	0.0	0	0
Carson York	1	0	0.0	0	0
Total	7	55	7.9	1	44
Opponents	4	0	0.0	0	0





Scoring

			PAT						
Player	td	fg	kick	rush	rcv	pass	dxp	saf	pts
John Hoyland	-	20-23	25-25	-	-	-	-	-	85
Titus Swen	8	-	-	1	-	-	-	-	50
Treyton Welch	4	-	-	-	-	-	-	-	24
Wyatt Wieland	3	-	-	-	-	-	-	-	18
Andrew Peasley	2	-	-	-	-	-	-	-	12
Joshua Cobbs	2	-	-	-	-	-	-	-	12
Jayden Clemons	1	-	-	-	-	-	-	-	6
Alex Brown	1	-	-	-	-	-	-	-	6
Ryan Marquez	1	-	-	-	-	-	-	-	6
Easton Gibbs	1	-	-	-	-	-	-	-	6
Parker Christensen	1	-	-	-	-	-	-	-	6
Dawaiian McNeely	1	-	-	-	-	-	-	-	6
Will Pelissier	1	-	-	-	-	-	-	-	6
Total	27	20-23	25-25	1	0	0	0	0	249
Opponents	34	13-25	34-34	0	0	0	0	2	281

Field Goals

Player	fg	pct.	01-19	20-29	30-39	40-49	50-99	lg	blk
John Hoyland	20-23	87.0	1-1	7-7	5-6	4-5	3-4	55	0
Opponents	13-25	52.0	0-0	8-11	2-3	3-9	0-2	47	1

FG Sequence

Team Name	Wyoming	Opponents
Illinois	(22),(46)	42,(27),51
Tulsa	(25),(55),44,(25),(30)	(32),(27),49,(25),43
Northern Colo.	(23),(41),(39),(35)	(32)
Air Force	(20)	53
BYU	(28)	(25)
San Jose St.	(42)	26,(40),29
New Mexico	(27),(19)	45,22
Utah St.	(43),55,(51)	
Hawaii	(34),(38)	36,(29),(20)
Colorado St.	37	(40),(23),40
Boise St.	(53)	41,(22),(47)

Numbers in (parentheses) indicate field goal was made

Total Offense

Player	g	plays	rush	pass	total	avg/g
Andrew Peasley	11	315	330	1388	1718	156.2
Titus Swen	12	207	1039	0	1039	86.6
Dawaiian McNeely	10	63	356	0	356	35.6
D.Q. James	9	40	346	0	346	38.4
Jayden Clemons	4	42	58	145	203	50.8
Joseph Braasch	8	29	91	0	91	11.4
Will Pelissier	9	6	38	0	38	4.2
Wyatt Wieland	12	6	19	0	19	1.6
Ryan Marquez	12	2	4	0	4	0.3
Clayton Stewart	12	1	-12	0	-12	-1.0
Team	12	0	-16	0	-16	-1.3
Total	12	720	2253	1533	3786	315.5
Opponents	12	828	1794	2637	4431	369.3

Punting

Player	no.	yds	avg	lg	tb	fc	i20	50+	blk
Clayton Stewart	66	2902	44.0	67	9	21	19	17	0
Team	2	113	56.5	0	0	0	0	0	2
Total	68	3015	44.3	67	9	21	19	17	2
Opponents	61	2696	44.2	63	8	28	20	16	1

Kickoffs

Player	no.	yds	avg	tb	ob	retn	net	ydIn
John Hoyland	58	3656	63.0	27	2			
Total	58	3656	63.0	27	2	25	39.4	25
Opponents	56	3555	63.5	38	3	12	39.3	25





All Purpose

Player	g	rush	rcv	pr	kr	ir	total	avg/g
Titus Swen	12	1039	108	0	0	0	1147	95.6
Joshua Cobbs	12	0	407	0	0	0	407	33.9
Wyatt Wieland	12	19	289	0	94	0	402	33.5
D.Q. James	9	346	44	0	0	0	390	43.3
Dawaiian McNeely	10	356	0	0	0	0	356	35.6
Andrew Peasley	11	330	0	0	0	0	330	30.0
Treyton Welch	11	0	217	0	0	0	217	19.7
Parker Christensen	11	0	169	0	0	0	169	15.4
Cameron Stone	12	0	0	1	154	0	155	12.9
Will Pelissier	9	38	101	0	0	0	139	15.4
Joseph Braasch	8	91	25	0	0	0	116	14.5
Colin O'Brien	8	0	83	0	0	0	83	10.4
Jayden Clemons	4	58	0	0	0	0	58	14.5
Alex Brown	11	0	41	0	0	0	41	3.7
John Michael Gyllenborg	11	0	21	0	0	0	21	1.9
Ryan Marquez	12	4	6	9	0	0	19	1.6
Shae Suiaunoa	12	0	0	0	0	18	18	1.5
Jackson Marcotte	11	0	11	0	0	0	11	1.0
Nick Miles	10	0	11	0	0	0	11	1.1
Micah Young	11	0	0	0	10	0	10	0.9
Caleb Cooley	3	0	0	10	0	0	10	3.3
Wyett Ekeler	12	0	0	0	0	-2	-2	-0.2
Clayton Stewart	12	-12	0	0	0	0	-12	-1.0
Team	12	-16	0	0	0	0	-16	-1.3
Total	12	2253	1533	20	258	16	4080	340.0
Opponents	12	1794	2637	279	584	94	5388	449.0





Team Defense

			Tackles				Sacks	Pass defense			Fumbles	blkd		
##	Player	gp	ua	a	tot	tfl/yds	no-yds	int-yds	brup	qbh	fr-yds	ff	kick	saf
28	Easton Gibbs	12	58	53	111	8-24	2-3	.	1	4	1-0	.	.	.
43	Shae Suaunoa	12	39	28	67	4.5-23	2.5-18	1-18	1	6
31	Wyett Ekeler	12	42	22	64	1-1	.	1--2	5	4	1-0	1	.	.
42	Isaac White	12	42	19	61	3-7	0.5-3	.	2	1
93	DeVonne Harris	12	27	23	50	13-54	8-40	.	1	6	1-44	.	.	.
96	Jordan Bertagnole	10	24	25	49	7.5-59	5.5-57	.	.	3	.	2	.	.
44	Oluwaseyi Omotosho	11	27	19	46	7.5-43	6.5-42	.	.	10	.	1	.	.
86	Braden Siders	12	29	9	38	10.5-35	5-16	.	1	7
90	Gavin Meyer	12	18	18	36	5-27	4-23	.	.	1	.	1	1	.
4	Cameron Stone	12	23	12	35	1-3	.	2-0	10	1	.	1	.	.
94	Cole Godbout	6	17	15	32	4.5-7	.	.	1	11
23	Wrook Brown	12	19	12	31	0.5-1	.	.	2
7	Jakorey Hawkins	11	21	7	28	.	.	1-0	8
2	Keonte Ginton	6	19	7	26	.	.	.	4	.	1-0	.	.	.
25	Cole DeMarzo	12	7	15	22	0.5-1
14	Miles Williams	12	13	5	18	.	.	.	2	.	1-0	1	.	.
5	Deron Harrell	11	11	6	17	.	.	1-0	2	.	1-11	.	.	.
95	Caleb Robinson	12	7	7	14
45	Read Sunn	12	3	5	8	0.5-0
36	Caleb Driskill	12	4	2	6	1	.	.
20	Ryan Marquez	12	5	1	6	1	.
11	Wyatt Wieland	12	4	.	4
29	Matt Posas	11	3	1	4
22	Joseph Braasch	8	2	1	3
80	Parker Christensen	11	3	.	3
33	Connor Shay	11	.	3	3
84	John Michael Gyllenborg	11	1	2	3
83	Will Pelissier	9	2	.	2
32	Sam Scott	11	1	1	2
76	Emmanuel Pregnon	10	2	.	2
58	Micah Young	11	2	.	2
8	Joshua Cobbs	12	2	.	2
6	Kolbey Taylor	8	2	.	2
8	Buck Coors	3	1	1	2
39	Clayton Stewart	12	1	.	1
22	Jovan Marsh	2	1	.	1
63	Ben Florentine	2	1	.	1
91	Jaden Williams	2	.	1	1	1
72	Caden Barnett	11	1	.	1
46	John Hoyland	12	1	.	1
52	Carson York	12	1-0	.	.	.





COWBOY STATS



Date	Opponent	Rushing				Receiving				Passing				Kick Returns				Punt Returns				tot off
		no.	yds	td	lg	no.	yds	td	lg	cmp-att-int	yds	td	lg	no.	yds	td	lg	no.	yds	td	lg	
08/27/2022	at Illinois	31	182	0	37	5	30	0	9	5-20-1	30	0	9	2	40	0	21	1	10	0	10	212
09/03/2022	Tulsa	37	143	0	18	20	256	2	51	20-30-0	256	2	51	1	30	0	30	0	9	1	9	399
09/10/2022	Northern Colo.	47	149	3	22	19	144	0	26	19-30-0	144	0	26	1	20	0	20	0	0	0	0	293
09/16/2022	Air Force	35	180	1	23	18	162	1	29	18-23-1	162	1	29	0	0	0	0	1	0	0	0	342
09/24/2022	at BYU	34	124	1	19	14	154	2	31	14-27-0	154	2	31	2	66	0	37	1	0	0	0	278
10/01/2022	San Jose St.	31	143	0	61	8	110	2	38	8-22-1	110	2	38	2	32	0	22	0	0	0	0	253
10/08/2022	at New Mexico	39	130	0	26	10	174	2	47	10-21-0	174	2	47	2	33	0	17	0	0	0	0	304
10/22/2022	Utah St.	50	330	3	30	13	199	0	46	13-26-0	199	0	46	1	14	0	14	1	0	0	0	529
10/29/2022	at Hawaii	44	365	3	74	7	76	0	25	7-15-2	76	0	25	0	0	0	0	0	0	0	0	441
11/12/2022	at Colorado St.	37	142	1	14	9	94	1	32	9-15-1	94	1	32	0	0	0	0	1	1	0	1	236
11/19/2022	Boise St.	32	278	2	83	3	30	0	17	3-16-3	30	0	17	1	23	0	23	0	0	0	0	308
11/25/2022	at Fresno St.	29	87	0	16	12	104	0	17	12-29-2	104	0	17	0	0	0	0	0	0	0	0	191
Wyoming		446	2253	14	83	138	1533	10	51	138-274-11	1533	10	51	12	258	0	37	5	20	1	10	3786
Opponents		429	1794	16	70	241	2637	17	68	241-399-6	2637	17	68	26	584	0	50	23	279	1	72	4431

Wyoming Averages

Games	Avg/ rush	Avg/ catch	Pass effc	KR avg	PR avg	All purpose avg/game	Total offense avg/game
12	5.1	11.1	101.4	21.5	4.0	340.0	315.5

Date	Opponent	ua	Tackles			Sacks no-yds	Fumble		Pass Defense			blkd kick	PAT attempts			off		
			a total	tfl-yds			ff	fr-yds	int-yds	qbh	brup		kick	rush	rcv	saf	t/o	pts
08/27/2022	at Illinois	51	30	81	4.0-7	0-0	0	0-0	0-0	2	1	0	0-0	0	0	0	0	6
09/03/2022	Tulsa	42	26	68	4.0-35	4-35	2	2-0	0-0	0	8	1	4-4	0	0	0	0	40
09/10/2022	Northern Colo.	42	8	50	6.0-52	5-39	2	1-0	2-18	11	2	0	3-3	0	0	0	10	33
09/16/2022	Air Force	33	24	57	5.0-10	1-2	0	0-0	0-0	8	1	0	2-2	0	0	0	0	17
09/24/2022	at BYU	39	22	61	6.0-17	1-7	0	0-0	0-0	2	2	0	3-3	0	0	0	0	24
10/01/2022	San Jose St.	50	16	66	3.0-25	2-21	1	0-0	0-0	10	3	0	1-1	0	0	0	0	16
10/08/2022	at New Mexico	46	28	74	8.0-28	6-23	1	1-0	2-0	2	4	1	3-3	0	0	0	10	27
10/22/2022	Utah St.	39	24	63	11.0-33	6-23	0	0-0	1--2	2	3	0	2-2	1	0	0	0	28
10/29/2022	at Hawaii	47	16	63	6.0-21	1-6	0	0-0	0-0	0	6	0	3-3	0	0	0	0	27
11/12/2022	at Colorado St.	20	60	80	6.0-28	5-27	0	1-0	1-0	4	4	0	2-2	0	0	0	7	14
11/19/2022	Boise St.	47	34	81	3.0-7	0-0	2	2-55	0-0	9	5	0	2-2	0	0	0	7	17
11/25/2022	at Fresno St.	31	32	63	5.0-22	3-19	0	0-0	0-0	6	1	0	0-0	0	0	0	0	0
Wyoming		487	320	807	67.0-285	34-202	8	7-55	6-16	56	40	2	25-25	1	0	0	34	249
Opponents		376	336	712	52.0-223	15-115	7	4-0	11-94	29	42	2	34-34	0	0	2	34	281

Date	Opponent	Punting										Field Goals			Kickoffs			
		no.	yds	avg	long	blkd	tb	fc	50+	i20		md-att	long	blkd	no.	yds	avg	tb ob
08/27/2022	at Illinois	7	251	35.9	59	0	0	2	1	0		2-2	46	0	3	178	59.3	1 0
09/03/2022	Tulsa	5	239	47.8	61	0	0	0	3	2		4-5	55	0	7	455	65.0	6 0
09/10/2022	Northern Colo.	4	194	48.5	50	0	2	0	2	0		4-4	41	0	8	509	63.6	2 0
09/16/2022	Air Force	4	206	51.5	66	0	1	1	2	1		1-1	20	0	4	260	65.0	4 0
09/24/2022	at BYU	6	267	44.5	53	0	0	2	2	2		1-1	28	0	5	322	64.4	3 0
10/01/2022	San Jose St.	6	311	51.8	67	0	2	1	3	3		1-1	42	0	5	332	66.4	2 0
10/08/2022	at New Mexico	7	307	43.9	53	0	2	1	1	2		2-2	27	0	6	387	64.5	3 0
10/22/2022	Utah St.	5	197	39.4	44	0	1	4	0	2		2-3	51	0	5	320	64.0	3 0
10/29/2022	at Hawaii	4	166	41.5	47	0	0	1	0	1		2-2	38	0	6	366	61.0	2 0
11/12/2022	at Colorado St.	5	233	46.6	54	0	0	2	2	2		0-1	0	0	3	185	61.7	1 1
11/19/2022	Boise St.	6	258	43.0	50	0	0	4	1	1		1-1	53	0	4	254	63.5	0 1
11/25/2022	at Fresno St.	9	386	42.9	49	2	1	3	0	3		0-0	0	0	2	88	44.0	0 0
Wyoming		68	3015	44.3	67	2	9	21	17	19		20-23	55	0	58	3656	63.0	27 2

Date	Opponent	Punting										Field Goals			Kickoffs				
		no.	yds	avg	long	blkd	tb	fc	50+	i20	md-att	long	blkd	no.	yds	avg	tb	ob	
Opponents		61	2696	44.2	63	1	8	28	16	20	13-25	47	1	56	3555	63.5	38	3	





COWBOY STATS



Date	Opponent	Rushing				Receiving				Passing				Kick Returns				Punt Returns				tot off
		no.	yds	td	lg	no.	yds	td	lg	cmp-att-int	yds	td	lg	no.	yds	td	lg	no.	yds	td	lg	
08/27/2022	at Illinois	41	258	3	38	30	217	2	27	30-40-0	217	2	27	2	53	0	43	4	30	0	14	475
09/03/2022	Tulsa	32	61	1	9	30	460	3	54	30-52-0	460	3	54	1	21	0	21	1	14	0	14	521
09/10/2022	Northern Colo.	24	15	0	9	16	132	1	29	16-36-2	132	1	29	6	86	0	30	2	20	0	16	147
09/16/2022	Air Force	40	171	0	35	7	101	2	41	7-14-0	101	2	41	0	0	0	0	0	0	0	0	272
09/24/2022	at BYU	30	188	1	70	26	337	4	68	26-33-0	337	4	68	1	19	0	19	3	30	0	17	525
10/01/2022	San Jose St.	39	142	3	18	21	314	1	52	21-37-0	314	1	52	2	49	0	27	1	5	0	5	456
10/08/2022	at New Mexico	48	197	2	18	12	122	0	31	12-23-2	122	0	31	3	71	0	30	3	45	0	36	319
10/22/2022	Utah St.	36	113	2	31	17	104	0	16	17-26-1	104	0	16	2	57	0	36	0	0	0	0	217
10/29/2022	at Hawaii	29	145	0	20	23	205	2	23	23-46-0	205	2	23	4	78	0	27	3	17	0	16	350
11/12/2022	at Colorado St.	33	121	0	20	18	251	0	48	18-26-1	251	0	48	1	10	0	10	3	92	1	72	372
11/19/2022	Boise St.	43	269	1	23	20	211	1	38	20-34-0	211	1	38	3	90	0	34	2	16	0	11	480
11/25/2022	at Fresno St.	34	114	3	18	21	183	1	21	21-32-0	183	1	21	1	50	0	50	1	10	0	10	297
Opponents		429	1794	16	70	241	2637	17	68	241-399-6	2637	17	68	26	584	0	50	23	279	1	72	4431
Wyoming		446	2253	14	83	138	1533	10	51	138-274-11	1533	10	51	12	258	0	37	5	20	1	10	3786

Opponents Averages

Games	Avg/ rush	Avg/ catch	Pass effc	KR avg	PR avg	All purpose avg/game	Total offense avg/game
12	4.2	10.9	127.0	22.5	12.1	449.0	369.3

Date	Opponent	Tackles				Sacks		Fumble		Pass Defense				blkd	PAT attempts			off		
		ua	a total	tfl-yds	no-yds	ff	fr-yds	int-yds	qbh	brup	kick	kick	rush	rcv	saf	t/o	pts			
08/27/2022	at Illinois	24	28	52	1.0-1	0-0	1	2-0	1-40	0	6	0	5-5	0	0	0	3	38		
09/03/2022	Tulsa	40	22	62	3.0-4	0-0	1	1-0	0-0	0	3	0	4-4	0	0	0	0	37		
09/10/2022	Northern Colo.	45	28	73	6.0-31	2-14	2	0-0	0-0	3	4	0	1-1	0	0	0	0	10		
09/16/2022	Air Force	36	20	56	4.0-10	0-0	0	0-0	1-15	2	2	0	2-2	0	0	0	0	14		
09/24/2022	at BYU	32	26	58	7.0-41	2-24	0	0-0	0-0	2	4	0	5-5	0	0	0	0	38		
10/01/2022	San Jose St.	25	26	51	5.0-24	2-19	0	0-0	1-0	7	1	0	4-4	0	0	1	7	33		
10/08/2022	at New Mexico	29	34	63	5.0-25	1-5	2	0-0	0-0	4	4	0	2-2	0	0	0	0	14		
10/22/2022	Utah St.	50	22	72	4.0-10	2-8	0	1-0	0-0	1	5	0	2-2	0	0	0	7	14		
10/29/2022	at Hawaii	32	24	56	6.0-29	3-23	1	0-0	2-30	1	1	0	2-2	0	0	0	3	20		
11/12/2022	at Colorado St.	13	62	75	4.0-21	2-13	0	0-0	1-0	3	4	0	1-1	0	0	0	0	13		
11/19/2022	Boise St.	22	24	46	3.0-6	0-0	0	0-0	3-3	2	4	0	2-2	0	0	0	7	20		
11/25/2022	at Fresno St.	28	20	48	4.0-21	1-9	0	0-0	2-6	4	4	2	4-4	0	0	1	7	30		
Opponents		376	336	712	52.0-223	15-115	7	4-0	11-94	29	42	2	34-34	0	0	2	34	281		
Wyoming		487	320	807	67.0-285	34-202	8	7-55	6-16	56	40	2	25-25	1	0	0	34	249		

Date	Opponent	Punting										Field Goals			Kickoffs			
		no.	yds	avg	long	blkd	tb	fc	50+	i20	md-att	long	blkd	no.	yds	avg	tb	ob
08/27/2022	at Illinois	4	185	46.3	51	0	0	3	1	2	1-3	27	0	7	456	65.1	5	0
09/03/2022	Tulsa	4	153	38.3	57	1	0	0	2	1	3-5	32	0	7	457	65.3	5	1
09/10/2022	Northern Colo.	6	245	40.8	52	0	1	5	1	0	1-1	32	0	3	195	65.0	2	0
09/16/2022	Air Force	5	214	42.8	53	0	1	2	1	3	0-1	0	0	3	195	65.0	3	0
09/24/2022	at BYU	4	187	46.8	59	0	0	1	1	2	1-1	25	0	7	445	63.6	4	1
10/01/2022	San Jose St.	5	206	41.2	54	0	1	1	1	1	1-3	40	0	6	338	56.3	2	1
10/08/2022	at New Mexico	7	298	42.6	49	0	0	6	0	2	0-2	0	1	3	186	62.0	1	0
10/22/2022	Utah St.	7	360	51.4	59	0	3	3	5	2	0-0	0	0	3	195	65.0	2	0
10/29/2022	at Hawaii	5	227	45.4	63	0	1	2	1	2	2-3	29	0	4	260	65.0	4	0
11/12/2022	at Colorado St.	3	142	47.3	54	0	0	0	1	1	2-3	40	0	4	260	65.0	4	0
11/19/2022	Boise St.	4	174	43.5	48	0	1	2	0	2	2-3	47	0	4	259	64.8	3	0
11/25/2022	at Fresno St.	7	305	43.6	54	0	0	3	2	2	0-0	0	0	5	309	61.8	3	0
Opponents		61	2696	44.2	63	1	8	28	16	20	13-25	47	1	56	3555	63.5	38	3





COWBOY STATS



Opponent	Score	First Downs				Rushing Number-Yards	Passing		Yards	Total Offense Plays-Yards	Return Yards	Turn- Overs
		Total	Rush	Pass	Pen		Comp-Att.-Int					
Illinois	6-38	10 / 26	9 / 13	0 / 11	1 / 2	31-182 / 41-258	5-20-1 / 30-40-0		30 / 217	51-212 / 81-475	50 / 123	3 / 0
Tulsa	40-37	17 / 25	7 / 7	10 / 15	0 / 3	37-143 / 32-61	20-30-0 / 30-52-0		256 / 460	67-399 / 84-521	39 / 35	1 / 2
Northern Colo.	33-10	18 / 9	9 / 2	8 / 5	1 / 2	47-149 / 24-15	19-30-0 / 16-36-2		144 / 132	77-293 / 60-147	38 / 106	0 / 3
Air Force	17-14	18 / 14	9 / 9	9 / 5	0 / 0	35-180 / 40-171	18-23-1 / 7-14-0		162 / 101	58-342 / 54-272	0 / 15	1 / 0
BYU	24-38	22 / 19	7 / 7	9 / 11	6 / 1	34-124 / 30-188	14-27-0 / 26-33-0		154 / 337	61-278 / 63-525	66 / 49	0 / 0
San Jose St.	16-33	10 / 25	4 / 7	6 / 14	0 / 4	31-143 / 39-142	8-22-1 / 21-37-0		110 / 314	53-253 / 76-456	32 / 54	1 / 0
New Mexico	27-14	14 / 19	6 / 12	6 / 7	2 / 0	39-130 / 48-197	10-21-0 / 12-23-2		174 / 122	60-304 / 71-319	33 / 116	0 / 3
Utah St.	28-14	28 / 13	19 / 7	9 / 6	0 / 0	50-330 / 36-113	13-26-0 / 17-26-1		199 / 104	76-529 / 62-217	12 / 57	1 / 1
Hawaii	27-20	19 / 22	15 / 10	3 / 10	1 / 2	44-365 / 29-145	7-15-2 / 23-46-0		76 / 205	59-441 / 75-350	0 / 125	2 / 0
Colorado St.	14-13	12 / 18	9 / 7	3 / 10	0 / 1	37-142 / 33-121	9-15-1 / 18-26-1		94 / 251	52-236 / 59-372	1 / 102	1 / 2
Boise St.	17-20	11 / 25	8 / 15	3 / 10	0 / 0	32-278 / 43-269	3-16-3 / 20-34-0		30 / 211	48-308 / 77-480	78 / 109	3 / 2
Fresno St.	0-30	12 / 18	3 / 8	6 / 8	3 / 2	29-87 / 34-114	12-29-2 / 21-32-0		104 / 183	58-191 / 66-297	0 / 66	2 / 0
Totals	249-281	191 / 233	105 / 104	72 / 112	14 / 17	446-2253 / 429-1794	138-274-11 / 241-399-6		1533 / 2637	720-3786 / 828-4431	349 / 957	15 / 13

Opponents	3rd Down Conversion	4th Down Conversion	Time of Possession	TOP Margin	Avg Yds/Rush	Avg Yds/Pass	Avg Yds/Play	Punting Number-Avg	Penalties Number-Yards	Sacks
Illinois	1-12 / 7-16	0-1 / 1-2	23:24 / 36:36	-13:12	5.9 / 6.3	1.5 / 5.4	4.2 / 5.9	7-35.9 / 4-46.3	4-39.0 / 8-95.0	0 / 0
Tulsa	5-15 / 9-19	0-0 / 0-0	29:15 / 30:45	-01:30	3.9 / 1.9	8.5 / 8.8	6.0 / 6.2	5-47.8 / 4-38.3	6-56.0 / 7-65.0	4 / 0
Northern Colo.	8-18 / 4-16	1-2 / 1-3	36:21 / 23:39	12:42	3.2 / 0.6	4.8 / 3.7	3.8 / 2.5	4-48.5 / 6-40.8	7-57.0 / 7-52.0	5 / 2
Air Force	6-11 / 6-13	0-0 / 1-1	30:34 / 29:26	01:08	5.1 / 4.3	7.0 / 7.2	5.9 / 5.0	4-51.5 / 5-42.8	3-20.0 / 0-0.0	1 / 0
BYU	3-11 / 7-13	0-1 / 0-1	29:37 / 30:23	-00:46	3.6 / 6.3	5.7 / 10.2	4.6 / 8.3	6-44.5 / 4-46.8	2-20.0 / 11-109.0	1 / 2
San Jose St.	5-14 / 6-15	1-2 / 1-1	23:08 / 36:52	-13:44	4.6 / 3.6	5.0 / 8.5	4.8 / 6.0	6-51.8 / 5-41.2	5-53.0 / 5-40.0	2 / 2
New Mexico	6-16 / 2-13	0-0 / 1-1	28:49 / 31:11	-02:22	3.3 / 4.1	8.3 / 5.3	5.1 / 4.5	7-43.9 / 7-42.6	2-15.0 / 8-70.0	6 / 1
Utah St.	7-14 / 5-15	0-0 / 1-2	35:09 / 24:51	10:18	6.6 / 3.1	7.7 / 4.0	7.0 / 3.5	5-39.4 / 7-51.4	5-25.0 / 1-10.0	6 / 2
Hawaii	4-11 / 6-17	0-0 / 2-3	33:08 / 26:52	06:16	8.3 / 5.0	5.1 / 4.5	7.5 / 4.7	4-41.5 / 5-45.4	6-60.0 / 2-20.0	1 / 3
Colorado St.	5-13 / 6-13	0-0 / 1-1	29:19 / 30:41	-01:22	3.8 / 3.7	6.3 / 9.7	4.5 / 6.3	5-46.6 / 3-47.3	5-40.0 / 3-35.0	5 / 2
Boise St.	1-10 / 4-13	0-0 / 1-2	23:31 / 36:29	-12:58	8.7 / 6.3	1.9 / 6.2	6.4 / 6.2	6-43.0 / 4-43.5	1-5.0 / 3-20.0	0 / 0
Fresno St.	3-14 / 4-12	0-1 / 0-1	26:55 / 33:05	-06:10	3.0 / 3.4	3.6 / 5.7	3.3 / 4.5	9-42.9 / 7-43.6	7-70.0 / 9-75.0	3 / 1
Totals	54-159 / 66-175	2-7 / 10-18	349:10 / 370:50	-21:40	5.1 / 4.2	5.6 / 6.6	5.3 / 5.4	68-44.3 / 61-44.2	53-460.0 / 64-591.0	34 / 15

Note: Game totals are displayed in the format TEAM/OPPONENT for each category





COWBOY STATS



3rd-Down Conversions

Date	Opponent		Score	Overall	1st Qtr	2nd Qtr	3rd Qtr	4th Qtr	Overtime
08/27/2022	at Illinois	L	6-38	1-12 8.3	0-3 0.0	0-3 0.0	0-3 0.0	1-3 33.3	0-1 0.0
09/03/2022	Tulsa	Wot2	40-37	5-15 33.3	1-2 50.0	1-3 33.3	0-3 0.0	3-5 60.0	0-0 0.0
09/10/2022	Northern Colo.	W	33-10	8-18 44.4	2-4 50.0	3-7 42.9	1-3 33.3	2-4 50.0	0-0 0.0
09/16/2022	Air Force	W	17-14	6-11 54.5	2-3 66.7	0-2 0.0	0-1 0.0	4-5 80.0	0-0 0.0
09/24/2022	at BYU	L	24-38	3-11 27.3	1-3 33.3	2-3 66.7	0-2 0.0	0-3 0.0	0-0 0.0
10/01/2022	San Jose St.	L	16-33	5-14 35.7	2-4 50.0	2-3 66.7	1-4 25.0	0-3 0.0	0-0 0.0
10/08/2022	at New Mexico	W	27-14	6-16 37.5	0-2 0.0	2-4 50.0	2-5 40.0	2-5 40.0	0-0 0.0
10/22/2022	Utah St.	W	28-14	7-14 50.0	3-5 60.0	3-5 60.0	0-2 0.0	1-2 50.0	0-0 0.0
10/29/2022	at Hawaii	W	27-20	4-11 36.4	1-3 33.3	0-3 0.0	0-2 0.0	3-3 100.0	0-0 0.0
11/12/2022	at Colorado St.	W	14-13	5-13 38.5	0-3 0.0	4-6 66.7	1-2 50.0	0-2 0.0	0-0 0.0
11/19/2022	Boise St.	L	17-20	1-10 10.0	1-2 50.0	0-3 0.0	0-2 0.0	0-3 0.0	0-0 0.0
11/25/2022	at Fresno St.	L	0-30	3-14 21.4	1-4 25.0	0-3 0.0	0-4 0.0	2-3 66.7	0-0 0.0
Wyoming				54-159 34.0	14-38 36.8	17-45 37.8	5-33 15.2	18-41 43.9	0-1 0.0
Opponents				66-175 37.7	19-43 44.2	18-51 35.3	17-38 44.7	12-41 29.3	0-1 0.0

4th-Down Conversions

Date	Opponent		Score	Overall	1st Qtr	2nd Qtr	3rd Qtr	4th Qtr	Overtime
08/27/2022	at Illinois	L	6-38	0-1 0.0	0-0 0.0	0-0 0.0	0-1 0.0	0-0 0.0	0-0 0.0
09/03/2022	Tulsa	Wot2	40-37	0-0 0.0	0-0 0.0	0-0 0.0	0-0 0.0	0-0 0.0	0-0 0.0
09/10/2022	Northern Colo.	W	33-10	1-2 50.0	1-1 100.0	0-0 0.0	0-1 0.0	0-0 0.0	0-0 0.0
09/16/2022	Air Force	W	17-14	0-0 0.0	0-0 0.0	0-0 0.0	0-0 0.0	0-0 0.0	0-0 0.0
09/24/2022	at BYU	L	24-38	0-1 0.0	0-0 0.0	0-0 0.0	0-0 0.0	0-1 0.0	0-0 0.0
10/01/2022	San Jose St.	L	16-33	1-2 50.0	0-0 0.0	0-1 0.0	1-1 100.0	0-0 0.0	0-0 0.0
10/08/2022	at New Mexico	W	27-14	0-0 0.0	0-0 0.0	0-0 0.0	0-0 0.0	0-0 0.0	0-0 0.0
10/22/2022	Utah St.	W	28-14	0-0 0.0	0-0 0.0	0-0 0.0	0-0 0.0	0-0 0.0	0-0 0.0
10/29/2022	at Hawaii	W	27-20	0-0 0.0	0-0 0.0	0-0 0.0	0-0 0.0	0-0 0.0	0-0 0.0
11/12/2022	at Colorado St.	W	14-13	0-0 0.0	0-0 0.0	0-0 0.0	0-0 0.0	0-0 0.0	0-0 0.0
11/19/2022	Boise St.	L	17-20	0-0 0.0	0-0 0.0	0-0 0.0	0-0 0.0	0-0 0.0	0-0 0.0
11/25/2022	at Fresno St.	L	0-30	0-1 0.0	0-0 0.0	0-0 0.0	0-0 0.0	0-1 0.0	0-0 0.0
Wyoming				2-7 28.6	1-1 100.0	0-1 0.0	1-3 33.3	0-2 0.0	0-0 0.0
Opponents				10-18 55.6	4-5 80.0	1-3 33.3	3-4 75.0	2-6 33.3	0-0 0.0

Time of Possession

Date	Opponent		Score	Overall	1st Qtr	2nd Qtr	3rd Qtr	4th Qtr	Overtime
08/27/2022	at Illinois	L	6-38	23:24	06:32	05:23	06:39	04:50	00:00
09/03/2022	Tulsa	Wot2	40-37	29:15	08:08	05:15	05:26	10:26	00:00
09/10/2022	Northern Colo.	W	33-10	36:21	06:24	13:38	07:12	09:07	00:00
09/16/2022	Air Force	W	17-14	30:34	07:32	07:38	02:46	12:38	00:00
09/24/2022	at BYU	L	24-38	29:37	07:30	10:33	04:16	07:18	00:00
10/01/2022	San Jose St.	L	16-33	23:08	04:27	05:13	04:03	09:25	00:00
10/08/2022	at New Mexico	W	27-14	28:49	01:36	10:36	08:14	08:23	00:00
10/22/2022	Utah St.	W	28-14	35:09	07:10	09:47	07:53	10:19	00:00
10/29/2022	at Hawaii	W	27-20	33:08	04:56	10:19	09:02	08:51	00:00
11/12/2022	at Colorado St.	W	14-13	29:19	06:56	09:53	06:24	06:06	00:00

Date	Opponent		Score	Overall	1st Qtr	2nd Qtr	3rd Qtr	4th Qtr	Overtime
11/19/2022	Boise St.	L	17-20	23:31	04:10	08:20	07:32	03:29	00:00
11/25/2022	at Fresno St.	L	0-30	26:55	06:20	06:39	05:58	07:58	00:00
Wyoming				Total 349:10	71:41	103:14	75:25	98:50	00:00
				Avg. 29:06	05:58	08:36	06:17	08:14	00:00
Opponents				Total 370:50	82:58	102:07	81:52	103:53	00:00
				Avg. 30:54	06:55	08:31	06:49	08:39	00:00





Wyoming Inside Opponent Red-Zone

Date	Opponent		Score	Times In RZ	Times Scored	Total Pts	TDs	Rush TDs	Pass TDs	FGs Made	Failed to score inside RZ					
											FGA	Down	Int	Fumb	Half	Game
08/27/2022	at Illinois	L	6-38	1	1	3	0	0	0	1	1	0	0	0	0	0
09/03/2022	Tulsa	W	40-37	4	3	9	0	0	0	3	3	0	0	1	0	0
09/10/2022	Northern Colo.	W	33-10	4	4	20	2	2	0	2	2	0	0	0	0	0
09/16/2022	Air Force	W	17-14	3	3	17	2	1	1	1	1	0	0	0	0	0
09/24/2022	at BYU	L	24-38	4	4	24	3	1	2	1	1	0	0	0	0	0
10/01/2022	San Jose St.	L	16-33	1	1	6	1	0	1	0	0	0	0	0	0	0
10/08/2022	at New Mexico	W	27-14	2	2	6	0	0	0	2	2	0	0	0	0	0
10/22/2022	Utah St.	W	28-14	2	2	15	2	2	0	0	0	0	0	0	0	0
10/29/2022	at Hawaii	W	27-20	3	3	13	1	1	0	2	2	0	0	0	0	0
11/12/2022	at Colorado St.	W	14-13	2	1	7	1	1	0	0	1	0	0	0	0	0
11/19/2022	Boise St.	L	17-20	1	1	7	1	1	0	0	0	0	0	0	0	0
11/25/2022	at Fresno St.	L	0-30	1	0	0	0	0	0	0	0	1	0	0	0	0
Totals 25 of 28 (89.3%)				28	25	127	13	9	4	12	13	1	0	1	0	0

Opponents Inside Wyoming Red-Zone

Date	Opponent		Score	Times In RZ	Times Scored	Total Pts	TDs	Rush TDs	Pass TDs	FGs Made	Failed to score inside RZ					
											FGA	Down	Int	Fumb	Half	Game
08/27/2022	Illinois	L	6-38	7	5	31	4	2	2	1	2	0	0	0	0	1
09/03/2022	Tulsa	W	40-37	6	6	30	3	1	2	3	3	0	0	0	0	0
09/10/2022	Northern Colo.	W	33-10	2	2	10	1	0	1	1	1	0	0	0	0	0
09/16/2022	Air Force	W	17-14	1	1	7	1	0	1	0	0	0	0	0	0	0
09/24/2022	BYU	L	24-38	5	5	31	4	1	3	1	1	0	0	0	0	0
10/01/2022	San Jose St.	L	16-33	7	5	31	4	3	1	1	3	0	0	0	0	0
10/08/2022	New Mexico	W	27-14	3	2	14	2	2	0	0	1	0	0	0	0	0
10/22/2022	Utah St.	W	28-14	1	1	7	1	1	0	0	0	0	0	0	0	0
10/29/2022	Hawaii	W	27-20	4	3	13	1	0	1	2	3	0	0	0	0	0
11/12/2022	Colorado St.	W	14-13	3	2	6	0	0	0	2	2	0	1	0	0	0
11/19/2022	Boise St.	L	17-20	2	2	10	1	1	0	1	1	0	0	0	0	0
11/25/2022	Fresno St.	L	0-30	4	4	28	4	3	1	0	0	0	0	0	0	0
Totals 38 of 45 (84.4%)				45	38	218	26	14	12	12	17	0	1	0	0	1





Wyoming - Game Highs

RUSHES	50	Utah St. (10/22/2022)
YARDS RUSHING	365	at Hawaii (10/29/2022)
YARDS PER RUSH	8.7	Boise St. (11/19/2022)
TD RUSHES	3	at Hawaii (10/29/2022)
	3	Utah St. (10/22/2022)
	3	Northern Colo. (09/10/2022)
PASS ATTEMPTS	30	Tulsa (09/03/2022)
	30	Northern Colo. (09/10/2022)
PASS COMPLETIONS	20	Tulsa (09/03/2022)
YARDS PASSING	256	Tulsa (09/03/2022)
YARDS PER PASS	8.5	Tulsa (09/03/2022)
TD PASSES	2	San Jose St. (10/01/2022)
	2	at New Mexico (10/08/2022)
	2	at BYU (09/24/2022)
	2	Tulsa (09/03/2022)
TOTAL PLAYS	77	Northern Colo. (09/10/2022)
TOTAL OFFENSE	529	Utah St. (10/22/2022)
YARDS PER PLAY	7.5	at Hawaii (10/29/2022)
POINTS	40	Tulsa (09/03/2022)
SACKS BY	6	Utah St. (10/22/2022)
	6	at New Mexico (10/08/2022)
FIRST DOWNS	28	Utah St. (10/22/2022)
PENALTIES	7	at Fresno St. (11/25/2022)
	7	Northern Colo. (09/10/2022)
PENALTY YARDS	70	at Fresno St. (11/25/2022)
TURNOVERS	3	Boise St. (11/19/2022)
	3	at Illinois (08/27/2022)
PUNTS	9	at Fresno St. (11/25/2022)
PUNTING AVG	51.8	San Jose St. (10/01/2022)
LONG PUNT	67	San Jose St. (10/01/2022)
PUNTS INSIDE 20	3	San Jose St. (10/01/2022)
	3	at Fresno St. (11/25/2022)
LONG PUNT RETURN	10	at Illinois (08/27/2022)

Wyoming - Individual Game Highs

RUSHES	28	Titus Swen vs Utah St. (10/22/2022)
YARDS RUSHING	212	Titus Swen vs Boise St. (11/19/2022)
TD RUSHES	3	Titus Swen vs Utah St. (10/22/2022)
	3	Titus Swen vs Northern Colo. (09/10/2022)
LONG RUSH	83	Titus Swen vs Boise St. (11/19/2022)
PASS ATTEMPTS	30	Andrew Peasley vs Northern Colo. (09/10/2022)
	30	Andrew Peasley vs Tulsa (09/03/2022)
PASS COMPLETIONS	20	Andrew Peasley vs Tulsa (09/03/2022)
YARDS PASSING	256	Andrew Peasley vs Tulsa (09/03/2022)
TD PASSES	2	Andrew Peasley at New Mexico (10/08/2022)
	2	Andrew Peasley vs San Jose St. (10/01/2022)
	2	Andrew Peasley at BYU (09/24/2022)
	2	Andrew Peasley vs Tulsa (09/03/2022)
LONG PASS	51	Andrew Peasley vs Tulsa (09/03/2022)
RECEPTIONS	6	Wyatt Wieland vs Utah St. (10/22/2022)
	6	Joshua Cobbs vs Air Force (09/16/2022)
YARDS RECEIVING	94	Wyatt Wieland vs Utah St. (10/22/2022)
TD RECEPTIONS	2	Treyton Welch at New Mexico (10/08/2022)
LONG RECEPTION	51	Joshua Cobbs vs Tulsa (09/03/2022)
PUNTS	7	Clayton Stewart at Fresno St. (11/25/2022)
	7	Clayton Stewart at New Mexico (10/08/2022)
	7	Clayton Stewart at Illinois (08/27/2022)
PUNTING AVG	51.8	Clayton Stewart vs San Jose St. (10/01/2022)
LONG PUNT	67	Clayton Stewart vs San Jose St. (10/01/2022)
PUNTS INSIDE 20	3	Clayton Stewart at Fresno St. (11/25/2022)
	3	Clayton Stewart vs San Jose St. (10/01/2022)
LONG PUNT RETURN	10	Caleb Cooley at Illinois (08/27/2022)
LONG KICKOFF RETURN	37	Cameron Stone at BYU (09/24/2022)
TACKLES	13	Easton Gibbs at Colorado St. (11/12/2022)
	13	Easton Gibbs at New Mexico (10/08/2022)
SACKS	3	DeVonne Harris vs Utah St. (10/22/2022)
	3	Oluwaseyi Omotosho vs Northern Colo. (09/10/2022)
TACKLES FOR LOSS	3	DeVonne Harris at Hawaii (10/29/2022)
	3	DeVonne Harris vs Utah St. (10/22/2022)
	3	Braden Siders at New Mexico (10/08/2022)
	3	Oluwaseyi Omotosho vs Northern Colo. (09/10/2022)





1951 GATOR BOWL

WYOMING 20, WASHINGTON & LEE 7

January 1, 1951 • Gator Bowl • Jacksonville, Florida

The game was a battle of two different offenses and one nasty defense. The Generals were rolling with the new split "T" formation and threatened to run through Wyoming's defense. The Wyoming single-wing offense was operating better than ever behind tailback Eddie Talboom. The Cowboy defense, tops in the nation heading into the game, was handed a challenge when W & L supporters doubted its toughness and questioned the UW schedule. The Generals also had a big and physical defensive front, and the Cowboys had trouble penetrating the wall. The first quarter ended scoreless, but UW had figured out how to beat the W & L crew. If you can't run through them, throw over them. Wyoming started a drive late in the first period, using the passing skills of Talboom and the receiving gifts of Dewey McConnell and Jerry Parker. The Cowboys moved the ball to the General eight-yard line, where Talboom tossed a touchdown to back Dick Campbell, who was wide open in the end zone. Talboom kicked the point after and UW led, 7-0. After an excellent defensive stand by the Cowboys, the Generals were forced to pass, and Selmer Pederson picked off the ball at the UW 47-yard line. Talboom went back to work, hitting on three straight passes for 45 yards to put the Cowboys in scoring position. A pass interference penalty put the ball on the General two-yard line, and Talboom carried it in from there. He missed the point after, but the Pokes extended their lead, 13-0. The Generals got their offense moving late in the second quarter and reached the UW 21-yard line. On fourth down and long, Ray Leister's pass attempt to Talbot Trammel sailed out of the end zone, and the half came to a close. W & L got the ball to start the second half and moved it with ease against the Cowboy defense. Wes Abrams ran for 22 yards, and Charlie Holt followed that with a 30-yard run to the Cowboy 25-yard line where he was hit and fumbled. Vaughn Hilpp recovered for the Pokes and stopped the scoring threat. After taking a Wyoming punt, the Generals moved backward on three straight plays, including a 16-yard loss on an errant pitch. Punting from his five-yard line, Leister's kick went just 20 yards, and Wyoming had the ball on the W & L 25. After a two-yard loss, Talboom found McConnell for nine yards. Fullback John Melton ran up the middle for 18 yards and a touchdown. Talboom made the point after, and Wyoming's lead grew to 20-0. The Generals scored late in the fourth quarter on a two-yard quarterback-sneak by Gil Bocetti. The Cowboys ran out the clock after the ensuing kick-off. Wyoming was just the second conference team ever to win a bowl game and vowed it wouldn't be too long before it

SCORING BY QUARTER	1	2	3	4	FINAL
Washington and Lee	0	0	0	7	7
Wyoming	0	13	7	0	20

SCORING SUMMARY

WYO - Dick Campbell 8-yard pass from Talboom (Talboom kick), Second Quarter
WYO - Eddie Talboom 2-yard run (kick failed), Second Quarter
WYO - John Melton 18-yard run (Talboom kick), Third Quarter
W&L - Gil Bocetti 2-yard run (Brewer kick), Fourth Quarter

TEAM STATISTICS	WYO	W & L
FIRST DOWNS	14	19
RUSHING ATTEMPTS	42	57
RUSHING YARDS	147	252
PASSES A-C-I	16-10-0	13-3-1
PASSING YARDS	141	31
TOTAL YARDS	288	283

INDIVIDUAL STATISTICS

RUSHING LEADERS

WYOMING	ATT	YDS	W & L	ATT	YDS
Harry Geldien	11	56	Charlie Holt	21	107
John Melton	12	49	Randy Broyles	12	89
Eddie Talboom	14	31	Wes Abrams	7	42

PASSING

WYOMING	ATT	COMP	INT	TD	YARDS
Eddie Talboom	16	10	0	1	141
W & L					
Gil Bocetti	12	3	1	0	31





1956 SUN BOWL

WYOMING 21, TEXAS TECH 14

January 2, 1956 • Kidd Stadium • El Paso, Texas

The 1956 Sun Bowl culminated an outstanding 8-3 season for the Wyoming Cowboys. It also marked a return to postseason play for the Pokes for the first time since the 1951 Gator Bowl.

The depth of the 1955 Cowboy squad was put on full display in the '56 Sun Bowl when a number of individuals stepped forward to lead the Cowboys to a hard-fought victory over Texas Tech.

Wyoming entered the game without all-conference quarterback Joe Mastrogiovanni. The Brooklyn, N.Y., native had suffered a season-ending knee injury in the regular-season finale at Houston. Dan Nickla, a junior from Merrick, N.Y., was given the Sun Bowl start by head coach Phil Dickens, but when UW's single-wing offense struggled early in the game, he turned to sophomore quarterback Larry Zowada to attack the Red Raiders through the air.

Zowada, a sophomore from Sheridan, Wyo., had completed only two of five passes for 20 yards during the regular season, but on this day he played like a veteran. Before the day was through, Zowada completed six of ten passes for 112 yards and two touchdowns.

It was also a coming out party for junior tailback Jim Crawford from Greybull, Wyo. Crawford was a big powerful back at 6-0 and 180 pounds. During the regular season, Crawford had teamed in the backfield with Jerry Jester, a speedster at 5-9 and 155 pounds from Greenwood, S.C., and Ove Stapleton, a 5-8 and 175-pound fullback from Cromona, Ky. While Crawford ranked third on the team in rushing for the season with 431 yards, the Sun Bowl was his day as he ran for 103 yards on 18 carries against Tech.

Defensively, a number of individuals played key roles in containing the Red Raiders, but none played better than junior linebacker Vince Guinta. In a Jan. 3, 1956, Laramie Daily Bulletin story, Guinta was described as a "terror" on defense. In the first quarter, the Brooklyn, N.Y., native recovered one Texas Tech fumble and also intercepted a pass to set the tone for the game.

Wyoming's defense held the Red Raiders scoreless in the first half. In the second quarter the Poke offense gave the Cowboys the early lead when Zowada hit wingback John Watts down the sideline for a 53-yard TD pass. Watts, a native of Schlater, Miss., and described in the Bulletin article as "the Mississippi flash," gave Wyoming the lead.

Capping off that first scoring drive was another "unsung hero" senior tailback and place-kicker Pete Kutches of Escanaba, Mich. Kutches was forced into the key role of place-kicker on extra points. That was due to the fact that the injured Mastrogiovanni was also the Cowboys' regular place-kicker. He came through in fine fashion converting his first PAT of the day to give Wyoming a 7-0 halftime lead.

To start the second half, Texas Tech quickly got back in the game.

On their first possession, the Red Raiders drove 80 yards to tie the game at 7-7 with 6:15 remaining in the third quarter.

Entering the fourth quarter, the game was still tied at 7-7, but Tech went on a 10-play scoring drive to take its first lead of the game at 14-7 with 11:50 remaining in the game.

With the momentum in favor of the Red Raiders, the Cowboys received a strong punt return from senior wingback Clifford "Butch" Wilson of Ethete, Wyo., but a penalty nullified the return. Wyoming began the drive on their own six-yard line. It was then that Crawford made his mark on the game. Crawford recorded three key plays during the drive: a 24-yard rush; a 13-yard pass completion to sophomore Roger Jeffers of Oneida, Tenn.; and a critical block on a 15-yard rush by fullback Stapleton. The drive ended with Zowada finding sophomore end Bob Marshall of Warwick, R.I., on a 13-yard touchdown pass to tie the game at 14 with less than five minutes to play.

After adding his second extra point of the day, place-kicker Kutches then contributed another critical play coming up with a Red Raider fumble deep in Texas Tech territory.

Two plays later, fullback Stapleton battled his way in from the one and with Kutches third extra-point the Cowboys had a 21-14 lead with 3:25 left.

Wyoming's defense came up with another fumble recovery in the final three minutes, and recorded its eighth win of the season and the second bowl victory in school history.

There were too many contributors to count for the Cowboys that day. It was truly a team effort.

Crawford was awarded the Dr. C.M. Hendricks award as the Sun

SCORING BY QUARTER	1	2	3	4	FINAL
Texas Tech	0	0	7	7	14
Wyoming	0	7	0	14	21

SCORING SUMMARY	
WYO - Watts 53-yard pass from Zowada (Kutches kick),	
Second Quarter	
TT - Herr 2-yard run (Williams kick), Third Quarter	
TT - Fewin 1-yard run (Williams kick), Fourth Quarter	
WYO - B. Marshall 13-yard pass from Zowada (Kutches kick),	
Fourth Quarter	
WYO - Stapleton 1-yard run (Kutches kick), Fourth Quarter	

TEAM STATISTICS	WYO	TT
FIRSTDOWNS	12	13
RUSHING ATTEMPTS	48	56
RUSHING YARDS	172	202
PASSES A-C-I	14-6-1	12-8-1
PASSING YARDS	129	72
TOTAL YARDS	301	274
PUNTS/AVG.	7/27.4	4/33.7
FUMBLES	0	3
PENALTIES-YARDS	10-82	3-5

INDIVIDUAL STATISTICS

RUSHING LEADERS

WYOMING	ATT	YDS	TEXAS TECH	ATT	YDS
Jim Crawford	18	103	Don Schmidt	12	60
Ove Stapleton	9	36	James Sides	10	56

PASSING	ATT	COMP	INT	TD	YARDS
UW - Larry Zowada	10	6	1	2	112
TT - Don Williams	14	6	1	0	57



1958 SUN BOWL

WYOMING 14, HARDIN-SIMMONS 6

December 31, 1958 • Kidd Field • El Paso, Texas

The 24th Annual Sun Bowl battle between Wyoming and Hardin-Simmons pitted one set of Cowboys against another one. It was expected to be an old-fashioned Wild West shootout featuring the passing expertise of Hardin-Simmons and the high scoring ball-control offense of Wyoming. Coach "Slingin'" Sammy Baugh brought his Cowboys from Abilene into the Sun Bowl after winning the Border Conference championship. Baugh, one of the NFL's all-time passing greats, introduced his exciting style of throwing the football to the Texas team. But the defensive side controlled the game more than the offensive. Wyoming took advantage of two Hardin-Simmons' mistakes in the second quarter to take an early and insurmountable lead. Wyoming's Pat Smyth recovered a Dewey Bohling fumble, giving Wyoming the ball in excellent field position. Mark Smolinski rambled in from 23 yards to give Wyoming a 7-0 lead. Moments later Wyoming linebacker Len Kuczewski intercepted a Harold Stephens pass on the UW 19-yard line and made a lateral pass to Robert Sawyer who took the ball to the 29-yard line. Bud Snyder carried it in from the four-yard line moments later and Mike McGill nailed his second point after to give the UW Cowboys a 14-0 lead. Bohling returned a kick 83 yards in the third period, but the drive was halted by the Wyoming defense on the one-foot line. Wyoming quick-kicked on the first down to the Hardin-Simmons 49-yard line. Stephens finally got the Hardin-Simmons offense going, hitting Benji Lipsey with a 22-yard pass for a touchdown with 4:30 remaining in the third quarter. Stephens' two-point pass attempt failed, and Wyoming led 14-6. That was the only damaging play by the potent passing attack of Baugh's Border Conference champs. Hardin-Simmons finished the game with 82 passing yards, completing 11 of 23 passes. Neither team threatened to score for the remainder of the game because defensive teams were so strong. For the first time in Sun Bowl history the Dr. C.M. Hendricks Trophy for the Most Valuable Player was given to a lineman, Wyoming's Len Kuczewski, a product of the Pennsylvania coal mines. His interception and tough defensive play stopped the Hardin-Simmons attack. "I never expected the award," Kuczewski said following the game. "I was honored to receive it, and it will receive an honor spot in our home." The Cowboy defense was praised

SCORING BY QUARTER		1	2	3	4	FINAL	INDIVIDUAL STATISTICS					
Hardin-Simmons		0	0	6	0	6						
Wyoming		0	14	0	0	14						
SCORING SUMMARY							RUSHING LEADERS					
WYO - Smolinski 23-yard run (McGill kick), 8:55, Second Quarter							WYOMING	ATT	YDS	HARDIN-SIMM.	ATT	YDS
							Mark Smolinski	12	52	Pete Hart	20	73
WYO - Snyder 4-yard run (McGill kick), 2:35, Second Quarter							Robert Sawyer	9	45	Joe Allen	9	53
HS - Lipsey 22-yard pass from Stephens (Pass failed), 4:30, Third Quarter							PASSING					
TEAM STATISTICS		WYO		HS			WYOMING	ATT	COMP	INT	TD	YARDS
FIRST DOWNS		14		15			Jim Walden	3	1	0	0	-4
RUSHING ATTEMPTS		35		45			Jerry Wilkinson	2	1	0	0	23
RUSHING YARDS		164		153			HARDIN-SIMM.					
PASSES A-C-I		8-3-1		23-11-1			Harold Stephens	13	7	1	1	54
PASSING YARDS		24		82			Jim Tom Butler	9	7	0	0	28
TOTAL YARDS		188		235								
PUNTS/AVG.		8/34.9		3/27								
FUMBLES		1		3								
PENALTIES-YARDS		58		35								





1966 SUN BOWL

WYOMING 28, FLORIDA STATE 20

December 24, 1966 • Sun Bowl Stadium • El Paso, Texas

The Cowboys battled the Seminoles of Florida State in the 1966 Sun Bowl. FSU had the nation's best quarterback tandem in Gary Pajcic and Kim Hammond. The Cowboys had a pretty good passer of their own, but it was a ball control offense, featuring the running game, and a defense that keyed Wyoming to the WAC title and a 9-1 record. It was those same two elements that guided Wyoming past Florida State, 28-20. Wyoming's mule on offense packed quite a Kiick, Jim Kiick that is. In winning the Dr. C.M. Hendricks Award as the Sun Bowl Most Valuable Player, he rushed for the game's first score on UW's third offensive possession. The one-yard plunge came with 4:43 remaining in the first period and capped a 31-yard drive. The drive was set up by Vic Washington's 34-yard punt return to the FSU 31-yard line. Florida State took control in the second quarter, scoring two touchdowns in less than four minutes. The Seminoles recovered a fumbled punt by Washington on the UW 49-yard line. On the first play from scrimmage, Pajcic hit end Pat Sellers for 49-yards and the score with 5:21 remaining in the half. FSU took the lead, 14-7, on another toss on the next possession when Hammond found T.K. Wetherell for a short gain that he turned into a 58-yard touchdown romp. Wyoming tied the score just five plays into the third quarter when quarterback Rick Egloff hit receiver Jerry Marion for a 39-yard strike down the left sideline. Jerry DePoyster added the point after conversion. It was three and out for Florida State on the next possession, as the tough Cowboy defense backed the Seminoles up to their own six-yard line. Following the punt, Kiick carried the Cowboys to pay dirt in just two plays. He first tried the right side of the line for three yards and on the next play went over the left side and found daylight, dashing 43-yards for the score. DePoyster again aced the PAT and Wyoming regained the lead 21-14. From that point,

the Cowboy defense controlled the tempo of the game. Five of Florida State's eight possessions in the second half ended in three plays and a punt and only one went for a score. Wyoming added an insurance score with 2:42 remaining in the game when Egloff raced 15 yards on a fourth-and-goal situation. DePoyster again booted the PAT and Wyoming led 28-14. The Cowboy defense, led by middle guard Jerry Durling, who won the Hixson Jewelry Trophy as the Lineman of the Game, held the Seminoles to minus

SCORING BY QUARTER	1	2	3	4	FINAL	TEAM STATISTICS	WYO	FSU			
Florida State	0	14	0	6	20	FIRST DOWNS	14	13			
Wyoming	7	0	14	7	28	RUSHING ATTEMPTS	42	31			
						RUSHING YARDS	229	-21			
SCORING SUMMARY						PASSES A-C-I	27-9-0	35-17-2			
WYO - Kiick 1-yard run (DePoyster kick), 4:43, First Quarter						PASSING YARDS	135	293			
FSU - Sellers 34-yard pass from Pajcic (Loner kick), 5:21, Second Quarter						TOTAL YARDS	364	272			
FSU - Wetherell 58-yard pass from Hammond (Loner kick), 1:39, Second Quarter						PUNTS/AVG.	8/37.3	9/40.0			
WYO - Marion 39-yard pass from Egloff (DePoyster kick), 12:48, Third Quarter						FUMBLES	2	2			
WYO - Kiick 43-yard run (DePoyster kick), 10:46, Third Quarter						PENALTIES-YARDS	4-50	10-102			
WYO - Egloff 15-yard run (DePoyster kick), 2:42, Fourth Quarter						INDIVIDUAL STATISTICS					
FSU - Sellers 25-yard pass from Hammond (pass failed), 1:09, Fourth Quarter						RUSHING LEADERS					
						WYOMING	ATT	YDS	FSU	ATT	YDS
						Jim Kiick	25	135	Bill Moreman	13	11
						Rick Egloff	5	42	Jim Mankins	6	10
						PASSING					
						WYOMING	ATT	COMP	INT	TD	YARDS
						Rick Egloff	16	9	0	1	135
						FLORIDA STATE					
						Kim Hammond	15	9	1	2	215





1968 SUGAR BOWL

LOUISIANA STATE 20, WYOMING 13

January 1, 1968 • Tulane Stadium • New Orleans, Louisiana

Despite the fact that Wyoming was the only undefeated major college team in the nation, bowl officials were more than a little skeptical when it came to offering the Pokes an invitation. Wyoming's schedule wasn't tough enough, they said. Most wondered if Wyoming could sell any tickets. The Sugar Bowl officials looked past that, and despite severe scrutiny, gladly accepted the unwanted Cowboys to play in the 34th Sugar Bowl Classic. They laughed all the way to the bank. Over 78,000 fans watched Cinderella in cowboy boots nearly knock off the local favorites. The Cowboys, who brought over 10,000 fans to Bourbon Street, jumped to an early 13-0 lead on LSU. The Tigers entered the game with a 6-3-1 record, after playing the nation's toughest schedule. In a game featuring four All-America players, two on each team, it was a third string sophomore halfback with a common name, that led the Tigers to victory. Glenn Smith earned the Most Valuable Player award after rushing 16 times for 74 yards and a touchdown. A cold, intermittent rain shower prevailed and the temperature dropped ten degrees during the course of the game. Wyoming jumped to a 7-0 lead on the first play of the second quarter when Jim Kiick capped an 80-yard drive with a one-yard run around the left end. All-American Jerry DePoyster kicked the point after. Safety Dennis Devlin came up with a big defensive play midway through the second quarter. The Tigers attempted to convert a fourth down and three-yard play when Devlin tackled LSU back Tommy Allen for a three-yard loss. The Wyoming offense took control and moved the ball 64 yards in 11 plays for a DePoyster 24-yard field goal. The Cowboy defense again stopped LSU, this time in three plays forcing a punt. Tackle Larry Nels sacked Tiger quarterback Nelson Stokely for an eight-yard loss to the LSU 17-yard line. After a short punt to midfield, quarterback Paul Toscano moved Wyoming to the Tiger 32-yard line and DePoyster added his second field goal in less than three minutes with a last second 49-yard boot. The kick not only gave Wyoming a 13-0 halftime lead, but also broke the Sugar Bowl record for the longest field goal. Wyoming dominated the first half stats, leading LSU 215-38 in total yards. Kiick was Wyoming's leading rusher with 62 yards on 14 carries and Toscano was 6-for-11 passing for 85 yards. Wyoming held a 13-7 margin heading

into the fourth quarter. LSU scored late in the third period on a Smith one-yard TD run. The Tigers tied the game on the first possession in the fourth quarter as Stokely found receiver Tommy Morel for an eight-yard touchdown pass. The point after conversion failed and the game was tied 13-13. Stokely and Morel connected for another touchdown, this time a 14-yard pass play over the middle and LSU took its first lead, 20-13, with just 4:22 remaining in the game.

SCORING BY QUARTER	1	2	3	4	FINAL
Louisiana State	0	0	7	13	20
Wyoming	0	13	0	0	13

SCORING SUMMARY

WYO - Kiick 1-yard run (DePoyster kick), 14:56, Second Quarter
WYO - DePoyster 24-yard Field Goal, 2:58, Second Quarter
WYO - DePoyster 49-yard Field Goal, 0:01, Second Quarter
LSU - Smith 1-yard run (Hurd kick), 2:10, Third Quarter
LSU - Morel 8-yard pass from Stokely (kick fails), 11:39 Third Quarter
LSU - Morel 14-yard pass from Stokely (Hurd kick), 4:22, Fourth Quarter

TEAM STATISTICS	WYO	LSU
FIRST DOWNS	20	12
RUSHING ATTEMPTS	48	48
RUSHING YARDS	167	151
PASSES A-C-I	24-14-4	20-6-0
PASSING YARDS	239	91
TOTAL YARDS	406	242
PUNTS/AVG.	4/49.0	9/31.1
FUMBLES	1	0
PENALTIES-YARDS	5-65	3-25

INDIVIDUAL STATISTICS

RUSHING LEADERS

WYOMING	ATT	YDS	LSU	ATT	YDS
Jim Kiick	19	75	Glenn Smith	16	74
Tom Williams	16	64	Tommy Allen	16	41

PASSING	ATT	COMP	INT	TD	YARDS
UW - Paul Toscano	24	14	3	1	239
LSU - Nelson Stokely	20	6	0	2	91





1987 HOLIDAY BOWL

IOWA 20, WYOMING 19

December 30, 1987 • Jack Murphy Stadium • San Diego, California

Coach Paul Roach had not been in a college bowl game for 20 years when he guided the Cowboys to their first Holiday Bowl after winning nine consecutive games and the 1987 WAC championship. Roach and his staff prepared the Cowboys for the heavily favored Iowa Hawkeyes. A national television audience and a Holiday Bowl record crowd of 61,892, including more than 10,000 Wyoming fans, witnessed a great game. The Cowboys' opening drive, which consisted of two Craig Burnett pass completions for 35 yards, stalled on the Iowa 26-yard line. Greg Worker kicked a 43-yard field goal, and the Cowboys led 3-0. Iowa's strength was in the offensive and defensive lines, but on the Hawkeyes' first possession, the Cowboy defensive line was dominating. Iowa failed to get a first down on its first two drives. Worker added another field goal, a 38-yarder, with 6:37 left in the first quarter to give Wyoming a 6-0 lead. The Cowboy offense again moved the football on its next possession. Burnett completed five of his six passes on the drive, hitting Anthony Sargent twice for five and 24 yards. From the 15-yard line, Burnett threw into the left corner of the end zone where James Loving leaped and made a beautiful one-handed catch for the touchdown. The Cowboys attempted a two-point conversion which failed, but they held a 12-0 lead with 1:48 left in the first quarter. Wyoming dominated the first quarter statistics with 144 total yards to 28 for Iowa. The Cowboy defense continued to take control of the game in the second quarter. Iowa was forced to punt on each possession of the quarter except one. Iowa's only score in the first half came when the Hawkeyes blocked a Tom Kilpatrick punt and returned it for a touchdown. That play pulled Iowa to within five points, 12-7. Wyoming's next drive lasted 3:13 and covered 77 yards. Burnett attempted eight passes in the drive, completing four, and Wyoming had three rushing plays. Gerald Abraham scored from the Iowa three-yard line and Worker booted the point-after giving Wyoming a 19-7 halftime lead. On the second play of the fourth quarter Burnett made a rare error. A bad throw to the right sideline was picked off by Iowa cornerback Anthony Wright, who returned the interception 33 yards for a touchdown. Iowa put together a 10-play, 86-yard drive on its next possession, culminating in a David Hudson one-yard touchdown run. Iowa attempted a two-point conversion

which failed, and the Hawkeyes led 20-19 with 7:33 remaining in the game. Wyoming had a chance to win the game with :46 left in the game, but Worker's 52-yard field goal was blocked. Two Iowa defensive scores overshadowed the Wyoming defensive effort. The

SCORING BY QUARTER	1	2	3	4	FINAL
Iowa	0	7	0	13	20
Wyoming	12	7	0	0	19

SCORING SUMMARY

UW - Greg Worker 43-yard Field Goal, 12:32, First Quarter
UW - Greg Worker 38-yard Field Goal, 6:37, First Quarter
UW - James Loving 15-yard pass from Craig Burnett (pass failed), 1:48, First Quarter
UI - Jay Hess 10-yard punt return (Houghton kick), 9:26, Second Quarter
UW - Gerald Abraham 3-yard run (Worker kick), 6:03, Second Quarter
UI - Anthony Wright 33-yard interception return (Houghton kick), 14:35, Fourth Quarter
UI - David Hudson 1-yard run (pass failed), 7:30, Fourth Quarter

TEAM STATISTICS	WYO	IOWA
FIRST DOWNS	19	17
RUSHING ATTEMPTS	21	36
RUSHING YARDS	43	94
PASSES A-C-I	51-28-1	35-21-0
PASSING YARDS	332	237
TOTAL YARDS	375	331
PUNTS/AVG.	6/30.0	8/42.0
FUMBLES	0	1
PENALTIES-YARDS	7-61	6-57

INDIVIDUAL STATISTICS

RUSHING LEADERS						
WYOMING	ATT	YDS	IOWA	ATT	YDS	
Gerald Abraham	14	39	Kevin Harmon	12	47	
PASSING			ATT	COMP	INT	TD
UW - Craig Burnett	51	28	1	1	1	332
UI - Chuck Hartlieb	35	21	0	0	0	237



1988 HOLIDAY BOWL

OKLAHOMA STATE 62, WYOMING 14

December 30, 1988 • Jack Murphy Stadium • San Diego, California

The 1988 Holiday Bowl was expected to be one of the best match-ups on the college football bowl docket. The battle between these two Cowboy teams was supposed to be a high-scoring, offensive fireworks show. Wyoming and Oklahoma State were two of the nation's best offensive teams. OSU led the nation in scoring, 47.5 points per game, and Wyoming was third, 41.4 points per game. Oklahoma State averaged 515 yards of total offense per game and Wyoming 478 yards. While the two offenses had great reputations for moving the football, this game featured one of the greatest players in NCAA history, 1988 Heisman Trophy winner Barry Sanders. Sanders had the best year of any running back in history that season, and the 1988 Holiday Bowl was his final collegiate game. Sanders singlehandedly beat Wyoming with five touchdowns and 222 rushing yards. Oklahoma State started the scoring on its first possession with a Sanders 33-yard touchdown run. Cary Blanchard kicked the point-after and Oklahoma State led 7-0 with 10:13 left in the first quarter. Wyoming finally got the ball rolling on its third possession later in the quarter. Randy Welniak completed a third-down pass to Ted Gilmore for 20 yards and rushed for 14 yards and another first down later in the drive. Welniak capped the drive with a four-yard sprint around the right end. Sanders scored his second touchdown of the day with 1:29 left in the first half on a two-yard run up the middle. Oklahoma State added another score, a 33-yard field goal, right before the half expired to give it a 17-7 lead at halftime. OSU dominated the first half statistically with 250 total yards to Wyoming's 57. On its first possession of the second half, Oklahoma State scored on a 12-yard pass from Mike Gundy to Brent Parker. Wyoming put together a 12-play 75-yard drive on its next possession. Welniak completed five passes in the drive and scored his second touchdown on a four-yard run. Fleming's point after pulled Wyoming to within 10 points at 24-14. Then Sanders scored again on Oklahoma State's first play from scrimmage, a 67-yard dash to the end zone. He followed that with scores on each of the next two possessions with one-yard and ten-yard runs. Oklahoma State took a 45-14 lead into the fourth quarter. Oklahoma State scored 17 points in the fourth quarter to make the final score 62-14. The Cowboys from Oklahoma rolled up 698 total offensive yards. The Oklahoma State team of 1988 will be

SCORING BY QUARTER	1	2	3	4	FINAL
Oklahoma State	7	10	28	17	62
Wyoming	7	0	7	0	14

SCORING SUMMARY

OS - Barry Sanders 33-yard run (Blanchard kick), 10:13, First Quarter
UW - Randy Welniak 4-yard run (Fleming kick), :50, First Quarter
OS - Barry Sanders 2-yard run (Blanchard kick), 1:29, Second Quarter
OS - Cary Blanchard 33-yard field goal, :01, Second Quarter
OS - Brent Parker 12-yard pass from Mike Gundy (Blanchard kick), 11:53 Third Quarter
UW - Randy Welniak 4-yard run (Fleming kick), 9:31, Third Quarter
OS - Barry Sanders 67-yard run (Blanchard kick), 9:13, Third Quarter
OS - Barry Sanders 1-yard run (Blanchard kick), 3:43, Third Quarter
OS - Barry Sanders 10-yard run (Blanchard kick), :06, Third Quarter
OS - Cary Blanchard 19-yard field goal, 12:58, Fourth Quarter
OS - Hart Lee Dykes 25-yard pass from Mike Gundy (Blanchard kick), 5:58, Fourth Quarter
OS - Chris Smith 5-yard run (Blanchard kick), 1:13, Fourth Quarter

TEAM STATISTICS	WYO	OSU
FIRST DOWNS	14	34
RUSHING ATTEMPTS	30	51
RUSHING YARDS	33	320
PASSES A-C-I	32-16-2	29-24-0
PASSING YARDS	71	378
TOTAL YARDS	201	698
PUNTS/AVG.	6/37.2	0/0.0
FUMBLES	0	1
PENALTIES-YARDS	4-30	3-39

INDIVIDUAL STATISTICS

RUSHING LEADERS

WYOMING	ATT	YDS	OSU	ATT	YDS
Dewaine Jones	2	19	Barry Sanders	29	222

PASSING	ATT	COMP	INT	TD	YARDS
UW - Randy Welniak	30	15	2	0	164
OSU - Mike Gundy	24	20	0	2	315



1990 COPPER BOWL

CALIFORNIA 17, WYOMING 15

December 31, 1990 • Arizona Stadium • Tucson, Arizona

Wyoming would play California for the first time ever. Cal had a dangerous backfield trio: 1,000-yard rushers Anthony Wallace and Russell White and strong-armed quarterback Mike Pawlawski. The Wyoming defense, spearheaded by All-American defensive end Mitch Donahue, played an outstanding game. California had 89 rushing yards and 261 total yards for the game. The Bears scored first with 11:43 left in the second quarter. Pawlawski threw to receiver Brian Treggs, who was wide open on the left sideline, for a 25-yard touchdown. Robbie Keen kicked the point-after, and California led 7-0. The Cowboys had some big plays but couldn't sustain a drive. With 6:09 left in the half, punter-kicker Sean Fleming masterfully ran a fake punt from near midfield. After taking the snap, Fleming noticed an opening on the right side of the Wyoming line and sprinted for 30-yards before being tackled by the surprised Bear defense. Wyoming failed to capitalize on that drive. Wyoming's next possession started on its own 31-yard stripe. Quarterback Tom Corontzos commanded a fine drive leading to a 26-yard Fleming field goal with :49 seconds left in the half. California led 7-3 at halftime. The Bears scored on their first possession of the second half when Keen nailed a 46-yard field goal with 10:04 left in the third period. California scored on its first possession of the fourth quarter when Greg Zomalt ran up the middle for four yards. Keen's extra point gave the Bears a 17-3 lead. The Cowboys scored with 5:57 left in the game after an impressive 83-yard drive. Corontzos completed three straight passes on the drive and found wide receiver Shawn Wiggins for 22 yards to midfield. Three plays later, Jay Daffer ran untouched around the left end for an 11-yard touchdown. UW's two-point pass attempt failed, and the Cowboys trailed 17-9. The Cowboy defense stopped the Bears after three plays on the next drive. Wyoming went back to work on offense with another impressive drive. Corontzos connected with Wiggins for a 33-yard pass and moved to the California 24-yard line. Fleming's 41-yard field goal with 2:07 remaining was wide left. Again the Cowboy defense stopped California after three plays, and Keen punted to speedy Robert Rivers, who took the punt on the Wyoming 30-yard line and dashed to his left. After finding no running room, he raced to his right, went to the sideline, and won a footrace to the goal line. Rivers' score with 0:49 left in the game pulled Wyoming to within two points. The Cowboys attempted a two-point play, but Corontzos was sacked. Fleming attempted an onside kick, but it sailed out of bounds and California ran out the clock to end the game. The finish

SCORING BY QUARTER	1	2	3	4	FINAL
California	0	7	3	7	17
Wyoming	0	3	0	12	15

SCORING SUMMARY

CAL - Brian Treggs 25-yard pass from Mike Pawlawski (Keen kick), 11:43, Second Quarter
 UW - Sean Fleming 26-yard field goal, 0:46, Second Quarter
 CAL - Robbie Keen 46-yard field goal, 9:59, Third Quarter
 CAL - Greg Zomalt 4-yard run (Keen kick), 13:38, Fourth Quarter
 UW - Jay Daffer 11-yard run (pass failed), 5:53, Fourth Quarter
 UW - Robert Rivers 70-yard punt return (run failed), 0:49, Fourth Quarter

TEAM STATISTICS	WYO	CAL
FIRST DOWNS	18	14
RUSHING ATTEMPTS	32	46
RUSHING YARDS	129	89
PASSES A-C-I	39-20-2	26-15-1
PASSING YARDS	226	171
TOTAL YARDS	355	261
PUNTS/AVG.	8/35.5	9/41.9
FUMBLES	0	0
PENALTIES-YARDS	1-5	8-57

INDIVIDUAL STATISTICS

RUSHING LEADERS

WYOMING	ATT	YDS	CALIFORNIA	ATT	YDS
Mark Timmer	6	34	Anthony Wallace	17	76
PASSING	ATT	COMP	INT	TD	YARDS
UW - Tom Corontzos	39	20	2	0	226
CAL - Mike Pawlawski	26	15	1	1	172





1993 COPPER BOWL

KANSAS STATE 52, WYOMING 17

December 28, 1993 • Arizona Stadium • Tucson, Arizona

Wyoming and Kansas State are rewarded for excellent seasons with invitations to the 1993 Weiser Lock Copper Bowl in Tucson. The Cowboys tied for the WAC title and had an 8-3 record, while the Wildcats had their finest season in school history with an 8-2-1 overall record. The Cowboys blew two big scoring chances early when a Ryan Yarborough 56-yard touchdown strike was called back by a penalty and then a Yarborough to Mike Jones reverse was thwarted by a touchdown saving interception. Those two non-plays for the Cowboys would have given them a 14-0 lead early in the ball game. Wyoming took a 3-0 lead on a Taylor Sorenson 35-yard field goal midway through the first quarter but the Wildcats answered with a J.J. Smith two-yard touchdown plunge. Kansas State missed the PAT and later added a field goal to hold a 9-3 lead after the first quarter. Early in the second quarter, the Wildcats capped an eight play drive with a Chad May two-yard run and extended their lead to 16-3. Wyoming answered on a Ryan Christopherson three-yard pitch play to pull within six at 16-10. Andre Coleman then took a Brian Gragert punt all the way home for 68-yards and the Wildcats led 24-10 at the half. The second half belonged to Kansas State with two third quarter touchdowns, to take a 38-10 lead. The Cowboys scored their final touchdown on a John Gustin to Eddie Pratt ten-yard toss early in the fourth. The Wildcats scored two late touchdowns, one on a 37-yard interception return. The game was special for the Cowboys and Wildcats, who were playing in just their second bowl game, because of the record attendance of 49,085. The Cowboys finished with 302 yards of total offense, but three Wyoming turnovers proved costly. Joe Hughes threw for 237 yards on 28 completions. In his final game as a Cowboy, All-

SCORING BY QUARTER	1	2	3	4	FINAL
Kansas State	9	15	14	14	52
Wyoming	3	7	0	7	17

SCORING SUMMARY

UW - Taylor Sorenson 35-yard field goal, 8:13, First Quarter
 KSU - J.J. Smith 2-yard run (kick failed), 5:37, First Quarter
 KSU - Wright 22-yard field goal, 0:00, First Quarter
 KSU - Chad May 2-yard run (Wright kick), 10:08, Second Quarter
 UW - Ryan Christopherson 3-yard run (Sorenson kick), 3:38, Second Quarter
 KSU - Andre Coleman 68-yard punt return (May run), 1:07, Second Quarter
 KSU - Andre Coleman 61-yard pass from Chad May (Wright kick), 14:06, Third Quarter
 KSU - Charles Lockett 30-yard pass from Chad May (Wright kick), 7:41, Third Quarter
 UW - Eddie Pratt 14-yard pass from John Gustin (Sorenson kick), 11:54, Fourth Quarter
 KSU - Edwards 13-yard run (Classen kick), 9:11, Fourth Quarter
 KSU - McEntyre 37-yard interception return (Wright kick), 6:09, Fourth Quarter

TEAM STATISTICS	WYO	KSU
FIRST DOWNS	20	22
RUSHING ATTEMPTS	23	39
RUSHING YARDS	36	227
PASSES A-C-I	51-31-2	28-19-0
PASSING YARDS	266	275
TOTAL YARDS	302	502
PUNTS/AVG.	5/44.2	3/23.3
FUMBLES	1	0
PENALTIES-YARDS	8/70	5/40

INDIVIDUAL STATISTICS

RUSHING LEADERS

WYOMING	ATT	YDS	KANSAS ST.	ATT	YDS
Ryan Christopherson	15	28	J.J. Smith	20	133

PASSING	ATT	COMP	INT	TD	YARDS
UW - Joe Hughes	43	28	0	0	237
KSU - Chad May	28	19	0	2	275



1996 WESTERN ATHLETIC CONFERENCE CHAMPIONSHIP GAME

BRIGHAM YOUNG 28, WYOMING 25 (OT)
December 7, 1996 • Sam Boyd Stadium • Las Vegas, Nevada

In the inaugural Western Athletic Conference championship game, it was fitting that two of the conference's charter members and most successful football programs would meet. The Cowboys came in to the game as Pacific Division champions with a record of 10-1, their only loss a heartbreaker at San Diego State (28-24). The Mountain Division-champion BYU Cougars sported a 12-1 record with their one loss coming at Washington (29-17). Brigham Young started fast to take a 13-0 halftime lead. Wyoming got on the board in the third quarter when linebacker Jay Jenkins returned a fumble 25 yards for a touchdown. Then Cory Wedel kicked a 20-yard field goal to make the score 13-10. A Josh Wallwork touchdown pass to David Saraf put the Cowboys in front at 17-13. The Cowboys had scored 17 unanswered points. The two teams then traded touchdowns to make the score Wyoming 25, BYU 20. Wyoming then took a safety on a punting play by running out of the endzone to put the score

SCORING BY QUARTER	1	2	3	4	OT	FINAL
Wyoming	0	0	10	15	0	25
Brigham Young	3	10	0	12	3	28

SCORING SUMMARY

BYU - Pochman 30-yard field goal, 9:04, 1Q
BYU - McKenzie 11-yard run (Pochman kick), 11:53, 2Q
BYU - Pochman 47-yard field goal, :55, 2Q
WYO - Jenkins 25-yard fumble recovery (Wedel kick), 12:53, 3Q
WYO - Wedel 20-yard field goal, 6:27, 3Q
WYO - Saraf 7-yard pass from Wallwork (Wedel kick), 13:28, 4Q
BYU - Lewis 13-yard pass from Sarkisian (Pochman kick), 11:28, 4Q
WYO - Saraf 14-yard pass from Wallwork (Wedel to Grosskopf), 9:24, 4Q
BYU - Pochman 20-yard field goal, 00:00, 4Q
BYU - Pochman 32-yard field goal, (OT)

TEAM STATISTICS	WYO	BYU
FIRST DOWNS	17	19
RUSHING ATTEMPTS	29	36
RUSHING YARDS	85	104
PASSES A-C-I	34-16-3	37-26-0
PASSING YARDS	282	250

INDIVIDUAL STATISTICS

RUSHING LEADERS

WYOMING	ATT	YDS	BYU	ATT	YDS
Sexton	10	38	McKenzie	17	64

PASSING	ATT	COMP	INT	TD	YARDS
UW - Wallwork	34	16	3	2	282
BYU - Sarkisian	37	26	0	1	250





2004 PIONEER PUREVISION LAS VEGAS BOWL

WYOMING 24, UCLA 21

December 23, 2004 • Sam Boyd Stadium • Las Vegas, Nevada

Wyoming fans had been waiting 38 years for a night like this one. Not since Dec. 24, 1966, when the Wyoming Cowboys defeated Florida State by a score of 28-20 in the Sun Bowl had the University of Wyoming won a bowl game. But second-year Cowboy head coach Joe Glenn and his team would put an end to that streak with the biggest upset of the 2004 college bowl season.

The Pokes entered the 2004 Pioneer PureVision Las Vegas Bowl as 12.5-point underdogs to the UCLA Bruins. UCLA came into the game versus UW having nearly knocked off their archrival, eventual National Champion USC, in the final regular-season game of the season before losing 29-24.

Glenn's Cowboys showed from the opening kickoff that they had taken their head coach's words to heart – Wyoming wasn't just happy being in a bowl game, the Cowboys were there to win a bowl game.

UW took an early 3-0 lead when Deric Yaussi converted a 39-yard field goal to cap off a six-play, 73-yard drive with 5:57 remaining in the first quarter. On UCLA's next possession, Randy Tschanner forced a Bruin fumble, and Zach Morris recovered on the UCLA 25-yard line. It took Corey Bramlet and the Cowboy offense just three plays to convert the turnover into a 10-yard touchdown pass to Tyler Holden giving Wyoming a 10-0 lead with 4:11 left in the first quarter.

The second quarter belonged to the Bruins as they scored on TD drives of 56 and 30 yards to take a 14-10 halftime lead. UCLA extended their lead to 21-10 in the third quarter when they took their first possession of the second half on a 12-play, 80-yard touchdown march. The third quarter ended with the score UCLA 21, Wyoming 10.

As the fourth quarter began, Wyoming had the ball on its own 36-yard line with a second down and 11 yards to go for a first down. Following an 18-yard pass from Bramlet to Holden and rushes of 14 yards by Joseph Harris and nine yards by Bramlet, backup quarterback J.J. Raterink entered the game at quarterback. On second down and one from UCLA's 22-yard line, Raterink took the snap and tossed the ball to running back C.R. Davis on a sweep left. But it wasn't a sweep. Davis handed the ball to wide receiver Jovon Bouknight, who came around on a reverse. Bouknight running to his right then threw the ball to the end zone where Raterink made a diving catch to pull the Cowboys to within four points at 21-17 with 12:50 remaining in the game.

The Bruins next possession saw Wyoming cornerback Derrick Martin force a UCLA fumble, which he returned to the UCLA 17-yard line. It appeared as if the Pokes had the opportunity they had been looking for, but two plays later, Wyoming committed its only turnover of the day when Bramlet threw an interception at the goal line that was returned 48 yards by UCLA's Matt Clark.

With 9:55 now remaining in the game, UCLA drove down to the Wyoming 27-yard line where the Bruins set up for a 45-yard field goal by Justin Medlock. However, Medlock's kick fell short, and with only 5:53 left on the clock, Wyoming took over at its own 28-yard line.

On first and second down, Bramlet had two passes fall incomplete. It was third and ten from the 28, and the Cowboys' backs were against the wall. Bramlet dropped back on third down, and found Holden on a 24-yard completion to give

the Cowboys new life. Following an incompletion on first down, Bramlet hit back-to-back completions of 11 and nine yards to Bouknight and Dustin Pleasant to take the ball down to the UCLA 28. A rush by Joseph Harris went for no gain – it was now fourth down and one. The Cowboys had to gain one yard to keep their hopes alive. Wyoming's offensive line, led by senior center Trenton Franz, was able to lead Bramlet on a quarterback sneak to get the first down by inches. With a first down at the UCLA 27 and a little over a minute to go, Bramlet dropped back and looked for his favorite receiver – Bouknight. The pass fell incomplete, but interference was called on UCLA cornerback Matt Clark. After the 15-yard penalty was marked off, Wyoming had the ball on the UCLA 12-yard line.

It was then that the play Cowboy fans had been waiting for since 1966 finally happened. As Bramlet surveyed the field, he saw tight end John Wadkowski running down the middle of the UCLA defense. Bramlet let the ball go, and Wadkowski made one of the most remembered catches in Wyoming history in the end zone to give the Pokes a 23-21 lead. UW place-kicker Yaussi then connected on his 36th and final extra point of the season to give the Cowboys a 24-21 lead. UW was only 57 seconds away from victory.

After Yaussi's kickoff, UCLA had the ball at its own 22-yard line with 53 ticks left on the clock. UCLA gained seven yards on a first down pass play, followed by an eight-yard rush. It was now first and ten at the Bruin 37, but as UCLA quarterback David Koral dropped back, Wyoming defensive end Aaron Robbins fought through to sack Koral for a nine-yard loss. It was second and 19. After an incomplete pass, it was third down and 19. A complete pass for three yards left the Bruins with a fourth down and 16 yards to go at their own 31-yard line – only 18 seconds remained. Koral dropped back and threw the ball, but the pass was incomplete and Wyoming fans could breathe a sigh of relief with only 10 seconds remaining on the clock. UW ran one play, and the celebration began. The final score was Wyoming 24, UCLA 21. The Cowboys were Las Vegas Bowl champions.

Bramlet was named Pioneer PureVision Las Vegas Bowl MVP as he completed 20 of 34 passes for 307 yards and two touchdown passes. Bouknight and Holden each recorded 100-yard receiving days – Bouknight with 107 yards and Holden with 115 and a TD catch. Wyoming's offense accumulated 405 yards of total offense on the day. The Cowboy defense held UCLA to only 311 yards of total offense, and recorded a season high six sacks. Wyoming was led by middle linebacker Tschanner and strong safety Ron Rockett, who both had seven total tackles. Tschanner also forced one fumble and shared in a sack. Cowboy defensive end John Flora was credited with two sacks and three tackles for losses on the day. Defensive tackle Morris recovered one fumble and shared in a sack, while cornerback Derrick Martin forced one fumble, which he also recovered, had one sack and broke up one pass.

SCORING BY QUARTER

	1	2	3	4	FINAL
Wyoming	10	0	0	14	24
UCLA	0	14	7	0	21

SCORING SUMMARY

1 st	5:57	WYO	Yaussi, Deric, 39 yd field goal, 6 plays, 73 yards 3:31
	4:11	WYO	Holden, Tyler, 10 yd pass from Bramlet, Corey (Yaussi, Deric kick), 3 plays, 29 yards, 1:29
2 nd	7:58	UCLA	Taylor, Junior, 29 yd pass from Olson, Drew (Medlock, Justin kick), 5 plays, 56 yards, 2:03
	1:50	UCLA	Bragg, Craig, 17 yd pass from Koral, David (Medlock, Justin kick), 4 plays, 30 yards, 1:21
3 rd	7:11	UCLA	Bragg, Craig, 25 yd pass from Koral, David (Medlock, Justin kick), 12 plays, 80 yards, 5:43
4 th	12:50	WYO	Raterink, J.J., 22 yd pass from Bouknight, Jovon (Yaussi, Deric kick), 6 plays, 63 yards, 2:44
	0:57	WYO	Wadkowski, John, 12 yd pass from Bramlet, Corey (Yaussi, Deric kick), 10 plays, 72 yards, 3:05

INDIVIDUAL STATISTICS

RUSHING

Wyoming	Harris, Joseph 13-27; Davis, C.R. 1-16; Harrison, Ivan 5-16; Bouknight, Jovon 1-13; Bramlet, Corey 9-5; Team 1-minus 1.
UCLA	Drew, Maurice 25-126; Markey, Chris 5-20; White, Manuel 3-3; Olson, Drew 1-minus 9; Koral, David 8-minus 14.

PASSING

Wyoming	Bramlet, Corey 20-34-1-307; Raterink, J.J. 0-3-0-0; Bouknight, Jovon 1-1-0-22.
UCLA	Koral, David 7-12-0-89; Olson, Drew 6-12-0-96.

TEAM STATISTICS

	WYO	UCLA
First Downs	19	19
Rushes-Yards (Net)	30-76	42-126
Passing Yards (Net)	329	185
Passes (A/C/I)	38-21-1	24-13-0
Total Offense Plays/Yards	68-405	66-311
Fumble Returns-Yards	1-8	0-0
Punt Returns-Yards	1-1	3-31
Kickoff Returns-Yards	4-80	4-82
Interception Returns-Yards	0-0	1-48
Punts (Number-Avg.)	7-31.9	6-44.0
Fumbles-Lost	1-0	6-2
Penalties-Yards	11-114	10-84
Possession Time	30:11	29:49
Third-Down Conversions	4 of 14	5 of 15
Fourth-Down Conversions	1 of 1	0 of 1
Red-Zone Scores-Chances	2-5	1-1
Sacks by: Number-Yards	6-37	4-21





2009 NEW MEXICO BOWL

WYOMING 35, FRESNO STATE 28 (2 Overtimes)

December 19, 2009 • University Stadium • Albuquerque, New Mexico

Wyoming fans will never forget the 2009 New Mexico Bowl — the first overtime bowl game in Cowboy history.

It was a game filled with one big play after another. The Cowboys scored the first points of the game when freshman running back Alvester Alexander exploded for a 68-yard touchdown dash with 7:37 remaining in the first quarter.

Fresno state came back to tie the game in the second quarter when the nation's leading rusher, Ryan Mathews scored from four yards out.

Wyoming responded on its very next possession, engineering a 15-play, 95-yard drive that took 7:20 off the clock. The drive was keyed by runs of 13 yards from freshman quarterback Austyn Carta-Samuels and 17 yards from Alexander, as well as a 17-yard pass from Carta-Samuels to senior tight end Jesson Salyards. The final critical play of the drive came on a third-and-eight from the Fresno State 21-yard line. Carta-Samuels connected with senior wide receiver Greg Bolling on a TD strike to put the Pokes up 14-7 with only 4:55 remaining in the half.

The Bulldogs bounced back, driving 65 yards in 10 plays culminating with a 10-yard pass from quarterback Ryan Colburn to wide receiver Jamel Hamler, with only 33 seconds remaining in the half. The halftime score was tied at 14-14.

Fresno regained the lead on the first possession of the second half, scoring on a 43-yard TD pass. Wyoming pulled within four at 21-17 on a 40-yard field goal by freshman Ian Watts.

The Wyoming defense would then hold Fresno State scoreless on its next two possessions. After a three-and-out series of its own, Wyoming's final possession of the third quarter began at the Cowboy 13-yard line. On the seventh play of that drive, Carta-Samuels was intercepted by the Bulldogs' Chris Lewis at the Wyoming 33-yard line. Lewis returned the interception 27 yards to the Cowboy six. Two plays later, Mathews scored from five yards out, and the Bulldogs held a 28-17 lead with only 13:49 remaining in the game.

The Pokes' next possession began at its 32-yard line after a 29-yard kickoff return by James Caraway. Alexander got 15 yards on the first play of the drive, and Wyoming was quickly out to its own 47-yard line. Facing a third and 13 later in the drive, Carta-Samuels hit junior wide receiver Zach Bolger on a 30-yard pass completion down to the Fresno 26-yard line. A 14-yard rush by Alexander and a one-yard gain by fellow running back Brandon Stewart moved the ball down to the 11-yard line where Carta-Samuels hooked up with junior receiver David Leonard to pull UW to within five at 23-28. Head coach Dave Christensen decided to go for two points on the conversion to reduce the deficit to three points. Carta-Samuels found Bolling on the successful two-point conversion, and Wyoming drew within a field goal.

Following a 39-yard kickoff return by Fresno State to the Wyoming 48, Mathews carried on four straight plays for gains of 11, 6, 1 and 4 yards. But on that fourth carry, Cowboy senior defensive end Mitch Unrein ripped the ball out of Mathews hands and Unrein recovered the fumble at the Wyoming 26 to stop the potential go-ahead drive for Fresno State.

The Cowboys took over the ball with 8:08 remaining, and had to have at least a field goal to tie. It didn't look good for UW when Fresno forced them into a punting situation just four plays later. On fourth and two from his own 34-yard line, sophomore punter Austin McCoy was set to kick it back to FSU, but the Cowboys carried out the fake punt successfully with McCoy throwing a completion to Leonard for three yards and a first down. Another four plays later, UW was again facing fourth down and two. This time the Pokes lined up to go for it on fourth down, and Carta-Samuels carried for eight yards to the Fresno 47-yard line. The Cowboys were not to be denied when faced with a third fourth-down play on the drive — a fourth and four from the FSU 41 — Carta-Samuels came through with a six-yard run to the Fresno 35-yard line. After a loss of five yards, Bolger grabbed his second big pass of the day — a 20-yarder from Carta-Samuels — and that put the Pokes within field-goal range at the 20-yard line. Watts came with less than 30 seconds remaining, and calmly hit a 37-yard attempt to tie the game at 28-28 with only 19 seconds remaining.

After the Bulldogs received the kickoff, they took a knee on the final play in regulation, and the game was going to overtime.

Wyoming won the toss and elected to go on defense first. Fresno State was given the ball on Wyoming's 25-yard line. After six plays had moved the ball down to the Wyoming 10-yard line, it looked good for the Cowboys as they had forced FSU into a third down and five. Fresno QB Colburn, however, responded with a nine-yard run down to the Cowboy one-yard line. With the nation's leading runner in the backfield in Mathews and the Bulldogs having a first and goal at the Wyoming one-yard line, it wasn't looking good for the Brown and Gold.

It was then that the Cowboy defense recorded one of the most memorable moments in Wyoming Football history. On four straight plays, Fresno gave the ball to their outstanding running back Mathews, and on four straight plays the Cowboy defense denied him.

Wyoming had the ball and just needed to kick a field goal. The Pokes ran three plays down to the Fresno 22-yard line, and then brought in Watts for a 40-yard attempt, but he was unsuccessful on the kick. Time for a second overtime.

The Cowboys got the ball first in the second overtime, and on their fifth play of the series Carta-Samuels connected with Leonard in the back left corner of the end zone for their second TD of the day to give UW a 35-28 lead.

Fresno now had to score a touchdown to keep their hopes alive. On first down the Cowboys held Mathews to no gain. Colburn then threw two incompletions and the Bulldogs found themselves with a fourth down and five from the 20-yard line. Colburn dropped to pass, Wyoming got pressure and Colburn began to scramble but Wyoming's Brian Hendricks and Ghaali Muhammad combined on a sack of three yards and the Cowboys had won the 2009 New Mexico Bowl Championship.

SCORING BY QUARTER

	1	2	3	4	OT1	OT2	FINAL
Fresno State	0	14	7	7	0	0	28
Wyoming	7	7	3	11	0	7	35

SCORING SUMMARY

1st	07:37 WY - ALEXANDER, A. 68 yd run (WATTS, Ian kick), 1 play, 68 yards, 0:10
2nd	12:22 FS - Mathews, Ryan 4 yd run (Goessling, K. kick), 7 plays, 51 yards, 3:29 05:01 WY - BOLLING, Greg 21 yd pass from CARTA-SAMUELS, A (WATTS, Ian kick), 15 plays, 95 yards, 7:14 00:33 FS - Hamler, Jamel 10 yd pass from Colburn, Ryan (Goessling, K. kick), 10 plays, 65 yards, 4:22
3rd	13:06 FS - Hamler, Jamel 43 yd pass from West, Chastin (Goessling, K. kick), 6 plays, 71 yards, 1:49 08:19 WY - WATTS, Ian 40 yd field goal, 9 plays, 39 yards, 4:41
4th	13:59 FS - Mathews, Ryan 5 yd run (Goessling, K. kick), 2 plays, 6 yards, 0:46 10:15 WY - LEONARD, David 11 yd pass from CARTA-SAMUELS, A (BOLLING, Greg pass from CARTA-SAMUELS, A), 7 plays, 68 yards, 3:34 00:20 WY - WATTS, Ian 37 yd field goal, 19 plays, 54 yards, 7:48
OT	15:00 WY - LEONARD, David 13 yd pass from CARTA-SAMUELS, A (WATTS, Ian kick), 5 plays, 25 yards, 0:00

INTERCEPTIONS: Fresno State-Lewis, Chris 1-27.
Wyoming-None.

TEAM STATISTICS

	FRESNO STATE	WYO
FIRST DOWNS	19	26
RUSHES-YARDS (NET)	44-197	50-234
PASSING YDS (NET)	169	204

Passes Att-Comp-Int.	20-14-0	33-18-1
TOTAL OFFENSE PLAYS-YARDS	64-366	83-438
Fumble Returns-Yards	0-0	0-0
Punt Returns-Yards	2--2	1-5
Kickoff Returns-Yards	5-109	3-57
Interception Returns-Yards	1-27	0-0
Punts (Number-Avg)	3-46.3	3-37.3
Fumbles-Lost	2-2	1-0
Penalties-Yards	5-61	3-19
Possession Time	26:47	33:13
Third-Down Conversions	2 of 10	9 of 20
Fourth-Down Conversions	2 of 4	4 of 4
Red-Zone Scores-Chances	3-5	2-2
Sacks By: Number-Yards	2-9	3-5

RUSHING: Fresno State-Mathews, Ryan 31-144.
Wyoming-ALEXANDER, A. 12-137; CARTA-SAMUELS, A 19-71;
STEWART, Brandon 18-28; TEAM 1-minus 2.

PASSING: Fresno State-Colburn, Ryan 13-19-0-126.
Wyoming-CARTA-SAMUELS, A 17-31-1-201; BURKHALTER, T. 0-1-0-0;
MCCOY, Austin 1-1-0-3.

RECEIVING: Fresno State-Hamler, Jamel 7-85.
Wyoming-LEONARD, David 7-60; BOLGER, Zach 4-55; BOLLING, Greg 2-35;
BURKHALTER, T. 2-15; SALYARDS, Jesson 1-17; MCNEILL, Chris 1-14;
ALEXANDER, A. 1-8.



2011 GILDAN NEW MEXICO BOWL

WYOMING 15, TEMPLE 37

December 17, 2011 • University Stadium • Albuquerque, New Mexico

The 2011 season was an outstanding one for the University of Wyoming Cowboys. But the Temple Owls proved too much for the Cowboys on Saturday as Temple defeated Wyoming 37-15 in the 2011 Gildan New Mexico Bowl played at University Stadium in Albuquerque, N.M.

UW ended its season 8-5 overall and 5-2 in the Mountain West Conference, placing third in the MW behind TCU (11-2, 7-0) and Boise State (12-1, 6-1). Of Wyoming's five regular-season losses three came against ranked opponents or teams receiving votes. UW lost 14-38 at No. 9 Nebraska in Week Four of the season, lost to No. 7 Boise State (14-36) in Week 11 and lost 20-31 to TCU when the Horned Frogs were receiving votes in the national polls.

It was Wyoming's first eight-win season since 1998. The Cowboys' five conference wins and third-place finish in the Mountain West tied for their best finish since joining the conference in 1999. Temple concluded its season 9-4 overall and 5-3 in the Mid-American Conference.

Wyoming freshman quarterback Brett Smith completed 20 of 30 pass attempts for 127 yards and two touchdowns, but also threw three interceptions. His scoring tosses went to freshman running back Kody Sutton and freshman wide receiver Josh Doctson. Sutton's 14-yard touchdown late in the fourth quarter was his first career score as a Cowboy. Two of Smith's interceptions led to a Temple touchdown and field goal on the day.

Smith added 65 yards rushing. When combined with his 127 passing yards, he tallied 192 yards of total offense, which gave him 3,332 yards for the season. That ranks as the third best single-season total in school history.

Cowboy senior linebacker Brian Hendricks was credited with 13 tackles, moving him into No. 11 on UW's Career Tackle List. Hendricks finished his Wyoming career with 309 tackles, just two shy of tying for 10th place. Senior defensive end Gabe Knapton also had seven stops, giving him a total of 368 for his career. Knapton is fifth all-time in Cowboy history.

Temple scored two rushing touchdowns and added a third through the air in the first and second quarters to go up 21-0 with 10 minutes

remaining in the first half.

Wyoming answered with a 21-yard strike from Smith to Doctson to draw Wyoming closer, making it 21-7 with just 37 seconds to go in the first half.

But Temple scored on its next offensive play, as quarterback Chris Coyer threw a 61-yard pass to Rod Streater for the score and Temple took a 28-7 lead heading into halftime.

Smith's day was up and down, but his accomplishments over the year gave Cowboy coach Dave Christensen hope for the future.

"Not his best day," Christensen said. "But the great news is he's got three more years and he'll work extremely hard in the offseason. He'll bounce back. He always does.

"They (Temple) just played physically better than us. My hat's off to them. They're a good running team. They're a good football team."

The final stats showed Temple with 424 total yards to Wyoming's 267. The Owl's rushing attack accounted for 255 rushing yards vs. the Cowboys 140 yards on the ground.

Temple also won the turnover battle, intercepting three Wyoming passes. The Cowboys were unable to force a turnover by the Eagles.

The Cowboys' loss broke a two-game bowl winning streak. Wyoming defeated UCLA, 24-21, in the 2004 Las Vegas Bowl, and followed that up in the 2009 New Mexico Bowl by defeating Fresno State, 35-28 in double overtime. Wyoming's all-time bowl record now stands at 6-7 (.462).

SCORING BY QUARTER

	1	2	3	4	FINAL
Temple	7	21	3	6	37
Wyoming	0	7	0	8	15

SCORING SUMMARY

1st	08:41	TE	PIERCE, Bernard 1 yd run (McMANUS, B. kick)
2nd	14:28	TE	PIERCE, Bernard 1 yd run (McMANUS, B. kick)
	10:21	TE	BROWN, Matt 1 yd run (McMANUS, B. kick)
	00:37	WY	DOCTSON, Josh 21 yd pass from SMITH, Brett (SULLIVAN, Daniel kick)
	00:19	TE	STREATER, Rod 61 yd pass from COYER, Chris (McMANUS, B. kick)
3rd	01:22	TE	McMANUS, B. 34 yd field goal
4th	12:50	TE	McMANUS, B. 37 yd field goal
	03:22	TE	McMANUS, B. 34 yd field goal
	00:03	WY	SUTTON, Kody 14 yd pass from SMITH, Brett (SMITH, Brett rush)

TEAM STATISTICS	TEMPLE	WYO
FIRST DOWNS	23	17
RUSHES-YARDS (NET)	51-255	33-140
PASSING YDS (NET)	169	127
Passes Att-Comp-Int	12-8-0	30-20-3
TOTAL OFFENSE PLAYS-YARDS	63-424	63-267
Fumble Returns-Yards	0-0	0-0
Punt Returns-Yards	0-0	1-5
Kickoff Returns-Yards	3-37	3-79
Interception Returns-Yards	3-38	0-0
Punts (Number-Avg)	1-40.0	3-37.3
Fumbles-Lost	1-0	2-0
Penalties-Yards	7-55	5-56
Possession Time	32:33	27:27
Third-Down Conversions	8 of 13	5 of 14
Fourth-Down Conversions	1 of 1	5 of 5
Red-Zone Scores-Chances	6-6	2-2
Sacks By: Number-Yards	1-9	0-0

INDIVIDUAL STATISTICS

RUSHING:	Temple -	PIERCE, Bernard 25-100; COYER, Chris 12-71; BROWN, Matt 13-49.
	Wyoming -	SMITH, Brett 16-65; SUTTON, Kody 4-33; MILLER, Brandon 5-31; ALEXANDER, A. 7-17.
PASSING:	Temple -	COYER, Chris 8-12-0-169.
	Wyoming -	SMITH, Brett 20-30-3-127.
RECEIVING:	Temple -	JONES, Joe 3-26; RODRIGUEZ, Evan 2-52; EUGENE, Malcolm 2-30; STREATER, Rod 1-61.
	Wyoming -	RUFRAN, Dominic 9-24; DOCTSON, Josh 3-32; HERRON, Robert 3-31; STRATTON, Sam 2-13; SUTTON, Kody 1-14; ALEXANDER, A. 1-13; OGBONNA, Mazi 1-0.
INTS:	Temple -	GRIFFIN, K. 1-30; ROBEY, Anthony 1-8; KROBOTH, Kevin 1-0.
	Wyoming -	NONE
SACKS:	Temple -	ROBINSON, A. 0.5; BROWN, Levi 0.5.
	Wyoming -	NONE
TACKLES:	Temple -	WHITEHEAD, T. 11; JOHNSON, S. 10; KROBOTH, Kevin 5; GILDEA, Justin 5; ROBINSON, A. 5; BROWN, Morkeith 5
	Wyoming -	HENDRICKS, Brian 13; GIPSON, Tashaun 8; KNAPTON, Gabe 7; PURCELL, Mike 5; RUFF, Luke 5; TAUFASAU, Kurt 5



2016 POINSETTIA BOWL

WYOMING 21, BYU 24

December 21, 2016 • Qualcomm Stadium • San Diego, California

A furious comeback by the Cowboys fell short in a 24-21 loss to BYU in the Twelfth Annual Poinsettia Bowl in Qualcomm Stadium in San Diego, Calif. on Wednesday evening. In a rain soaked game that was Wyoming's first game on natural grass since last season, UW battled back to within three points at 24-21 with under two-minutes remaining after trailing 24-7. UW falls to 6-18 in their 14 Bowl appearances.

"We got more rhythm offensively in the second half of the game," UW head coach Craig Bohl said. "They have a big strong running back with a big offensive line making us really have to scrap defensively. We had an opportunity to win the game late, but came up short. We had a great belief we could win the ball game, but we just ran out of time."

Wyoming recorded 373 yards of total offense on the night with BYU recording 313. UW recorded 254 yards of offense in the second half, while only allowing 167 yards in the second stanza. BYU rushed for 216 yards on the evening with Jamaal Williams accounting for 210 of those yards.

Junior running back Brian Hill rushed for 93 yards on 26 carries. He finished the season with 1,860 yards. He now has 4,287 yards in his career at UW. He also has 35 career touchdowns after scoring Wyoming's first touchdown. He stands all alone in career rushing touchdowns at UW.

Senior Tanner Gentry grabbed seven catches for 113 yards. It was his 10th career game with over 100 yards receiving and his seventh this season. He finishes his career 2,815 yards ranking fifth all-time at UW. Gentry also grabbed two touchdowns. He has 20 touchdowns for his career tying for fourth all-time with former teammate Robert Herron.

Redshirt sophomore quarterback Josh Allen was 17-of-32 passing for 207 yards with two touchdowns and two interceptions. He tied Josh Wallwork for the season record for touchdowns responsible for with 35 this season.

Defensively, Sophomore Antonio Hull and redshirt freshmen Logan Wilson and Youhana Ghaifan tied for the team lead with six tackles. Senior Logan Wilson finished with four tackles. He had 344 career tackles passing Ward Dobbs for seventh in career tackles at Wyoming.

The Cougars got the first break of the contest on a miss handled snap by UW punter Ethan Wood, which resulted in a first and goal for the Cougars near the end of the first quarter. Quarterback Tanner Mangum capitalized on a three yard run to five the Cougars a 7-0 lead after one quarter of play.

The Pokes offense struggled in the first quarter recording only 50 yards of offense on 17 total plays. The Pokes recorded 31 of those yards on their first possession with a 28 yard reception by senior wide receiver Tanner Gentry highlighting the drive.

The Pokes got inside BYU territory after an interception and return of 20 yards by sophomore Andrew Wingard in the second quarter. The Cowboys failed to capitalize after a miss handled snap on a field goal try. The Cougars responded with a 11-play, 66 yard drive that lasted five minutes that ended in a 27-yard field

goal by Rhett Almond to increase BYU's advantage to 10-0 with 3:08 remaining in the opening half.

UW could not get on the board in the first half and went into the break trailing 10-0. It was the first time since Nov. 14 of last season against San Diego State that Wyoming was held scoreless in the first half.

The Pokes opened the second half on a mission with a 16-play, 60 yard drive that lasted a season-long 8:22. The drive was balanced with 31 rushing yards and 29 yards coming via the air attack of Allen. Sophomore Josh Harshman highlighted the drive with a fourth down reception for nine yards to the BYU 19 yard line. Hill punched in his touchdown from four yards out.

The Cougars responded with an eight play, 73-yard drive that ended with a Magnum pass to Tanner Balderree that was deflected by two Cowboy players in the back of the endzone. A 29-yard completion from Magnum to Nick Kurtz highlighted the BYU drive.

After an Allen interception that was returned to the BYU 45-yard line, the Cougars extended their lead to 24-7 on a 36-yard touchdown run by Jamaal Williams. He rushed with 46 yards rushing on the drive, as his 36-yarder was the longest of the contest for either team.

UW responded with another impressive drive that last over six minutes that featured 14 plays going 76 yards. The scoring drive ended with a nine yard touchdown pass from Allen to Gentry to cut the BYU lead to 24-14 with 7:35 remaining in the fourth quarter. Once again, another fourth down play highlighted the drive this time a 14-yard run by senior Shaun Wick to put the Pokes at the BYU 25-yard line.

After the Pokes' defense forced a BYU punt, Allen and the Cowboy offense put together a seven-play, 81-yard scoring drive that ended with a 23-yard touchdown pass from Allen to Gentry to make it a 24-21 contest with 2:11 remaining in the fourth quarter. Another clutch play by the Cowboy offense was featured this time on third down when Allen found senior Jake Maulhardt for a 22-yard reception to put UW inside the Cougars' 30-yard line.

The Cowboys defense stepped up once again forcing a three and out by the Cougars. Sophomore defensive end Kevin Prosser recorded a sack on third down for the Cowboys, as the Pokes got the ball back with 1:44 left on their 49-yard line.

The first play of the drive, Allen found Hill on a 20-yard reception, but the following play Allen was picked off by Kai Nacua and the Cougars knelled to earn the 24-21 win.

UW finishes the season with an 8-6 record. The Wyoming offense finished the season with 503 points. It was the second most in school history. UW scored 511 points in 1988.

SCORING BY QUARTER

	1	2	3	4	FINAL
Brigham Young	7	3	7	7	24
Wyoming	0	0	7	14	21

SCORING SUMMARY

1st	00:38	BYU	MANGUM, Tanner 3 yd run (ALMOND, Rhett kick)
2nd	03:08	BYU	ALMOND, Rhett 27 yd field goal, 11-66 5:24
3rd	06:35	WYO	HILL, Brian 4 yd run (ROTHER, Cooper kick)
	02:42	BYU	BALDERREE, Tann 5 yd pass from MANGUM, T. (ALMOND, R. kick)
4th	14:07	BYU	WILLIAMS, Jamaal 36 yd run (ALMOND, Rhett kick)
	07:35	WYO	GENTRY, Tanner 9 yd pass from ALLEN, Josh (ROTHER, Cooper kick)
	02:11	WYO	GENTRY, Tanner 23 yd pass from ALLEN, Josh (ROTHER, Cooper kick)

TEAM STATISTICS

	BYU	WYO
FIRST DOWNS	13	22
RUSHES-YARDS (NET)	35-216	46-166
PASSING YDS (NET)	96	207
Passes Att-Comp-Int	15-8-1	33-17-2
TOTAL OFFENSE PLAYS-YARDS	50-312	79-373
Fumble Returns-Yards	0-0	0-0
Punt Returns-Yards	3-12	3-6
Kickoff Returns-Yards	3-66	3-48
Interception Returns-Yards	2-34	1-20
Punts (Number-Avg)	5-39.6	5-37.8
Fumbles-Lost	1-1	1-0
Penalties-Yards	5-63	7-59
Possession Time	24:48	35:12
Third-Down Conversions	4 of 10	8 of 18

Fourth-Down Conversions	0 of 0	3 of 5
Red-Zone Scores-Chances	3-3	2-2
Sacks By: Number-Yards	0-0	1-11

INDIVIDUAL STATISTICS

RUSHING:	BYU - Young-WILLIAMS, Jamaal 26-210; CANADA, Squally 4-17 Wyoming - HILL, Brian 26-93; WICK, Shaun 13-55; ALLEN, Josh 6-38
PASSING:	BYU - MANGUM, Tanner 8-15-1-96 Wyoming - ALLEN, Josh 17-32-2-207
RECEIVING:	BYU - KURTZ, Nick 3-59; PEARSON, Colby 2-16; LAULU-PUTUTAU, M 1-11 Wyoming - GENTRY, Tanner 7-113; MAULHARDT, J. 2-33; HOLLISTER, T. 2-15
INTERCEPTIONS:	BYU - NACUA, Kai 1-20; LAKE, Dayan 1-14 Wyoming - WINGARD, Andrew 1-20
FUMBLES:	BYU - WILLIAMS, Jamaal 1-1 Wyoming - WOOD, Ethan 1-0
SACKS (UA-A):	BYU - None Wyoming - PROSSER, Kevin 1-0
TACKLES (UA-A):	BYU - LANGI, Harvey 10-6; PAU'U, Butch 7-4; WARNER, Fred 4-5 Wyoming - HULL, Antonio 5-1; WILSON, Logan 3-3; GHAIFAN, Y. 2-4; MALAUULU, S. 4-0; WACHA, Lucas 2-2; EPPS, Marcus 3-0; PROSSER, Kevin 3-0; GAFFORD, Rico 2-1; WINGARD, Andrew 2-1; MALUIA, Cassh 2-1



2017 POTATO BOWL

WYOMING 37, CENTRAL MICHIGAN 14

December 22, 2017 • Albertsons Stadium • Boise, Idaho

The Cowboys were clicking on all cylinders on Friday forcing a school record eight turnovers and scoring 37 points, the most in a Bowl Game in UW history in a 37-14 win over Central Michigan in the 21st Annual Famous Idaho Potato Bowl in Albertsons Stadium in Boise, Idaho. Junior quarterback Josh Allen was named the Most Valuable Player tossing three first quarter touchdowns. After the contest, Allen declared for the NFL draft in front of the Cowboy faithful.

"First of all thanks for the hospitality our team has received here in Boise," UW head coach Craig Bohl said. "It was a great win for us and put our team in a great position moving forward."

Allen finished the game 11-of-19 for 154 yards with three touchdowns. He opened the contest going 6-of-7 for 106 yards and three touchdowns in the opening quarter. Allen finishes his career ranking eighth in total yards at UW and eighth in career passing yards and fourth in total touchdowns with 57.

The Pokes finished the game as the current national leaders in turnovers this season with 38, passing Central Michigan, who led the nation heading into the contest. The eight turnovers was a Famous Idaho Potato Bowl record.

"We have been productive in takeaways this season and today was exceptional," Bohl said. "This team has been remarkable with takeaways and today topped it off."

Along with the eight turnovers, UW set a season-high with five sacks. Sophomore linebacker Logan Wilson added a team-high nine tackles with an interception and a forced fumble. Junior defensive end Carl Granderson recorded five tackles and a fumble recovery for a touchdown. Defensive tackle Youhanna Ghaifan tied a career-high with two sacks.

The Pokes held Central Michigan to 18 yards rushing and 364 yards of total offense. The Pokes recorded 275 yards of offense with 154 yards passing and 121 yards rushing. Redshirt sophomore Kellen Overstreet led UW with 85 rushing yards.

The Pokes got on the board first when Allen tossed a 23-yard strike to freshman wide out Jared Scott. It was Scott's second catch of the season and second touchdown pass. Allen's last touchdown pass before his injury was to Scott against Air Force. The Cowboys went five plays for 46 yards after the Pokes defense held the Chips deep in their territory on CMU's opening possession.

The Pokes added to their lead to make it a 14-0 game at the 4:38 mark of the first quarter when a scrambling Allen found sophomore speedster Austin Conway in the endzone. The Pokes' second touchdown of the game was set up by a strip sack from senior defensive end Nela Lolohea, his second-straight contest with a forced fumble.

Central Michigan wasted little time responding to UW's second tally with a 74-yard touchdown pass from Shane Morris to Jonathan Ward. The three play drive made it a 14-7 contest. It was the longest passing play given up by the Pokes this season.

Allen continued to sling it for the Pokes finding sophomore wide receiver CJ Johnson on a 45-yard hookup for a touchdown a little over a minute after the Chips

score to make it a 21-7 game for the most points in a quarter in Potato Bowl history.

The Pokes added to the lead after their second turnover, this time from Wilson inside CMU territory. Sophomore Cooper Rothe connected on a 27-yard field goal to make it a 24-7 game to open the second quarter. Rothe later added a 28-yarder to make it a 27-7 contest at the half.

The Pokes opened the second half with yet another interception for their fifth takeaway of the game. This time Tyler Hall recorded the pick. The Pokes would run 11 plays on the drive for 61 yards setting up a 20-yard field goal by Rothe to make it a 30-7 game with 5:15 left in the third quarter.

Central Michigan answered the Pokes field goal with a seven play, 65-yard drive that was capped by a touchdown from Ward from three yards out making it a 30-14 game with 3:08 remaining.

The Pokes added to the lead later with a 58-yard fumble returned for a touchdown by Granderson. It was the sixth turnover of the game and marked the second time a Pokes' defensive end has recorded a touchdown. Ghaifan forced the fumble on the stunt play, as it was the second forced fumble of the season for the defensive tackle. The touchdown gave UW a 37-14 lead with 11:23 left in the game.

The Cowboys added turnovers late with a fumble recovery from senior linebacker Jalen Ortiz and an interception by junior safety Marcus Epps.

The Pokes finished the season with an 8-5 record for back-to-back eight win seasons under head coach Craig Bohl.

SCORING BY QUARTER

	1	2	3	4	FINAL
Central Mich.	7	0	7	0	14
Wyoming	21	6	3	7	37

SCORING SUMMARY

1st	07:55	WYO	SCOTT, Jared 23 yd pass from ALLEN, Josh (ROTHER, Cooper kick)
	04:38	WYO	CONWAY, Austin 11 yd pass from ALLEN, Josh (ROTHER, Cooper kick)
	03:10	CMU	WARD, Jonathan 74 yd pass from MORRIS, Shane (ARMSTRONG, M. kick)
	01:09	WYO	JOHNSON, CJ 45 yd pass from ALLEN, Josh (ROTHER, Cooper kick)
2nd	13:48	WYO	ROTHER, Cooper 27 yd field goal
	04:57	WYO	ROTHER, Cooper 28 yd field goal
3rd	05:15	WYO	ROTHER, Cooper 20 yd field goal
	03:08	CMU	WARD, Jonathan 3 yd run (ARMSTRONG, M. kick)
4th	11:23	WYO	GRANDERSON, C. 58 yd fumble recovery (ROTHER, Cooper kick)

TEAM STATISTICS

	CMU	WYO
FIRST DOWNS	18	15
RUSHES-YARDS (NET)	27-18	42-121
PASSING YDS (NET)	346	154
Passes Att-Comp-Int	26-43-4	11-19-0
TOTAL OFFENSE PLAYS-YARDS	70-364	61-275
Fumble Returns-Yards	0-0	1-58
Punt Returns-Yards	3-10	2-15
Kickoff Returns-Yards	5-93	3-61
Interception Returns-Yards	0-0	4-22
Punts (Number-Avg)	3-38.0	6-36.8
Fumbles-Lost	6-4	0-0

Penalties-Yards

7-61	5-49
Possession Time	29:14
Third-Down Conversions	3 of 12
Fourth-Down Conversions	3 of 3
Red-Zone Scores-Chances	1-1
Sacks By: Number-Yards	3-18
	5-35

INDIVIDUAL STATISTICS

RUSHING:	CMU - WARD, Jonathan 12-29; POLJAN, Tony 4-15; ROSS, Romello 3-6 Wyoming - OVERSTREET, K. 21-85; WOODS, Trey 9-19; JOHNSON, CJ 1-16
PASSING:	CMU - MORRIS, Shane 23-39-4-329; POLJAN, Tony 3-4-0-17 Wyoming - ALLEN, Josh 11-19-0-154
RECEIVING:	CMU - WARD, Jonathan 7-109; CONKLIN, Tyler 7-98; CHAPMAN, Mark 5-70 Wyoming - JOHNSON, CJ 3-63; CONWAY, Austin 3-29; SCOTT, Jared 1-23
INTERCEPTIONS:	CMU - NONE Wyoming - WINGARD, Andrew 1-20; WILSON, Logan 1-3; EPPS, Marcus 1-0
FUMBLES:	CMU - MORRIS, Shane 2-2; HALL, Milo 1-0; CONKLIN, Tyler 1-1 Wyoming - NONE
SACKS (UA-A):	CMU - OSTMAN, Joe 2-0; APSEY, Trevor 0-1; DANNA, Mike 0-1 Wyoming - GHAIFAN, Y. 2-0; LOLOHEA, Nela 2-0; GRANDERSON, C. 1-0
TACKLES (UA-A):	CMU - FOUNTAIN, Malike 7-1; OLIVER, Michael 3-5 Wyoming - WILSON, Logan 8-0; GRANDERSON, C. 5-0; GHAIFAN, Y. 2-3



2019 ARIZONA BOWL

WYOMING 38, GEORGIA STATE 17

December 31, 2019 • Arizona Stadium • Tucson, Ariz.

The Wyoming Cowboys capitalized on turnovers and recorded a season-high 524 yards of total offense in a 38-17 win over Georgia State in the NOVA Home Loans Arizona Bowl in Arizona Stadium in Tucson. Sophomore running back Kazavian Valladay was named the Offensive MVP and senior safety Alijah Halliburton earned Defensive MVP honors. Valladay rushed for 204 yards for his six 100-yard rushing performance this season and second 200-yard game. He also added three receptions for a career-high 91 yards for a season-high 296 yards of all-purpose yardage. Valladay also scored a receiving and a rushing touchdown for the Cowboys. Halliburton added an interception that setup a score and finished the game with 11 tackles.

Freshman quarterback Levi Williams threw for a career-high 234 yards in his first career start. He added three touchdown passes for the most in a game since Josh Allen had three in the Famous Idaho Potato Bowl in 2017.

"He (Levi Williams) was composed, made a lot of big plays," said Bohl. "He had a couple of things that we wish we could have had back, but for a freshman or for any quarterback I thought he played with great poise and composure. And to say that Brent Vigen (Wyoming offensive coordinator) did a great job with him is an understatement. Some people may think it was a bold step, playing a freshman quarterback. It really wasn't, in effect. I thought it was the right move. It was great experience for him and we're glad that he's here."

Senior Logan Wilson added seven tackles in his final game for the Brown and Gold. The Wyoming native finished his career with 421 tackles and three-straight 100-tackle seasons.

When asked about what Wilson, a Casper, Wyo. native, has meant to the Wyoming football program, Bohl said, "I think it's a message for all our players. All our players are important, and they come from all different kinds of places. But time and time again, when I first got the job some people and some coaches said that you couldn't win with Wyoming players. I say we can't win without them. I had a chance to visit with Coach (Steve) Harshman (head coach at Casper's Natrona County High School) about that when his son Josh came into our program with Logan (Wilson). Logan has worked really hard to develop his skill set. And I think he's going to continue to play football at the next level. I guess it's a refreshing example for a lot of our youngsters that are in the state of Wyoming that you too can have an opportunity. Maybe you're not going to come in and do the things that Logan's done, but we're always going to look for players within the state. And it's sure been great to have guys that are within the state. I think Logan's really represented the state well."

Wyoming's passing attack featured seven different receivers who had catches on the day. Wyoming also finished the contest 11-of-17 on third-down conversions. The Cowboy defense held Georgia State to only 355 yards of total offense, which was nearly 100 yards below their season average.

Georgia State wasted little time getting on the board going 75-yards on six plays to open the game and took a 7-0 lead on a four-yard run from quarterback Dan Ellington. Ellington rushed for 45 yards on the opening drive to set up the score.

Wyoming got on the board the following drive with a 53-yard field goal by Cooper Rothe on the Cowboys' first possession. It was a career long field goal for Rothe. It was also the longest field goal by the Cowboys since a 57-yarder by Billy Vinnedge against Air Force in 2007. Rothe's field goal made it a 7-3 game with 9:01 remaining in the opening frame.

The Pokes stormed to the lead with a pair of scores in the closing minutes of the first quarter to take a 17-7 lead. Redshirt freshman Rome Weber picked up what looked to be a fumble but was later ruled an incomplete pass on a fourth-down attempt by Georgia State. That was followed up by Williams finding Austin Conway for Williams' first touchdown pass of his career and first touchdown catch of the season for Conway.

Wyoming's second score came less than two minutes later after senior safety Halliburton recorded his second interception of the season and returned it to the GSU 11-yard line. Williams found Valladay on an eight-yard pass for the score for Williams' second touchdown pass of the day.

The Panthers would add a field goal in the second quarter, and it looked like it would be a one-score game going into halftime, but a roughing the punter penalty against Georgia State would turn into a 51-yard touchdown pass from Williams to Ayden Eberhardt to make it a 24-10 game with 32 seconds remaining in the first half, and that would be the score as the half would come to an end.

The Cowboys took a 31-10 lead on a one-yard touchdown run from Valladay with 8:12 left in the third quarter. Valladay set up the score for the Brown and Gold with a 63-yard reception, which was the longest of the season for the Cowboys.

Georgia State responded with a score less than a minute later, as Ellington found Cornelius McCoy for a 44-yard strike to make it a 31-17 contest. Wyoming's defense recorded a pair of fourth-down stops against the Georgia State offense after the Panthers reached the red zone twice in the fourth quarter. Williams added a touchdown run for Wyoming with 1:21 remaining in the game to give the Pokes a 38-17 bowl victory.

Wyoming finished the season with an 8-5 overall record tying for the most wins in the Craig Bohl Era with the 2016 (8-6) and 2017 (8-5) campaigns. The Cowboys are now 8-8 all-time in bowl games, and have won back-to-back bowl contests, including a win in 2017 in the Famous Idaho Potato Bowl. That marks the first back-to-back bowl victories for the Cowboys since wins in the 2004 Las Vegas Bowl and 2009 New Mexico Bowl.

SCORING BY QUARTER

	1	2	3	4	FINAL
Georgia State	7	3	7	0	17
Wyoming	17	7	14	0	38

SCORING SUMMARY

1st	12:59	GSU	Ellington, Dan 4 yd run (Wright, Brandon kick), 6-75 2:01, GSU 7 - WYO 0
	09:01	WYO	ROTHE, Cooper 53 yd field goal, 11-39 3:58, GSU 7 - WYO 3
	02:12	WYO	CONWAY, Austin 18 yd pass from WILLIAMS, Levi (ROTHE, Cooper kick), 3-38 0:47, GSU 7 - WYO 10
	00:35	WYO	VALLADAY, X. 8 yd pass from WILLIAMS, Levi (ROTHE, Cooper kick), 3-11 1:27, GSU 7 - WYO 17
2nd	09:31	GSU	Wright, Brandon 25 yd field goal, 13-57 6:04, GSU 10 - WYO 17
	00:32	WYO	EBERHARDT, A. 51 yd pass from WILLIAMS, Levi (ROTHE, Cooper kick), 6-60 1:29, GSU 10 - WYO 24
3rd	08:12	WYO	VALLADAY, X. 1 yd run (ROTHE, Cooper kick), 5-86 2:18, GSU 10 - WYO 31
	07:43	GSU	McCoy, C. 44 yd pass from Ellington, Dan (Wright, Brandon kick), 2-75 0:29, GSU 17 - WYO 31
	01:21	WYO	WILLIAMS, Levi 6 yd run (ROTHE, Cooper kick), 4-74 1:41, GSU 17 - WYO 38

TEAM STATISTICS

	GSU	WYO
FIRST DOWNS	16	24
RUSHES-YARDS (NET)	38-199	47-290
PASSING YDS (NET)	156	234
Passes Att-Comp-Int	27-13-1	26-11-1
TOTAL OFFENSE PLAYS-YARDS	65-355	73-524
Fumble Returns-Yards	0-0	0-0
Punt Returns-Yards	1-4	2-11
Kickoff Returns-Yards	0-0	2
Interception Returns-Yards	1-25	1-23

Punts (Number-Avg)

	5-37.2	2-38.0
Fumbles-Lost	1-0	2-2
Penalties-Yards	5-56	1-10
Possession Time	26:09	33:51
Third-Down Conversions	3 of 13	11 of 17
Fourth-Down Conversions	1 of 4	0 of 0
Red-Zone Scores-Chances	2-4	4-5
Sacks By: Number-Yards	1-11	0-0

INDIVIDUAL STATISTICS

RUSHING: Georgia State-Ellington, Dan 14-70; Barnett, Tra 15-64; Coates, Destin 7-59; Gentry, Devin 1-6; Payne, Aubry 1-0. **Wyoming-VALLADAY, X.** 26-204; WILLIAMS, Levi 12-53; BRENTON, Brett 6-30; BURROUGHS, J. 2-5; TEAM 1-minus 2.

PASSING: Georgia State-Ellington, Dan 13-26-1-156; Harvey, K. 0-1-0-0.

Wyoming-WILLIAMS, Levi 11-26-1-234.

RECEIVING: Georgia State-McCoy, C. 5-78; Carter, Roger 3-43; Gentry, Devin 3-32;

Barnett, Tra 2-3. **Wyoming-VALLADAY, X.** 3-91; ISMAIL JR, R. 3-80; EBERHARDT, A.

1-51; CONWAY, Austin 1-18; CROW, Dontae 1-15; HARSHMAN, Josh 1-5; OKWOLI, John

1-4.

TACKLES (UA-A): Georgia State-StephensMcQueen 7-3; Stone, Cedric 5-1 **Wyoming-HALLIBURTON, A.** 9-2; WILSON, Logan 7-0; BYRD, Solomon 3-2; MALUIA, Cassh 3-1; MORA, Mario 2-1; CRALL, Garrett 2-1; WEBER, Rome 2-0; HEARN, Azizi 2-0; Murry, Jordan 1-1; GANDY, Esaias 1-1;



2021 POTATO BOWL

WYOMING 52, KENT STATE 38

December 21, 2021 • Albertsons Stadium • Boise, Idaho

The Wyoming Cowboys concluded their 2021 season with their biggest offensive performance of the season, scoring 52 points in a 52-38 win over Kent State in the Famous Idaho Potato Bowl on Tuesday in Boise, Idaho. The 52 points were the most Wyoming had ever scored in a bowl game and were the most UW had scored this season.

It was Wyoming's third consecutive bowl victory and second Potato Bowl Championship, having also won the 2019 NOVA Home Loans Arizona Bowl and the 2017 Famous Idaho Potato Bowl.

Wyoming's offensive attack was led by quarterback Levi Williams, who scored four rushing touchdowns and threw for a fifth TD while rushing for an even 200 yards and completing 9 of 11 passes for 127 yards and no interceptions. Williams became the first quarterback in college bowl history to rush for 200 yards, score four rushing touchdowns and pass for one TD in a bowl game. He also tied the Famous Idaho Potato Bowl record of four rushing TDs and set a Potato Bowl record for rushing touchdowns by a quarterback. Williams was named the MVP of the game.

The 200 rushing yards was a single-game career-high for Williams. It was the second 100-yard rushing game of Williams career and his first 200-yard rushing game. He had 116 rushing yards in a home win over Colorado State earlier this season. Williams also rushed for the most touchdowns in a single game by a Cowboy since Alvester Alexander had five against Colorado State on Nov. 20, 2010.

Running back Xazavaian Valladay became only the fourth Wyoming Cowboy in the 125-year history of Cowboy Football to record two 1,000-yard rushing seasons. His 87 rushing yards against Kent State gave him 1,071 rushing yards this season. He rushed for 1,265 yards in the 2019 season. Only Brian Hill (1,860 yards in 2016 and 1,631 in 2015), Ryan Christopherson (1,455 in 1994 and 1,042 in 1993) and Dabby Dawson (1,119 in 1988 and 1,005 in 1989) had rushed for over 1,000 yards in multiple seasons prior to Valladay. Valladay also added a three-yard TD run in the win over Kent State.

The Pokes' other two touchdowns were scored by wide receiver Isaiah Neyor, who caught a 42-yard TD pass from Williams, and by running back Trey Smith, who scored on a 49-yard touchdown run -- the first of the 2021 season for

Smith. Neyor led the Cowboys in receiving in the game, catching five passes for 87 yards. Wyoming's remaining points were scored by place-kicker John Hoyland, who kicked a career long field goal of 44 yards.

Cowboy linebacker Chad Muma recorded his 11th double-figure tackle game of the 2021 season, with 13 against the Golden Flashes, including a half sack. That improved his season total to 142 tackles, which ranks as the fourth best single-season total in Wyoming school history. Only linebacker Galand Thaxton (158 tackles in 1986 and 143 in 1987) and free safety John Salley (143 in 1982) have ever had more tackles in a single season in Wyoming history.

Other Cowboy defenders who had excellent days in the win over Kent State were linebacker Easton Gibbs, with 11 tackles; nose tackle Cole Godbout, who was credited with a career best 10 tackles and 1.0 sack; free safety Isaac White had seven tackles and 1.0 sack and defensive end Garrett Crall recorded 1.5 sacks.

This year's bowl invitation marked the fourth time in six seasons that Wyoming had earned a bowl bid. That is a first in the 125-year history of Cowboy Football. The previous best for the Wyoming Football program was four bowl game appearances in seven seasons from 1987 to 1993.

Head coach Craig Bohl becomes the first head coach in Wyoming Football history to take four Cowboy teams to bowl games. Bohl was previously tied with UW Athletics Hall of Fame Coach Paul Roach, with both coaches having taken three Wyoming teams to bowl games.

Bohl also recorded his third bowl victory as Wyoming's head coach. He improved his Wyoming record for bowl wins as a head coach. He is the only Cowboy head coach in history to capture three bowl victories -- the 2017 Famous Idaho Potato Bowl, the 2019 NOVA Home Loans Arizona Bowl and the 2021 Famous Idaho Potato Bowl.

SCORING BY QUARTER

	1	2	3	4	FINAL
Kent State	14	10	0	14	38
Wyoming	7	14	14	17	52

SCORING SUMMARY

1st	07:06	WYO	Williams, Levi 5 yd run (Hoyland, John kick), 9-67 4:19, GOLDEN 0 - WYO 7
	06:52	GOLDEN	Cephas, Dante 80 yd pass from (Glass, Andrew kick), 1-80 0:09, GOLDEN 7 - WYO 7
	00:54	GOLDEN	Crum, Dustin 12 yd run (Glass, Andrew kick), 11-71 3:49, GOLDEN 14 - WYO 7
2nd	12:21	GOLDEN	Glass, Andrew 36 yd field goal, 6-49 2:28, GOLDEN 17 - WYO 7
	05:39	WYO	Williams, Levi 50 yd run (Hoyland, John kick), 4-77 1:50, GOLDEN 17 - WYO 14
	01:42	WYO	Neyor, Isaiah 42 yd pass from (Hoyland, John kick), 5-74 2:22, GOLDEN 17 - WYO 21
	00:24	GOLDEN	Poke, Ja'Shaun 3 yd pass from (Glass, Andrew kick), 6-75 1:18, GOLDEN 24 - WYO 21
3rd	10:28	WYO	Williams, Levi 27 yd run (Hoyland, John kick), 8-73 4:26, GOLDEN 24 - WYO 28
	02:42	WYO	Valladay, Xazavi 3 yd run (Hoyland, John kick), 9-76 4:34, GOLDEN 24 - WYO 35
4th	12:49	WYO	Williams, Levi 80 yd run (Hoyland, John kick), 1-80 0:12, GOLDEN 24 - WYO 42
	11:13	GOLDEN	Crum, Dustin 6 yd pass from (Glass, Andrew kick), 4-71 1:29, GOLDEN 31 - WYO 42
	07:29	WYO	Hoyland, John 44 yd field goal, 7-43 3:39, GOLDEN 31 - WYO 45
	03:11	WYO	Smith, Trey 49 yd run (Hoyland, John kick), 2-62 0:52, GOLDEN 31 - WYO 52
	02:54	GOLDEN	Walker, Devontez 73 yd pass from (Glass, Andrew kick), 1-73 0:11, GOLDEN 38 - WYO 52

TEAM STATISTICS

	KSU	WYO
FIRST DOWNS	29	22
RUSHES-YARDS (NET)	50-319	53-411
PASSING YDS (NET)	337	127
Passes Att-Comp-Int	28-18-0	11-9-0
TOTAL OFFENSE PLAYS-YARDS	78-656	64-538
Fumble Returns-Yards	0-0	0-0
Punt Returns-Yards	0-14	0-0
Kickoff Returns-Yards	7-157	6-106
Interception Returns-Yards	0-0	0-0
Punts (Number-Avg)	1-26.0	3-44.0
Fumbles-Lost	0-0	1-0
Penalties-Yards	12-95	7-74
Possession Time	28:50	31:10

Third-Down Conversions

Fourth-Down Conversions

Red-Zone Scores-Chances

Sacks By: Number-Yards

INDIVIDUAL STATISTICS

RUSHING: KSU - Cooper, Marquez 24-125; Bradford, Bryan 8-109; Crum, Dustin
Wyoming - Williams, Levi 16-200; Valladay, Xazavi 19-86; Smith, Trey 8-73

PASSING: KSU - Crum, Dustin 16-26-0-265; Schlee, Collin 2-2-0-72.
Wyoming - Williams, Levi 9-11-0-127

RECEIVING: KSU - Johnson, Nykeim 7-101; Cephas, Dante 4-116; Poke, Ja'Shaun 2-9
Wyoming - Neyor, Isaiah 8-57; Christensen, P. 2-23; Cobbs, Joshua

2-17.

INTERCEPTIONS: KSU - NONE
Wyoming - NONE

FUMBLES: KSU - None
Wyoming - Neyor, Isaiah 1-0

SACKS (UA-A): KSU - None
Wyoming - None

TACKLES (UA-A): KSU - Clark, Dean 8-5; Lawrence-Burke, 6-2; Pierre, Marvin 4-3; Musolino, AJ 4-2;
Davis, Saivon 4-2; Huntington, Adin 3-2; Holmes, C.J. 3-1
Wyoming - Muma, Chad 5-8; Gibbs, Easton 4-7;
Godbout, Cole 8-2; White, Isaac 6-1; Weber, Rome 6-1; Jones, Victor 3-2; Hearn, Azizi
3-1; Bertagnole, J. 3-0; Crall, Garrett 2-1; Harsh, Sebastian 2-0; Cordon, C.J.

collegepressbox
SINCE 2005 EVERYTHING BUT THE PREGAME MEAL

2023

NATIONAL CHAMPIONSHIP

131 Teams

10 Conferences

42 Bowls

25 Awards

collegepressbox is the official
media website for Division I football

Access and download game notes, quotes, statistics, media guides,
headshots, logos and more for all FBS schools, conferences,
postseason games, awards and the College Football Playoff

**For access, please register for an account at:
collegepressbox.com/register**

 [collegepressbox](https://twitter.com/collegepressbox)

 [collegepressboxvideo](https://www.youtube.com/collegepressboxvideo)