



# DUQUESNE FOOTBALL

## 2022 GAME NOTES

ASSISTANT DIRECTOR OF MEDIA RELATIONS (FOOTBALL): ANDREW WOODLEY // WOODLEYA@DUQ.EDU // [O]: 412.396.5376 // [C]: 724.815.5684

### THE UNIVERSITY

Name of School	Duquesne University
Street Address	600 Forbes Avenue
Location	Pittsburgh, Pa. 15282
Founded	1878 by the Holy Ghost Fathers
Enrollment	8,333
Nickname	Dukes
School Colors	Red and Blue
Stadium	Arthur J. Rooney Field (2,200)
Playing Surface	FieldTurf
Affiliation	NCAA Football Championship Subdivision (FCS)
Conference	Northeast Conference (NEC) / 15th season
President	Ken Gormley (Pittsburgh '77)
Athletics Director	Dave Harper (Wright State '92)
Athletic Dept. Phone	412.396.6565
Ticket Office Phone	412.232.DUKE (3853)
University Website	www.duq.edu
Athletics Website	www.GoDuquesne.com

### THE TEAM

2021 Record	7-3 (5-2 NEC)
NEC All-Time Record	57-36
NEC All-Time Home/Road Record	32-15/25-21
NEC Titles	2011, '13, '15, '16, '18
NCAA FCS Playoffs	2015, '18
Basic Offense	Multiple
Basic Defense	3-4 Multiple
Position Starters Returning/Lost	10/12
Specialists Returning/Lost	3/0
2021 All-NEC Returning/Lost	5/5

### THE COACH

Head Coach	Jerry Schmitt (Westminster '83)
Overall Record (23rd year)	138-94 (.597)
Record at Duquesne (18th year)	110-73 (.604)

### ASSISTANT COACHES & SUPPORT STAFF

Anthony Doria	Offensive Coordinator/QBs
Mike Craig	Defensive Coordinator
Scott Farison	Co-Defensive Coordinator/ILBs
Kory Gribbin	Special Teams Coordinator/Safeties
Mike Silianoff	Asst. Head Coach/Offensive Line
Luke Smith	WRs/Director of Operations
Larry McCoy	Running Backs
Hunter Geisel	Tight Ends
Greg Perry	Offensive Assistant
Darnel Richardson	Defensive Backs
Reggie Wells, Jr.	Defensive Line
Mike Fuhrman	Outside Linebackers
Josh Marlow	Head Equipment Manager
Anthony Longo	Strength & Conditioning Coach
Steven Labate	Athletic Trainer
Kate Ashcraft	Athletic Trainer

### SOCIAL MEDIA

Duquesne Football - Twitter	@DuqFB
Duquesne Football - Instagram	@DuqFB
Duquesne Athletics - Twitter	@GoDuquesne
Duquesne Athletics - Instagram	@GoDuquesne



## DUQUESNE DUKES

<b>2022 Record</b>	1-2, 0-0 NEC
<b>Last Game</b>	Sept. 10, 2022 Dukes 34, Thomas More 14
<b>Head Coach</b>	Jerry Schmitt
<b>Career Record</b>	138-94 (23rd season)
<b>Record at DUQ</b>	110-73 (18th season)
<b>Alma Mater</b>	Westminster PA '83

### DUQUESNE LEADERS

<b>Rushing</b>	Billy Lucas 39 att, 183 yds, 2 TD
<b>Passing</b>	Joe Mischler 47-81, 586 yds, 5 TD
<b>Receiving</b>	Dwayne Menders, Jr. 17 rec, 275 yds, 1 TD
<b>Tackling</b>	Tim Lowery 20 tkl, 17 solo, 1.0 TFL
<b>Sacks</b>	Todd Hill 2.5 sacks, 12 tkl, 4.5 TFL
<b>Interceptions</b>	Three tied 1 INT
<b>Special Teams</b>	Brian Bruzdewicz 2-5 FG, Long: 37 yds

### GAME 4

**SATURDAY, SEPT. 17, 2022**  
**6 PM HT (12 AM ET)**  
**HONOLULU, O'AHU**  
**CLARENCE T.C. CHING FIELD**

**Watch:** Spectrum Sports  
Kanoa Leahey (xpx)  
Rich Miano (analyst)  
Scott Robbs (sideline)  
**Listen:** BIG 104.7 FM (HD 2) /  
ESPN 970 AM / iHeart Radio  
Alex Panormios (xpx)  
Tad Maurey (analyst)  
**Live Stats:** stats.statbroadcast.  
com/broadcast/?id=409785  
**Twitter:** @DuqFB

### SERIES HISTORY

<b>Overall</b>	HAW leads, 1-0
<b>In Pittsburgh</b>	Series tied 0-0
<b>In Honolulu</b>	HAW leads, 1-0
<b>Schmitt vs. HAW</b>	0-1
<b>Chang vs. DUQ</b>	0-0

### THIS DAY IN @DUQFB HISTORY

**9/17/16: DUQ 34, Dayton 20**

The Dukes scored 24-straight points to rally past Dayton. **AJ Hines** ran for 189 yards, but **Christian Kuntz** was the big story. He finished with six tackles for loss, including three sacks. No DU player has had more than four tackles for loss in a game since.



## HAWAII RAINBOW WARRIORS

<b>2022 Record</b>	0-3, 0-0 Mountain West
<b>Last Game</b>	Sept. 10, 2022 No. 4 Michigan 56, Hawai'i 10
<b>Head Coach</b>	Timmy Chang
<b>Career Record</b>	0-3 (1st season)
<b>Record at HAW</b>	Same
<b>Alma Mater</b>	Hawai'i '04

### HAWAII LEADERS

<b>Rushing</b>	Dedrick Parson 40 att, 139 yds, 2 TD
<b>Passing</b>	Brayden Schager 40-68, 391 yds, 0 TD
<b>Receiving</b>	Jonah Panoke 11 rec, 150 yds, 0 TD
<b>Tackling</b>	Penei Pavihi 16 tkl, 10 solo, 0.5 TFL
<b>Sacks</b>	Blessman / Tuitupou 1.0 sacks, 1.0 TFL
<b>Interceptions</b>	Edwards III / Hausman 1 INT
<b>Special Teams</b>	Matthew Shipley 3-3 FG, Long: 40 yds

### OPENING KICKOFF

- The Dukes wrap-up non-conference play with a road game at FBS Hawai'i. The game, which will kick-off in the Aloha State at 6:00 p.m., will kick-off locally in Pittsburgh on Sunday, Sept. 18 at midnight due to the six-hour time change.

- The contest will be Duquesne's second trip to Hawai'i all-time (2018). It is also only the second trip west of the Rocky Mountains since 1947, when the Dukes traveled to take on San Francisco. Other than Hawai'i, the furthest Duquesne has traveled since moving to the FCS level in 1993 was to Thibodaux, Louisiana to face Nicholls State in 2009 (955 miles).

- Duquesne's matchup with Hawai'i marks the second FBS opponent for the Dukes this season (Florida State) and the seventh all-time. Duquesne is 1-5 against FBS opponents and is the only NEC school to ever take down an FBS foe when it defeated Ohio last season.

- The Duquesne defense has not allowed a passing touchdown through its last five games dating back to last season. All 12 touchdowns allowed this year have come on the ground. Hawai'i does not have a passing touchdown through three games this season.

- The Dukes, led by 18th-year head coach **Jerry Schmitt**, have enjoyed a great deal of success in NEC play, claiming five conference titles since 2011.

### 2022 SCHEDULE



**AT FLORIDA STATE**  
AUG. 27  
L, 7-47  
ACC NETWORK



**AT YOUNGSTOWN STATE**  
SEPT. 3  
L, 14-31  
ESPN+



**THOMAS MORE**  
SEPT. 10  
W, 34-14  
NEC FRONT ROW



**AT HAWAII**  
SEPT. 17  
6:00 PM HT  
SPECTRUM SPORTS



**AT STONEHILL\***  
SEPT. 17  
12:00 PM ET  
ESPN3



**MERRIMACK\***  
OCT. 8  
1:00 PM ET  
ESPN3



**AT CCSU\***  
OCT. 22  
12:00 PM ET  
NEC FRONT ROW



**LIU\***  
OCT. 29  
12:00 PM ET  
NEC FRONT ROW



**SACRED HEART\***  
NOV. 5  
12:00 PM ET  
NEC FRONT ROW



**AT SAINT FRANCIS\***  
NOV. 12  
12:00 PM ET  
NEC FRONT ROW  
//ESPN3



**WAGNER\***  
NOV. 19  
12:00 PM ET  
NEC FRONT ROW  
//ESPN3



- Duquesne won a share of the league crown in 2011, 2013, 2016 and 2018 while capturing the outright title in 2015. Duquesne earned the NEC's automatic bid to the FCS playoffs in both 2015 and 2018.

- The Dukes are 32-10 in NEC action since the beginning of the 2015 season, including a 15-4 ledger at Rooney Field.

- DU has recorded 77 wins since 2011, at least nine more victories than any other NEC team. In addition, the Dukes' 48 conference wins in that time span are the most in the league.

### DUKES AGAINST THE FBS

- The Dukes will take on their second Football Bowl Subdivision (FBS) opponent in the same season for the fourth time in the last five years. Duquesne faced both UMass and Hawai'i to start the 2018 season. The Dukes were slated to travel to Air Force and Coastal Carolina in 2020, but the fall season was postponed. Last season DU traveled to both TCU and Ohio.

- Duquesne became the first NEC member to defeat a FBS opponent with their 28-26 victory at Ohio last season. The Dukes were previously 0-4 against FBS foes heading into the matchup in Athens.

- The Dukes dropped their season opening Week Zero game at Florida State, 47-7.

- The Dukes are currently slated to travel to both West Virginia (Big 12) and Coastal Carolina (Sun Belt) in 2023.

### NOTABLES

- Of the 114 FCS teams, the Dukes are one of 33 to not lose a fumble this season. Duquesne led the FCS with just two fumbles lost last season.

- Duquesne is tied for the FCS lead with seven takeaways. DU has forced turnovers in all three games this season, including a **Ryan Webb** interception at Florida State.

- Running back **Billy Lucas** was named a "NEC Primetime Performer" on Monday for his play in the team's win over Thomas More. The Erie, Pennsylvania native rushed for 136 yards and two touchdowns against the Saints. He was one yard shy of his career high and averaged 7.2 yards on 19 carries.

- **Dwayne Menders, Jr.** hauled in eight receptions for a career-best 165 yards and one touchdown. Menders' previous career-high was 146 yards receiving while playing for Marist in a game versus Bryant last season. Menders became the first Dukes' wide out with over 150 yards receiving since **Cyrus Holder** went for 211 versus LIU on March 21, 2021.

- Menders' 67-yard catch-and-run touchdown was the longest completion by a Dukes' receiver since **Ryan Iacone** hauled in a 68-yard touchdown pass in the 2021 home-opener versus Virginia-Lynchburg.

- Wide receiver **Abdul Janneh** was named the NEC Offensive Player of the Week following the team's loss at Youngstown State on Sept. 3. He led the Dukes with eight catches for 121 yards and two touchdowns in that setback.

- Janneh's eight receptions at Youngstown State were the most by a Duquesne receiver since **Cyrus Holder** made eight catches in the Spring 2021 NEC Championship Game versus Sacred Heart. **Dwayne Menders, Jr.** equaled that reception total this past Saturday in the win over Thomas More.

### THE SERIES

- This is Duquesne's second trip all-time out to the Aloha State. The Dukes lost the first-ever meeting with the Rainbow Warriors in 2018, 42-21.

- Duquesne forced three first-quarter Hawaii miscues and jumped out to a 14-0 lead, before the up-tempo Hawai'i offense scored 35-straight points to pull away for the win at Aloha Stadium.

### THE COACHES

#### Duquesne: Jerry Schmitt (18th season / 110-73 at Duquesne)

- Head coach **Jerry Schmitt** is in his 18th season at the helm of the Duquesne program. He became the Dukes' all-time winningest coach in 2019 with a 30-21 victory over Saint Francis U for his 98th win as Duquesne's head coach. Schmitt passed Greg Gattuso (1993-2004) for the most wins in program history.

- Schmitt posted his 100th win at Duquesne with the Dukes' victory at Wagner during the spring 2021 season. He is one of 10 active coaches with 100 FCS wins at their current school.

#### Hawai'i: Timmy Chang (1st season / 0-3 at Hawai'i)

- Former record-setting Hawai'i quarterback Timmy Chang was named head coach on Jan. 22, 2022. A four-year starter for Hawai'i from 2000-04, Chang set the NCAA's all-time passing (17,072) and total offense (16,910) records

- Prior to returning to his alma mater, Chang spent five seasons as the wide receivers and tight ends coach at Nevada.

### DUQUESNE'S RECORD IN 2022 WHEN...

At home:	1-0
On the road:	0-2
Night games (6 p.m. or later):	0-1
Day games:	1-1
vs. nationally-ranked teams:	0-0
vs. NEC opponents:	0-0
vs. non-conference opponents:	0-2

In August:	0-1
In September:	1-1
In October:	0-0
In November:	0-0

Dukes score on 1st possession:	0-1
Opp. scores on 1st possession:	0-1
Dukes score first:	1-1
Opponent scores first:	0-1

Dukes lead after 1st quarter:	0-0
Opp. leads after 1st quarter:	0-1
Tied after 1st quarter:	1-1
Dukes lead at halftime:	1-0
Opp. leads at halftime:	0-2
Tied at halftime:	0-0
Dukes lead after 3rd quarter:	1-0
Opp. leads after 3rd quarter:	0-2
Tied after 3rd quarter:	0-0
Overtime:	0-0

Dukes have more total yards:	1-0
Opp. has more total yards:	0-2
Dukes have more rushing yards:	1-0
Opp. has more rushing yards:	0-2
Dukes have more passing yards:	1-1
Opp. has more passing yards:	0-1

Win turnover battle:	0-1
Lose turnover battle:	0-1
Even turnovers:	1-0

Dukes have fewer penalty yards:	0-2
Opp. has fewer penalty yards:	1-0
Dukes lead time of possession:	1-0
Opp. leads time of possession:	0-2

Dukes have 100-yard rusher:	1-0
Opp. has 100-yard rusher:	0-2
Dukes have 300-yard passer:	0-0
Opp. has 300-yard passer:	0-0
Dukes have 100-yard receiver:	1-1
Opp. has 100-yard receiver:	0-0

Scoring 10 or less points:	0-1
Scoring 11+ points:	0-1
Scoring 20+ points:	0-0
Scoring 30+ points:	1-0
Scoring 40+ points:	0-0

Allowing 10 points or less:	0-0
Allowing 20 points or less:	1-0
Allowing 30 points or less:	0-0
Allowing more than 30 points:	0-2

Rushing for < 100 yards:	0-2
Rushing for 100+ yards:	1-0
Rushing for 200+ yards:	1-0
Passing for < 200 yards:	0-1
Passing for 200+ yards:	1-1
Passing for 300+ yards:	0-0

<300 yards total offense:	0-1
300+ yards total offense:	1-1
400+ yards total offense:	1-0
500+ yards total offense:	1-0

Allowing <100 yards rushing:	1-0
Allowing 100+ yards rushing:	0-2
Allowing <200 yards passing:	1-1
Allowing 200+ yards passing:	0-1
Allowing <300 yards total offense:	1-0
Allowing 300+ yards total offense:	0-2





#### ◆◆◆ COACHES WITH 100 FCS WINS AT CURRENT SCHOOL ◆◆◆

**Jerry Schmitt** is one of 10 active FCS head coaches with at least 100 wins at their current school.

Coach	School	Seasons	W-L
Tim Murphy	Harvard	28	186-83
John Stiegelmeier	S. Dakota St.	26	185-112
Kevin Callahan	Monmouth	30	174-131
Mark Farley	Northern Iowa	22	167-94
Jim Parady	Marist	31	147-158
Buddy Pough	S. Carolina St.	21	144-81
Buddy Teevens	Dartmouth	22	114-94-2
<b>Jerry Schmitt</b>	<b>Duquesne</b>	<b>18</b>	<b>110-73</b>
Jason Simpson	UT-Martin	17	101-81
Rick Chamberlin	Dayton	14	100-46

#### ◆◆◆ DUKES VS THE FBS ◆◆◆

Hawai'i is the Dukes' seventh FBS opponent in a game in program history.

Date	Opponent	Score
08.27.22	at Florida State	L, 7-47
09.11.21	at Ohio	W, 28-26
09.04.21	at TCU	L, 3-45
09.22.18	at Hawaii	L, 21-42
08.25.18	at Massachusetts	L, 15-63
08.30.14	at Buffalo	L, 28-38

#### ◆◆◆ THE NEC VS THE FBS ◆◆◆

The NEC was previously 0-23 against FBS teams coming into the Dukes' contest at Ohio in 2021.

Date	Opponent	NEC Record
09.10.22	Rutgers 66, Wagner 7	1-33
09.03.22	UConn 28, CCSU 3	1-32
09.01.22	Toledo 37, LIU 0	1-31
09.01.22	Akron 30, Saint Francis 23	1-30
<b>08.27.22</b>	<b>Florida State 47, Duquesne 7</b>	<b>1-29</b>
09.25.21	Temple 41, Wagner 7	1-28
09.25.21	Miami (Fla.) 69, CCSU 0	1-27
09.18.21	Akron 35, Bryant 14	1-26
09.18.21	Miami (Ohio) 42, LIU 7	1-25
09.11.21	West Virginia 66, LIU 0	1-24
<b>09.11.21</b>	<b>Duquesne 28, Ohio 26</b>	<b>1-23</b>
<b>09.04.21</b>	<b>TCU 45, Duquesne 3</b>	<b>0-23</b>
09.03.21	E. Michigan 35, Saint Francis 15	0-22
09.02.21	Buffalo 69, Wagner 7	0-21
09.02.21	FIU 48, LIU 10	0-20
09.21.19	Eastern Michigan 34, CCSU 29	0-19
09.21.19	FAU 42, Wagner 7	0-18
08.29.19	Buffalo 38, Robert Morris 10	0-17
08.29.19	UConn 24, Wagner 21	0-16
<b>09.22.18</b>	<b>Hawai'i 42, Duquesne 21</b>	<b>0-15</b>
09.08.18	Syracuse 62, Wagner 10	0-14
08.30.18	Ball State 42, CCSU 6	0-13
<b>08.25.18</b>	<b>UMass 63, Duquesne 15</b>	<b>0-12</b>
09.23.17	W. Michigan 49, Wagner 14	0-11
09.01.17	Syracuse 50, CCSU 7	0-10
10.29.16	UMass 34, Wagner 10	0-9
9.24.16	Boston College 42, Wagner 10	0-8
10.24.15	BYU 70, Wagner 6	0-7
09.05.15	Rice 56, Wagner 16	0-6
09.06.14	FIU 34, Wagner 3	0-5
<b>08.30.14</b>	<b>Buffalo 38, Duquesne 28</b>	<b>0-4</b>
09.14.13	Syracuse 54, Wagner 0	0-3
08.31.12	FAU 7, Wagner 3	0-2
09.22.07	Western Michigan 51, CCSU 14	0-1

#### TIMMY CHANG / DUQUESNE CONNECTION

- During the 2004 season Timmy Chang was the NCAA active leader in touchdown passes and went on to finish his career with 117 touchdown passes.

- Former Duquesne quarterback **Niel Loebig** (2001-04) ended that same season ranked second only to Chang in that category among active quarterbacks in the NCAA with 103. Loebig was the only QB in then- I-A or I-AA to throw for 20 or more touchdowns in 2001, 02, 03 & 04.

- Chang threw for six TDs in three games in 2001 as a sophomore before suffering a season-ending injury.

#### LAST WEEK: DUQUESNE 34, THOMAS MORE 14

- The Dukes out-gained the Saints 506-to-177 in total offense, including a 249-to-47 advantage in rushing yards alone to cruise to a win for the 15th-straight time in a home opener at Arthur J. Rooney Field.

- Big performances by **Billy Lucas** and **Dwayne Menders, Jr.** paced the offense, but the collective efforts of the Duquesne defense led the Dukes to the win.

- The defense finished with 11 tackles for loss, including six sacks. Linebacker **Todd Hill** posted two-and-a-half tackles for loss with one-and-a-half sacks (four total tackles), while defensive end **A.J. Ackerman** added one-and-a-half sacks.

- Duquesne held possession for over 10 minutes longer than Thomas More.

#### QUARTERBACKS

- **Joe Mischler** has started at quarterback for the Dukes in each of the first three games this season. Mischler threw for 238 yards and two touchdowns (18 of 23) at Thomas More. He currently leads the NEC with 187.0 passing yards per game and five touchdowns.

- Mischler was a Spring 2021 First Team All-NEC selection. The Ohio University transfer paced the NEC and ranked 18th in the country at 239.0 passing yards per game in the shortened 2020-21 season. He closed the spring ranked fifth in the FCS in passing efficiency at 159.3.

- **Darius Perrantes** has appeared in two games this season, including snaps with the first-team offense in the second half last week versus Thomas More.

- Last season, Perrantes ranked second in the conference in passing yards per game (180.0), passing touchdowns (17), completions per game (15.44), pass efficiency (136.1) and points responsible for per game (12.7).

- Perrantes, a Rhode Island transfer, entered the 2021 opener at TCU when **Joe Mischler** left the contest in the first quarter with an injury. Perrantes earned a pair of NEC Player of the Week honors in his first four starts for Duquesne, including a nod following the Dukes victory over Ohio U. **Evan Nelson** made his first-career start for Duquesne against Saint Francis when Perrantes was sidelined with an injury.

#### RUNNING BACKS

- In the backfield, the Dukes feature 2021 Second Team All-NEC selection **Billy Lucas**. Last season Lucas led the team with 699 yards rushing, 137 carries (5.1 yards/carry), and six touchdown rushes.

- Lucas, who was averaging only 2.4 yards per carry through the first two games, broke out for 139 yards on 19 carries (7.2 per rush) versus Thomas More.

- Samford graduate transfer running back **DeMarcus Ware** joined the Dukes after rushing for 976 yards over parts of the past four seasons. He was a 2018 SoCon All-Freshman Team selection.

- Ware rushed for 77 yards on 14 carries and added five receptions for 23 yards versus Thomas More.

#### WIDE RECEIVERS

- Duquesne had to replace its top-five wide receivers in terms of yards from 2021, including two-time First Team All-NEC wideout **Cyrus Holder**. Holder signed and was later waived by the Chicago Bears following the 2022 NFL Draft.

- **Abdul Janneh** led the Dukes in each of the first two weeks. He hauled in three receptions for 44 yards and a touchdown at Florida State, before his career day at Youngstown State that garnered him NEC Offensive Player of the Week. He was limited to two catches for 31 yards last week.

- Janneh leads the NEC and ranks 15th in the FCS with three touchdowns.

- **Dwayne Menders, Jr.** has posted back-to-back weeks with over 100 yards receiving. He established a new season-high with 165 yards on eight catches versus Thomas More, after hauling in seven balls for 102 yards at Youngstown State. Menders is a graduate transfer from Marist, who led the Red Foxes with 45 receptions for 525 yards and three touchdowns last season.







- At Youngstown State, Jannah and Menders, Jr. were the first pair of Duquesne wide receivers to go for over 100 yards receiving in the same game since 2019. Nehari Crawford (6-113) & Kareem Coles, Jr. (10-100) achieved that mark versus Robert Morris on Nov. 9, 2019.

## OFFENSIVE LINE

- The Dukes needed to replace both spots on the left side heading into this season. 2020-21 AFCA FCS Second Team All-American *Jake Dixon* signed with the Pittsburgh Steelers as an undrafted free agent, while Second Team All-NEC guard *Roman Macek* elected to forego his final year of eligibility to sign a developmental deal with World Wrestling Entertainment (WWE).

- Center **Michael Dorundo**, guard **Matt Fest** and two-time All-NEC right tackle **Vincent Lumia** each started all 10 games last season and have been joined by a pair of transfers in the starting lineup. **Chris Oliver** (Bowling Green) and **Josh Zacher** (Shippensburg) have started on the left side each of the past three weeks.

- The Duquesne offensive line has only allowed one sack this season, which leads the NEC and ranks 14th in the FCS.

## DEFENSIVE LINE

- The Dukes have utilized their depth on the defensive line in each of the first three games, employing numerous combinations up-front.

- All-NEC nose tackle **Maxi Hradecny** did not play either of the past two weeks. The native of Austria had his string of 16-straight starts snapped with his absence at Youngstown State.

- Also back in the fold are defensive ends **A.J. Ackerman** and **Kevin Kurzinger**, who each started all 10 games for the Dukes. Kurzinger led the team with 8.0 TFLs and is one of the leading returning tacklers (38 tackles/22 solo). **Nathan Proctor Jr.**, **Jay Vance**, **Clemente Ojinnaka**, as well as transfers **Noah Palmer** (Pitt) and **Ryan Lopez** (Stony Brook) also will continue to see time up front for the Dukes.

## LINEBACKERS

- **Todd Hill** was a Second Team All-NEC performer last season at linebacker. He has posted sacks in two of the team's three games, including a sack at Florida State.

- **Anthony Dellovade** has returned to the lineup for Duquesne after each of his last two seasons have been cut short due to injury. He appeared in all 11 games as a freshman in 2019.

- **Shane Stump** led all linebackers at Florida State with six tackles, while Marist transfer **Jayden Johnson** added five against the Noles. Last season, Johnson led the Pioneer Football League in tackles per game (10.44) and ranked seventh in the FCS overall.

- True-freshman **Ty Howard** collected two sacks at Youngstown State. He is the first Duquesne freshman since *Christian Boyd* in 2017 to post at least two sacks in his freshman season. Howard was also the first Duquesne freshman with two sacks in the same game in over 15 years.

## SECONDARY

-Safety **Jeremiah Josephs** was a Second Team All-NEC performer for the Dukes last season. He had a season-high nine tackles in the team's upset win over Ohio last year. He left the contest at Youngstown State in the first half and did not play last week versus Thomas More.

- Cornerback **Tim Lowery** also returns after leading the team with six passes defended last year (five break ups/one INT). On the other side, **Ryan Webb** broke up a two-point conversion try on the first Florida State touchdown and later setup the Dukes lone score with an interception and 50-yard return. He also left the game at Youngstown State and did not play last week.

## SPECIAL TEAMS

- Duquesne boasts one of the deepest kicking units in the FCS, as three different place kickers converted field goals for the Dukes during the 2021 season.

- **Brian Bruzdewicz** was a perfect 10-for-10 on field goals, including all four attempts in the team's 28-26 upset win at Ohio. He missed each of his first three attempts this season, but has converted his last two heading into the game at Hawai'i.

- **Andrew Smith** handles kickoff duties and will often be called upon for long field goal tries. He was 6-of-8 on field goal attempts last season, with both of his misses coming from over 40 yards.

- Punter **Michael Berarducci** was a Preseason All-NEC selection. He is averaging 37.2 yards per punt. **Joey Corado** converted both of his field goal attempts when called upon last season and is capable of handling punting duties for the team as well.

## SCOUTING THE RAINBOW WARRIORS

- Hawai'i is coming off of a 56-10 loss at No. 4 Michigan last Saturday at the Big House in Ann Arbor. The Wolverines led 42-0 at halftime.

- Running back Dedrick Parson, a native of Philadelphia, leads the team with 139 yards rushing with two touchdowns. He is the team's lone player from the Keystone State.

## NEC PRESEASON COACHES POLL

School (1st place votes)	2021 Overall, NEC
1. Sacred Heart (5)	8-4, 6-1
2. Duquesne (3)	7-3, 5-2
3. Saint Francis U	5-6, 4-3
4. Central Connecticut	4-7, 4-3
5. Merrimack	5-6, 2-5
6. Long Island	2-8, 2-5
7. Wagner	0-11, 0-7
8. Stonehill*	8-2, 6-2^

\* Stonehill not eligible for NEC championship

^ Stonehill member of Division II NE-10 Conference

## DUQUESNE ON ROONEY FIELD

First Game	10.23.93
Season	29th
Record	117-32-0 (.784)
Conference Games	70-19
MAAC Games Only (1994-07)	38-4
NEC Games Only (2008-current)	32-15
Non-Conference Games	47-13
Undefeated Seasons	8 (2015 last)
Current Streak	W2
Last Home Loss	17-10 to Saint Francis U Oct. 30, 2021
Last Home Nonconference Loss	34-27 to Sacred Heart April 11, 2021
Longest Win Streak	16 games (ended with 30-20 loss to Bucknell on 11.20.04)

## FCS OVER THE FBS IN 2021

Duquesne was one of 12 teams from the FCS to defeat an FBS opponent last season with its victory over Ohio on Sept. 11, 2021.

Date	Result
09.02.21	UC Davis 19, Tulsa 17
09.02.21	Eastern Washington 35, UNLV 33 (2OT)
09.03.21	South Dakota State 42, Colorado State 23
09.04.21	Holy Cross 38, UConn 28
09.04.21	Montana 13, No. 20 Washington 7
09.04.21	East Tennessee State 23, Vanderbilt 3
09.11.21	Duquesne 28, Ohio 26
09.11.21	Jacksonville State 20, Florida State 17
09.18.21	UIW 42, Texas State 34
09.18.21	Northern Arizona 21, Arizona 19
11/06/21	Rhode Island 35, UMass 22
11/13/21	Maine 35, UMass 10

## LARGEST ROAD CROWDS

These are the largest crowds Duquesne has played in front of since reinstatement of the program in 1969:

Att.	Opponent	Date	W/L	Score
51,207	at Florida State	08.27.22	L	7-47
35,377	at TCU	09.04.21	L	3-45
26,175	at Hawaii	09.22.18	L	21-42
20,329	at Buffalo	08.30.14	L	28-38
19,818	at Old Dominion	09.01.12	L	23-57
19,411	at Ohio	09.11.21	W	28-26
18,922	at Delaware	09.18.10	L	6-30
16,958	at Youngstown St.	09.21.13	L	17-59
15,991	at Youngstown St.	09.14.19	L	14-34
14,634	at Liberty	11.04.17	L	24-27
12,219	at Youngstown St.	09.01.16	L	10-45
12,218	at South Dakota St.	08.31.17	L	13-51
12,174	at Merrimack	10.02.21	W	37-14
10,525	at Youngstown St.	09.06.14	L	23-34
9,835	at Youngstown St.	09.03.22	L	14-31
8,684	at UMass	08.25.18	L	15-63
8,672	at Penn	09.17.05	L	14-41
8,364	at Bryant	09.17.15	L	17-38
8,181	at Penn	09.20.03	L	10-51
8,016	at Robert Morris	10.08.94	L	6-28
7,920	at New Hampshire	09.28.19	L	6-23
7,327	at Sacred Heart	10.23.21	L	13-31
6,972	at Bucknell	09.06.97	L	16-23
6,478	at Holy Cross	09.04.04	W	31-7
6,255	at Albany	10.10.09	L	10-55
6,248	at Carnegie Mellon	09.08.84	L	14-20
6,227	at Albany	09.26.15	L	14-17
6,127	at Dayton	09.28.02	W	35-28



- Saturday's game is homecoming for Hawai'i. The 2018 game was also UH's homecoming game.

- Hawai'i was picked to finish in sixth place in the Mountain West West Division Preseason Poll. The Rainbow Warriors are currently 123rd out of 131 teams in the latest Massey Rankings.

### LOOKING BACK AT 2021

- The Dukes were riding a four-game winning-streak, including a 28-26 upset win over FBS Ohio University, when it went on the road and lost at eventual NEC-champion Sacred Heart in late October. After a home loss to Saint Francis U the following week, the Dukes closed the season out with three-straight wins to finish 7-3 overall and tied for second place in the NEC at 5-2 in the league standings.

### NEC PRESEASON COACHES POLL / ALL-NEC TEAMS

- Duquesne was picked to finish second in the 2022 NEC Preseason Coaches Poll. Seven Dukes garnered Preseason All-NEC honors as announced during the NEC's Virtual Media Day event in early August.

- This marked the 12th-straight year in which Duquesne was selected first or second in the conference preseason coaches' poll. Two-time defending league-champion Sacred Heart was selected as the conference's preseason favorite.

- Dukes' running back **Billy Lucas**, wide receiver **Joey Isabella**, and offensive lineman **Vincent Lumia** garnered preseason all-league honors for the Dukes on offense. Defensive lineman **Maxi Hradecny**, linebacker **Todd Hill**, and defensive back **Jeremiah Josephs** were selected on the defensive side, while punter **Michael Berarducci** also earned a nod on the 2022 NEC Preseason Team.

### SCHMITT NAMES DUQUESNE CAPTAINS

- Head Coach Jerry Schmitt named the Dukes' 2022 team captains prior to the season opener at Florida State:

Defensive Back, No. 1 **Jeremiah Josephs**, Quarterback, No. 11 **Joe Mischler**, Linebacker, No. 42 **Anthony Dellovade**, and Offensive Lineman, No. 64 **Michael Dorundo**

### DUKES IN THE NEC

- Duquesne is one of two schools that have won five NEC titles since 2011 (Sacred Heart), earning the conference's automatic bid to the FCS Playoffs twice: in 2015 and again in 2018.

- The Dukes have tallied more overall wins (77) and conference victories (48) than any other team during that span.

### FBS INFLUENCE

- Duquesne has 12 Football Bowl Subdivision (FBS) transfers on the Dukes' roster heading into the 2022 campaign.

- This includes: **Evan Azzara** (Miami (Ohio)), **Jalin Cooper** (Toledo), **Quan Easterling** (Wisconsin), **Rahmon Hart Jr.** (Ball State), **Jeremiah Josephs** (Miami (Ohio)), **Jaden Keating** (West Virginia), **Rafael McCoy** (Old Dominion), **Joe Mischler** (Ohio), **Chris Oliver** (Bowling Green), **Noah Palmer** (Pitt), **Nathan Proctor, Jr.** (Virginia Tech), and **DeMarcus Townsend** (FIU).

### HOME SWEET HOME

- Duquesne is 117-32 all-time at Rooney Field including winning streaks of 16, 14 and 10 games (twice).

- Duquesne has won 15 straight home openers. DU has picked up a victory in its first home game in 22 of the last 23 seasons.

- The Dukes own non-conference home wins over Dayton (six times), Bucknell (four times), Lafayette (twice), Albany, VMI, Monmouth, Butler, Morehead State and Fordham among others over the past 18 seasons.

- DU is 47-12 in non-conference home games (30-3 under **Jerry Schmitt**) at Rooney Field. The Dukes are 23-1 in non-conference play at Rooney Field since the beginning of the 2008 season.

- Duquesne is 57-36 all-time in NEC contests including a 32-15 mark at home. The Dukes are 17-4 in NEC action at Rooney Field over the last seven seasons.

### FAMILY TIES

**Brian Beidatsch**: Father, Brian Sr., played defensive line at Notre Dame (2002-05).

**Michael Dorundo**: Father, Michael, played college football at Pitt and spent two years in the NFL (1986-87) with the Miami Dolphins and New York Jets. He played with Dan Marino at both Pitt and with the Dolphins.

**Anthony Dellovade**: Brother, Armand, was a four-year starter and four-time All-Missouri Valley Football Conference linebacker at Youngstown State

### ◆◆◆ DUQUESNE'S NEC PROGRESSION ◆◆◆

The 2011 NEC co-champion Dukes were the first to benefit from four classes of scholarship players. Duquesne, which added a second NEC co-title in 2013, offered 18 scholarships in conjunction to its move to the NEC in 2008. Since then, the number of scholarships has significantly increased.

YEAR	OVR	NEC	PLACE
2008	3-7	2-5	6th
2009	3-8	2-6	t7th
2010	7-4	5-3	3rd
2011	9-2	7-1	t1st
2012	5-6	3-5	t6th
2013	7-4	4-2	t1st
2014	6-6	2-4	5th
2015	8-4	5-1	1st
2016	8-3	5-1	t1st
2017	7-4	4-2	t2nd
2018	9-4	5-1	t1st
2019	6-5	4-3	t3rd
2020-21	4-1	4-0	1st*
2021	7-3	5-2	t-2nd

\*Lost NEC Championship Game

### DUQUESNE FOOTBALL HISTORY

- Duquesne earned a 13-12 victory over Mississippi State in the 1937 Orange Bowl in Miami. **Boyd Brumbaugh** gave the Dukes a 7-6 lead in the second quarter on his touchdown run, and later threw a 72-yard touchdown pass in the fourth quarter that proved to be the margin of victory as the Bulldogs (*then known as the Maroons*) missed both of their extra-point attempts.

- In 1934, Duquesne topped Miami (Fla.) 33-7 in the Festival of Palms Bowl. Then-Duquesne Head Coach **Elmer Layden** led the 1933 team to a 10-1 record and a No. 8 ranking in the final poll, before accepting the head coaching position at his alma mater Notre Dame the following season.

- Following an 8-0-1 finish in 1939, the Dukes rejected a proposition to appear in the Cotton Bowl against Boston College after bowl administrators failed to meet a DU imposed deadline.

- Duquesne was named the 2003 I-AA Mid-Major National Champion following its undefeated 5-0 MAAC finish and 12-10 win over Monmouth in the ECAC Classic.

- In the Dukes' FCS era, Duquesne has won 16 conference championships (11 MAAC titles, five NEC titles).





**Rahmon Hart, Jr.:** Cousin, Ray Zellars, played fullback for the New Orleans Saints (1995-98) and was the 44th overall pick in the second round of the 1995 NFL Draft. He played collegiately at Notre Dame (1992-94) and is a former Duquesne running backs coach; Father, Dr. Rahmon Hart, Sr., played college football at Slippery Rock.

**Joey Isabella:** Brother, Andy, is a wide receiver for the Arizona Cardinals who was drafted 62nd overall in the second round of the 2019 NFL Draft. He played collegiately at UMass and in 2018 led the country in receiving yards per game (141.5) and was named an All-American.

**Troy Kuhn:** Brother, Shane, played college football at Youngstown State and was a 2015 All-Missouri Valley Football Conference selection; Brother, Chad, was an All-American defensive end and Gene Upshaw Award Finalist (Division II Lineman of the Year) at Slippery Rock (2016-21).

**Joe Mischler:** Father, Mike, was a legendary high school coach at both Erie Cathedral Prep and Iroquois High School (Pa.) who had a record of 231-66 with 16 league championships, 23 playoff appearances, 14 District 10 championships, 11 PIAA semifinal appearances, eight state championship game appearances and five state championships.

**Ethan O'Neil:** Cousin, T.J. McConnell played college basketball at Duquesne and Arizona, plays in the NBA for the Pacers and formerly for the Sixers; Cousin Megan McConnell plays basketball at Duquesne; Great uncle, Harry Jacunski was inducted into both the Fordham and the Green Bay Packers Hall of Fame; also coached football at Yale for 33 years.

**Clemente Ojinnaka:** Cousin, Quinn Ojinnaka, is a professional wrestler and former professional football player. He is currently signed to Impact Wrestling, where he performs under the ring name "Moose", and is a former one-time Impact World Champion. He played college football at Syracuse and was drafted by the Atlanta Falcons in the fifth round of the 2006 NFL Draft. He went on to play for the New England Patriots, St. Louis Rams, and Indianapolis Colts.

**Darius Perrantes:** Brother, London, was a college basketball standout and All-ACC performer at the University of Virginia from 2013-17. He currently plays professionally with Hapoel Gilboa Galil of the Israeli Basketball Premier League.



## SIX DEGREES OF STEELERS

- The Duquesne football program has had a long relationship with the Pittsburgh Steelers, with a number of links to the 2022 team.

- Steelers founder **Art Rooney**, for whom DU's home field is named, was a quarterback/kicker for the Dukes in 1920. His son, **Dan Rooney**, the Steelers late chairman, graduated from Duquesne. Dan's son, **Art Rooney II**, the current Steelers president, earned a law degree from Duquesne.

- Former Duquesne standout **Christian Kuntz** is on the Steelers 53-man roster and will begin his second season as the team's primary long snapper in 2022. Kuntz, who was a two-time NEC Defensive Player of the Year at linebacker, became the second former Duquesne player in the modern era to appear in an NFL game, joining former Dukes' defensive back **Leigh Bodden** (Cleveland Browns, Detroit Lions, New England Patriots).

- Former Duquesne All-American offensive lineman **Jake Dixon** signed with the Steelers as an undrafted free agent following the 2022 NFL Draft and attended training camp with the team, before being cut on Aug. 16. He appeared in every game in five seasons with the Dukes, including three years as a tight end. Dixon was a two-time All-NEC selection and a Spring 2021 AFCA Second Team All-American. In addition to Dixon, former Dukes' safety **Leandro DeBrito** was invited to the Steelers Rookie Minicamp in May.

- Wide receivers coach **Luke Smith** is the nephew of Steelers special teams coordinator Danny Smith. In addition, defensive backs coach **Darnel Richardson** was selected to attend Steelers training camp in 2017 as part of the NFL Bill Walsh Diversity Coaching Fellowship.

## BREAKDOWN BY NCAA AFFILIATION

Football on the Duquesne campus began in the fall of 1891, with detailed results not recorded until 1902. DU has played at the Major College level (1902-50), as a club team (1969-78) and at the NCAA Division III level (1979-92). Duquesne, which competed at the NCAA FCS non-scholarship level from 1993-2007, began offering scholarships at the FCS level prior to the 2008 season.

### MAJOR COLLEGE

**Years** .....1902-03; 1913-14; 1920-42; 1947-50  
**Record** ..... 137-120-15  
**Seasons** ..... 31

**Jan. 1, 1934 • Festival of Palms Bowl**  
**33-0 win over Miami (Fla.)**

**Jan. 1, 1937 • Orange Bowl**  
**13-12 win over Mississippi State**

### CLUB TEAM

**Years** ..... 1969-78  
**Record** ..... 55-25-1  
**Seasons** ..... 10  
**1973 National Club Champions**

### NCAA DIVISION III

**Years** ..... 1979-92  
**Record** ..... 51-74-3  
**Seasons** ..... 14

### NCAA FCS

**Years** ..... 1993-current  
**Record** ..... 206-105-0  
**Seasons** ..... 29

**MAAC Football League Champions**  
1995, 1996, 1999, 2000, 2001, 2002, 2003,  
2004, 2005, 2006 (co-)  
and 2007 (co-)

**ECAC Bowl/Classic**  
1995, 1996, 2001, 2002, 2003

**2003 I-AA Mid-Major**  
National Champions

**NEC Champions**  
2011 (co-), 2013 (co-), 2015,  
2016 (co-), 2018 (co-)

**NCAA FCS Playoff Participant**  
2015, 2018 (2nd Round)

### OVERALL RECORD

**450-323-19 (IN 94 SEASONS)**

- Duquesne did not field a team for a total of 36 seasons: 1904-12, 1915-19, 1943-46, 1951-68.

- Complete team records and coaches are not available from 1891-1901.







## STATS PERFORM FCS TOP 25

No.	School	Rec	Pts	Prev
1	North Dakota State (52)	2-0	1,348	1
2	South Dakota State (2)	1-1	1,263	2
3	Montana	2-0	1,242	3
4	Montana State	2-0	1,199	4
5	Missouri State	2-0	1,097	5
6	UIW	2-0	1,064	8
7	Villanova	2-0	1,021	6
8	Sacramento State	1-0	967	7
9	Delaware	2-0	865	10
10	Chattanooga	2-0	804	11
11	Jackson State	2-0	758	13
12	Weber State	2-0	748	16
13	Holy Cross	2-0	713	15
14	Eastern Washington	1-1	562	12
15	William & Mary	2-0	542	20
16	UT Martin	1-1	488	14
17	Rhode Island	2-0	468	22
18	East Tennessee State	1-1	388	9
19	Eastern Kentucky	1-1	285	NR
20	Mercer	1-1	243	23
21	Stephen F. Austin	1-2	180	18
22	North Dakota	1-1	157	NR
23	Kennesaw State	0-2	141	19
24	Samford	1-1	139	25
25	New Hampshire	2-0	138	NR

**Others Receiving Votes (schools listed on two or more ballots):** Richmond (1-1) 137; Southeastern Louisiana (0-2) 120; UC Davis (0-2) 97; Austin Peay (2-1) 53; Southern Illinois (0-2) 47; Southeast Missouri (1-1) 40; The Citadel (1-10 33; Northern Arizona (1-1) 29; Elon (1-10 28; Dartmouth (0-0) 27; North Carolina Central (2-0) 20; Furman (1-1) 19; Northern Iowa (0-2) 17; South Dakota (0-2) 15; Fordham (2-0) 13; Youngstown State (2-0) 10; Abilene Christian (2-0) 7; Idaho (0-2) 6; South Carolina State (1-1) 4

## AFCA FCS COACHES POLL

No.	School	Rec	Pts	Prev
1	North Dakota State (26)	2-0	674	1
2	Montana (1)	2-0	642	2
3	South Dakota State	1-1	617	3
4	Montana State	2-0	599	4
5	Villanova	2-0	557	5
6	Missouri State	2-0	528	7
7	Sacramento State	1-0	489	6
8	UIW	2-0	487	9
9	Chattanooga	2-0	456	10
10	Delaware	2-0	415	13
11	Jackson State	2-0	367	15
12	Holy Cross	2-0	363	16
13	Weber State	2-0	355	17
14	Rhode Island	2-0	272	20
15	Eastern Washington	1-1	262	11
16	Stephen F. Austin	1-2	233	12
17	William & Mary	2-0	227	22
18	UT Martin	1-1	218	14
19	East Tennessee State	1-1	210	8
20	Mercer	1-1	129	23
21	Fordham	2-0	60	NR
22	Kennesaw State	0-2	57	18
23	Youngstown State	2-0	56	NR
24	Eastern Kentucky	1-1	55	NR
25	Samford	1-1	46	NR

**Dropped Out:** Southern Illinois (19), Southeastern Louisiana (20t), Northern Iowa (24), UC Davis (25)

**Others Receiving Votes:** UC Davis, 44; Southeastern Louisiana, 43; Austin Peay, 39; Harvard, 34; Southern Illinois, 33; Richmond, 33; Furman, 29; North Carolina Central, 24; North Dakota, 23; Abilene Christian, 15; New Hampshire, 13; Dartmouth, 12; Arkansas-Pine Bluff, 10; Princeton, 10; Gardner-Webb, 8; Butler, 7; Towson, 6; Elon, 5; Stetson, 4; Florida A&M, 3; Idaho, 2; South Carolina St., 2; Illinois St., 1; Nicholls, 1.

## DUQUESNE MOURNS LOSS OF FORMER HEAD COACH DAN MCCANN

- Former Duquesne head football coach **Dan McCann** passed away on May 14, 2022 at the age of 88. Coach McCann, a 1987 inductee to the DU Sports Hall of Fame, was instrumental in the rebirth of Duquesne football when he took over in 1970.

- After fielding a team for four years following World War II, Duquesne did not return to the gridiron until 1969. McCann's 1972 Dukes finished the season ranked No. 3 nationally by the National Club Football Association with a 7-1-0 record.

- McCann added four more top 10 national finishes before the Dukes elevated to the NCAA Division III level prior to the 1979 season.

- Following a leave of absence from 1984-87, McCann returned and finished his 19-year career with a 91-74-3 record.

- The Dukes are honoring McCann this season by wearing decals on the back of their helmets with his initials "DM" and the words "Big Guy".

## NEXT WEEK

- The Dukes will have the week off upon returning to the Steel City. Duquesne heads into NEC play on Saturday, Oct. 1 when it travels to take on Stonehill in North Easton, Massachusetts.

- Stonehill, who is in its first year transitioning from NCAA Division II to Division I FCS, will be playing its first official NEC game against the Dukes.

- Kickoff from WB Mason Stadium is set for 12:00 p.m. (ET) and the game will broadcast ESPN3.

## DUKES BY THE NUMBERS

**0** > Wide receiver **Trey King** is the first and only player in program history to wear the No. 0.

**2** > Number of fumbles lost during the entire 2021 season. The Dukes led the FCS in that category.

**3** > Duquesne was the No. 3 red-zone offense in the FCS last season. The Dukes converted 94.9 percent of its chances for points.

**11** > Number of conference championship teams 18th-year head coach **Jerry Schmitt** has been part of at Duquesne both as an assistant (MAAC - 1995, 1996 & 1999) and head coach (MAAC - 2005, 2006 & 2007 and NEC - 2011, 2013, 2015, 2016, & 2018).

**15** > Number of different players to earn FCS All-America honors for the Dukes: **Joe Rosato** (1996), **Matt Fisher** (1998), **Leigh Bodden** (2001-02), **Jeremy Conley** (2002), **Ryan Tolan** (2004), **Antoine Bullock** (2005), **Bruce Hocker** (2006), **Serge Kona** (2011), **Dorian Bell** (2012), **Chris King** (2014), **Devin Rahming** (2014) **Christian Kuntz** (2015-16), **Ben Huss** (2016-17), **A.J. Hines** (2018) and **Jake Dixon** (2020-21).

**18** > Number of consecutive starts by center **Michael Dorundo** and right tackle **Vincent Lumia**, who are the active leaders among the Dukes.

**18** > Number of Dukes on the roster who have already earned their undergraduate degree.

**27** > In 30 seasons at the FCS level, the Dukes have posted a .500 record or better in 27 of those years. In that span, Duquesne has captured 205 wins and 16 conference titles.

**32** > Number of Duquesne's NEC wins over the last seven seasons. In that span, the Dukes have captured three conference championships (2015, 2016 & 2018) and earned a pair of FCS Playoff appearances (2015 & 2018).

**84** > Number of All-NEC selections the Dukes have garnered over the last seven seasons, including 43 first team all-conference honors.

**110** > Number of wins by **Jerry Schmitt** at Duquesne. Schmitt became the program's all-time winningest coach in 2019.

**117** > Number of wins by the Dukes all-time at Arthur J. Rooney Field. Duquesne owns a 117-32 overall mark at the field atop The Bluff.





## 2022 STANDINGS

Team	NEC	Pct.	Overall	Pct.
Sacred Heart	1-0	1.000	1-1	.500
Stonehill	0-0	.000	2-0	1.000
Merrimack	0-0	.000	1-1	.500
Duquesne	0-0	.000	1-2	.333
LIU	0-0	.000	0-2	.000
Saint Francis U	0-0	.000	0-2	.000
CCSU	0-0	.000	0-2	.000
Wagner	0-1	.000	0-2	.000

## LAST WEEK'S RESULTS

Date	Game
9/9	Merrimack 45, Assumption 17
9/10	Duquesne 34, Thomas More 14
9/10	Villanova 38, LIU 21
9/10	Stonehill 76, Post 0
9/10	Rutgers 66, Wagner 7
9/10	Richmond 31, Saint Francis 21
9/10	Sacred Heart 14, CCSU 10

## THIS WEEK'S SCHEDULE

Date	Game	Time
9/17	Sacred Heart at Morgan State	12:00 p.m.
9/17	LIU at Kent State	12:00 p.m.
9/17	Merrimack at Harvard	7:00 p.m.
9/17	CCSU at SE Louisiana	7:00 p.m.
9/17	Saint Francis at Wagner	4:00 p.m.
9/17	Duquesne at Hawai'i	12:00 a.m.

## NEXT WEEK'S SCHEDULE

Date	Game	Time
9/24	Bryant at LIU	1:00 p.m.
9/24	Saint Francis at Norfolk State	2:00 p.m.
9/24	Dartmouth at Sacred Heart	2:00 p.m.
9/24	Merrimack at Delaware State	2:00 p.m.
9/24	CCSU at Albany	3:30 p.m.
9/24	Duquesne (BYE)	

## NEC WEEKLY AWARDS

<b>Offensive</b>		
Makai Jackson	WR	Saint Francis
<b>Defensive</b>		
Victor Nelson	DB	LIU
<b>Special Teams</b>		
Garry Rosemond	RET	Merrimack
<b>Rookie</b>		
Makai Jackson	WR	Saint Francis



## FLORIDA STATE SEMINOLES [2-0, 0-0 ACC]

Date	Opponent	Time/Score
8/27	Duquesne	W 47-7
9/4	vs. LSU^	W 24-23
9/16	at Louisville*	7:30 p.m.
9/24	Boston College*	TBA
10/1	Wake Forest*	TBA
10/8	at N.C. State*	TBA
10/15	Clemson*	TBA
10/29	Georgia Tech*	TBA
11/5	at Miami (Fla.)*	TBA
11/12	at Syracuse*	TBA
11/19	Louisiana	TBA
11/25	at Florida	7:30 p.m.



## YOUNGSTOWN STATE PENGUINS [2-0, 0-0 MVFC]

Date	Opponent	Time/Score
9/3	Duquesne	W 31-14
9/10	Dayton	W 49-16
9/17	at Kentucky	12:00 p.m.
10/1	at North Dakota St.*	2:00 p.m.
10/8	North Dakota*	6:00 p.m.
10/15	Indiana State*	2:00 p.m.
10/22	at Western Illinois*	4:00 p.m.
10/29	South Dakota*	2:00 p.m.
11/5	at Illinois State*	3:00 p.m.
11/12	at Missouri State*	2:00 p.m.
11/19	Southern Illinois*	12:00 p.m.



## THOMAS MORE SAINTS [1-2, 0-0 MSC]

Date	Opponent	Time/Score
8/27	Bluefield	L 35-42
9/3	at Ky. Christian	W 31-28
9/10	at Duquesne	L 14-34
9/17	at Campbellsville*	7:00 p.m.
10/1	Lindsey Wilson*	7:00 p.m.
10/8	at Faulkner*	2:30 p.m.
10/15	Cumberland (Tenn.)*	1:30 p.m.
10/22	at Bethel*	2:00 p.m.
10/29	Pikeville*	1:30 p.m.
11/5	at Georgetown (Ky.)*	1:30 p.m.
11/19	Cumberlands (Ky.)*	1:30 p.m.



## HAWAI'I RAINBOW WARRIORS [0-3, 0-0 MW]

Date	Opponent	Time/Score
8/27	Vanderbilt	L 10-63
9/3	Western Kentucky	L 17-49
9/10	at #4 Michigan	L 10-56
9/17	Duquesne	12:00 a.m.
10/24	at New Mexico State*	8:00 p.m.
10/8	at San Diego State*	10:30 p.m.
10/15	Nevada*	12:00 a.m.
10/22	at Colorado State*	TBA
10/29	Wyoming*	12:00 a.m.
11/5	at Fresno State*	TBA
11/12	Utah State*	11:00 p.m.
11/19	UNLV	11:00 p.m.
11/26	at San Jose State	TBA



## STONEHILL SKYHAWKS [2-0, 0-0 NEC]

Date	Opponent	Time/Score
9/3	at Bloomsburg	W 33-30
9/10	Post	W 76-0
10/1	Duquesne*	12:00 p.m.
10/15	at Sacred Heart*	1:00 p.m.
10/22	at Saint Francis*	1:00 p.m.
10/29	Merrimack*	1:00 p.m.
11/5	Wagner*	1:00 p.m.
11/12	LIU*	1:00 p.m.
11/19	CCSU*	1:00 p.m.



## MERRIMACK WARRIORS [1-1, 0-0 NEC]

Date	Opponent	Time/Score
9/2	Holy Cross	L 17-31
9/9	Assumption	W 45-17
9/16	at Harvard	7:00 p.m.
9/24	at Delaware State	2:00 p.m.
10/1	LIU*	1:00 p.m.
10/8	at Duquesne*	1:00 p.m.
10/15	Wagner*	1:00 p.m.
10/22	Sacred Heart*	1:00 p.m.
10/29	at Stonehill*	1:00 p.m.
11/12	at CCSU*	12:00 p.m.
11/19	Saint Francis*	12:00 p.m.



## CENTRAL CONN. ST. BLUE DEVILS [0-2, 0-1 NEC]

Date	Opponent	Time/Score
9/3	at UConn	L 3-28
9/10	Sacred Heart*	L 10-14
9/17	at SE Louisiana	7:00 p.m.
9/24	at UAlbany	3:30 p.m.
10/1	at Saint Francis*	12:00 p.m.
10/8	Brown	1:00 p.m.
10/22	Duquesne*	12:00 p.m.
10/29	Wagner*	12:00 p.m.
11/5	at LIU*	1:00 p.m.
11/12	Merrimack*	12:00 p.m.
11/19	at Stonehill*	1:00 p.m.



## LIU SHARKS [0-2, 0-0 NEC]

Date	Opponent	Time/Score
9/1	at Toledo	L 0-37
9/10	Villanova	L 21-38
9/17	at Kent State	12:00 p.m.
9/24	Bryant	1:00 p.m.
10/1	at Merrimack*	1:00 p.m.
10/15	Saint Francis*	1:00 p.m.
10/22	Wagner*	12:00 p.m.
10/29	at Duquesne*	12:00 p.m.
11/5	CCSU*	1:00 p.m.
11/12	Stonehill*	1:00 p.m.
11/19	at Sacred Heart*	12:00 p.m.



## SACRED HEART PIONEERS [1-1, 1-0 NEC]

Date	Opponent	Time/Score
9/3	at Lafayette	L 0-6
9/10	at CCSU*	W 14-10
9/17	at Morgan State	12:00 p.m.
9/24	Dartmouth	2:00 p.m.
10/1	Norfolk State	1:00 p.m.
10/15	Stonehill*	1:00 p.m.
10/22	at Merrimack*	1:00 p.m.
10/29	Saint Francis*	12:00 p.m.
11/5	at Duquesne*	12:00 p.m.
11/12	at Wagner*	12:00 p.m.
11/19	LIU*	12:00 p.m.



## SAINT FRANCIS RED FLASH [0-2, 0-0 NEC]

Date	Opponent	Time/Score
9/1	at Akron	L 23-30 (OT)
9/10	at Richmond	L 21-31
9/17	at Wagner	4:00 p.m.
9/24	at Norfolk State	2:00 p.m.
10/1	CCSU*	12:00 p.m.
10/15	at LIU*	1:00 p.m.
10/22	Stonehill*	1:00 p.m.
10/29	at Sacred Heart*	12:00 p.m.
11/5	Georgetown	12:30 p.m.
11/12	Duquesne*	12:00 p.m.
11/19	at Merrimack*	12:00 p.m.



## WAGNER SEAHAWKS [0-2, 0-0 NEC]

Date	Opponent	Time/Score
9/1	Fordham	L 31-48
9/10	at Rutgers	L 7-66
9/17	Saint Francis	4:00 p.m.
10/1	at Syracuse	TBA
10/8	at Columbia*	1:00 p.m.
10/15	at Merrimack*	1:00 p.m.
10/22	LIU*	12:00 p.m.
10/29	at CCSU*	12:00 p.m.
11/5	at Stonehill*	1:00 p.m.
11/12	Sacred Heart*	12:00 p.m.
11/19	at Duquesne*	12:00 p.m.

\* Conference Game  
^ Neutral Site Game





# JERRY SCHMITT

**HEAD COACH // 18TH SEASON AT DUQUESNE // 110-73 (.603)**  
**WESTMINSTER [PA.] '83 // 23RD SEASON OVERALL // 138-94 (.596)**

Five Northeast Conference championships and a pair of trips to the NCAA Football Championship Subdivision (FCS) Playoffs highlight the resume of Duquesne's all-time winningest football coach Jerry Schmitt.

A two-time finalist for STATS FCS Coach of the Year (2015, 2018), Schmitt has seen 11 players invited to NFL rookie camps over the past five seasons. In 2021, Duquesne standout Christian Kuntz was named to the Pittsburgh Steelers 53-man roster and became the second former Duke to appear in an NFL game.

Schmitt's Dukes recorded their seventh-straight winning season in 2021, which included a historic 28-26 victory at Ohio University. Duquesne became the first NEC member to defeat a Football Bowl Subdivision (FBS) opponent and garnered the Dukes the STATS Perform FCS Team of the Week honors. The team finished the season 7-3 overall and tied for second in the NEC standings with a 5-2 mark. Following the season, both left tackle Jake Dixon (Pittsburgh Steelers) and wide receiver Cyrus Holder (Chicago Bears) signed undrafted free agent deals.

Schmitt guided the Dukes to an undefeated regular season in 2020-21 as Duquesne played host to the first-ever NEC Championship game during the unprecedented spring season. Duquesne landed a league-high 16 players on the NEC's all-conference squads while left tackle Jake Dixon garnered All-America honors from the AFCA.

Schmitt captured his 100th win as Duquesne's head coach with a 17-0 triumph on the road at Wagner on March 14, 2021.

In his 15th season at the helm in 2019, Schmitt became the program's leader in victories with a 30-21 triumph over Saint Francis U on Nov. 2 at Arthur J. Rooney Field, winning his 98th game at Duquesne and passing Greg Gattuso.

In 2019, running back A.J. Hines became the program's all-time leading rusher during the season with 4,629 career yards, passing previous record-holder Larry McCoy (4,549 / 2009-12).

Schmitt helped the Dukes to a historic finish in 2018, winning their fifth NEC title, earning their second automatic bid to the FCS Playoffs as well as advancing to the second round of the postseason for the first time in program history with a 31-10 road victory at No. 16 Towson. Under Schmitt's guidance, Duquesne closed out the season ranked in both the STATS FCS Top 25 and AFCA Coaches' Poll for the first time ever.

In a season with a pair games against Football Bowl Subdivision (FBS) opponents, Schmitt led Duquesne to nine wins for the second time in his career on The Bluff.

The NEC Co-Coach of the Year, he was also recognized as a finalist for the STATS FCS Eddie Robinson Award for FCS National Coach of the Year.

For the second straight season, a Duquesne player earned NEC Offensive Player of the Year laurels, as running back A.J. Hines ranked in the top five in the FCS in rushing yards. Hines was named an All-American by five different organizations and a finalist for the STATS FCS Walter Payton Award for the top offensive player at the FCS level, as well.

The Dukes put together a seven-game winning streak in 2017, their most wins in a row since the 2002 campaign. Duquesne landed a league-high 12 players on the All-NEC teams including First Team honoree and Offensive Player of the Year Tommy Stuart, who became the first Dukes player to garner the award. Stuart was also a finalist for the Walter Payton Award.

Ben Huss, a four-year starter and all-conference selection on the offensive line was named an All-American in 2017 by the Associated Press, STATS FCS and HERO Sports while also becoming the first player from Duquesne to play in the NFLPA Collegiate Bowl.

In 2016, Duquesne, which tied for the NEC title, was one of just four FCS programs with players among the finalists for the three major FCS individual awards. Linebacker Christian Kuntz finished 12th in the voting for the Buck Buchanan Award (top defensive player), quarterback Dillon Buechel was a finalist for the Walter Payton Award (top offensive player) and freshman A.J. Hines was named winner of the Jerry Rice Award (top freshman).

Schmitt, who played an important role in the development of the Duquesne football program as an assistant from 1985-87 and again from 1992-99, returned to the DU campus in 2005 after spending five years as head coach at his alma mater, Westminster College, in New Wilmington, Pa. The Pittsburgh native oversaw the program's move to the Northeast Conference and ensuing adoption of athletics-based aid in February of 2008.

It is a transition that has been an overwhelming success, as over the past nine seasons, Schmitt's Dukes have won more overall games (69) and conference games (43) than any NEC school. In addition, DU - which has at least shared five of the past nine NEC titles - is the only league school with seven winning conference records in the past nine years.

Schmitt wasted no time putting his mark on the program by leading the Dukes to three consecutive Metro Atlantic Athletic Conference Football League championships and earning MAAC Coach of the Year two times in his first three seasons as head coach.

## THE SCHMITT FILE

**Hometown** Pittsburgh, Pa.  
**High School** Keystone Oaks  
**College** Westminster (Pa.)  
**Family** Wife, Paula  
 Son, Matthew

## AS DUQUESNE HEAD COACH

Years	18
Record	110-73
NEC Record	57-36
NEC Championships	5
MAAC Championships	3
FCS Playoff Appearances	2

## COACHING HISTORY

### 2005-Present: Duquesne

Head Coach

### 2000-2005: Westminster (Pa.)

Head Coach

### 1993-2000: Duquesne

Offensive Coordinator/Asst. Head Coach

### 1992: Duquesne

Defensive Line

### 1990-91: South Fayette High School

Head Coach

### 1989: Bethel Park High School

Offensive/Defensive Line Coach

### 1988: Avonworth High School

Offensive/Defensive Line Coach

### 1985-87: Duquesne

Offensive Line

### 1983-84: West Allegheny High School

Offensive/Defensive Line Coach

## YEAR-BY-YEAR

Season	School	Record
2000	Westminster (Pa.)	8-2
2001	Westminster (Pa.)	4-5
2002	Westminster (Pa.)	6-4
2003	Westminster (Pa.)	5-5
2004	Westminster (Pa.)	5-5
	<b>5 seasons</b>	<b>28-21</b>
2005	Duquesne	7-3
2006	Duquesne	7-3
2007	Duquesne	6-4
2008	Duquesne	3-7
2009	Duquesne	3-8
2010	Duquesne	7-4
2011	Duquesne	9-2
2012	Duquesne	5-6
2013	Duquesne	7-4
2014	Duquesne	6-6
2015	Duquesne	8-4
2016	Duquesne	8-3
2017	Duquesne	7-4
2018	Duquesne	9-4
2019	Duquesne	6-5
2020-21	Duquesne	4-1
2021	Duquesne	7-3
2022	Duquesne	1-2
<b>18 seasons</b>		<b>110-73</b>
<b>Total</b>	<b>23 seasons</b>	<b>138-94</b>

In 2011, Schmitt continued Duquesne's transition as a scholarship-granting associate member of the Northeast Conference by guiding the Dukes to a 9-2 record and NEC co-Championship with a 7-1 record. The 2011 co-title was part of a gradual progression for the Dukes who finished the 2010 season with a 7-4 record and third place league finish with a 5-3 mark.

In 2013, Duquesne once again earned a share of the title - this time tying with Sacred Heart. The 2014 season saw the Dukes finish 6-6 overall.

In 2015, Duquesne went 5-1 in conference play, earning its first outright NEC title and the league's automatic bid to the FCS Playoffs, Duquesne's first.

Under Schmitt, the Dukes have recording 47 wins in NEC play over the past 10 seasons after posting a 4-11 mark in their first two years while integrating a scholarship model.

In Schmitt's first season, the Dukes posted a 7-3 record (4-0 in the MAAC) - against the most challenging I-AA mid-major schedule a Duquesne team ever faced - and finished with a No. 3 national ranking in The Sports Network I-AA Mid-Major Top 10. The 2005 Dukes finished ranked No. 1 nationally in I-AA total defense, rushing defense and pass efficiency defense.

In year two, Schmitt again led DU to a 7-3 record (3-1 in the MAAC) and eighth consecutive MAAC championship as the Dukes finished ranked sixth in The Sports Network I-AA Mid-Major Top 10. The 2006 Dukes ranked second nationally in passing offense and 15th in total offense.

In 2007, Duquesne won a share of its ninth consecutive MAAC title in posting a 6-4 overall record. In their first two seasons as a scholarship program since the 1950s, went 3-7 in the school's inaugural season in the NEC and followed that with a 3-8 record in 2009.

In 2010, with DU's first scholarship class comprising a good portion of the sophomore and junior classes, the Dukes broke through with their third place NEC finish.

Winning titles at Duquesne is nothing new to Schmitt, who helped the Dukes to their first three MAAC championships in 1995, 1996 & 1999 and the school's first Eastern College Athletic Conference (ECAC) Bowl game in 1996, during his 11 years as an assistant.

Schmitt, who served under three different head coaches in Terry Russell (1985-87), Dan McCann (1992) and Greg Gattuso (1993-99), was the offensive coordinator for his last seven seasons at DU, during which time the Dukes posted a 53-21 record, won three titles and saw 16 different offensive players named First Team All-MAAC. He was promoted to assistant head coach by Gattuso prior to the 1994 season. Schmitt accepted the head coaching position at Westminster in March of 2000.

While at Westminster, Schmitt posted a 28-21 record in overseeing the Titans' transition from NCAA Division II to the Division III level. He led Westminster to an 8-2 mark including a 5-0 record against teams from the Presidents' Athletic Conference (PAC) in 2000. After a rebuilding campaign in 2001, Westminster continued to make strides under Schmitt's leadership in 2002, as the Titans finished 6-4 overall (4-1 in league play) and placed second in their first season of eligibility for the PAC title. In 2003, Westminster overcame a challenging non-conference schedule against scholarship teams to contend for the conference title in the final week of the season. In 2004, the Titans rallied from an 0-2 start to post wins in five of their last eight games.

Schmitt's offenses set five single-game records and produced four of the seven 1,000-yard rushers in school history. Forty-four of his players earned All-Conference honors in the three years his players were eligible for post-season recognition.

Prior to his first stop at Duquesne, Schmitt established himself at the high school level in western Pennsylvania where he served as head coach at South Fayette High School (1990-91), offensive and defensive line coach at Bethel Park High School (1989), offensive and defensive line coach at Avonworth High School (1988) and offensive and defensive line coach and junior varsity head coach at West Allegheny High School (1983-84).

In addition to his football coaching background, Schmitt served as head girls basketball coach at Beaver Area High School from 1987-99 and has also served as head track & field coach at West Allegheny High School (1984) and Weirton (W.Va.) Madonna High School (1983). Prior to returning to Westminster, Schmitt worked full time as a teacher in the Beaver Area school district from 1987-99.


A 1983 Westminster graduate, Schmitt was a three-year letterman and two-year starter on the offensive line under head coach Joe Fusco, leading the Titans to an undefeated regular season as a senior in 1981.

Schmitt, who graduated from Pittsburgh's Keystone Oaks High School in 1978 and his wife, Paula, who earned her master's degree at Duquesne, reside in Pittsburgh with their son Matthew Jake, who is a freshman on the Bluff.

## COACHING STAFF



**MIKE CRAIG**  
Defensive Coordinator  
1st season  
Saint Francis U '06



**BROCK DIETER**  
Offensive Quality  
Control  
1st season  
Duquesne '22



**ANTHONY DORIA**  
Offensive Coordinator/  
Quarterbacks  
12th season  
Saint Francis U '07



**SCOTT FARISON**  
Linebackers/  
Co-Defensive  
Coordinator  
5th season  
Mercyhurst '01



**MIKE FUHRMAN**  
Outside Linebackers  
1st season  
Penn State '12



**HUNTER GEISEL**  
Tight Ends  
3rd season  
Duquesne '20



**KORY GRIBBIN**  
Special Teams  
Coordinator/Safeties  
Recruiting Coordinator  
4th season  
Westminster (Pa.) '14



**LARRY MCCOY**  
Running Backs  
4th season  
Duquesne '13



**GREG PERRY**  
Offensive Assistant  
1st season  
Pitt.-Johnstown, '83



**DARNELL RICHARDSON**  
Cornerbacks  
13th season  
Marshall '96



**JACOB SAKK**  
Student Offensive  
Assistant  
1st season



**MIKE SILIANOFF**  
Offensive Line/  
Assistant Head Coach  
16th season  
Westminster (Pa.) '82



**LUKE SMITH**  
Wide Receivers/  
Director of Operations  
7th season  
Maryland '15



**REGGIE WELLS**  
Defensive Line  
1st season  
Clarion '08



#	Name.....Pos.	#	Name	Pos.	Ht.	Wt.	Yr.	Hometown/High School (Transfer)
16	ACKERMAN, A.J.....DL	0	Trey King	WR	6-0	180	Jr.	Centerville, Ohio / Centerville
70	AZZARA, Evan ..... OL	1	Rahmon Hart Jr.	WR	6-3	215	So.	Pittsburgh, Pa. / Imani Christian Academy (Ball State)
75	BAKER, Max ..... OL	1	Jeremiah Josephs	DB	5-11	170	Jr.	Pittsburgh, Pa. / Gateway (Miami (Ohio))
13	BARNES, C.J.....DB	2	Jalin Cooper	WR	6-4	195	Sr.	Medina, N.Y. / Medina (Toldeo)
19	BARRETT, Connor.....LB	2	Tim Lowery	DB	6-0	170	Jr.	Winter Haven, Fla. / Winter Haven
56	BEIDATSCH, Brian..... OL	3	Abdul Janneh	WR	6-3	180	So.	Hanover, Pa. / New Oxford
32	BERADUCCI, Michael..... P	3	Ryan Webb	DB	5-9	170	Gr.	Edgewood, Md. / Edgewood (Marist)
43	BOLIN, Seth.....LB	4	Billy Lucas	RB	6-0	205	So.	Erie, Pa. / Cathedral Prep
81	BROWN, Keshawn ..... WR	4	Shane Stump	LB	6-1	205	So.	Jefferson Hills, Pa. / Thomas Jefferson
25	BROWN, Sam.....LB	5	Joey Isabella	WR	5-9	185	So.	Mayfield, Ohio / Mayfield
91	BRUDZEWICZ, Brian..... K	5	Ryan Lopez	DL	6-3	285	Jr.	Jamaica, N.Y. / Bayside (Stony Brook)
82	BYRD, Lamere ..... WR	6	Damon Macklin	RB	5-6	150	So.	Pittsburgh, Pa. / University Prep
11	CARSON, Jaelen ..... DB	6	Noah Palmer	DL	6-4	255	Jr.	Jefferson Hills, Pa. / Thomas Jefferson (Pitt)
67	CASTELNOVO, Matthew .....K	7	Lucas D'Orazio	DL	6-2	230	Sr.	Cuyahoga Heights, Ohio / Cuyahoga Heights
52	CELLETTI, Anthony ..... OL	7	Darius Perrantes	QB	6-0	220	So.	Los Angeles, Calif. / St. Francis (Rhode Island)
21	CLARK, Justin ..... WR	8	Ayden Garnes	DB	6-0	165	R-Fr.	Philadelphia, Pa. / Monsignor Bonner
99	CLARK, Logan.....DL	8	Dwayne Menders, Jr.	WR	5-11	170	Sr.	Miramar, Fla. / Mater Academy Charter (Marist)
23	CLEMENTS, JaMario ..... RB	9	Todd Hill	LB	5-10	240	Jr.	Homestead, Pa. / Steel Valley
2	COOPER, Jalin..... WR	9	Demarcus Ware	RB	5-10	195	Sr.	Memphis, Tenn. / Olive Branch (Samford)
48	COOPER, J.T. ....TE	10	Ryan Iacone	WR	6-0	195	So.	Malvern, Pa. / Malvern Prep
83	CORADO, Joey .....K/P	10	Calvin Fowler	DB	6-2	180	Fr.	Parkland, Fla. / Marjory Stoneman Douglas
22	DAURE, Ezekiel.....DB	11	Jaelen Carson	DB	6-0	180	So.	Erie, Pa. / Cathedral Prep
42	DELLOVADE, Anthony....LB	11	Joe Mischler	QB	5-11	190	Jr.	Erie, Pa. / Cathedral Prep (Ohio)
17	DIEHL, Chase.....QB	12	Jordan Heisey	QB	6-2	200	So.	Dillsburg, Pa. / Northern York (Lock Haven)
74	DILTS, Jack.....OL	12	Tyler Padezan	WR	6-2	190	So.	East McKeesport, Pa / East Allegheny
7	D'ORAZIO, Lucas .....DL	13	CJ Barnes	DB	5-11	175	So.	Lakeland, Fla. / Lake Gibson
64	DORUNDO, Michael ..... OL	13	Evan Nelson	QB	6-3	190	Sr.	La Crescenta, Calif. / Crescenta Valley (Victor Valley)
88	EASTERLING, Quan ..... TE	14	Rafael McCoy	WR	5-11	175	R-Fr.	Wilkes-Barre, Pa. / Wilkes-Barre (Old Dominion)
31	EPPS, Antonio.....DB	15	Max Sharp	DB	5-11	180	So.	Pittsburgh, Pa. / North Hills
78	FALLAH, Michael..... OL	16	A.J. Ackerman	DL	6-5	310	So.	Elizabeth, Pa. / Elizabeth Forward
41	FELDSTEIN, Cole ..... LS	16	Rahmiere Knight	WR	5-11	185	Gr.	Canonsburg, Pa. / Canon-McMillan (Youngstown St.)
55	FEST, Matt.....OL	17	Chase Diehl	QB	6-0	190	So.	Harrisburg, Pa. / Bishop McDevitt
10	FOWLER, Calvin.....DB	17	Wayne Wade III	DB	5-11	170	R-Fr.	McKeesport, Pa. / Clairton
45	FUSCA, Dom.....LB	18	Nick Leopold	WR	5-9	165	So.	Murrysville, Pa. / Franklin Regional
8	GARNES, Ayden .....DB	18	Jake Ritts	QB	6-1	200	Fr.	Orchard Park, N.Y. / Saint Francis
84	GOCHIS, Alex.....WR	19	Connor Barrett	LB	6-2	220	Jr.	Pittsburgh, Pa. / Chartiers Valley
65	GREINER, Pierce.....OL	19	Matt Schmitt	WR	6-1	175	Fr.	Pittsburgh, Pa. / Central Catholic
92	GUTIERREZ, Nicolas.....K/P	20	Ty Howard	LB	6-0	195	Fr.	Cleveland, Ohio / Villa Angela-St. Joseph
33	HARRIS, Luke.....LB	21	Mahlik Strozier	DB	6-3	210	Jr.	Rochester, Pa. / Rochester
1	HART JR., Rahmon..... WR	21	Justin Clark	WR	5-10	185	So.	Scotch Plains, N.J. / Scotch Plains Fanwood
12	HEISEY, Jordan .....QB	22	Ezekiel M. Daure	DB	5-10	185	Jr.	Castle Shannon, Pa. / Keystone Oaks
9	HILL, Todd.....LB	23	JaMario Clements	RB	5-10	200	R-Fr.	Lafayette, Ga. / Lafayette
20	HOWARD, Ty.....LB	23	Clemente Ojinnaka	DL	6-3	260	So.	Hershey, Pa / Milton Hershey
94	HRADECNY, Maxi.....DL	24	Troy Kuhn	TE	6-6	220	So.	Vandergrift, Pa. / Kiski Area
10	IACONE, Ryan ..... WR	24	Evan Smith	LB	6-3	225	So.	Cranberry Township, Pa. / Seneca Valley
5	ISABELLA, Joey ..... WR	25	Sam Brown	LB	6-1	210	So.	Pittsburgh, Pa. / Fox Chapel
3	JANNEH, Abdul..... WR	26	Nathan Proctor Jr.	DL	6-2	260	Sr.	Indian Head, Md. / Lackey (Iowa Central)
53	JOHNSON, Jayden.....LB	27	Jon Muehlbauer	DB	6-0	190	Gr.	Jefferson Hills, Pa. / Thomas Jefferson (Mt. Union)
46	JONES, Marshal.....DB	28	Ben LaCarte	DB	6-1	200	So.	Belle Vernon, Pa. / Greensburg Central Catholic
66	JONES, Shawn.....OL	29	Malichi Lowery	DB	5-10	165	So.	Lake Alfred, Fla. / Auburndale
1	JOSEPHS, Jeremiah.....DB	29	Malik Thomas	RB	6-0	205	Fr.	Stroudsburg, Pa. / Bethlehem Catholic
34	KEATING, Jaden .....DB	30	Antonio Pitts	DB	5-10	165	Fr.	New Castle, Pa. / Central Catholic
0	KING, Trey.....WR	31	Antonio Epps	DB	5-10	195	R-Fr.	Liberty Borough, Pa. / South Allegheny
16	KNIGHT, Rahmiere..... WR	32	Michael Berarducci	K/P	5-10	185	So.	Allison Park, Pa. / St. Augustine (Fla.)
24	KUHN, Troy.....TE	33	Luke Harris	LB	6-0	220	So.	Pittsburgh, Pa. / Central Catholic
97	KURZINGER, Kevin.....DL	34	Jaden Keating	DB	5-11	180	R-Fr.	Pittsburgh, Pa. / Upper St. Clair (WVU)
28	LACARTE, Ben.....DB	35	Jason Sweeney	DB	6-2	200	So.	Pittsburgh, Pa. / Upper St. Clair
51	LEHNER, Aiden.....DL	36	Milan Summers	LB	5-10	225	So.	Greensboro, N.C. / Dudley
39	LENOSKI, Jonathan .....LB	37	Sam Neill	DB	6-0	180	So.	Pine Township, Pa. / Pine-Richland
54	LENZ, Connor.....DL	38	Alex Ludwick	WR	5-9	160	So.	Pittsburgh, Pa. / Shady Side Academy
18	LEOPOLD, Nick.....WR	39	Jonathan Lenoski	LB	6-2	215	Sr.	Pittsburgh, Pa. / Northgate (Erie C.C.)
86	LISGAR, Riley.....WR	40	Jaheim Williams	LB	6-1	230	R-Fr.	Erie, Pa. / Cathedral Prep
5	LOPEZ, Ryan.....DL	41	Cole Feldstein	LS	5-10	200	Fr.	Pittsburgh, Pa. / Central Catholic
29	LOWERY, Malichi .....DB	42	Anthony Dellovade	LB	6-2	210	Jr.	Oakdale, Pa. / West Allegheny







#	Name.....Pos.	#	Name	Pos.	Ht.	Wt.	Yr.	Hometown/High School (Transfer)
2	LOWERY, Tim.....DB	43	Seth Bolin	LB	6-0	195	So.	Gibsonia, Pa. / Pine-Richland
4	LUCAS, Billy.....RB	44	Gianni Rizzo	LB	6-2	225	So.	North Huntingdon, Pa. / Norwin (Youngstown St.)
38	LUDWICK, Alex.....WR	45	Dom Fusca	LB	5-10	210	Fr.	West Palm Beach, Fla. / Cardinal Newman
77	LUMIA, Vincent.....OL	46	Marshal Jones	DB	5-8	165	So.	Burlington, N.J. / Burlington Township
85	LUTZ, Logan.....TE	47	Ty Regan	DB	6-0	175	So.	Dillsburg, Pa. / Northern York
6	MACKLIN, Damon.....RB	48	J.T. Cooper	TE	6-1	255	So.	Hurricane, W.Va. / Hurricane
14	MCCOY, Rafael.....WR	50	Greg Poland	OL	6-8	285	R-Fr.	Buffalo, N.Y. / St. Joseph's Collegiate (Susquehanna)
57	McLAURIN, Cameron...OL	51	Aiden Lehner	DL	6-2	240	Fr.	Franklin, Tenn. / Page
8	MENDERS JR., Dwayne. WR	52	Anthony Celletti	OL	6-2	280	Fr.	Bethel Park, Pa. / Bethel Park
52	METZ, Alijah.....DL	52	Alijah Metz	DL	6-3	210	So.	Cumberland, Md. / Fort Hill (Saint Francis U)
11	MISCHLER, Joe.....QB	53	Jayden Johnson	LB	6-0	240	Sr.	Linden, N.J. / Mater Dei Prep (Marist)
27	MUEHLBAUER, Jon.....DB	54	Connor Lenz	DL	6-2	230	Fr.	Gibsonia, Pa. / Pine-Richland
37	NEILL, Sam.....DB	54	Gary Satterwhite III	OL	6-1	295	So.	Farrell, Pa. / Farrell
13	NELSON, Evan.....QB	55	Matt Fest	OL	6-3	285	Gr.	New Hope, Pa. / New Hope-Solebury (Lehigh)
23	OJINNAKA, Clemente...DL	55	Alex Reese III	DL	6-3	290	Fr.	Cleveland, Ohio / Euclid
58	OLAN, Brian.....DL	56	Brian Beidatsch, Jr.	OL	6-4	280	Fr.	Greenfield, Wisc. / Marquette University HS
59	OLIVER, Chris.....OL	57	Cameron McLaurin	OL	6-2	260	So.	McKees Rocks, Pa. / Montour
63	O'NEIL, Ethan.....OL	58	Brian Olan	DL	6-3	230	Fr.	Cranberry Township, Pa. / Seneca Valley
12	PADEZAN, Tyler.....WR	59	Chris Oliver	OL	6-4	295	So.	Erie, Pa. / Cathedral Prep (Bowling Green)
6	PALMER, Noah.....DL	63	Ethan O'Neil	OL	6-1	265	So.	Pittsburgh, Pa. / Pine-Richland
7	PERRANTES, Darrius....QB	64	Michael Dorundo	OL	6-2	275	So.	Gibsonia, Pa. / Pine-Richland
30	PITTS, Antonio.....DB	65	Pierce Greiner	OL	6-5	310	Fr.	Crafton, Pa. / Carlynton
50	POLAND, Greg.....OL	66	Shawn Jones	OL	6-2	280	Jr.	Dalton, Pa. / Lackawanna Trail
26	PROCTOR Jr., Nathan...DL	67	Matthew Castelnovo	K	6-0	195	Fr.	Mars, Pa. / Central Catholic
55	REESE III, Alex.....DL	69	Josh Zacher	OL	6-3	300	Gr.	Livingston, N.J. / Livingston (Shippensburg)
47	REGAN, Ty.....DB	70	Evan Azzara	OL	6-6	285	R-Fr.	Plum, Pa. / Plum Borough (Miami (Ohio))
18	RITTS, Jake.....QB	72	Nolan Vigliotti	LS	6-2	260	So.	Pittsburgh, Pa. / Central Catholic
44	RIZZO, Gianni.....LB	74	Jack Dilts	OL	6-5	250	So.	Vandergrift, Pa. / Kiski Area
54	SATTERWHITE III, Gary..OL	75	Max Baker	OL	6-1	275	So.	Pittsburgh, Pa. / Mt. Lebanon
93	SCHARRITER, Colin.....DL	76	John Swisher	OL	6-2	280	Fr.	Gibsonia, Pa. / Pine-Richland
19	SCHMITT, Matt.....WR	77	Vincent Lumia	OL	6-3	290	Jr.	Riviera Beach, Fla. / Suncoast
15	SHARP, Max.....DB	78	Michael Fallah	OL	6-4	290	So.	Ramsey, N.J. / Don Bosco Prep
80	SMITH, Andrew.....K	80	Andrew Smith	K/P	6-6	225	So.	Mentor, Ohio / Mentor
24	SMITH, Evan.....LB	81	Keshawn Brown	WR	5-8	150	R-Fr.	Hallandale, Fla. / Champagnat Catholic
	STANLEY, Donovan.....DB	81	Aaron Stasko	LS	6-3	200	Fr.	Murrysville, Pa. / Greensburg Central Catholic
81	STASKO, Aaron.....LS	82	Lamere Byrd	WR	5-8	145	Fr.	Erie, Pa. / Mercyhurst Prep
21	STROZIER, Malik.....DB	83	Joey Corado	K/P	5-9	200	So.	Hershey, Pa. / Hershey
4	STUMP, Shane.....LB	84	Alex Gochis	WR	6-3	190	Fr.	Pittsburgh, Pa. / Pine-Richland
36	SUMMERS, Milan.....LB	85	Logan Lutz	TE	6-3	225	So.	Grove City, Pa. / Grove City
35	SWEENEY, Jason.....DB	86	Riley Lisgar	WR	5-8	170	Fr.	Swedesboro, N.J. / St. Augustine Prep
76	SWISHER, John.....OL	88	Quan Easterling	TE	6-3	230	Gr.	Akron, Ohio / Archbishop Hoban (Wisconsin)
29	THOMAS, Malik.....RB	90	Jay Vance	DL	6-2	245	Sr.	Fresno, Calif. / Edison (Reedley College)
	TOWNSEND, DeMarcus....RB	91	Brian Bruzdewicz	K/P	6-1	180	Jr.	McMurray, Pa. / Peters Township
90	VANCE, Jay.....DL	92	Nicolas Gutierrez	K/P	6-2	260	So.	Mexico City, Mexico / Tec de Monterrey
72	VIGLIOTTI, Nolan.....LS	93	Colin Scharritter	DL	6-1	250	Fr.	White Oak, Pa. / McKeesport
17	WADE III, Wayne.....DB	94	Maxi Hradecny	DL	6-2	315	Sr.	Vienna, Austria / Evangelisches Gymnasium
9	WARE, Damarcus.....RB	97	Kevin Kurzinger	DL	6-2	255	So.	State College, Pa. / State College Area
3	WEBB, Ryan.....DB	99	Logan Clark	DL	6-3	260	So.	McMurray, Pa. / Peters Township
40	WILLIAMS, Jaheim.....LB		Donovan Stanley	DB	6-0	175	So.	Euclid, Ohio / St. Edward
69	ZACHER, Josh.....OL		DeMarcus Townsend	RB	5-10	220	Jr.	Naples, Fla. / Palmetto Ridge (FIU)

## PRONUNCIATION GUIDE

1	ruh-MAHN Hart, Jr.	23	cluh-MEN-tay oh-jin-AH-kuh	69	Josh ZACK-er
3	ab-DOOL juh-NUH	27	Jon MULE-bow-er	70	Evan uh-ZARE-uh
6	duh-MAHN Macklin	32	Michael bare-are-DOO-chee	72	Nolan VIG-lee-oti
7	Darius per-EN-tez	36	mih-LON Summers	77	Vincent loo-ME-uh
10	Ryan EYE-uh-cone	40	juh-HEEM Williams	78	Michael FAL-luh
11	Joe MISH-ler	42	Anthony DELL-uh-vade	83	Alex GO-chiss
12	Tyler PAD-eh-zan	43	Seth BOE-lin	85	Logan LUHTZ
16	ruh-MEER Knight	47	Ty REE-gihn	91	Brian BRUZ-duh-witz
21	mu-LEEK STROH-zer	56	Brian BUY-datch	94	Maxi hruh-DETCHE-nee
22	Ezekiel DOW-er (rhymes with "SOUR")	64	Michael duh-RUN-doe		



## DUQUESNE DEPTH CHART GAME 4 / AT HAWAI'I

### OFFENSE

<b>LT</b>	<b>59</b>	<b>Chris OLIVER</b>	<b>SO / 6-4 / 295</b>
	76	John SWISHER	FR / 6-2 / 280
<b>LG</b>	<b>69</b>	<b>Josh ZACHER</b>	<b>GR / 6-3 / 300</b>
	66	Shawn JONES	JR / 6-2 / 280
<b>C</b>	<b>64</b>	<b>Michael DORUNDO</b>	<b>SO / 6-2 / 275</b>
	57	Cameron MCLAURIN	SO / 6-2 / 260
<b>RG</b>	<b>55</b>	<b>Matt FEST</b>	<b>GR / 6-3 / 285</b>
	56	Brian BEIDATSCH, JR.	FR / 6-4 / 280
<b>RT</b>	<b>77</b>	<b>Vincent LUMIA</b>	<b>JR / 6-3 / 290</b>
	54	Gary SATTERWHITE III	SO / 6-1 / 295
<b>TE</b>	<b>88</b>	<b>Quan EASTERLING</b>	<b>GR / 6-3 / 230</b>
	85	Logan LUTZ	SO / 6-3 / 225
<b>WR</b>	<b>8</b>	<b>Dwayne MENDERS JR.</b>	<b>SR / 5-10 / 170</b>
	14	Rafael MCCOY	R-FR / 5-11 / 175
<b>WR</b>	<b>3</b>	<b>Abdul JANNEH</b>	<b>SO / 6-3 / 170</b>
	2	Jalin COOPER	JR / 6-4 / 190
<b>WR</b>	<b>1</b>	<b>Rahmon HART JR.</b>	<b>SO / 6-3 / 215</b>
	18	Nick LEOPOLD	SO / 5-9 / 165
<b>RB</b>	<b>4</b>	<b>Billy LUCAS</b>	<b>SO / 6-0 / 205</b>
	9	DeMarcus WARE	GR / 5-10 / 195
<b>QB</b>	<b>11</b>	<b>Joe MISCHLER</b>	<b>JR / 5-11 / 190</b>
	7	Darius PERRANTES	SO / 6-0 / 220

### DEFENSE

<b>DE</b>	<b>16</b>	<b>A.J. ACKERMAN</b>	<b>SO / 6-5 / 310</b>
	6	Noah PALMER	JR / 6-4 / 255
<b>NT</b>	<b>5</b>	<b>Ryan LOPEZ</b>	<b>JR / 6-3 / 285</b>
	55	Alex REESE III	FR / 6-3 / 290
<b>DE</b>	<b>26</b>	<b>Nathan PROCTOR JR.</b>	<b>SR / 6-2 / 260</b>
	97	Kevin KURZINGER	SO / 6-2 / 255
<b>OLB</b>	<b>9</b>	<b>Todd HILL</b>	<b>JR / 5-10 / 240</b>
	36	Milan SUMMERS	SO / 5-10 / 220
<b>ILB</b>	<b>42</b>	<b>Anthony DELLOVADE</b>	<b>JR / 6-2 / 205</b>
	53	Jayden JOHNSON	SR / 6-0 / 240
<b>ILB</b>	<b>4</b>	<b>Shane STUMP</b>	<b>SO / 6-1 / 205</b>
	44	Gianni RIZZO	SO / 6-2 / 225
<b>OLB</b>	<b>7</b>	<b>Lucas D'ORAZIO</b>	<b>SR / 6-2 / 230</b>
	20	Ty HOWARD	FR / 6-0 / 195
<b>CB</b>	<b>11</b>	<b>Jaelen CARSON</b>	<b>SO / 6-0 / 178</b>
	29	Malichi LOWERY	SO / 5-10 / 165
<b>FS</b>	<b>21</b>	<b>Mahlik STROZIER</b>	<b>JR / 6-3 / 210</b>
	27	Jon MUEHLBAUER	GR / 6-0 / 190
<b>SS</b>	<b>13</b>	<b>CJ BARNES</b>	<b>FR / 5-11 / 185</b>
	22	Ezekiel DAURE	JR / 5-10 / 185
<b>CB</b>	<b>2</b>	<b>Tim LOWERY</b>	<b>SO / 6-0 / 170</b>
	8	Ayden GARNES	SO / 6-0 / 170

### SPECIALISTS

<b>PK</b>	<b>91</b>	<b>Brian BRUZDEWICZ</b>	<b>JR / 6-1 / 175</b>	<b>P</b>	<b>32</b>	<b>Michael BERARDUCCI</b>	<b>SO / 5-10 / 180</b>
	80	Andrew SMITH	SO / 6-6 / 205		83	Joey CORADO	SO / 5-9 / 170
<b>KO</b>	<b>80</b>	<b>Andrew SMITH</b>	<b>FR / 6-6 / 205</b>	<b>KR</b>	<b>8</b>	<b>Dwayne MENDERS JR.</b>	<b>SR / 5-10 / 170</b>
	83	Joey CORADO	SO / 5-9 / 170		8/19	Ayden GARNES	SO / 6-0 / 170
<b>LS</b>	<b>81</b>	<b>Aaron STASKO</b>	<b>FR / 6-3 / 200</b>	<b>PR</b>	<b>8</b>	<b>Dwayne MENDERS JR.</b>	<b>SR / 5-10 / 170</b>
<b>-or-</b>	<b>85</b>	<b>Logan LUTZ</b>	<b>SO / 6-3 / 225</b>		18	Nick LEOPOLD	SO / 5-9 / 165
<b>H</b>	<b>0</b>	<b>Trey KING</b>	<b>SO / 6-0 / 180</b>				





## DUQUESNE IN THE SPORTS NETWORK FCSTOP-10 MID-MAJOR POLL FROM 2001-2007

Duquesne was the only school to appear in every Sports Network FCS Top-10 Mid-Major Final Poll. The Dukes, who claimed the 2003 Mid-Major National Championship, finished in the top five six times. DU spent a total of 14 weeks at the top of the poll (three weeks in 2001, eight weeks in 2002, one week in 2003 and two weeks in 2004):

2001	8-3	No. 4
2002	11-1	No. 2
2003	8-3	No. 1
2004	7-3	No. 5
2005	7-3	No. 3
2006	7-3	No. 6
2007	6-4	No. 8

## MOST APPEARANCES IN THE IN THE FINAL POLL

Duquesne	7
Dayton	6
Morehead State	6
San Diego	6
Albany	5
Monmouth	5

## New York U's Famous Jinx Rocks Tech Hopes, 6-0 DUKES SURPRISE PITT, 21-13



**Barmak-Galu Lateral Produces Only Score**  
Play Goes 23 Yards for Touchdown, and

**Football Results**  
Pittsburgh, Pa., Sunday, October 21, 1939

**Miracle Man Donelli**  
"Buff" Praised His Dukes for Fighting From Behind To Defeat "Mighty Good Football Team"

**Hilltoppers Fight Back To Wipe Away 13-0 Lead**  
Bakisky Furnishes Placement Points and

## DUKES DOWN NO. 1

Duquesne is one of a few schools that boasts a victory over The Associated Press' top-ranked team. On Oct. 21, 1939 the Dukes, coming off a 7-0 victory over Manhattan at the Polo Grounds, stunned No. 1 Pitt 21-13 at Pitt Stadium. The loss dropped the Panthers - who had claimed an AP national championship in 1937 - to No. 18 the ensuing week. Three weeks later, Pitt severed football relations with Duquesne ending the six-game series which the Panthers led 4-2. According to an AP story in the Nov. 8 New York Times: "No reasons were announced for the break, which became known at a meeting between athletic directors Jimmy Hagan of Pitt and Aldo (Buff) Donelli of Duquesne." Duquesne, which split its last four games against its cross-town rival (DU handed 8-1-1 Pitt its lone loss in the Panthers' 1936 national championship season by a 7-0 score) completed the '39 season ranked No. 10 in the final AP poll at 8-0-1. The lone blemish was a 10-10 tie at Detroit in the season finale. Pitt finished the year 5-4.

## DUQUESNE IN THE FINAL AP POLL FIRST POLL WAS IN 1936

Duquesne finished ranked among the Top 10 teams in the nation twice in a span of three years prior to World War II. The 1936 Dukes defeated Mississippi State in the Orange Bowl, the '39 Duquesne team's tie came in the final game of the season and the 1941 DU team was one of three undefeated, untied teams at the end of the regular season:

1936	8-3	No. 4
1939	11-1	No. 2
1941	8-3	No. 1

The 1941 Dukes were crowned the nation's No. 1 team according to the Massey Ratings.

## DUQUESNE AND THE STEELERS' FIRST AFRICAN-AMERICAN PLAYER

*by Mike Macklin, Senator John Heinz History Center,  
Feb. 7, 2008 Pittsburgh Post-Gazette*

Fourteen years before Jackie Robinson broke professional baseball's color barrier, Ray Kemp became the first African-American player for the Pittsburgh Steelers - then known as the Pirates. Kemp, a graduate of Cecil High School, planned to go to law school following his graduation from Duquesne University in 1931, but Art Rooney asked Kemp to play for his semipro team, the J.P. Rooneys, while attending law school. When Rooney got the charter for a pro franchise in 1933, Kemp was invited to play, becoming one of just two African Americans in the NFL. Kemp's brief career lasted just four games during the franchise's inaugural season. The following year, Kemp was hired as the head football coach at Bluefield State College in West Virginia, where he led the Blues to an 8-0-1 record in the first of a 39-year coaching career. After Kemp left Pittsburgh following the 1933 season, there were no African-American players in the NFL until 1946.




*Former Duke Ray Kemp was the first African-American to play for the Pittsburgh Steelers.*







Ernie Hefferle



1936 Dukes  
1937 Orange Bowl Champs




Boyd Brumbaugh



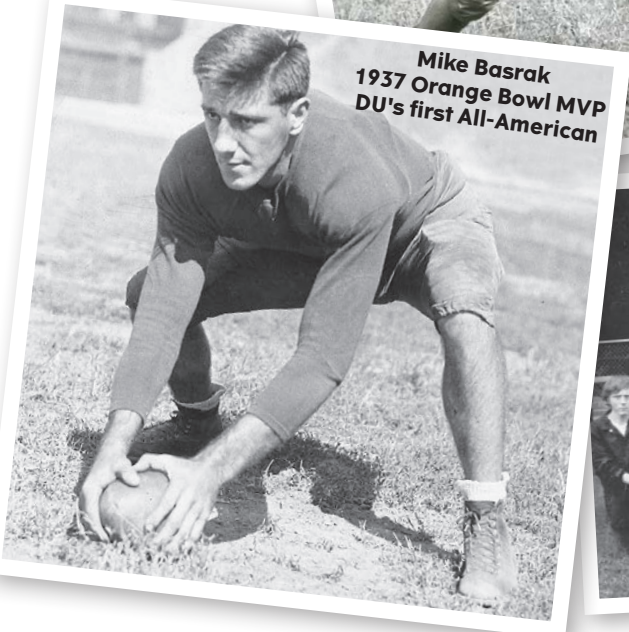
Boyd Brumbaugh hit Ernie Hefferle with a late 72-yard touchdown pass to give the Dukes a 13-12 win over Mississippi State in the 1937 Orange Bowl.

Nightriders



Duquesne's "Night Riders" play first night football game in Pgh.

Mike Basrak  
1937 Orange Bowl MVP  
DU's first All-American



1973 Club Champs





Thomas More (1-2 , 1-1) -vs- Duquesne (1-2 , 0-0)  
09/10/2022 at Pittsburgh, Pennsylvania (Arthur J. Rooney Field)

Date: 09/10/2022  
Site: Pittsburgh, Pennsylvania (Arthur J. Rooney Field)  
Attendance: 1,410

Score By Quarters	1st	2nd	3rd	4th	Total
TMU	0	0	0	14	14
DUQ	0	17	7	10	34

Scoring Summary

Qtr	Time	Scoring Play	TMU	DUQ
2nd	05:54	DUQ - Menders,Dwayne 67 yd pass from Mischler,Joe (Bruzdewicz,Brian kick) 6 plays, 95 yards, TOP 02:36	0	7
2nd	01:45	DUQ - Lucas,Billy 19 yd run (Bruzdewicz,Brian kick), 6 plays, 64 yards, TOP 02:20	0	14
2nd	00:00	DUQ - Bruzdewicz,Brian 37 yd field goal 3 plays, 32 yards, TOP 00:17	0	17
3rd	01:48	DUQ - McCoy,Rafael 8 yd pass from Mischler,Joe (Bruzdewicz,Brian kick) 7 plays, 55 yards, TOP 03:41	0	24
4th	14:09	TMU - Wills,Craig 24 yd pass from Vaden,Rae'Von (Curran,Brooks kick) 9 plays, 75 yards, TOP 02:39	7	24
4th	08:23	DUQ - Bruzdewicz,Brian 37 yd field goal 4 plays, -3 yards, TOP 00:58	7	27
4th	06:36	TMU - Hall,Jaden 2 yd run (Curran,Brooks kick), 7 plays, 67 yards, TOP 01:41	14	27
4th	01:07	DUQ - Lucas,Billy 1 yd run (Smith,Andrew kick), 5 plays, 63 yards, TOP 02:30	14	34

Kickoff Time: 12:06 PM End of Game: 03:17 PM Duration: 03:10  
Referee: Martin,Rick Line Judge: Bartolome,Michael Side Judge: Parisi,Samantha Umpire: White,Wil  
Back Judge: Vickers,Eugene Score Keeper: Linesman: Aiken,Ed Field Judge: Krieg,Joe  
Weather: Sunny

Individual Offense

Thomas More

Passing	Cmp	Att.	Yds.	TD	INT	Long	Sack
Vaden,Rae'Von	5	8	68	1	0	24	4
Espinosa,Blaine	10	18	62	0	2	22	2
<b>Totals</b>	<b>15</b>	<b>26</b>	<b>130</b>	<b>1</b>	<b>2</b>	<b>24</b>	<b>6</b>

Rushing	Att.	Gain	Loss	Net	TD	Lg.	Avg.
Hall,Jaden	7	39	0	39	1	12	5.6
Jarrett,Maleek	13	44	7	37	0	8	2.8
Cissell,Dre	1	4	0	4	0	4	4.0
Taylor,Leonard	0	0	0	0	0	0	0.0
TEAM	1	0	0	0	0	0	0.0
Espinosa,Blaine	4	2	14	-12	0	2	-3.0
Vaden,Rae'Von	6	3	24	-21	0	3	-3.5
<b>Totals</b>	<b>32</b>	<b>92</b>	<b>45</b>	<b>47</b>	<b>1</b>	<b>12</b>	<b>1.5</b>

Receivng	Rec.	Yds	TD	Long.
Wills,Craig	5	45	1	24
Ahlfeld,Hunter	2	41	0	24
Dowdy,Roques	3	18	0	9
Agee,Preston	2	14	0	7
Johnson,Freddie	2	13	0	9
Kirch,Mike	0	0	0	0
Jarrett,Maleek	1	-1	0	0
<b>Totals</b>	<b>15</b>	<b>130</b>	<b>1</b>	<b>24</b>

Punting	Punts	Yds.	Avg.	Long	In. 20	TB	50+	Yds.
Phillips,Elgin	8	345	43.1	49	1	0	0	0
<b>Totals</b>	<b>8</b>	<b>345</b>	<b>43.1</b>	<b>49</b>	<b>1</b>	<b>0</b>	<b>0</b>	<b>0</b>

Duquesne

Passing	Cmp	Att.	Yds.	TD	INT	Long	Sack
Mischler,Joe	18	23	241	2	1	67	1
Perrantes,Darius	2	7	16	0	1	10	1
<b>Totals</b>	<b>20</b>	<b>30</b>	<b>257</b>	<b>2</b>	<b>2</b>	<b>67</b>	<b>2</b>

Rushing	Att.	Gain	Loss	Net	TD	Lg.	Avg.
Lucas,Billy	19	139	3	136	2	30	7.2
Ware,DeMarcus	14	90	13	77	0	43	5.5
Clements,JaMario	2	16	0	16	0	8	8.0
Perrantes,Darius	2	13	4	9	0	13	4.5
Menders,Dwayne	1	8	0	8	0	8	8.0
Mischler,Joe	4	11	8	3	0	6	0.8
<b>Totals</b>	<b>42</b>	<b>277</b>	<b>28</b>	<b>249</b>	<b>2</b>	<b>43</b>	<b>5.9</b>

Receivng	Rec.	Yds	TD	Long.
Menders,Dwayne	8	165	1	67
Janneh,Abdul	2	31	0	31
Ware,DeMarcus	5	23	0	14
Hart Jr.,Rahmon	1	10	0	10
Lucas,Billy	1	8	0	8
McCoy,Rafael	1	8	1	8
Leopold,Nick	1	8	0	8
Cooper,Jalin	1	4	0	4
<b>Totals</b>	<b>20</b>	<b>257</b>	<b>2</b>	<b>67</b>

Punting	Punts	Yds.	Avg.	Long	In. 20	TB	50+	Yds.
Berarducci,Michael	4	152	38	52	2	0	1	1
<b>Totals</b>	<b>4</b>	<b>152</b>	<b>38.0</b>	<b>52</b>	<b>2</b>	<b>0</b>	<b>1</b>	<b>1</b>



## Individual Defensive

Thomas More	Solo	Ast	Tot	TFL/Yds	Sack/Yds	FF	FR-Yds	INT	BrUp	Blkd	QH
Rivers, Jevan	5	1	6	—/—	—/—	—	—/—	-	—	—	—
Brausch, Trey	6	—	6	—/—	—/—	—	—/—	-	—	—	—
Davis, Antonio	3	1	4	1.0/2	—/—	—	—/—	-	—	—	—
Thomas, Del	3	1	4	1.0/2	1.0/2	—	—/—	1-15	—	—	1
Rice, Christian	2	2	4	—/—	—/—	—	—/—	-	1	—	—
Reeves, Kolton	4	—	4	1.0/7	—/—	—	—/—	-	—	—	—
Sandhas, Colton	3	1	4	—/—	—/—	1	—/—	-	—	—	—
Lawrence, Tanner	3	1	4	2.0/9	—/—	—	—/—	-	—	—	—
Johnson, Antione	3	—	3	—/—	—/—	—	—/—	1-0	—	—	—
Blue, Seven	3	—	3	—/—	—/—	—	—/—	-	1	—	—
Noel, Seth	1	2	3	0.5/2	0.5/2	—	—/—	-	—	—	—
Lesperance, Diante	2	—	2	—/—	—/—	—	—/—	-	—	—	—
Diallo, Alassane	2	—	2	—/—	—/—	—	—/—	-	—	—	—
Bulluck, Jared	2	—	2	1.0/3	—/—	—	—/—	-	—	—	—
Bell, Axel	2	—	2	—/—	—/—	—	—/—	-	—	—	—
Abdon, Isaac	1	1	2	1.5/4	0.5/2	—	—/—	-	—	—	—
Griffith, Amos	1	1	2	0.5/—	—/—	—	—/—	-	—	—	—
Milton, Jack	2	—	2	—/—	—/—	—	—/—	-	—	—	—
TEAM	2	—	2	—/—	—/—	—	—/—	-	—	—	—
Belk, Jackson	1	—	1	—/—	—/—	—	—/—	-	—	—	—
Halverstadt, Ross	—	1	1	0.5/1	—/—	—	—/—	-	—	—	—
Coleman, Zach	1	—	1	—/—	—/—	—	—/—	-	—	—	—
Hall, Jaden	—	—	—	—/—	—/—	—	—/—	-	—	—	—
Curran, Brooks	—	—	—	—/—	—/—	—	—/—	-	—	—	—
Wills, Craig	—	—	—	—/—	—/—	—	—/—	-	—	—	—
<b>Totals</b>	<b>52</b>	<b>12</b>	<b>64.0</b>	<b>9.0/30</b>	<b>2.0/6</b>	<b>1</b>	<b>—/—</b>	<b>2-15</b>	<b>2</b>	<b>—</b>	<b>1</b>

Duquesne	Solo	Ast	Tot	TFL/Yds	Sack/Yds	FF	FR-Yds	INT	BrUp	Blkd	QH
Lowery, Tim	5	—	5	1.0/2	—/—	—	—/—	-	—	—	—
Hill, Todd	3	1	4	2.5/9	1.5/6	—	—/—	-	—	—	—
Johnson, Jayden	3	1	4	—/—	—/—	—	—/—	-	—	—	—
Stump, Shane	1	2	3	—/—	—/—	—	—/—	-	—	—	—
Garnes, Ayden	3	—	3	—/—	—/—	—	—/—	-	—	—	—
Barnes, CJ	2	1	3	—/—	—/—	—	—/—	-	—	—	—
Ackerman, A. J.	2	1	3	1.5/10	1.5/10	—	—/—	-	—	—	—
Epps, Antonio	3	—	3	—/—	—/—	—	—/—	-	—	—	—
Neill, Sam	2	1	3	—/—	—/—	—	—/—	1-0	—	—	—
Summers, Milan	1	1	2	1.0/8	1.0/8	—	—/—	-	—	—	—
Reese, Alex	1	1	2	—/—	—/—	—	—/—	-	—	—	—
Kurzinger, Kevin	2	—	2	2.0/5	1.0/2	—	—/—	-	—	—	—
D'Orazio, Lucas	1	—	1	—/—	—/—	—	—/—	-	—	—	—
Wade, Wayne	1	—	1	—/—	—/—	—	—/—	-	—	—	—
Leopold, Nick	1	—	1	—/—	—/—	—	—/—	-	—	—	—
Strozier, Mahlik	1	—	1	1.0/1	—/—	—	—/—	-	1	—	—
Clements, JaMario	—	1	1	—/—	—/—	—	—/—	-	—	—	—
Lowery, Malichi	1	—	1	—/—	—/—	—	—/—	-	—	—	—
Dellovade, Anthony	1	—	1	1.0/8	1.0/8	—	—/—	-	—	—	—
Rizzo, Gianni	1	—	1	1.0/1	—/—	—	—/—	-	—	—	—
Lehner, Aiden	1	—	1	—/—	—/—	—	—/—	-	—	—	—
Fest, Matt	1	—	1	—/—	—/—	—	—/—	-	—	—	—
Vance, Jay	1	—	1	—/—	—/—	—	—/—	-	—	—	—
Lucas, Billy	—	—	—	—/—	—/—	—	—/—	-	—	—	—
Lopez, Ryan	—	—	—	—/—	—/—	—	—/—	-	—	—	2
Menders, Dwayne	—	—	—	—/—	—/—	—	—/—	-	—	—	—
Carson, Jaelen	—	—	—	—/—	—/—	—	—/—	-	2	—	—
McCoy, Rafael	—	—	—	—/—	—/—	—	—/—	-	—	—	—
Muehlbauer, Jon	—	—	—	—/—	—/—	—	—/—	1-0	—	—	—
Smith, Andrew	—	—	—	—/—	—/—	—	—/—	-	—	—	—







Team Statistics	TMU	DUQ
FIRST DOWNS	13	23
Rushing	5	13
Passing	7	9
Penalty	1	1
NET YARDS RUSHING	47	249
Attempts	32	42
Avg. Per Rush	1.5	5.9
Rushing TDs	1	2
Yards Gained	92	277
Yds. Lost	45	28
NET YARDS Passing	130	257
Comp. - Att. - Int.	15-26-2	20-30-2
Avg. / Att.	5.0	8.6
Avg. / Comp.	8.7	12.9
TDs	1	2
TOTAL OFFENSE YARDS	177	506
Plays	58	72
Avg. / Play	3.1	7
Fumbles - Lost	2-0	3-0
Penalties - Yards	4-23	5-45
PUNTS-YARDS	8-345	4-152
Avg. / Punt	43.1	38
Net / Punt	42.8	38.0
Inside 20	1	2
50+ Yards	0	1
Touchbacks	0	0
Fair Catch	1	2
KICKOFFS-YARDS	2-113	5-289
Avg. Yards / Kickoff	56.5	57.8
Net Yards / Kickoff	34.0	44.8
Touchbacks	0	0
Fair Catch	0	16
RETURNS		
Punt: Total - Yards - TDs	0-0-0	4-3-0
Punt: Avg. / Return	NaN	0.8
Kickoff: Total - Yards - TDs	4-65-0	2-45-0
Kickoff: Avg. / Return	16.3	22.5
INT: Total - Yards - TDs	2-15-0	2-0-0
Fumble: Total - Yards - TDs	0-0-0	0-0-0
MISCELLANEOUS		
Miscellaneous Yards	0	0
Possession Time	24:44	35:16
1st Quarter	4:39	10:21
2nd Quarter	7:50	7:10
3rd Quarter	7:10	7:50
4th Quarter	5:05	9:55
3rd Down Conversions	4 of 13	4 of 12
4th Down Conversions	0 of 0	1 of 1
Red-Zone Scores-Chances	1-1	5-7
Touchdowns	1-1	3-7
Field Goals	0-1	2-7
Sacks: Total - Yards	2-6	6-34
PAT: Total - Made	2-2	4-4
Field Goals: Total - Made	0-0	2-3





## Quickie Statistics (Final)

### Duquesne vs Hawai'i (09/22/18 at Honolulu, HI)

	DUQ	UH
Score	21	42
<b>FIRST DOWNS</b>	11	34
<b>RUSHES-YARDS (NET)</b>	27-24	37-257
<b>PASSING YDS (NET)</b>	142	273
Passes Att-Comp-Int	26-14-1	40-24-1
<b>TOTAL OFFENSE PLAYS-YARDS</b>	53-166	77-530
Fumble Returns-Yards	0-0	0-0
Punt Returns-Yards	2-1	2-24
Kickoff Returns-Yards	6-170	0-0
Interception Returns-Yards	1-0	1-13
Punts (Number-Avg)	7-37.4	2-45.5
Fumbles-Lost	2-0	1-1
Penalties-Yards	8-83	8-95
Possession Time	26:29	33:31
Third-Down Conversions	4 of 14	5 of 10
Fourth-Down Conversions	1 of 1	2 of 3
Red-Zone Scores-Chances	3-3	5-6

#### Duquesne

<b>Rushing</b>	No.	Gain	Loss	Net	TD	Lg	Avg
CRAWFORD, Nehari	3	17	0	17	0	9	5.7
D'ORAZIO, Lucas	8	12	0	12	0	4	1.5
FULMORE, P.J.	5	12	3	9	0	4	1.8
CUNNINGHAM, Ky'ren	3	0	2	-2	0	0	-0.7

<b>Passing</b>	C-A-I	Yds	TD	Long	Sack
PARR, Daniel	13-24-0	113	3	20	3
BRUMBAUGH, Brett	1-2-1	29	0	29	0

<b>Receiving</b>	No.	Yards	TD	Long
CRAWFORD, Nehari	5	29	1	16
TAYLOR, Kellon	4	66	1	29
COLES JR., Kareem	2	17	0	10
CAIN, Aidan	1	20	1	20

<b>Punting</b>	No.	Yds	Avg	Long	In20	TB
MACZURA, Mitch	7	262	37.4	42	4	0

<b>Punt Returns</b>	No.	Yards	TD	Long
ADAMS, Isiah	1	2	0	2
CRAWFORD, Neha	1	-1	0	0

<b>Kick Returns</b>	No.	Yards	TD	Long
JORDAN, Jassir	2	87	0	69
COLES JR., Karee	2	32	0	21

<b>Tackles</b>	UA-A	Total	Sacks	TFL
ZANOTTO, Brett	8-3	11	0.0	0.0
WORLEY, Daquan	6-1	7	0.0	0.0
DEMEDAL, Spence	6-0	6	0.0	0.0
BOOKER, Jalen	4-1	5	1.0	1.0

#### Hawai'i

<b>Rushing</b>	No.	Gain	Loss	Net	TD	Lg	Avg
FURUTA, Dayton	12	114	0	114	0	22	9.5
MCDONALD, Cole	12	63	7	56	0	13	4.7
HOLLY III, F.	8	47	5	42	1	17	5.2
DALE, Elijah	3	36	0	36	0	27	12.0

<b>Passing</b>	C-A-I	Yds	TD	Long	Sack
MCDONALD, Cole	24-40-1	273	5	32	2

<b>Receiving</b>	No.	Yards	TD	Long
BYRD, Cedric	7	55	1	22
WARD, JoJo	6	89	1	20
URSUA, John	5	77	2	32
ARMSTRONG-BROWN	2	18	0	10

<b>Punting</b>	No.	Yds	Avg	Long	In20	TB
GAUDION, Stan	2	91	45.5	50	0	0

<b>Punt Returns</b>	No.	Yards	TD	Long
AUGAFA, Justice	2	24	0	21

<b>Kick Returns</b>	No.	Yards	TD	Long
---------------------	-----	-------	----	------

<b>Tackles</b>	UA-A	Total	Sacks	TFL
TAVAI, Jahlani	4-7	11	0.0	1.0
OKEKE, Ikem	7-2	9	0.0	1.0
SANITOA, S.	4-2	6	1.0	2.0
FARRIS, R.	4-0	4	0.0	0.0

Qtr	Time	Scoring Play	V-H
1st	08:28	DUQ - CRAWFORD, Nehari 6 yd pass from PARR, Daniel (MACZURA, Mitch kick), 6-40 2:24	7 - 0
	07:32	DUQ - CAIN, Aidan 20 yd pass from PARR, Daniel (MACZURA, Mitch kick), 3-23 0:54	14 - 0
	03:12	UH - URSUA, John 25 yd pass from MCDONALD, Cole (MESKELL, Ryan kick), 8-75 4:20	14 - 7
2nd	11:58	UH - WARD, JoJo 20 yd pass from MCDONALD, Cole (MESKELL, Ryan kick), 9-88 3:58	14 - 14
	05:20	UH - BYRD, Cedric 2 yd pass from MCDONALD, Cole (MESKELL, Ryan kick), 11-96 4:16	14 - 21
3rd	10:32	UH - HOLLY III, F. 2 yd run (MESKELL, Ryan kick), 5-43 2:47	14 - 28
4th	07:48	UH - TORRES, Dakota 1 yd pass from MCDONALD, Cole (MESKELL, Ryan kick), 11-88 3:59	14 - 35
	06:11	DUQ - TAYLOR, Kellon 10 yd pass from PARR, Daniel (MACZURA, Mitch kick), 4-28 1:21	21 - 35
	02:13	UH - URSUA, John 7 yd pass from MCDONALD, Cole (MESKELL, Ryan kick), 8-75 3:58	21 - 42





## Team Results

Date	Opponent		Score	Att.
08/27/2022	at Florida St.	L	7-47	51207
09/03/2022	at Youngstown St.	L	14-31	9835
09/10/2022	Thomas More	W	34-14	1410

## Game Records

Record	Overall	Home	Away	Neutral
ALL GAMES	1-2	1-0	0-2	0-0
CONFERENCE	0-0	0-0	0-0	0-0
NON-CONFERENCE	1-2	1-0	0-2	0-0

## Rushing

Player	gp	att	gain	loss	net	avg	td	lg	avg/g
Billy Lucas	3	39	191	8	183	4.7	2	30	61.0
DeMarcus Ware	3	35	155	24	131	3.7	0	43	43.7
JaMario Clements	2	6	32	0	32	5.3	0	9	16.0
DaMon Macklin	2	4	23	0	23	5.8	0	14	11.5
Dwayne Menders	3	4	20	6	14	3.5	0	9	4.7
Darius Perrantes	2	2	13	4	9	4.5	0	13	4.5
Keshawn Brown	2	1	5	0	5	5.0	0	5	2.5
Joe Mischler	3	6	11	15	-4	-0.7	0	6	-1.3
<b>Total</b>	<b>3</b>	<b>97</b>	<b>450</b>	<b>57</b>	<b>393</b>	<b>4.1</b>	<b>2</b>	<b>43</b>	<b>131.0</b>
<b>Opponents</b>	<b>3</b>	<b>127</b>	<b>802</b>	<b>75</b>	<b>727</b>	<b>5.7</b>	<b>11</b>	<b>54</b>	<b>242.3</b>

## Passing

Player	gp	effic	comp-att-int	pct	yds	td	lg	avg/g
Joe Mischler	3	127.0	46-80-4	57.5	561	5	67	187.0
Darius Perrantes	2	19.2	2-7-1	28.6	16	0	10	8.0
<b>Total</b>	<b>3</b>	<b>118.4</b>	<b>48-87-5</b>	<b>55.2</b>	<b>577</b>	<b>5</b>	<b>67</b>	<b>192.3</b>
<b>Opponents</b>	<b>3</b>	<b>108.6</b>	<b>43-77-3</b>	<b>55.8</b>	<b>516</b>	<b>1</b>	<b>51</b>	<b>172.0</b>

## Receiving

Player	gp	no.	yds	avg	td	lg	avg/g
Dwayne Menders	3	17	264	15.5	1	67	88.0
Abdul Janneh	3	13	196	15.1	3	45	65.3
Rahmon Hart Jr.	3	4	36	9.0	0	13	12.0
DeMarcus Ware	3	4	9	2.3	0	6	3.0
Rafael McCoy	2	3	11	3.7	1	8	5.5
Jalin Cooper	3	2	15	7.5	0	11	5.0
Billy Lucas	3	2	19	9.5	0	11	6.3
Logan Lutz	3	1	12	12.0	0	12	4.0
Nick Leopold	3	1	8	8.0	0	8	2.7
Keshawn Brown	2	1	7	7.0	0	7	3.5
<b>Total</b>	<b>3</b>	<b>48</b>	<b>577</b>	<b>12.0</b>	<b>5</b>	<b>67</b>	<b>192.3</b>
<b>Opponents</b>	<b>3</b>	<b>43</b>	<b>516</b>	<b>12.0</b>	<b>1</b>	<b>51</b>	<b>172.0</b>

## Team Statistics

	DU	OPP
<b>First Downs</b>	<b>54</b>	<b>67</b>
Rushing	18	42
Passing	31	21
Penalty	5	4
<b>Rushing Yardage</b>	<b>393</b>	<b>727</b>
Rushing attempts	97	127
Average per rush	4.1	5.7
Average per game	131.0	242.3
TDs Rushing	2	11
<b>Passing Yardage</b>	<b>577</b>	<b>516</b>
Comp-Att-Int	48-87-5	43-77-3
Average per pass	6.6	6.7
Average per catch	12.0	12.0
Average per game	192.3	172.0
TDs Passing	5	1
<b>Total offense</b>	<b>970</b>	<b>1243</b>
Average per play	5.3	6.1
Average per game	323.3	414.3
<b>Kick returns: #-Yards</b>	<b>8-136</b>	<b>8-109</b>
<b>Punt returns: #-Yards</b>	<b>4-3</b>	<b>2-7</b>
<b>Int returns: #-Yards</b>	<b>3-50</b>	<b>5-27</b>
<b>Fumbles-Lost</b>	<b>4-0</b>	<b>5-4</b>
<b>Penalties-Yards</b>	<b>12-96</b>	<b>13-112</b>
<b>Punts-Avg</b>	<b>16-37.0</b>	<b>11-45.5</b>
<b>Time of possession / game</b>	<b>29:57</b>	<b>30:03</b>
<b>3rd-down conversion</b>	<b>12/37</b>	<b>13/36</b>
<b>4rd-down conversion</b>	<b>1/3</b>	<b>3/6</b>
<b>PAT-attempts</b>	<b>(7-7) 100%</b>	<b>(11-11) 100%</b>
<b>2-point conversion-attempts</b>	<b>(0-0) 0%</b>	<b>(0-1) 0%</b>

## Interceptions

Player	no.	yds	avg	td	lg
Jon Muehlbauer	1	0	0.0	0	0
Ryan Webb	1	50	50.0	0	50
Sam Neill	1	0	0.0	0	0
<b>Total</b>	<b>3</b>	<b>50</b>	<b>16.7</b>	<b>0</b>	<b>50</b>
<b>Opponents</b>	<b>5</b>	<b>27</b>	<b>5.4</b>	<b>0</b>	<b>15</b>





## Team Statistics

	DU	OPP
<b>Scoring</b>	<b>55</b>	<b>92</b>
Points per game	18.3	30.7
Points Off Turnovers	13	14
<b>First Downs</b>	<b>54</b>	<b>67</b>
Rushing	18	42
Passing	31	21
Penalty	5	4
<b>Rushing Yardage</b>	<b>393</b>	<b>727</b>
Yards gained rushing	450	802
Yards lost rushing	57	75
Rushing attempts	97	127
Average per rush	4.1	5.7
Average per game	131.0	242.3
TDs Rushing	2	11
<b>Passing Yardage</b>	<b>577</b>	<b>516</b>
Comp-Att-Int	48-87-5	43-77-3
Average per pass	6.6	6.7
Average per catch	12.0	12.0
Average per game	192.3	172.0
TDs Passing	5	1
<b>Total offense</b>	<b>970</b>	<b>1243</b>
Total plays	184	204
Average per play	5.3	6.1
Average per game	323.3	414.3
<b>Kick returns: #-Yards</b>	<b>8-136</b>	<b>8-109</b>
<b>Punt returns: #-Yards</b>	<b>4-3</b>	<b>2-7</b>
<b>Int returns: #-Yards</b>	<b>3-50</b>	<b>5-27</b>
<b>Kick return average</b>	<b>17.0</b>	<b>13.6</b>
<b>Punt return average</b>	<b>0.8</b>	<b>3.5</b>
<b>Int return average</b>	<b>16.7</b>	<b>5.4</b>
<b>Fumbles-Lost</b>	<b>4-0</b>	<b>5-4</b>
<b>Penalties-Yards</b>	<b>12-96</b>	<b>13-112</b>
Average per game	32.0	37.3
<b>Punts-Yards</b>	<b>16-592</b>	<b>11-501</b>
Average per punt	37.0	45.5
Net punt average	35.3	45.3
<b>Kickoffs-Yards</b>	<b>10-579</b>	<b>16-1010</b>
Average per kick	57.9	63.1
Net kick average	43.9	42.1
<b>Time of possession / game</b>	<b>29:57</b>	<b>30:03</b>
<b>3rd-down conversion</b>	<b>12/37</b>	<b>13/36</b>
3rd-down pct	32%	36%
<b>4rd-down conversion</b>	<b>1/3</b>	<b>3/6</b>
4rd-down pct	33%	50%
<b>Sacks by-Yards</b>	<b>10-51</b>	<b>3-12</b>
<b>Misc Yards</b>	<b>0</b>	<b>0</b>
<b>Touchdowns scored</b>	<b>7</b>	<b>12</b>
<b>Field goals - attempts</b>	<b>2-5</b>	<b>3-4</b>
<b>On-Side kicks</b>	<b>0-0</b>	<b>0-0</b>
<b>Red-zone scores</b>	<b>(6-9) 67%</b>	<b>(11-12) 92%</b>
<b>Red-zone touchdowns</b>	<b>(4-9) 44%</b>	<b>(9-12) 75%</b>
<b>PAT-attempts</b>	<b>(7-7) 100%</b>	<b>(11-11) 100%</b>
<b>2-point conversion-attempts</b>	<b>(0-0) 0%</b>	<b>(0-1) 0%</b>
<b>Attendance</b>	<b>1410</b>	<b>61042</b>
Games / Avg per game	1/1410	2/30521
Neutral site games	-	0/0

## Score by Periods

Team	1st	2nd	3rd	4th	OT	TOT
Duquesne	7	17	21	10	0	55
Opponents	27	16	14	35	0	92



**Rushing**

Player	gp	att	gain	loss	net	avg	td	lg	avg/g
Billy Lucas	3	39	191	8	183	4.7	2	30	61.0
DeMarcus Ware	3	35	155	24	131	3.7	0	43	43.7
Joe Mischler	3	6	11	15	-4	-0.7	0	6	-1.3
JaMario Clements	2	6	32	0	32	5.3	0	9	16.0
Dwayne Menders	3	4	20	6	14	3.5	0	9	4.7
DaMon Macklin	2	4	23	0	23	5.8	0	14	11.5
Darius Perrantes	2	2	13	4	9	4.5	0	13	4.5
Keshawn Brown	2	1	5	0	5	5.0	0	5	2.5
<b>Total</b>	<b>3</b>	<b>97</b>	<b>450</b>	<b>57</b>	<b>393</b>	<b>4.1</b>	<b>2</b>	<b>43</b>	<b>131.0</b>
<b>Opponents</b>	<b>3</b>	<b>127</b>	<b>802</b>	<b>75</b>	<b>727</b>	<b>5.7</b>	<b>11</b>	<b>54</b>	<b>242.3</b>

**Passing**

Player	gp	effic	comp-att-int	pct	yds	td	lg	avg/g
Joe Mischler	3	127.0	46-80-4	57.5	561	5	67	187.0
Darius Perrantes	2	19.2	2-7-1	28.6	16	0	10	8.0
<b>Total</b>	<b>3</b>	<b>118.4</b>	<b>48-87-5</b>	<b>55.2</b>	<b>577</b>	<b>5</b>	<b>67</b>	<b>192.3</b>
<b>Opponents</b>	<b>3</b>	<b>108.6</b>	<b>43-77-3</b>	<b>55.8</b>	<b>516</b>	<b>1</b>	<b>51</b>	<b>172.0</b>

**Receiving**

Player	gp	no.	yds	avg	td	lg	avg/g
Dwayne Menders	3	17	264	15.5	1	67	88.0
Abdul Jannah	3	13	196	15.1	3	45	65.3
Rahmon Hart Jr.	3	4	36	9.0	0	13	12.0
DeMarcus Ware	3	4	9	2.3	0	6	3.0
Rafael McCoy	2	3	11	3.7	1	8	5.5
Jalin Cooper	3	2	15	7.5	0	11	5.0
Billy Lucas	3	2	19	9.5	0	11	6.3
Logan Lutz	3	1	12	12.0	0	12	4.0
Nick Leopold	3	1	8	8.0	0	8	2.7
Keshawn Brown	2	1	7	7.0	0	7	3.5
<b>Total</b>	<b>3</b>	<b>48</b>	<b>577</b>	<b>12.0</b>	<b>5</b>	<b>67</b>	<b>192.3</b>
<b>Opponents</b>	<b>3</b>	<b>43</b>	<b>516</b>	<b>12.0</b>	<b>1</b>	<b>51</b>	<b>172.0</b>

**Punt Returns**

Player	no.	yds	avg	td	lg
Nick Leopold	2	-3	-1.5	0	0
Dwayne Menders	1	2	2.0	0	2
Matt Schmitt	1	4	4.0	0	4
<b>Total</b>	<b>4</b>	<b>3</b>	<b>0.8</b>	<b>0</b>	<b>4</b>
<b>Opponents</b>	<b>2</b>	<b>7</b>	<b>3.5</b>	<b>0</b>	<b>7</b>

**Interceptions**

Player	no.	yds	avg	td	lg
Jon Muehlbauer	1	0	0.0	0	0
Ryan Webb	1	50	50.0	0	50
Sam Neill	1	0	0.0	0	0
<b>Total</b>	<b>3</b>	<b>50</b>	<b>16.7</b>	<b>0</b>	<b>50</b>
<b>Opponents</b>	<b>5</b>	<b>27</b>	<b>5.4</b>	<b>0</b>	<b>15</b>

**Kick Returns**

Player	no.	yds	avg	td	lg
Dwayne Menders	3	37	12.3	0	15
Rahmiere Knight	3	62	20.7	0	28
Keshawn Brown	2	37	18.5	0	21
<b>Total</b>	<b>8</b>	<b>136</b>	<b>17.0</b>	<b>0</b>	<b>28</b>
<b>Opponents</b>	<b>8</b>	<b>109</b>	<b>13.6</b>	<b>0</b>	<b>23</b>

**Fumble Returns**

Player	no.	yds	avg	td	lg
Lucas D'Orazio	1	6	6.0	0	6
Dwayne Menders	1	0	0.0	0	0
Rahmiere Knight	1	0	0.0	0	0
Nick Leopold	1	0	0.0	0	0
<b>Total</b>	<b>4</b>	<b>6</b>	<b>1.5</b>	<b>0</b>	<b>6</b>
<b>Opponents</b>	<b>0</b>	<b>0</b>	<b>0.0</b>	<b>0</b>	<b>0</b>





### All Purpose

Player	g	rush	rcv	pr	kr	ir	total	avg/g
Dwayne Menders	3	14	264	2	37	0	317	105.7
Billy Lucas	3	183	19	0	0	0	202	67.3
Abdul Jannah	3	0	196	0	0	0	196	65.3
DeMarcus Ware	3	131	9	0	0	0	140	46.7
Rahmiere Knight	3	0	0	0	62	0	62	20.7
Ryan Webb	3	0	0	0	0	50	50	16.7
Keshawn Brown	2	5	7	0	37	0	49	24.5
Rahmon Hart Jr.	3	0	36	0	0	0	36	12.0
JaMario Clements	2	32	0	0	0	0	32	16.0
DaMon Macklin	2	23	0	0	0	0	23	11.5
Jalin Cooper	3	0	15	0	0	0	15	5.0
Logan Lutz	3	0	12	0	0	0	12	4.0
Rafael McCoy	2	0	11	0	0	0	11	5.5
Darius Perrantes	2	9	0	0	0	0	9	4.5
Nick Leopold	3	0	8	-3	0	0	5	1.7
Matt Schmitt	1	0	0	4	0	0	4	4.0
Joe Mischler	3	-4	0	0	0	0	-4	-1.3
<b>Total</b>	<b>3</b>	<b>393</b>	<b>577</b>	<b>3</b>	<b>136</b>	<b>50</b>	<b>1159</b>	<b>386.3</b>
<b>Opponents</b>	<b>3</b>	<b>727</b>	<b>516</b>	<b>7</b>	<b>109</b>	<b>27</b>	<b>1386</b>	<b>462.0</b>







## Team Defense

##	Player	gp	Tackles				Sacks	Pass defense			Fumbles		blkd	
			ua	a	tot	tfl/yds		int-yds	brup	qbh	fr-yds	ff	kick	saf
2	Tim Lowery	3	17	3	20	1-2	.	.	.	.	.	.	.	.
13	CJ Barnes	3	12	8	20	.	.	.	.	.	.	.	.	.
42	Anthony Dellovade	3	6	7	13	1-8	1-8	.	.	.	.	.	.	.
4	Shane Stump	3	7	6	13	.	.	.	.	.	.	.	.	.
9	Todd Hill	3	9	3	12	4.5-18	2.5-13	.	.	1	.	.	.	.
53	Jayden Johnson	3	5	5	10	.	.	.	.	.	.	.	.	.
27	Jon Muehlbauer	3	5	4	9	1-1	.	1-0	1	1	.	.	.	.
1	Jeremiah Josephs	2	5	4	9	.	.	.	.	.	.	.	.	.
16	A.J. Ackerman	3	5	4	9	1.5-10	1.5-10	.	.	.	.	.	.	.
37	Sam Neill	3	5	3	8	.	.	1-0	.	.	.	.	.	.
3	Ryan Webb	3	3	4	7	.	.	1-50	1	.	.	.	.	.
44	Gianni Rizzo	3	5	1	6	1-1	.	.	1	.	.	.	.	.
8	Ayden Garnes	2	4	2	6	.	.	.	.	.	.	.	.	.
22	Ezekiel Daure	3	1	5	6	.	.	.	.	.	.	.	.	.
55	Alex Reese	3	1	4	5	.	.	.	.	.	.	.	.	.
20	Ty Howard	2	2	3	5	2-8	2-8	.	.	.	.	.	.	.
26	Nathan Proctor	3	2	2	4	.	.	.	.	.	.	.	.	.
97	Kevin Kurzinger	3	2	2	4	2-5	1-2	.	.	.	.	.	.	.
18	Nick Leopold	3	2	1	3	.	.	.	.	.	1-0	.	.	.
31	Antonio Epps	2	3	.	3	.	.	.	.	.	.	.	.	.
90	Jay Vance	3	1	2	3	.	.	.	.	.	.	.	.	.
23	Clemente Ojinnaka	3	.	2	2	.	.	.	.	.	.	.	.	.
4	Billy Lucas	3	2	.	2	.	.	.	.	.	.	.	.	.
11	Jaelen Carson	3	2	.	2	.	.	.	3	.	.	.	.	.
7	Lucas D'Orazio	3	1	1	2	.	.	.	2	.	1-6	.	.	.
36	Milan Summers	3	1	1	2	1-8	1-8	.	.	.	.	.	.	.
5	Ryan Lopez	3	2	.	2	.	.	.	.	2	.	.	.	.
6	Noah Palmer	3	2	.	2	1-2	1-2	.	.	.	.	.	.	.
3	Abdul Janneh	3	1	.	1	.	.	.	.	.	.	.	.	.
55	Matt Fest	3	1	.	1	.	.	.	.	.	.	.	.	.
25	Sam Brown	3	.	1	1	.	.	.	.	.	.	.	.	.
17	Wayne Wade	2	1	.	1	.	.	.	.	.	.	.	.	.
10	Ryan Iacone	2	.	1	1	.	.	.	.	.	.	.	.	.
51	Aiden Lehner	1	1	.	1	.	.	.	.	.	.	.	.	.
23	JaMario Clements	2	.	1	1	.	.	.	.	.	.	.	.	.
35	Jason Sweeney	3	.	1	1	.	.	.	.	.	.	.	.	.
29	Malichi Lowery	1	1	.	1	.	.	.	.	.	.	.	.	.
52	Alijah Metz	1	.	1	1	.	.	.	.	.	.	.	.	.
21	Mahlik Strozier	3	1	.	1	1-1	.	.	1	.	.	.	.	.
8	Dwayne Menders	3	.	.	.	.	.	.	.	.	1-0	.	.	.
16	Rahmiere Knight	3	.	.	.	.	.	.	.	.	1-0	.	.	.





		Rushing				Receiving				Passing				Kick Returns				Punt Returns				tot			
Date	Opponent	no.	yds	td	lg	no.	yds	td	lg	cmp	att	int	yds	td	lg	no.	yds	td	lg	no.	yds	td	lg	off	
08/27/2022	at Florida St.	30	93	0	20	7	71	1	22	7-17-0				71	1	22	4	54	0	17	0	0	0	0	164
09/03/2022	at Youngstown St.	25	51	0	11	22	274	2	45	22-41-3				274	2	45	2	37	0	21	0	0	0	0	325
09/10/2022	Thomas More	42	249	2	43	19	232	2	67	19-29-2				232	2	67	2	45	0	28	4	3	0	4	481
Duquesne		97	393	2	43	48	577	5	67	48-87-5				577	5	67	8	136	0	28	4	3	0	4	970
Opponents		127	727	11	54	43	516	1	51	43-77-3				516	1	51	8	109	0	23	2	7	0	7	1243

### Duquesne Averages

Games	Avg/ rush	Avg/ catch	Pass effic	KR avg	PR avg	All purpose avg/game	Total offense avg/game
3	4.1	12.0	118.4	17.0	0.8	386.3	323.3

Date	Opponent	Tackles				Sacks		Fumble		Pass Defense				blkd	PAT attempts				off	
		ua	a	total	tfl-yds	no-yds	ff	fr-yds	int-yds	qbh	brup	kick	kick	rush	rcv	saf	t/o	pts		
08/27/2022	at Florida St.	40	44	84	1.0-7	1-7	0	1-0	1-50	1	2	0	1-1	0	0	0	7	7		
09/03/2022	at Youngstown St.	40	28	68	5.0-13	3-10	0	1-6	0-0	1	4	0	2-2	0	0	0	0	14		
09/10/2022	Thomas More	38	10	48	11.0-44	6-34	0	2-0	2-0	2	3	0	4-4	0	0	0	6	34		
<b>Duquesne</b>		<b>118</b>	<b>82</b>	<b>200</b>	<b>17.0-64</b>	<b>10-51</b>	<b>0</b>	<b>4-6</b>	<b>3-50</b>	<b>4</b>	<b>9</b>	<b>0</b>	<b>7-7</b>	<b>0</b>	<b>0</b>	<b>0</b>	<b>13</b>	<b>55</b>		
<b>Opponents</b>		<b>104</b>	<b>72</b>	<b>176</b>	<b>23.0-61</b>	<b>3-12</b>	<b>1</b>	<b>0-0</b>	<b>5-27</b>	<b>3</b>	<b>15</b>	<b>0</b>	<b>11-11</b>	<b>0</b>	<b>0</b>	<b>0</b>	<b>14</b>	<b>92</b>		

Date	Opponent	Punting										Field Goals				Kickoffs				
		no.	yds	avg	long	blkd	tb	fc	50+	i20	md-att	long	blkd	no.	yds	avg	tb	ob		
08/27/2022	at Florida St.	8	301	37.6	48	0	0	2	0	2	0-1	0	0	2	123	61.5	0	0		
09/03/2022	at Youngstown St.	4	139	34.8	37	0	1	2	0	0	0-1	0	0	3	167	55.7	1	0		
09/10/2022	Thomas More	4	152	38.0	52	0	0	2	1	2	2-3	37	0	5	289	57.8	0	0		
<b>Duquesne</b>		<b>16</b>	<b>592</b>	<b>37.0</b>	<b>52</b>	<b>0</b>	<b>1</b>	<b>6</b>	<b>1</b>	<b>4</b>	<b>2-5</b>	<b>37</b>	<b>0</b>	<b>10</b>	<b>579</b>	<b>57.9</b>	<b>1</b>	<b>0</b>		
<b>Opponents</b>		<b>11</b>	<b>501</b>	<b>45.5</b>	<b>55</b>	<b>0</b>	<b>0</b>	<b>3</b>	<b>3</b>	<b>4</b>	<b>3-4</b>	<b>39</b>	<b>0</b>	<b>16</b>	<b>1010</b>	<b>63.1</b>	<b>8</b>	<b>0</b>		





Date	Opponent	Rushing				Receiving				Passing				Kick Returns				Punt Returns				tot off
		no.	yds	td	lg	no.	yds	td	lg	cmp-att-int	yds	td	lg	no.	yds	td	lg	no.	yds	td	lg	
08/27/2022	at Florida St.	54	406	6	43	14	232	0	51	14-22-1	232	0	51	2	26	0	14	2	7	0	7	638
09/03/2022	at Youngstown St.	41	274	4	54	14	154	0	41	14-29-0	154	0	41	2	18	0	18	0	0	0	0	428
09/10/2022	Thomas More	32	47	1	12	15	130	1	24	15-26-2	130	1	24	4	65	0	23	0	0	0	0	177
<b>Opponents</b>		<b>127</b>	<b>727</b>	<b>11</b>	<b>54</b>	<b>43</b>	<b>516</b>	<b>1</b>	<b>51</b>	<b>43-77-3</b>	<b>516</b>	<b>1</b>	<b>51</b>	<b>8</b>	<b>109</b>	<b>0</b>	<b>23</b>	<b>2</b>	<b>7</b>	<b>0</b>	<b>7</b>	<b>1243</b>
<b>Duquesne</b>		<b>97</b>	<b>393</b>	<b>2</b>	<b>43</b>	<b>48</b>	<b>577</b>	<b>5</b>	<b>67</b>	<b>48-87-5</b>	<b>577</b>	<b>5</b>	<b>67</b>	<b>8</b>	<b>136</b>	<b>0</b>	<b>28</b>	<b>4</b>	<b>3</b>	<b>0</b>	<b>4</b>	<b>970</b>

## Opponents Averages

Games	Avg/ rush	Avg/ catch	Pass effc	KR avg	PR avg	All purpose avg/game	Total offense avg/game
3	5.7	12.0	108.6	13.6	3.5	462.0	414.3

Date	Opponent	Tackles				Sacks	Fumble		Pass Defense			blkd kick	PAT attempts			off		
		ua	a	total	tfl-yds		no-yds	ff	fr-yds	int-yds	qbh		brup	kick	rush	rcv	saf	t/o
08/27/2022	at Florida St.	21	34	55	6.0-13	1-6	0	0-0	0-0	0	5	0	5-5	0	0	0	0	47
09/03/2022	at Youngstown St.	32	26	58	7.0-17	0-0	0	0-0	3-12	2	8	0	4-4	0	0	0	14	31
09/10/2022	Thomas More	51	12	63	10.0-31	2-6	1	0-0	2-15	1	2	0	2-2	0	0	0	0	14
Opponents		104	72	176	23.0-61	3-12	1	0-0	5-27	3	15	0	11-11	0	0	0	14	92
Duquesne		118	82	200	17.0-64	10-51	0	4-6	3-50	4	9	0	7-7	0	0	0	13	55

Date	Opponent	Punting								Field Goals			Kickoffs				
		no.	yds	avg	long	blkd	tb	fc	50+	i20	md-att	long	blkd	no.	yds	avg	tb ob
08/27/2022	at Florida St.	1	52	52.0	52	0	0	0	1	1	2-2	24	0	9	580	64.4	5 0
09/03/2022	at Youngstown St.	3	147	49.0	55	0	0	2	2	2	1-2	39	0	5	317	63.4	3 0
09/10/2022	Thomas More	7	302	43.1	49	0	0	1	0	1	0-0	0	0	2	113	56.5	0 0
<b>Opponents</b>		<b>11</b>	<b>501</b>	<b>45.5</b>	<b>55</b>	<b>0</b>	<b>0</b>	<b>3</b>	<b>3</b>	<b>4</b>	<b>3-4</b>	<b>39</b>	<b>0</b>	<b>16</b>	<b>1010</b>	<b>63.1</b>	<b>8 0</b>
<b>Duquesne</b>		<b>16</b>	<b>592</b>	<b>37.0</b>	<b>52</b>	<b>0</b>	<b>1</b>	<b>6</b>	<b>1</b>	<b>4</b>	<b>2-5</b>	<b>37</b>	<b>0</b>	<b>10</b>	<b>579</b>	<b>57.9</b>	<b>1 0</b>





## 3rd-Down Conversions

Date	Opponent		Score	Overall		1st Qtr		2nd Qtr		3rd Qtr		4th Qtr		Overtime	
08/27/2022	at Florida St.	L	7-47	1-10	10.0	0-2	0.0	1-4	25.0	0-3	0.0	0-1	0.0	0-0	0.0
09/03/2022	at Youngstown St.	L	14-31	7-16	43.8	3-4	75.0	2-5	40.0	2-3	66.7	0-4	0.0	0-0	0.0
09/10/2022	Thomas More	W	34-14	4-11	36.4	2-3	66.7	1-2	50.0	1-3	33.3	0-3	0.0	0-0	0.0
<b>Duquesne</b>				<b>12-37</b>	<b>32.4</b>	<b>5-9</b>	<b>55.6</b>	<b>4-11</b>	<b>36.4</b>	<b>3-9</b>	<b>33.3</b>	<b>0-8</b>	<b>0.0</b>	<b>0-0</b>	<b>0.0</b>
<b>Opponents</b>				<b>13-36</b>	<b>36.1</b>	<b>4-7</b>	<b>57.1</b>	<b>4-11</b>	<b>36.4</b>	<b>3-9</b>	<b>33.3</b>	<b>2-9</b>	<b>22.2</b>	<b>0-0</b>	<b>0.0</b>

## 4th-Down Conversions

Date	Opponent		Score	Overall		1st Qtr		2nd Qtr		3rd Qtr		4th Qtr		Overtime	
08/27/2022	at Florida St.	L	7-47	0-0	0.0	0-0	0.0	0-0	0.0	0-0	0.0	0-0	0.0	0-0	0.0
09/03/2022	at Youngstown St.	L	14-31	0-2	0.0	0-1	0.0	0-0	0.0	0-1	0.0	0-0	0.0	0-0	0.0
09/10/2022	Thomas More	W	34-14	1-1	100.0	1-1	100.0	0-0	0.0	0-0	0.0	0-0	0.0	0-0	0.0
<b>Duquesne</b>				<b>1-3</b>	<b>33.3</b>	<b>1-2</b>	<b>50.0</b>	<b>0-0</b>	<b>0.0</b>	<b>0-1</b>	<b>0.0</b>	<b>0-0</b>	<b>0.0</b>	<b>0-0</b>	<b>0.0</b>
<b>Opponents</b>				<b>3-6</b>	<b>50.0</b>	<b>1-2</b>	<b>50.0</b>	<b>0-0</b>	<b>0.0</b>	<b>0-2</b>	<b>0.0</b>	<b>2-2</b>	<b>100.0</b>	<b>0-0</b>	<b>0.0</b>

## Time of Possession

Date	Opponent		Score	Overall	1st Qtr	2nd Qtr	3rd Qtr	4th Qtr	Overtime
08/27/2022	at Florida St.	L	7-47	24:47	03:25	08:41	04:47	07:54	00:00
09/03/2022	at Youngstown St.	L	14-31	29:49	05:07	09:36	09:28	05:38	00:00
09/10/2022	Thomas More	W	34-14	35:16	10:21	07:10	07:50	09:55	00:00
<b>Duquesne</b>				<b>Total</b>	<b>18:53</b>	<b>25:27</b>	<b>22:05</b>	<b>23:27</b>	<b>00:00</b>
				<b>Avg.</b>	<b>06:18</b>	<b>08:29</b>	<b>07:22</b>	<b>07:49</b>	<b>00:00</b>
<b>Opponents</b>				<b>Total</b>	<b>19:32</b>	<b>26:08</b>	<b>18:52</b>	<b>25:36</b>	<b>00:00</b>
				<b>Avg.</b>	<b>06:31</b>	<b>08:43</b>	<b>06:17</b>	<b>08:32</b>	<b>00:00</b>





## Duquesne Inside Opponent Red-Zone

Date	Opponent	Score	Times	Times	Total			Rush	Pass	FGs	Failed to score inside RZ					
			In RZ	Scored	Pts	TDs	TDs	TDs	TDs	Made	FGA	Down	Int	Fumb	Half	Game
08/27/2022	at Florida St.	L 7-47	0	0	0	0	0	0	0	0	0	0	0	0	0	0
09/03/2022	at Youngstown St.	L 14-31	2	1	7	1	0	1	0	0	1	0	0	0	0	0
09/10/2022	Thomas More	W 34-14	7	5	27	3	2	1	2	2	3	0	1	0	0	0
<b>Totals 6 of 9 (66.7%)</b>			<b>9</b>	<b>6</b>	<b>34</b>	<b>4</b>	<b>2</b>	<b>2</b>	<b>2</b>	<b>2</b>	<b>4</b>	<b>0</b>	<b>1</b>	<b>0</b>	<b>0</b>	<b>0</b>

## Opponents Inside Duquesne Red-Zone

Date	Opponent	Score	Times	Times	Total			Rush	Pass	FGs	Failed to score inside RZ					
			In RZ	Scored	Pts	TDs	TDs	TDs	TDs	Made	FGA	Down	Int	Fumb	Half	Game
08/27/2022	Florida St.	L 7-47	7	7	40	5	5	0	2	2	2	0	0	0	0	0
09/03/2022	Youngstown St.	L 14-31	4	3	21	3	3	0	0	0	0	0	0	1	0	0
09/10/2022	Thomas More	W 34-14	1	1	7	1	1	0	0	0	0	0	0	0	0	0
<b>Totals 11 of 12 (91.7%)</b>			<b>12</b>	<b>11</b>	<b>68</b>	<b>9</b>	<b>9</b>	<b>0</b>	<b>2</b>	<b>2</b>	<b>2</b>	<b>0</b>	<b>0</b>	<b>1</b>	<b>0</b>	<b>0</b>



**Duquesne - Game Highs**

RUSHES	42	Thomas More (09/10/2022)
YARDS RUSHING	249	Thomas More (09/10/2022)
YARDS PER RUSH	5.9	Thomas More (09/10/2022)
TD RUSHES	2	Thomas More (09/10/2022)
PASS ATTEMPTS	41	at Youngstown St. (09/03/2022)
PASS COMPLETIONS	22	at Youngstown St. (09/03/2022)
YARDS PASSING	274	at Youngstown St. (09/03/2022)
YARDS PER PASS	8.0	Thomas More (09/10/2022)
TD PASSES	2	Thomas More (09/10/2022)
	2	at Youngstown St. (09/03/2022)
TOTAL PLAYS	71	Thomas More (09/10/2022)
TOTAL OFFENSE	481	Thomas More (09/10/2022)
YARDS PER PLAY	6.8	Thomas More (09/10/2022)
POINTS	34	Thomas More (09/10/2022)
SACKS BY	6	Thomas More (09/10/2022)
FIRST DOWNS	24	Thomas More (09/10/2022)
PENALTIES	5	Thomas More (09/10/2022)
PENALTY YARDS	45	Thomas More (09/10/2022)
TURNOVERS	3	at Youngstown St. (09/03/2022)
PUNTS	8	at Florida St. (08/27/2022)
PUNTING AVG	38.0	Thomas More (09/10/2022)
LONG PUNT	52	Thomas More (09/10/2022)
PUNTS INSIDE 20	2	Thomas More (09/10/2022)
	2	at Florida St. (08/27/2022)
LONG PUNT RETURN	4	Thomas More (09/10/2022)

**Opponent - Game Highs**

RUSHES	54	at Florida St. (08/27/2022)
YARDS RUSHING	406	at Florida St. (08/27/2022)
YARDS PER RUSH	7.5	at Florida St. (08/27/2022)
TD RUSHES	6	at Florida St. (08/27/2022)
PASS ATTEMPTS	29	at Youngstown St. (09/03/2022)
PASS COMPLETIONS	15	Thomas More (09/10/2022)
YARDS PASSING	232	at Florida St. (08/27/2022)
YARDS PER PASS	10.5	at Florida St. (08/27/2022)
TD PASSES	1	Thomas More (09/10/2022)
TOTAL PLAYS	76	at Florida St. (08/27/2022)
TOTAL OFFENSE	638	at Florida St. (08/27/2022)
YARDS PER PLAY	8.4	at Florida St. (08/27/2022)
POINTS	47	at Florida St. (08/27/2022)
SACKS BY	2	Thomas More (09/10/2022)
FIRST DOWNS	33	at Florida St. (08/27/2022)
PENALTIES	5	at Florida St. (08/27/2022)
PENALTY YARDS	55	at Florida St. (08/27/2022)
TURNOVERS	4	Thomas More (09/10/2022)
PUNTS	7	Thomas More (09/10/2022)
PUNTING AVG	52.0	at Florida St. (08/27/2022)
LONG PUNT	55	at Youngstown St. (09/03/2022)
PUNTS INSIDE 20	2	at Youngstown St. (09/03/2022)
LONG PUNT RETURN	7	at Florida St. (08/27/2022)







## Duquesne - Individual Game Highs

RUSHES	19	Billy Lucas vs Thomas More (09/10/2022)
YARDS RUSHING	136	Billy Lucas vs Thomas More (09/10/2022)
TD RUSHES	2	Billy Lucas vs Thomas More (09/10/2022)
LONG RUSH	43	DeMarcus Ware vs Thomas More (09/10/2022)
PASS ATTEMPTS	41	Joe Mischler at Youngstown St. (09/03/2022)
PASS COMPLETIONS	22	Joe Mischler at Youngstown St. (09/03/2022)
YARDS PASSING	274	Joe Mischler at Youngstown St. (09/03/2022)
TD PASSES	2	Joe Mischler vs Thomas More (09/10/2022)
	2	Joe Mischler at Youngstown St. (09/03/2022)
LONG PASS	67	Joe Mischler vs Thomas More (09/10/2022)
RECEPTIONS	8	Dwayne Menders vs Thomas More (09/10/2022)
	8	Abdul Janneh at Youngstown St. (09/03/2022)
YARDS RECEIVING	154	Dwayne Menders vs Thomas More (09/10/2022)
TD RECEPTIONS	2	Abdul Janneh at Youngstown St. (09/03/2022)
LONG RECEPTION	67	Dwayne Menders vs Thomas More (09/10/2022)
PUNTS	7	Michael Berarducci at Florida St. (08/27/2022)
PUNTING AVG	38.1	Michael Berarducci at Florida St. (08/27/2022)
LONG PUNT	52	Michael Berarducci vs Thomas More (09/10/2022)
PUNTS INSIDE 20	2	Michael Berarducci vs Thomas More (09/10/2022)
	2	Michael Berarducci at Florida St. (08/27/2022)
LONG PUNT RETURN	4	Matt Schmitt vs Thomas More (09/10/2022)
LONG KICKOFF RETURN	28	Rahmiere Knight vs Thomas More (09/10/2022)
TACKLES	10	CJ Barnes at Youngstown St. (09/03/2022)
SACKS	2	Ty Howard at Youngstown St. (09/03/2022)
TACKLES FOR LOSS	2.5	Todd Hill vs Thomas More (09/10/2022)

## Opponent - Individual Game Highs

RUSHES	20	Jaleel McLaughlin at Youngstown St. (09/03/2022)
YARDS RUSHING	203	Jaleel McLaughlin at Youngstown St. (09/03/2022)
TD RUSHES	3	Jaleel McLaughlin at Youngstown St. (09/03/2022)
LONG RUSH	54	Jaleel McLaughlin at Youngstown St. (09/03/2022)
PASS ATTEMPTS	29	Demeatric Crenshaw at Youngstown St. (09/03/2022)
PASS COMPLETIONS	14	Demeatric Crenshaw at Youngstown St. (09/03/2022)
YARDS PASSING	207	Jordan Travis at Florida St. (08/27/2022)
TD PASSES	1	Rae'Von Vaden vs Thomas More (09/10/2022)
LONG PASS	51	Jordan Travis at Florida St. (08/27/2022)
RECEPTIONS	6	Bryce Oliver at Youngstown St. (09/03/2022)
YARDS RECEIVING	84	Kentron Poitier at Florida St. (08/27/2022)
TD RECEPTIONS	1	Craig Wills vs Thomas More (09/10/2022)
LONG RECEPTION	51	Johnny Wilson at Florida St. (08/27/2022)
FIELD GOALS	2	Ryan Fitzgerald at Florida St. (08/27/2022)
LONG FIELD GOALS	39	Colt McFadden at Youngstown St. (09/03/2022)
PUNTS	7	Elgin Phillips vs Thomas More (09/10/2022)
PUNTING AVG	52.0	Alex Mastromanno at Florida St. (08/27/2022)
LONG PUNT	55	Paddy Lynch at Youngstown St. (09/03/2022)
PUNTS INSIDE 20	2	Paddy Lynch at Youngstown St. (09/03/2022)
LONG PUNT RETURN	7	Myciah Pittman at Florida St. (08/27/2022)
LONG KICKOFF RETURN	23	Diante Lesperance vs Thomas More (09/10/2022)
TACKLES	8	Quincy Lenton at Youngstown St. (09/03/2022)
SACKS	1	Del Thomas vs Thomas More (09/10/2022)
	1	Jared Verse at Florida St. (08/27/2022)
TACKLES FOR LOSS	2	Antonio Davis vs Thomas More (09/10/2022)
	2	Tanner Lawrence vs Thomas More (09/10/2022)
INTERCEPTIONS	2	Devin Johnson at Youngstown St. (09/03/2022)





Statistic	National Rank	Conference Rank	Value	National Leader	Value	Conference Leader	Value
3rd Down Conversion Pct (115 ranked)	70	2	0.324	Eastern Ky.	0.657	Sacred Heart	0.438
3rd Down Conversion Pct Defense (115 ranked)	40	3	0.361	Weber St.	0.138	Sacred Heart	0.174
4th Down Conversion Pct (88 ranked)	73	3	0.333	12 teams tied	1.000	Sacred Heart	1.000
4th Down Conversion Pct Defense (103 ranked)	50	2	0.500	19 teams tied	0.000	Sacred Heart	0.200
Blocked Kicks (6 ranked)				Northwestern St.	4	Central Conn. St. Saint Francis (PA)	1 1
Blocked Kicks Allowed (114 ranked)	1	1	0	72 teams tied	0	Duquesne Sacred Heart Saint Francis (PA)	0 0 0
Blocked Punts (2 ranked)				Georgetown	2		
Blocked Punts Allowed (115 ranked)	1	1	0	90 teams tied	0	Duquesne Sacred Heart Saint Francis (PA)	0 0 0
Completion Percentage (114 ranked)	77	5	0.552	Furman	0.803	LIU	0.634
Defensive TDs (6 ranked)				Southern U.	3	Wagner	1
Fewest Penalties (115 ranked)	40	2	12	Stony Brook	2	Central Conn. St.	9
Fewest Penalties Per Game (115 ranked)	9	1	4.00	McNeese Stony Brook	2.00 2.00	Duquesne	4.00
Fewest Penalty Yards (115 ranked)	36	4	96	Stony Brook	20	Central Conn. St.	55
Fewest Penalty Yards Per Game (115 ranked)	13	2	32.00	Kennesaw St.	17.00	Central Conn. St.	27.50
First Downs Defense (115 ranked)	113	6	67	Stetson	16	Sacred Heart	26
First Downs Offense (115 ranked)	9	1	54	Austin Peay	81	Duquesne	54
Fumbles Lost (114 ranked)	1	1	0	33 teams tied	0	Central Conn. St. Duquesne Wagner	0 0 0
Fumbles Recovered (49 ranked)	3	1	4	Jacksonville St. Lafayette	5 5	Central Conn. St. Duquesne	4 4
Kickoff Return Defense (115 ranked)	16	1	13.62	5 teams tied	0.00	Duquesne	13.62
Kickoff Returns (113 ranked)	85	5	17.00	Illinois St.	50.50	Wagner	33.25
Net Punting (115 ranked)	65	2	35.31	Youngstown St.	48.60	Saint Francis (PA)	38.00
Passes Had Intercepted (115 ranked)	112	6	5	17 teams tied	0	Sacred Heart	0
Passes Intercepted (66 ranked)	12	3	3	Weber St.	7	LIU	5
Passing Offense (115 ranked)	61	2	192.3	UIW	428.5	Saint Francis (PA)	239.5
Passing Yards Allowed (115 ranked)	31	3	172.0	Sacred Heart	58.0	Sacred Heart	58.0
Passing Yards per Completion (115 ranked)	49	2	12.02	Villanova	27.44	Wagner	13.46
Punt Return Defense (115 ranked)	38	1	3.50	Fordham San Diego	-4.00 -4.00	Duquesne	3.50
Punt Returns (114 ranked)	84	4	0.75	The Citadel	50.00	LIU	23.00
Red Zone Defense (89 ranked)	83	6	0.917	Abilene Christian N.C. Central	0.000 0.000	Sacred Heart	0.600
Red Zone Offense (115 ranked)	83	3	0.667	28 teams tied	1.000	Wagner	1.000
Rushing Defense (115 ranked)	97	4	242.3	Jackson St.	18.0	Sacred Heart	125.5
Rushing Offense (115 ranked)	59	2	131.0	Sacramento St.	378.0	Saint Francis (PA)	160.5
Sacks Allowed (115 ranked)	14	1	1.00	Nicholls North Dakota St. UT Martin	0.00 0.00 0.00	Duquesne Saint Francis (PA)	1.00 1.00
Scoring Defense (115 ranked)	60	4	30.7	Jackson St.	3.0	Sacred Heart	8.0
Scoring Offense (114 ranked)	67	3	18.3	Ark.-Pine Bluff	62.0	Saint Francis (PA)	22.0
Tackles for Loss Allowed (115 ranked)	89	6	7.67	North Dakota St.	1.00	Saint Francis (PA)	4.50
Team Passing Efficiency (115 ranked)	64	2	118.35	UIW	272.53	Saint Francis (PA)	120.82
Team Passing Efficiency Defense (115 ranked)	24	2	108.63	Weber St.	55.44	Sacred Heart	60.35
Team Sacks (108 ranked)	19	2	3.33	Jackson St.	6.00	Saint Francis (PA)	3.50
Team Tackles for Loss (115 ranked)	53	4	5.7	UIW	13.0	Sacred Heart	10.0
Time of Possession (115 ranked)	60	2	29:57	Villanova	39:39	Sacred Heart	31:13
Total Defense (115 ranked)	68	3	414.3	Jackson St.	147.5	Sacred Heart	183.5
Total Offense (115 ranked)	62	2	323.3	Fordham	626.5	Saint Francis (PA)	400.0
Turnover Margin (115 ranked)	28	2	0.67	Sacramento St.	3.00	Central Conn. St.	1.00
Turnovers Gained (100 ranked)	1	1	7	Duquesne Weber St.	7 7	Duquesne	7
Turnovers Lost (114 ranked)	92	6	5	North Dakota St.	0	Central Conn. St.	3
Winning Percentage (71 ranked)	68	2	0.333	25 teams tied	1.000	Sacred Heart	0.500





## 2022 RANKING SUMMARY - INDIVIDUAL

Statistic	Player	National Rank	Conference Rank	Value	National Leader	Value	Conference Leader	Value
All Purpose (197 ranked)	Dwayne Menders Billy Lucas	64 187	3 9	105.67 67.33	Cameron Skattebo, Sacramento St.	226.00	Naiem Simmons, Wagner	109.50
Blocked Kicks (1 ranked)					Jomard Valsin Jr., Northwestern St.	2		
Combined Kick Returns (194 ranked)	Rahmiere Knight Dwayne Menders	76 117	3 7	62 39	Joey Audia, Butler	257	Jayvin Little, Wagner	70
Completion Percentage (110 ranked)	Joe Mischler	59	3	0.575	Pierce Holley, Georgetown	0.797	Justin Sliwoski, Saint Francis (PA)	0.629
Completions Per Game (150 ranked)	Joe Mischler	52	3	15.33	Parker McKinney, Eastern Ky.	34.00	Derek Green, LIU	19.00
Field Goal Percentage (65 ranked)	Brian Bruzdewicz	64	2	0.400	29 players tied	1.000	Alex Schmoke, Saint Francis (PA)	0.833
Field Goals Per Game (85 ranked)	Brian Bruzdewicz	60	2	0.67	Alex Schmoke, Saint Francis (PA)	2.50	Alex Schmoke, Saint Francis (PA)	2.50
Forced Fumbles (0 ranked)								
Fumbles Recovered (5 ranked)	Lucas D'Orazio Rahmiere Knight Nick Leopold Dwayne Menders	5 5 5 5	2 2 2 2	1 1 1 1	4 players tied	2	Jahlil Brown, Central Conn. St.	2
Interceptions Per Game (26 ranked)					Victor Nelson Jr., LIU	2.0	Victor Nelson Jr., LIU	2.0
Kickoff Return TDs (1 ranked)					6 players tied	1		
Kickoff Returns (78 ranked)					Montrae Braswell, Missouri St.	55.0	Jayvin Little, Wagner	23.3
Passes Defended (0 ranked)								
Passing Efficiency (110 ranked)	Joe Mischler	51	2	127.0	Lindsey Scott, UIW	265.9	Justin Sliwoski, Saint Francis (PA)	133.8
Passing TDs (25 ranked)	Joe Mischler	12	1	5	Tim DeMorat, Fordham Mike DiLiello, Austin Peay	11 11	Joe Mischler, Duquesne	5
Passing Yards (150 ranked)	Joe Mischler	17	1	561	Tim DeMorat, Fordham	838	Joe Mischler, Duquesne	561
Passing Yards Per Game (150 ranked)	Joe Mischler	51	1	187.0	Tim DeMorat, Fordham	419.0	Joe Mischler, Duquesne	187.0
Passing Yards per Completion (110 ranked)	Joe Mischler	45	3	12.20	Lindsey Scott, UIW	22.77	Justin Sliwoski, Saint Francis (PA)	13.82
Points Responsible For (157 ranked)	Joe Mischler Abdul Jannah Brian Bruzdewicz Billy Lucas	21 71 157 157	1 2 6 6	30 18 12 12	Mike DiLiello, Austin Peay	78	Joe Mischler, Duquesne	30
Points Responsible For Per Game (146 ranked)	Joe Mischler	63	1	10.0	Tim DeMorat, Fordham	36.0	Joe Mischler, Duquesne	10.0
Punt Return TDs (1 ranked)					7 players tied	1		
Punt Returns (34 ranked)					Taco Dowler, Montana St.	26.3		
Punting (70 ranked)	Michael Berarducci	52	4	37.2	Jake Gerardi, Southern Utah	50.5	Jordan Slaiby, Saint Francis (PA)	41.6
Receiving TDs (17 ranked)	Abdul Jannah	3	1	3	Naseim Brantley, Western Ill. Drae McCray, Austin Peay	4 4	Abdul Jannah, Duquesne	3
Receiving Yards (150 ranked)	Dwayne Menders Abdul Jannah	4 24	1 4	264 196	Darion Chafin, UIW	368	Dwayne Menders, Duquesne	264
Receiving Yards Per Game (199 ranked)	Dwayne Menders Abdul Jannah	26 66	3 6	88.0 65.3	Darion Chafin, UIW	184.0	Naiem Simmons, Wagner	108.5
Receptions Per Game (165 ranked)	Dwayne Menders Abdul Jannah	31 90	3 7	5.7 4.3	Fotis Kokosioulis, Fordham	11.0	Owen Glascoe, LIU	8.0
Rush Yards Per Carry (151 ranked)	Billy Lucas DeMarcus Ware	64 97	2 5	4.69 3.74	Cameron Skattebo, Sacramento St.	15.30	Damon Horton, Saint Francis (PA)	4.91
Rushing TDs (11 ranked)					Zion Webb, Jacksonville St.	6		
Rushing Yards (200 ranked)	Billy Lucas DeMarcus Ware	22 63	1 3	183 131	Jaleel McLaughlin, Youngstown St.	332	Billy Lucas, Duquesne	183
Rushing Yards Per Game (198 ranked)	Billy Lucas DeMarcus Ware	75 140	2 8	61.0 43.7	Jaleel McLaughlin, Youngstown St.	166.0	Malik Grant, Sacred Heart	77.5
Sacks (87 ranked)	Todd Hill A.J. Ackerman	61 87	4 7	0.83 0.50	Chris Whittaker, UIW	3.00	Sebastian Benjamin, Saint Francis (PA)	2.00
Scoring (199 ranked)	Abdul Jannah Brian Bruzdewicz Billy Lucas	80 199 199	2 4 4	6.0 4.0 4.0	Cameron Skattebo, Sacramento St.	18.0	Alex Schmoke, Saint Francis (PA)	9.0
Solo Tackles (0 ranked)								
Tackles For Loss (0 ranked)								
Total Offense (200 ranked)	Joe Mischler Billy Lucas	62 187	2 9	185.7 61.0	Tim DeMorat, Fordham	436.5	Justin Sliwoski, Saint Francis (PA)	201.5
Total Points Scored (0 ranked)								
Total Tackles (0 ranked)								
Total Touchdowns (138 ranked)	Abdul Jannah Billy Lucas Rafael McCoy Dwayne Menders	15 39 138 138	1 2 4 4	3 2 1 1	Zion Webb, Jacksonville St.	6	Abdul Jannah, Duquesne	3
Yards per Pass Attempt (110 ranked)	Joe Mischler	52	2	7.01	Lindsey Scott, UIW	15.94	Justin Sliwoski, Saint Francis (PA)	8.69
Yards per Reception (200 ranked)	Dwayne Menders Abdul Jannah	78 90	3 4	15.53 15.08	T.J. Luther, Gardner-Webb	37.60	Naiem Simmons, Wagner	19.73





## #11 JOE MISCHLER

2022	COMP-ATT-INT	YDS	TD	LONG
at Florida State	7-17-0	71	1	22
at Youngstown State	22-41-3	274	2	45
vs Thomas More	18-23-1	241	1	67

## MISCHLER'S CAREER HIGHS

Completions	23, vs Sacred Heart
Attempts	41, at Youngstown State
Interceptions	3, at Youngstown State
Yards	385, vs LIU
Touchdowns	3, 2x - last vs Sacred Heart
Long	75, vs LIU

## MISCHLER'S CAREER TOTALS

400+-Yard Games	0
300+-Yard Games	2
200+-Yard Games	5
Multiple TD Pass Games	4
All-Time Record as Starter	5-4

## MISCHLER RUSHING

Spring 2021	ATT-YDS-TD	LONG
at Florida State	1-(-6)-0	0
at Youngstown State	1-(-1)-0	0
vs Thomas More	4-3-0	6

## MISCHLER'S RUSHING CAREER HIGHS

Rush	9, vs Sacred Heart
Yards	63, vs Sacred Heart
Long	34, vs Sacred Heart
TDs	1, vs Sacred Heart
Career 100-Yard Games	-

## #7 DARIUS PERRANTES

2021	COMP-ATT-INT	YDS	TD	LONG
at TCU	3-9-0	76	-	37
at Ohio	23-34-0	194	1	30
vs VUL	6-8-1	78	-	26
at Merrimack	12-20-0	126	4	33
vs Bryant	29-41-1	316	3	37
at Sacred Heart	7-16-1	45	-	18
at LIU	19-32-2	215	3	42
vs CCSU	24-48-1	329	3	30
at Wagner	16-24-1	241	3	43

## PERRANTES' CAREER HIGHS

Completions	29, vs Bryant
Attempts	48, vs CCSU
Interceptions	2, at LIU
Yards	329, vs CCSU
Touchdowns	4, at Merrimack
Long	61, at William & Mary '19*


\* at Rhode Island

## PERRANTES' CAREER TOTALS

400+-Yard Games	0
300+-Yard Games	2
200+-Yard Games	4
Multiple TD Pass Games	6
All-Time Record as Starter	7-3

## PERRANTES RUSHING

	ATT-YDS-TD	LONG
at TCU	1-(-7)-0	0
at Ohio	6-0-1	11
vs VUL	1-0-0	0
at Merrimack	1-(-2)-0	0
vs Bryant	7-38-1	11
at Sacred Heart	4-6-0	7
at LIU	0-0-0	0
vs CCSU	2-(-7)-0	3
at Wagner	3-11-0	6



MISCHLER



PERRANTES





## #4 BILLY LUCAS

	Rushing		Receiving	
	ATT-YDS-TD	LONG	REC-YDS-TD	LONG
at Florida State	7-13-0	5	-	-
at YSU	13-34-0	11	1-11-0	11
vs Thomas More	19-136-2	30	1-8-0	8

### CAREER HIGHS

Rush/Rec.	26, at Bryant '20-21	1, 5x - last vs Thomas More
Yards	137, at LIU	15, at Sacred Heart
Long	67, at LIU	15, at Sacred Heart
TDs	2, 2x last vs Thomas More	-
Career 100-Yard Games	5	-

## #9 DeMARCUS WARE

	Rushing		Receiving	
	ATT-YDS-TD	LONG	REC-YDS-TD	LONG
at Florida State	11-30-0	20	-	-
at YSU	10-24-0	10	-	-
vs. Thomas More	14-77-0	43	5-23-0	14

### CAREER HIGHS

Rush/Rec.	26, at Western Carolina*	8, at Kennesaw St.*
Yards	128, at VMI*	33, at The Citadel*
Long	66, at VMI*	17, at The Citadel*
TDs	3, at Western Carolina*	1, 2x last at The Citadel*
Career 100-Yard Games	2	-
*at Samford		

## #5 JOEY ISABELLA

	REC-YDS-TD	LNG
at Florida State	-	-
at YSU	-	-
vs Thomas More	-	-

### CAREER HIGHS

Rec	8, at Ohio
Yds	76, vs Sacred Heart
Long	35, vs Sacred Heart
TDs	2, vs Sacred Heart
Career 100-Yard Games	-

## #8 DWAYNE MENDERS, JR.

	REC-YDS-TD	LNG
at Florida State	2-8-0	8
at YSU	7-102-0	29
vs Thomas More	8-165-1	67

### CAREER HIGHS

Rec	12, at Bryant*
Yds	165, vs Thomas More
Long	67, vs Thomas More
TDs	1, 4x last vs Thomas More
Career 100-Yard Games	4
*at Marist	

## #3 ABDUL JANNEH

	REC-YDS-TD	LNG
at Florida State	3-44-1	22
at YSU	8-121-2	45
vs Thomas More	2-31-0	31

### CAREER HIGHS

Rec	8, at YSU
Yds	121, at YSU
Long	45, at YSU
TDs	2, at YSU
Career 100-Yard Games	1

## #1 RAHMON HART, JR.

	REC-YDS-TD	LNG
at Florida State	0-0-0	-
at YSU	3-26-0	13
vs Thomas More	1-10-0	10

### CAREER HIGHS

Rec	3, at Youngstown State
Yds	26, at Youngstown State
Long	13, at Youngstown State
TDs	-
Career 100-Yard Games	0

## KICKING

### #91 BRIAN BRUZDEWICZ

	FG-AT	PAT	PTS	LNG
at Florida State	0-1	1-1	1	-
at YSU	0-1	2-2	2	-
vs Thomas More	2-3	3-3	9	37

## PUNTING

### #32 MICHAEL BERARDUCCI

	NO	AVG	IN 20	LNG
at Florida State	7	38.1	2	48
at YSU	4	34.7	0	37
vs Thomas More	4	38.0	2	52



JANNEH



LUCAS



BRUZDEWICZ



## 2022 STARTING LINEUPS

### OFFENSE

	LT	LG	C	RG	RT	TE	QB	RB	WR	WR	WR
at Florida State	Oliver	Zacher	Dorundo	Fest	Lumia	Leopold <sup>^</sup>	Mischler	Lucas	Hart, Jr.	Janneh	Menders, Jr.
at Youngstown State	Oliver	Zacher	Dorundo	Fest	Lumia	Easterling	Mischler	Lucas	Hart, Jr.	Janneh	Lutz*
vs. Thomas More	Oliver	Zacher	Dorundo	Fest	Lumia	Easterling	Mischler	Lucas	Hart, Jr.	Janneh	Menders, Jr.
at Hawaii											
at Stonehill											
vs. Merrimack											
at Central Conn. St.											
vs. LIU											
vs. Sacred Heart											
at Saint Francis											
vs. Wagner											
<b>Consecutive Starts</b>	<b>(3)</b>	<b>(3)</b>	<b>(18)</b>	<b>(13)</b>	<b>(18)</b>	<b>(2)</b>	<b>(3)</b>	<b>(3)</b>	<b>(3)</b>	<b>(3)</b>	<b>(1)</b>

<sup>^</sup>opened with four Wide Receivers

\* opened with two tight ends

### DEFENSE

	DE	NT	DE	LB	LB	LB	LB	CB	SS	FS	CB
at Florida State	Ackerman	Hradecny	Proctor	Kurzinger	Stump	Rizzo	Daure <sup>^</sup>	Lowery	Josephs	Barnes	Webb
at Youngstown State	Ackerman	Lopez	D'Orazio	Hill	Dellovade	Rizzo	Daure <sup>^</sup>	Lowery	Josephs	Barnes	Webb
vs. Thomas More	Ackerman	Lopez	D'Orazio	Hill	Dellovade	Rizzo	Garnes <sup>^</sup>	Lowery	Muehlbauer	Barnes	Carson
at Hawaii											
at Stonehill											
vs. Merrimack											
at Central Conn. St.											
vs. LIU											
vs. Sacred Heart											
at Saint Francis											
vs. Wagner											
<b>Consecutive Starts</b>	<b>(14)</b>	<b>(2)</b>	<b>(2)</b>	<b>(2)</b>	<b>(2)</b>	<b>(3)</b>	<b>(1)</b>	<b>(7)</b>	<b>(1)</b>	<b>(3)</b>	<b>(1)</b>

<sup>^</sup>opened with five Defensive Backs

## 2022 SCORING DRIVES

DUQUESNE	90+	80-89	70-79	60-69	50-59	40-49	30-39	20-29	10-19	0-9	Neg.	OT
Touchdowns	1	0	1	2	2	0	1	0	0	0	0	0
Field Goals	0	0	0	0	0	0	1	0	0	0	1	0

OPPONENT	90+	80-89	70-79	60-69	50-59	40-49	30-39	20-29	10-19	0-9	Neg.	OT
Touchdowns	0	3	2	3	2	1	1	0	0	0	0	0
Field Goals	0	1	1	0	1	0	0	0	0	0	0	0



## DUQUESNE CAREER CENTURY CLUB

### 100 YARDS RUSHING

20/137/TD	Billy Lucas at LIU '21
22/110/TD	Billy Lucas vs Sacred Heart '20-21
26/110/TD	Billy Lucas at Bryant '20-21
16/105/TD	Billy Lucas at Wagner '21
19/136/TD	Billy Lucas vs Thomas More '22

### 100 YARDS RECEIVING

8/121/2 TD	Abdul Janneh at Youngstown State '22
7/102	Dwayne Menders, Jr. at Youngstown State '22
8/165/1 TD	Dwayne Menders, Jr. vs Thomas More '22

### 300 YARDS PASSING

29-41/316/3 TD	Darius Perrantes vs Bryant '21
23-40/335/3 TD	Joe Mischler vs Sacred Heart '20-21
21-27/385/3 TD	Joe Mischler vs LIU '20-21

WEBB



## PASSING

Passing Yards			
Stat	Individual	Total	Opponent, Date
400+	Dillon Buechel	423	at William & Mary, 11/28/15
350+	Joe Mischler	385	LIU, 3/21/21
300+	Darius Perrantes	329	CCSU, 11/13/21
250+	Joe Mischler	274	at YSU, 09/03/22

Touchdown Passes		Total	Opponent, Date
Stat	Individual		
6+	Dillon Buechel	6	at Jacksonville, 10/1/16
5+	Tommy Stuart	5	at Robert Morris, 10/14/17
4+	Darius Perantes	4	at Merrimack, 10/2/21
3+	Darius Perantes	3	at Wagner, 11/20/21

Pass Attempts	Stat	Individual	Total	Opponent, Date
50+	Dillon Buechel	51	Bucknell, 9/10/16	
40+	Joe Mischler	41	at YSU, 09/03/22	
30+	Joe Mischler	41	at YSU, 09/03/22	

Pass Stat	Completions Individual	Total	Opponent, Date
30+	Dillon Buechel	33	at William & Mary, 11/28/15
25+	Darius Perrantes	29	Bryant, 10/9/21
20+	Joe Mischler	22	at YSU, 09/03/22

Interceptions			
Stat	Individual	Total	Opponent, Date
4+	Brett Brumbaugh	4	Robert Morris, 11/9/19
3+	Joe Mischler	3	at YSU, 09/03/22
0	Joe Mischler	0	Florida State, 08/27/22

**A non-quarterback TD pass ...**  
Bill Bair (RB) 26 yds. to Sean Patterson (QB)  
at Bryant, 11.20.10

## RECEIVING

Receiving Yards	Stat	Individual	Total	Opponent, Date
200+	Cyrus Holder	211	LIU, 3/21/21	
175+	Cyrus Holder	211	LIU, 3/21/21	
150+	Dwayne Menders	165	Thomas More, 9/12/22	
125+	Dwayne Menders	165	Thomas More, 9/12/22	

Touchdown Receptions			
Stat	Individual	Total	Opponent, Date
4+	Blair Roberts	4	Bryant, 10/29/16
3+	Blair Roberts	4	Bryant, 10/29/16
2+	Abdul Janneh	2	at YSU, 09/03/22

Receptions			
Stat	Individual	Total	Opponent, Date
12+	Chris King	12	at William & Mary, 11/28/15
10+	Kareem Coles, Jr.	10	at Robert Morris, 11/9/19
8+	Dwayne Menders	165	Thomas More, 9/12/22

Long Stat	Reception Individual	Total	Opponent, Date
90+	Conrad Carter	91	Saint Francis, 9/20/08
80+	Nehari Crawford	80	Dayton, 9/15/18
70+	Cyrus Holder	75	LIU, 3/21/21
60+	Dwayne Menders	67	Thomas More, 9/12/22
50+	Dwayne Menders	67	Thomas More, 9/12/22

**Two players with 100+ yards...**  
Abdul Janneh (8-121-2 TD) & Dwayne Menders, Jr. (7-102) at Youngstown State (09/03/22)

**Two players with 2+ receiving touchdowns...**  
Nehari Crawford (6-70-2) & Kareem Coles, Jr. (2-21-2) vs. West Virginia Wesleyan, 9.30.17

## RUSHING

Rush Yards	Stat	Individual	A-Y-TD	Opponent, Date
300+	Mike Hilliard	31-323-5	La Salle, 9/27/03	
250+	Mike Hilliard	31-323-5	La Salle, 9/27/03	
200+	A.J. Hines	31-213-1	Sacred Heart, 11/10/18	
150+	A.J. Hines	28-175-1	at Towson, 11/24/18	

Rush Attempts			Opponent, Date
Stat	Individual	Total	
40+	Mike Hilliard	40	at Morehead State, 11/1/03
30+	A.J. Hines	33	at Bryant, 11/16/19

Rush Touchdowns			
Stat	Individual	Total	Opponent, Date
5+	Larry McCoy	5	at Sacred Heart, 11/14/09
4+	Larry McCoy	5	at Sacred Heart, 11/14/09
3+	A.J. Hines	3	Robert Morris, 10/13/18

Long Rush Stat	Individual	Total	Opponent, Date
90+			
80+	Josh Rue	86	Canisius, 11/17/01
70+	Garrett Owens	75	at Sacred Heart, 10/23/21
60+	Billy Lucas	67	at LIU, 11/6/21
50+	Billy Lucas	67	at LIU, 11/6/21

**Two players rushed for 100+ yards ...**  
Garrett Owens (12-119-2)  
& Billy Lucas (16-105-1) at Wagner, 11/20/21

## ALL PURPOSE YARDS

Yards	Stat	Individual	Total	Opponent, Date
350+	Josh Rue	409	Canisius, 11/17/01	
300+	Mike Hilliard	323	La Salle, 9/27/03	
250+	A.J. Hines	256	at Saint Francis, 10/20/18	
200+	Cyrus Holder	211	LIU, 3/21/21	

Touchdowns		Total	Opponent, Date
Stat	Individual		
5+	Larry McCoy	5	at Sacred Heart, 11/14/09
4+	Blair Roberts	4	Bryant, 10/29/16
3+	A.J. Hines	3	Robert Morris, 10/13/18

## DEFENSE

Tackles			
Stat	Individual	Total / Solo	Opponent, Date
20+	Nathan Totino	23/13	Albany, 10/4/08
15+	Carter Henderson	16/9	at Liberty, 11/4/17
10+	CJ Barnes	6/4	at YSU, 09/03/22

Sacks			Opponent, Date
Stat	Individual	Total	
4+	Dorian Bell	4.0	Sacred Heart, 10/20/12
3+	A.J. Garson	3.5	at Wagner, 11/20/21

Tackles for Loss		
Stat	Individual	Total
5+	Christian Kuntz	6.0
4+	Christian Kuntz	6.0
3+	A.J. Garson	3.0

Interceptions			
Stat	Individual	Total	Opponent, Date
3+	Leigh Bodden	3	Iona, 11/2/02
2+	Jeremiah Josephs	2	at Merrimack, 10/2/21

**An interception was returned for a touchdown ...**

Spencer DeMedal (29 yds) vs VUL 09.25.21

**A fumble was returned for a touchdown ...**

Christian Kuntz (0 yds) vs. Sacred Heart 11.12.16

**Had three defensive scores ...**

Interception (71 yds), Fumble (0 yds) & Interception (33 yds)  
in a span of 4:09 of 1Q vs. West Liberty, 10.5.13

**A safety was recorded ...**

vs VUL (snap over quarterback's head out of back of end zone), 09.25.21

**Two safeties were recorded ...**

2 at Robert Morris (10:27 & 3:26 of 3rd quarter), 10.19.13

## SPECIAL TEAMS

FGs Made	Stat	Individual	Total	Opponent, Date
4+		Brian Bruzdewicz	4	at Ohio, 9/11/21
3+		Brian Bruzdewicz	4	at Ohio, 9/11/21

Long FG Stat	Individual	Total	Opponent, Date
50+	Charlie Leventry	51	Wagner, 10/22/11
45+	Andrew Smith	45	at LIU, 11/6/21

Long Punt			Opponent, Date
Stat	Individual	Total	
70+	Joe Maker	73	at Saint Peter's, 10/28/00
60+	Austin Crimmins	60	Dayton, 9/17/16

**A kickoff was returned for a touchdown ...**

Xavier Nelson (82 yds) at CCSU, 11.16.16

**A punt was returned for a touchdown ...**

Mark Allen (65 yds) vs. Wagner 10.26.19

**A punt was blocked ...**

Nick Leopold at Sacred Heart, 10.23.21

**Blocked punt returned for a touchdown...**

Steve Mougis (0 yd) vs. La Salle, 11.5.05

**A PAT was blocked...**

Rob Marra at Wagner, 11.2.18

**A field goal was blocked ...**

T.J. Johnson vs. Bryant , 10.9.21

**Blocked field goal returned for a touchdown...**

Jared Williams (48 yds) at Dayton, 9.10.11

## TEAM

Total Offense			
Stat	Opponent	Total	Date
700+	Iona	751	10/21/00
600+	at Jacksonville	619	10/01/16
500+	at Wagner	551	11/20/21
<200	at Florida State	164	08/27/22

Passing Yards	Stat	Opponent	Total	Date
400+	at	William & Mary	423	11/28/15
350+		LIU	385	3/21/21
300+		LIU	385	3/21/21
<100	at	Florida State	71	08/27/22

Rush Yards			
Stat	Opponent	Total	Date
400+	Valparaiso	425	9/17/11
300+	at Wagner	310	11/20/21
200+	at Wagner	310	11/20/21
<100	at Youngstown St.	51	09/03/22

Points	Stat	Opponent	Total	Date
60+	La Salle	62	9/27/03	
50+	Virginia-Lynchburg	56	9/25/21	
40+	at Wagner	44	11/20/21	

Turnovers				
Stat	Opponent	Total	Date	
5+	at Robert Morris	7	11/9/19	
4+	at Robert Morris	7	11/9/19	

Takeaways			Date
Stat	Opponent	Total	
5+	None since before 2009		
4+	Merrimack	4	10/2/21

Sacks	Stat	Opponent	Total	Date
7+		at Wagner	7	11/20/21
6+		Thomas More	6	9/10/22
5+		Thomas More	6	9/10/22

**Duquesne posted a shutout ...**

W, 44-0 at Wagner 11.20.21

**Duquesne posted consecutive shutouts ...**

42-0 at Canisius, 11.9.02 & 27-0 vs. Fairfield, 11.16.02

**Duquesne did not score ...**

L, 0-10 at Sacred Heart, 11.9.13

**Duquesne did not score in consecutive games ...**  
0-12 at Saint Francis (10.26.1991), 0-49 at Buffalo (11.2.91)  
& 0-35 vs. Allegheny (11.9.91) as a Division III member

**Duquesne did not score in the first half...**

at Florida State (L, 7-47), 8.27.22

**Duquesne did not score in the second half ...**

at Sacred Heart (L, 13-31), 10.23.21

**Duquesne did not score a touchdown...**

at TCU (L, 3-45), 9.4.21

**Duquesne defeated a ranked team ...**

No. 16 Towson (W, 31-10) 11.24.18

**Duquesne lost to a ranked team...**

No. 18 Central Conn. St (L, 10-43), 11.23.19

**Duquesne won an overtime game ...**

at Sacred Heart (W, 30-23 in OT), 9.22.07

**Duquesne lost an overtime game ...**

vs Sacred Heart (L, 27-34 in OT), 4.11.21

**Had a game decided in final minute ...**

31-27 W vs. Central Conn. St., 11.13.21,  
Cyrus Holder 30-yd TD reception with :29 seconds remaining

**Had a game decided on the final play**

45-42 W at Sacred Heart (11.14.09),  
Charlie Leventry 31 yd FG as time expired

**collegepressbox**  
SINCE 2005 EVERYTHING BUT THE PREGAME MEAL

**2023**

**NATIONAL CHAMPIONSHIP**

**131 Teams**

**10 Conferences**

**42 Bowls**

**25 Awards**

**collegepressbox** is the official  
media website for Division I football

Access and download game notes, quotes, statistics, media guides,  
headshots, logos and more for all FBS schools, conferences,  
postseason games, awards and the College Football Playoff

**For access, please register for an account at:  
[collegepressbox.com/register](https://collegepressbox.com/register)**

 [collegepressbox](https://twitter.com/collegepressbox)

 [collegepressboxvideo](https://www.youtube.com/collegepressboxvideo)