

2023



# FOOTBALL

## Media Guide



IT JUST MEANS MORE.™





# 2023 SEC FOOTBALL SCHEDULE

(As of May 18, 2023 - Tentative and Subject to Change)



Date Team	Aug. 26	Sept. 2	Sept. 9	Sept. 16	Sept. 23	Sept. 30	Oct. 7	Oct. 14	Oct. 21	Oct. 28	Nov. 4	Nov. 11	Nov. 18	Nov. 25
<b>ALABAMA</b>		MIDDLE TENNESSEE Tuscaloosa	TEXAS Tuscaloosa	SOUTH FLORIDA Tampa	OLE MISS Tuscaloosa	MISSISSIPPI STATE Starkville	TEXAS A&M College Station	ARKANSAS Tuscaloosa	TENNESSEE Tuscaloosa		LSU Tuscaloosa	KENTUCKY Lexington	UT CHATTANOOGA Tuscaloosa	AUBURN Auburn
<b>ARKANSAS</b>		WESTERN CAROLINA Little Rock	KENT Fayetteville	BYU Fayetteville	LSU Baton Rouge	TEXAS A&M Arlington	OLE MISS Oxford	ALABAMA Tuscaloosa	MISSISSIPPI STATE Fayetteville		FLORIDA Gainesville	AUBURN Fayetteville	FIU Fayetteville	MISSOURI Fayetteville (Nov. 24)
<b>AUBURN</b>		UMASS Auburn	CALIFORNIA Berkeley	SAMFORD Auburn	TEXAS A&M College Station	GEORGIA Auburn		LSU Baton Rouge	OLE MISS Auburn	MISSISSIPPI STATE Auburn	VANDERBILT Nashville	ARKANSAS Fayetteville	NEW MEXICO STATE Auburn	ALABAMA Auburn
<b>FLORIDA</b>		UTAH Salt Lake City (Aug. 31)	MCNEESE STATE Gainesville	TENNESSEE Gainesville	CHARLOTTE Gainesville	KENTUCKY Lexington	VANDERBILT Gainesville	SOUTH CAROLINA Columbia	GEORGIA Jacksonville	GEORGIA Jacksonville	ARKANSAS Gainesville	LSU Baton Rouge	MISSOURI Columbia	FLORIDA STATE Gainesville
<b>GEORGIA</b>		UT MARTIN Athens	BALL STATE Athens	SOUTH CAROLINA Athens	UAB Athens	AUBURN Auburn	KENTUCKY Athens	VANDERBILT Nashville		FLORIDA Jacksonville	MISSOURI Athens	OLE MISS Athens	TENNESSEE Knoxville	GEORGIA TECH Atlanta
<b>KENTUCKY</b>		BALL STATE Lexington	EASTERN KENTUCKY Lexington	AKRON Lexington	VANDERBILT Nashville	FLORIDA Lexington	GEORGIA Athens	MISSOURI Lexington	TENNESSEE Lexington	TENNESSEE Lexington	MISSISSIPPI Starkville	ALABAMA Lexington	SOUTH CAROLINA Columbia	LOUISVILLE Louisville
<b>LSU</b>		FLORIDA STATE Orlando (Sept. 3)	GRAMBLING Baton Rouge	MISSISSIPPI STATE Starkville	ARKANSAS Baton Rouge	OLE MISS Oxford	MISSOURI Columbia	AUBURN Baton Rouge	ARMY Baton Rouge		ALABAMA Tuscaloosa	FLORIDA Baton Rouge	GEORGIA STATE Baton Rouge	TEXAS A&M Baton Rouge
<b>OLE MISS</b>		MERCER Oxford	TULANE New Orleans	GEORGIA TECH Oxford	ALABAMA Tuscaloosa	LSU Oxford	ARKANSAS Oxford		AUBURN Auburn	VANDERBILT Oxford	TEXAS A&M Oxford	GEORGIA Athens	UL-MONROE Oxford	MISSISSIPPI STATE Starkville (Nov. 23)
<b>MISSISSIPPI STATE</b>		SE LOUISIANA Starkville	ARIZONA Starkville	LSU Starkville	SOUTH CAROLINA Columbia	ALABAMA Starkville	WESTERN MICHIGAN Starkville		ARKANSAS Fayetteville	AUBURN Auburn	KENTUCKY Starkville	TEXAS A&M College Station	SOUTHERN MISS Starkville	OLE MISS Starkville (Nov. 23)
<b>MISSOURI</b>		SOUTH DAKOTA Columbia (Aug. 31)	MIDDLE TENNESSEE Columbia	KANSAS STATE Columbia	MEMPHIS St. Louis	VANDERBILT Nashville	LSU Columbia	KENTUCKY Lexington	SOUTH CAROLINA Columbia, Mo.		GEORGIA Athens	TENNESSEE Columbia	FLORIDA Columbia	ARKANSAS Fayetteville (Nov. 24)
<b>SOUTH CAROLINA</b>		NORTH CAROLINA Charlotte	FURMAN Columbia	GEORGIA Athens	MISSISSIPPI STATE Columbia	TENNESSEE Knoxville		FLORIDA Columbia	MISSOURI Columbia, Mo.	TEXAS A&M College Station	JACKSONVILLE STATE Columbia	VANDERBILT Columbia	KENTUCKY Columbia	CLEMSON Columbia
<b>TENNESSEE</b>		VIRGINIA Nashville	AUSTIN PEAY Knoxville	FLORIDA Gainesville	UTSA Knoxville	SOUTH CAROLINA Knoxville		TEXAS A&M Knoxville	ALABAMA Tuscaloosa	KENTUCKY Lexington	UCONN Knoxville	MISSOURI Columbia	GEORGIA Knoxville	VANDERBILT Knoxville
<b>TEXAS A&amp;M</b>		NEW MEXICO College Station	MIAMI Miami	UL-MONROE College Station	AUBURN College Station	ARKANSAS Arlington	ALABAMA College Station	TENNESSEE Knoxville		SOUTH CAROLINA College Station	OLE MISS Oxford	MISSISSIPPI College Station	ABILENE CHRISTIAN College Station	LSU Baton Rouge
<b>VANDERBILT</b>	HAWAII Nashville	ALABAMA A&M Nashville	WAKE FOREST Winston-Salem	UNLV Las Vegas	KENTUCKY Nashville	MISSOURI Nashville	FLORIDA Gainesville	GEORGIA Nashville		OLE MISS Oxford	AUBURN Nashville	SOUTH CAROLINA Columbia		TENNESSEE Knoxville

2023 SEC CHAMPIONSHIP GAME • DECEMBER 2 • MERCEDES-BENZ STADIUM • ATLANTA, GA

## SOUTHEASTERN CONFERENCE

It Just Means More . . . . .	2-4
SEC All-Time National Champions . . . . .	5
Commissioner Greg Sankey . . . . .	6-8
SECU Academic Initiatives . . . . .	9
SEC Official Sponsor/Licensing Program . . . . .	10
Media Services . . . . .	11

## SEC CHAMPIONSHIP GAME

2023 SEC Championship Game . . . . .	12
2022 SEC Championship Game . . . . .	13
SEC Championship Game History . . . . .	14-25
SEC Championship Game Records . . . . .	26-28

## BOWLS

SEC Bowl Success . . . . .	29
SEC Bowl Agreements . . . . .	30
This is SEC Football . . . . .	31
SEC Bowl Selection Process . . . . .	32
2023-24 Bowl Schedule . . . . .	33

## ALABAMA

Coach Nick Saban/2023 Schedule . . . . .	34
Quick Facts/Stadium/2022 Results . . . . .	35
Alphabetical Roster . . . . .	36
Year-By-Year Record/Bowls . . . . .	37

## ARKANSAS

Coach Sam Pittman/2023 Schedule . . . . .	38
Quick Facts/Stadium/2022 Results . . . . .	39
Alphabetical Roster . . . . .	40
Year-By-Year Record/Bowls . . . . .	41

## AUBURN

Coach Hugh Freeze /2023 Schedule . . . . .	42
Quick Facts/Stadium/2022 Results . . . . .	43
Alphabetical Roster . . . . .	44
Year-By-Year Record/Bowls . . . . .	45

## FLORIDA

Coach Billy Napier/2023 Schedule . . . . .	46
Quick Facts/Stadium/2022 Results . . . . .	47
Alphabetical Roster . . . . .	48
Year-By-Year Record/Bowls . . . . .	49

## GEORGIA

Coach Kirby Smart /2023 Schedule . . . . .	50
Quick Facts/Stadium/2022 Results . . . . .	51
Alphabetical Roster . . . . .	52
Year-By-Year Record/Bowls . . . . .	53

## KENTUCKY

Coach Mark Stoops/2023 Schedule . . . . .	54
Quick Facts/Stadium/2022 Results . . . . .	55
Alphabetical Roster . . . . .	56
Year-By-Year Record/Bowls . . . . .	57

## LSU

Coach Brian Kelly/2023 Schedule . . . . .	58
Quick Facts/Stadium/2022 Results . . . . .	59
Alphabetical Roster . . . . .	60
Year-By-Year Record/Bowls . . . . .	61

## OLE MISS

Coach Lane Kiffin/2023 Schedule . . . . .	62
Quick Facts/Stadium/2022 Results . . . . .	63
Alphabetical Roster . . . . .	64
Year-By-Year Record/Bowls . . . . .	65

## MISSISSIPPI STATE

Coach Zach Arnett/2023 Schedule . . . . .	66
Quick Facts/Stadium/2022 Results . . . . .	67
Alphabetical Roster . . . . .	68
Year-By-Year Record/Bowls . . . . .	69

## MISSOURI

Coach Eliah Drinkwitz/2023 Schedule . . . . .	70
Quick Facts/Stadium/2022 Results . . . . .	71
Alphabetical Roster . . . . .	72
Year-By-Year Record/Bowls . . . . .	73

## SOUTH CAROLINA

Coach Shane Beamer/2023 Schedule . . . . .	74
Quick Facts/Stadium/2022 Results . . . . .	75
Alphabetical Roster . . . . .	76
Year-By-Year Record/Bowls . . . . .	77

## TENNESSEE

Coach Josh Heupel/2023 Schedule . . . . .	78
Quick Facts/Stadium/2022 Results . . . . .	79
Alphabetical Roster . . . . .	80
Year-By-Year Record/Bowls . . . . .	81

## TEXAS A&M

Coach Jimbo Fisher/2023 Schedule . . . . .	82
Quick Facts/Stadium/2022 Results . . . . .	83
Alphabetical Roster . . . . .	84
Year-By-Year Record/Bowls . . . . .	85

## VANDERBILT

Coach Clark Lea/2023 Schedule . . . . .	86
Quick Facts/Stadium/2022 Results . . . . .	87
Alphabetical Roster . . . . .	88
Year-By-Year Record/Bowls . . . . .	89

## 2022 IN REVIEW

Standings/Recap . . . . .	90
Team & Individual Statistics . . . . .	91-96

## THROUGH THE YEARS

National/Undefeated Teams/All-Time Standings/Streaks/Consecutive Wins . . . . .	97
Record vs. Other Conferences/ Non-Conference Record . . . . .	98-100
All-Time Champions . . . . .	101
Year-By-Year Standings . . . . .	102-110
National Statistical Champions . . . . .	111-112
Year-By-Year Statistical Leaders . . . . .	112-119
SEC in National Attendance Leaders . . . . .	120-121
Conference Attendance Leaders . . . . .	122-125

## RECORD BOOK

Individual Records . . . . .	126-145
Team Records . . . . .	146-155
Overtime Records . . . . .	156-157
3,000-Yard Club . . . . .	158
Longest Plays . . . . .	159-160

## HONORS

SEC in the NFL Draft . . . . .	161-162
Hall of Fame Members . . . . .	163
SEC National Award Winners . . . . .	164
SEC All-Americans . . . . .	165-170
Academic Honor Roll . . . . .	171-172
Academic All-America . . . . .	173-174
AFCAs Honors . . . . .	175
Individual SEC Awards . . . . .	176-177
Coaches All-SEC Teams . . . . .	178-183
All-Freshman Teams . . . . .	184-186
All-Time SEC Players of the Week . . . . .	187-201

## COACHES

All-Time Coaching Records . . . . .	202-204
Coach of the Year . . . . .	205
Winningest SEC Coaches . . . . .	206-207

## BOWLS & POLLS

Year-by-Year in Bowl Games . . . . .	208-210
Bowl Games of SEC Members . . . . .	211-213
SEC Bowl Records . . . . .	214-216
All-Time AP Poll . . . . .	217-218
SEC Teams Ranked No. 1 . . . . .	219-220
UPI Rankings . . . . .	220-221
USA Today Coaches Rankings . . . . .	222

## CREDITS

### Editor

Ben Beaty  
SEC Secondary Football Contact

### Special Assistance

Chuck Dunlap

### Printing

Walker360 Publishing, Montgomery, Ala.

### Layout and Cover Design

Walker360; BC Romano, SEC

## IT JUST MEANS MORE. CELEBRATING THE ANNIVERSARY OF TITLE IX

During the 2022-23 athletic year, the Southeastern Conference culminated a year-long celebration of the anniversary of Title IX, the landmark legislation enacted half a century ago that has had a dramatic and lasting impact on opportunities for women in collegiate athletics.

Under the banner of "50th Anniversary of Title IX: Creating Opportunities," the SEC's celebration included recognitions at Conference championship events, commemoration of achievements through online and social media channels, commemorative memorabilia and a collaboration with the SEC Network highlighting the advancement of women's sports.

On June 23, 1972, the Title IX of the Higher Education Act was passed as U.S. legislation. It was enacted to ensure "No person in the United States shall, on the basis of sex, be excluded from participation in, be denied the benefits of, or be subjected to discrimination under any education program or activity receiving Federal financial assistance."

The first Southeastern Conference title in a women's sport was awarded in 1979 and over the ensuing years SEC teams have won 118 national cham-

pionships in all sports while thousands of young women have earned their college degrees on athletics scholarships.

The SEC launched [www.SECsports.com/TitleIX](http://www.SECsports.com/TitleIX) on its official website, a site that was updated throughout the year including a timeline of great moments in SEC women's sports history. The SEC's social media channels also celebrated the anniversary over the course of the anniversary year.

During the course of the year, every SEC team in every sport donned a commemorative pre-game warmup shirt on the first weekend of their conference season that featured a specially designed SEC-Title IX anniversary logo.

The SEC created a one-minute video celebrating the anniversary, with narration by Hall of Fame basketball player Tamika Catchings, that was seen in arenas across the SEC and at all SEC championship events during the year as well as across the SEC's social media channels.

## SEC TEAMS WON EIGHT NATIONAL CHAMPIONSHIPS IN 2022-23

- Georgia won its second straight College Football Playoff National Championship, giving the SEC four straight CFP titles and six of the last eight
- Arkansas swept NCAA titles in men's and women's indoor track and field
- LSU won its first national championship in women's basketball in 2023, giving the SEC two in a row after South Carolina's title in 2022
- Florida won the NCAA championship in men's golf and men's outdoor track and field
- LSU won seventh baseball national championship and first since 2009, claiming the fourth consecutive national title for the SEC, all from different schools
- Vanderbilt won its third national title in women's bowling, a sport in which it competes in the Southland Conference

## STUDENT-ATHLETE DEVELOPMENT AND ACHIEVEMENT

### STUDENT-ATHLETE CAREER TOUR



27 SEC student-athletes participated in the 2022 SEC Career Tour in Atlanta.

Twenty-seven current and former SEC student-athletes participated in the seventh annual SEC Career Tour Nov. 29-Dec. 1 in Atlanta. It marked the sixth time student-athletes from each SEC university convened in Atlanta to participate in the career tour leading up to the SEC Football Championship Game. The event was held virtually in 2020.

The annual program allows student-athletes to connect with human resource recruiters and submit resumes for entry-level jobs, internships and gain valuable knowledge of professional branding.

The group visited the headquarters and met with executives at several corporations and organizations in the Atlanta area including Mercedes Benz Stadium, Cox Enterprises, KPMG, InterContinental Hotels Group (IHG), Mercedes Benz USA and Lockheed Martin.

### SEC IN NCAA'S TOP 10

Kentucky's Abby Steiner became the tenth SEC student-athlete in the six-year history of the NCAA's Top 10 Award to receive the prestigious honor. The award recognizes former student-athletes for their successes in competition, in the classroom and in the community. Steiner was honored at the 2023 NCAA Convention.

Steiner was a three-time NCAA Division I individual national champion and a member of Kentucky's 2022 NCAA outdoor 4x400-meter relay championship team. An 11-time first-team All-American, she also won The Bowerman as the national collegiate track and field athlete of the year.

A summa cum laude graduate, she was the 2022 SEC Indoor and Outdoor Track and Field Scholar-Athlete of the Year. Steiner volunteered with God's Pantry, preparing lunches for children and interned with Kentucky BioMotion Research Lab.



Kentucky's Abby Steiner received the 2022 Bowerman, signifying the Women's Track and Field Athlete of the Year.

## SEC CONTRIBUTION TO PROFESSIONAL SPORTS

The SEC continues to be a training ground for professional sports

- NFL – The SEC had most active players of any conference in 2022 (369 on opening day rosters); and the most players drafted of any conference in 2023 (62) for the 17th straight year
- NBA Playoffs – The SEC had more players in the 2023 NBA playoffs than any other conference (56)
- WNBA – The SEC has had the most No. 1 picks in the 2023 WNBA draft since it started in 1997 (8); 23 former players made 2022 WNBA rosters (second among conferences)
- MLB – The SEC had 88 players on 2023 opening day rosters – the most of any conference – with at least 3 former players from each SEC school



Alabama's Bryce Young was the No. 1 pick in the 2023 NFL draft.

## MEDIA, BUSINESS AND INNOVATION

### REVENUE DISTRIBUTION

For the fiscal year that ended August 31, 2022, the SEC distributed \$721.8 million dollars to its 14 members, an average of \$49.9 million per institution.

The SEC provides superior support to its 14 member universities as a direct result of the revenue distributed through the Southeastern Conference. The SEC's conference-wide commitment to the student-athlete experience is profound and translates into exceptional instruction, training, equipment, academic counseling, medical care, mental health and wellness support and life-skills development.

In addition, revenues generated through SEC athletics often contribute in significant and unique ways to the academic missions of the 14 SEC universities. Past examples of how this revenue has had an impact outside athletics has included participation in the construction and renovation of academic facilities, support of academic scholarship opportunities, funding of academic programs and direct transfers of funds to support academic budgets.

### SEC VIEWERSHIP REIGNS SUPREME

- The SEC was the most-watched conference in college football, with 42.5 billion minutes watched on all nationally rated linear networks
- For a fourth consecutive year in 2022, the SEC was the most-watched football conference on ESPN, averaging 3.3 million viewers. SEC games on ESPN were up +14% YOY and averaged +52% more viewers than any other conference on the network.
- SEC Network was the most-viewed college network for the sixth consecutive fall season and posted double-digit growth over 2021
- SEC Network and SEC Network+ both delivered double-digit growth in streaming metrics last fall
- LSU women's basketball won the 2023 NCAA Championship, taking part in the most-viewed women's college basket-

ball game on record (9.9 million viewers) and most-viewed college basketball game (men's or women's) ever on ESPN platforms

- SEC men's basketball games on ESPN were up +2% year-over-year, averaging more than 1 million viewers per game.



LSU won the women's basketball national championship in the most-viewed women's college basketball game on record.

### INNOVATIVE PROGRAMMING PUSHES SEC NETWORK TO NEW HEIGHTS

- SEC Network achieved its gender equity goal across live events in the 2021-22 academic year and continues to program the network with parity as a north star, providing an equal platform to further the growth of all SEC sports
- SEC Network delivered nearly 1500 hours of original programming during the 2022-23 academic year
- *Out of Pocket* with Alyssa Lang and Andraya Carter is the only show across ESPN platforms hosted exclusively by two women
- SEC Network has now received more than a dozen Sports Emmy nominations thanks to two nods this year, including MegaCast coverage of the 2023 College Football Playoff National Championship
- ESPN/SEC Network reporter and host Andraya Carter earned the network's first commentator Sports Emmy nomination. Carter was nominated for the Sports Emmy for Personality/Emerging On-Air Talent.

## SEC-ACC-ESPN ANNOUNCE BASKETBALL CHALLENGES



The Southeastern Conference, Atlantic Coast Conference and ESPN in November announced the formation of the SEC/ACC Challenge for men's and women's basketball, which will begin as part of the 2023-24 season.

ACC and SEC teams will square off as part of the annual Challenge - one in men's basketball and one in women's basketball. Each one of the 28 games (30 starting in 2024-25) will be carried on an ESPN platform and each conference will host an equal number of home games.

## CONTINUED INNOVATION IN OFFICIATING

The SEC continued to pioneer innovation in officiating, adding official-to-official communication to expedite replay decisions in the sports of baseball and softball in 2023.

The new communications process comes on the heels of the SEC launching Collaborative Video Review in women's basketball and Centralized Video Review in softball games in 2022, becoming the first conference to use those processes in those sports as permitted by NCAA rules. The SEC now has five sports that operate Video Review out of the SEC Video Center in the Conference Office.

The SEC has been a pioneer in collaborative and centralized video

review. In baseball and softball, a Replay Official in the SEC Video Center reviews plays in SEC vs. SEC games and renders decisions that are communicated to the on-site umpire crew. In football, men's and women's basketball, replay officials in the Video Center collaborate with on-site officials to determine outcomes.

The SEC successfully implemented a collaborative replay process in the sport of football in 2016, and the Conference secured NCAA approval to implement a collaborative replay process in men's basketball the following year. The SEC began centralized replay in baseball, modeled after MLB's process, in 2019.

## LEADERS IN ATTENDANCE

- For the 24th straight year, the SEC led every other conference in college football with the most fans in attendance per game with an average of 76,667. That marked an increase of 6.2% (4,472 per game)
- Five SEC programs experienced double-digit percentage increases in 2022. Ole Miss, Arkansas, Vanderbilt, Tennessee and Missouri all were up at least 10.8%
- The SEC Football Championship Game attendance of 74,810 was the 27th consecutive sellout
- The top three single-session crowds in SEC Soccer Tournament history were recorded at the 2022 event, capped off by 3,025 fans attending the championship match. The total attendance of 10,450 almost doubled the previous record
- SEC Baseball has led the nation in attendance 27 years in a row. Seven of the nation's top-10 attendance leaders in 2022 were from the SEC. Regular season attendance for games on SEC campuses surpassed the 2 million mark in 2023

## SEC PROGRAMMING ON MENTAL HEALTH



Each year, the SEC convenes several meetings of its Student-Athlete Leadership Councils, and with regularity, each group regardless of sport has one consistent point of emphasis for the conference: Mental Health. In the SEC where "It Just

Means More." – students-athletes have an additional message for their peers – "YOU Mean More." From Commissioner Greg Sankey and across all 14 campuses – the message has become one of the top priorities.

The SEC is teaming with the SEC Network to keep mental health top-of-mind with the theme of "YOU Mean More." The Network is developing interviews, vignettes and other impactful content to depict student-athletes explaining the importance of striving for positive mental health.

## IT JUST MEANS MORE ... THAN SPORTS

In the spring of 2023, the SEC launched a new phase of the "It Just Means More" campaign, focusing on the many benefits made available to student-athlete during and even after their college careers. The SEC launched two :30-second spots during March Madness focused on young basketball players aspiring to become college athletes. It was followed by similar PSAs focused on softball and baseball, and will continue into the fall.

The spots are voiced by SEC student-athletes. The basketball spots were voiced by Georgia's Jabri Abdur-Rahim and Kentucky's Nyah Leveretter. The softball spot was voiced by pitcher Bri Ellis and the baseball spot was voiced by Vanderbilt outfielder Enrique Bradfield, Jr.



# SEC ALL-TIME NATIONAL CHAMPIONS

**BASEBALL (15)**

1990 Georgia (52-19)  
1991 LSU (55-18)  
1993 LSU (53-17-1)  
1996 LSU (52-15)  
1997 LSU (57-13)  
2000 LSU (52-17)  
2009 LSU (56-17)  
2010 South Carolina (54-16)  
2011 South Carolina (55-14)  
2014 Vanderbilt (51-21)  
2017 Florida (52-19)  
2019 Vanderbilt (59-12)  
2021 Mississippi State (50-18)  
2022 Ole Miss (42-23)  
2023 LSU (54-17)

**MEN'S BASKETBALL (11)**

1948 Kentucky (36-3)  
1949 Kentucky (32-2)  
1951 Kentucky (32-2)  
1958 Kentucky (23-6)  
1978 Kentucky (30-2)  
1994 Arkansas (31-3)  
1996 Kentucky (34-2)  
1998 Kentucky (35-4)  
2006 Florida (33-6)  
2007 Florida (35-5)  
2012 Kentucky (38-2)

**WOMEN'S BASKETBALL (11)**

1987 Tennessee (28-6)  
1989 Tennessee (35-2)  
1991 Tennessee (30-5)  
1996 Tennessee (32-4)  
1997 Tennessee (29-10)  
1998 Tennessee (39-0)  
2007 Tennessee (34-3)  
2008 Tennessee (36-2)  
2017 South Carolina (33-4)  
2022 South Carolina (35-2)  
2023 LSU (34-2)

**WOMEN'S BOWLING (3)**

2007 Vanderbilt (74-14)  
2018 Vanderbilt  
2023 Vanderbilt

**BOXING (1)**

1949 LSU (20)

**MEN'S CROSS COUNTRY (8)**

1972 Tennessee (134)  
1991 Arkansas (52)  
1992 Arkansas (46)  
1993 Arkansas (31)  
1995 Arkansas (100)  
1998 Arkansas (97)  
1999 Arkansas (58)  
2000 Arkansas (83)

**WOMEN'S CROSS COUNTRY (2)**

1988 Kentucky (75)  
2019 Arkansas (96)

**EQUESTRIAN (8)**

2013 Auburn  
2014 Georgia  
2015 South Carolina  
2016 Auburn  
2017 Texas A&M  
2018 Auburn  
2019 Auburn  
2021 Georgia

**FOOTBALL (28)**

1951 Tennessee (10-1/AP, UPI)  
1957 Auburn (10-0/AP)  
1958 LSU (11-0/AP, UPI)  
1960 Ole Miss (10-0-1/FWAA)  
1961 Alabama (11-0/AP, UPI)  
1964 Alabama (10-1/AP, UPI)  
1965 Alabama (9-1-1/AP, FWAA)

1973 Alabama (11-1/UPI)  
1978 Alabama (11-1/AP, FWAA)  
1979 Alabama (12-0/AP, UPI, FWAA)  
1980 Georgia (12-0/AP, UPI, FWAA)  
1992 Alabama (13-0/AP, UPI, USA Today, FWAA)  
1996 Florida (12-1/AP, UPI, USA Today, FWAA)  
1998 Tennessee (13-0/AP, USA Today, FWAA)  
2003 LSU (13-1/USA Today, BCS)  
2006 Florida (13-1/USA Today, BCS)  
2007 LSU (12-2/USA Today, BCS)  
2008 Florida (13-1/USA Today, BCS)  
2009 Alabama (14-0/USA Today, BCS)  
2010 Auburn (14-0/AP, USA Today, BCS)  
2011 Alabama (13-1/AP, USA Today, BCS)  
2012 Alabama (13-1/AP, USA Today, BCS)  
2015 Alabama (14-1/CFP, AP, USA Today)  
2017 Alabama (13-1/CFP, AP, USA Today)  
2019 LSU (15-0/CFP, AP, USA Today)  
2020 Alabama (13-0/CFP, AP, USA Today)  
2021 Georgia (14-1/CFP, AP, USA Today)  
2022 Georgia (15-0/CFP, AP, USA Today)

**MEN'S GOLF (14)**

1940 LSU (601-tie)  
1942 LSU (590-tie)  
1947 LSU (606)  
1955 LSU (574)  
1968 Florida (1154)  
1973 Florida (1149)  
1993 Florida (1145)  
1999 Georgia (1180)  
2001 Florida (1126)  
2005 Georgia (1135)  
2013 Alabama  
2014 Alabama  
2015 LSU  
2023 Florida

**WOMEN'S GOLF (5)**

1985 Florida (1218)  
1986 Florida (1180)  
2001 Georgia (1176)  
2012 Alabama (1171)  
2021 Ole Miss (1159)

**GYMNASTICS (19)**

1987 Georgia (187.90)  
1988 Alabama (190.05)  
1989 Georgia (192.65)  
1991 Alabama (195.125)  
1993 Georgia (198.00)  
1996 Alabama (198.025)  
1998 Georgia (197.725)  
1999 Georgia (196.850)  
2002 Alabama (197.575)  
2005 Georgia (197.825)  
2006 Georgia (197.750)  
2007 Georgia (197.850)  
2008 Georgia (197.450)  
2009 Georgia (197.825)  
2011 Alabama (197.650)  
2012 Alabama (197.850)  
2013 Florida (197.575)  
2014 Florida (198.175)  
2015 Florida (197.850)

**RIFLE (4)**

2011 Kentucky  
2018 Kentucky  
2021 Kentucky  
2022 Kentucky

**WOMEN'S SOCCER (1)**

1998 Florida (26-1)

**SOFTBALL (3)**

2012 Alabama (60-8)  
2014 Florida (55-12)  
2015 Florida (60-7)

**MEN'S SWIMMING & DIVING (11)**

1978 Tennessee (307)  
1983 Florida (238)  
1984 Florida (287.5)  
1997 Auburn (496.5)  
1999 Auburn (467.5)  
2003 Auburn (609.5)  
2004 Auburn (634)  
2005 Auburn (491)  
2006 Auburn (480.5)  
2007 Auburn (566)  
2009 Auburn (526)

**WOMEN'S SWIMMING & DIVING (14)**

1982 Florida (505)  
1999 Georgia (504.5)  
2000 Georgia (490.5)  
2001 Georgia (389)  
2002 Auburn (474)  
2003 Auburn (536)  
2004 Auburn (569)  
2005 Georgia (609.5)  
2006 Auburn (518.5)  
2007 Auburn (535)  
2010 Florida (382)  
2013 Georgia (477)  
2014 Georgia (528)  
2016 Georgia (414)

**MEN'S TENNIS (8)**

1959 Tulane (tie)  
1985 Georgia (36-1)  
1987 Georgia (24-3)  
1999 Georgia (26-5)  
2001 Georgia (28-1)  
2007 Georgia (32-0)  
2008 Georgia (27-3)  
2021 Florida (26-2)

**WOMEN'S TENNIS (10)**

1992 Florida (30-0)  
1994 Georgia (27-2)  
1996 Florida (31-0)  
1998 Florida (27-0)  
2000 Georgia (27-2)  
2003 Florida (31-2)  
2011 Florida (31-1)  
2012 Florida (27-1)  
2015 Vanderbilt (25-6)  
2017 Florida (29-3)

**MEN'S INDOOR TRACK & FIELD (22)**

1992 Arkansas (53)  
1993 Arkansas (66)  
1994 Arkansas (94)  
1995 Arkansas (59)  
1997 Arkansas (59)  
1998 Arkansas (56)  
1999 Arkansas (65)  
2000 Arkansas (69.5)  
2001 LSU (34)  
2002 Tennessee (52)  
2003 Arkansas (54)  
2004 LSU (44.5)  
2005 Arkansas (56)  
2006 Arkansas (53)  
2010 Florida (57)  
2011 Florida (52)  
2012 Florida (52)  
2013 Arkansas (57)  
2017 Texas A&M (46)  
2018 Florida (40)  
2019 Florida (55)  
2023 Arkansas (63)

**WOMEN'S INDOOR TRACK & FIELD (20)**

1987 LSU (49)  
1989 LSU (61)  
1991 LSU (48)  
1992 Florida (50)  
1993 LSU (49)  
1994 LSU (48)

1995 LSU (40)  
1996 LSU (52)  
1997 LSU (49)  
2002 LSU (57)  
2003 LSU (62)  
2004 LSU (52)  
2005 Tennessee (46)  
2009 Tennessee (42)  
2015 Arkansas (63)  
2018 Georgia (61)  
2019 Arkansas (62)  
2021 Arkansas (68)  
2022 Florida (68)  
2023 Arkansas (64)

**MEN'S OUTDOOR TRACK & FIELD (27)**

1933 LSU (58)  
1974 Tennessee (60)  
1989 LSU (53)  
1990 LSU (44)  
1991 Tennessee (51)  
1992 Arkansas (60)  
1993 Arkansas (69)  
1994 Arkansas (83)  
1995 Arkansas (61.5)  
1996 Arkansas (55)  
1997 Arkansas (55)  
1998 Arkansas (58.5)  
1999 Arkansas (59)  
2001 Tennessee (50)  
2002 LSU (64)  
2003 Arkansas (59)  
2004 Arkansas (65.5)  
2005 Arkansas (60)  
2012 Florida (50)  
2013 Florida (53)  
Texas A&M (53)  
2016 Florida (62)  
2017 Florida (61.5)  
2018 Georgia (52)  
2021 LSU (84)  
2022 Florida (54)  
2023 Florida (57)

**WOMEN'S OUTDOOR TRACK & FIELD (21)**

1987 LSU (62)  
1988 LSU (61)  
1989 LSU (86)  
1990 LSU (53)  
1991 LSU (78)  
1992 LSU (87)  
1993 LSU (93)  
1994 LSU (86)  
1995 LSU (69)  
1996 LSU (81)  
1997 LSU (63)  
2000 LSU (58)  
2002 South Carolina (82)  
2003 LSU (64)  
2006 Auburn (57)  
2008 LSU (67)  
2012 LSU (76)  
2014 Texas A&M (75)  
2016 Arkansas (72)  
2019 Arkansas (64)  
2022 Florida (74)

**WOMEN'S VOLLEYBALL (1)**

2020-21 Kentucky (24-1)

## SEC NATIONAL CHAMPIONSHIPS

All-Time	Since 2000
----------	------------

Men's .....	145	Men's .....	73
Women's .....	118	Women's .....	75
Coed .....	4	Coed .....	4
<b>TOTAL .....</b>	<b>267</b>	<b>TOTAL .....</b>	<b>152</b>

NOTE: NCAA National Champions only with the exception of football and equestrian.

# GREG SANKEY COMMISSIONER SOUTHEASTERN CONFERENCE



Greg Sankey became the eighth Commissioner of the Southeastern Conference on June 1, 2015, and has successfully built upon the SEC's recognized success, strong foundations and rich traditions.

Sankey has effectively introduced change and innovation for the conference while respecting the institutional traditions that make the SEC unique. With an understanding of the highly competitive environment of college sports, he has fostered the collaborative culture of the SEC that sets the conference apart and supports its continuing success.

Sankey brings a big picture approach to his position through continuing focus on a vision that positions the SEC to leverage its athletics success and reputation for a greater overall cultural and economic impact on the region, the nation and the world.

Sankey has built upon the foundation set in his first major address as the conference leader in 2015 when he stated, "Educating scholars and supporting champions provides the platform for developing leaders who will influence the world." His relentless focus on providing resources for student-athlete success continues to make the Southeastern Conference a leader in college athletics.



## LEADERSHIP IN A CHALLENGING ENVIRONMENT

When the NCAA sought to navigate a changing landscape for college athletics, it called on Sankey to co-chair its Division I Transformation Committee, a body of college sports leaders tasked with addressing the most significant challenges in college athletics, to support student-athletes more effectively, and even reimagine the future of college sports.

And it was not the first time Sankey stepped forward at a crucial time for college sports. Sankey's leadership through the COVID-19 pandemic served the SEC well as the league prepared for a return to action in the fall of 2020. Sankey fostered a culture of collaboration among the leaders of the Conference in order to allow the SEC's 14 schools to move together through difficult and unprecedented decisions.

While the pandemic had a devastating effect on the finances of college athletics programs across the country, Sankey kept focus on the long-term financial vitality of the SEC. In 2020, Sankey and his team finalized a milestone 10-year agreement with the Walt Disney Company that grants ABC and ESPN exclusive broadcast rights to premier SEC football and basketball events beginning in 2024-25 and continuing through 2033-34.

Less than a year after the blockbuster agreement with Disney, the SEC made news again as Sankey ushered the University of Oklahoma and University of Texas through membership discussions and announced the two leading universities will join as members with the SEC's nationally prominent institutions.



Throughout his career, Sankey has established himself as an advocate for college athletes, creating a framework to provide young people in the Conference with challenging leadership opportunities and expanded resources to succeed at the highest levels of academic and competitive success. Student-athlete focused initiatives introduced under Sankey's leadership include:

- Creation of a leadership position in the SEC office for Student-Athlete Engagement, a role focused on offering college athletes the opportunity to participate in Conference leadership.
- Introduction of Student-Athlete Leadership Councils for Football, Men's Basketball and Women's Basketball which provide college athletes with enhanced opportunities to engage with campus leaders and Conference office staff.
- Introduction of a Student-Athlete Career Tour which provides groups of college athletes with opportunities to engage in career exploration with high level corporations and businesses in major metropolitan areas.
- Expansion of the college athlete role at the annual SEC Spring Meetings when student-athlete leaders participate in a robust agenda of interaction with administrators and coaches to provide their perspectives to Conference leaders.

## ADVANCING THE CONFERENCE

Sankey has been intentional and diligent in addressing issues critical to college athletics, with an emphasis on integrity, ethics, sportsmanship and diversity including:

- Development of updated Conference policies governing conduct expectations for student-athletes, including the adoption of a serious misconduct policy governing transfers that has served as a model for similar policies adopted by other conferences. The policy was later expanded to include all incoming prospective student-athletes.
- Creation of an SEC council, consisting of a diverse group of student-athletes, administrators, coaches and SEC staff, whose purpose is to identify resources and strategies that promote equal opportunity in intercollegiate athletics.
- Crafting a new SEC bylaw aimed at encouraging, facilitating and assisting member institutions in attracting and hiring individuals in historically underrepresented groups in leadership positions of their athletics programs.

Another priority under Sankey's leadership is growing exposure for the Conference and effectively publicizing success stories of the SEC. Strategies pursued to achieve this objective include:

- Ongoing collaboration with the SEC Network to create unique exposure opportunities for Conference universities, teams and student-athletes, including



behind-the-scenes programming, expanding live championship coverage for Olympic Sports and other unique programming.

- Engagement with a national marketing agency to develop and maintain a comprehensive branding campaign. The theme – “It Just Means More” – communicates the history, legacy and overall positive impact the SEC has on its region, the nation and the world.
- Introduction of the SEC Graduate Patch, a logo placed on the uniforms in every sport to provide recognition of SEC student-athletes who have earned their undergraduate degree and are continuing their participation in intercollegiate athletics.

## A CAREER IN COLLEGE ATHLETICS

On March 12, 2015, the Presidents and Chancellors of the SEC announced Greg Sankey would succeed Mike Slive as Commissioner of the SEC.

Sankey, 59, first joined the SEC staff in 2002 as Associate Commissioner for Governance and later added supervision of the league's championships staff to his responsibilities. He was elevated to Executive Associate Commissioner and Chief Operating Officer for the league office in 2012, becoming responsible for the day-to-day operation of the SEC Office.

Before moving to the SEC, Sankey served as Commissioner of the Southland Conference for nearly seven years. He joined the Southland Conference staff in 1992 where he served as both assistant and associate commissioner before he was named its commissioner in 1996 at the age of 31.

Prior to his term at the Southland Conference, he was Director of Compliance and Academic Services at Northwestern State University in Natchitoches, LA, as well as coach of the Demons' golf team. Before his tenure at Northwestern State, he was the Director of Intramural Sports at Utica College in upstate New York.

A native of Auburn, NY, Sankey earned his master's degree from Syracuse University and his undergraduate degree from the State University of New York College at Cortland. Sankey and his wife, Cathy, reside in Birmingham, AL, and have two adult daughters, Hannah (and her husband, Rod) and Moriah (and her husband, Austin).



## THE SANKEY FILE

- 1987-89     Utica College  
Director of Intramural Sports
- 1989-91     Northwestern State University  
Director of Compliance & Academic  
Services, 1990-92  
Head Golf Coach, 1990-92
- 1992-2001   Southland Conference  
Assistant Commissioner, 1992-94  
Associate Commissioner, 1994-96  
Commissioner, 1996-2002
- 2002-present Southeastern Conference  
Associate Commissioner, 2002-2012  
Executive Associate Commissioner/Chief  
Operating Officer, 2012-2015  
Commissioner, 2015-present

## NATIONAL CHAMPIONSHIPS WON BY SEC SCHOOLS IN GREG SANKEY ERA

### 2015-16

Football – Alabama  
Women's Swimming & Diving – Georgia  
Equestrian – Auburn  
Men's Outdoor Track & Field – Florida  
Women's Outdoor Track & Field – Arkansas

### 2016-17

Men's Indoor Track & Field – Texas A&M  
Women's Basketball – South Carolina  
Equestrian – Texas A&M  
Women's Tennis – Florida  
Men's Outdoor Track & Field – Florida  
Baseball – Florida

### 2017-18

Football – Alabama  
Women's Indoor Track & Field – Georgia  
Men's Indoor Track & Field – Florida  
Equestrian – Auburn  
Men's Outdoor Track & Field – Georgia  
Bowling – Vanderbilt

### 2018-19

Women's Indoor Track & Field – Arkansas  
Men's Outdoor Track & Field – Florida  
Equestrian – Auburn  
Women's Outdoor Track & Field – Arkansas  
Baseball – Vanderbilt

### 2019-20

Football – LSU  
Women's Cross Country – Arkansas

### 2020-21

Football – Alabama  
Women's Indoor Track & Field – Arkansas  
Equestrian – Georgia  
Volleyball – Kentucky  
Rifle – Kentucky  
Men's Tennis – Florida  
Women's Golf – Ole Miss  
Men's Outdoor Track & Field – LSU  
Baseball – Mississippi State

### 2021-22

Football – Georgia  
Women's Indoor Track & Field – Florida  
Rifle – Kentucky  
Women's Basketball – South Carolina  
Men's Outdoor Track & Field – Florida  
Women's Outdoor Track & Field – Florida  
Baseball – Ole Miss

### 2022-23

Football – Georgia  
Men's Indoor Track & Field – Arkansas  
Women's Indoor Track & Field – Arkansas  
Women's Basketball – LSU  
Bowling – Vanderbilt  
Men's Golf – Florida  
Men's Outdoor Track & Field – Florida  
Baseball – LSU

# SEC ACADEMIC INITIATIVES



The Southeastern Conference actively supports and promotes the academic reputation, endeavors and achievements of its member universities. The Conference highlights the institutions' individual and collective accomplishments at regional, national and international levels. Through strong campus partnerships, the SEC designs collaborative programs that identify and prepare future leaders in numerous fields and disciplines.

## Current SEC academic initiatives include:

- The SEC Academic Leadership Development Program seeks to identify, prepare and advance academic leaders for roles within SEC institutions and beyond. It has multiple components, a university-level development program; two SEC-wide workshops held on specified campuses for all program participants; a competitive fellowship for former participants; and a virtual continuing education forum.
- The SEC Artificial Intelligence Consortium is believed to be the first athletics conference collaboration to focus on AI for workforce development. Through this initiative, SEC universities share numerous educational resources and seek joint partnerships with industry to advance opportunities in the fast-changing field of AI and data science.
- The SEC College Tour occurs several times each year, both in the fall and spring semesters and in-person and virtual formats. Enrollment administrators from all SEC universities participate in events intended to introduce SEC universities to students, parents and high school counselors from outside of the southeast region.
- The SEC education abroad focus includes a cooperative agreement that gives SEC students access to international programs offered at other SEC universities and an engineering exchange agreement with the Politecnico di Torino in Italy.
- The SEC Emerging Scholars Program is designed to provide professional development and networking opportunities for current doctoral students and postdoctoral researchers who are considering careers in higher education. It encourages top scholars to seek out employment and mentorship within the SEC.
- The SEC Faculty Achievement and Professor of the Year Awards recognize faculty with outstanding records in research and teaching. There is one winner per campus and one overall winner for the SEC.
- The SEC Faculty Travel Program is intended to enhance collaboration that stimulates scholarly initiatives between SEC universities. The program offers faculty from each SEC university the opportunity to travel to other SEC universities to develop grant proposals, conduct research and deliver artistic performances.
- The SEC MBA Case Competition is an opportunity for SEC business schools to showcase their students' skills at solving simulated, real-world problems that cover the spectrum of business disciplines. The competition is held on one SEC campus and teams of four MBA students compete against other SEC teams, the best receiving various awards and recognition.
- The SEC Student Pitch Competition provides a showcase for young entrepreneurs as it pits teams of SEC students against one another in an idea pitch competition. Students present their innovative business ideas to a panel of SEC alums to determine those most worthy of a funding investment. The top teams receive various awards and recognition.



*SEC Emerging Scholars Career Preparation Workshop*

# OFFICIAL SPONSOR PROGRAM

The Southeastern Conference Official Sponsor program began in 1988 with three companies dedicated to intercollegiate athletics and higher education .

Now supported by many of the nation's top corporations, this program has evolved into the most successful of its kind .

Each member of the SEC Official Sponsor team shows its commitment to the future of intercollegiate athletics with contributions to SEC Youth Clinics, SEC Scholarship Programs, SEC Academic Enhancement Programs, Championship Grants, FanFare and Legends Programs .

The corporations also conduct consumer promotions designed to increase sales and brand awareness .These promotions also increase public awareness of the

member institutions of the SEC, which in turn supports increased ticket sales and high television and radio ratings .

In addition to the broad spectrum of benefits provided by these contributions, each SEC institution is a direct beneficiary of the program .SEC Official Sponsors include Academy Sports + Outdoors, Allstate Insurance, Bush's Beans, Dr Pepper, Farm Rich, Gatorade, Johnsonville, Mercedes-Benz, Pfizer, Regions Bank and T-Mobile .

## PROGRAM MISSION

The mission of the corporate sponsor program is:

- 1 . To develop marketing and promotional activities that benefit the SEC, its mem-

ber institutions and the participating corporations;

- 2 . To emphasize the positive role of athletics in our society; and
- 3 . To provide funding for youth clinics, championship events and academic enhancement programs .



## SEC OFFICIAL SPONSORS



## SEC LICENSING PROGRAM

The Southeastern Conference markets its registered marks (Southeastern Conference, SEC, SEC Seal and SEC logos) through a licensing program with the Collegiate Licensing Company .The SEC began its licensing program in 1988 to protect the use of its name and insignias and to ensure that its member institutions benefit from the use and sale of items bearing its name and/or logos .

The program also ensures that manufacturers and retailers market only the highest-quality merchandise using the conference name and logos .The SEC has joined a significant number of colleges and universities throughout the country to bring about consistency in the marketplace for officially-licensed collegiate products .



AN IMG COMPANY

# SEC MEDIA SERVICES

## SEC COMMUNICATIONS MISSION STATEMENT

The Southeastern Conference has been the nation's leader in communications during its history. The SEC understands the importance of assisting the media in providing coverage of the conference and its institutions. To this end, the conference, including all of its member institutions, shall make the best attempt to fill reasonable requests by media outlets. Members of the media are encouraged to work with the communications director of each institution and the conference office to establish satisfactory media policies that are mutually beneficial to all parties.

### SEC CHAMPIONSHIP GAME

December 2, 2022  
Mercedes-Benz Stadium (73,000)  
Atlanta, Ga.  
CBS Sports - 4 p.m. ET

#### MEDIA INFORMATION

Media credential requests for the 2023 SEC Championship football game can be taken online at [www.secsportsmedia.com](http://www.secsportsmedia.com) beginning November 1.

The SEC will conduct a media teleconference with the two participating head coaches on Sunday, November 26 at 5 p.m. ET. Another media teleconference, with three participating student-athletes from each school, will be held on Monday, November 27, at 1 p.m. ET.

A press conference featuring both participating head coaches will be held virtually on Thursday, November 30, at 1:30 p.m. ET.

The Thursday press conference and the post-game press conference on Saturday will be available on the SEC Media Portal and SEC FTP, and live on SEC Network and/or SEC+. Additional information will be included in the league's weekly media release.

For further information concerning media coverage of the SEC Football Championship Game, please contact the SEC Communications Department.

### WEEKLY COACHES TELECONFERENCE

The 14 SEC coaches will be featured on a weekly teleconference each Wednesday from 11 a.m. - 1:30 p.m. (ET) [10 a.m. - 12:30 p.m. (CT)] beginning August 30 and concluding November 15. Media representatives wishing to participate in the teleconference should contact the SEC Communications Office for further details.

A replay of each week's teleconference can be heard on the SEC's website, [www.SECsports.com](http://www.SECsports.com).

Each coach will appear on the teleconference for ten minutes, according to the following schedule (All Times Central):

10:00 a.m.	Brian Kelly, LSU
10:10 a.m.	Kirby Smart, Georgia
10:20 a.m.	Billy Napier, Florida
10:30 a.m.	Clark Lea, Vanderbilt
10:40 a.m.	Sam Pittman, Arkansas
10:50 a.m.	Josh Heupel, Tennessee
11:00 a.m.	Nick Saban, Alabama
11:10 a.m.	Shane Beamer, South Carolina
11:20 a.m.	Elijah Drinkwitz, Missouri
11:30 a.m.	Jimbo Fisher, Texas A&M
11:40 a.m.	Mark Stoops, Kentucky
11:50 a.m.	Zach Arnett, Mississippi State
12:00 p.m.	Lane Kiffin, Ole Miss
12:10 p.m.	Hugh Freeze, Auburn

### SEC FTP FEEDS

The Southeastern Conference provides a FTP feed each day during Football Media Days, as well as from the SEC Football Championship Game. Details are available through the SEC Communications Office.

### SEC MEDIA PORTAL

Highlights, Photos & Press Conferences: The SEC and Catapult Sports will provide a platform for distribution of game highlights, game photos and press conference content from the SEC Championship Game. The SEC Media Access Guidelines continue to apply to this content and are outlined in the 2023 credentialing registration process. To request access to the SEC Media Portal and create an account, contact: [licensing@catapult.com](mailto:licensing@catapult.com).

### SEC PLAYERS OF THE WEEK

The SEC will name a freshman of the week along with an offensive, defensive, offensive lineman, defensive lineman and special teams player of the week each Monday throughout the regular season.

Nominations for the awards are made by the SEC sports information directors. The honorees are selected by a vote of the SEC Communications and football staff.

**collegepressbox**  
SINCE 2005 EVERYTHING BUT THE PREGAME MEAL

Collegepressbox is the official media website for Division I football. Access and download game notes, quotes, statistics, media guides, headshots, logos and more for all FBS schools, conferences, postseason games, awards and the College Football Playoff. For access, please register for an account at [collegepressbox.com/register](http://collegepressbox.com/register).

[www.SECsports.com](http://www.SECsports.com)  
[www.secsportsmedia.com](http://www.secsportsmedia.com)

The Southeastern Conference has an extensive presence on the Internet and the SEC Network.

General SEC football information can be accessed on the Web at [www.SECsports.com](http://www.SECsports.com). The football section is updated with new material daily on the page, with standings, statistics, game previews, notes and other important information. The SEC also offers a media-only website - [www.secsportsmedia.com](http://www.secsportsmedia.com). Media covering the SEC can retrieve information from the conference office as, SEC logos, photos and a championship credentialing system for SEC football is available on the site. (The site houses all media information and links for the other 20 sports the SEC sponsors).

### SEC WEBSITES

All 14 SEC schools place much of their information released to the media online on their websites. The website addresses are below:

ALABAMA — [www.rolltide.com](http://www.rolltide.com)  
ARKANSAS — [www.arkansasrazorbacks.com](http://www.arkansasrazorbacks.com)  
AUBURN — [www.auburntigers.com](http://www.auburntigers.com)  
FLORIDA — [www.floridagators.com](http://www.floridagators.com)  
GEORGIA — [www.georgiadogs.com](http://www.georgiadogs.com)  
KENTUCKY — [www.ukathletics.com](http://www.ukathletics.com)  
LSU — [www.lsusports.net](http://www.lsusports.net)  
OLE MISS — [www.olemisssports.com](http://www.olemisssports.com)  
MISSISSIPPI STATE — [www.hailstate.com](http://www.hailstate.com)  
MISSOURI — [www.mutigers.com](http://www.mutigers.com)  
SOUTH CAROLINA — [www.gamecocksonline.com](http://www.gamecocksonline.com)

TENNESSEE — [www.utsports.com](http://www.utsports.com)  
TEXAS A&M — [www.12thman.com](http://www.12thman.com)  
VANDERBILT — [www.vucommodores.com](http://www.vucommodores.com)

### FOLLOWING THE SEC . . .



On Facebook, like the page called "Southeastern Conference".



On Twitter, follow the SEC at @SEC.

On Instagram, follow the SEC at @SEC



On Snapchat follow the SEC at SECSports

### SEC OFFICE

**GREG SANKEY** • Commissioner  
2201 Richard Arrington Blvd. North  
Birmingham, AL 35203  
**MAIN SWITCHBOARD: 205 458-3000**  
Administrative Fax: (205) 458-3031.

### COMMUNICATIONS STAFF

**HERB VINCENT** • Associate Commissioner  
E-Mail/Twitter: [hvincent@sec.org](mailto:hvincent@sec.org); @SECherbin  
**#CHUCK DUNLAP** • Director  
E-Mail/Twitter: [cdunlap@sec.org](mailto:cdunlap@sec.org); @SEC\_Chuck  
**CRAIG PINKERTON** • Director  
E-Mail/Twitter: [cpinkerton@sec.org](mailto:cpinkerton@sec.org); @SEC\_Craig  
**TAMMY WILSON** • Director  
E-Mail/Twitter: [twilson@sec.org](mailto:twilson@sec.org); @SEC\_Tammy  
**%BEN BEATY** • Assistant Director  
E-Mail/Twitter: [bbeaty@sec.org](mailto:bbeaty@sec.org); @BenBeaty  
**JILL SKOTARCZAK** • Assistant Director  
E-Mail/Twitter: [jskotarczak@sec.org](mailto:jskotarczak@sec.org); @SEC\_Jill

### VIDEO & CREATIVE SERVICES

**B.C. ROMANO** • Director of Video  
and Creative Services  
E-Mail: [bcromano@sec.org](mailto:bcromano@sec.org)

### SOCIAL & DIGITAL MEDIA

**TAYLOR BRASHER** • Director/  
Social & Digital Media  
E-Mail/Twitter: [tbrasher@sec.org](mailto:tbrasher@sec.org); @TaylorBrasher  
**DANIELLE DIBENEDETTO** • Assistant Director/  
Social & Digital Media  
E-Mail: [ddibenedetto@sec.org](mailto:ddibenedetto@sec.org)  
# - SEC Football Primary Contact; % - Secondary Contact

# SEC CHAMPIONSHIP GAME

DECEMBER 2, 2023

The Southeastern Conference's Eastern and Western Division winners will meet in Atlanta's Mercedes-Benz Stadium to battle for the league championship and the right to represent the conference in the College Football Playoff. The 32nd-annual title game is set for December 2 and will be televised nationally by CBS Sports.

The game was born as a result of 1992 conference expansion, which saw Arkansas and South Carolina become the first members added in SEC history. Under NCAA regulations, a conference with 12 members may play an additional football game to determine its champion, provided the regular season is played in divisions.

The participants of the game will be determined during the eight-game regular-season conference schedule as the teams with the best overall SEC winning percentage in each division.

The SEC Championship has been the most watched conference championship nationally for 14 of the past 15 seasons, including 12 in a row from 2008-2019. The only year it was not #1 was 2020 when the SEC did not have a traditional schedule due to the pandemic. The 2022 SEC Championship Game was seen by nearly 11 million viewers.

The 2018 SEC Championship Game was the most-watched and highest-rated regular-season college football game on any network in seven years with a 10 1/23 rating/share and 17.5 million viewers. It also marked the second most-watched SEC Championship ever in 26 years since the game debuted in 1992. Nearly 14 million viewers watched the 2019 contest. Shifting to primetime, the Alabama-Florida SEC Championship in 2020 averaged a 4.9 and 8.92 million viewers on CBS. It was the first primetime SEC Championship since the 2006 game. The 2021 SEC Championship attracted over 15 million viewers, the most watched championship game in college football since 2018.

The 2009 SEC Championship Game earned an 11.8 rating and a 24 share, marking the highest-rated SEC Championship Game in history. The game matched the No. 1 Florida Gators (12-0) vs. the No. 2 Alabama Crimson Tide (12-0).

The SEC Championship Game has drawn 29 capacity crowds in its 31-year history. Only 1993 (Birmingham) and 1995 (Atlanta) were not sellouts.

The SEC, along with AMB Sports & Entertainment (AMBSE) and the Georgia World Congress Center Authority (GWCCA), have an agreement to host the SEC Championship Game at Mercedes-Benz Stadium in Atlanta through 2026. The new agreement allows the SEC the option of adding up to two successive five-year extensions.

The Georgia Dome hosted the SEC Championship Game for 23 years beginning in 1994, with capacity crowds in the last 22 consecutive years. By the end of the new agreement, including options, the Championship will have been played in Atlanta a total of 43 years.

## CHAMPIONSHIP GAME QUICK FACTS

Date: Saturday, December 2

Site: Mercedes-Benz Stadium; Atlanta, Ga.

Capacity: 73,000

Time: 4 p.m. ET

Television: CBS Sports

For Tickets:

SEC TICKET OFFICE

2201 RICHARD ARRINGTON BLVD. NORTH

BIRMINGHAM, AL 35203

(205) 458-3000

WWW.SECTICKETOFFICE.COM

Mercedes-Benz Stadium Contract: Through 2026 game

CBS Sports Contract: Through 2024 game

Highest TV Rating: 11.8 (24 share) - 2009

Largest Crowd: 83,091 (Alabama vs. Florida, Legion Field) - 1992

Largest Georgia Dome Crowd: 75,892 (Alabama vs. Florida) - 2008

Largest Mercedes-Benz Stadium Crowd: 78,030 (2021)



# 2022 SEC CHAMPIONSHIP GAME

ATLANTA (AP) - Georgia headed to the College Football Playoff as the clear No .1, defeating No .11 LSU 50-30 in the 2022 Southeastern Conference championship game .

Stetson Bennett threw a season-high four touchdown passes in another stellar postseason performance, while Christopher Smith's heads-up play gave the Bulldogs an early spark .

Georgia (13-0, No .1 CFP) also caught a big break when Smith deflected a pass that bounced off an LSU receiver's helmet and wound up being picked off by the Bulldogs, setting up a score that contributed to a 35-10 lead by halftime .

LSU quarterback Jayden Daniels re-injured a sore right ankle late in the second quarter, giving way to Garrett Nussmeier in the second half .

The backup guiding the Tigers (9-4, No .14 CFP) to three touchdowns, but it wasn't nearly enough .

Georgia accomplished something that not even last season's national championship squad could do — win its first SEC title since 2017 .The Bulldogs were denied in this game a year ago by Alabama, before bouncing back to beat the Crimson Tide in the title game .

The Bulldogs showed they are more than just a bunch of talented athletes — this is a smart, well-coached group .

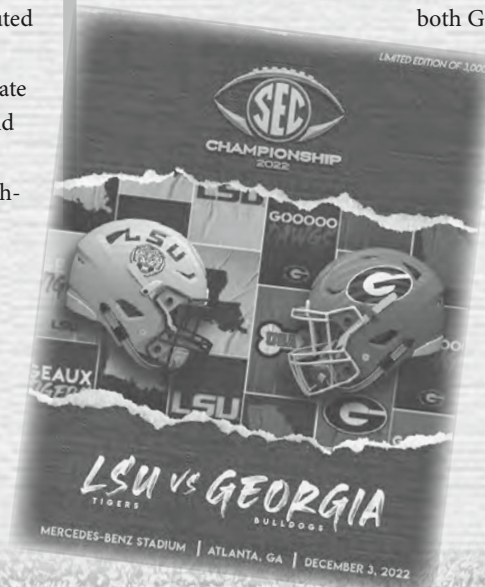
When Nazir Stackhouse burst through the middle of the line to block LSU's 32-yard field goal attempt late in the first quarter, Smith knew what to do .

LSU quickly tied it up on Daniels' 53-yard touchdown pass to Kayshon Boutte, only to have Bennett take control from there .

The sixth-year senior, a former walk-on who was offensive MVP of both Georgia playoff wins a year ago,

struck for four TD passes in a less than 15-minute span: 3 yards to Brock Bowers, 22 yards to Ladd McConkey, 14 yards to Darnell Washington and 3 yards to Dillon Bell .

Just like that, Georgia led 35-7 .



# 2022 SEC CHAMPIONSHIP

Dec. 3 • Atlanta, Ga. • Mercedes-Benz Stadium (74,810)

## SCORING SUMMARY

LSU	7	3	13	7	=	30
Georgia	14	21	7	8	=	50

1st 03:33	UGA - C.Smith 96 yd TD BLKF (PAT J.Podlesny),	7-0
1st 02:21	LSU - K.Boutte 53 yd TD PASS from J.Daniels (PAT D.Ramos), 3-75 1:12	7-7
1st 00:03	UGA - B.Bowers 3 yd TD PASS from S.Bennett (PAT J.Podlesny), 7-75 2:18	14-7
2nd 14:43	UGA - L.McConkey 22 yd TD PASS from S.Bennett (PAT J.Podlesny), 1-22 0:08	21-7
2nd 02:48	UGA - D.Washington 14 yd TD PASS from S.Bennett (PAT J.Podlesny), 13-76 5:06	28-7
2nd 00:32	UGA - D.Bell 3 yd TD PASS from S.Bennett (PAT J.Podlesny), 5-58 1:26	35-7
2nd 00:00	LSU - D.Ramos 42 yd FG 7-51 0:32	35-10
3rd 10:33	LSU - M.Nabers 34 yd TD PASS from G.Nussmeier (PAT D.Ramos), 3-57 0:51	35-17
3rd 03:32	UGA - K.McIntosh 2 yd TD RUSH (PAT J.Podlesny), 8-95 4:27	42-17
3rd 01:46	LSU - N.Cain 1 yd TD RUSH (PAT PASS FAILED), 4-65 1:46	42-23
4th 13:13	UGA - K.McIntosh 8 yd TD RUSH (PAT PASS by D.Washington), 7-75 3:33	50-23
4th 07:12	LSU - J.Jenkins 33 yd TD PASS from G.Nussmeier (PAT D.Ramos), 7-83 1:55	50-30

## TEAM STATISTICS

	LS	UG
FIRST DOWNS	23	27
RUSHES-YARDS (NET)	20-47	44-255
PASSING YDS (NET)	502	274
Completions-Attempts-Int	31-52-2	23-29-0
TOTAL OFFENSIVE YARDS	549	529
Total offensive plays	72	73
Fumbles: Number-Lost	1-1	2-1
Penalties: Number-Yards	3-24	4-33
PUNTS-YARDS	4-173	4-207
Average Per Return	0	0
Interceptions: Number-Yards-TD	0-0-0	2-3-0
Fumble Returns: Number-Yards	1-0	1-0
Possession Time	24:02	35:58
Third-Down Conversions	4 of 13	7 of 13
Fourth-Down Conversions	1 of 2	0 of 0
Red Zone Scores-Chances	1 of 3	5 of 5
Sacks By: Number-Yards	0-0	4-29

## INDIVIDUAL STATISTICAL LEADERS

**RUSHING:** LSU - J. Williams 6-55; N. Cain 3-7, TD; J. Emery Jr. 4-4; J. Daniels 6-(-6); G. Nussmeier 1-(-13). UGA - K. Milton 8-113; D. Edwards 12-77; K. McIntosh 14-55, 2 TD; B. Robinson 5-20; Team 3-(-4); S. Bennett 2-(-6).

**PASSING:** LSU - Team 0-1-0; J. Daniels 16-24-1, 208, TD; G. Nussmeier 15-27-1, 294, 2 TD. UGA - S. Bennett 23-29-0, 274, 4 TD.

**RECEIVING:** LSU - M.Taylor 6-63; M.Nabers 5-128 TD; J.Jenkins 3-72, TD; K.Lacy 3-43; J.Williams 3-19; J.Bech 2-43; B.Thomas Jr. 2-24; J.Emery Jr. 1-3. UGA - B.Bowers 6-81, TD; L.McConkey 5-69, TD; M.Rosemy-Jacksaint 3-47; D.Blalock 2-23; K.McIntosh 2-12; K.Jackson 1-19; D.Washington 1-14, TD; A.Smith 1-7; D.Bell 1-3, TD; K.Milton 1-(-1)

**INTERCEPTIONS:** LSU - None. Georgia S. Mondon Jr. 1-3; C. Smith 1-0



Georgia's Stetson Bennett earned MVP honors after throwing for 274 yards and four touchdowns.



LSU's Garrett Nussmeier passed for 294 yards and a pair of touchdowns.



Georgia's Brock Bowers led the team with 81 receiving yards and a touchdown.

## SEC CHAMPIONSHIP GAMES

Year	Score	Attend.	MVP
1992	Alabama 28, Florida 21	83,091	Antonio Langham, Alabama
1993	Florida 28, Alabama 13	76,345	Terry Dean, Florida
1994	Florida 24, Alabama 23	74,751	Ellis Johnson, Florida
1995	Florida 34, Arkansas 3	71,325	Danny Wuerffel, Florida
1996	Florida 45, Alabama 30	74,132	Danny Wuerffel, Florida
1997	Tennessee 30, Auburn 29	74,896	Peyton Manning, Tennessee
1998	Tennessee 24, Mississippi State 14	74,795	Peerless Price, Tennessee
1999	Alabama 34, Florida 7	71,500	Freddie Milons, Alabama
2000	Florida 28, Auburn 6	73,427	Rex Grossman, Florida
2001	LSU 31, Tennessee 20	74,843	Matt Mauck, LSU
2002	Georgia 30, Arkansas 3	74,835	David Greene, Georgia
2003	LSU 34, Georgia 13	74,913	Justin Vincent, LSU
2004	Auburn 38, Tennessee 28	74,892	Jason Campbell, Auburn
2005	Georgia 34, LSU 14	73,717	D.J. Shockley, Georgia
2006	Florida 38, Arkansas 28	73,374	Percy Harvin, Florida
2007	LSU 21, Tennessee 14	73,832	Ryan Perrilloux, LSU
2008	Florida 31, Alabama 20	75,892	Tim Tebow, Florida
2009	Alabama 32, Florida 13	75,514	Greg McElroy, Alabama
2010	Auburn 56, South Carolina 17	75,802	Cam Newton, Auburn
2011	LSU 42, Georgia 10	74,515	Tyrann Mathieu, LSU
2012	Alabama 32, Georgia 28	75,624	Eddie Lacy, Alabama
2013	Auburn 59, Missouri 42	75,632	Tre Mason, Auburn
2014	Alabama 42, Missouri 13	73,526	Blake Sims, Alabama
2015	Alabama 29, Florida 15	75,320	Derrick Henry, Alabama
2016	Alabama 54, Florida 16	74,632	Reuben Foster, Alabama
2017	Georgia 28, Auburn 7	76,534	Roquan Smith, Georgia
2018	Alabama 35, Georgia 28	77,141	Josh Jacobs, Alabama
2019	LSU 37, Georgia 10	74,150	Joe Burrow, LSU
2020	Alabama 52, Florida 46	16,520	Najee Harris, Alabama
2021	Alabama 41, Georgia 24	78,030	Bryce Young, Alabama
2022	Georgia 50, LSU 30	74,810	Stetson Bennett, Georgia



## 1992 SEC CHAMPIONSHIP GAME ALABAMA 28, FLORIDA 21



The Southeastern Conference etched its mark in the college football history books on Dec .5, 1992 .The league became the first in Division I-A to stage a championship game between its two division winners .

Western Division Champion Alabama and Eastern Division co-Champion Florida provided plenty of fireworks as the Crimson Tide posted a 28-21 victory before a capacity crowd of 83,091 at Legion Field in Birmingham .

The game, which was televised nationally by ABC Sports and earned a 9 8 rating, was not decided until the final minutes .With the Gators facing first-and-10 at their own 21, Alabama cornerback Antonio Langham returned an interception 27 yards for the game-winning score .The play, which came with just 3:16 remaining, earned Langham Most Valuable Player honors and thwarted the debut of a tie-breaking system in Division I-A football .

The victory secured Alabama the role of host at the USF&G Sugar Bowl .On Jan .1, 1993, the second-ranked Crimson Tide handed No .1 Miami a 34-13 defeat to capture the SEC's 12th national crown .

### SCORING SUMMARY

Alabama	7	7	7	7	=	28
Florida	7	0	7	7	=	21

UF - Rhett 5 pass from Matthews (Davis kick); 10:03 (1st)  
 UA - Lassic 3 run (Proctor kick); 5:07 (1st)  
 UA - Brown 30 pass from Barker (Proctor kick); 4:49 (2nd)  
 UA - Lassic 15 run (Proctor kick); 5:14 (3rd)  
 UF - W. Jackson 4 pass from Matthews (Davis kick); 1:21 (3rd)  
 UF - Rhett 1 run (Davis kick); 8:09 (4th)  
 UA - Langham 27 interception return (Proctor kick); 3:16 (4th)

### INDIVIDUAL LEADERS

Rushing: UF - Rhett (22-59); UA - Lassic (21-117)

Passing: UF - Matthews (30-49-2, 287 yards); UA - Barker (10-18-0, 154 yards)

Receiving: UF - Rhett (10-82), Jackson (9-100); UA - Palmer (5-101), Williams (2-16)

Tackles: UF - White (7-3=10), Kennedy (6-4=10); UA - Brown (7-1=8), Langham (6-2=8), Oden (5-3=8)

## 1993 SEC CHAMPIONSHIP GAME FLORIDA 28, ALABAMA 13



The SEC staged its second annual Championship Football Game on Dec .4, 1993, with Eastern Division Champion Florida defeating Western Division winner Alabama, 28-13, in front of a crowd of 76,345 at Birmingham's Legion Field .

The Gators were led by quarterback Terry Dean, who passed for 256 yards and two touchdowns en route to Championship Game Most Valuable Player honors .After virtually three quarters of neck-and-neck football, and the Gators leading by one, 14-13, Florida was faced with a fourth-and-eight situation .Punter Shayne Edge kept the drive alive with a 20-yard spring, and on the next play, Dean hit wideout Jack Jackson with a 43-yard strike to give Florida an eight- point cushion .From there, the Florida defense held its ground and the Gators secured the victory .

The victory secured Florida as the host of the USF&G Sugar Bowl .On Jan .1, 1994, the eight-ranked Gators defeated West Virginia, 41-7, in New Orleans to win their first Sugar Bowl title .

### SCORING SUMMARY

Florida	7	7	7	7	=	28
Alabama	7	3	3	0	=	13

UA - Lynch 1 run (Proctor kick); 10:13 (1st)  
 UF - Houston 13 pass from Dean (Davis kick); 1:02 (1st)  
 UA - Proctor 45 FG; 12:02 (2nd)  
 UF - Dean 2 run (Davis kick); 1:10 (2nd)  
 UA - Proctor 25 FG; 2:14 (3rd)  
 UF - J. Jackson 43 pass from Dean (Davis kick); 0:28 (3rd)  
 UF - Rhett 3 run (Davis kick); 11:59 (4th)

### INDIVIDUAL LEADERS

Rushing: UF - Rhett (22-88); UA - Palmer (16-93)

Passing: UF - Dean (20-37-2, 256 yards); UA - Palmer (8-16-1, 90 yards), Burgdorf (9-12-0, 71 yards)

Receiving: UF - W. Jackson (9-114); UA - Palmer (3-22), Anderson (3-18), Malone (3-37)

Tackles: UF - Kennedy (10-1=11); UA - Gaston (10-1=11)

## 1994 SEC CHAMPIONSHIP GAME FLORIDA 24, ALABAMA 23



Atlanta was the site of the 1994 SEC Football Championship, as a Georgia Dome record 74,751 watched Eastern Division Champion Florida capture its second straight conference crown with a 24-23 victory over Western Division Champion Alabama .

The Gators effectively moved the ball through the air, as Danny Wuerffel connected on 23 of 41 passes for 227 yards and a pair of touchdowns .But at the conclusion of the hard-fought contest, it was Florida defensive standout Ellis Johnson who distinguished himself as the game's most valuable player .The rugged senior recorded five tackles, one pass breakup and an SEC Championship record three tackles behind the line of scrimmage, including two quarterback sacks .

Trailing 17-10 at the half, Alabama regained the lead, 23-17, with two third-quarter field goals and an interception return for a touchdown with less than nine minutes to play .Florida responded with an 80-yard, 10-play drive which ended with a two-yard touchdown pass from Wuerffel to Chris Doering with just 5:29 remaining in the fourth quarter .The extra point by Judd Davis secured the winning margin, as the Gator defense forced an interception on the final Alabama drive .

The SEC's third title game attracted a television audience of more than 30 million viewers .ABC's broadcast earned a 10 5 rating, marking the network's most-watched college football game since the 1991 season .

### SCORING SUMMARY

Alabama	7	3	6	7	=	23
Florida	7	10	0	7	=	24

UA - Brown 70 pass from Barker (Proctor kick); 11:05 (1st)  
 UF - Anthony 26 pass from Wuerffel (Davis kick); 4:07 (1st)  
 UA - Proctor 22 FG; 14:45 (2nd)  
 UF - Davis 42 FG; 10:31 (2nd)  
 UF - Wuerffel 1 run (Davis kick); 1:15 (2nd)  
 UA - Proctor 47 FG; 7:35 (3rd)  
 UA - Proctor 48 FG; 2:14 (3rd)  
 UA - Rudd 23 interception return (Proctor kick); 8:56 (4th)  
 UF - Doering 2 pass from Wuerffel (Davis kick); 5:29 (4th)

### INDIVIDUAL LEADERS

Rushing: UA - Williams (29-99); UF - Taylor (14-40)

Passing: UA - Barker (10-19-2, 181 yards); UF - Wuerffel (23-41-2, 227 yards)

Receiving: UA - Brown (3-119), Lynch (3-28); UF - Anthony (8-105), Taylor (7-62)

Tackles: UA - Townsend (6-1=7); UF - Freeman (5-3=8), Carter (7-1=8), Showers (3-5=8)

## 1995 SEC CHAMPIONSHIP GAME FLORIDA 34, ARKANSAS 3



Florida defeated Western Division Champion Arkansas, 34-3 .

The Gators, who went through the regular season undefeated, continued their dominance on this night .Florida outgained the Razorbacks, 396-299, and committed no turnovers, while forcing Arkansas into four giveaways .Arkansas got on the scoreboard first when Todd Latourette kicked a 36-yard field goal with 7:26 left in the first quarter .The Razorbacks were dealt some bad news on that drive, however .Sophomore running back Madre Hill, who finished third in the conference in rushing, was lost for the game with a knee injury .

The Gators took the ensuing kickoff and went 80 yards in seven plays, capped off when game MVP Danny Wuerffel connected with Chris Doering on a 22-yard touchdown pass .Florida would never look back .

The SEC's fourth title game attracted a television audience of over 25 million viewers .ABC's broadcast earned a 7 2 rating .

### SCORING SUMMARY

Florida	14	3	14	3	=	34
Arkansas	3	0	0	0	=	3

AR - Latourette 36 FG; 7:26 (1st)  
 UF - Doering 22 from Wuerffel (Edmiston kick); 4:30 (1st)  
 UF - Wuerffel 1 run (Edmiston kick); 1:25 (1st)  
 UF - Edmiston 31 FG; 5:03 (2nd)  
 UF - Hilliard 29 pass from Wuerffel (Edmiston kick); 8:26 (3rd)  
 UF - Hanks 95 fumble return (Edmiston kick); 4:25 (3rd)  
 UF - Edmiston 20 FG; 12:48 (4th)

### INDIVIDUAL LEADERS

Rushing: UF - T. Jackson (11-62); AR - Johnson (20-71)

Passing: UF - Wuerffel (20-28-0, 276 yards); AR - Lunney (17-27-2; 170 yards)

Receiving: UF - Hilliard (7-125); AR - Meadors (7-74)

Tackles: UF - Hanks (6-3=9), Barnard (5-4=9), Wright (8-1=9); AR - Delco (6-4=10)

## 1996 SEC CHAMPIONSHIP GAME FLORIDA 45, ALABAMA 30



Eastern Division champion Florida downed Western Division champion Alabama, 45-30.

The Gators went on to the Nokia Sugar Bowl and claimed their first national championship.

Quarterback Danny Wuerffel threw for an SEC Championship Game record 401 yards and six touchdowns against a Crimson Tide defense that was ranked sixth in the nation in total defense coming into the contest.

Wuerffel's favorite target was wide receiver Reidel Anthony, who caught 11 aerials for 171 yards and three touchdowns - all three numbers were game records.

Alabama got on the scoreboard first on a 36-yard touchdown pass from Freddie Kitchens to Dennis Riddle. The Gators went on to score 24 straight points in building up a 24-14 halftime lead.

In the third quarter, the two teams traded touchdowns, including two long scoring plays. In the third quarter, Kitchens hit receiver Michael Vaughn with a 94-yard strike, the longest play from scrimmage in SEC Championship Game history. Within a minute, Wuerffel retaliated for the Gators, hitting Jacquez Green with a 85-yard touchdown pass.

### SCORING SUMMARY

Alabama	7	7	14	2	=	30
Florida	6	18	14	7	=	45

UA - Riddle 36 pass from Kitchens (Brock kick); 8:52 (1st)  
 UF - Hilliard 46 pass from Wuerffel (kick blocked); 3:11 (1st)  
 UF - Anthony 21 pass from Wuerffel (Anthony pass from Wuerffel); 14:37 (2nd)  
 UF - Williams 45 pass from Wuerffel (Cooper kick); 11:35 (2nd)  
 UF - Cooper 35 FG; 7:39 (2nd)  
 UA - Vaughn 8 pass from Kitchens (Brock kick); 0:29 (2nd)  
 UA - Riddle 5 run (Brock kick); 9:12 (3rd)  
 UF - Anthony 13 pass from Wuerffel (Cooper kick); 5:14 (3rd)  
 UA - Vaughn 94 pass from Kitchens (Brock kick); 4:06 (3rd)  
 UF - Green 85 pass from Wuerffel (Cooper kick); 3:09 (3rd)  
 UF - Anthony 21 pass from Wuerffel (Cooper kick); 14:54 (4th)  
 UA - Team Safety; 4:32 (4th)

### INDIVIDUAL LEADERS

Rushing: UA - Riddle (17-42); UF - Taylor (13-83)  
 Passing: UA - Kitchens (19-45-1, 264 yards); UF - Wuerffel (20-35-2, 401 yards)  
 Receiving: UA - Riddle (6-82); UF - Anthony (11-171)  
 Tackles: UA - Sigler (4-3=7); UF - Bates (7-3=10)

## 1997 SEC CHAMPIONSHIP GAME TENNESSEE 30, AUBURN 29



Tennessee defeated Auburn, 30-29, in a game that went down to the line.

Before a Georgia Dome Sporting Event record crowd of 74,896, the Vols came from a 20-7 second quarter deficit to defeat the Tigers on Peyton Manning's 73-yard TD pass to Marcus Nash early in the fourth quarter.

A defensive struggle ensued and the Vols were off to the FedEx Orange Bowl to play for the Bowl Alliance.

The Vols got on the scoreboard first on a 40-yard TD pass from Manning to Peerless Price. However, that was all the scoring Tennessee could muster until a Jeff Hall 27-yard field goal midway through the second quarter.

In the meantime, Auburn accounted for 20 unanswered points, led by a 24-yard fumble return by Brad Ware and a 51-yard TD pass from Dameyune Craig to Tyrone Goodson. AU's Jaret Holmes also hit two field goals.

The two teams traded touchdowns midway through the third quarter. Behind 27-17, UT scored on a 46-yard pass from Manning to Price. On the PAT attempt, Auburn's Quinton Reese returned the blocked kick for a two-point conversion to score.

That set up the heroics on Nash's 73-yard TD reception from Manning and Hall's PAT that won the game for Tennessee.

### SCORING SUMMARY

Tennessee	7	3	13	7	=	30
Auburn	13	7	9	0	=	29

UT - Price 40 pass from Manning (Hall kick); 12:41 (1st)  
 AU - Holmes 30 FG; 10:25 (1st)  
 AU - Ware 24 fumble return (Holmes kick); 5:36 (1st)  
 AU - Holmes 48 FG; 1:27 (1st)  
 AU - Goodson 51 pass from Craig (Holmes kick); 14:12 (2nd)  
 UT - Hall 27 FG; 7:46 (2nd)  
 UT - Copeland 5 pass from Manning (Hall kick); 11:56 (3rd)  
 AU - Beasley 24 pass from Craig (Holmes kick); 6:14 (3rd)  
 UT - Price 46 pass from Manning (kick blocked); 1:06 (3rd)  
 AU - Reese PAT return; 1:06 (3rd)  
 UT - Nash 73 pass from Manning (Hall kick); 11:14 (4th)

### INDIVIDUAL LEADERS

Rushing: UT - Lewis (31-127); AU - Williams (6-8)  
 Passing: UT - Manning (25-43-2, 373 yards); AU - Craig (14-34-0, 262 yards)  
 Receiving: UT - Nash (9-126), Price (8-161); AU - Poor (3-98), Beasley (3-56)  
 Tackles: UT - Gaines (4-0=4); AU - Spikes (10-5=15)

## 1998 SEC CHAMPIONSHIP GAME TENNESSEE 24, MISSISSIPPI STATE 14



Behind 14-10 midway through the fourth quarter, Tennessee scored two late touchdowns to hold off Mississippi State, 24-14.

The win by Tennessee enabled the Vols to stay undefeated for the season and participate in the National Championship Game at the Tostitos Fiesta Bowl.

Midway through the final quarter, MSU's Kevin Prentiss returned a punt 83 yards for a touchdown to put the Bulldogs ahead, 14-10.

On UT's following drive, QB Tee Martin drove the Vols down the field and hit WR Peerless Price with a 41-yard TD pass with 6:15 left to give Tennessee a 17-14 lead.

Mississippi State fumbled on the first play of the next drive, giving the ball back to Tennessee at the MSU 26-yard line. On the next play Martin found Cedric Wilson for a 26-yard TD pass to give the Vols the final 24-14 margin.

### SCORING SUMMARY

Mississippi State	7	0	0	7	=	14
Tennessee	0	10	0	14	=	24

MS - Bean 70 interception return (Hazelwood kick); :05 (1st)  
 UT - Stephens 2 run (Hall kick); 9:32 (2nd)  
 UT - Hall 31 FG; 5:09 (2nd)  
 MS - Prentiss 83 punt return (Hazelwood kick); 8:43 (4th)  
 UT - Price 41 pass from Martin (Hall kick); 6:15 (4th)  
 UT - Wilson 26 pass from Martin (Hall kick); 5:47 (4th)

### INDIVIDUAL LEADERS

Rushing: MS - Johnson (14-38); UT - Henry (26-120)  
 Passing: MS - Madkin (10-22-2, 84 yards); UT - Martin (15-32-1, 208 yards, 2 TDs)  
 Receiving: MS - Cooper (5-44); UT - Price (6-97), Copeland (5-76)  
 Tackles: MS - Campbell (10-2=12); UT - Walker (4-1=5)

## 1999 SEC CHAMPIONSHIP GAME ALABAMA 34, FLORIDA 7



Alabama broke open a close game in the fourth quarter, outscoring Florida 19-0 in the final stanza.

Two big plays in the fourth quarter led directly to 13 Crimson Tide points. With 11:54 left in the contest, Freddie Milons scored on a 77-yard run and 18 seconds later, Alabama's Reggie Grimes scored from 38-yards on an interception return. The score went from 15-7 at the beginning of the fourth quarter to 28-7 with 11:36 left in the contest.

Florida got on the scoreboard first, on a 3-yard pass from Earnest Graham to Erron Kinney, in the game's first possession. The Alabama defense would allow Florida just 59 total offensive yards the rest of the way.

The Alabama defense intercepted four passes and kept the Florida offense from converting a third down. The Tide held the Gators to their lowest total offense, passing yards, pass completions and first down totals ever under head coach Steve Spurrier.

After the Gators got out to a 7-0 lead, Alabama used two Ryan Pflugner field goals of 29 and 48 yards to cut the margin to 7-6 with just 2:03 left in the first half.

Following an interception by Alabama's Marcus Spencer, the Crimson Tide took the lead five plays later on a 27-yard TD pass from Andrew Zow to Jason McAddley. Alabama went into the locker room ahead, 12-7.

### SCORING SUMMARY

Florida	7	0	0	0	=	7
Alabama	0	12	3	19	=	34

UF - Kinney 3 pass from Graham (Chandler kick); 13:20 (1st)  
 UA - Pflugner 29 FG; 11:03 (2nd)  
 UA - Pflugner 48 FG; 2:03 (2nd)  
 UA - McAddley 27 pass from Zow (pass failed); 00:30 (2nd)  
 UA - Pflugner 49 FG; 3:12 (3rd)  
 UA - Milons 77 run (Pflugner kick); 11:54 (4th)  
 UA - Grimes 38 interception return (kick failed); 11:36 (4th)  
 UA - Alexander 7 run (rush failed); 3:58 (4th)

### INDIVIDUAL LEADERS

Rushing: UF - Graham (9-27); UA - Milons (6-116-1), Alexander (30-97-1)  
 Passing: UF - Palmer (7-20-3-80 yards); UA - Zow (10-17-0-134 yards-1 TD)  
 Receiving: UF - Jackson (3-49); UA - Carter (5-71); McAddley (4-46-1 TD)  
 Tackles: UF - Manuel (7-4=11); Dixon (6-4=10); UA - Merritt (4-0=4)

## 2000 SEC CHAMPIONSHIP GAME FLORIDA 28, AUBURN 6



Rex Grossman completed 17 of 26 passes for 238 yards for the Gators while UF running back Earnest Graham set an SEC Championship Game record with 169 rushing yards on 19 carries.

The Gators went out to a 14-0 lead in the first quarter. Grossman's 10-yard TD strike to Reche Caldwell with 13:09 left in the first quarter put the Gators ahead to stay, 7-0. Another Grossman to Caldwell strike, for 66 yards, added to the score in the first quarter. Florida added to its lead midway through the second quarter. Grossman hit freshman Jabar Gaffney on a 27-yard TD strike to make the score 21-0.

Auburn got on the scoreboard late in the second quarter on a 44-yard field goal by Damon Duval with no time left.

The Tigers also got on the scoreboard first in the second half on a 21-yard field goal with 9:43 left in the third quarter, making the score 21-6.

On the game's following drive, the Gators put the game out of reach. Grossman led Florida on an 11-play, 80-yard drive that took 4:26 off the clock. The drive ended on a 12-yard pass from Grossman to Brian Haugbrook putting the Gators ahead, 28-6.

Tiger QB Ben Leard had to leave the game with an injury in the third quarter. Leard completed 17 of 33 passes for 158 yards.

The Gator defense played a big role in the win as it held SEC Player of the Year Rudi Johnson to just 47 yards rushing on 17 carries.

### SCORING SUMMARY

Florida	14	7	7	0	=	28
Auburn	0	3	3	0	=	6

UF - Caldwell 10 pass from Grossman (Chandler kick), 13:09 (1st)  
 UF - Caldwell 66 pass from Grossman (Chandler kick), 2:42 (1st)  
 UF - Gaffney 27 pass from Grossman (Chandler kick), 8:19 (2nd)  
 AU - Duval 44 FG, 0:00 (2nd)  
 AU - Duval 21 FG, 9:43 (2nd)  
 UF - Haugbrook 12 pass from Grossman (Chandler kick), 5:17 (3rd)

### INDIVIDUAL LEADERS

Rushing: UF - Graham (19-169); Gillespie (11-45); AU - Evans (8-69); Johnson (17-47).  
 Passing: UF - Grossman (17-26-1; 238 yds., 4 TDs); AU - Leard (17-30-1; 158 yds., 0 TD).  
 Receiving: UF - Gaffney (5-84-1 TD); Caldwell (3-91-2 TD); AU - Evans (4-45); Diamond (4-42).  
 Tackles: UF - Hardmon 6 (6-0); Brown 5 (5-0); AU - Thomas 11 (9-2).

## 2001 SEC CHAMPIONSHIP GAME LSU 31, TENNESSEE 20



LSU, in its first appearance in the SEC Championship Game, won its first conference title since 1986.

Trailing 17-16 entering the fourth quarter, LSU was directed on two touchdown drives by backup QB Matt Mauck, who entered the game for the injured Rohan Davey in the first half. Mauck scored his second rushing touchdown of the game on the second play of the fourth quarter from 13 yards out, and after a successful two-point conversion, put the Tigers ahead to stay, 24-17.

LSU put the game out of reach late in the fourth quarter on a one-yard TD run by Domanick Davis to make the final margin, 31-20.

Mauck directed the Tigers to the game's first touchdown, capping it with a four-yard TD run to put LSU ahead, 7-0.

Tennessee then scored 17 unanswered points in the second quarter, including two passing TDs from quarterback Casey Clausen. The first was a 31-yard pass to Kelley Washington and second was a three-yard pass to Troy Fleming. LSU's John Corbello broke the Vol scoring string with a 45-yard field goal with just 29 seconds left in the first half.

Corbello added two field goals in the third quarter, which closed the Vol lead to 17-16 by quarter's end.

### SCORING SUMMARY

Tennessee	0	17	0	3	=	20
LSU	7	3	6	15	=	31

LSU - Mauck 4 run (Corbello kick), 8:14 (1st)  
 UT - Washington 31 pass from Clausen (Walls kick), 9:04 (2nd)  
 UT - Fleming 3 pass from Clausen (Walls kick), 6:18 (2nd)  
 UT - Walls 51 FG, 3:52 (2nd)  
 LSU - Corbello 45 FG, 0:29 (2nd)  
 LSU - Corbello 47 FG, 11:51 (3rd)  
 LSU - Corbello 45 FG, 2:45 (3rd)  
 LSU - Mauck 13 run (Reed from Mauck), 14:20 (4th)  
 UT - Walls 21 FG, 9:55 (4th)  
 LSU - Davis 1 run (Corbello kick), 2:26 (4th)

### INDIVIDUAL LEADERS

Rushing: UT - Stephens (14-37); LSU - Davis (16-78-1 TD); Mauck (12-43-2 TDs).  
 Passing: UT - Clausen (27-43-0; 332 yards; 2 TDs); LSU - Davey (9-20-0, 84 yards; 0 TD); Mauck (5-15-0; 67 yards; 0 TD).  
 Receiving: UT - Washington (9-140-1 TD); Stallworth (7-96); Witten (3-40); LSU - Reed (4-60); Clayton (4-54).  
 Tackles: UT - Moore (7-1=8); Whiteside (5-0=5); Stevenson (4-1=5); Battle (5-0=5); LSU - B. James (9-1=10); Gay (5-1=6); D. James (4-0=4); Faulk (3-1=4).

## 2002 SEC CHAMPIONSHIP GAME GEORGIA 30, ARKANSAS 3



Georgia won its first Southeastern Conference Championship in 20 years, defeating Arkansas 30-3.

The Bulldogs scored on their first five possessions for a 23-0 halftime lead.

Musa Smith rushed for 106 yards and two touchdowns. David Greene threw for 237 yards. Terrence Edwards had seven catches for 92 yards, becoming the SEC's career leader in receiving yards.

The game belonged to Georgia right from the start. At the end of the game's first offensive drive, Georgia's Decory Bryant blocked Richie Butler's punt. Thomas Davis scooped up the loose ball and ran to the Arkansas 2. After Bryant's play, Smith powered into the end zone standing up to put Georgia ahead 7-0.

On Georgia's second offensive drive, Greene threw an 18-yard pass to Edwards and a 22-yarder to J.T. Wall, then Smith finished off the drive with a 17-yard touchdown run.

Georgia's next three possessions ended with field goals by Billy Bennett, who connected from 29, 42 and 39 yards to provide a comfortable margin at halftime.

### SCORING SUMMARY

Arkansas	0	0	3	0	=	3
Georgia	17	6	0	7	=	30

UGA - Smith 2 run (Bennett kick), 11:58 (1st)  
 UGA - Smith 17 run (Bennett kick), 8:49 (1st)  
 UGA - Bennett 29 FG, 3:54 (1st)  
 UGA - Bennett 42 FG, 12:10 (2nd)  
 UGA - Bennett 39 FG, 6:24 (2nd)  
 UA - Carlton 27 FG, 0:52 (3rd)  
 UGA - Watson 20 pass from Greene (Bennett kick), 12:08 (4th)

### INDIVIDUAL LEADERS

Rushing: UA - Talley (17-51); Howard (3-14); UGA - Smith (19-106-2 TDs); Greene (4-17).  
 Passing: UA - Jones (9-17-0, 60 yards, 0 TD); UGA - Greene (17-29-0, 237 yards, 1 TD).  
 Receiving: UA - Smith (5-36); Birmingham (2-12); UGA - Edwards (7-92); Gibson (5-93).  
 Tackles: UA - Hamlin 7 (7-0); Miller 7 (5-2); Osborne 7 (3-4); UGA - Bailey 6 (3-3); Gilbert 5 (5-0); Clemons 5 (2-3).

## 2003 SEC CHAMPIONSHIP GAME LSU 34, GEORGIA 13



LSU won the 2003 SEC championship, defeating Georgia, 34-13, in front of 74,913 fans at the Georgia Dome.

The Tigers' Justin Vincent became the first freshman to be named Most Valuable Player in the SEC Championship Game. Vincent rushed for an SEC Championship Game-record 201 yards on 18 carries and two TDs.

LSU got on the scoreboard first on Vincent's 87-yard TD run with 4:49 left in the first quarter. The jaunt was the longest rush in SEC Championship Game history. On the ensuing Georgia drive, the Tigers tackled Bulldog punter Gordon Ely-Kelso in the endzone to add to the LSU advantage, 8-0.

Early in the second quarter, Matt Mauck and Michael Clayton connected on a 43-yard TD pass and on LSU's next drive, Rayn Gaudet added a 35-yard field goal to put the Tigers ahead, 17-0.

Georgia closed the gap to 11 with two field goals by Billy Bennett. In the third quarter, Bennett's 49-yard field goal pulled the Bulldogs within a 17-6 deficit.

On Georgia's next drive, Tiger LB Lionel Turner intercepted a David Greene pass and returned it 18 yards for a TD to give the Tigers a 24-6 lead in the third quarter.

On Georgia's next drive, Greene made amends by hitting TE Ben Watson on an 18-yard TD pass pulling the Bulldogs to within a 24-13 margin.

### SCORING SUMMARY

Georgia	0	3	10	0	=	13
LSU	8	9	7	10	=	34

LSU - Vincent 87 run (Jackson kick failed), 4:49 (1st)

LSU - Team Safety, 3:11 (1st)

LSU - Clayton 43 pass from Mauck (Jackson kick blocked), 14:51 (2nd)

LSU - Gaudet 35 FG, 9:37 (2nd)

UGA - Bennett 51 FG, 6:38 (2nd)

UGA - Bennett 49 FG, 7:46 (3rd)

LSU - Turner 18 interception return (Gaudet kick), 4:17 (3rd)

UGA - Watson 18 pass from Greene (Bennett kick), 3:40 (3rd)

LSU - Vincent 3 run (Gaudet kick), 14:54 (4th)

LSU - Gaudet 22 FG, 7:12 (4th)

### INDIVIDUAL LEADERS

Rushing: UGA - Lumpkin (7-54); Brown (1-35); Cooper (9-14). LSU - Vincent (18-201-2 TD); Addai (8-60); Broussard (11-47).

Passing: UGA - Greene (17-41-3, 199; 1 TD); LSU - Mauck (14-22-1, 151; 1 TD).

Receiving: UGA - Watson (4-86-1 TD); Gibson (3-19). LSU - Clayton (5-81-1 TD); Henderson (4-47); Green (3-11).

Tackles: UGA - Davis (5-6-11); Thurman (4-7-11); Blue (4-5-9); Jones (3-6-9); LSU - Daniels (5-1-6); Alexander (3-3-6); Turner (1-5-6).

## 2004 SEC CHAMPIONSHIP GAME AUBURN 38, TENNESSEE 28



Auburn continued its perfect season with a 38-28 win over Tennessee in the 2004 SEC Championship Game.

Auburn won its first-ever SEC Football Championship Game in the process.

Auburn's Jason Campbell completed 27-of-35 passes for 374 yards with 3 TDs and an interception. He also had 57 yards rushing on 13 carries.

The Tigers got off to a quick start, converting touchdowns on a fumble recovery by Cole Bennett in the end zone and a Carnell Williams five-yard run in the first quarter to give Auburn a 14-0 lead. The two teams traded touchdowns the remainder of the first half and the Tigers went into the locker room with a 21-7 lead.

Tennessee got back into the game quickly in the second half. Rick Clausen hit Robert Meachem with a 17-yard TD pass and on the Vols' next drive, Gerald Riggs rushed for an 80-yard TD to tie the score at 21-21.

The Tigers scored on their possession with a 53-yard TD pass to Devin Aromashodu on Auburn's next drive to make the score 28-21.

With Auburn leading 31-28 midway through the fourth quarter, Campbell put the game out of reach for the Tigers with a 43-yard TD pass to Ben Obomanu.

### SCORING SUMMARY

Auburn	14	7	7	10	=	38
Tennessee	7	0	14	7	=	28

AU - Cole Bennett 0 yard fumble recovery (John Vaughn kick), 1st Q (13:24)

AU - Carnell Williams 5 run (Vaughn kick), 1st Q (8:35)

UT - Cedric Houston 2 run (James Wilhoit kick), 1st Q (0:00)

AU - Courtney Taylor 4 pass from Jason Campbell (Vaughn kick), 2nd Q (9:15)

UT - Robert Meachem 17 pass from Rick Clausen (Wilhoit kick), 3rd Q (9:39)

UT - Gerald Riggs 80 run (Wilhoit kick), 3rd Q (6:05)

AU - Devin Aromashodu 53 pass from Campbell (Vaughn kick), 3rd Q (3:45)

AU - Vaughn 22 FG, 4th (11:46)

UT - Riggs 9 run (Wilhoit kick), 4th (10:07)

AU - Ben Obomanu 43 pass from Campbell (Vaughn kick), 4th (6:56)

### INDIVIDUAL LEADERS

Rushing: AU - Williams 19-100-1 TD; Campbell 13-57; Brown 16-50. UT - Riggs 11-182- 2 TDs; Houston 11-37-1 TD.

Passing: AU - Campbell 35-27-1, 374 yards; 3 TDs. UT - Clausen 20-8-0, 69 yards; 1 TD.

Receiving: AU - Taylor 6-111-1 TD; Obomanu 6-93-1 TD; R. Brown 6-55. UT - T. Brown 3-28; Anderson 2-11.

Tackles: AU - Williams 7-1-8 TT; Graves 2-3-5 TT; Jackson 1-4-5 TT. UT - Gaither 15-3-18 TT; Burnett 10-3-13 TT.

## 2005 SEC CHAMPIONSHIP GAME GEORGIA 34, LSU 14



D.J. Shockley threw two touchdown passes to Sean Bailey, and Bryan McClendon set up another score with a blocked punt as Georgia won its second Southeastern Conference championship in four years with a 34-14 victory over LSU.

Georgia took control early, scoring two touchdowns before the game was nine minutes old.

LSU closed the gap to 14-7 early in the second period on JaMarcus Russell's 1-yard dive, but that was the Tigers' last hurrah. McClendon charged through the line to block Chris Jackson's punt, giving Georgia another prime scoring chance at the LSU 15.

On third-and-2, Shockley took off running when the pocket collapsed, breaking an attempted tackle for a 7-yard touchdown.

Shockley rushed for a touchdown and passing for two others.

### SCORING SUMMARY

Georgia	14	7	3	10	=	34
LSU	0	7	0	7	=	14

UGA - Sean Bailey 45 pass from D.J. Shockley (Brandon Coutu kick), 1st Q (10:19) (1-45-0:08) [UGA 7-0]

UGA - Sean Bailey 29 pass from D.J. Shockley (Brandon Coutu kick), 1st Q (6:12) (6-51-2:34) [UGA 14-0]

LSU - JaMarcus Russell 1 run (Colt David kick), 2nd Q (13:53) (14-80-7:19) [UGA 14-7]

UGA - D.J. Shockley 7 run (Brandon Coutu kick), 2nd Q (8:23) (3-15-1:21) [UGA 21-7]

UGA - Brandon Coutu 22 FG, 3rd Q (9:52) (10-62-3:50) [UGA 24-7]

UGA - Brandon Coutu 51 FG, 4th Q (14:40) (11-40-5:35) [UGA 27-7]

UGA - Tim Jennings 15 interception return (Brandon Coutu kick), 4th Q (14:18) [UGA 34-7]

LSU - Dwayne Bowe 19 pass from Matt Flynn (Colt David kick), 4th Q (5:38) [UGA 34-14]

### INDIVIDUAL LEADERS

Rushing: UGA - Thomas Brown 14-62; Kregg Lumpkin 13-38; Danny Ware 8-28; D.J. Shockley 7-10-1 TD. LSU - Shyrone Carey 10-43; Skyler Green 2-26; Justin Vincent 8-15; Joseph Addai 2-7.

Passing: UGA - D.J. Shockley 12-6-0, 112 yards, 2 TDs. LSU - JaMarcus Russell 19-11-1, 120 yards, 0 TDs; Matt Flynn 11-3-1, 36 yards, 1 TD.

Receiving: UGA - Sean Bailey 2-74-2 TDs; Mohamed Massaquoi 2-15. LSU - Dwayne Bowe 5-74-1 TD; David Jones 2-28; Shyrone Carey 2-18.

Tackles: UGA - Jarvis Jackson 6-2=8 (1 TFL -3); Tony Taylor 5-1=6; Tim Jennings 5-1-6 (2 TFL -14, 1 INT, 1 Sack -12); Greg Blue 4-2=6. LSU - Craig Steltz 6-2=8; Melvin Oliver 5-2-7; LaRon Landry 4-2=6 (1 TFL -3).

## 2006 SEC CHAMPIONSHIP GAME FLORIDA 38, ARKANSAS 28



The fourth-ranked University of Florida got second-half touchdowns on a muffed punt, a 67-yard run and a pass from a wide receiver en route to defeating No. 8 Arkansas, 38-28, to win its seventh SEC title.

With UF trailing 21-17 late in the third quarter, Arkansas sophomore Reggie Fish fumbled a punt inside the Razorbacks' five-yard line, allowing freshman cornerback Wondy Pierre-Louis to pounce on the ball in the endzone for a touchdown that gave Florida a 24-21 lead. After the Gator defense forced an Arkansas punt, freshman wide receiver Percy Harvin took off on a career-long 67-yard touchdown run on Florida's first play of the fourth quarter, widening the lead to 31-21.

### SCORING SUMMARY

Arkansas	0	7	14	7	=	28
Florida	3	14	7	14	=	38

1st: 06:10 UF - C. Hetland 33 yd field goal; 6 plays, 47 yards, TOP 2:25, AR 0 - UF 3  
 2nd: 08:54 UF - C. Leak 9 yd run (C. Hetland kick); 1 play, 9 yards, TOP 0:29, AR 0 - UF 10  
 04:02 UF - P. Harvin 37 yd pass from C. Leak (C. Hetland kick); 8 plays, 74 yards, TOP 3:23, AR 0 - UF 17  
 01:55 AR - Marcus Monk 48 yd pass from Casey Dick (Jeremy Davis kick); 3 plays, 66 yards, TOP 2:07, AR 7 - UF 17  
 3rd: 12:06 AR - Felix Jones 2 yd pass from Darren McFadden (Jeremy Davis kick); 7 plays, 32 yards, TOP 2:18, AR 14 - UF 17  
 08:33 AR - A. Robinson 40 yd interception return (Jeremy Davis kick); AR 21 - UF 17  
 03:47 UF - W. Pierre-Louis 0 yd fumble recovery (C. Hetland kick); AR 21 - UF 24  
 4th: 14:22 UF - P. Harvin 67 yd run (C. Hetland kick); 1 play, 67 yards, TOP 0:30, AR 21 - UF 31  
 12:29 AR - Felix Jones 29 yd pass from C. Washington (Jeremy Davis kick); 4 plays, 63 yards, TOP 1:53, AR 28 - UF 31  
 09:04 UF - T. Casey 5 yd pass from A. Caldwell (C. Hetland kick); 8 plays, 80 yards, TOP 3:25, AR 28 - UF 38

### INDIVIDUAL LEADERS

Rushing: ARK - Darren McFadden 21-73; Felix Jones 13-57; Mitch Mustain 1-2. FLA - Percy Harvin 6-105-1TD; K. Moore 3-32; Tim Tebow 8-32.  
 Passing: ARK - Casey Dick 10-22-2, 148 yards, 1 TD; D. McFadden 1-3-0, 2 yards, 1 TD; FLA - Chris Leak 16-30-2, 189 yards, 1 TD; A. Caldwell 1-1-0, 5 yards, 1 TD.  
 Receiving: ARK - Marcus Monk 3-69-1 TDs; Felix Jones 2-31; Darren McFadden 2-27. FLA - C. Ingram 6-71; P. Harvin 5-62-1TD; A. Caldwell 3-31.

## 2007 SEC CHAMPIONSHIP GAME LSU 21, TENNESSEE 14



Ryan Perrilloux and the fifth-ranked Tigers beat No. 14 Tennessee 21-14 - victory and suddenly was playing for the national title.

Jonathan Zenon scored on an 18-yard interception return with 9:54 left to rally LSU (11-2) from a 14-13 deficit, then Darry Beckwith picked off another pass by Erik Ainge deep in Tigers territory to seal it.

The Vols led 7-6 at halftime. The game shaded toward the Tigers' side in the second half, with Perrilloux starring in place of injured Matt Flynn.

For a while, it looked as if Tennessee safety Eric Berry might be the star of the game. He made a pair of plays in the third quarter that helped Tennessee take a 14-13 lead and preserve it. Berry recovered a fumble by NCAA sprint star Trindon Holliday that set up Ainge's 6-yard TD pass to Josh Briscoe for a 14-13 edge and later intercepted Perrilloux's pass.

### SCORING SUMMARY

Tennessee	7	0	7	0	=	14
LSU	6	0	7	8	=	21

1st: 12:00 UT - Chris Brown 11 yd pass from Erik Ainge (Daniel Lincoln kick)  
 Scoring Drive: 6 plays, 62 yards, TOP 3:00, UT 7 - LS 0  
 8:29 LS - Colt David 30 yd field goal  
 Scoring Drive: 10 plays, 63 yards, TOP 3:31, UT 7 - LS 3  
 3:07 LS - Colt David 30 yd field goal  
 Scoring Drive: 9 plays, 58 yards, TOP 3:57, UT 7 - LS 6  
 2nd: No Scoring  
 3rd: 11:52 LS - Demetrius Byrd 27 yd pass from Ryan Perrilloux (Colt David kick)  
 Scoring Drive: 6 plays, 76 yards, TOP 3:08, UT 7 - LS 13  
 3:09 UT - Josh Briscoe 6 yd pass from Erik Ainge (Daniel Lincoln kick)  
 Scoring Drive: 9 plays, 66 yards, TOP 3:40, UT 14 - LS 13  
 4th: 9:54 LS - Jonathan Zenon 18 yd interception return (Ryan Perrilloux rush), UT 14 - LS 21

### INDIVIDUAL LEADERS

Rushing: Tennessee: Foster 21-55-0 TD; Jones 2-39-0. LSU: Hester 23-120-0; Holliday 6-58-0; Williams 5-34-0.  
 Passing: Tennessee: Ainge 20-40-2, 249, 2 TDs. LSU: Perrilloux 20-30-1, 243, 1 TD.  
 Receiving: Tennessee: Briscoe 8-79-1 TD; five with 2 catches each. LSU: Doucet 5-29-0; Byrd 4-72-1 TD; LaFell 3-65-0.  
 Tackles: Tennessee: Mayo 8-7=15; Hefney 6-4=10. LSU: Steltz 5-3=8; Highsmith 3-4=7.

## 2008 SEC CHAMPIONSHIP GAME FLORIDA 31, ALABAMA 20



Eastern Division champion Florida used two fourth quarter touchdowns to erase a 20-17 deficit to defeat Western Division Alabama, 31-20, in the 17th SEC Football Championship Game, held Dec. 6 at the Georgia Dome in Atlanta. It marked the first time in SEC history two teams ranked No. 1 and No. 2 in the polls met head-to-head on the field.

A Georgia Dome record crowd of 75,892 was on hand as the two teams traded leads through the first three quarters.

Florida QB Tim Tebow was voted the game's Most Valuable Player. The Jacksonville, Fla., junior completed 14-of-22 passes for 216 yards and three touchdowns and also led the Gators in rushing with 57 yards on 17 carries. Tebow's five-yard TD pass to Riley Cooper with 2:50 left in the game gave the Gators the security of the win.

Florida came out of the gate first, with Tebow hitting Carl Moore with a three-yard TD pass at the 8:17 mark of the first quarter, giving the Gators a 7-0 lead. Alabama answered with a Glen Coffee 18-yard TD run on the next drive. The Tide followed that up with a Leigh Tiffin 30-yard field goal for a 10-7 end of first quarter lead.

The Gators bounced back. Jonathan Phillips hit a 19-yard field goal to tie the score, 10-10. With 2:59 left in the first half, Tebow found David Nelson for a five-yard TD strike and Florida went into the locker room with a 17-10 lead.

Alabama controlled the ball for much of the third quarter. The Tide engineered a 15-play, 91-yard drive on its opening possession of the half. It was capped by Mark Ingram's 2-yard TD run to tie the score, 17-17. With eight seconds left in the third quarter, Tiffin connected on a 27-yard field goal to give Alabama a 20-17 lead.

Florida took the lead for good with 9:21 left in regulation. Jeff Demps scored from the one-yard line to give the Gators a 24-20 lead. Florida's defense held the Tide on its next drive and Tebow hit Cooper for the final margin, 31-20.

### SCORING SUMMARY

Alabama	10	0	10	0	=	20
Florida	7	10	0	14	=	31

UF - Carl Moore 3 pass from Tim Tebow (Jonathan Phillips kick) (1st, 8:17)  
 UA - Glen Coffee 18 run (Leigh Tiffin kick) (1st, 7:23)  
 UA - Tiffin 30 FG (1st, 3:28)  
 UF - Phillips 19 FG (2nd, 8:59)  
 UF - David Nelson 5 pass from Tebow (Phillips kick) (2nd, 2:59)  
 UA - Mark Ingram 2 run (Tiffin kick) (3rd, 6:20)  
 UA - Tiffin 27 FG (3rd, 0:08)  
 UF - Jeff Demps 1 run (Phillips kick) (4th, 9:21)  
 UF - Riley Cooper 5 pass from Tebow (Phillips kick) (4th, 2:50)

### INDIVIDUAL LEADERS

Rushing: ALABAMA: Coffee 21-112-1 TD; Ingram 8-21-1. FLORIDA: Tebow 17-57-0; Demps 14-53-1; Moody 4-23-0.  
 Passing: ALABAMA: Wilson 12-25-1, 187 yards, 0 TD. FLORIDA: Tebow 14-22-0, 216, 3 TDs.  
 Receiving: ALABAMA: Jones 5-124-0 TD, Walker 3-37-0, Hanks 3-19. FLORIDA: Murphy 4-86-0, Hernandez 3-43-0, Nelson 3-27-1 TD; Cooper 2-56-1 TD.  
 Tackles: ALABAMA: McClain 7 UT-2 AT=9 TT, R. Johnson 7-2=9, Woodall 6-2=8. FLORIDA: Haden 6-2=8; Spikes 5-2=7; Black 4-3=7.

## 2009 SEC CHAMPIONSHIP GAME ALABAMA 32, FLORIDA 13



The No. 2 Alabama Crimson Tide won its 22nd Southeastern Conference Championship by beating No. 1 Florida, 32-13 with a balanced attack that gave the Tide its first league title since 1999. Alabama is now 13-0 on the season while the Gators fell to 12-1. It marked the first time in the history of the SEC Championship Game that both teams came in undefeated.

"Our entire team played great. Greg [McElroy] played great. Mark [Ingram] played great. Julio [Jones] played great," Alabama head coach Nick Saban said. "Really, most of the credit goes to our guys up front on the offensive line. This is a great win for our program."

Alabama amassed 490 yards of total offense against a Florida defense that had been limiting its opponents to an average of 230 yards per game this season.

Junior quarterback Greg McElroy, who threw for 239 yards and a touchdown on 12 completions, was named the game's most valuable player.

"It's been such an incredible season," McElroy said. "We started the season here (in the Georgia Dome) with a win and were able to win a championship today. I can't say enough about my offensive line, (and) we have the greatest coaching staff in the country."

Sophomore running back Mark Ingram rushed for 113 yards on 28 carries including three rushing touchdowns. He is now the Tide's all-time single-season rushing leader with 1,542, surpassing Bobby Humphrey's 1986 record of 1,471 and becomes the first Alabama rusher to go over 1,500 yards in a season. His three touchdowns tied an SEC Championship Game record. Ingram also caught two passes for 76 yards.

Sophomore Marquis Maze led the Crimson Tide receivers with five catches for 96 yards.

Sophomore Mark Barron, junior Kareem Jackson and senior Rolando McClain led the Crimson Tide defense with seven, six and five tackles, respectively.

Alabama has now won an SEC title in every decade since winning the league's first title in 1933. The Tide's 22 championships ranks first in SEC history.

### SCORING SUMMARY

Florida	3	10	0	0	=	13
Alabama	9	10	7	6	=	32

1st: 10:37 UA - Leigh Tiffin 48 yd field goal, 9-47 4:23, UF 0 - UA 3

05:33 UA - Mark Ingram 7 yd run (Leigh Tiffin kick failed), 8-76 3:56, UF 0 - UA 9

00:28 UF - C. Sturgis 48 yd field goal, 12-56 5:05, UF 3 - UA 9

2nd: 06:03 UA - Leigh Tiffin 34 yd field goal, 12-68 5:47, UF 3 - UA 12

04:31 UF - D. Nelson 23 yd pass from T. Tebow (C. Sturgis kick), 4-70 1:32, UF 10 - UA 12

03:32 UA - Mark Ingram 3 yd run (Leigh Tiffin kick), 2-72 0:59, UF 10 - UA 19

01:18 UF - C. Sturgis 32 yd field goal, 5-65 2:14, UF 13 - UA 19

3rd: 09:53 UA - Colin Peek 17 yd pass from Greg McElroy (Leigh Tiffin kick), 5-74 2:48, UF 13 - UA 26

4th: 13:49 UA - Mark Ingram 1 yd run (Greg McElroy pass failed), 17-88 8:47, UF 13 - UA 32

### INDIVIDUAL LEADERS

Rushing: Florida-T. Tebow 10-63; B. James 1-9; J. Demps 1-9; C. Rainey 2-7. Alabama-Mark Ingram 28-113; T. Richardson 11-80; Roy Upchurch 7-57; Greg McElroy 4-10; Team 3-minus 9.

Passing: Florida-T. Tebow 20-35-1-247. Alabama-Greg McElroy 12-18-0-239.

Receiving: Florida-A. Hernandez 8-85; D. Nelson 4-53; R. Cooper 3-77; D. Thompson 2-22; B. James 1-9; O. Hines 1-4; E. Moody 1-minus 3. Alabama-Marquis Maze 5-96; Colin Peek 3-39; Mark Ingram 2-76; Julio Jones 2-28.

Interceptions: Florida-None. Alabama-Javier Arenas 1-0.

Fumbles: Florida-None. Alabama-Team 1-0.

## 2010 SEC CHAMPIONSHIP GAME AUBURN 56, SOUTH CAROLINA 17



Cam Newton left nothing to chance. He ran and passed the Auburn Tigers to a shot at the national championship they were denied six years ago, and he might as well start working on that Heisman pose, too.

Newton passed for a career-high 335 yards and four touchdowns, plus ran for a pair of TDs in an MVP performance that led Auburn to the Southeastern Conference championship with a 56-17 rout of Steve Spurrier and South Carolina on Saturday.

The Tigers, who came into the day sitting atop the Bowl Championship Series standings, must wait 24 hours before getting the official word, but it's nothing more than a formality: They'll be playing Oregon for the national title on Jan. 10 in Glendale, Ariz.

Hard to imagine the Heisman vote even being close after the 6-foot-6, 250-pound junior followed Tim Tebow as only the second player in the history of the top division to run AND pass for 20 touchdowns in a season. He slipped away from defenders with his surprising quickness, buying extra time to throw. He broke tackles with his power, not at all shocking given that he outweighed all three of South Carolina's starting linebackers by at least 25 pounds.

Or he just ran right over 'em. Newton guided the Tigers (13-0) to touchdowns on their first three possessions, though South Carolina (9-4) was in the game as halftime approached. Trailing only 21-14, the Gamecocks simply had to knock down Newton's last-gasp pass on the final play before the break.

They couldn't even do that Newton heaved one up and DeVonte Holloman, standing in front of Terrell Zachery, leaped to tip it away. But the deflected ball went right to Darvin Adams for an improbable 51-yard touchdown that changed the complexion of the game. After South Carolina missed a field goal on the first possession of the second half, it was all Tigers.

The Tigers set an SEC championship game record for scoring and piled up 589 yards. Newton had a hand in 408 of them, breaking his previous best of 317 yards passing against Chattanooga and leading Auburn in rushing with 14 carries for 73 yards. Despite two big drops, Adams set another SEC championship record with 217 yards on seven receptions.

### SCORING SUMMARY

Auburn	21	7	14	14	=	56
South Carolina	7	7	0	3	=	17

#### 1st Quarter

13:20 AU - Onterio McCalebb 12 yd pass from Cam Newton (Wes Byrum kick), AU 7 - SC 0

09:53 SC - Patrick DiMarco 25 yd pass from Stephen Garcia (Spencer Lanning kick), AU 7 - SC 7

05:31 AU - Cam Newton 5 yd run (Wes Byrum kick), AU 14 - SC 7

02:09 AU - Darvin Adams 54 yd pass from Cam Newton (Wes Byrum kick), AU 21 - SC 7

#### 2nd Quarter

00:16 SC - Alshon Jeffery 1 yd pass from Stephen Garcia (Spencer Lanning kick), AU 21 - SC 14

00:00 AU - Darvin Adams 51 yd pass from Cam Newton (Wes Byrum kick), AU 28 - SC 14

#### 3rd Quarter

07:56 AU - Cam Newton 1 yd run (Wes Byrum kick), AU 35 - SC 14

07:23 AU - T'Sharvan Bell 10 yd interception return (Wes Byrum kick), AU 42 - SC 14

#### 4th Quarter

11:14 AU - Emory Blake 7 yd pass from Cam Newton (Wes Byrum kick), AU 49 - SC 14

07:48 SC - Spencer Lanning 33 yd field goal, AU 49 - SC 17

02:22 AU - Mario Fannin 6 yd run (Wes Byrum kick), AU 56 - SC 17

### INDIVIDUAL STATISTICAL LEADERS

Rushing: Auburn-Cam Newton 14-73; Michael Dyer 14-64; Barrett Trotter 2-37; Onterio McCalebb 3-30; Mario Fannin 6-28; Terrell Zachery 1-3; Kodi Burns 2-3. South Carolina-M. Lattimore 16-84; Connor Shaw 6-49; Stephen Garcia 7-18; Brian Maddox 1-5.

Passing: Auburn-Cam Newton 17-28-0-335; Barrett Trotter 1-1-0-16. South Carolina-Stephen Garcia 16-28-2-170; Connor Shaw 4-5-0-23.

Receiving: Auburn-Darvin Adams 7-217; Emory Blake 5-63; Eric Smith 2-23; PhillipLutzenkirchen 1-18; Derek Winter 1-16; Onterio McCalebb 1-12; Terrell Zachery 1-2. South Carolina-Alshon Jeffery 4-36; M. Lattimore 3-36; Tori Gurley 3-32; D.L. Moore 3-30; Ace Sanders 3-9; Patrick DiMarco 2-38; Mike Triglia 1-9; Kenny Miles 1-3.

Interceptions: Auburn-T'Sharvan Bell 1-10; Daren Bates 1-0. South Carolina-None.

Fumbles: Auburn-Cam Newton 1-1. South Carolina-None.

## 2011 SEC CHAMPIONSHIP GAME LSU 42, GEORGIA 10



Tyrann Mathieu turned in an MVP performance when LSU needed him most, running back a punt 62 yards for a touchdown, setting up another score with a fumble recovery and finally finishing off No. 12 Georgia with his best play yet, a whirling dervish of a return that led to the decisive TD of a 42-10 victory in the Southeastern Conference championship game Saturday. LSU (13-0) advanced to a spot in the BCS title game in New Orleans, just 75 miles from its Baton Rouge campus.

The Bulldogs tried to shake things up, racing to a 10-0 lead that could've been even bigger if they hadn't dropped a pair of potential touchdown passes in the first quarter.

But, thanks to Mathieu, the deficit was only 10-7 when the teams went to the locker room. He took a punt at his own 38, found an opening and was gone – all the way to the end zone for his second punt return for a touchdown in as many weeks.

That was long forgotten by the time the fearless sophomore was done.

On Georgia's first possession of the second half, quarterback Aaron Murray tried to scramble for a first down but had the ball knocked loose just before he hit the turf. Who was there to fall on it at the Bulldogs 26? Mathieu with his fifth fumble recovery of the season.

LSU quickly seized its first lead. The Tigers finally picked up a first down, then freshman Kenny Hilliard broke off a 15-yard run for the first of his three touchdowns. Normally, that would've been more than enough to win the game's MVP award. Not even close on this day.

The 5-foot-9, 175-pounder cradled the ball, took off down the center of the field, cut back to his left, stutter-stepped and turned on a burst of speed, basically came to a stop around the Georgia 30, then took off again and was finally dragged down at the 17.

LSU took control with a 21-point third quarter, coming back from a double-digit deficit for the second week in a row and leaving little doubt that it's the best team in country heading into bowl season. The only other unbeaten team, Houston, was blown out in the Conference USA championship game Saturday. All the other top teams have at least one loss.

### SCORING SUMMARY

Georgia	10	0	0	0	=	10
LSU	0	7	21	14	=	42

UG – Blair Walsh 40 FG (1st, 11:45)

UG – Aron White 12 pass from Aaron Murray (Walsh kick) (1st, 00:42)

2nd Quarter

LS – Tyrann Mathieu 62 punt return (Drew Alleman kick) (2nd, 5:48)

LS – Kenny Hilliard 15 run (Alleman kick) (3rd, 12:51)

3rd Quarter

LS – Hilliard 4 run (Alleman kick) (3rd, 10:37)

LS – Hilliard 8 pass from Jordan Jefferson (Alleman kick) (3rd, 3:45)

4th Quarter

LS – Alfred Blue 48 run (Alleman kick) (4th, 6:17)

LS – Morris Claiborne 45 interception return (4th, 4:21)

### INDIVIDUAL STATISTICAL LEADERS

Rushing: UG-Malcome 5-37; Thomas 7-28; Crowell 10-15. LS-Blue 8-94-1 TD; Hilliard 8-72-2 TDs; Ford 6-34; Ware 6-13.

Passing: UG-Murray 16-of-40, 163 yards, 1 TD, 2 INT; Mason 4-of-11, 55 yards; 0 TD, 0 INT. LS-Jefferson 5-of-13, 30 yards, 1 TD, 0 INT.

Receiving: UG-Charles 4-42; Mitchell 4-32; King 3-59; Conley 3-40. LS-Randle 2-15; Ware 1-9; Hilliard 1-8-1 TD.

Defense: UG-Ogletree 6 TT (5-1), 1 Sack; Williams 5 TT (4-1); Rambo 5 TT (4-1). LS-Reid 7 TT (5-2); Brockers 6 TT (6-0), 2 TFL, 1 FF, 1 PBU; Minter 6 TT (4-2), 1 PBU.

Carron found Cooper streaking down the left sideline for what would be the game-winning touchdown pass. Cooper had seven catches for 127 yards in the game (18.1 avg).

McCarron finished the game 13-of-21 passing with one critical scoring strike. SEC Championship Game Most Valuable Player Eddie Lacy rushed 20 times for a game-high 181 yards with two touchdowns, while T.J. Yeldon had 25 attempts for 153 yards, marking the first time in SEC Championship Game history that two players on the same team rushed for better than 100 yards.

Georgia (11-2) marched down the field on its final drive of the game with one last opportunity to reclaim the advantage in a contest that featured six lead changes. With 15 seconds remaining and the Bulldogs on the Alabama eight-yard line, quarterback Aaron Murray tossed a pass that was tipped and fallen on by Chris Conley at the five-yard line, but the clock expired to end the game.

Murray finished 18-of-33 from scrimmage for 265 yards passing with a touchdown. Gurley led Georgia's ground game with 23 carries for 122 yards with a pair of scores.

### SCORING SUMMARY

Alabama	0	10	8	14	=	32
Georgia	0	7	14	7	=	28

2nd: 13:59 UG – Jay Rome 19 yd pass from Aaron Murray (Marshall Morgan kick), 13-87 4:48, UA 0 – UG 7

01:59 UA – Eddie Lacy 41 yd run (Jeremy Shelley kick), 6-70 3:05, UA 7 – UG 7  
00:00 UA – Jeremy Shelley 22 yd field goal, 6-42 1:15, UA 10 – UG 7

3rd: 12:09 UG – Todd Gurley 3 yd run (Marshall Morgan kick), 9-75 2:51, UA 10 – UG 14  
06:31 UG – Alec Ogletree 55 yd blocked FG return (Marshall Morgan kick), UA 10 – UG 21  
04:19 UA – T.J. Yeldon 10 yd run (T.J. Yeldon rush), 4-77 2:12, UA 18 – UG 21

4th: 14:57 UA – Eddie Lacy 1 yd run (Jeremy Shelley kick), 7-74 3:07, UA 25 – UG 21  
12:54 UG – Todd Gurley 10 yd run (Marshall Morgan kick), 5-75 2:03, UA 25 – UG 28  
03:15 UA – Amari Cooper 45 yd pass from AJ McCarron (Jeremy Shelley kick), 4-55 2:09, UA 32 – UG 28

### INDIVIDUAL STATISTICAL LEADERS

Rushing: UA - Eddie Lacy 20-181; T.J. Yeldon 25-153; AJ McCarron 6-16. UG - Todd Gurley 23-122; Keith Marshall 2-3; Aaron Murray 4-minus 12.

Passing: UA - AJ McCarron 13-21-1-162. UG - Aaron Murray 18-33-1-265; Arthur Lynch 1-1-0-16.

Receiving: UA - Amari Cooper 8-128; Eddie Lacy 2-7; M. Williams 2-5; Christian Jones 1-22. UG - Tavarres King 5-142; Malcolm Mitchell 4-40; Arthur Lynch 3-50; Todd Gurley 3-3; Chris Conley 2-11; Jay Rome 1-19; Sanders Comings 1-16.

Interceptions: UA - H. Clinton-Dix 1-35. UG - Sanders Comings 1-0.

Fumbles: UA - AJ McCarron 1-1; Cyrus Jones 1-0; Eddie Lacy 1-0. UG - None.

## 2012 SEC CHAMPIONSHIP GAME ALABAMA 32, GEORGIA 28



Amari Cooper's 45-yard touchdown reception with 3:15 remaining Saturday lifted No. 2 Alabama to its 23rd all-time Southeastern Conference Football Championship with a 32-28 victory against No. 3 Georgia at the Georgia Dome in a game that featured more than its fair share of twists and turns. The contest was played in front of 75,624 fans, the fifth-largest crowd in SEC Championship Game history.

Alabama (12-1) trailed 28-25 with 12:54 remaining in the game following a 10-yard rushing touchdown by Georgia's Todd Gurley. After several unsuccessful drives by both teams, the Crimson Tide received the ball back with 5:24 left.

That's when Alabama developed a penchant for passing in a game that had been dominated by solid ground games from both teams. Crimson Tide quarterback AJ Mc-

## 2013 SEC CHAMPIONSHIP GAME AUBURN 59, MISSOURI 42



The Mason rushed for 304 yards at the Georgia Dome to lead No. 3 Auburn to a 59-42 win against No. 5 Missouri in the highest-scoring SEC Championship Game in the event's 22-year history.

It marked the eighth all-time SEC Championship for Auburn (12-1), which also won the SEC Championship Game in 2004 and 2010.

Mason, the 2013 SEC Championship Game Most Valuable Player, rushed 46 times for 304 yards with four touchdowns. The previous SEC Championship game rushing record was 201 yards by LSU's Justin Vincent in 2003.

The 101 combined points scored between the teams shattered the previous record of 75 combined points scored between Florida and Alabama in 1996.

Auburn racked up 677 yards of total offense, including 545 on the ground. Quarterback Nick Marshall, who went 9-of-11 through the air for 132 yards and one touchdown, rushed for 115 yards with a score. Marshall and Mason combined for 421 of their team's 545 rushing yards. Auburn wide receiver Sammie Coates caught six passes for 94 yards with his team's first touchdown.

Missouri (11-2) quarterback James Franklin went 21-of-37 for 303 yards with three scoring strikes. Tailback Henry Josey rushed nine times for 123 yards, while Franklin himself accumulated 62 yards on the ground. Wide receiver Dorial Green-Beckham finished with six catches for 144 yards.

Auburn set championship game team records for rushing first downs, rushing attempts, rushing yards and rushing touchdowns with 26, 74, 545 and seven, respectively. It broke Alabama records of 53 attempts in 2009, 18 rushing first downs and 350 rushing yards in 2012. There were three rushing TDs accomplished multiple times.

### SCORING SUMMARY

Missouri	10	17	15	0	=	42
Auburn	14	14	17	14	=	59

1st: 10:50 MU - Andrew Baggett 42 FG, MU 3, AU 0

8:22 AU - Sammie Coates 38 pass from Nick Marshall (Cody Parkey kick), AU 7, MU 3

5:40 MU - Dorial Green-Beckham 28 pass from James Franklin (Andrew Baggett kick), MU 10, AU 7

4:09 AU - Nick Marshall 9 run (Cody Parkey kick), AU 14, MU 10

2nd: 13:11 MU - E.J. Gaines 11 fumble recovery (Andrew Baggett kick), MU 17, AU 14

10:25 AU - Tre Mason 7 run (Cody Parkey kick), AU 21, MU 17

7:19 MU - Andrew Baggett 36 FG, AU 21, MU 20

6:26 AU - Tre Mason 3 run (Cody Parkey kick), AU 28, MU 20

0:18 MU - Dorial Green-Beckham 55 pass from James Franklin (Andrew Baggett kick), AU 28, MU 27

3rd: 8:17 AU - Cody Parkey 52 FG, AU 31, MU 27

5:35 MU - Marcus Murphy 10 pass from James Franklin (Andrew Baggett kick), MU 34, AU 31

3:21 AU - Corey Grant 2 run (Cody Parkey kick), AU 38, MU 34

0:31 AU - Cameron Artis-Payne 15 run (Cody Parkey kick), AU 45, MU 34

0:09 MU - James Franklin 5 run (James Franklin rush), AU 45, MU 42

4th: 11:09 AU - Tre Mason 1 run (Cody Parkey kick), AU 52, MU 42

4:22 AU - Tre Mason 13 run (Cody Parkey kick), AU 59, MU 42

### INDIVIDUAL STATISTICAL LEADERS

Rushing: MU - Henry Josey 9-123, James Franklin 15-62-1, Rus Hansbrough 6-36, Marcus Murphy 4-10. AU - Tre Mason 46-304-4, Nick Marshall 16-101-1, Corey Grant 5-65-1, Ricardo Louis 3-43, Cameron Artis-Payne 2-36-1.

Passing: MU - James Franklin 21-37-1-303-3. AU - Nick Marshall 9-11-0-132-1.

Receiving: MU - Dorial Green-Beckham 6-144-2, Marcus Lucas 5-50, Marcus Murphy 3-40-1, Bud Sasser 3-34, L'Damian Washington 3-29, Jimmie Hunt 1-6. AU - Sammie Coates 6-94-1, Trovon Reed 1-23, Tre Mason 1-8, Ricardo Louis 1-7.

Interceptions: MU - None. AU - Jermaine Whitehead 1-0.

Fumbles: MU - Marcus Lucas 1-0. AU - Nick Marshall 3-2.

## 2014 SEC CHAMPIONSHIP GAME ALABAMA 42, MISSOURI 13



Blake Sims threw a pair of touchdown passes in an MVP performance that carried top-ranked Alabama to a 42-13 win over No. 14 Missouri to win the SEC Championship.

Sims completed 23 of 27 passes for 262 yards as Alabama pulled away with a 21-point fourth quarter. T.J. Yeldon and Derrick Henry each had a couple of touchdown runs.

It was also a big night for Alabama wide receiver Amari Cooper, who had 12 catches for 83 yards. With 115 catches on the year he broke the SEC record of 113 set by Vanderbilt's Jordan Matthews in 2013. His 83 yards gives him 1,656 on the season, just 83 yards shy of the season record set by LSU's Josh Reed in 2001. Cooper's 12 catches broke the SEC Championship game record of 11 set by Florida's Reidel Anthony in 1995.

Missouri (10-3), which won the SEC East, fell behind 21-3 at halftime but then scored 10 unanswered points to come within eight, 21-13, on an Andrew Baggett field goal with 4:37 left in the third quarter.

The Tide went 68 yards in 10 plays — never even going to third down — to seize a 7-0 lead less than 4 minutes into the game.

Missouri, which reached the title game for the second year in a row, managed to stay in this one much of the way thanks to Maty Mauk's deep passing. He completed throws of 63, 47, 32 and 26 yards.

After a series of short throws, Sims suddenly went deep on a 58-yard touchdown pass to DeAndrew White that made it 14-0 early in the second quarter. On the first snap of the fourth quarter, Sims, the fifth-year senior hooked up with Christian Jones on a 6-yard TD toss that stretched the lead to 28-13. Henry tacked on a couple of touchdown runs to make it a blowout. He finished with 141 yards on 20 carries.

Missouri struggled to run against the Tide defense, limited to 41 yards on 23 carries. Mauk was 16 of 34 for 272 yards.

### SCORING SUMMARY

Alabama	7	14	0	21	=	42
Missouri	0	3	10	0	=	13

1st: 11:24 UA - T.J. Yeldon 1 run (Adam Griffith kick), 10-68, 3:36, UA 7, MU 0

2nd: 11:48 UA - DeAndrew White 58 pass from Blake Sims (Adam Griffith kick), 1-58, 0:10, UA 14, MU 0

8:30 MU - Andrew Baggett 33 FG, 9-58, 3:12, UA 14, MU 3

2:47 UA - T.J. Yeldon 2 run (Adam Griffith kick), 14-75, 5:43, UA 21, MU 3

3rd: 11:00 MU - Bud Sasser 1 pass from Maty Mauk (Andrew Baggett kick), 10-75, 4:00, UA 21, MU 10

4:37 MU - Andrew Baggett 33 FG, 9-65, 3:25, UA 21, MU 13

4th: 14:55 UA - Christian Jones 6 pass from Blake Sims (Adam Griffith kick), 10-64, 4:34, UA 28, MU 13

7:38 UA - Derrick Henry 26 run (Adam Griffith kick), 8-90, 4:37, UA 35, MU 13

3:38 UA - Derrick Henry 1 run (Adam Griffith kick), 5-62, 2:46, UA 42, MU 13

### INDIVIDUAL STATISTICAL LEADERS

Rushing: UA - Derrick Henry 20-141-2, T.J. Yeldon 14-47-2, Tyren Jones 3-26, Blake Sims 9-19, Amari Cooper 1-9, Jalston Fowler 1-2. MU - Rus Hansbrough 13-21, Marcus Murphy 7-20, Ish Witter 1-1, Maty Mauk 2(-1).

Passing: UA - Blake Sims 23-27-0-262-2. MU - Maty Mauk 16-34-0-272-1.

Receiving: UA - Amari Cooper 12-83, DeAndrew White 4-101-1, Christian Jones 3-40-1, O.J. Howard 2-20, Jalston Fowler 1-13, Brian Fogler 1-5. MU - Jimmie Hunt 6-169, Bud Sasser 5-31-1, Darius White 3-56, Marcus Murphy 1-11, Sean Culkin 1-5.

Interceptions: UA - None. MU - None.

Fumbles: UA - Blake Sims 2-0; Team 1-0. MU - Darius White 1-1; Team 1-0.

## 2015 SEC CHAMPIONSHIP GAME ALABAMA 29, FLORIDA 15



Derrick Henry rushed for 189 bruising yards and second-ranked Alabama defeated No. 18 Florida 29-15 in the 2015 SEC Championship Game.

The Crimson Tide held the Gators to just three yards of offense in the second and third quarters.

Florida briefly grabbed a 7-2 lead on Antonio Callaway's 85-yard punt return for a touchdown early in the second quarter, but Alabama took control from there.

Henry came into the game as a Heisman favorite and finished with a staggering 44 carries against one of the nation's top defenses to earn MVP honors. He put Alabama ahead to stay on a 2-yard run late in the first half, and looked as fresh at the end of the game as he did at the beginning, carrying the ball right to the final seconds.

Henry tied the SEC record for touchdowns in a season (23) and eclipsed Herschel Walker's 34-year-old conference mark for rushing yards in a year with 1,986.

The expected defensive slugfest — both teams were among the nation's leaders in numerous categories — played out in the first half, though Alabama clearly had the superior team. The Tide led just 12-7 at the break, scoring a safety off a blocked punt, settling for a field goal after a long drive, and turning it over deep in Florida territory.

The Tide complemented its pound-and-ground offense with a couple of huge passing plays. Calvin Ridley leaped between two Florida defenders to pull down a 55-yard pass at the Florida 2, setting up Henry's touchdown. ArDarius Stewart made an even more spectacular grab in the third quarter, going up in traffic to snare a 32-yard scoring pass before flipping to the turf on his head.

### SCORING SUMMARY

Florida	0	7	0	8	=	15
Alabama	2	10	10	7	=	29

1st: 9:05 UA - Team Safety, UA 2, UF 0

2nd: 11:53 UF - Antonio Callaway 85 Yd Punt Return (Neil MacInnes kick), 3-2, 1:17, UF 7, UA 2

5:45 UA - Adam Griffith 28 FG, 14-64, 6:08, UF 7, UA 5

2:26 UA - Derrick Henry 2 run, 3-58, 1:02 (Adam Griffith kick), UA 12, UF 7

3rd: 8:04 UA - Adam Griffith 30 FG, 12-65, 6:56, UA 15, UF 7

2:49 UA - ArDarius Stewart 32 pass from Jake Coker (Adam Griffith kick), 10-81, 4:47, UA 22, UF 7

4th: 8:50 UA - Richard Mullaney 9 pass from Jake Coker (Adam Griffith kick), 9-58, 4:26, UA 29, UF 7

5:02 UF - C.J. Worton 46 pass from Treon Harris (Harris run for 2-pt conv.), 3-81, 0:59, UA 29, UF 15



## INDIVIDUAL STATISTICAL LEADERS

RUSHING: UF - Kelvin Taylor 7-8, Jordan Cronkrite 2-8, Jordan Scarlett 1-3, Treon Harris 11-(-4). UA - Derrick Henry 44-189-1, Jake Coker 8-23, Kenyan Drake 4-14, ArDarius Stewart 1-5, Calvin Ridley 1-2.

PASSING: UF - Treon Harris 9-24-0-165-1. UA - Jake Coker 18-26-0-204-2.

RECEIVING: UF - Jake McGee 3-43, Valdez Showers 2-22, Antonio Callaway 1-46, C.J. Worton 1-46-1, DeAndre Goolsby 1-15, Treon Harris 1-(-7). UA - Calvin Ridley 8-102, ArDarius Stewart 4-64-1, Richard Mullaney 3-22-1, Kenyan Drake 3-16.

INTERCEPTIONS: UF - None. UA - Marlon Humphrey 1-(-1)

FUMBLES: UF - Antoino Callaway 1-0; UA - Jake Coker 1-0, Derrick Henry 1-1.

## 2016 SEC CHAMPIONSHIP GAME ALABAMA 54, FLORIDA 16



Alabama unleashed all its weapons against the Florida Gators, scoring off an interception and a blocked punt in the first half, snuffing out their last gasp with a goal-line stand, and wearing down Florida at the end with a dominant running game in a 54-16 victory at the Georgia Dome.

The Crimson Tide bolted to a 16-9 lead in the first quarter, despite being held to minus-7 yards and no first downs. Minkah Fitzpatrick returned an interception 44 yards for a touchdown, and Josh Jacobs went 27 yards for a score with a blocked punt. A field goal was set up by another pick — one of three thrown by Florida quarterback Austin Appleby in the first half. The Tide led 33-16 at halftime and iced the victory with scoring drives of 98 and 91 yards, sparked by a goal-line stand that finished off the last gasp by the Gators (8-4, No. 15 CFP).

The Gators marched the length of the field on their opening possession, the first touchdown given up by the Tide in more than 17 quarters. They had another long TD drive near the end of the first half to give themselves a glimmer of hope.

The last of those hard times came when Florida drove to the Crimson Tide 1 in the third quarter. Jordan Scarlett attempted to leap over the line on third-and-goal, but he never got off the ground. Appleby then threw incomplete in the back of the end zone on fourth down, giving the Tide all the momentum.

Alabama finished with 174 yards rushing in the second half. The bulk of the carries went to bruising sophomore Bo Scarbrough, who had two short touchdown runs and finished with 91 yards on 11 carries.

### SCORING SUMMARY

Alabama	16	17	7	14	=	54
Florida	9	7	0	0	=	16

1st: 9:51 UF - Antonio Callaway 5 yd pass from Austin Appleby (Eddy Pineiro kick), UF 7, UA 0  
6:58 UA - Adam Griffith 31 yd field goal, UF 7, UA 3

5:06 UA - Minkah Fitzpatrick 44 yd interception return (Adam Griffith kick), UA 10, UF 7  
1:42 UA - Josh Jacobs 27 yd blocked punt return (Adam Griffith kick blocked), UA 16, UF 7  
1:42 UF - David Reese PAT return, UA 16, UF 9

2nd 11:55 UA - Gehrig Dieter 6 yd pass from Jalen Hurts (Adam Griffith kick), UA 23, UF 9  
6:27 UA - Adam Griffith 25 yd field goal, UA 26, UF 9  
3:47 UA - Josh Jacobs 6 yd run (Adam Griffith kick), UA 33, UF 9  
00:19 UF - DeAndre Goolsby 25 yd pass from Austin Appleby (Eddy Pineiro kick), UA 33, UF 16

3rd 3:32 UA - Bo Scarbrough 2 yd run (Adam Griffith kick), UA 40, UF 16  
4th 9:15 UA - Bo Scarbrough 1 yd run (Adam Griffith kick), UA 47, UF 16  
3:48 UA - Derrick Gore 10 yd run (Andy Papanastatos kick), UA 54, UF 16

### INDIVIDUAL STATISTICAL LEADERS

RUSHING: UA - Bo Scarbrough 11-91, Damien Harris 8-86, Josh Jacobs 6-35, Derrick Gore 4-21. UF - Jordan Scarlett 11-17, Mark Thompson 5-16, Lamical Perine 3-8, Jordan Cronkrite 1-2.

PASSING: UA - Jalen Hurts 11-20-1-138-0. UF - Austin Appleby 26-39-2-261-3.

RECEIVING: UA - Calvin Ridley 4-43, ArDarius Stewart 3-42, O.J. Howard 2-41, Josh Jacobs 1-6. UF Brandon Powell 9-59, DeAndre Goolsby 7-91, Antonio Callaway 6-63, C'Yontai Lewis 2-10.

INTERCEPTIONS: UA - Minkah Fitzpatrick 1-44, Tony Brown 1-0, Raekwon Davis 1-40. UF - none.

FUMBLES: UA - Jalen Hurts 1-0. UF - Chris Thompson 1-0.

## 2017 SEC CHAMPIONSHIP GAME GEORGIA 28, AUBURN 7



Roquan Smith came up with two crucial turnovers, freshman Jake Fromm threw a pair of touchdown passes and Georgia claimed a 28-7 victory over Auburn in the 2017 Southeastern Conference Championship Game - the first held at the new Mercedes-Benz Stadium.

The game was largely a defensive struggle, but Fromm was efficient in completing 16 of 22 attempts for 183 yards and two touchdowns. The Bulldogs also rushed for 238 yards.

Auburn junior running back Kerryon Johnson played even though he suffered a shoulder injury in the Iron Bowl; however, he wasn't the same, as he finished with 44 rushing yards on 13 carries. Georgia's victory gave the Bulldogs their first SEC championship since 2005.

Although Georgia outplayed Auburn for much of the game, the Bulldogs were penalized seven times for 91 yards, which helped keep things close. Ultimately, Georgia outgained Auburn 421-259 and won the turnover battle 2-0.

The turning point of the night occurred early in the second quarter when Auburn was in the Georgia red zone and driving to take a two-score lead. Georgia linebacker Davin Bellamy strip-sacked Auburn's Jarrett Stidham from behind before linebacker Smith recovered the fumble to kill the drive.

The Bulldogs capitalized on that change of momentum by going 83 yards on the ensuing drive and finishing with a two-yard touchdown from Fromm to Isaac Nauta to help tie the game at 7-7. Georgia converted a short field goal on its next possession and entered the locker room with a 10-7 advantage.

The Bulldogs extended the lead to 13-7 in the third quarter and began to impose their will on the Tigers.

Fromm threw a 17-yard touchdown to Terry Godwin and then connected with Godwin on a two-point attempt to increase the lead to 21-7. Georgia's D'Andre Swift later broke off a 64-yard touchdown run.

### SCORING SUMMARY

Georgia	0	10	3	15	=	28
Auburn	7	0	0	0	=	7

1st: 9:54 AU - Nate Craig-Myers 6 Yd pass from Jarrett Stidham (Daniel Carlson Kick), AU 7, UG 0

2nd: 10:14 UG - Isaac Nauta 2 Yd pass from Jake Fromm (Rodrigo Blankenship Kick), AU 7, UG 7  
4:59 UG - Rodrigo Blankenship 27 Yd Field Goal, UG 10, AU 7

3rd: 1:26 UG - Rodrigo Blankenship 35 Yd Field Goal, UG 13, AU 7

4th: 13:06 UG - Terry Godwin 7 Yd pass from Jake Fromm (Jake Fromm Pass to Terry Godwin for Two-Point Conversion), UG 21, AU 7

10:34 UG - D'Andre Swift 64 Yd Run (Rodrigo Blankenship Kick), UG 28, AU 7

### INDIVIDUAL STATISTICAL LEADERS

Rushing: UG - D'Andre Swift 7-88, Nick Chubb 13-77, Sony Michel 7-45, Brian Herren 2-16, E. Holyfield 5-9, Mecole Hardman 1-4, Jake Fromm 3-4, Team 3-(-5). AU - Kerryon Johnson 13-44, Jarrett Stidham 9-25, Kam Martin 4-20, Eli Stove 3-19, Malik Miller 2-6.

Passing: UG - Jake Fromm 16-for-22, 183 yds, 2 TD, 0 INT. AU - Jarrett Stidham 16-for-32, 145 yds, 1 TD, 0 INT.

Receiving: UG - Terry Godwin 5-48, Mecole Hardman 4-67, D'Andre Swift 3-17, Sony Michel 2-38, Nick Chubb 1-11, Isaac Nauta 1-2. AU - Ryan Davis 7-65, Darius Slayton 2-14, Kerryon Johnson 2-1, Eli Stove 1-26, Chandler Cox 1-21, Malik Miller 1-11, Nate Craig-Myers 1-6, Devan Barrett 1-1.

Interceptions: None.

Fumbles: UG - Sony Michel 1-0. AU - Jarrett Stidham 1-1, Kerryon Johnson 1-1.

## 2018 SEC CHAMPIONSHIP GAME ALABAMA 35, GEORGIA 28



Jalen Hurts came off the bench to pass for one touchdown and run for another in the fourth quarter, rallying No. 1 Alabama to a 35-28 win over No. 4 Georgia for the Southeastern Conference title.

It was a stunning twist on the scenario that played out less than 11 months earlier on the very same field when Tua Tagovailoa replaced Hurts at the start of the second half with Alabama trailing Georgia in the CFP title game.

This time, Tagovailoa had to be helped off the field with just over 11 minutes remaining after one of his own linemen stepped on the quarterback's right ankle as he attempted to throw. Hurts calmly guided the Crimson Tide to the game-tying touchdown with a 10-yard pass to Jerry Jeudy.

After Georgia was stuffed on a fake punt near midfield, Hurts took matters into his own hands for the winning score. Spotting an opening up the middle, he took off on a 15-yard TD run with 1:04 remaining. Georgia picked off Tagovailoa twice, and the Alabama quarterback spent much of his spare time in the medical tent and was largely ineffective as the Bulldogs built a pair of two-touchdown leads. Hurts completed 7 of 9 passes for 82 yards, to go along with five carries for 28 yards in less than a quarter of action.

Georgia sophomore Jake Fromm threw for 301 yards and three touchdowns, while Tagovailoa was only 10 of 25 for 164 yards.

The Alabama QB did spark the comeback with a short pass to Jaylen Waddle that resulted in a 51-yard touchdown late in the third quarter, cutting Georgia's lead to 28-21.

Alabama's Josh Jacobs rushed for 83 yards and a pair of scores to earn MVP honors.

### SCORING SUMMARY

Alabama	0	14	7	14	=	35
Georgia	7	14	7	0	=	28

- 1st 3:08 UG - Isaac Nauta 20 Yd pass from Jake Fromm (Rodrigo Blankenship Kick), UG 7, UA 0  
 2nd 14:56 UA - Josh Jacobs 1 Yd Run (Joseph Bulovas Kick), UG 7, UA 7  
 7:31 UG - D'Andre Swift 9 Yd Run (Rodrigo Blankenship Kick), UG 14, UA 7  
 4:05 UG - D'Andre Swift 11 Yd pass from Jake Fromm (Rodrigo Blankenship Kick), UG 21, UA 7  
 2:18 UA - Josh Jacobs Recovered Fumble In End Zone (Joseph Bulovas Kick), UG 21, UA 14  
 3rd 12:39 UG - Riley Ridley 23 Yd pass from Jake Fromm (Rodrigo Blankenship Kick), UG 28, UA 14  
 3:02 UA - Jaylen Waddle 51 Yd pass from Tua Tagovailoa (Joseph Bulovas Kick), UG 28, UA 21  
 4th 5:19 UA - Jerry Jeudy 10 Yd pass from Jalen Hurts (Joseph Bulovas Kick), UG 28, UA 28  
 1:04 UA - Jalen Hurts 15 Yd Run (Joseph Bulovas Kick), UA 35, UG 28

### INDIVIDUAL STATISTICAL LEADERS

RUSHING: UA - Josh Jacobs 8-83, Damien Harris 9-52, Jalen Hurts 5-28, Najee Harris 4-15, Tua Tagovailoa 3(-21). UG - D'Andre Swift 16-75, E. Holyfield 14-60, Jayson Stanley 1-12, Justin Fields 3-6, Tyler Simmons 1-2, Jake Fromm 4(-2).

PASSING: UA - Tua Tagovailoa 10-for-25, 164 yards, 1 TD, 2 INT; Jalen Hurts 7-for-9, 82 yards, 1 TD, 0 INT. UG - Jake Fromm 25-for-39, 301 yards, 3 TD, 0 INT; Justin Fields 0-for-1.

RECEIVING: UA - Jaylen Waddle 4-113, Henry Ruggs III 3-49, Irv Smith Jr. 3-35, DeVonta Smith 3-26, Jerry Jeudy 3-24, Damien Harris 1(-1). UG - D'Andre Swift 6-63, Riley Ridley 5-59, Isaac Nauta 4-81, Terry Godwin 3-24, J. Holloman 2-37, Charlie Woerner 2-12, Mecole Hardman 1-10, Tyler Simmons 1-8, James Cook 1-7.

INTERCEPTIONS: UG - J.R. Reed 1-0, R. LeCounte 1-29.

FUMBLES: UA - Josh Jacobs 1-0, Jerry Jeudy 1-0. UG - Mecole Hardman 1-0.

## 2019 SEC CHAMPIONSHIP GAME LSU 37, GEORGIA 10



No. 1 LSU locked up a spot in the College Football Playoff for the first time, beating No. 4 Georgia 37-10 in the Southeastern Conference Championship Game.

Joe Burrow threw for 349 yards and four touchdowns for the Tigers.

He was the Tigers' second-leading rusher with 41 yards on 11 carries, often leaving the Bulldogs grasping at air as he twirled this way and that. He even caught a pass on a ball that was batted down at the line and wound up his arms, taking off for a 16-yard gain.

The Heisman-worthy moment came late in the third quarter. With Georgia bringing the heat, Burrow spun to his left to get away from lineman Travon Walker, whirled back to his right to send Walker sprawling to the turf, then delivered a pass on the run while sprinting toward the LSU sideline with another defender in hot pursuit.

Justin Jefferson hauled in the throw just beyond midfield and took off down to the Bulldogs 9 for a 71-yard play. Three plays later, Burrow delivered his third TD pass of the game, hooking up with Terrace Marshall Jr., on a 4-yard touchdown pass that essentially finished off the Bulldogs.

Georgia quarterback Jake Fromm was 20-for-42 with 225 yards with a touchdown and two interceptions.

### SCORING SUMMARY

Georgia	0	3	0	7	=	10
LSU	14	3	17	3	=	37

1st 9:09 LS - Ja'Marr Chase 23 yd pass from Joe Burrow (Cade York kick), LS 7, UG 0  
 0:12 LS - Terrace Marshall 7 yd pass from Joe Burrow (Cade York kick), LS 14, UG 0  
 2nd 11:28 UG - Rodrigo Blankenship 39 yd field goal, LS 14, UG 3  
 2:22 LS - Cade York 41 yd field goal, LS 17, UG 3  
 3rd 8:20 LS - Cade York 28 yd field goal, LS 20, UG 3  
 2:18 LS - Terrace Marshall 4 yd pass from Joe Burrow (Cade York kick), LS 27, UG 3  
 0:45 LS - Justin Jefferson 8 yd pass from Joe Burrow (Cade York kick), LS 34, UG 3  
 4th 11:41 UG - George Pickens 2 yd pass from Jake Fromm (Rodrigo Blankenship kick), LS 34, UG 10  
 7:41 LS - Cade York 50 yd field goal, LS 37, UG 10

### INDIVIDUAL STATISTICAL LEADERS

Rushing: UG - Brian Herrien 8-24, James Cook 5-23, D'Andre Swift 2-13, Zamir White 5-5, Jake Fromm 5(-4). LS - Clyde Edwards-Helaire 15-57, Joe Burrow 11-41, Chris Curry 5-26, Ty Davis-Price 4-10, Team 1(-2).

Passing: UG - Jake Fromm 20-for-42, 225 yards, 1 TD, 2 INT; Stetson Bennett 0-1, 0 yards, 0 TD, 0 INT. LS - Joe Burrow 28-for-38, 349 yards, 4 TD, 0 INT

Receiving: UG - George Pickens 4-54, Demetrius Robinson 4-52, Tyler Simmons 3-40, Brian Herrien 3-23, D'Andre Swift 3-18, Charlie Woerner 1-16, James Cook 1-11, Dominick Blaylock 1-11. LS - Justin Jefferson 7-115, Clyde Edwards-Helaire 7-61, Terrace Marshall 5-89, Ja'Marr Chase 3-41, Thaddeus Moss 2-12, Derrick Dillon 2-11, Joe Burrow 1-16, Racey McMath 1-4.

Interceptions: LS - Derek Stingley 2-17.

## 2020 SEC CHAMPIONSHIP GAME ALABAMA 52, FLORIDA 46



Najee Harris rushed for 178 yards and scored five touchdowns, Mac Jones threw for 418 yards and five TDs, DeVonta Smith hauled in 15 receptions for 184 yards and two scores, and it was just enough to send No. 1 Alabama to the College Football Playoff with a perfect record, holding off No. 11 Florida in a 52-46 shootout for the Southeastern Conference championship.

After trailing 35-17 at halftime, Florida made a game of it with a pair of third-quarter scores. And the Gators fought to the bitter end, adding two more TDs in the fourth period before the clock hit zero.

Harris, the game's MVP, essentially established residency in the Mercedes-Benz Stadium end zones. The senior running back had 31 bruising carries, scoring on plays of 8 and 1 yards and leaping like a hurdler over a defender who tried to go low on a 19-yard run.

### SCORING SUMMARY

Alabama	14	21	0	17	=	52
Florida	10	7	14	15	=	46

- 1st 12:20 UA - Najee Harris 8 yd run (Will Reichard kick) UA 7, UF 0  
 10:05 UF - K. Toney 51 yd pass from K. Trask (E. McPherson kick), UA 7, UF 7  
 6:07 UA - DeVonta Smith 31 yd pass from Mac Jones (Will Reichard kick), UA 14, UF 7  
 1:57 UF - E. McPherson 40 yd field goal, UA 14, UF 10  
 2nd 11:27 UA - Najee Harris 7 yd pass from Mac Jones (Will Reichard kick), UA 21, UF 10  
 2:28 UA - Najee Harris 23 yd pass from Mac Jones (Will Reichard kick), UA 28, UF 10  
 1:09 UF - K. Trask 1 yd run (E. McPherson kick), UA 28, UF 17  
 0:06 UA - Najee Harris 17 yd pass from Mac Jones (Will Reichard kick), UA 35, UF 17  
 3rd 13:25 UF - T. Grimes 50 yd pass from K. Trask (E. McPherson kick), UA 35, UF 24  
 0:18 UF - N. Wright 3 yd run (E. McPherson kick), UA 35, UF 31  
 4th 11:29 UA - Najee Harris 1 yd run (Will Reichard kick), UA 42, UF 31  
 9:53 UA - Will Reichard 20 yd field goal, UA 45, UF 31  
 6:33 UF - D. Pierce 1 yd run (E. McPherson kick), UA 45, UF 38  
 4:59 UA - DeVonta Smith 15 yd pass from Mac Jones (Will Reichard kick), UA 52, UF 38  
 2:07 UF - K. Pitts 22 yd pass from K. Trask (K. Trask rush), UA 52, UF 46

### INDIVIDUAL STATISTICAL LEADERS

RUSHING: Alabama-Najee Harris 31-178; B. Robinson Jr. 4-19; M. Forristall 1-1; J. Billingsley 1-minus 3; Mac Jones 3-minus 8. Florida-E. Jones 2-24; K. Toney 2-15; N. Wright 4-11; M. Davis 1-2; D. Pierce 2-2; K. Trask 15-0.

PASSING: Alabama-Mac Jones 33-43-1-418. Florida-K. Trask 26-40-0-408.

RECEIVING: Alabama-DeVonta Smith 15-184; Najee Harris 5-67; John Metchie 4-62; M. Forristall 3-20; Slade Bolden 2-40; J. Billingsley 2-29; Xavier Williams 1-12; Major Tennessee 1-4. Florida-K. Toney 8-153; K. Pitts 7-129; T. Grimes 4-78; N. Wright 3-27; M. Davis 2-15; J. Copeland 2-6.

INTERCEPTIONS: Alabama-None. Florida-T. Dean 1-19.

FUMBLES: Alabama-None. Florida-K. Trask 2-1; M. Davis 1-0; J. Copeland 1-0; T. Dean 1-1.

## 2021 SEC CHAMPIONSHIP GAME ALABAMA 41, GEORGIA 24



Bryce Young threw for three touchdowns and ran for another as fourth-ranked Alabama (12-1) defeated No. 1 Georgia 41-24 in the Southeastern Conference Championship Game. Young set an SEC championship records with 421 yards passing and 461 yards of total offense.

Georgia had (12-1) cruised through the regular season, barely challenged and a unanimous choice as the nation's No. 1 team for the past two months. The Bulldogs boasted a defensive unit that had allowed only 6.9 points a game. Young earned game MVP honors, bolstering his Heisman Trophy resume.

Alabama (12-1) had six offensive scoring drives — five covering at least 75 yards, the other 62 — and finished with a staggering 536 yards against a team that was giving up just under 231 per game.

The Tide's defense wasn't too shabby, either, essentially sealing the victory with Jordan Battle's 42-yard interception return to the end zone with about 12 minutes remaining.

Georgia's Stetson Bennett threw for 340 yards and three touchdowns, but he also had two crucial picks. Freshman Brock Bowers made 10 catches for 139 yards.

### SCORING SUMMARY

Georgia	3	14	0	7	=	24
Alabama	0	24	7	10	=	41

1st 6:01 UG - J.Podlesny 38 yd FG, UG 3, UA 0  
 2nd 14:56 UG - D.Washington 5 yd pass from S.Bennett (J.Podlesny kick), UG 10, UA 0  
 2nd 14:12 UA - J.Williams 67 yd pass from B.Young (W.Reichard kick), UG 10, UA 7  
 2nd 9:46 UA - J.Metchie 13 yd pass from B.Young (W.Reichard kick), UA 14, UG 10  
 2nd 3:28 UA - W.Reichard 33 yd FG, UA 17, UG 10  
 2nd 2:06 UG - L. McConkey 32 yd pass from S.Bennett (J.Podlesny kick), UA 17, UG 17  
 2nd 00:26 UA - B.Young 11 yd rush (W.Reichard kick), UA 24, UG 17  
 3rd 13:10 UA - J.Williams 55 yd pass from B.Young (W.Reichard kick), UA 31, UG 17  
 4th 11:59 UA - J.Battle 42 yd interception return (W.Reichard kick), UA 38, UG 17  
 4th 9:42 UG - B.Bowers 18 yd pass from S.Bennett (J.Podlesny kick), UA 38, UG 24  
 4th 1:59 UA - W.Reichard 41 yd FG, UA 41, UG 24

### INDIVIDUAL STATISTICAL LEADERS

Rushing: Georgia - James Cook 11-38; Kenny McIntosh 4-32; Zamir White 7-27; Stetson Bennett 7-11; Brock Bowers 1-1. Alabama - Brian Robinson Jr. 16-55; Bryce Young 3-40, TD; Trey Sanders 6-21; TEAM 1(-1).

Passing: Georgia - Stetson Bennett 29-for-48, 3 TD, 2 INT, 340 yards; Alabama - Bryce Young 26-for-44, 3 TD, 0 INT, 421 yards.

Receiving: Georgia - Brock Bowers 10-139, TD; James Cook 4-28; Jermaine Burton 3-36; George Pickens 2-41; Ladd McConley 2-35, TD; Zamir White 2-17; Kenny McIntosh 2-5; John Fitzpatrick 1-22; Adonai Mitchell 1-8; Darnell Washington 1-5; Kearis Jackson 1-4. Alabama - Jameson Williams 7-184, 2 TD; John Metchie 6-97, TD; Slade Bolden 5-54; Jahleel Billingsley 2-27; Traeshon Holden 2-21; Brian Robinson Jr. 2-16; Cameron Latu 1-13; Ja'Corey Brooks 1-9.

Interceptions: Georgia - None. Alabama - DeMarcco Hellams 1-3; Jordan Battle 1-42.



**YARDS PUNTED**

438-Jaret Holmes, Auburn (10 punts)..... 1997  
 414-Johnny Townsend, Florida (8 punts)..... 2015  
 413-Drew Butler, Georgia (8 punts)..... 2011  
 403-Brad Wing, LSU (8 punts)..... 2011

**PUNTING AVERAGE (Min. 3 punts)**

54.5-Johnny Townsend, Florida (4 punts, 218 yards)2016  
 52.5-Jake Camarda, Georgia (4 punts, 210 yards)....2021  
 51.8-Johnny Townsend, Florida (8 punts, 414 yards)2015  
 51.8-Brett Thorson, Georgia (4 punts, 207 yards) 2022  
 51.6-Drew Butler, Georgia (8 punts, 413 yards).. 2011  
 51.2-JK Scott, Alabama (6 punts, 307 yards)..... 2015  
 50.4-Brad Wing, LSU (8 punts, 403 yards)..... 2011  
 50.0-Spencer Lanning, South Carolina (3 punts)..... 2010  
 48.8-Chas Henry, Florida (4 punts, 195 yards).... 2009  
 48.8-Jake Camarda, Georgia (4 punts, 195 yards)2019

**LONGEST PUNT**

68-Jake Camarda, Georgia..... 2021  
 67-Brad Wing, LSU..... 2011  
 66-Jake Camarda, Georgia..... 2019  
 65-Alan Rhine, Florida..... 2000  
 62-Drew Butler, Georgia..... 2011  
 62-Johnny Townsend, Florida..... 2016

**PUNT RETURNS**

**MOST RETURNS**

7-Terry Fair, Tennessee (157 yards)..... 1997  
 7-Cyrus Jones, Alabama (32 yards)..... 2015  
 6-Kevin Prentiss, Mississippi State (152 yards) .... 1998  
 5-Sarola Palmer, Florida (95 yards) ..... 1993  
 5-Damien Gary, Georgia (19 yards)..... 2002

**YARDS RETURNED**

157-Terry Fair, Tennessee (7 returns) ..... 1997  
 152-Kevin Prentiss, Mississippi State (6 returns).. 1998  
 119-Tyrann Mathieu, LSU (4 returns)..... 2011

**GAIN PER RETURN**

30.0-Trevon Diggs, Alabama (3 ret., 90 yards) .... 2016  
 29.8-Tyrann Mathieu, LSU (4 ret., 119 yards)..... 2011  
 25.3-Kevin Prentiss, Miss. St. (6 ret., 152 yards).. 1998  
 22.4-Terry Fair, Tennessee (7 ret., 157 yards)..... 1997

**LONG PUNT RETURNS**

83-Kevin Prentiss, Mississippi State..... 1998  
 62-Tyrann Mathieu, LSU..... 2011  
 47-Trevon Diggs, Alabama..... 2016  
 45-Terry Fair, Tennessee..... 1997  
 44-Terry Fair, Tennessee..... 1997

**KICKOFF RETURNS**

**MOST RETURNS**

5-Bryce Sherman, South Carolina (95 yards)..... 2010  
 5-Brandon James, Florida (121 yards)..... 2008  
 5-Bo Carroll, Florida (108 yards)..... 1999  
 5-Harrison Houston, Florida (71 yards)..... 1992  
 5-Chris Thompson, Florida (124 yards)..... 2016  
 4-6 times: Latest (Cyrus Jones, Alabama, 89 yards)2012

**YARDS RETURNED**

124-Chris Thompson, Florida (5 returns)..... 2016  
 121-Brandon James, Florida (5 returns)..... 2008  
 108-Bo Carroll, Florida (5 returns)..... 1999  
 99-Lennon Creer, Tennessee (4 returns)..... 2007  
 95-Bryce Sherman, South Carolina (5 returns) .... 2010  
 89-Cyrus Jones, Alabama (4 returns)..... 2012  
 89-Markeith Cooper, Auburn (4 returns)..... 1997

**GAIN PER RETURN (Min. 2)**

27.5-Peerless Price, Tennessee (2 ret., 55 yards).. 1998  
 27.0-Kevin Prentiss, Mississippi State (2 ret., 54 yards)1998  
 26.3-Javier Arenas, Alabama (3 ret., 79 yards) .... 2009  
 26.0-Brandon James, Florida (3 ret., 78 yards).... 2009  
 25.0-David Palmer, Alabama (2 ret., 50 yards).... 1993

**LONG KICKOFF RETURNS**

50-Lennon Creer, Tennessee..... 2007  
 46-Markeith Cooper, Auburn..... 1997  
 41-Javier Arenas, Alabama..... 2008  
 38-Brandon James, Florida..... 2008  
 37-Bo Carroll, Florida..... 1999

**INTERCEPTIONS/FUMBLE RETURNS**

**MOST INTERCEPTIONS**

2-Marcus Spencer, Alabama (53 yards)..... 1999  
 2-Tommy Johnson, Alabama (18 yards)..... 1993  
 2-Michael Gilmore, Florida (0 yards)..... 1993  
 2-Lito Sheppard, Florida (31 yards)..... 2000  
 2-Derek Stingley, LSU (17 yards)..... 2019

**YARDS RETURNED**

77-Jayson Bray, Auburn (1 ret.)..... 1997  
 70-Robert Bean, Mississippi State (1 ret.)..... 1998  
 53-Marcus Spencer, Alabama (2 ret.)..... 1999

**INTERCEPTION TOUCHDOWNS**

1-Jordan Battle, Alabama (42 yards)..... 2021  
 1-Minkah Fitzpatrick, Alabama (44 yards)..... 2016  
 1-T'Sharvan Bell, Auburn (10 yards)..... 2010  
 1-Jonathan Zenon, LSU (18 yards)..... 2007  
 1-A. Robinson, Arkansas (40 yards)..... 2006  
 1-Robert Bean, Mississippi State (70 yards)..... 1998  
 1-Reggie Grimes, Alabama (38 yards)..... 1999  
 1-Antonio Langham, Alabama (27 yards) ..... 1992  
 1-Dwayne Rudd, Alabama (23 yards) ..... 1994

**LONGEST INTERCEPTION RETURNS**

77-Jayson Bray, Auburn..... 1997  
 70-Robert Bean, Mississippi State (TD) ..... 1998  
 44-Minkah Fitzpatrick, Alabama (TD)..... 2016  
 42-Deshea Townsend, Alabama ..... 1994  
 42-Jordan Battle, Alabama ..... 2021

**LONGEST FUMBLE RECOVERY RETURN**

95-Ben Hanks, Florida (TD)..... 1995  
 24-Brad Ware, Auburn (TD)..... 1997

**TACKLES**

**MOST TACKLES**

18-Omar Gaither, Tennessee ..... 2004  
 15-Jerod Mayo, Tennessee..... 2007  
 15-Takeo Spikes, Auburn ..... 1997

**TEAM RECORDS**

**MOST RUSHES**

74-Auburn vs. Missouri (545 yards) ..... 2013  
 58-Alabama vs. Florida (233 yards)..... 2015  
 53-Alabama vs. Florida (251 yards) ..... 2009  
 51-Alabama vs. Georgia (350 yards)..... 2012  
 49-Alabama vs. Florida (300 yards)..... 1999  
 49-Auburn vs. Tennessee (185 yards)..... 2004  
 49-Alabama vs. Missouri (242 yards) ..... 2014

**RUSHING YARDS GAINED**

545-Auburn vs. Missouri (74 rushes)..... 2013  
 350-Alabama vs. Georgia (51 atts.)..... 2012  
 300-Alabama vs. Florida (49 atts.) ..... 1999  
 293-LSU vs. Georgia (46 atts.)..... 2003  
 255-Georgia vs. LSU (44 atts.)..... 2022

**RUSHING TOUCHDOWNS**

7-Auburn vs. Missouri..... 2013  
 4-Alabama vs. Missouri ..... 2014  
 4-Alabama vs. Florida..... 2016

**PASSING ATTEMPTS**

52-LSU vs. Georgia (31 comp., 502 yards) . 2022  
 51-Georgia vs. LSU (20 comp., 218 yards) . 2011  
 49-Florida vs. Alabama (30 comp., 287 yards)1992  
 48-Georgia vs. Alabama (29 comp., 340 yards)2021  
 46-Alabama vs. Florida (20 comp., 269 yards)1996  
 44-Alabama vs. Georgia (26 comp., 421 yards)2021

**COMPLETIONS**

33-Alabama vs. Florida (43 atts., 418 yards) 2020  
 31-LSU vs. Georgia (52 atts., 502 yards) ..... 2022  
 30-Florida vs. Alabama (49 atts., 287 yards)1992  
 29-Georgia vs. Alabama (48 atts., 340 yards)2021  
 28-LSU vs. Georgia (38 atts., 349 yards)..... 2019  
 27-Tennessee vs. LSU (43 atts., 332 yards).. 2001  
 27-Auburn vs. Tennessee (36 atts., 374 yards)2004  
 26-Florida vs. Alabama (39 atts., 261 yards)2016  
 26-Florida vs. Alabama (40 atts., 408 yards)2020  
 26-Alabama vs. Georgia (44 atts., 421 yards)2021

25-Florida vs. Alabama (43 atts., 272 yards)1994  
 25-Tennessee vs. Auburn (43 atts., 373 yards)1996  
 25-Georgia vs. Alabama (40 atts., 301 yards)2018

**COMPLETION PERCENTAGE**

85.2-Alabama vs. Missouri (23 of 27)..... 2014  
 81.8-Auburn vs. Missouri (9 of 11) ..... 2013  
 79.3-Georgia vs. LSU (23 of 29) ..... 2022  
 76.8-Alabama vs. Florida (33 of 43) ..... 2020  
 75.0-Auburn vs. Tennessee (27 of 36) ..... 2004  
 73.7-LSU vs. Georgia (28 of 38) ..... 2019  
 72.8-Georgia vs. Auburn (16 of 22) ..... 2017  
 72.4-Florida vs. Arkansas (21 of 29)..... 1995  
 69.2-Alabama vs. Florida (18 of 26)..... 2015  
 66.7-Alabama vs. Florida (12 of 18) ..... 2009  
 66.7-Florida vs. Alabama (26 of 39)..... 2016

**PASSING YARDS**

502-LSU vs. Georgia (31 of 52) ..... 2022  
 421-Alabama vs. Georgia (26 of 44)..... 2021  
 418-Alabama vs. Florida (33 of 43) ..... 2020  
 408-Florida vs. Alabama (26 of 40)..... 2020  
 401-Florida vs. Alabama (20 of 35)..... 1996  
 374-Auburn vs. Tennessee (27 of 36) ..... 2004  
 373-Tennessee vs. Auburn (25 of 43) ..... 1997  
 351-Auburn vs. South Carolina (18 of 29) .. 2010  
 349-LSU vs. Georgia (28 of 38) ..... 2019  
 340-Georgia vs. Alabama (29 of 48) ..... 2021

**PASSING TOUCHDOWNS**

6-Florida vs. Alabama..... 1996  
 5-Alabama vs. Florida..... 2020  
 4-Tennessee vs. Auburn ..... 1997  
 4-Florida vs. Auburn ..... 2000  
 4-Auburn vs. South Carolina..... 2010  
 4-LSU vs. Georgia..... 2019  
 4-Georgia vs. LSU..... 2022  
 3-Florida vs. Alabama..... 2008  
 3-Alabama vs. Florida..... 1996  
 3-Auburn vs. Tennessee ..... 2004  
 3-Missouri vs. Auburn..... 2013  
 3-Georgia vs. Alabama..... 2018  
 3-Florida vs. Alabama..... 2020  
 3-Alabama vs. Georgia ..... 2021  
 3-Georgia vs. Alabama ..... 2021

**TOTAL OFFENSIVE PLAYS**

85-Auburn vs. Missouri (677 yards) ..... 2013  
 85-Auburn vs. Tennessee (559 yards) ..... 2004  
 85-Georgia vs. LSU (296 yards)..... 2011  
 84-Alabama vs. Florida (437 yards)..... 2015  
 83-Alabama vs. Florida (605 yards) ..... 2020  
 81-Tennessee vs. Miss. St. (359 yards)..... 1998  
 80-LSU vs. Tennessee (464 yards) ..... 2007  
 79-Florida vs. Alabama (317 yards)..... 1992  
 79-Tennessee vs. Auburn (502 yards) ..... 1996  
 79-Alabama vs. Georgia (403 yards) ..... 2018

**TOTAL OFFENSIVE YARDS**

677-Auburn vs. Missouri (85 atts.) ..... 2013  
 605-Alabama vs. Florida (83 atts.) ..... 2020  
 589-Auburn vs. South Carolina (71 atts.) .... 2010  
 559-Auburn vs. Tennessee (85 atts.) ..... 2004  
 549-LSU vs. Georgia (72 atts.)..... 2022  
 536-Alabama vs. Georgia (70 atts.)..... 2021  
 534-Missouri vs. Auburn (71 atts.) ..... 2013  
 529-Georgia vs. LSU (73 atts.) ..... 2022

**TOTAL YARDS PER PLAY**

8.30-Auburn vs. South Carolina (71 for 589)2010  
 7.96-Auburn vs. Missouri (85 for 677) ..... 2013  
 7.70-Alabama vs. Georgia (70 for 536)..... 2021  
 7.63-LSU vs. Georgia (72 for 549) ..... 2-22  
 7.52-Missouri vs. Auburn (71 for 534) ..... 2013  
 7.29-Alabama vs. Florida (83 for 605) ..... 2020  
 7.25-Georgia vs. LSU (73 for 529) ..... 2022

**TOTAL FIRST DOWNS**

33-Alabama vs. Florida..... 2020  
 31-Auburn vs. Tennessee ..... 2004  
 30-Auburn vs. Missouri..... 2013  
 30-Georgia vs. Alabama ..... 2021  
 28-Auburn vs. South Carolina..... 2010  
 28-Alabama vs. Missouri ..... 2014  
 27-Georgia vs. LSU..... 2022  
 26-Alabama vs. Georgia ..... 2012

# SEC FOOTBALL CHAMPIONSHIP GAME

26–Alabama vs. Florida.....	2009
26–LSU vs. Georgia.....	2019
26–Florida vs. Alabama.....	2020

## FIRST DOWNS RUSHING

26–Auburn vs. Missouri.....	2013
20–LSU vs. Georgia.....	2022
18–Alabama vs. Georgia.....	2012
15–Alabama vs. Florida.....	1999
14–Alabama vs. Florida.....	2009
14–Auburn vs. South Carolina.....	2010
14–Alabama vs. Missouri.....	2014
14–Alabama vs. Florida.....	2015

## FIRST DOWNS PASSING

21–Alabama vs. Florida.....	2020
16–Florida vs. Alabama.....	1992
16–Florida vs. Alabama.....	2020
16–Georgia vs. LSU.....	2022
15–Alabama vs. Georgia.....	2021
15–Georgia vs. Alabama.....	2021
15–LSU vs. Georgia.....	1992
14–Tennessee vs. Auburn.....	1997
14–Florida vs. Alabama.....	1993
14–Florida vs. Alabama.....	1996
14–Auburn vs. Tennessee.....	2004
14–Georgia vs. Alabama.....	2018

## MOST PUNTS

10–Miss. St. vs. Tennessee (397 yards).....	1998
10–Alabama vs. Florida (322 yards).....	1992
10–Auburn vs. Tennessee (438 yards).....	1997
9–Tennessee vs. Miss. St. (323 yards).....	1998
9–Florida vs. Alabama (414 yards).....	2015

## YARDS PUNTING

438–Auburn vs. Tennessee (10 punts).....	1997
414–Florida vs. Alabama (9 punts).....	2015
413–Georgia vs. LSU (8 punts).....	2011
403–LSU vs. Georgia (8 punts).....	2011
397–Miss. St. vs. Tennessee (10 punts).....	1998

## PUNTING AVERAGE

52.5–Georgia vs. Alabama (4 for 210).....	2021
51.8–Georgia vs. LSU (4 for 207).....	2022
51.6–Georgia vs. LSU (8 for 413).....	2011
51.2–Alabama vs. Florida (6 for 307).....	2015
50.4–LSU vs. Georgia (8 for 403).....	2011
50.0–South Carolina vs. Auburn (3 for 150).....	2010
48.8–Florida vs. Alabama (4 for 195).....	2009
48.0–Georgia vs. Alabama (6 for 388).....	2018

## PUNT RETURN YARDS

171–Tennessee vs. Auburn (8 atts.).....	1997
152–Miss. St. vs. Tennessee (6 atts.).....	1998
127–LSU vs. Georgia (6 atts.).....	2011
117–Alabama vs. Florida (4 atts.).....	2016
95–Florida vs. Alabama (5 atts.).....	1993
84–Florida vs. Alabama (3 atts.).....	2015
45–Alabama vs. Florida (2 atts.).....	1994

## PUNT RETURN AVERAGE (min. 2 ret.)

29.2–Alabama vs. Florida (4 for 117).....	2016
28.0–Florida vs. Alabama (3 for 84).....	2015
25.3–Miss. St. vs. Tennessee (6 for 152).....	1998
24.8–Tennessee vs. LSU (4 for 99).....	2007
22.5–Alabama vs. Florida (2 for 45).....	1994
21.4–Tennessee vs. Auburn (8 for 171).....	1997
21.2–LSU vs. Georgia (6 for 127).....	2011

## KICKOFF RETURN YARDS

161–Florida vs. Alabama (6 atts.).....	2009
145–Florida vs. Alabama (6 atts.).....	2016
139–South Carolina vs. Auburn (7 atts.).....	2010
121–Florida vs. Alabama (5 atts.).....	2008

116–Florida vs. Alabama (7 atts.).....	1999
99–Tennessee vs. LSU (4 atts.).....	2007
99–Tennessee vs. LSU (6 atts.).....	2001
98–Arkansas vs. Georgia (5 atts.).....	2002
94–Alabama vs. Florida (4 atts.).....	1993
92–Miss. St. vs. Tennessee (4 atts.).....	1998

## KICKOFF RETURN AVERAGE (min. 3 ret.)

26.8–Florida vs. Alabama (6 for 161).....	2009
26.3–Alabama vs. Florida (3 for 79).....	2009
25.0–Tennessee vs. Miss. St. (3 for 75).....	1998
24.2–Florida vs. Alabama (5 for 121).....	2008
24.2–Florida vs. Alabama (6 for 145).....	2016
23.8–Alabama vs. Florida (4 for 95).....	2008
23.5–Alabama vs. Florida (4 for 94).....	1993
23.0–Miss. St. vs. Tennessee (4 for 92).....	1998

## MOST POINTS SCORED

59–Auburn vs. Missouri.....	2013
56–Auburn vs. South Carolina.....	2010
54–Alabama vs. Florida.....	2016
52–Alabama vs. Florida.....	2020
50–Georgia vs. LSU.....	2022
46–Florida vs. Alabama.....	2020
45–Florida vs. Alabama.....	1996
42–LSU vs. Georgia.....	2011
42–Missouri vs. Auburn.....	2013
42–Alabama vs. Missouri.....	2014

## MOST TOUCHDOWNS

8–Auburn vs. Missouri.....	2013
8–Auburn vs. South Carolina.....	2010
7–Alabama vs. Florida.....	2016
7–Alabama vs. Florida.....	2020
7–Georgia vs. LSU.....	2022
6–Florida vs. Alabama.....	1996
6–LSU vs. Georgia.....	2011
6–Alabama vs. Missouri.....	2014
6–Florida vs. Alabama.....	2020
5–Auburn vs. Tennessee.....	2004
5–Florida vs. Arkansas.....	2006
5–Alabama vs. Georgia.....	2018
5–Alabama vs. Georgia.....	2021

## MOST FIELD GOALS

3–Alabama vs. Florida.....	1994
3–Alabama vs. Florida.....	1999
3–LSU vs. Tennessee.....	2001
3–Georgia vs. Arkansas.....	2002
3–LSU vs. Georgia.....	2019

## FEWEST POINTS ALLOWED

3–by Florida vs. Arkansas.....	1995
3–by Georgia vs. Arkansas.....	2002
6–by Florida vs. Auburn.....	2000
7–by Alabama vs. Florida.....	1999
7–by Georgia vs. Auburn.....	2017
10–by LSU vs. Georgia.....	2019
13–by Florida vs. Alabama.....	1993
13–by LSU vs. Georgia.....	2003
13–by Alabama vs. Florida.....	2009
13–by Alabama vs. Missouri.....	2014

## FEWEST RUSHING YARDS ALLOWED

0–by Alabama vs. Florida.....	2016
15–by Tennessee vs. Auburn.....	1997
15–by Alabama vs. Florida.....	2015
27–by Florida vs. Alabama.....	1996
30–by Alabama vs. Florida.....	1992
31–by Alabama vs. Florida.....	1999
44–by Alabama vs. Florida.....	1994

## FEWEST PASSING YARDS ALLOWED

30–by Georgia vs. LSU.....	2011
69–by Auburn vs. Tennessee.....	2004

74–by Georgia vs. Arkansas.....	2002
83–by Alabama vs. Florida.....	1999
84–by Tennessee vs. Miss. St.....	1998

## FEWEST TOTAL YARDS ALLOWED

114–by Alabama vs. Florida.....	1999
139–by Georgia vs. Arkansas.....	2002
149–by Tennessee vs. Miss. St.....	1998
180–by Alabama vs. Florida.....	2015
230–by Georgia vs. LSU.....	2005
237–by Georgia vs. LSU.....	2011
247–by Tennessee vs. Auburn.....	1997

## MOST INTERCEPTIONS

4–Florida vs. Alabama.....	1999
3–LSU vs. Georgia.....	2003
3–Arkansas vs. Florida.....	2006
3–Alabama vs. Florida.....	2016
2–by 17 teams.....	

## MOST TURNOVERS GAINED

6–by Auburn vs. Tennessee.....	1997
4–by Florida vs. Arkansas.....	1995
4–by Alabama vs. Florida.....	1999
4–by Florida vs. Auburn.....	2000
3–by six teams (Latest: Alabama vs. Florida, 2016).....	

## MOST PENALTIES

14–Florida vs. Alabama.....	1996
13–Florida vs. Alabama.....	1993
12–Auburn vs. Tennessee.....	1997
12–Alabama vs. Florida.....	1999
12–Georgia vs. Arkansas.....	2002
12–Tennessee vs. Auburn.....	2004

## MOST PENALTY YARDS

115–Georgia vs. Arkansas.....	2002
100–Miss. St. vs. Tennessee.....	1998
99–Alabama vs. Florida.....	1999
95–Florida vs. Alabama.....	1993
95–Florida vs. Alabama.....	1996
95–Arkansas vs. Georgia.....	2002
95–Tennessee vs. Auburn.....	2004

## FEWEST PENALTIES

0–Tennessee vs. LSU (0 yards).....	2007
1–Alabama vs. Florida (5 yards).....	2009
2–Alabama vs. Georgia (15 yards).....	2012
2–Alabama vs. Florida (31 yards).....	2008
2–Florida vs. Alabama (10 yards).....	1994
2–Georgia vs. Arkansas (15 yards).....	2007
2–Alabama vs. Missouri (10 yards).....	2014
2–Alabama vs. Florida (14 yards).....	2016

## MOST TIME OF POSSESSION

43:29–Alabama vs. Florida.....	2015
40:11–Alabama vs. Florida.....	1999
39:37–Alabama vs. Florida.....	2009
39:31–Auburn vs. Tennessee.....	2004
37:35–Alabama vs. Georgia.....	2012
36:36–Georgia vs. LSU.....	2011

## MOST COMBINED POINTS

101–Auburn vs. Missouri.....	2013
98–Alabama vs. Florida.....	2020
80–Georgia vs. LSU.....	2022
75–Florida vs. Alabama.....	1996
73–Auburn vs. South Carolina.....	2010

## MARGIN OF VICTORY

39–Auburn vs. South Carolina.....	2010
38–Alabama vs. Florida.....	2016
32–LSU vs. Georgia.....	2011
31–Florida vs. Arkansas.....	1995

# SEC BOWL SUCCESS

## SEC IN THE BCS/CFP BOWL ERA

- The SEC has won 13 of the last 17 national championships, 15 of the 25 BCS/CFP-era National Championships, six runner-up finishes and 29 overall national titles (CFP, AP, BCS, FWAA, Coaches Poll) in SEC history. The SEC has appeared in 16 of the last 17 National Championship Games and in 10 of the 16 BCS Championship Games, winning nine.
- Five different SEC schools have won the National Championship since 2006 (Auburn, 2010; Alabama, 2009, 2011, 2012, 2015, 2017, 2020; Florida, 2006, 2008; LSU, 2007, 2019; Georgia, 2021, 2022). Five programs have advanced to the national championship game since 2013. Tennessee (1998) has also won the former BCS crown. Auburn appeared in the 2013 BCS Championship Game, as did LSU in 2011, Georgia in 2017 and Alabama in 2021. A team from the SEC Western Division had advanced to five consecutive national championship games prior to the 2014 season, when Alabama lost in the CFP semifinals. The ACC (Clemson, Miami and Florida State) has had three schools win titles since 1998, while the Big 12 (Texas and Oklahoma) has had two. The Big Ten has one during that time.
- Since 2006, over half of the slots in the National Championship Game have been taken by SEC teams (19 of 34). The ACC and Big Ten have four during that time, while the Big 12 has three and the Pac-12 has two.

## NATIONAL CHAMPIONS SINCE 1992

Since the first SEC expansion in 1992, the SEC has the most national championships (AP, USA Today) with 17. During that time, the SEC has had more teams with national titles than any other conference (6). Here is a breakdown:

SEC (17) Florida (2008, 2006, 1996), LSU (2003, 2007, 2019), Tennessee (1998), Alabama (1992, 2009, 2011, 2012, 2015, 2017, 2020), Auburn (2010), Georgia (2021, 2022)

Big 12 (5) Texas (2005), Oklahoma (2000), Nebraska (1994, 1995, 1997)

ACC (5) Florida State (1993, 1999, 2013), Clemson (2016,18)

Big Ten (3) Ohio State (2002, 2014), Michigan (1997)

Pac-10 (2) Southern California (2003, 2004)

Big East (1) Miami, Fla. (2001)

The SEC is 14-3 in College Football Playoff games (not versus each other) and 4-2 in College Football Playoff National Championship Games (not versus each other). The SEC has appeared in eight of the nine CFP National Championship Games, winning six. The SEC finished 9-2 in BCS National Championship Games (LSU 2-1, Florida 2-0, Alabama 3-0, Tennessee 1-0, Auburn 1-1), 8-1 vs. non-SEC competition. The SEC had the most wins (17) and the highest winning percentage of any conference that has three-or-more appearances in BCS bowl games. The SEC was 17-10 in BCS games (.630 percentage), 16-9 (.640) in non-conference. Since 2006, the SEC has posted a 31-15 (.674) record in BCS/CFP games, more wins, appearances and winning percentage than any other A5 conference.

## SEC IN BOWL GAMES

- Since 2006, the SEC has accrued more bowl wins (109) and appearances (176) than any other conference. The conference's .619 bowl winning percentage is first among A5 leagues during that time.

SEC	109-67	.619
ACC	70-84	.455
Big Ten	65-77	.458
Big 12	63-61	.508
Mountain West	55-41	.573
Pac-12	52-55	.486
American	51-52	.495
Conference USA	50-55	.476
Sun Belt	38-25	.603
MAC	29-61	.322
Independents	23-19	.548

## SEC IN THE COLLEGE FOOTBALL PLAYOFF

SEC:	11 (16-5; .762) (Includes 2018/2022 All-SEC National Championship Game) (14-3; .824 in games not versus each other)
ACC:	7 (6-5; .545)
Big Ten:	8 (3-7; .300)
Pac-12:	2 (1-2; .333)
Big 12:	5 (1-5; .200)
Independent:	2 (0-2; .000)
Group of Five:	1 (0-1; .000)

### CFP National Championship Game Appearances

SEC:	10
ACC:	4
Big Ten:	2
Pac-12:	1
Big 12:	1

Since 2006, the SEC has posted 31 wins in BCS - now New Year's Six/Access bowls - more wins than any other conference. Here are the BCS/CFP bowl records of all conferences since 2006:

SEC	31-15	.674	CFP Era (2014-Present)		
Big Ten	20-19	.513	(Includes CFP Championship Game)		
Big 12	13-16	.448	SEC	22-10	.688
ACC	11-18	.379	Big Ten	15-11	.577
Pac-12	10-14	.417	ACC	8-12	.400
AAC	8-7	.533	Big 12	8-8	.500
Mountain West	3-1	.750	Pac-12	3-9	.250
WAC	2-1	.667	AAC	2-4	.333
MAC	0-2	.000	Mountain West	1-0	1.000
Independents	0-5	.000	MAC	0-1	.000
			Independent	0-3	.000

### Most Bowl Bids - Single Season

- 13 - SEC, 2021
- 12 - SEC, 2014, 2016
- 11 - SEC, 2018, 2022
- 11 - ACC, 2013, 2014, 2016, 2018
- 10 - SEC, 2009, 2010, 2013, 2015
- 10 - ACC, 2008, 2017, 2019
- 10 - Big Ten, 2011, 2014, 2015, 2016, 2021
- 10 - Pac-12, 2015

### Most Bowl Wins - Single Season

- 9 - SEC, 2015 (9-2)
- 9 - ACC, 2016 (9-3)
- 8 - SEC, 2019 (8-2)

- Since 2006, over half of the slots in the National Championship Game have been taken by SEC teams (19 of 34). The ACC and Big Ten have four during that time, while the Big 12 has three and the Pac-12 has two.

- Since 2006, the SEC has posted 31 wins in BCS/New Year's Six/Access bowls - more wins than any other conference.

- The SEC has now won 60 games in the last seven postseasons. With 12 teams advancing to bowl games in 2016, the SEC became the first conference to send at least 10 teams to postseason bowls in four consecutive seasons. The SEC also sent a NCAA-record 12 teams to participate in postseason bowl games in 2014 and has sent no less than eight teams to post-season bowls in each of the last 15 seasons. The SEC established a national-record with nine postseason victories in 2015 and owned the previous record for postseason bowl victories with seven wins in 2007, 2013 and 2014. The SEC qualified a record 13 teams for postseason bowls in 2021 and finished 7-2 in the 2020 post-season, with all seven wins coming against Top-25 competition - the most in history for the conference.

# 2023 SEC BOWL AGREEMENTS

The Southeastern Conference has six-year agreements with nine football post-season bowls, which includes the addition of the SRS Distribution Las Vegas Bowl and the Union Home Mortgage Gasparilla Bowl in Tampa, that began with the 2020 postseason .

The nine bowls are in addition to bowl games in the College Football Playoff system for which SEC teams are eligible to qualify. Also, the SEC participates in the Allstate Sugar Bowl in years it is not a CFP semifinal game and the Capital One Orange Bowl in selected years .

The SEC has extended its current agreements through 2025 with the Cheez-It Citrus Bowl in Orlando, the ReliaQuest Bowl in Tampa, the TaxSlayer Gator Bowl in Jacksonville, the Transperfect Music City Bowl in Nashville, the TaxAct Texas Bowl in Houston, the AutoZone Liberty Bowl in Memphis and the TicketSmarter Birmingham Bowl .

In addition, the SEC will continue its relationship with the Duke's Mayo Bowl in Charlotte, participating in that bowl game in 2021, 2023 and 2025 .For the remaining three years of the six-year cycle, SEC teams will participate in the SRS Distribution Las

Vegas Bowl against a Pac-12 opponent in 2022 and 2024 .The SEC has also added a new bowl partnership with the Union Home Mortgage Gasparilla Bowl in Tampa through 2025 .

The SEC will maintain its current bowl selection process in which the Citrus Bowl has the first selection of available SEC teams after any conference schools have qualified for the College Football Playoff, the Allstate Sugar Bowl or the Capital One Orange Bowl, after which the SEC assigns teams to a Pool of Six bowls .

The SEC Pool of Six consists of the ReliaQuest Bowl, TaxSlayer Gator Bowl, Transperfect Music City Bowl, TaxAct Texas Bowl and Autozone Liberty Bowl, as well as the SRS Distribution Las Vegas Bowl in 2022 and 2024, and the Duke's Mayo Bowl in 2021, 2023 and 2025 .In consultation with SEC member institutions, as well as these six bowls, the conference will make assignments for the bowl games in the pool system .ESPN Events selects teams to participate in the Birmingham and Union Home Mortgage Gasparilla Bowls after the Pool of Six have been assigned .



## ALLSTATE SUGAR BOWL

Jan. 1 • 8:45 p.m. ET • ESPN  
New Orleans, La. • Caesars Superdome (72,500)  
Teams: SEC vs. Big 12



## CHEEZ-IT CITRUS BOWL

Jan. 2 • 1 p.m. ET • ABC  
Orlando, Fla. • Camping World Stadium (60,219)  
Teams: SEC vs. Big Ten



## RELIAQUEST BOWL

Jan. 1 • Noon ET • ESPN2  
Tampa, Fla. • Raymond James Stadium (65,657)  
Teams: SEC vs. Big Ten or ACC



## TRANSPERFECT MUSIC CITY BOWL

Dec. 30 • 2 p.m. ET • ABC  
Nashville, Tenn. • Nissan Stadium (69,143)  
Teams: SEC vs. Big Ten



## TAXSLAYER GATOR BOWL

Dec. 29 • Noon ET • ESPN  
Jacksonville, Fla. • Everbank Field (77,511)  
Teams: SEC vs. ACC



## AUTOZONE LIBERTY BOWL

Dec. 29 • 3:30 p.m. ET • ESPN  
Memphis, Tenn. • Liberty Bowl Stadium (58,211)  
Teams: SEC vs. Big 12



## TAXACT TEXAS BOWL

Dec. 27 • 9 p.m. ET • ESPN  
Houston, Texas • NRG Stadium (71,795)  
Teams: SEC vs. Big 12



## DUKE'S MAYO BOWL

Dec. 27 • 5:30 p.m. ET • ESPN  
Charlotte, N.C. • Bank of America Stadium (75,412)  
Teams: SEC vs. ACC



## BIRMINGHAM BOWL

Dec. 23 • Noon ET • ABC  
Birmingham, Ala. • Protective Stadium (45,000)  
Teams: SEC vs. American



## UNION HOME MORTGAGE GASPARILLA BOWL

Dec. 22 • 6:30 p.m. • ESPN  
Tampa, Fla. • Raymond James Stadium (65,657)  
Teams: SEC vs. American



# THIS IS SEC FOOTBALL

- Sixteen times in the last 17 seasons, a team from the SEC has advanced to the national championship game. The SEC has won 13 of those contests, with two of the losses coming in the game's final seconds. The winner of the SEC Championship Game has advanced to the National Championship Game all but once since 2006.
- With Florida in January 2009, five different teams from the SEC have played for and won the national championship. All five have multiple appearances and at least one victory since in the national championship game since 2007.
- The SEC has now won four consecutive CFP National Championships, by three different programs (LSU, Alabama, Georgia).
- Not counting games versus each other, the SEC is 14-3 all-time in College Football Playoff games, playing in eight of the nine CFP Championship Games (winning six of those eight). The SEC is 10-1 in CFP Semifinals, including 10 consecutive semifinal wins.
- Since 2006, the SEC has posted a 33-15 (.688) record in BCS/CFP games, more wins, appearances, and winning percentage than any other A5 conference.
- The Southeastern Conference led the nation yet again in 2022 with 369 former players on opening weekend 53-man active rosters, including injured reserve.
- A total of 22 former SEC players were on active rosters of Super Bowl LVI between the Kansas City Chiefs and the Philadelphia Eagles.
- The SEC is 109-67 (.619) in bowl games since 2006, the only FBS league with a .600 or better winning percentage and 30 wins more than the next closest conference.
- The SEC has now won 60 games in the last nine postseasons and has sent no less than eight teams to post-season bowls in each of the last 16 seasons.
- In the nine seasons of the College Football Playoff era, only seven programs nationally have been ranked No. 1 in the weekly CFP Top-25 Poll (which begins in late October each year) – five of those seven programs (Alabama, Georgia, LSU, Mississippi State, Tennessee) are from the SEC. No team outside the SEC has been ranked No. 1 in the weekly CFP Poll since 2019, while four schools from the SEC have been ranked No. 1 during that time.
- Ten different SEC teams, including all seven from the SEC Western Division, have made BCS/New Year's Six bowl game appearances since 2006: Alabama, Arkansas, Auburn, Florida, Georgia, LSU, Ole Miss, Mississippi State, Tennessee and Texas A&M. Since the formation of the College Football Playoff in 2014, six of the seven schools in the Western Division have advanced to a New Year's Six bowl.
- With Georgia and Alabama both earning victories in the CFP Semifinals in both 2021 and 2017, the national championship game has featured two SEC teams twice in the last six years and three times since the 2011 season.
- The SEC received 83 of the total NFL Combine invites in 2023 - which accounted for 26 percent of the national total.
- The SEC Championship has been the most watched conference championship nationally for 14 of the past 15 seasons, including 12 in a row from 2008-2019. The only year it was not #1 was 2020 when the SEC did not have a traditional schedule due to the pandemic. The 2022 SEC Championship Game was seen by nearly 11 million viewers.
- Fourteen of the most 25 viewed college football games in 2022 involved teams from the SEC, including three of the top four and four of the top six.
- The SEC led the nation's conferences in NFL Draft picks for the 17th consecutive year in 2023 with 62 selections, just three less than the SEC and national record set one year ago.
- This marks the ninth straight year for the SEC to see 50 or more players taken in the NFL Draft. Only three times in the last 28 years has another conference other than the SEC seen 50 or more players drafted.
- For the 12th time in the last 13 years, the SEC once again tied or led the nation in First Round NFL Draft selections, as the league produced nine opening-round draft picks.
- During the last 19 NFL Drafts, the SEC has a nation-leading 168 players taken in the opening round, an average of nearly nine per season.
- Bryce Young is the third No. 1 overall pick from the SEC in the last four NFL Drafts and fifth in the last 10 years.
- For the third time in the last four NFL Drafts, at least half of the Top 10 selections were from the SEC.
- The SEC had eight of the first 16 selections of the 2023 NFL Draft.
- Since 2010, the SEC has over double (144) the total amount of First Round selections than the next closest conference (Big Ten – 73).
- The SEC now has 144 First Round NFL Draft selections since 2010.



# 2023 SEC BOWL SELECTION PROCESS

## CFP BOWLS

Sugar (SF), Rose (SF), Fiesta, Peach, Orange, Cotton, CFP Championship

### CONTRACT BOWLS:

- Sugar (SEC vs. Big 12 when Sugar is not a semifinal game)
- Rose (Pac 12 vs. Big Ten when Rose is not a semifinal game)
- Orange (ACC vs. highest ranked SEC/Big Ten non-champion or Notre Dame when Orange is not a semifinal game)

### Access Bowls:

- Fiesta
- Peach
- Cotton

#### 1) Which SEC Team qualifies for the CFP?

The winner of the SEC Championship Game automatically qualifies for a spot in a CFP Bowl if that team is not selected to participate in the four-team playoff. If the SEC Champion is selected to participate in the four-team playoff it will play in the Sugar Bowl or Rose Bowl.

#### 2) How can additional SEC teams be selected for the CFP?

Additional SEC teams may be selected for the CFP Semifinals (Sugar or Rose) or one of the CFP access bowls (Fiesta, Peach, Cotton in 2023) based on its ranking in the final CFP Selection Committee rankings. There is no limit on the number of teams from any one conference that can be selected to participate in the CFP bowls.

#### 3) How can a SEC Team be selected to participate in the Orange Bowl?

When the Orange Bowl is not a semifinal game and a SEC team is the highest ranked team by the CFP Selection Committee among the non-champions of the SEC and Big Ten and ranked higher than Notre Dame after the CFP semifinal games have been filled, then that team will participate in the Orange Bowl. There are eight years in which the Orange Bowl is not a semifinal game and the SEC is guaranteed three of the eight years, the Big Ten is guaranteed three of the eight years and the remaining two years can be filled by Notre Dame, the SEC or the Big Ten based on CFP Selection Committee rankings. The SEC Champion can never participate in the Orange Bowl unless it is a semifinal game.

#### 4) How does the CFP selection process work in 2023-24?

The CFP Selection Committee ranks the top 25 teams and selects the four teams to participate in the semifinal games (Sugar and Rose). Then, after the contract bowls (Orange) are filled based on conference agreements, the Committee will assign teams to fill the remaining access bowls (Fiesta, Peach, Cotton). Each conference champion from the contract bowls (ACC, Big Ten, Big 12, SEC & Pac 12) has a guaranteed spot in its contracted bowl or in an access bowl (Cotton) if the contracted bowl is a semifinal game and the conference champion is not selected to participate in a semifinal game. The highest ranked champion from the Mountain West, American, Conference USA, Sun Belt or MAC is guaranteed a spot in a CFP bowl and the remaining spots are filled based on the rankings of teams after the contract bowls have been filled.

Bowl	Contract Teams	Date	Time	Network
Sugar Bowl	Semifinal	Jan. 1, 2024	8:45 p.m. ET	ESPN
Rose Bowl	Semifinal	Jan. 1, 2024	5 p.m. ET	ESPN
Cotton Bowl	Filled by CFP Selection Committee	Dec. 29, 2023	8 p.m. ET	ESPN
Orange Bowl	ACC vs. SEC/B10/ND	Dec. 30, 2023	4 p.m. ET	ESPN
Fiesta Bowl	Filled by CFP Selection Committee	Jan. 1, 2024	1:00 pm ET	ESPN
Peach Bowl	Filled by CFP Selection Committee	Dec. 30, 2023	Noon ET	ESPN
CFP NCG	Winners of Semifinal Games (Houston, Texas)	Jan. 8, 2023	7:30 p.m. ET	ESPN

## SEC BOWLS

### Cheez-It Citrus Bowl

(Orlando, FL) vs. Big 10 January 1, 2024 – 1 p.m. ET – ABC

After the CFP selection process the Vrbo Citrus Bowl gets the first selection of available SEC Teams.

### POOL OF SIX BOWLS:

After the Cheez-It Citrus Bowl selects a team, there will be a pool of six bowls and the Conference, in consultation with the institutions and the bowls, will make the assignments for these six bowl games from all eligible SEC teams.

The pool of six bowls for 2023-24 are as follows:

Tax Act Texas Bowl (Houston, TX) vs. Big 12 – Dec. 27 – 9 p.m. ET – ESPN

Duke's Mayo Bowl (Charlotte, NC) vs. ACC – December 27 – 5:30 p.m. ET – ESPN

Transperct Music City Bowl (Nashville, TN) vs. Big Ten – December 30 – 2 p.m. ET – ABC

TaxSlayer Gator Bowl (Jacksonville, FL) vs. ACC – Dec. 29 – Noon ET – ESPN

AutoZone Liberty Bowl (Memphis, TN) vs. Big 12 – December 29– 3:30 p.m. ET – ESPN

ReliaQuest Bowl (Tampa, FL) vs. Big 10/ACC – January 1 – Noon ET – ESPN2

### BOWLS AFTER THE POOL OF SIX:

#### Birmingham Bowl

(Birmingham, AL) vs. American – December 23 – Noon ET – ABC

#### Union Home Mortgage Gasparilla Bowl

(Tampa, FL) vs. American – December 23 – TBD – ESPN

ESPN Events selects teams to participate in the Birmingham and Gasparilla Bowls after the Citrus Bowl and Pool of Six.

# 2023-24 BOWL SCHEDULE



## BOWL SEASON™


A CELEBRATION OF COLLEGE FOOTBALL

## 2023-24 SCHEDULE

<p><b>DEC. 16</b> Nassau, Bahamas 11:00 AM   ESPN</p>							<p><b>DEC. 16</b> Atlanta, GA 12:00 PM   ABC</p>						
<p><b>DEC. 16</b> New Orleans, LA 2:15 PM   ESPN</p>		<p><b>DEC. 16</b> Orlando, FL 3:30 PM   ABC</p>		<p><b>DEC. 16</b> Albuquerque, NM 5:45 PM   ESPN</p>		<p><b>DEC. 16</b> Inglewood, CA 7:30 PM   ABC</p>		<p><b>DEC. 16</b> Shreveport, LA 9:15 PM   ESPN</p>		<p><b>DEC. 18</b> Myrtle Beach, SC 2:30 PM   ESPN</p>		<p><b>DEC. 19</b> Frisco, TX 9:00 PM   ESPN</p>	
<p><b>DEC. 21</b> Boca Raton, FL 8:00 PM   ESPN</p>		<p><b>DEC. 22</b> Tampa, FL 6:30 PM   ESPN</p>		<p><b>DEC. 23</b> Birmingham, AL 12:00 PM   ABC</p>		<p><b>DEC. 23</b> Montgomery, AL 12:00 PM   ESPN</p>		<p><b>DEC. 23</b> Fort Worth, TX 3:30 PM   ABC</p>		<p><b>DEC. 23</b> Boise, ID 3:30 PM   ESPN</p>		<p><b>DEC. 23</b> Mobile, AL 7:00 PM   ESPN</p>	
<p><b>DEC. 23</b> Las Vegas, NV 7:30 PM   ABC</p>		<p><b>DEC. 23</b> Honolulu, HI 10:30 PM   ESPN</p>		<p><b>DEC. 26</b> Detroit, MI 2:00 PM   ESPN</p>		<p><b>DEC. 26</b> University Park, TX 5:30 PM   ESPN</p>		<p><b>DEC. 26</b> Phoenix, AZ 9:00 PM   ESPN</p>		<p><b>DEC. 27</b> Annapolis, MD 2:00 PM   ESPN</p>		<p><b>DEC. 27</b> Charlotte, NC 5:30 PM   ESPN</p>	
<p><b>DEC. 27</b> Houston, TX 9:00 PM   ESPN</p>		<p><b>DEC. 28</b> Boston, MA 11:00 AM   ESPN</p>		<p><b>DEC. 28</b> Bronx, NY 2:15 PM   ESPN</p>		<p><b>DEC. 28</b> Orlando, FL 5:45 PM   ESPN</p>		<p><b>DEC. 28</b> San Antonio, TX 9:15 PM   ESPN</p>		<p><b>DEC. 29</b> Jacksonville, FL 12:00 PM   ESPN</p>		<p><b>DEC. 29</b> El Paso, TX 2:00 PM   CBS</p>	
<p><b>DEC. 29</b> Memphis, TN 3:30 PM   ESPN</p>		<p><b>DEC. 29</b> Arlington, TX 8:00 PM   ESPN</p>		<p><b>DEC. 30</b> Atlanta, GA 12:00 PM   ESPN</p>		<p><b>DEC. 30</b> Nashville, TN 2:00 PM   ABC</p>		<p><b>DEC. 30</b> Miami, FL 4:00 PM   ESPN</p>		<p><b>DEC. 30</b> Tucson, AZ 4:30 PM   BARSTOOL</p>		<p><b>JAN. 1</b> Tampa, FL 12:00 PM   ESPN2</p>	
<p><b>JAN. 1</b> Orlando, FL 1:00 PM   ABC</p>		<p><b>JAN. 1</b> Glendale, AZ 1:00 PM   ESPN</p>		<p><b>TBD</b> San Diego, CA TBD   FOX</p>		<p><b>JAN. 1</b> Pasadena, CA 5:00 PM   ESPN CFP Semifinal</p>		<p><b>JAN. 1</b> New Orleans, LA 8:45 PM   ESPN CFP Semifinal</p>		<p><b>JAN. 8</b> Houston, TX 7:30 PM   ESPN</p>			

\*All times ET and all Bowls subject to change.

# NICK SABAN



**DR. STUART R. BELL**  
President  
(Texas A&M, '79)



**GREG BYRNE**  
Director of Athletics  
(Arizona State, '94)



**NICK SABAN**  
Head Football Coach  
(Kent State, '73)



**DR. JAMES KING**  
Faculty Representative  
(Alabama, '89)

## CRIMSON TIDE 2023

Sept. 2	<b>MIDDLE TENNESSEE</b>
Sept. 9	<b>TEXAS</b>
Sept. 16	at South Florida
Sept. 23	<b>OLE MISS*</b>
Sept. 30	at Mississippi State*
Oct. 7	at Texas A&M*
Oct. 14	<b>ARKANSAS*</b>
Oct. 21	<b>TENNESSEE*</b>
Oct. 28	Open Date
Nov. 4	<b>LSU*</b>
Nov. 11	at Kentucky*
Nov. 18	<b>CHATTANOOGA</b>
Nov. 25	at Auburn*

\*SEC Game

**BOLD** denotes home game



**HOMETOWN:** Monongah, West Virginia

**ALMA MATER:** Kent State (1973)

**PLAYING CAREER:** Kent State defensive back (1970-72), three-year letterman.

**COACHING EXPERIENCE:** Kent State Graduate Assistant 1973-74; Kent State Assistant 1975-76; Syracuse Assistant 1977; West Virginia Assistant 1978-79; Ohio State Assistant 1980-81; Navy Assistant 1982; Michigan State Assistant 1983-87; Houston Oilers (NFL) Assistant 1988-89; Toledo Head Coach 1990; Cleveland Browns (NFL) Assistant 1991-94; Michigan State Head Coach 1995-99; LSU Head Coach 2000-04. Miami Dolphins (NFL) Head Coach 2005-06; Alabama Head Coach 2007-present.

**COACHING ACHIEVEMENTS:** 2003 AP National Coach of the Year; 2003 Eddie Robinson Coach of the Year; 2003 Bear Bryant Coach of the Year; 2003 BCS National Championship; 2008 AP Coach of the Year; 2008 Eddie Robinson Coach of the Year; 2008 Home Depot Coach of the Year; 2008 Liberty Mutual Coach of the Year; 2009, 2011 and 2012 BCS National Championship; 2009, 2011 and 2012 Bobby Bowden Coach of the Year; 2014 Bobby Dodd Coach of the Year; 2016 George Munger Award; 2018 Walter Camp Coach of the Year; 2015, 2017 CFP National Championship; 2020 Paul "Bear" Bryant Coach of the Year; 2020 CFP National Championship.

**BORN:** October 31, 1951

**WIFE:** Terry

**CHILDREN:** Nicholas and Kristen

## ASSISTANT COACHES

**ROBERT BALA** (Southern Utah, '08) Inside Linebackers – 1st Year

**JOE COX** (Georgia, '09) Tight Ends – 2nd Year

**ROBERT GILLESPIE** (Florida, '05) Running Backs – 3rd Year

**COLEMAN HUTZLER** (Middlebury College, '06) Special Teams Coordinator/Outside Linebackers – 2nd Year

**TOMMY REES** (Notre Dame, '13) Offensive Coordinator/Quarterbacks – 1st Year

**FREDDIE ROACH** (Alabama, '08) Defensive Line – 4th Year

**TRAVARIS ROBINSON** (Auburn, '07) Secondary – 2nd Year

**KEVIN STEELE** (Tennessee, '81) Defensive Coordinator – 4th Year

**HOLMON WIGGINS** (New Mexico, '03) Assistant Head Coach of Offense/Wide Receivers – 5th Year

**ERIC WOLFORD** (Kansas State, '94) Offensive Line – 2nd Year

## SUPPORT STAFF

**DAVID BALLOU** (Indiana, '01) Director of Sports Performance – 4th Year

**ELLIS PONDER** (Alabama '10) Associate AD, Football/Football COO – 9th Year

# UNIVERSITY OF ALABAMA



## 2023 FOOTBALL

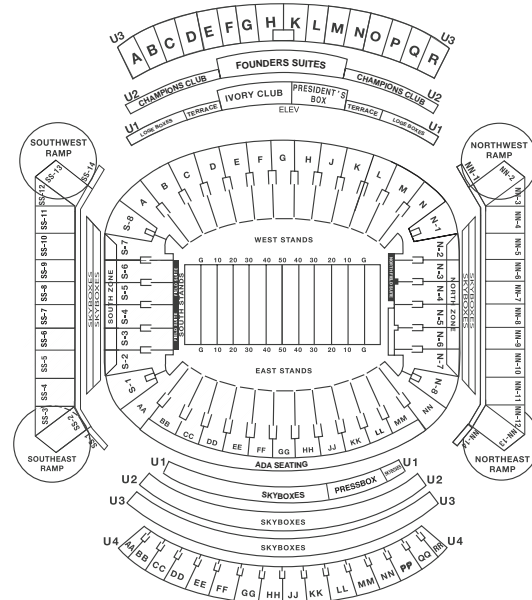
### YEAR-BY-YEAR

Year	School	Conf.	Pct.	All	Pct.	Bowl
1990	Toledo	7-1	.875	9-2	.818	
1995	Michigan State	4-3-1	.563	6-5-1	.542	Independence
1996	Michigan State	5-3	.625	6-6	.500	Sun
1997	Michigan State	4-4	.500	7-5	.583	Aloha
1998	Michigan State	4-4	.500	6-6	.500	
1999	Michigan State	6-2	.750	9-2	.818	*Citrus
2000	LSU	5-3	.625	8-4	.667	Peach
2001	LSU	5-3	.625	10-3	.769	Sugar
2002	LSU	5-3	.625	8-5	.615	Cotton
2003	LSU	7-1	.875	13-1	.929	Sugar
2004	LSU	6-2	.750	9-3	.750	Capital One
2005	Miami	NFL		9-7	.563	
2006	Miami	NFL		6-10	.375	
2007	Alabama %	4-4	.500	7-6	.538	Independence
2008	Alabama	8-0	1.00	12-2	.857	Sugar
2009	Alabama	8-0	1.00	14-0	1.00	BCS NCG
2010	Alabama	5-3	.625	10-3	.769	Capital One
2011	Alabama	7-1	.875	12-1	.923	BCS NCG
2012	Alabama	7-1	.875	13-1	.929	BCS NCG
2013	Alabama	7-1	.875	11-2	.846	Sugar
2014	Alabama	7-1	.875	12-2	.857	Sugar
2015	Alabama	7-1	.875	14-1	.933	Cotton
2016	Alabama	8-0	1.00	14-1	.933	Peach
2017	Alabama	7-1	.875	13-1	.929	Sugar
2018	Alabama	8-0	1.00	14-1	1.00	Orange
2019	Alabama	6-2	.750	11-2	.846	Citrus
2020	Alabama	10-0	1.00	13-0	1.00	Rose
2021	Alabama	7-1	.875	13-2	.866	Cotton
2022	Alabama	6-2	.750	11-2	.846	Sugar
<b>TOTALS</b>		<b>170-48-1</b>	<b>.780</b>	<b>300-86-1</b>	<b>.776</b>	<b>29 Years</b>

<b>Alabama Record</b>	<b>112-18</b>	<b>.869</b>	<b>194-27</b>	<b>.881</b>	<b>16 Years</b>
LSU Record	28-12	.700	48-16	.750	5 Years
Michigan State Record	23-16-1	.588	34-24-1	.585	5 Years
Toledo Record	7-1	.875	9-2	.818	1 Year

BOWL RECORD: 15-8  
 CFP Championship: 9-4  
 % – Record was 2-6 overall and 1-4 in SEC play after NCAA ruling  
 \*Did not coach in game

### BRYANT-DENNY STADIUM



### CRIMSON TIDE 2023 QUICK FACTS

**LOCATION:** Tuscaloosa, Ala.  
**FOUNDED:** April 12, 1831  
**ENROLLMENT:** 38,320  
**NICKNAME:** Crimson Tide  
**COLORS:** Crimson and White  
**STADIUM:** Bryant-Denny Stadium (100,077)  
**PLAYING SURFACE:** Prescription Athletic Turf (Natural Grass)  
**FIRST GAME:** Oct. 4, 1929 – Alabama 22, Ole Miss 7  
**HOME RECORD:** 587-137-25 (.800)  
**HOME ATTENDANCE:** 692,870 (97.2% capacity)  
**ALL-TIME OVERALL RECORD:** 953-335-43 (.732)

**2022 RECORD:** 11-2  
**2022 SEC RECORD/FINISH:** 6-2/T1-W  
**SEC CHAMPIONSHIPS:** 29 (1933, 34, 37, 45, 53, 61, 64, 65, 66, 71, 72, 73, 74, 75, 77, 78, 79, 81, 89, 92, 99, 2009, 12, 14, 15, 16, 18, 20, 21)  
**BOWL:** AllState Sugar Bowl, W, Alabama (45) vs. Kansas State (20)  
**BOWL APPEARANCES:** 70  
**ALL-TIME BOWL RECORD:** 42-25-3  
**LAST BOWL APPEARANCE:** AllState Sugar Bowl, New Orleans, Dec. 31, 2022

### 2022 RESULTS

**11-2 Overall • 6-2 SEC**  
**Home: 7-0 Away: 3-2 Neutral: 1-0 vs. Top 25: 5-2**  
 Sept. 3 [1/1] UTAH STATE (rv/rv) W, 55-0 98,321  
 Sept. 10 [1/1] at Texas (rv/22) W, 20-19 105,213  
 Sept. 17 [2/1] ULM W, 63-7 98,433  
 Sept. 24 [2/2] VANDERBILT\* W, 55-3 96,246  
 Oct. 1 [2/2] at Arkansas (20/19)\* W, 49-26 75,579  
 Oct. 8 [1/1] TEXAS A&M (rv/rv)\* W, 24-20 100,077  
 Oct. 15 [3/1] at Tennessee (6/8)\* L, 49-52 101,915  
 Oct. 22 [6/6] MISSISSIPPI STATE (24/24)\* W, 30-6 100,077  
 Nov. 5 [6/6] at LSU (15/17)\* L, 31-32 OT 102,321  
 Nov. 12 [10/11] at Ole Miss (11/9)\* W, 30-24 65,923  
 Nov. 19 [8/8] AUSTIN PEAY W, 34-0 99,639  
 Nov. 26 [8/7] AUBURN\* W, 49-27 100,077  
 Dec. 31 [5/5] vs Kansas State (11/9) W, 45-20 60,437  
 AllState Sugar Bowl • New Orleans, Louisiana  
 \*SEC Game  
 [AP/Coaches] – Denotes team ranking at the time of the game;  
 (AP/Coaches) – Denotes opponent ranking at the time of the game

## 2023 ALPHABETICAL ROSTER

No.	Name	POS	HT	WT	CL	Hometown
13	Cole Adams	WR	5-10	186	Fr.	Owasso, Okla.
35	Jeremiah Alexander	LB	6-2	249	R-Fr.	Alabaster, Ala.
73	Olaus Alinen	OL	6-6	326	Fr.	Pori, Finland
23	Trey Amos	DB	6-1	197	Sr.	New Iberia, La.
3	Terrion Arnold	DB	6-0	196	R-So.	Tallahassee, Fla.
51	Noland Asberry	LB	6-1	190	So.	Mobile, Ala.
56	JD Baird	LB	5-8	190	So.	Tuscaloosa, Ala.
59	Anquin Barnes Jr.	DL	6-5	314	R-So.	Montgomery, Ala.
98	Upton Bellenfant	P	6-2	175	So.	Murfreesboro, Tenn.
27	Jonathan Bennett	RB	5-8	180	Sr.	Birmingham, Ala.
11	Malik Benson	WR	6-1	195	Jr.	Lansing, Kan.
40	Kendrick Blackshire	LB	6-2	233	Jr.	Duncanville, Texas
17	Isaiah Bond	WR	5-11	182	So.	Buford, Ga.
52	Tyler Booker	OL	6-5	335	So.	New Haven, Conn.
41	Chris Braswell	LB	6-3	255	Sr.	Baltimore, Md.
58	James Brockmeyer	OL	6-3	285	R-So.	Fort Worth, Texas
7	Ja'Corey Brooks	WR	6-2	195	Jr.	Miami, Fla.
8	Tyler Buchner	QB	6-1	215	R-So.	San Diego, Calif.
86	James Burnip	P	6-6	220	R-Jr.	Mount Macedon, Victoria AU
98	Jamil Burroughs	DL	6-3	309	R-Jr.	Powder Springs, Ga.
3	Jermaine Burton	WR	6-0	194	Sr.	Calabasas, Calif.
48	Prince Butler	DB	6-1	200	So.	Alexandria, Va.
30	Jihaad Campbell	LB	6-3	230	So.	Erial, N.J.
16	Cade Carruth	QB	6-1	195	So.	Trussville, Ala.
52	Braylon Chatman	LB	6-0	200	Fr.	Trussville, Ala.
42	MJ Chirgwin	WR	6-0	195	So.	Huntington Beach, Calif.
35	Zarian Courtney	WR	6-2	183	Sr.	Arlington, Texas
71	Darrian Dalcourt	OL	6-3	310	Gr.	Havre de Grace, Md.
46	Chase Davis	DB	6-1	182	So.	Tuscaloosa, Ala.
36	Sawyer Deerman	WR	5-10	175	Fr.	Northport, Ala.
81	CJ Dippre	TE	6-5	257	Jr.	Scranton, Pa.
2	Caleb Downs	DB	6-0	203	Fr.	Hoschton, Ga.
92	Justin Eboigbe	DL	6-5	292	R-Sr.	Forest Park, Ga.
43	Robert Ellis	TE	6-0	220	Sr.	Enterprise, Ala.
69	Terrence Ferguson II	OL	6-4	318	R-So.	Fort Valley, Ga.
39	KJ Fleming	WR	5-10	150	So.	Macomb Township, Mich.
54	Kyle Flood Jr.	LB	6-0	212	Sr.	Middlesex, N.J.
75	Wilkin Formby	OL	6-7	320	Fr.	Tuscaloosa, Ala.
46	Peyton Fox	TE	6-4	225	So.	Pelham, Ala.
41	JR Gardner	RB	5-11	185	Fr.	Gulf Shores, Ala.
95	Monkell Goodwine	DL	6-4	290	R-So.	Upper Marlboro, Md.
82	Jalen Hale	WR	6-1	189	Fr.	Longview, Texas
16	Jaren Hamilton	WR	6-1	200	Fr.	Gainesville, Fla.
96	Reed Harradine	PK	6-3	185	Fr.	Birmingham, Ala.
99	Isaiah Hastings	DL	6-4	290	R-Fr.	Toronto, Canada
22	Justice Haynes	RB	5-11	205	Fr.	Buford, Ga.
24	Emmanuel Henderson Jr.	WR	6-1	185	So.	Hartford, Ala.
48	Kneeland Hibbett	SN	6-2	245	Jr.	Florence, Ala.
66	Baker Hickman	OL	6-3	315	Fr.	Tuscaloosa, Ala.
94	Edric Hill	DL	6-3	294	Fr.	Kansas City, Mo.
63	Wilder Hines	OL	6-2	240	So.	Birmingham, Ala.
10	Eli Holstein	QB	6-4	237	Fr.	Zachary, La.
18	Brayson Hubbard	DB	6-2	195	Fr.	Ocean Springs, Miss.
25	Jahlil Hurley	DB	6-2	170	Fr.	Florence, Ala.
39	Jake Ivie	DB	6-0	205	Fr.	Alabaster, Ala.
36	Ian Jackson	LB	6-1	235	R-So.	Prattville, Ala.
28	Justin Jefferson	LB	6-1	225	Jr.	Memphis, Tenn.
14	Thaiu Jones-Bell	WR	6-0	198	R-Jr.	Hallandale, Fla.
31	Keon Keeley	LB	6-5	242	Fr.	Tampa, Fla.
96	Tim Keenan III	DL	6-2	338	R-So.	Birmingham, Ala.
22	Jaylen Key	DB	6-2	210	Gr.	Tallahassee, Fla.
12	Antonio Kite	DB	6-1	182	R-Fr.	Anniston, Ala.
88	Miles Kitselman	TE	6-5	250	Jr.	Lyndon, Kan.
19	Keanu Koht	LB	6-4	232	R-So.	Vero Beach, Fla.
93	Jah-Marien Latham	DL	6-3	275	R-Jr.	Reform, Ala.
65	JC Latham	OL	6-6	335	Jr.	Oak Creek, Wis.
19	Kendrick Law	WR	5-11	201	So.	Shreveport, La.
32	Deontae Lawson	LB	6-2	230	R-So.	Mobile, Ala.
87	Danny Lewis Jr.	TE	6-5	255	R-Fr.	New Iberia, La.
20	Earl Little II	DB	6-1	186	R-Fr.	Fort Lauderdale, Fla.
89	Ty Lockwood	TE	6-5	234	Fr.	Thompson's Station, Tenn.

No.	Name	POS	HT	WT	CL	Hometown
12	Dylan Lonergan	QB	6-2	212	Fr.	Snellville, Ga.
32	Jay Loper Jr.	WR	5-11	180	So.	Daphne, Ala.
28	Michael Lorino III	RB	5-9	185	So.	Birmingham, Ala.
17	Trezmen Marshall	LB	6-1	236	R-Jr.	Homerville, Ga.
38	Allijah May	DB	5-11	195	Jr.	Pinson, Ala.
2	Jase McClellan	RB	5-11	212	Sr.	Aledo, Texas
45	Caleb McDougale	DB	5-11	207	Jr.	Muscle Shoals, Ala.
	1Kool-Aid McKinstry	DB	6-1	195	Jr.	Birmingham, Ala.
56	Seth McLaughlin	OL	6-4	301	Sr.	Buford, Ga.
34	Coby McNeal	TE	6-5	250	R-So.	Dothan, Ala.
56	Miles McVay	OL	6-6	350	Fr.	East Saint Louis, Ill.
24	Jam Miller	RB	5-10	211	So.	Tyler, Texas
4	Jalen Milroe	QB	6-2	220	R-So.	Katy, Texas
27	Tony Mitchell	DB	6-2	205	Fr.	Alabaster, Ala.
55	Roq Montgomery	OL	6-3	332	Fr.	Anniston, Ala.
13	Malachi Moore	DB	6-0	198	Sr.	Trussville, Ala.
43	Shawn Murphy	LB	6-2	225	R-Fr.	Manassas, Va.
48	Hayden Neighbors	WR	6-3	185	Jr.	Huntsville, Ala.
84	Amari Niblack	TE	6-4	233	So.	Saint Petersburg, Fla.
91	Jaheim Oatis	DL	6-5	328	So.	Columbia, Miss.
50	Brock O'Quinn	SN	6-1	210	Fr.	Southlake, Texas
33	Hunter Osborne	DL	6-4	275	Fr.	Trussville, Ala.
45	Robbie Ouzts	TE	6-4	258	Jr.	Rock Hill, S.C.
44	Damon Payne Jr.	DL	6-4	303	R-So.	Belleville, Mich.
47	Kolby Peavy	DB	6-1	180	Fr.	Monroeville, Ala.
53	Vito Perri	LB	5-11	178	R-Fr.	Alpharetta, Ga.
97	Khurtiss Perry	DL	6-2	265	R-Fr.	Pike Road, Ala.
62	Davis Peterson	OL	6-1	235	Fr.	Birmingham, Ala.
42	Yhonzae Pierre	LB	6-3	223	Fr.	Eufaula, Ala.
21	Jake Pope	DB	6-1	192	R-Fr.	Buford, Ga.
49	Jax Porter	TE	6-6	232	R-Fr.	Dallas, Texas
80	Kobe Prentice	WR	5-10	182	So.	Calera, Ala.
18	Shazz Preston	WR	6-0	202	R-Fr.	Saint James, La.
57	Elijah Pritchett	OL	6-6	312	R-Fr.	Columbus, Ga.
74	Kadyn Proctor	OL	6-7	354	Fr.	Des Moines, Iowa
16	Will Reichard	PK	6-1	194	Gr.	Hoover, Ala.
90	Jordan Renaud	DL	6-4	261	Fr.	Sarasota, Fla.
29	Dezz Ricks	DB	6-1	182	Fr.	Norfolk, Va.
77	Jaeden Roberts	OL	6-5	316	R-So.	Houston, Texas
34	Quandarius Robinson	LB	6-5	231	Sr.	Birmingham, Ala.
68	Billy Roby	DL	5-11	245	Fr.	Huntsville, Ala.
37	Ty Roper	DB	5-8	189	So.	Foley, Ala.
44	Tonio Ross	WR	6-2	180	Fr.	Alexandria, Ala.
61	Graham Roten	OL	6-3	285	Jr.	Fairview, Tenn.
52	Alex Rozier	SN	6-4	220	So.	Hattiesburg, Miss.
49	Qua Russaw	LB	6-2	242	Fr.	Montgomery, Ala.
33	Walter Sansing	DB	5-10	160	Fr.	Homewood, Ala.
97	Reid Schuback	PK	6-0	185	Jr.	Poway, Calif.
99	Nick Serpa	P	6-4	215	So.	Foothill Ranch, Calif.
15	Ty Simpson	QB	6-2	203	R-Fr.	Martin, Tenn.
44	Charlie Skehan	TE	6-1	232	Sr.	Columbia, S.C.
8	DeVonta Smith	DB	6-0	194	Jr.	Cincinnati, Ohio
47	James Smith	DL	6-3	296	Fr.	Montgomery, Ala.
58	Jordan Smith	LB	5-10	210	Sr.	Chelsea, Ala.
64	Mac Smith	OL	6-3	270	Fr.	Birmingham, Ala.
50	Tim Smith	DL	6-4	302	Sr.	Gifford, Fla.
33	Jack Standeffer	WR	5-10	160	So.	Tuscaloosa, Ala.
11	Kristian Story	DB	6-1	211	Sr.	Lanett, Ala.
31	Conor Talty	PK	6-1	195	Fr.	Chicago, Ill.
47	Adam Thorland	TE	6-5	232	Jr.	Walhalla, S.C.
15	Dallas Turner	LB	6-4	242	Jr.	Fort Lauderdale, Fla.
49	Conner Warhurst	DB	6-2	190	Fr.	Russellville, Ala.
53	Kade Wehby	SN	5-9	185	Jr.	Plantation, Fla.
55	Bennett Whisenhunt	LB	6-1	222	Sr.	Vestavia Hills, Ala.
85	Lane Whisenhunt	LB	6-2	285	Fr.	Vestavia Hills, Ala.
5	Roydell Williams	RB	5-10	214	Sr.	Hueytown, Ala.
37	Sam Willoughby	WR	5-10	165	Sr.	Vestavia Hills, Ala.
39	Peyton Yates	DB	5-10	180	So.	Eads, Tenn.
25	Richard Young	RB	5-11	200	Fr.	Lehigh Acres, Fla.

# YEAR-BY-YEAR RECORDS

Year	Coach	SEC	SEC Finish	Overall	Bowls
1892	E.N. Beaumont			2-2	
1893	Eli Abbott			0-4	
1894	Eli Abbott			3-1	
1895	Eli Abbott			0-4	
1896	Otto Wagonhurst			2-1	
1897	Allen McCants			1-0	
1898	No Team				
1899	W.A. Hartin			3-1	
1900	M. Griffin			2-3	
1901	M.H. Harvey			2-1-2	
1902	Eli Abbott, J.O. Heyworth			4-4	
1903	W.B. Blount			3-4	
1904	W.B. Blount			7-3	
1905	Jack Leavenworth			6-4	
1906	J.W.H. Pollard			5-1	
1907	J.W.H. Pollard			5-1-2	
1908	J.W.H. Pollard			6-1-1	
1909	J.W.H. Pollard			5-1-2	
1910	Guy S. Lowman			4-4	
1911	D.V. Graves			5-2-2	
1912	D.V. Graves			5-3-1	
1913	D.V. Graves			6-3	
1914	D.V. Graves			5-4	
1915	Thomas Kelly			6-2	
1916	Thomas Kelly			6-3	
1917	Thomas Kelly			5-2-1	
1918	No Team				
1919	Xen C. Scott			8-1	
1920	Xen C. Scott			10-1	
1921	Xen C. Scott			5-4-2	
1922	Xen C. Scott			6-3-1	
1923	Wallace Wade			7-2-1	
1924	Wallace Wade			8-1	
1925	Wallace Wade			10-0	Rose
1926	Wallace Wade			9-0-1	Rose
1927	Wallace Wade			5-4-1	-
1928	Wallace Wade			6-3	-
1929	Wallace Wade			6-3	-
1930	Wallace Wade			10-0	Rose
1931	Frank W. Thomas			9-1	-
1932	Frank W. Thomas			8-2	-
1933	Frank W. Thomas	5-0-1	1	7-1-1	-
1934	Frank W. Thomas	7-0	1t	10-0	Rose
1935	Frank W. Thomas	4-2	5	6-2-1	-
1936	Frank W. Thomas	5-0-1	2	8-0-1	-
1937	Frank W. Thomas	6-0	1	9-1	Rose
1938	Frank W. Thomas	4-1-1	2t	7-1-1	-
1939	Frank W. Thomas	2-3-1	8	5-3-1	-
1940	Frank W. Thomas	4-2	4	7-2	-
1941	Frank W. Thomas	5-2	3	9-2	Cotton
1942	Frank W. Thomas	4-2	5	8-3	Orange
1943	No Team				
1944	Frank W. Thomas	3-1-2	3t	5-2-2	Sugar
1945	Frank W. Thomas	6-0	1	10-0	Rose
1946	Frank W. Thomas	4-3	6	7-4	-
1947	H.D. "Red" Drew	5-2	3	8-3	Sugar
1948	H.D. "Red" Drew	4-4-1	6t	6-4-1	-
1949	H.D. "Red" Drew	4-3-1	6	6-3-1	-
1950	H.D. "Red" Drew	6-2	3	9-2	-
1951	H.D. "Red" Drew	3-5	7t	5-6	-
1952	H.D. "Red" Drew	4-2	4	4-2	Orange
1953	H.D. "Red" Drew	4-0-3	1	6-3-3	Cotton
1954	H.D. "Red" Drew	3-3-2	6t	4-5-2	-
1955	J.B. "Ears" Whitworth	0-7	12	0-10	-
1956	J.B. "Ears" Whitworth	2-5	8t	2-7-1	-
1957	J.B. "Ears" Whitworth	1-6-1	11	2-7-1	-
1958	Paul "Bear" Bryant	3-4-1	6t	5-4-1	-
1959	Paul "Bear" Bryant	4-1-2	4	7-2-2	Liberty
1960	Paul "Bear" Bryant	5-1-1	3	8-1-2	Bluebonnet
1961	Paul "Bear" Bryant	7-0	1t	11-0	Sugar
1962	Paul "Bear" Bryant	6-1	2	10-1	Orange
1963	Paul "Bear" Bryant	6-2	3	9-2	Sugar
1964	Paul "Bear" Bryant	8-0	1	10-1	Orange
1965	Paul "Bear" Bryant	6-1-1	1	9-1-1	Orange
1966	Paul "Bear" Bryant	6-0	1t	11-0	Sugar
1967	Paul "Bear" Bryant	5-1	2	8-2-1	Cotton
1968	Paul "Bear" Bryant	4-2	3t	8-3	Gator
1969	Paul "Bear" Bryant	2-4	8	6-5	Liberty
1970	Paul "Bear" Bryant	3-4	7t	6-5-1	Bluebonnet
1971	Paul "Bear" Bryant	7-0	1	11-1	Orange
1972	Paul "Bear" Bryant	7-1	1	10-2	Cotton
1973	Paul "Bear" Bryant	8-0	1	11-1	Sugar
1974	Paul "Bear" Bryant	6-0	1	11-1	Orange
1975	Paul "Bear" Bryant	6-0	1	11-1	Sugar
1976	Paul "Bear" Bryant	5-2	3	9-3	Liberty
1977	Paul "Bear" Bryant	7-0	1t	11-1	Sugar
1978	Paul "Bear" Bryant	6-0	1	11-1	Sugar
1979	Paul "Bear" Bryant	6-0	1	12-0	Sugar
1980	Paul "Bear" Bryant	5-1	2t	10-2	Cotton
1981	Paul "Bear" Bryant	6-0	1t	9-2-1	Cotton
1982	Paul "Bear" Bryant	3-3	6t	8-4	Liberty
1983	Ray Perkins	4-2	3t	8-4	Sun
1984	Ray Perkins	2-4	7t	5-6	-
1985	Ray Perkins	4-1-1	2t	9-2-1	Aloha
1986	Ray Perkins	4-2	2t	10-3	Sun
1987	Bill Curry	4-2	4t	7-5	Hall of Fame
1988	Bill Curry	4-3	4t	9-3	Sun
1989	Bill Curry	6-1	1t	10-2	Sugar
1990	Gene Stallings	5-2	2t	7-5	Fiesta
1991	Gene Stallings	6-1	2	11-1	Blockbuster
1992	Gene Stallings	8-0	1	13-0	Sugar
1993	Gene Stallings	# 0-8	-	# 1-12	Gator
1994	Gene Stallings	8-0	1-W	12-1	Citrus
1995	Gene Stallings	5-3	-	8-3	-
1996	Gene Stallings	6-2	1-W	10-3	Outback
1997	Mike DuBose	2-6	T5-W	4-7	-
1998	Mike DuBose	4-4	3-W	7-5	Music City

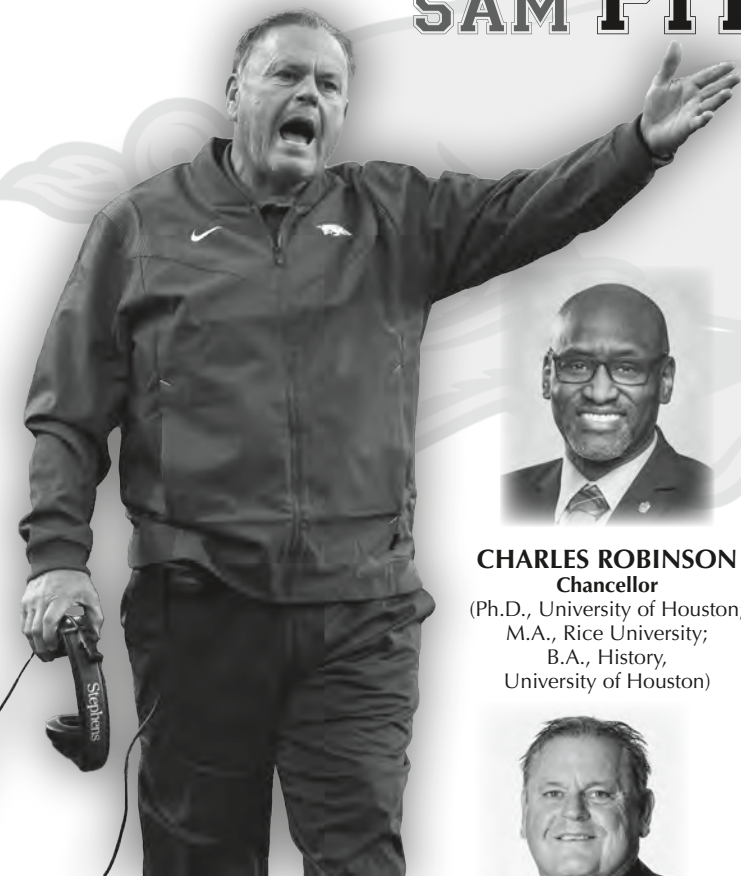
Year	Coach	SEC	SEC Finish	Overall	Bowls
1999	Mike DuBose	7-1	1-W	10-3	Orange
2000	Mike DuBose	3-5	6-W	3-8	-
2001	Dennis Franchione	4-4	T3-W	7-5	Independence
2002	Dennis Franchione	6-2	-	10-3	-
2003	Mike Shula	2-6	-	4-9	-
2004	Mike Shula	3-5	T3-W	6-6	Music City
2005	Mike Shula	0-2	6-W	0-2	Cotton
(Originally 10-2 with 10 wins vacated by NCAA ruling)					
2006	Mike Shula	0-6	6-W	0-7	Independence
(Originally 6-7 with 6 wins vacated by NCAA ruling)					
2007	Nick Saban	1-4	5-W	2-6	Independence
(Originally 7-6 with 5 wins vacated by NCAA ruling)					
2008	Nick Saban	8-0	1-W	12-2	Sugar
2009	Nick Saban	8-0	1-W	14-0	BCS NCG
2010	Nick Saban	5-3	4-W	10-3	Capital One
2011	Nick Saban	7-1	2-W	12-1	BCS NCG
2012	Nick Saban	7-1	1-W	13-1	BCS NCG
2013	Nick Saban	7-1	2-W	11-2	Sugar
2014	Nick Saban	7-1	1-W	12-2	Sugar
2015	Nick Saban	7-1	1-W	14-1	Cotton & CFP NCG
2016	Nick Saban	8-0	1-W	14-1	Peach & CFP NCG
2017	Nick Saban	7-1	T1-W	13-1	Sugar & CFP NCG
2018	Nick Saban	8-0	1-W	14-1	Orange & CFP NCG
2019	Nick Saban	6-2	2-W	11-2	Citrus
2020	Nick Saban	10-0	1-W	13-0	Rose & CFP NCG
2021	Nick Saban	7-1	1-W	13-2	Cotton & CFP NCG
2022	Nick Saban	6-2	T1-W	11-2	Sugar

# Includes forfeits imposed by NCAA

## BOWL RESULTS 42-25-3

Bowl	Opponent	Result	Date
Rose	Washington	W 20-19	1-1-26
Rose	Stanford	T 7-7	1-1-27
Rose	Washington State	W 24-0	1-1-31
Rose	Stanford	W 29-13	1-1-35
Rose	California	L 13-0	1-1-38
Cotton	Texas A&M	W 29-21	1-1-42
Orange	Boston College	W 37-21	1-1-43
Sugar	Duke	L 26-29	1-1-45
Rose	Southern Cal	W 34-14	1-1-46
Sugar	Texas	L 7-27	1-1-48
Orange	Syracuse	W 61-6	1-1-53
Cotton	Rice	L 6-28	1-1-54
Liberty	Penn State	L 0-7	12-9-59
Bluebonnet	Texas	T 3-3	12-17-60
Sugar	Arkansas	W 10-3	1-1-62
Orange	Oklahoma	W 17-0	1-1-63
Sugar	Ole Miss	W 12-7	1-1-64
Orange	Texas	L 17-21	1-1-65
Orange	Nebraska	W 39-28	1-1-66
Sugar	Nebraska	W 34-7	1-2-67
Cotton	Texas A&M	L 16-20	1-1-68
Gator	Missouri	L 10-35	12-28-68
Liberty	Colorado	L 33-47	12-13-69
Bluebonnet	Oklahoma	T 24-24	12-31-70
Orange	Nebraska	L 6-38	1-1-72
Cotton	Texas	L 13-17	1-1-73
Sugar	Notre Dame	L 23-24	1-1-74
Orange	Notre Dame	L 11-13	1-1-75
Sugar	Penn State	W 13-6	12-31-75
Liberty	UCLA	W 36-6	12-20-76
Sugar	Ohio State	W 35-6	1-2-78
Sugar	Penn State	W 14-7	1-1-79
Sugar	Arkansas	W 24-9	1-1-80
Cotton	Baylor	W 30-2	1-1-81
Cotton	Texas	L 12-14	1-1-82
Liberty	Illinois	W 21-15	12-29-82
Sun	Southern Methodist	W 28-7	12-24-83
Aloha	Southern Cal	W 24-3	12-28-83
Sun	Washington	W 28-6	12-25-86
Hall of Fame	Michigan	L 24-28	1-2-88
Sun	Army	W 29-28	12-29-88
Sugar	Miami (Florida)	L 25-33	1-1-90
Fiesta	Louisville	L 7-35	1-1-91
Blockbuster	Colorado	W 30-25	12-28-91
Sugar	Miami (Florida)	W 34-13	1-1-93
Gator	North Carolina	W 24-10	12-31-93
Citrus	Ohio State	W 24-17	1-2-95
Outback	Michigan	W 17-14	1-1-97
Music City	Virginia Tech	L 7-38	12-29-98
Orange	Michigan	L 34-35 (OT)	1-1-00
Independence	Iowa State	W 14-13	12-27-01
Music City	Minnesota	L 16-20	12-31-04
Cotton	Texas Tech	W 13-10	1-2-06
Independence	Oklahoma State	L 31-34	12-28-06
Independence	Colorado	W 30-24	12-30-07
Sugar	Utah	L 17-31	1-2-09
BCS NCG	Texas	W 37-21	1-7-10
Capital One Bowl	Michigan State	W 49-7	1-1-11
BCS NCG	LSU	W 21-0	1-9-12
BCS NCG	Notre Dame	W 42-14	1-7-13
Sugar	Oklahoma	L 31-45	1-2-14
Sugar	Ohio State	L 35-42	1-1-15
Cotton	Michigan State	W 38-0	12-31-15
Peach Bowl	Washington	W 24-7	12-31-16
Sugar	Clemson	W 24-6	1-1-18
Orange	Oklahoma	W 45-34	12-27-18
Citrus	Michigan	W 35-16	1-1-20
Rose	Notre Dame	W 31-14	1-1-21
Cotton	Cincinnati	W 27-6	12-31-21
Sugar	Kansas State	W 45-20	12-31-22

# SAM PITTMAN



**CHARLES ROBINSON**  
Chancellor  
(Ph.D., University of Houston;  
M.A., Rice University;  
B.A., History,  
University of Houston)



**SAM PITTMAN**  
Head Football Coach  
(Pittsburg State (Kan.),  
'86)



**HUNTER YURACHEK**  
Vice Chancellor/  
Athletics Director  
(Guilford, '90)



**DR. PAUL ADAMS**  
Faculty Representative  
(LSU, '92)

## RAZORBACKS 2023

Sept. 2	WESTERN CAROLINA
Sept. 9	KENT STATE
Sept. 16	BYU
Sept. 23	at LSU*
Sept. 30	vs Texas A&M* (Arlington)
Oct. 7	at Ole Miss*
Oct. 14	at Alabama
Oct. 21	MISSISSIPPI STATE
Oct. 28	Open
Nov. 4	at Florida
Nov. 11	AUBURN*
Nov. 18	FIU
Nov. 24	MISSOURI*

\*SEC Game  
**BOLD** denotes home game

## ASSISTANT COACHES

**JIMMY SMITH** (Fayetteville State '02) Associate Head Coach/Running Backs

**SCOTT FOUNTAIN** (Samford '88) Assistant Head Coach/Special Teams Coordinator

**DAN ENOS** Offensive Coordinator

**TRAVIS WILLIAMS** (Auburn '05) Defensive Coordinator

**MARCUS WOODSON** (Ole Miss '03) Co-Defensive Coordinator

**DEKE ADAMS** (Southern Miss '95) Defensive Line

**KENNY GUITON** (Ohio State '13) Wide Receivers

**CODY KENNEDY** (Southeastern Louisiana '12) Offensive Line

**MORGAN TURNER** (Illinois '09) Tight Ends

**DERON WILSON** (Southern Miss '13) Secondary

**BEN SOWDERS** (Western Kentucky '08) Director of Strength & Conditioning

## SUPPORT STAFF

**PATRICK DOHERTY** Football Chief of Staff

**AMANDA GILPIN** Director of Football Operations

**HOMETOWN:** El Reno, Oklahoma

**ALMA MATER:** Pittsburg State (1986)

**COACHING EXPERIENCE:** Princeton (Mo.) HS (HC, 1987-88); Trenton (Mo.) HS (HC, 1989-90); Hutchinson (Kan.) CC (OL, 1991); Hutchinson (Kan.) CC (HC, 1992-93); Northern Illinois (OL, 1994-95); Cincinnati (OT/TEs, 1996); Oklahoma (OL, 1997-98); Western Michigan (Assistant Coach, 1999) Missouri (OL, 2000); Kansas (OL, 2001); Northern Illinois (OL, 2003); Northern Illinois (Assistant Head Coach/OL, 2004-06); North Carolina (OL, 2007-10); North Carolina (Associate Head Coach/OL, 2011); Tennessee (OL, 2012); Arkansas (Assistant Head Coach/OL/Recruiting Coordinator, 2013-15); Georgia (OL, 2016-2018); Georgia (Associate Head Coach/OL, 2019).

**PLAYING EXPERIENCE:** 1980-83 Pittsburg State; First team NAIA All-American, twice All-Conference... inducted into PSU Athletics Hall of Fame in 1998.

**BORN:** Nov. 28, 1961

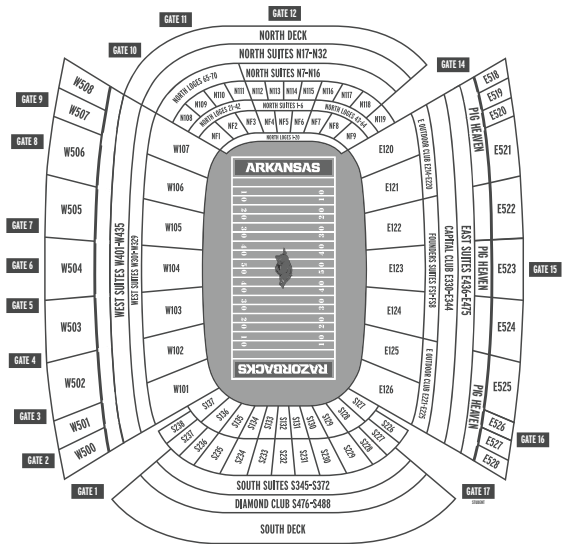
**WIFE:** Jamie





### YEAR-BY-YEAR

Year	School	Conf.	Pct.	All	Pct.	Bowl
1992	Hutchinson CC	2-3-1	.400	5-4-1	.556	
1993	Hutchinson CC	4-2	.667	6-5	.545	Valley of the Sun
2020	Arkansas	3-7	.300	3-7	.300	
2021	Arkansas	4-4	.500	9-4	.692	Outback
2022	Arkansas	3-5	.375	7-6	.539	Liberty
<b>TOTALS</b>		<b>16-21-1</b>	<b>.500</b>	<b>30-22-1</b>	<b>.576</b>	<b>5 Years</b>
<b>Arkansas Record</b>		<b>10-16</b>	<b>.417</b>	<b>19-17</b>	<b>.528</b>	<b>3 Years</b>
Hutchinson Record		6-5-1	.545	11-9-1	.550	2 Years
<b>BOWL RECORD:</b>		<b>2-1</b>	<b>.667</b>			



### RAZORBACKS 2023 QUICK FACTS

**LOCATION:** Fayetteville, Ark.  
**FOUNDED:** 1871  
**ENROLLMENT:** 30,936  
**NICKNAME:** Razorbacks  
**COLORS:** Cardinal and White  
**STADIUM:** Fayetteville: Donald W. Reynolds Razorback Stadium (76,000); Little Rock: War Memorial Stadium (54,120)  
**PLAYING SURFACE:** Natural Grass (Fayetteville); Field Turf (Little Rock); Matrix Field Turf (Arlington)  
**FIRST GAME:** Sept. 24, 1938 – Arkansas 27, Oklahoma A&M 7  
**HOME RECORD:** 490-215-14 (.691)  
**HOME ATTENDANCE:** 512,087  
**ALL-TIME OVERALL RECORD:** 736-531-40 (.579)  
**2022 RECORD/FINISH:** 3-5/5-W  
**2021 SEC RECORD/FINISH:** 3-5/6-W  
**SEC CHAMPIONSHIPS:** 4 – 1995, 1998, 2002, 2006  
**BOWL:** AutoZone Liberty Bowl  
**BOWL APPEARANCES:** 44  
**ALL-TIME BOWL RECORD:** 17-24-3 (.421)  
**LAST BOWL APPEARANCE:** AutoZone Liberty Bowl, Dec. 28, 2022/W, Arkansas (55) vs. Kansas (53)

### 2022 RESULTS

**7-6 Overall • 3-5 SEC**  
**Home: 4-3    Away: 2-2    Neutral: 0-1    vs. Top 25: 2-5**

Sept 3	[19/23] CINCINNATI (23/22)	W, 31-24	74,751
Sept. 10	[16/17] SOUTH CAROLINA* (rv/rv)	W, 44-30	72,437
Sept. 17	[10/11] MISSOURI STATE	W, 38-27	74,133
Sept. 24	[10/10] vs Texas A&M* (23/20)	L, 21-23	68,580
Oct. 1	[20/19] ALABAMA* (2/2)	L, 26-49	75,579
Oct. 8	[rv/25] at Mississippi State* (23/23)	L, 17-40	57,849
Oct. 15	at BYU (rv/rv)	W, 52-35	63,470
Oct. 29	[rv/rv] at Auburn*	W, 41-27	83,792
Nov. 5	[rv/rv] LIBERTY (23/23)	L, 19-21	70,072
Nov. 12	LSU* (7/8)	L, 10-13	73,750
Nov. 19	OLE MISS* (14/14)	W, 42-27	71,365
Nov. 25	[RV/-] at Missouri*	L, 27-29	55,710
Dec. 28	vs Kansas	W, 55-53 (3OT)	52,847

*AutoZone Liberty Bowl • Memphis, Tennessee*

\*SEC Game  
 [AP/Coaches] – Denotes team ranking at the time of the game;  
 (AP/Coaches) – Denotes opponent ranking at the time of the game



## 2023 ALPHABETICAL ROSTER

No.	Name	POS	HT	WT	CL	Hometown
19	Rykar Acebo	QB	6-4	192	R-Fr.	Jonesboro, Ark.
2	Andrew Armstrong	WR	6-4	201	R-Sr.	Dallas, Texas
22	Jezreel Bachert	RB	6-1	212	R-Fr.	Big Sandy, Texas
37	Devin Bale	P	6-3	216	Jr.	La Jolla, Calif.
5	Cameron Ball	DL	6-5	311	R-So.	Atlanta, Ga.
89	Nathan Bax	TE	6-4	252	*R-Sr.	Jefferson City, Mo.
87	Kamron Bibby	WR	6-2	183	R-Fr.	El Dorado, Ark.
11	LaDarius Bishop	DB	6-0	182	*R-Sr.	Ashdown, Ark.
43	Brooks Both	LB	6-0	230	R-Jr.	Harrison, Ark.
78	Joshua Braun	OL	6-6	341	R-Jr.	Live Oak, Fla.
16	Jaylon Braxton	DB	6-0	184	Fr.	Frisco, Texas
17	Tyrone Broden	WR	6-7	197	R-Sr.	Detroit, Mich
74	Luke Brown	OL	6-6	313	Fr.	Paris, Tenn.
71	Brock Burns	OL	6-4	288	R-Fr.	Ozark, Ark.
50	Cole Carson	OL	6-5	303	R-So.	Bogata, Texas
9	Taurean Carter	DL	6-3	295	R-Sr.	Mansfield, Texas
72	Andrew Chamblee	OL	6-6	303	R-Fr.	Maumelle, Ark.
4	Malik Chavis	DB	6-2	195	R-Sr.	Rison, Ark.
17	Hudson Clark	DB	6-2	185	R-Sr.	Dallas, Texas
53	Ty'Kieast Crawford	OL	6-5	317	Sr.	Carthage, Texas
6	Jacolby Criswell	QB	6-1	224	R-Jr.	Morrilton, Ark.
84	Marlon Crockett	WR	6-4	206	R-So.	Searcy, Ark.
36	Jordan Crook	LB	6-0	223	So.	Duncanville, Texas
0	Nico Davillier	DL	6-4	273	So.	Maumelle, Ark.
23	Carson Dean	LB	6-4	232	Fr.	Frisco, Texas
7	Rashod Dubinion	RB	5-10	213	So.	Ellenwood, Ga.
73	Brooks Edmonson	OL	6-4	311	R-Fr.	Bryant, Ark.
31	Max Fletcher	P	6-5	176	So.	Melbourne, Australia
28	Blake Ford	K	6-1	224	R-Fr.	Arlington, Texas
10	Cade Fortin	QB	6-3	215	*R-Sr.	Suwanee, Ga.
86	Kalil Girault	WR	6-0	185	R-So.	Haslet, Texas
0	AJ Green	RB	5-11	205	Jr.	Tulsa, Okla.
3	Antonio Grier	LB	6-1	228	*R-Sr.	Atlanta, Ga.
50	Eric Gregory	DL	6-4	307	R-Sr.	Memphis, Tenn.
66	Kai Hamilton	OL	6-4	303	R-Fr.	Hope, Ark.
83	Chris Harris	WR	5-10	184	R-Jr.	Dumas, Ark.
76	E'Marion Harris	OL	6-7	297	R-Fr.	Little Rock, Ark.
33	Dylan Hasz	DB	5-11	184	Fr.	Bixby, Okla.
9	Luke Hasz	TE	6-3	226	Fr.	Bixby, Okla.
59	Eli Henderson	OL	6-4	293	R-Fr.	Duncan, S.C.
44	Kaden Henley	LB	6-2	228	R-Fr.	Springdale, Ark.
94	Jon Hill	DL	6-5	250	R-So.	Dumas, Ark.
55	JJ Hollingsworth	DL	6-3	271	R-Fr.	Greenland, Ark.
40	Landon Jackson	DL	6-7	269	Jr.	Texarkana, Texas
7	Trajan Jeffcoat	DL	6-4	280	*R-Sr.	Columbia, S.C.
1	KJ Jefferson	QB	6-3	246	3L	Sardis, Miss.
20	Dominique Johnson	RB	6-1	253	R-Jr.	Crowley, Texas
8	Jayden Johnson	DB	6-2	206	Jr.	Cedartown, Ga.
1	Lorando Johnson	DB	6-0	195	TR	Lancaster, Texas
14	RJ Johnson	DB	6-2	172	Fr.	Locust Grove, Ga.

No.	Name	POS	HT	WT	CL	Hometown
30	Ethan Joseph	DB	6-2	203	R-Fr.	Alpharetta, Ga.
75	Patrick Kutas	OL	6-5	303	So.	Memphis, Tenn.
62	Brady Latham	OL	6-5	310	R-Sr.	Jenks, Okla.
46	Owen Lawson	P	6-3	186	R-Jr.	Kansas City, Mo.
21	Jaylen Lewis	DB	6-0	189	R-Fr.	Brownsville, Tenn.
55	Beaux Limmer	OL	6-5	306	R-Sr.	Tyler, Texas
29	Cam Little	K/P	6-2	181	Jr.	Moore, Okla.
37	Devoncy Maloy	DB	5-9	150	R-Sr.	Prosper, Texas
51	Devon Manuel	OL	6-9	310	R-So.	Sunset, La.
11	Sam Mbake	WR	6-3	203	So.	Kennesaw, Ga.
24	Quincey McAdoo	DB	6-2	187	So.	Clarendon, Ark.
39	Aidan McCowan	DB	5-10	155	R-Fr.	Frisco, Texas
2	Dwight McGlothorn	DB	6-2	190	Sr.	Houston, Texas
18	TJ Metcalf	DB	6-1	200	Fr.	Birmingham, Ala.
90	Marcus Miller	DL	6-5	306	R-Sr.	Warren, Ark.
6	John Morgan III	DL	6-2	273	*R-Sr.	Upper Marlboro, Md.
30	Ashton Ngo	LS	5-11	224	Jr.	Andover, Kan.
70	Paris Patterson	OL	6-6	361	Fr.	East St. Louis, Ill.
27	Chris Paul Jr.	LB	6-1	230	R-So.	Cordele, Ga.
34	Jace Petty	WR	5-8	163	R-Fr.	Frisco, Texas
26	Landon Phipps	DB	6-0	187	R-Fr.	Springdale, Ark.
29	John Paul Pickens	DB	6-0	185	R-Fr.	Jonesboro, Ark.
35	Mani Powell	LB	6-3	230	So.	Fayetteville, Ark.
18	Kade Renfro	QB	6-3	201	R-Jr.	Stephenville, Texas
5	Raheim Sanders	RB	6-2	237	Jr.	Rockledge, Fla.
16	Isaiah Sategna	WR	5-11	178	R-Fr.	Fayetteville, Ark.
28	Mason Schueck	LB	6-2	219	R-Fr.	Little Rock, Ark.
60	Payton Simpson	OL	6-4	339	R-Jr.	Bentonville, Ark.
3	Malachi Singleton	QB	6-1	232	Fr.	Kennesaw, Ga.
31	Courtney Snelling	DB	5-11	163	R-Sr.	Little Rock, Ark.
22	Brad Spence	LB	6-2	240	Fr.	Houston, Texas
48	Eli Stein	LS	6-3	234	So.	Cambridge, Wisc.
14	Bryce Stephens	WR	6-0	175	R-So.	Oklahoma City, Okla.
58	Jashaud Stewart	DL	6-2	249	Sr.	Jonesboro, Ark.
67	Josh Street	OL	6-6	308	R-So.	Bentonville, Ark.
54	Joey Su'a	OL	6-4	347	Fr.	Bentonville, Ark.
34	Hunter Talley	TE	6-4	234	R-Fr.	Siloam Springs, Ark.
4	Isaac TeSlaa	WR	6-4	214	Sr.	Hudsonville, Mich.
41	Kyle Thompson	DL	6-3	267	R-Fr.	Aledo, Texas
81	Reid Touchstone	WR	5-8	186	R-Jr.	Flower Mound, Texas
79	Tommy Varhall	OL	6-8	326	R-So.	Overland Park, Kan.
13	Alfahiyim Walcott	DB	6-2	215	*Sr.	Wilmington, N.C.
8	Ty Washington	TE	6-4	244	R-Fr.	Leesburg, Ga.
25	Braylon Watson	DB	6-2	203	R-Fr.	Malvern, Ark.
38	Sladen Webb	DB	5-8	165	R-Jr.	Marion, Ark.
63	Terry Wells	OL	6-5	306	R-So.	Parkin, Ark.
56	Zach Williams	DL	6-4	256	*Sr.	Little Rock, Ark.
13	Jaedon Wilson	WR	6-3	178	R-So.	DeSoto, Texas
19	Dallas Young	DB	6-0	197	Fr.	Gardendale, Ala.

# YEAR-BY-YEAR RECORDS

Year	Coach	SEC	SEC Finish	Overall	Bowls
1894	John C. Futrall			2-1	
1895	John C. Futrall			1-0	
1896	John C. Futrall			2-1	
1897	B.N. Wilson			2-0-1	
1898	B.N. Wilson			2-1	
1899	Colbert Searles			3-1-1	
1900	Colbert Searles			2-1-1	
1901	Charles Thomas			3-5	
1902	Charles Thomas			6-3	
1903	D.A. McDaniel			3-4	
1904	A.D. Brown			4-3	
1905	A.D. Brown			2-6	
1906	F.C. Longman			2-4-2	
1907	F.C. Longman			3-4-1	
1908	Hugo Bezdek			5-4	
1909	Hugo Bezdek			7-0	
1910	Hugo Bezdek			7-1	
1911	Hugo Bezdek			6-2-1	
1912	Hugo Bezdek			4-6	
1913	E.T. Pickering			7-2	
1914	E.T. Pickering			4-5	
1915	T.T. McConnell	1-1	2t	4-2-1	
1916	T.T. McConnell	0-2	5t	4-4	
1917	Norman Paine	0-1-1	6	5-1-1	
1918	Norman Paine	0-1	6t	3-2	
1919	J.B. Craig	1-2	5	3-4	
1920	G.W. McLaren	2-0-1	2	3-2-2	
1921	G.W. McLaren	2-1	3	5-3-1	
1922	Francis Schmidt	1-3	6	5-4	
1923	Francis Schmidt	2-2	4t	6-2-1	
1924	Francis Schmidt	1-2-1	7	7-2-1	
1925	Francis Schmidt	2-2-1	4t	4-4-1	
1926	Francis Schmidt	2-2	3t	5-5	
1927	Francis Schmidt	3-1	3	8-1	
1928	Francis Schmidt	3-1	2	7-2	
1929	Fred Thomsen	3-2	3	7-2	
1930	Fred Thomsen	2-2	5	3-6	
1931	Fred Thomsen	0-4	7	3-5-1	
1932	Fred Thomsen	1-4	7	1-6-2	
1933	Fred Thomsen	4-1	1	7-3-1	Dixie
1934	Fred Thomsen	2-3-1	5	4-4-2	
1935	Fred Thomsen	2-4	5	5-5	
1936	Fred Thomsen	5-1	1	7-3	
1937	Fred Thomsen	3-2-1	3	6-2-2	
1938	Fred Thomsen	1-5	6t	2-7-1	
1939	Fred Thomsen	2-3-1	5	4-5-1	
1940	Fred Thomsen	1-5	6	4-6	
1941	Fred Thomsen	0-6	7	3-7	
1942	George Cole	0-6	7	3-7	
1943	John Tomlin	1-4	5t	2-7	
1944	Glen Rose	2-2-1	3	5-5-1	
1945	Glen Rose	1-5	7	3-7	
1946	John Barnhill	5-1	1t	6-3-2	Cotton
1947	John Barnhill	1-4-1	5t	6-4-1	Dixie
1948	John Barnhill	2-4	5	5-5	
1949	John Barnhill	2-4	6	5-5	
1950	Otis Douglas	1-5	7	2-8	
1951	Otis Douglas	2-4	6	5-5	
1952	Otis Douglas	1-5	7	2-8	
1953	Bowden Wyatt	2-4	5	3-7	
1954	Bowden Wyatt	5-1	1	8-3	Cotton
1955	Jack Mitchell	3-2-1	4	5-4-1	
1956	Jack Mitchell	3-3	4	6-4	
1957	Jack Mitchell	2-4	5t	6-4	
1958	Frank Broyles	2-4	5t	4-6	
1959	Frank Broyles	5-1	1t	9-2	Gator
1960	Frank Broyles	6-1	1	8-3	Cotton
1961	Frank Broyles	6-1	1t	8-3	Sugar
1962	Frank Broyles	6-1	2	9-2	Sugar
1963	Frank Broyles	3-4	4	5-5	
1964	Frank Broyles	7-0	1	11-0	Cotton
1965	Frank Broyles	7-0	1	10-1	Cotton
1966	Frank Broyles	5-2	2t	8-2	
1967	Frank Broyles	3-3-1	5	4-5-1	
1968	Frank Broyles	6-1	1t	10-1	Sugar
1969	Frank Broyles	6-1	2	9-2	Sugar
1970	Frank Broyles	6-1	2	9-2	
1971	Frank Broyles	5-1-1	2	8-3-1	Liberty
1972	Frank Broyles	3-4	4t	6-5	
1973	Frank Broyles	3-3-1	4t	5-5-1	
1974	Frank Broyles	3-3-1	4t	6-4-1	
1975	Frank Broyles	6-1	1t	10-2	Cotton
1976	Frank Broyles	3-4-1	6	5-5-1	
1977	Lou Holtz	7-1	2	11-1	Orange
1978	Lou Holtz	6-2	2t	9-2-1	Fiesta
1979	Lou Holtz	7-1	1t	10-2	Sugar
1980	Lou Holtz	3-5	6t	7-5	Hall of Fame
1981	Lou Holtz	5-3	4	8-4	Gator

Year	Coach	SEC	SEC Finish	Overall	Bowls
1982	Lou Holtz	5-2-1	3	9-2-1	Bluebonnet
1983	Lou Holtz	4-4	5	6-5	
1984	Ken Hatfield	5-3	3t	7-4-1	Liberty
1985	Ken Hatfield	6-2	2t	10-2	Holiday
1986	Ken Hatfield	6-2	2t	9-3	Orange
1987	Ken Hatfield	5-2	2t	9-4	Liberty
1988	Ken Hatfield	7-0	1	10-2	Cotton
1989	Ken Hatfield	7-1	1	10-2	Cotton
1990	Jack Crowe	1-7	7	3-8	
1991	Jack Crowe	5-3	2t	6-6	Independence
1992	Jack Crowe/Joe Kines	3-4-1	4-W	3-7-1	
1993	Danny Ford	#4-3-1	2-W	#6-4-1	
1994	Danny Ford	2-6	T4-W	4-7	
1995	Danny Ford	6-2	1-W	8-5	Carquest
1996	Danny Ford	2-6	5-W	4-7	
1997	Danny Ford	2-6	T5-W	4-7	
1998	Houston Nutt	6-2	T1-W	9-3	Citrus
1999	Houston Nutt	4-4	T3-W	8-4	Cotton
2000	Houston Nutt	3-5	T5-W	6-6	Las Vegas
2001	Houston Nutt	4-4	T3-W	7-5	Cotton
2002	Houston Nutt	5-3	T1-W	9-5	Music City
2003	Houston Nutt	4-4	4-W	9-4	Independence
2004	Houston Nutt	3-5	T3-W	5-6	
2005	Houston Nutt	2-6	4-W	4-7	
2006	Houston Nutt	7-1	1-W	10-4	Capital One
2007	Houston Nutt	4-4	T3-W	8-5	^Cotton
2008	Bobby Petrino	2-6	T4-W	5-7	
2009	Bobby Petrino	3-5	T4-W	8-5	Liberty
2010	Bobby Petrino	6-2	T2-W	10-3	Sugar
2011	Bobby Petrino	6-2	3-W	11-2	Cotton
2012	John L. Smith	2-6	6-W	4-8	
2013	Bret Bielema	0-8	7-W	3-9	
2014	Bret Bielema	2-6	7-W	7-6	Texas
2015	Bret Bielema	5-3	T3-W	8-5	Liberty
2016	Bret Bielema	3-5	T5-W	7-6	Belk
2017	Bret Bielema	1-7	7-W	4-8	
2018	Chad Morris	0-8	7-W	2-10	
2019	Chad Morris	0-8	7-W	2-10	
2020	Sam Pittman	3-7	6-W	3-7	
2021	Sam Pittman	4-4	T3-W	9-4	Outback
2022	Sam Pittman	3-5		7-6	Liberty

# Includes game forfeited to Arkansas; Joined SEC in 1992

^ Reggie Herring coached the bowl game

## BOWL RESULTS 17-24-3

Bowl	Opponent	Result	Date
Dixie	Centenary	T 7-7	1-1-34
Cotton	LSU	T 0-0	1-1-47
Dixie	William & Mary	W 21-19	1-1-48
Cotton	Georgia Tech	L 6-14	1-1-55
Gator	Georgia Tech	W 14-7	1-1-60
Cotton	Duke	L 6-7	1-1-61
Sugar	Alabama	L 3-10	1-1-62
Sugar	Ole Miss	L 13-17	1-1-63
Cotton	Nebraska	W 10-7	1-1-65
Cotton	LSU	L 7-14	1-1-66
Sugar	Georgia	W 16-2	1-1-69
Sugar	Ole Miss	L 22-27	1-1-70
Liberty	Tennessee	L 13-14	12-20-71
Cotton	Georgia	W 31-10	1-1-76
Orange	Oklahoma	W 31-6	1-2-78
Fiesta	UCLA	T 10-10	12-25-78
Sugar	Alabama	L 9-24	1-1-80
Hall of Fame	Tulane	W 34-15	12-27-80
Gator	North Carolina	L 27-31	12-28-81
Bluebonnet	Florida	W 28-24	12-31-82
Liberty	Auburn	L 15-21	12-27-84
Holiday	Arizona State	W 18-17	12-22-85
Orange	Oklahoma	L 8-42	1-1-87
Liberty	Georgia	L 17-20	12-29-87
Cotton	UCLA	L 3-17	1-2-89
Cotton	Tennessee	L 27-31	1-1-90
Independence	Georgia	L 15-24	12-29-91
Carquest	North Carolina	L 10-20	12-30-95
Citrus	Michigan	L 31-45	1-1-99
Cotton	Texas	W 27-6	1-1-2000
Las Vegas	UNLV	L 14-31	12-21-00
Cotton	Oklahoma	L 3-10	1-1-01
Music City	Minnesota	L 14-29	12-30-02
Independence	Missouri	W 27-14	12-31-03
Capital One	Wisconsin	L 14-17	1-1-07
Cotton	Missouri	L 7-38	1-1-08
Liberty	East Carolina	W 20-17	1-2-10
Sugar	Ohio State	L 26-31	1-4-11
Cotton	Kansas State	W 29-16	1-6-12
Texas	Texas	W 31-7	12-29-14
Liberty	Kansas State	W 45-23	1-2-16
Belk	Virginia Tech	L 24-35	12-29-16
Outback	Penn State	W 24-10	01-01-22
Liberty	Kansas	W 55-53 (3OT)	12-28-22

# HUGH FREEZE



**DR. CHRISTOPHER B. ROBERTS**  
President  
(Missouri, '90;  
Notre Dame '92 & '94)



**JOHN COHEN**  
Athletics Director  
(Mississippi State, '90  
Missouri, '94)



**HUGH FREEZE**  
Head Football Coach  
(Southern Miss, '92)



**DR. DUANE BRANDON**  
Faculty Representative  
(Christopher Newport '97,  
Virginia Tech '98, '03)

## TIGERS 2023

<b>Sept. 2</b>	<b>UMASS</b>
Sept. 9	at California
<b>Sept. 16</b>	<b>SAMFORD</b>
Sept. 23	at Texas A&M*
<b>Sept. 30</b>	<b>GEORGIA*</b>
Oct. 14	at LSU*
<b>Oct. 21</b>	<b>OLE MISS*</b>
<b>Oct. 28</b>	<b>MISSISSIPPI STATE*</b>
Nov. 4	at Vanderbilt*
Nov. 11	at Arkansas*
<b>Nov. 18</b>	<b>NEW MEXICO STATE</b>
<b>Nov. 25</b>	<b>ALABAMA*</b>

\*SEC Game  
**Bold** denotes home game

**HOMETOWN:** Independence, Mississippi

**ALMA MATER:** Southern Miss, 1992

**COACHING EXPERIENCE:** Head coach, Auburn (2023 – present); head coach, Liberty (2019-22); head coach, Ole Miss (2012-16); head coach, Arkansas State (2011); offensive coordinator, Arkansas State (2010); head coach, Lambuth (2008-09); TE coach, Ole Miss (2006-07); football external asst AD, Ole Miss (2005); head coach, Briarcrest Christian (Tenn.) HS (1995-2004); offensive coordinator/DB, Briarcrest Christian (Tenn.) HS (1992-94)

**COACHING HIGHLIGHTS:** Double-digit win seasons at every school he has coached; Ole Miss three bowl games, first 10-win season, ranked as high as No. 3 nationally, 20 all-SEC players; Liberty school record four bowl games; Arkansas State Sun Belt champion; Lambuth 11-0 record and named AFCA Southeast region coach of the year; two state titles, six regional titles at Briarcrest Christian

**BORN:** September 27, 1969

**WIFE:** Jill

**CHILDREN:** Ragan, Jordan, Madison

## ASSISTANT COACHES

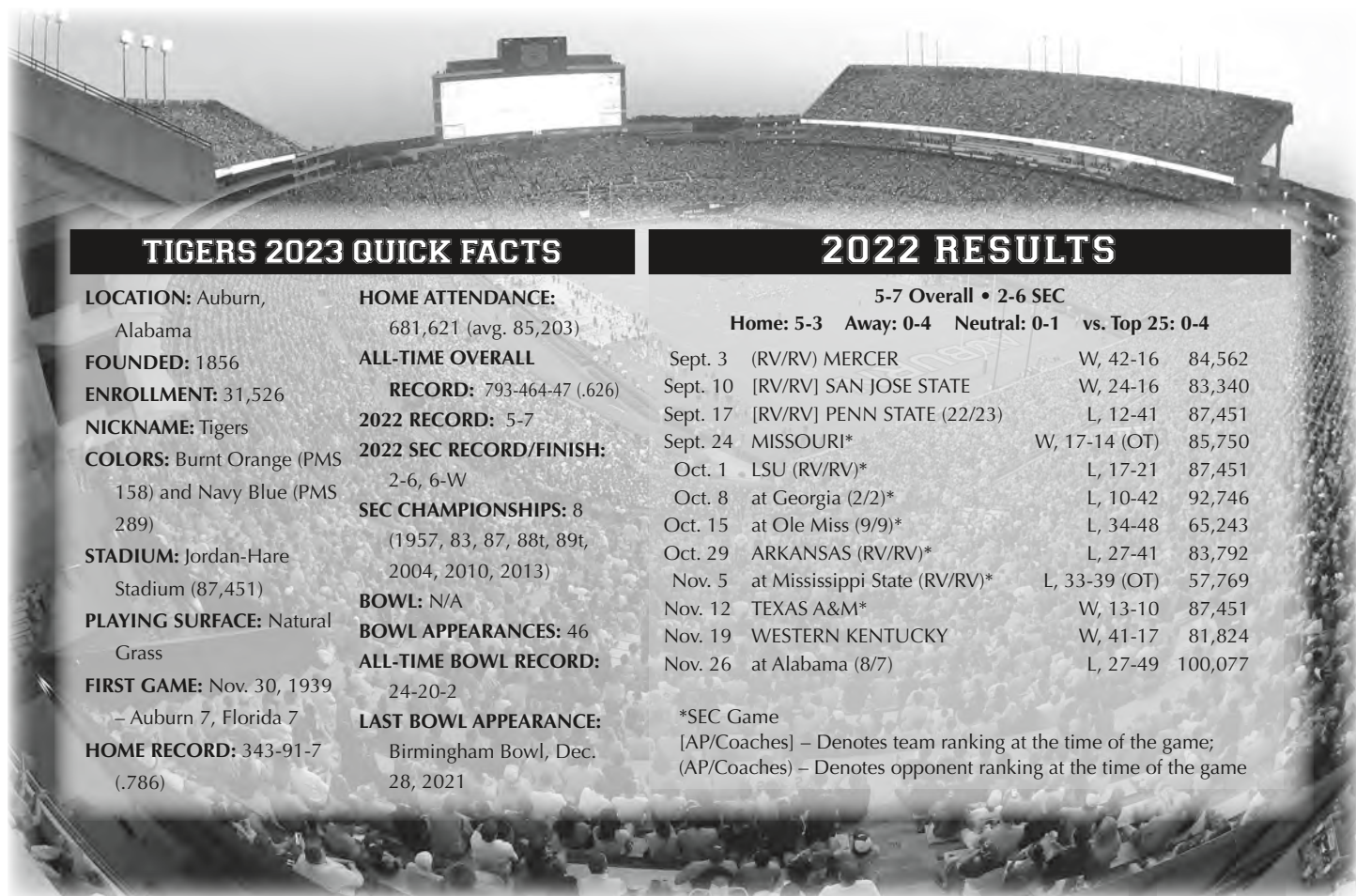
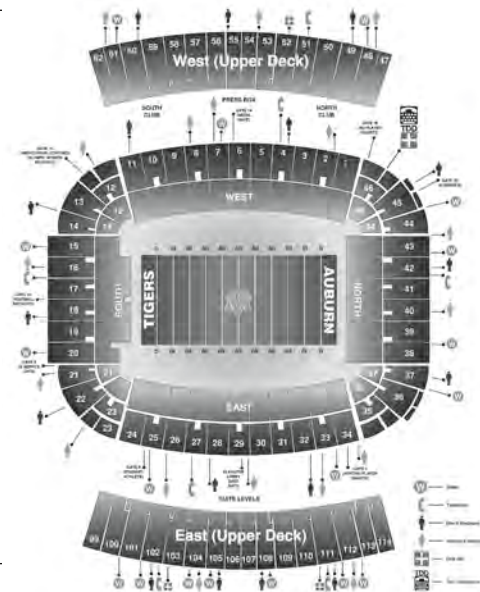
**CARNELL WILLIAMS** (Auburn, '14) Associate Head Coach/RB, 5th year  
**PHILIP MONTGOMERY** (Tarleton State, '95) Offensive Coordinator/QB, 1st year  
**RON ROBERTS** (Tennessee Martin, '90) Defensive Coordinator/OLB, 1st year  
**BEN AIGAMAUA** (Lambuth, '10) Tight Ends, 1st year  
**JOSH ALDRIDGE** (Harding, '12) Linebackers, 1st year  
**MARCUS DAVIS** (Auburn, '16) Wide Receivers, 1st year  
**ZAC ETHERIDGE** (Auburn, '09) Safeties, 3rd year  
**JEREMY GARRETT** (Ole Miss, '07) Defensive Line, 1st year  
**WESLEY MCGRUFF** (Savannah State, '90) Cornerbacks, 1st year  
**JAKE THORNTON** (Western Carolina, '15) Offensive Line, 1st year

## SUPPORT STAFF

**DOM STUDZINSKI** (Sioux Falls, '10) Asst Head Coach/Head Strength & Conditioning Coach  
**MATT BEVINS** (Liberty, '11) Assoc AD/FB Chief of Staff  
**JOHN MILLER** (Southern Miss, '95) Assoc AD/General Manager  
**MIKEL RIGGS** (Auburn, '11) Dir of Football Operations  
**BRENDT BEDSOLE** (Auburn, '89) Dir of High School Relations  
**JORRELL BOSTROM** (Auburn, '11) Dir of Player Development  
**ETHAN JOHNSON** (Liberty, '06) Dir of Recruiting Communications & Strategy  
**A.K. MOGULLA** (Florida, '18) Dir of Player Personnel  
**BIANCA WEBB** (Auburn, '15) Dir of Recruiting Operations/FB Events  
**KENNEDY HARVEY** (TCU, '19) Dir of On-Campus Recruiting  
**TYLER RENARD** (Arkansas, '15) Dir of FB Equipment Operations  
**ROBBIE STEWART** (Clemson, '98) Head FB Athletic Trainer  
**RICHARD GREENE** (USC, '05) Senior Assoc AD/Administration

### YEAR-BY-YEAR

Year	School	Position	Overall Record	Conf. Record	Final AP Rank	Bowl/Postseason
2005	Ole Miss	Asst AD/FB Ext.	3-8	1-7	–	–
2006	Ole Miss	Tight Ends	4-8	2-6	–	–
2007	Ole Miss	Tight Ends	3-9	0-8	–	–
2008	Lambuth	Head Coach	8-4	8-2	–	NAIA playoffs 1st rd
2009	Lambuth	Head Coach	12-1	9-0	–	NAIA playoffs 2nd rd
2010	Arkansas State	Off Coordinator	4-8	4-4	–	–
2011	Arkansas State	Head Coach	10-2	8-0	–	GoDaddy.com (L)
2012	Ole Miss	Head Coach	7-6	3-5	–	BBVA Compass (W)
2013	Ole Miss	Head Coach	8-5	3-5	–	Music City (W)
2014	Ole Miss	Head Coach	9-4	5-3	17	Peach (L)
2015	Ole Miss	Head Coach	10-3	6-2	10	Sugar (W)
2016	Ole Miss	Head Coach	5-7	2-6	–	–
2019	Liberty	Head Coach	8-5	–	–	Cure Bowl (W)
2020	Liberty	Head Coach	10-1	–	17	Cure Bowl (W)
2021	Liberty	Head Coach	8-5	–	–	Lending Tree (W)
2022	Liberty	Head Coach	8-4	–	–	Boca Raton (L)
<b>COLLEGE HEAD COACH TOTALS</b>			<b>103-47</b>	<b>44-23</b>		



### TIGERS 2023 QUICK FACTS

**LOCATION:** Auburn, Alabama  
**FOUNDED:** 1856  
**ENROLLMENT:** 31,526  
**NICKNAME:** Tigers  
**COLORS:** Burnt Orange (PMS 158) and Navy Blue (PMS 289)  
**STADIUM:** Jordan-Hare Stadium (87,451)  
**PLAYING SURFACE:** Natural Grass  
**FIRST GAME:** Nov. 30, 1939 – Auburn 7, Florida 7  
**HOME RECORD:** 343-91-7 (.786)  
**HOME ATTENDANCE:** 681,621 (avg. 85,203)  
**ALL-TIME OVERALL RECORD:** 793-464-47 (.626)  
**2022 RECORD:** 5-7  
**2022 SEC RECORD/FINISH:** 2-6, 6-W  
**SEC CHAMPIONSHIPS:** 8 (1957, 83, 87, 88t, 89t, 2004, 2010, 2013)  
**BOWL:** N/A  
**BOWL APPEARANCES:** 46  
**ALL-TIME BOWL RECORD:** 24-20-2  
**LAST BOWL APPEARANCE:** Birmingham Bowl, Dec. 28, 2021

### 2022 RESULTS

**5-7 Overall • 2-6 SEC**  
**Home: 5-3 Away: 0-4 Neutral: 0-1 vs. Top 25: 0-4**

Sept. 3	(RV/RV) MERCER	W, 42-16	84,562
Sept. 10	[RV/RV] SAN JOSE STATE	W, 24-16	83,340
Sept. 17	[RV/RV] PENN STATE (22/23)	L, 12-41	87,451
Sept. 24	MISSOURI*	W, 17-14 (OT)	85,750
Oct. 1	LSU (RV/RV)*	L, 17-21	87,451
Oct. 8	at Georgia (2/2)*	L, 10-42	92,746
Oct. 15	at Ole Miss (9/9)*	L, 34-48	65,243
Oct. 29	ARKANSAS (RV/RV)*	L, 27-41	83,792
Nov. 5	at Mississippi State (RV/RV)*	L, 33-39 (OT)	57,769
Nov. 12	TEXAS A&M*	W, 13-10	87,451
Nov. 19	WESTERN KENTUCKY	W, 41-17	81,824
Nov. 26	at Alabama (8/7)	L, 27-49	100,077

\*SEC Game  
 [AP/Coaches] – Denotes team ranking at the time of the game;  
 (AP/Coaches) – Denotes opponent ranking at the time of the game

## 2023 ALPHABETICAL ROSTER

No.	Name	POS	HT	WT	CL	Hometown
22	Damari Alston	RB	5-9	209	So.	Atlanta, GA
25	Champ Anthony	CB	5-11	164	So.	Fort Worth, TX
9	Eugene Asante	LB	6-1	222	Jr.	Alexandria, VA
9	Robby Ashford	QB	6-3	218	So.	Hoover, AL
8	Austin Ausberry	S	6-0	200	RFr.	Baton Rouge, LA
18	Jackson Barkley	QB	6-2	205	So.	Marietta, GA
21	Brian Battie	RB	5-7	170	Jr.	Sarasota, FL
28	Jackson Billings	WR	5-10	187	So.	Huntsville, AL
28	Hayden Brice	Jack	6-3	239	Sr.	Jackson, MS
20	Cayden Bridges	S	6-2	221	So.	Magee, MS
53	Gunner Britton	OL	6-6	312	Sr.	Conway, SC
4	Camden Brown	WR	6-3	203	So.	Monroe, LA
15	Hank Brown	QB	6-4	201	Fr.	Nashville, TN
26	Christian Burnette	RB	5-11	189	Fr.	Mobile, AL
10	Caleb Burton III	WR	5-11	171	RFr.	Austin, TX
91	Oscar Chapman	P	6-3	204	Sr.	Adelaide, Australia
57	Harrison Clemmer	OL	6-3	268	Fr.	Birmingham, AL
23	Jeremiah Cobb	RB	5-11	191	Fr.	Montgomery, AL
20	John Colvin	QB	6-3	192	Fr.	Birmingham, AL
86	Luke Deal	TE	6-5	255	Sr.	Greenwood, SC
40	Wilky Denaud	DL	6-3	276	Fr.	Stuart, FL
37	Rod Elston	CB	5-9	192	So.	Anniston, AL
33	Camden Etheredge	TE	6-0	219	RFr.	Leeds, AL
5	Jay Fair	WR	5-10	186	So.	Rockwall, TX
13	Rivaldo Fairweather	TE	6-4	251	Jr.	Lauderhill, FL
15	Keldric Faulk	Jack	6-6	288	Fr.	Highland Home, AL
87	Brandon Frazier	TE	6-7	267	Sr.	McKinney, TX
93	Joe Frazier Jr.	DL	5-11	272	RFr.	Auburn, AL
85	Tyler Fromm	TE	6-5	241	Sr.	Warner Robins, GA
12	Holden Geriner	QB	6-3	212	RFr.	Savannah, GA
14	Marquise Gilbert	S	6-2	186	Jr.	Daytona Beach, FL
42	Coleman Granberry	LB	5-11	205	Fr.	Auburn, AL
56	E.J. Harris	OL	6-5	331	RFr.	Auburn, AL
50	Marcus Harris	DL	6-3	295	Sr.	Montgomery, AL
20	JC Hart	CB	6-2	195	Fr.	Loachapoka, AL
47	Grant Hidalgo	TE	6-5	245	So.	Orlando, FL
18	Colton Hood	CB	5-11	183	Fr.	Conyers, GA
11	Shane Hooks	WR	6-4	191	Sr.	Orlando, FL
61	Reed Hughes	LS	6-1	232	So.	Conway, AR
26	Tony Hunley Jr.	CB	5-9	180	So.	Anniston, AL
27	Jaquez Hunter	RB	5-10	212	Jr.	Philadelphia, MS
50	Jalil Irvin	OL	6-3	319	Sr.	Stone Mountain, GA
44	Sean Jackson	RB	5-9	236	So.	Trussville, AL
4	D.J. James	CB	6-1	164	Sr.	Mobile, AL
29	C.J. Johnson	S	6-2	202	Fr.	Houston, TX
6	Ja'Varrius Johnson	WR	5-10	167	Sr.	Trussville, AL
92	Lawrence Johnson	DL	6-2	310	Sr.	Fort Wayne, IN
16	Malcolm Johnson Jr.	WR	6-1	193	Jr.	Bryans Road, MD
56	Stephen Johnson	DL	6-3	337	Fr.	Fayetteville, GA
54	Tate Johnson	OL	6-4	302	Jr.	LaGrange, GA
79	Tyler Johnson	OL	6-6	304	Fr.	Natchitoches, LA
89	Whit Johnson	WR	5-11	178	RFr.	Centre, AL
55	Bradyn Joiner	OL	6-2	334	Fr.	Anniston, AL
66	Avery Jones	OL	6-4	307	Sr.	Havelock, NC
99	Jayson Jones	DL	6-6	338	Jr.	Calera, AL
35	Justin Jones	RB	6-1	206	Jr.	Bessemer, AL
5	Donovan Kaufman	S	5-10	204	Jr.	New Orleans, LA
19	Omari Kelly	WR	6-0	178	So.	Trussville, AL
12	Austin Keys	LB	6-2	233	Jr.	Taylorville, MS
82	Jake Kruse	WR	5-10	182	RFr.	Helena, AL

No.	Name	POS	HT	WT	CL	Hometown
74	Garner Langlo	OL	6-6	297	So.	Inverness, FL
3	Kayin Lee	CB	5-11	181	Fr.	Ellenwood, GA
46	Jake Levant	LB	6-1	232	Jr.	Vestavia Hills, AL
75	Connor Lew	OL	6-3	290	Fr.	Kennesaw, GA
24	Terrance Love	S	6-2	211	Fr.	Atlanta, GA
8	Nick Mardner	WR	6-6	206	Sr.	Oakville, ON
32	Trent Mason	WR	6-1	190	Sr.	Lakeland, FL
11	Elijah McAllister	Jack	6-6	271	Sr.	Asbury Park, NJ
47	Mac McClinton	S	5-8	181	RFr.	Montgomery, AL
93	Evan McGuire	K	6-5	224	So.	Alabaster, AL
35	Jalen McLeod	Jack	6-1	237	Jr.	Washington, DC
38	Alex McPherson	K	5-9	154	RFr.	Fort Payne, AL
39	Marshall Meyers	K	5-7	215	So.	Opelika, AL
72	Izavion Miller	OL	6-5	318	Jr.	Memphis, TN
0	Koy Moore	WR	6-1	198	Jr.	Kenner, LA
63	Jaden Muskrat	OL	6-3	302	Jr.	Berryhill, OK
33	Mosiah Nasili-Kite	DL	6-2	285	Sr.	Pittsburg, CA
30	Larry Nixon III	LB	6-1	231	Sr.	Fort Worth, TX
94	Godwin Owolabi	DL	6-2	320	So.	Tuskegee, AL
17	Sawyer Pate	QB	6-1	219	So.	Alabaster, AL
1	Nehemiah Pritchett	CB	6-1	184	Sr.	Jackson, AL
10	Zion Puckett	S	6-0	226	Sr.	Griffin, GA
67	Jacob Quattlebaum	LS	6-1	234	Sr.	Enterprise, AL
36	Luke Reebals	RB	5-11	191	RFr.	Birmingham, AL
45	Darron Reed Jr.	DL	6-3	295	Fr.	Columbus, GA
23	J.D. Rhym	CB	6-1	178	So.	Valdosta, GA
78	Evan Richards	OL	6-4	306	RFr.	Cullman, AL
68	Mason Richards	OL	6-2	301	RFr.	Cullman, AL
43	John Martin Richter	Jack	6-2	215	Fr.	Vestavia Hills, AL
13	Cam Riley	LB	6-5	242	Jr.	Evergreen, AL
84	Micah Riley-Ducker	TE	6-5	247	RFr.	Omaha, NE
52	Justin Rogers	DL	6-3	346	Jr.	Detroit, MI
37	Gabriel Russo	P/K	6-0	223	Fr.	Montgomery, AL
6	Keionte Scott	CB	6-0	188	Jr.	San Diego, CA
27	Tyler Scott	CB	6-1	193	Fr.	Austell, GA
14	Jyaire Shorter	WR	6-2	209	Sr.	Cordele, GA
36	Jaylin Simpson	CB	6-1	178	Sr.	Brunswick, GA
16	Stephen Sings V	Jack	6-3	255	Jr.	Charlotte, NC
90	Enyce Sledge	DL	6-2	311	RFr.	Monroe, LA
19	Sylvester Smith	S	5-11	186	Fr.	Munford, AL
39	Griffin Speaks	S	5-11	188	Jr.	Auburn, AL
83	Colby Stafford	WR	5-11	179	RFr.	Mobile, AL
32	Wesley Steiner	LB	6-0	245	Sr.	Warner Robins, GA
62	Kameron Stutts	OL	6-5	343	Sr.	Killen, AL
38	Paul Thompson Jr.	S	6-0	193	RFr.	Hoover, AL
1	Payton Thorne	QB	6-2	203	Jr.	Naperville, IL
0	DeMario Tolan	LB	6-1	203	So.	Orlando, FL
80	Will Upton	WR	5-9	177	Fr.	Jackson, MS
42	Kyle Vaccarella	LS	6-3	229	So.	Fairfield, CT
52	Dillon Wade	OL	6-3	307	Jr.	Houston, TX
96	Garrison Walker	DL	6-1	296	Jr.	Toccoa, GA
91	Zykeivous Walker	DL	6-4	294	Jr.	Ellaville, GA
76	Clay Wedin	OL	6-5	307	Fr.	Valrico, FL
22	Brenton Williams	Jack	6-3	262	Fr.	Opelika, AL
21	Caleb Wooden	S	6-1	188	So.	Lawrenceville, GA
30	Kassidy Woods	WR	6-4	215	Sr.	Addison, TX
17	Robert Woodyard Jr.	LB	6-0	234	RFr.	Mobile, AL
77	Jeremiah Wright	OL	6-5	338	Jr.	Selma, AL

# YEAR-BY-YEAR RECORDS

Year	Coach	SEC	SEC Finish	Overall	Bowls
1892	Dr. G. Petrie			2-2	
1893	G. H. Harvey			–	
	D. M. Balliet			3-0-2	
1894	F. M. Hall			1-3	
1895	J. W. Heisman			2-1	
1896	J. W. Heisman			3-1	
1897	J. W. Heisman			2-0-1	
1898	J. W. Heisman			2-1	
1899	J. W. Heisman			3-1-1	
1900	Billy Watkins			4-0	
1901	Billy Watkins			2-2-1	
1902	R. S. Kent			–	
	Mike Harvey			2-4-1	
1903	Billy Bates			4-3	
1904	Mike Donahue			5-0	
1905	Mike Donahue			2-4	
1906	Mike Donahue			1-5-1	
1907	W. S. Keinholz			6-2-1	
1908	Mike Donahue			6-1	
1909	Mike Donahue			5-2	
1910	Mike Donahue			6-1	
1911	Mike Donahue			4-2-1	
1912	Mike Donahue			6-1-1	
1913	Mike Donahue			8-0	
1914	Mike Donahue			8-0-1	
1915	Mike Donahue			6-2	
1916	Mike Donahue			6-2	
1917	Mike Donahue			6-2-1	
1918	Mike Donahue			2-5	
1919	Mike Donahue			8-1	
1920	Mike Donahue			7-2	
1921	Mike Donahue			5-3	
1922	Mike Donahue			8-2	
1923	Boozer Pitts			3-3-3	
1924	Boozer Pitts			4-4-1	
1925	Dave Morey			5-3-1	
1926	Dave Morey			5-4	
1927	Dave Morey			0-3	
	Boozer Pitts			0-4-2	
1928	George Bohler			1-8	
1929	George Bohler			–	
	John Floyd			2-7	
1930	Chet Wynne			3-7	
1931	Chet Wynne			5-3-1	
1932	Chet Wynne			9-0-1	
1933	Chet Wynne	2-2	6t	5-5	
1934	Jack Meagher	1-6	10	2-8	
1935	Jack Meagher	5-2	4	8-2	
1936	Jack Meagher	4-1-1	3	7-2-2	Bacardi
1937	Jack Meagher	4-1-2	3	6-2-3	Orange
1938	Jack Meagher	3-3-1	7t	4-5-1	–
1939	Jack Meagher	3-3-1	5t	5-5-1	–
1940	Jack Meagher	3-2-1	5	6-4-1	–
1941	Jack Meagher	0-4-1	11	4-5-1	–
1942	Jack Meagher	3-3	7	6-4-1	–
1943	NO TEAM	–	–	–	–
1944	Carl Voyles	0-4	10t	4-4	–
1945	Carl Voyles	2-3	7t	5-5	–
1946	Carl Voyles	1-5	10	4-6	–
1947	Carl Voyles	1-5	11	2-7	–
1948	Earl Brown	0-7	12	1-8-1	–
1949	Earl Brown	2-4-2	8	2-4-3	–
1950	Earl Brown	0-7	12	0-10	–
1951	Ralph “Shug” Jordan	3-4	6	5-5	–
1952	Ralph “Shug” Jordan	0-7	12	2-8	–
1953	Ralph “Shug” Jordan	4-2-1	5	7-3-1	Gator
1954	Ralph “Shug” Jordan	3-3	6t	8-3	Gator
1955	Ralph “Shug” Jordan	5-1-1	2	8-2-1	Gator
1956	Ralph “Shug” Jordan	4-3	5	7-3	–
1957	Ralph “Shug” Jordan	7-0	1	10-0	–
1958	Ralph “Shug” Jordan	6-0-1	2	9-0-1	–
1959	Ralph “Shug” Jordan	4-3	5	7-3	–
1960	Ralph “Shug” Jordan	5-2	4	8-2	–
1961	Ralph “Shug” Jordan	3-4	7	6-4	–
1962	Ralph “Shug” Jordan	4-3	6	6-3-1	–
1963	Ralph “Shug” Jordan	6-1	2	9-2	Orange
1964	Ralph “Shug” Jordan	3-3	6	6-4	–
1965	Ralph “Shug” Jordan	4-1-1	2	5-5-1	Liberty
1966	Ralph “Shug” Jordan	1-5	8	4-6	–
1967	Ralph “Shug” Jordan	3-3	7	6-4	–
1968	Ralph “Shug” Jordan	4-2	3t	7-4	Sun
1969	Ralph “Shug” Jordan	5-2	3	8-3	Bluebonnet
1970	Ralph “Shug” Jordan	5-2	3	9-2	Gator
1971	Ralph “Shug” Jordan	5-1	2t	9-2	Sugar
1972	Ralph “Shug” Jordan	6-1	2	10-1	Gator
1973	Ralph “Shug” Jordan	2-5	8t	6-6	Sun
1974	Ralph “Shug” Jordan	4-2	2t	10-2	Gator
1975	Ralph “Shug” Jordan	2-4	6t	4-6-1	–
1976	Doug Barfield	3-3	6t	4-7	–

Year	Coach	SEC	SEC Finish	Overall	Bowls
1977	Doug Barfield	5-1	3	6-5	–
1978	Doug Barfield	3-2-1	3	6-4-1	–
1979	Doug Barfield	4-2	3t	8-3	–
1980	Doug Barfield	0-6	9t	5-6	–
1981	Pat Dye	2-4	6t	5-6	–
1982	Pat Dye	4-2	3t	9-3	Citrus
1983	Pat Dye	6-0	1	11-1	Sugar
1984	Pat Dye	4-2	3t	9-4	Liberty
1985	Pat Dye	3-3	5	8-4	Cotton
1986	Pat Dye	4-2	2t	10-2	Citrus
1987	Pat Dye	5-0-1	1	9-1-2	Sugar
1988	Pat Dye	6-1	1t	10-2	Sugar
1989	Pat Dye	6-1	1t	10-2	Hall of Fame
1990	Pat Dye	4-2-1	4	8-3-1	Peach
1991	Pat Dye	2-5	8	5-6	–
1992	Pat Dye	2-5-1	5-W	5-5-1	–
1993	Terry Bowden	8-0	–	11-0	–
1994	Terry Bowden	6-1-1	–	9-1-1	–
1995	Terry Bowden	5-3	2-W	8-4	Outback
1996	Terry Bowden	4-4	3-W	8-4	Independence
1997	Terry Bowden	6-2	T1-W	10-3	Peach
1998	Terry Bowden/Bill Oliver	1-7	6-W	3-8	–
1999	Tommy Tuberville	2-6	5-W	5-6	–
2000	Tommy Tuberville	6-2	1-W	9-4	Citrus
2001	Tommy Tuberville	5-3	T1-W	7-4	Peach
2002	Tommy Tuberville	6-3	T1-W	9-4	Capital One
2003	Tommy Tuberville	5-3	3-W	8-5	Music City
2004	Tommy Tuberville	8-0	1	13-0	Sugar
2005	Tommy Tuberville	7-1	T1-W	9-3	Capital One
2006	Tommy Tuberville	6-2	T2-W	11-2	Cotton
2007	Tommy Tuberville	5-3	2-W	9-4	Chick-fil-A
2008	Tommy Tuberville	2-6	T4-W	5-7	–
2009	Gene Chizik	3-5	T4-W	8-5	Outback
2010	Gene Chizik	8-0	1	14-0	BCS NCG
2011	Gene Chizik	4-4	4-W	8-5	Chick-fil-A
2012	Gene Chizik	0-8	7-W	3-9	–
2013	Gus Malzahn	7-1	1-W	12-2	BCS NCG
2014	Gus Malzahn	4-4	T4-W	8-5	Outback
2015	Gus Malzahn	2-6	7-W	7-6	Birmingham
2016	Gus Malzahn	5-3	2-W	8-5	Sugar
2017	Gus Malzahn	7-1	T1-W	10-4	Peach
2018	Gus Malzahn	3-5	5-W	8-5	Music City Bowl
2019	Gus Malzahn	5-3	3-W	9-4	Outback
2020	Gus Malzahn/ Kevin Steele	6-4	3-W	6-5	Citrus
2021	Bryan Harsin	3-5	6-W	6-7	Birmingham
2022	Bryan Harsin/ Carnell Williams	2-6	T6-W	5-7	–

## BOWL RESULTS 24-20-2

Bowl	Opponent	Result	Date
Bacardi	Villanova	T 7-7	1-1-37
Orange	Michigan State	W 6-0	1-1-38
Gator	Texas Tech	L 13-35	1-1-54
Gator	Baylor	W 33-13	12-31-54
Gator	Vanderbilt	L 13-25	12-31-55
Orange	Nebraska	L 7-13	1-1-64
Liberty	Ole Miss	L 7-13	12-18-65
Sun	Arizona	W 34-10	12-28-68
Bluebonnet	Houston	L 7-36	12-31-69
Gator	Ole Miss	W 35-28	1-2-71
Sugar	Oklahoma	L 22-40	1-1-72
Gator	Colorado	W 24-3	12-30-72
Sun	Missouri	L 17-34	12-29-73
Gator	Texas	W 27-3	12-30-74
Tangerine	Boston College	W 33-26	12-18-82
Sugar	Michigan	W 9-7	1-2-84
Liberty	Arkansas	W 21-15	12-27-84
Cotton	Texas A&M	L 16-36	1-1-86
Citrus	Southern Cal	W 16-7	1-1-87
Sugar	Syracuse	T 16-16	1-1-88
Sugar	Florida State	L 7-13	1-2-89
Hall of Fame	Ohio State	W 31-14	1-1-90
Peach	Indiana	W 27-23	12-29-90
Outback	Penn State	L 14-43	1-1-96
Independence	Army	W 32-29	12-31-96
Peach	Clemson	W 21-17	1-2-98
Citrus	Michigan	L 28-31	1-1-01
Peach	North Carolina	L 10-16	12-31-01
Capital One	Penn State	W 13-9	1-1-03
Music City	Wisconsin	W 28-14	12-31-03
Sugar	Virginia Tech	W 16-13	1-3-05
Capital One	Wisconsin	L 10-24	1-2-06
Cotton	Nebraska	W 17-14	1-1-07
Chick-fil-A	Clemson	W 23-20 (OT)	12-31-07
Outback	Northwestern	W 38-35 (OT)	1-1-10
BCS NCG	Oregon	W 22-19	1-10-11
Chick-fil-A	Virginia	W 43-24	12-31-11
BCS NCG	Florida State	L 31-34	1-6-14
Outback	Wisconsin	L 31-34 (OT)	1-1-15
Birmingham	Memphis	W 31-10	12-30-15
Allstate Sugar	Oklahoma	L 19-35	1-2-17
Peach	UCF	L 27-34	1-1-18
Music City Bowl	Purdue	W 63-14	12-28-18
Outback	Minnesota	L 24-31	1-1-20
Citrus	Northwestern	L 19-35	1-1-21
Birmingham	Houston	L 13-17	12-28-21

# BILLY NAPIER



**DR. BEN SASSE**  
President  
(Yale, '04)



**SCOTT STRICKLIN**  
Athletic Director  
(Mississippi State '92)



**BILLY NAPIER**  
Head Football Coach  
(Furman, '02)



**DR. CHRISTOPHER JANELLE**  
Faculty Representative  
(Florida, '97)

## GATORS 2023

Aug. 31	at Utah
<b>Sept. 9</b>	<b>MCNEESE</b>
<b>Sept. 16</b>	<b>TENNESSEE</b>
<b>Sept. 23</b>	<b>CHARLOTTE</b>
Sept. 30	at Kentucky*
<b>Oct. 7</b>	<b>VANDERBILT*</b>
Oct. 14	at South Carolina*
Oct. 28	vs. Georgia (Jacksonville)*
<b>Nov. 4</b>	<b>ARKANSAS*</b>
Nov. 11	at LSU*
Nov. 18	at Missouri*
<b>Nov. 25</b>	<b>FLORIDA STATE</b>

\* SEC Game  
**BOLD** denotes home game

**HOMETOWN:** Chatsworth, Ga.

**ALMA MATER:** Furman (2002)

**PLAYING CAREER:** Napier was a four-year letterwinner and two-time All-Southern Conference selection as the starting quarterback at Furman. The Paladins won two conference championships and in 2001, Napier's junior year, advanced to the Division I-AA national championship game. He completed 64.8-percent of his career passes, setting a school record. As the team captain during a record-setting senior season, Napier amassed 2,475 passing yards, also a Furman record, and was a finalist for the Walter Payton Award, given annually to the nation's most outstanding FCS offensive player.

**COACHING EXPERIENCE:** Florida, Head Coach, 2022-Pres.; Louisiana, Head Coach (40-12) 2018-2021; Arizona State, Offensive Coordinator/QB 2017; Alabama, Assistant Coach/WR 2013-17; Colorado State, Assistant Coach/QB 2012; Alabama, Offensive Analyst 2011; Clemson, Offensive Coordinator/QB 2009-10; Clemson, Assistant Coach/TE, Recruiting 2006-08; South Carolina State, Assistant Coach/QB 2005; Clemson, Graduate Assistant 2003-04

**COACHING ACHIEVEMENTS:** 2021 Sun Belt Champion; 2021 Sun Belt Coach of the Year; 2019 Sun Belt Coach of the Year.

**BORN:** July 21, 1979

**WIFE:** Ali

**CHILDREN:** Annie, Sammy and Charlie

## ASSISTANT COACHES

**AUSTIN ARMSTRONG** (Huntingdon College '14) Defensive Coordinator – 1st year

**ROB SALE** (LSU '02) Offensive Coordinator / Offensive Line – 2nd year

**SEAN SPENCER** (Clarion '95) Co-Defensive Coordinator / Defensive Line – 2nd year

**JABBAR JULUKE** (Southern '99) Associate Head Coach – Offense / Running Backs – 2nd year

**COREY RAYMOND** (LSU '93) Assistant Head Coach – Defense / Secondary – 2nd year

**JAY BATEMAN** (Randolph-Macon '95) Inside Linebackers – 2nd year

**BILLY GONZALES** (Colorado State '94) Wide Receivers – 5th year

**RUSS CALLAWAY** (VSU '10) Tight Ends – 2nd year

**MIKE PETERSON** (Florida '98) Edge – 2nd year

**DARNELL STAPLETON** (Rutgers '07) Offensive Line – 2nd year

## SUPPORT STAFF

**MARK HOCKE** (New Orleans '08) Associate Head Coach / Director of Football Strength and Conditioning

**JOSHUA THOMPSON** – Director of Football Operations

**KATIE TURNER** – Assistant AD of Recruiting Strategy

**JACOB LAFRANCE** – Director of Player Personnel

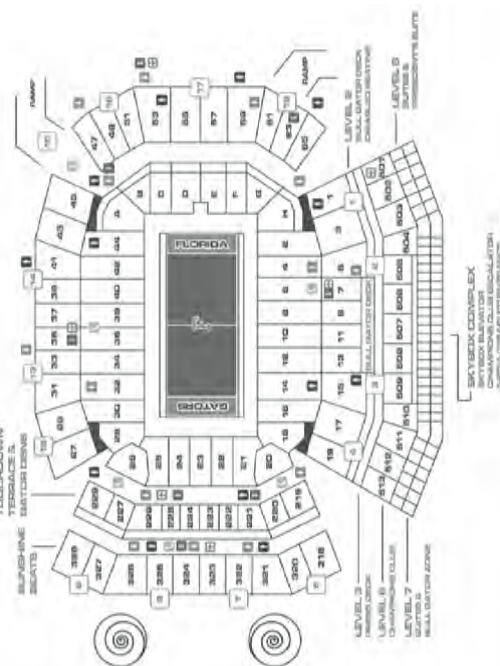
**CHRIS COUCH** – GameChanger Coordinator





### YEAR-BY-YEAR

Year	School	Conf.	Pct.	All	Pct.	Bowl
2018	Louisiana	5-3	.625	7-7	.500	AUTONATION CURE
2019	Louisiana	7-1	.875	11-3	.786	LENDINGTREE
2020	Louisiana	7-1	.875	10-1	.909	SERVPRO FIRST RESPONDER
2021	Louisiana	8-0	1.000	12-1	.923	R+L CARRIERS NEW ORLEANS
2022	Florida	3-5	.375	6-7	.462	SRS DISTRIBUTION LAS VEGAS
<b>Totals</b>		<b>30-10</b>	<b>.750</b>	<b>46-19</b>	<b>.708</b>	<b>5 years</b>
<b>Florida Totals</b>		<b>3-5</b>	<b>.375</b>	<b>6-7</b>	<b>.462</b>	<b>1st year</b>
Louisiana Totals		27-5	.844	40-12	.769	4 years
BOWL RECORD		3-1	.750			



### GATORS 2023 QUICK FACTS

**LOCATION:** Gainesville, Fla.  
**FOUNDED:** 1853  
**ENROLLMENT:** 61,112  
**NICKNAME:** Gators  
**COLORS:** Orange (PMS 172) and Blue (PMS 287)  
**STADIUM:** Steve Spurrier-Florida Field at Ben Hill Griffin Stadium (88,548)  
**PLAYING SURFACE:** Natural Grass  
**FIRST GAME:** 1930 – Alabama 20, Florida 0  
**HOME RECORD:** 355-113-13 (.738)  
**HOME ATTENDANCE:** 610,260 (87,180 avg.)

**ALL-TIME RECORD:** 753-438-40 (.612)  
**2022 RECORD:** 6-7  
**2022 SEC RECORD/FINISH:** 3-5/5-E  
**SEC CHAMPIONSHIPS:** 8 ('91, '93, '94, '95, '96, '00, '06, '08)  
**BOWL:** SRS Distribution Las Vegas Bowl, Dec. 17, 2022; L, Florida (3) vs. Oregon State (30)  
**BOWL APPEARANCES:** 48  
**BOWL RECORD:** 24-24 (.500)  
**LAST BOWL APPEARANCE:** SRS Distribution Las Vegas Bowl Dec. 17, 2022

### 2022 RESULTS

**6-7 Overall • 3-5 SEC**  
**Home: 5-2    Away: 1-3    Neutral: 0-2    vs. Top 25: 1-5**

Sept. 3	[RV/RV] UTAH (7/8)	W, 29-26	90,799
Sept. 10	[12/19] KENTUCKY (20/20) *	L, 16-26	89,993
Sept. 17	[18/21] SOUTH FLORIDA (1/1)*	W, 31-28	88,496
Sept. 24	[20/22] at Tennessee (11/12)*	L, 33-38	101,916
Oct. 2	[RV/RV] EASTERN WASHINGTON	W, 52-17	72,462
Oct. 8	[RV/RV] MISSOURI*	W, 24-17	88,471
Oct. 15	[RV/RV] LSU (rv/rv)*	L, 35-45	90,585
Oct. 29	vs. Georgia (1/1) (Jacksonville)*	L, 20-42	75,868
Nov. 5	at Texas A&M*	W, 41-24	97,797
Nov. 12	SOUTH CAROLINA (rv/rv)*	W, 38-6	89,454
Nov. 19	[RV/RV] at Vanderbilt*	L, 24-31	30,136
Nov. 25	at Florida State (16/16)	L, 38-45	79,560
Dec. 17	vs. Oregon State	L, 3-30	29,750

SRS Distribution Las Vegas Bowl • Las Vegas, Nevada

\*SEC Game  
 [AP/Coaches] – Denotes team ranking at the time of the game;  
 (AP/Coaches) – Denotes opponent ranking at the time of the game

# 2023 ALPHABETICAL ROSTER

(As of June 23rd and subject to change)

No.	Name	POS	HT	WT	CL	Hometown
42	Kenny Anyaehie	ILB	6-0.5	230	R-Sr.	Naples, Fla.
88	Caleb Banks	DL	6-5.75	325	R-Fr.	Detroit, Mich.
58	Austin Barber	OL	6-6.25	312	R-So.	Jacksonville, Fla.
28	Eddie Battle	RB	6-2	215	5th	McDonough, Ga.
81	Arlis Boardingham	TE	6-3	248	R-Fr.	Van Nuys, Calif.
12	Justus Boone	EDGE	6-3.75	264	R-So.	Sumter, S.C.
17	Max Brown	QB	6-1.5	211	R-Fr.	Tulsa, Okla.
88	Marcus Burke	WR	6-3.75	193	R-So.	Jacksonville, Fla.
48	Gannon Burt	LS	6-1	207	Fr.	Fort Mill, S.C.
36	Bryce Capers	EDGE	6-3.75	235	R-Fr.	Jacksonville, Fla.
27	Cam Carroll	RB	6-0	227	R-Sr.	Flowood, Miss.
14	Jordan Castell	S	6-2	205	Fr.	Orlando, Fla.
16	Thai Chiaokhiao-Bowman	WR	6-0.25	199	So.	Minneapolis, Minn.
59	Hayden Clem	OL	6-2	298	R-So.	Maitland, Fla.
11	Kelby Collins	EDGE	6-3.75	276	Fr.	Gardendale, Ala.
31	Ahman Covington	S	5-11	192	Fr.	Starke, Fla.
26	Jeremy Crawshaw	P	6-3.75	197	Jr.	New South Wales, Australia
33	Daniel Cross	WR	6-0	180	R-Sr.	Orlando, Fla.
0	Sharif Denson	CB	5-11	180	Fr.	Jacksonville, Fla.
12	Caleb Douglas	WR	6-3	204	So.	Missouri City, Texas
65	Kingsley Eguakun	OL	6-3	308	R-Jr.	Jacksonville, Fla.
41	Ara Emerzian	P	5-11.5	200	Fr.	Deerfield, Ill.
7	Trevor Etienne	RB	5-8.75	208	So.	Jennings, La.
52	Jalen Farmer	OL	6-4.5	306	R-Fr.	Covington, Ga.
61	Nicolas Flynn	DL	6-2.5	280	R-Fr.	Lake Forest, Ill.
0	Ja'Quavion Frazier	WR	6-3.5	218	Jr.	Dunnellon, Fla.
13	Aaron Gates	CB	6-0.5	197	Fr.	Sharpsburg, Ga.
76	Damieon George Jr.	OL	6-6	368	R-So.	Houston, Texas
19	Alex Gonzalez	WR	5-10.75	195	R-Fr.	Fort Myers, Fla.
78	Kiyaunta Goodwin	OL	6-7.5	355	So.	Louisville, Ky.
84	Brian Green Jr.	WR	6-0	189	Fr.	Orange Park, Fla.
89	Hayden Hansen	TE	6-6.25	262	R-Fr.	Weatherford, Texas
77	Knijeah Harris	OL	6-3	328	Fr.	Port St. Lucie, Fla.
79	Jordan Herman	OL	6-8	374	R-So.	Fort Mill, S.C.
96	Gavin Hill	DL	6-3	251	Fr.	Gainesville, Fla.
23	Jaydon Hill	CB	5-11.5	199	R-Jr.	Huntsville, Ala.
90	Connor Homa	DL	6-2.25	324	Fr.	Palm Harbor, Fla.
74	Lyndell Hudson Jr.	OL	6-5	326	R-Sr.	Brooksville, Fla.
66	Jaelin Humphries	DL	6-3	322	R-Jr.	Lawrenceville, Ga.
85	Scott Isacks III	TE	6-4	254	R-Fr.	New Orleans, La.
99	Cam Jackson	DL	6-6	366	Jr.	Haynesville, La.
2	Ja'Keem Jackson	CB	6-0.5	182	Fr.	Kissimmee, Fla.
24	Jakobi Jackson	RB	5-10.5	201	Jr.	Pensacola, Fla.
22	Kahleil Jackson	WR	6-3	220	R-So.	Hawthorne, Fla.
24	Kamran James	EDGE	6-0.5	275	Fr.	Orlando, Fla.
6	Shemar James	ILB	6-1.25	234	So.	Mobile, Ala.
6	Andy Jean	WR	6-1	191	Fr.	Miami, Fla.
2	Montrell Johnson Jr.	RB	5-11.25	217	Jr.	New Orleans, La.
26	Dijon Johnson	CB	6-1	194	Fr.	Tampa, Fla.
63	Caden Jones	OL	6-7.5	342	Fr.	New Orleans, La.
38	Carlson Joseph	RB	5-10.75	196	R-So.	Pompano Beach, Fla.
71	Roderick Kearney	OL	6-4	291	Fr.	Jacksonville, Fla.
8	Jalen Kimber	CB	6-0	186	R-Jr.	Mansfield, Texas
93	Keenan Landry	DL	6-0.5	327	R-So.	Jennings, La.
14	Parker Leise	QB	6-2	218	Fr.	Omaha, Neb.
13	Micah Leon	QB	6-5	224	Gr.	Boynton Beach, Fla.
67	Richie Leonard IV	OL	6-1.5	311	Jr.	Cocoa, Fla.
86	Tony Livingston	TE	6-4.75	251	Fr.	Tampa, Fla.

No.	Name	POS	HT	WT	CL	Hometown
53	Bryce Lovett	OL	6-5	330	Fr.	Rockledge, Fla.
95	Jamari Lyons	DL	6-3.5	309	R-Fr.	Cocoa, Fla.
3	Jason Marshall Jr.	CB	6-0.5	203	Jr.	Miami, Fla.
54	Micah Mazzucca	OL	6-4.75	335	Jr.	Philadelphia, Pa.
7	Chris McClellan	DL	6-3	329	So.	North Tulsa, Okla.
15	Graham Mertz	QB	6-2.75	217	R-Jr.	Overland Park, Kan.
49	Adam Mihalek	K	6-2	201	R-So.	Tampa, Fla.
10	Jack Miller III	QB	6-2.5	226	R-So.	Scottsdale, Ariz.
35	Dakota Mitchell	S	5-11	187	R-So.	Winter Park, Fla.
10	Miguel Mitchell	S	6-0.75	223	So.	Oxford, Ala.
20	Teradja Mitchell	ILB	6-1.25	243	R-Sr.	Virginia Beach, Va.
11	Aidan Mizell	WR	6-1.5	166	Fr.	Orlando, Fla.
28	Devin Moore	CB	6-2.75	196	So.	Naples, Fla.
16	R.J. Moten	S	6-0	220	Jr.	Delran, N.J.
9	Will Norman	DL	6-3.5	293	Rr.	Camden, N.J.
91	Tyreik Norwood	DL	6-2.75	240	R-Sr.	Winchester, Tenn.
34	Mannie Nunnery	ILB	6-1.25	229	R-Jr.	Houston, Texas
87	Jonathan Odom	TE	6-5.25	251	Jr.	Tampa, Fla.
1	Ricky Pearsall	WR	6-1	193	Sr.	Chandler, Ariz.
47	Justin Pelic	ILB	5-11.25	224	R-Jr.	Mount Pleasant, S.C.
27	Jadarius Perkins	S	6-0	194	Sr.	Hattiesburg, Miss.
73	Mark Pitts	OL	6-6	319	R-So.	Gainesville, Fla.
25	Ethan Pouncey	CB	6-0.5	175	R-So.	Winter Park, Fla.
44	Jack Pyburn	EDGE	6-3	248	So.	Jacksonville, Fla.
32	Cahron Rackley	S	5-9.75	183	R-So.	Miami, Fla.
29	Jaden Robinson	ILB	6-0.25	234	Fr.	Lake City, Fla.
72	Bryan Rosenberg	OL	6-3	271	Fr.	Gainesville, Fla.
25	Anthony Rubio	RB	5-9	170	Fr.	Miami, Fla.
94	Tyreack Sapp	DL	6-2.5	270	R-So.	Fort Lauderdale, Fla.
34	Andrew Savaiinaea	TE	6-2.75	278	R-Fr.	Graham, Wash.
92	Sebastian Scott	DL	6-2	381	Fr.	West Palm Beach, Fla.
19	T.J. Searcy	EDGE	6-5	245	Fr.	Thomaston, GA
80	Zak Sedaros	WR	5-10.25	176	R-Fr.	Melbourne, Fla.
64	Riley Simonds	OL	6-3	308	R-Jr.	Buford, Ga.
66	Jake Slaughter	OL	6-4.5	302	R-So.	Sparr, Fla.
29	Trey Smack	K	6-1	205	So.	Severna Park, Md.
30	Taylor Spierto	WR	5-11	204	R-So.	Franklin, Tenn.
22	Deuce Spurlock II	ILB	6-0.5	229	R-Fr.	Madison, Ala.
45	Layne Swafford	EDGE	6-2	239	Fr.	Ponte Vedra Beach, Fla.
18	Bryce Thornton	S	5-10	202	Fr.	College Park, Ga.
37	Javion Toombs	CB	5-11	179	R-Fr.	Fort Pierce, Fla.
33	Princely Umanmielen	EDGE	6-4.5	256	Jr.	Manor, Texas
42	Rocco Underwood	LS	6-3	226	R-So.	Lake Mary, Fla.
38	Sebastian Vargas	CB	6-0.5	187	So.	Oviedo, Fla.
83	Jackson Wade	WR	5-11	167	Fr.	Dallas, Ga.
75	Kamryn Waites	OL	6-8	366	R-So.	Dallas, Texas
40	Jacob Watkins	P	6-1	204	R-Sr.	Gainesville, Fla.
21	Desmond Watson	DL	6-5	439	Jr.	Plant City, Fla.
43	Curran Webb	ILB	6-2.5	226	R-Fr.	Union County, Fla.
20	Treyaun Webb	RB	5-11	211	Fr.	Jacksonville, Fla.
82	Ja'Markis Weston	S	6-2.5	232	R-Jr.	Clewiston, Fla.
56	Christian Williams	OL	6-4.25	318	R-Fr.	Missouri City, Texas
17	Scooby Williams	ILB	6-2.25	235	R-So.	Birmingham, Ala.
21	Eugene Wilson	WR	5-10	180	Fr.	Tampa, Fla.
5	Kamari Wilson	S	6-0	209	So.	Fort Pierce, Fla.
15	Derek Wingo	ILB	6-1.25	240	Jr.	Fort Lauderdale, Fla.
18	Dante Zanders	TE	6-5	256	R-Sr.	Boca Raton, Fla.
9	Keon Zipperer	TE	6-1.25	227	Sr.	Lakeland, Fla.

# YEAR-BY-YEAR RECORDS

Year	Coach	SEC	SEC Finish	Overall	Bowls
1906	Jack Forsythe	5-3			
1907	Jack Forsythe	4-1-1			
1908	Jack Forsythe	5-2-1			
1909	G.E. Pyle	6-1-1			
1910	G.E. Pyle	6-1			
1911	G.E. Pyle	5-0-1			
1912	G.E. Pyle	5-2-1			
1913	G.E. Pyle	4-3			
1914	Charles McCoy	5-2			
1915	Charles McCoy	4-3			
1916	Charles McCoy	0-5			
1917	A.L. Busser	2-4			
1918	A.L. Busser	0-1			
1919	A.L. Busser	5-3			
1920	William Kline	6-3			
1921	William Kline	6-3-2			
1922	William Kline	7-2			
1923	J.A. VanFleet	6-1-2			
1924	J.A. VanFleet	6-2-2			
1925	H.L. Sebring	8-2			
1926	H.L. Sebring	2-6-2			
1927	H.L. Sebring	7-3			
1928	Charles Bachman	8-1			
1929	Charles Bachman	8-2			
1930	Charles Bachman	6-3-1			
1931	Charles Bachman	2-6-2			
1932	Charles Bachman	3-6			
1933	D.K. Stanley	2-3	9t	5-3-1	–
1934	D.K. Stanley	2-2-1	7	6-3-1	–
1935	D.K. Stanley	1-6	12	3-7	–
1936	Josh Cody	1-5	11	4-6	–
1937	Josh Cody	3-4	8	4-7	–
1938	Josh Cody	2-2-1	7	4-5-1	–
1939	Josh Cody	0-3-1	12	5-5-1	–
1940	Thomas Lieb	2-3	8t	5-5	–
1941	Thomas Lieb	1-3	10	4-6	–
1942	Thomas Lieb	1-3	9	4-5	–
1943	NO TEAM	–	–	–	–
1944	Thomas Lieb	0-3	10t	4-3	–
1945	Thomas Lieb	1-3-1	10t	4-5-1	–
1946	Raymond Wolf	0-5	12	0-9	–
1947	Raymond Wolf	0-3-1	12	4-5-1	–
1948	Raymond Wolf	1-5	10t	5-5	–
1949	Raymond Wolf	1-4-1	10t	4-5-1	–
1950	Bob Woodruff	2-4	10	5-5	–
1951	Bob Woodruff	2-4	9t	5-5	–
1952	Bob Woodruff	3-3	6	7-3	Gator
1953	Bob Woodruff	1-3-2	9	3-5-2	–
1954	Bob Woodruff	5-2	3t	5-5	–
1955	Bob Woodruff	3-5	10	4-6	–
1956	Bob Woodruff	5-2	3	6-3-1	–
1957	Bob Woodruff	4-2-1	3t	6-2-1	–
1958	Bob Woodruff	2-3-1	8t	6-4-1	Gator
1959	Bob Woodruff	2-4	9	5-4-1	–
1960	Ray Graves	5-1	2	9-2	Gator
1961	Ray Graves	3-3	6	4-5-1	–
1962	Ray Graves	4-2	5	7-4	Gator
1963	Ray Graves	3-3-1	7	6-3-1	–
1964	Ray Graves	4-2	2t	7-3	–
1965	Ray Graves	4-2	3	7-4	Sugar
1966	Ray Graves	5-1	3	9-2	Orange
1967	Ray Graves	4-2	3t	6-4	–
1968	Ray Graves	3-2-1	6t	6-3-1	–
1969	Ray Graves	3-1-1	4	9-1-1	Gator
1970	Doug Dickey	3-3	5t	7-4	–
1971	Doug Dickey	1-6	8t	4-7	–
1972	Doug Dickey	3-3-1	6	5-5-1	–
1973	Doug Dickey	3-4	5t	7-5	Tangerine
1974	Doug Dickey	3-3	4t	8-4	Sugar
1975	Doug Dickey	5-1	2t	9-3	Gator
1976	Doug Dickey	4-2	4	8-4	Sun
1977	Doug Dickey	3-3	5	6-4-1	–
1978	Doug Dickey	3-3	4t	4-7	–
1979	Charley Pell	0-6	9t	0-10-1	–
1980	Charley Pell	4-2	4t	8-4	Tangerine
1981	Charley Pell	3-3	4t	7-5	Peach
1982	Charley Pell	3-3	6t	8-4	Bluebonnet
1983	Charley Pell	4-2	3t	9-2-1	Gator
1984	Charley Pell/Galen Hall	5-0-1	*	9-1-1	–
1985	Galen Hall	5-1	*	9-1-1	–
1986	Galen Hall	2-4	7t	6-5	–
1987	Galen Hall	3-3	6	6-6	Aloha
1988	Galen Hall	4-3	4t	7-5	All-American
1989	Galen Hall/Gary Darnell	4-3	4t	7-5	Freedom

Year	Coach	SEC	SEC Finish	Overall	Bowls
1990	Steve Spurrier	6-1	–	9-2	–
1991	Steve Spurrier	7-0	1	10-2	Sugar
1992	Steve Spurrier	6-2	T1-E	9-4	Gator
1993	Steve Spurrier	7-1	1	11-2	Sugar
1994	Steve Spurrier	7-1	1	10-2-1	Sugar
1995	Steve Spurrier	8-0	1	12-1	Fiesta
1996	Steve Spurrier	8-0	1	12-1	Sugar
1997	Steve Spurrier	6-2	T2-E	10-2	Citrus
1998	Steve Spurrier	7-1	2-E	10-2	Orange
1999	Steve Spurrier	7-1	1-E	9-4	Citrus
2000	Steve Spurrier	7-1	1	10-3	Sugar
2001	Steve Spurrier	6-2	2-E	10-2	Orange
2002	Ron Zook	6-2	2-E	8-5	Outback
2003	Ron Zook	6-2	T1-E	8-5	Outback
2004	Ron Zook	4-4	T3-E	7-5	Peach
2005	Urban Meyer	5-3	T2-E	9-3	Outback
2006	Urban Meyer	7-1	1	13-1	BCS Title
2007	Urban Meyer	5-3	3-E	9-4	Capital One
2008	Urban Meyer	7-1	1	13-1	BCS Title
2009	Urban Meyer	8-0	1-E	13-1	Sugar
2010	Urban Meyer	4-4	2-E	8-5	Outback
2011	Will Muschamp	3-5	3-E	7-6	Gator
2012	Will Muschamp	7-1	2-E	11-2	Sugar
2013	Will Muschamp	3-5	5-E	4-8	–
2014	Will Muschamp	4-4	3-E	7-5	Birmingham
2015	Jim McElwain	7-1	1-E	10-4	Citrus
2016	Jim McElwain	6-2	1-E	9-4	Outback
2017	Jim McElwain	3-5	4-E	4-7	–
2018	Dan Mullen	5-3	T2-E	10-3	Peach
2019	Dan Mullen	6-2	2-E	11-2	Orange
2020	Dan Mullen	8-2	1-E	8-4	Cotton
2021	Dan Mullen	2-6	6-E	6-7	Gasparilla
2022	Billy Napier	3-5	5-E	6-7	SRS Distr. Las Vegas

\*position vacated in standings

## BOWL RESULTS 24-24

Bowl	Opponent	Result	Date
Gator	Tulsa	W 14-13	1-1-53
Gator	Ole Miss	L 3-7	12-27-58
Gator	Baylor	W 13-12	12-31-60
Gator	Penn State	W 17-7	12-28-62
Sugar	Missouri	L 18-20	1-1-66
Orange	Georgia Tech	W 27-12	1-1-67
Gator	Tennessee	W 14-13	12-27-69
Tangerine	Miami-Ohio	L 7-16	12-22-73
Sugar	Nebraska	L 10-13	12-31-74
Gator	Maryland	L 0-13	12-29-75
Sun	Texas A&M	L 14-37	1-2-77
Tangerine	Maryland	W 35-20	12-20-80
Peach	West Virginia	L 6-26	12-31-81
Bluebonnet	Arkansas	L 24-28	12-31-82
Gator	Iowa	W 14-6	12-30-83
Aloha	UCLA	L 16-20	12-25-87
All-American	Illinois	W 14-10	12-29-88
Freedom	Washington	L 7-34	12-30-89
Sugar	Notre Dame	L 28-39	1-1-92
Gator	N.C. State	W 27-10	12-31-92
Sugar	West Virginia	W 41-7	1-1-94
Sugar	Florida State	L 17-23	1-2-95
Fiesta	Nebraska	L 24-62	1-2-96
Sugar	Florida State	W 52-20	1-2-97
Citrus	Penn State	W 21-6	1-1-98
Orange	Syracuse	W 31-10	1-2-99
Citrus	Michigan State	L 34-37	1-1-00
Sugar	Miami (Fla.)	L 20-37	1-2-01
Orange	Maryland	W 56-23	1-2-02
Outback	Michigan	L 30-38	1-1-03
Outback	Iowa	L 17-37	1-1-04
Peach	Miami (Fla.)	L 10-27	12-31-04
Outback	Iowa	W 31-24	1-2-06
BCS Title Game	Ohio State	W 41-14	1-8-07
Capital One	Michigan	L 35-41	1-1-08
BCS Title Game	Oklahoma	W 24-14	1-8-09
Sugar	Cincinnati	W 51-24	1-7-10
Outback	Tampa (Fla.)	W 37-24	1-1-11
Gator	Ohio State	W 24-17	1-2-12
Sugar	Louisville	L 23-33	1-2-13
Birmingham	East Carolina	W 28-20	1-3-15
Citrus	Michigan	L 41-7	1-1-16
Outback	Iowa	W 30-3	1-2-17
Peach	Michigan	W 41-15	12-29-18
Orange	Virginia	W 36-28	12-30-19
Cotton	Oklahoma	L 20-55	12-30-20
Gasparilla	Central Florida	L 17-29	12-23-21
SRS Distr. Las Vegas	Oregon State	L 3-30	12-17-22

# KIRBY SMART



**JERE W. MOREHEAD**  
President  
(Georgia, JD, '80)



**JOSH BROOKS**  
J. Reid Parker Director  
of Athletics  
(LSU, '02)



**KIRBY SMART**  
Head Football Coach  
(Georgia, '98)



**PROF. DAVID SHIPLEY**  
Faculty Representative  
(Oberlin, '72;  
Univ. of Chicago, JD, '75)

## BULLDOGS 2023

Sept. 2	UT MARTIN
Sept. 9	BALL STATE
Sept. 16	SOUTH CAROLINA*
Sept. 23	UAB
Sept. 30	at Auburn*
Oct. 7	KENTUCKY*
Oct. 14	at Vanderbilt*
Oct. 21	Open Date
Oct. 28	vs. Florida* (Jacksonville)
Nov. 4	MISSOURI*
Nov. 11	OLE MISS*
Nov. 18	at Tennessee*
Nov. 25	at Georgia Tech

\* SEC game  
**BOLD** denotes home game

Hometown: Bainbridge, Ga.

**ALMA MATER:** Georgia (1998)

**PLAYING CAREER:** Georgia (1995-98) Four-year letterman as defensive back. First team All-SEC in '98; 13 career interceptions; four-time member of SEC Academic Honor Roll. Bainbridge H.S. (1991-93) Three-year letterman in football, basketball, and baseball; first team Class AAAA All-State as a senior; 16 career interceptions.

**HIGH SCHOOL COACH:** Sonny Smart (father)

**COACHING EXPERIENCE:** 1999 Georgia, Admin. Asst.; 2000 Valdosta State, Defensive Backs; 2001 Valdosta State, Defensive Coord.; 2002-03 Florida State, Graduate Assistant; 2004 LSU, Defensive Backs, 2005 Georgia, Running Backs; 2006 Miami Dolphins, Safeties; 2007 Alabama, Asst. HC/Def. Backs; 2008-13, '15 Alabama, Def. Coord./Inside LBs; 2014 Alabama, Asst. HC/Def. Coord./Safeties; 2016-present Georgia, Head Coach.

**COACHING ACHIEVEMENTS:** 2012 AFCA Assistant Coach of the Year; 2009 Broyles Award winner (annual award to nation's top college football assistant coach); 2015 Broyles Award finalist; 2017 George Munger National Coach of the Year by the Maxwell Football Club, 2017 SEC Coach of the Year by the Associated Press and SEC Coaches and 2017 Regional Coach of the Year by the AFCA; 2021 SEC Coach of the Year; 2022 SEC Coach of the Year

**BORN:** December 23, 1975

**WIFE:** Mary Beth

**CHILDREN:** twins Weston and Julia, and Andrew

## ASSISTANT COACHES

**MIKE BOBO** (Georgia '97) Offensive Coordinator/Quarterbacks – 2nd year

**FRAN BROWN** (Western Carolina '06), Assistant Coach/Defensive Backs – 2nd year

**TODD HARTLEY** (Georgia '08) Assistant Head Coach/Tight Ends – 5th year

**BRYAN McCLENDON** (Georgia '05), Pass Game Coordinator/Wide Receivers – 2nd year

**DELL McGEE** (Auburn '01) Run Game Coordinator/Running Backs – 8th year

**WILL MUSCHAMP** (Georgia '94), Co-Defensive Coordinator – 3rd year

**GLENN SCHUMANN** (Alabama '11) Fain and Billy Slaughter Co-Defensive Coordinator/Inside LBs – 8th year

**TRAY SCOTT** (Arkansas Tech '08) Assistant Coach/Defensive Line – 7th year

**STACY SEARELS** (Auburn '90), Assistant Coach/Offensive Line – 2nd year

**CHIDERA UZO-DIRIBE** (Colorado '14), Assistant Coach/OLBs – 2nd Year

## SUPPORT STAFF

**MIKE CAVAN** (Georgia, '71) Director of Football Administration

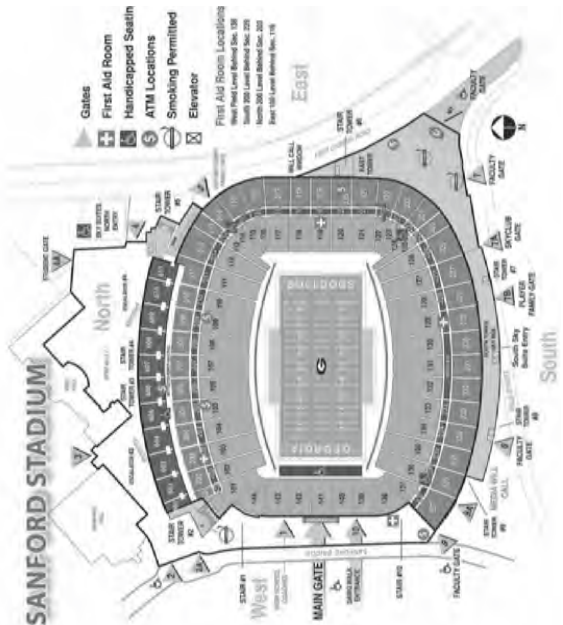
**SCOTT COCHRAN** (LSU, '01) Special Teams Coordinator

**RON COURSON** (Samford, '84) Executive Associate Athletic Director/Sports Medicine

**JONAS JENNINGS** (Georgia, '00) Director of Player Development

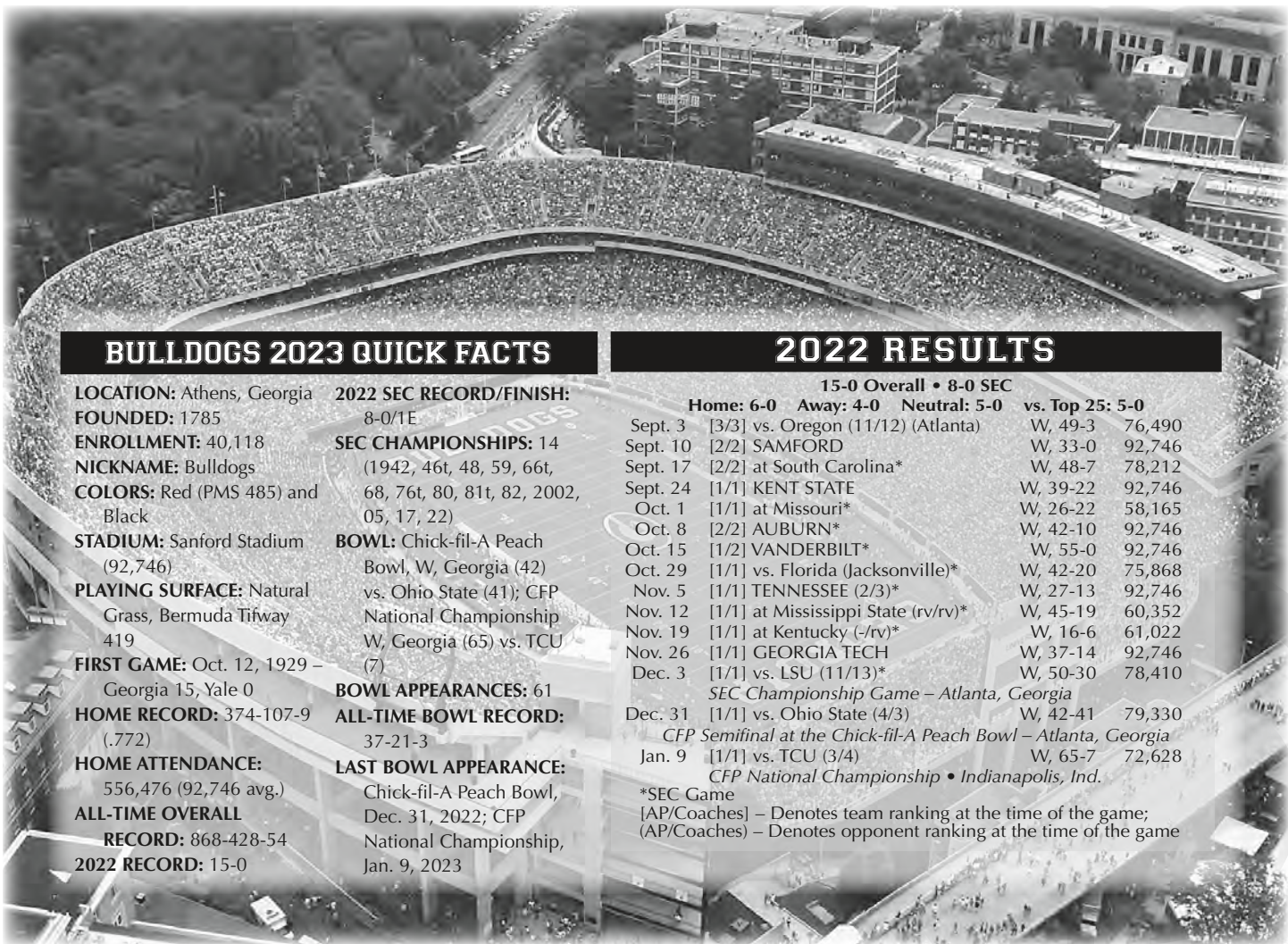
**NEYLAND RAPER** (Tennessee, '17) Assistant Athletic Director/Director of Operations

**SCOTT SINCLAIR** (Guilford, '99) Director of Strength & Conditioning



### YEAR-BY-YEAR

Year	School	Conf.	Pct.	All	Pct.	Bowl
2016	Georgia	4-4	.500	8-5	.615	Liberty
2017	Georgia	7-1	.875	13-2	.867	Rose & CFP NCG
2018	Georgia	7-1	.875	11-3	.786	Sugar
2019	Georgia	7-1	.875	12-2	.857	Sugar
2020	Georgia	7-2	.778	8-2	.800	Peach
2021	Georgia	8-0	1.000	14-1	.933	Orange & CFP NCG
2022	Georgia	8-0	1.000	15-0	1.000	Peach & CFP NCG
<b>TOTALS</b>		<b>48-9</b>	<b>.842</b>	<b>81-15</b>	<b>.844</b>	<b>7 Years</b>
<b>Georgia Record</b>		<b>48-9</b>	<b>.842</b>	<b>81-15</b>	<b>.844</b>	<b>7 Years</b>
<b>BOWL RECORD:</b>		8-2	.800			



### BULLDOGS 2023 QUICK FACTS

**LOCATION:** Athens, Georgia  
**FOUNDED:** 1785  
**ENROLLMENT:** 40,118  
**NICKNAME:** Bulldogs  
**COLORS:** Red (PMS 485) and Black  
**STADIUM:** Sanford Stadium (92,746)  
**PLAYING SURFACE:** Natural Grass, Bermuda Tifway 419  
**FIRST GAME:** Oct. 12, 1929 – Georgia 15, Yale 0  
**HOME RECORD:** 374-107-9 (.772)  
**HOME ATTENDANCE:** 556,476 (92,746 avg.)  
**ALL-TIME OVERALL RECORD:** 868-428-54  
**2022 RECORD:** 15-0

**2022 SEC RECORD/FINISH:** 8-0/1E  
**SEC CHAMPIONSHIPS:** 14 (1942, 46t, 48, 59, 66t, 68, 76t, 80, 81t, 82, 2002, 05, 17, 22)  
**BOWL:** Chick-fil-A Peach Bowl, W, Georgia (42) vs. Ohio State (41); CFP National Championship W, Georgia (65) vs. TCU (7)  
**BOWL APPEARANCES:** 61  
**ALL-TIME BOWL RECORD:** 37-21-3  
**LAST BOWL APPEARANCE:** Chick-fil-A Peach Bowl, Dec. 31, 2022; CFP National Championship, Jan. 9, 2023

### 2022 RESULTS

**15-0 Overall • 8-0 SEC**  
**Home: 6-0 Away: 4-0 Neutral: 5-0 vs. Top 25: 5-0**

Sept. 3	[3/3] vs. Oregon (11/12) (Atlanta)	W, 49-3	76,490
Sept. 10	[2/2] SAMFORD	W, 33-0	92,746
Sept. 17	[2/2] at South Carolina*	W, 48-7	78,212
Sept. 24	[1/1] KENT STATE	W, 39-22	92,746
Oct. 1	[1/1] at Missouri*	W, 26-22	58,165
Oct. 8	[2/2] AUBURN*	W, 42-10	92,746
Oct. 15	[1/2] VANDERBILT*	W, 55-0	92,746
Oct. 29	[1/1] vs. Florida (Jacksonville)*	W, 42-20	75,868
Nov. 5	[1/1] TENNESSEE (2/3)*	W, 27-13	92,746
Nov. 12	[1/1] at Mississippi State (rv/rv)*	W, 45-19	60,352
Nov. 19	[1/1] at Kentucky (-/rv)*	W, 16-6	61,022
Nov. 26	[1/1] GEORGIA TECH	W, 37-14	92,746
Dec. 3	[1/1] vs. LSU (11/13)*	W, 50-30	78,410
Dec. 31	[1/1] vs. Ohio State (4/3)	W, 42-41	79,330
Jan. 9	[1/1] vs. TCU (3/4)	W, 65-7	72,628

*SEC Championship Game – Atlanta, Georgia*  
*CFP Semifinal at the Chick-fil-A Peach Bowl – Atlanta, Georgia*  
*CFP National Championship • Indianapolis, Ind.*

\*SEC Game  
 [AP/Coaches] – Denotes team ranking at the time of the game;  
 (AP/Coaches) – Denotes opponent ranking at the time of the game

## 2023 ALPHABETICAL ROSTER

No.	Name	POS	HT	WT	CL	Hometown
8	Joemel Aguero	DB	5-11	205	Fr.	Lynn, Mass.
33	C.J. Allen	ILB	6-1	225	Fr.	Barnesville, Ga.
92	Liam Badger	PK	6-0	170	RSo.	Cumming, Ga.
66	Aliou Bah	OL	6-5	330	RFr.	Memphis, Tenn.
94	Henry Bates	PK	5-11	170	RFr.	Waycross, Ga.
15	Carson Beck	QB	6-4	215	Jr.	Jacksonville, Fla.
86	Dillon Bell	WR	6-1	210	So.	Houston, Texas
29	Luke Bennett	WR	5-11	175	RFr.	Blackshear, Ga.
58	Austin Blaske	OL	6-5	310	Jr.	Faulkville, Ga.
74	Drew Bobo	OL	6-5	290	RFr.	Auburn, Ala.
38	Brooks Bortle	WR	6-1	185	RFr.	Roswell, Ga.
31	Smoke Bouie	DB	5-11	180	So.	Bainbridge, Ga.
19	Brock Bowers	TE	6-4	230	Jr.	Napa, Calif.
97	Warren Brinson	DL	6-4	305	Sr.	Savannah, Ga.
31	Grant Briscoe	WR	6-3	190	RFr.	Carrollton, Ga.
54	Cade Brock	TE	6-0	250	Jr.	Subligna, Ga.
68	Chris Brown	OL	6-5	300	Jr.	Savannah, Ga.
22	Javon Bullard	DB	5-11	180	Jr.	Milledgeville, Ga.
32	Chaz Chambliss	OLB	6-2	250	Jr.	Carrollton, Ga.
20	Sevaughn Clark	RB	6-1	215	Sr.	Dawsonville, Ga.
42	Graham Collins	ILB	6-2	215	Jr.	Atlanta, Ga.
57	Luke Collins	OLB	6-2	245	RSo.	Birmingham, Ala.
14	David Daniel-Sisavanh	DB	6-2	185	Jr.	Woodstock, Ga.
48	Joseph Daniels	RB	5-10	188	Gr.	John's Creek, Ga.
4	Oscar Delp	TE	6-5	225	So.	Cumming, Ga.
26	Collin Drake	QB	6-1	195	RSo.	Ennis, Texas
10	Jamon Dumas-Johnson	ILB	6-1	235	Jr.	Hyattsville, Md.
30	Daijun Edwards	RB	5-10	201	Sr.	Norman Park, Ga.
17	Anthony Evans III	WR	5-11	165	Fr.	Converse, Texas
6	Daylen Everette	DB	6-1	190	So.	Norfolk, Va.
53	Dylan Fairchild	OL	6-5	300	RSo.	Cumming, Ga.
35	Jacob Fleming	DB	5-11	190	RFr.	Atlanta, Ga.
30	Terrell Foster	ILB	6-1	210	RFr.	Kennesaw, Ga.
57	Monroe Freeling	OL	6-7	300	Fr.	Isle of Palms, S.C.
1	Nyland Green	DB	6-1	185	RSo.	Covington, Ga.
71	Earnest Greene III	OL	6-4	330	RFr.	Los Angeles, Calif.
44	Jordan Hall	DL	6-4	310	Fr.	Jacksonville, Fla.
45	Jacob Hardie	RB	5-9	180	RFr.	Olney, Md.
4	AJ Harris	DB	6-1	190	Fr.	Phenix City, Ala.
29	Gabe Harris Jr.	OLB	6-4	250	Fr.	Thomasville, Ga.
13	Zeed Haynes	WR	6-1	170	Fr.	Philadelphia, Pa.
89	Braxton Hicks	WR	6-2	195	Jr.	Tiger, Ga.
12	Julian Humphrey	DB	6-0	190	RFr.	Webster, Texas
93	Tyrion Ingram-Dawkins	DL	6-5	300	RSo.	Gaffney, S.C.
17	Dan Jackson	DB	6-1	190	Sr.	Gainesville, Ga.
55	Jamaal Jarrett	DL	6-5	350	Fr.	Greensboro, N.C.
94	Jonathan Jefferson	DL	6-3	295	RSo.	Douglasville, Ga.
48	Cooper Johnson	TE	6-4	220	RFr.	Cumming, Ga.
82	Logan Johnson	WR	5-6	155	RSo.	Bogart, Ga.
76	Miles Johnson	OL	6-5	320	Jr.	Blue Ridge, Ga.
32	Cash Jones	RB	6-0	182	RSo.	Brock, Texas
7	Marvin Jones Jr.	OLB	6-5	250	So.	Sunrise, Fla.
98	Noah Jones	P	6-0	165	RSo.	Cairo, Ga.
39	Parker Jones	DB	5-11	165	RFr.	Albany, Ga.
81	David Lalaian	TE	6-4	225	Fr.	Monroe, Ga.
39	Collin Lark	DB	6-0	198	Jr.	Dallas, Texas
3	Kamari Lassiter	DB	6-0	180	Jr.	Savannah, Ga.
25	E.J. Lightsey	ILB	6-2	223	RFr.	Fitzgerald, Ga.
78	Chad Lindberg	OL	6-6	325	Jr.	League City, Texas

No.	Name	POS	HT	WT	CL	Hometown
96	Zion Logue	DL	6-5	295	Sr.	Lebanon, Tenn.
6	Dominic Lovett	WR	5-10	187	Jr.	Belleville, Ill.
7	Lawson Luckie	TE	6-3	240	Fr.	Norcross, Ga.
16	C.J. Madden	OLB	6-4	240	RFr.	Ellenwood, Ga.
84	Ladd McConkey	WR	6-0	185	Jr.	Chatsworth, Ga.
9	Jackson Meeks	WR	6-2	205	Jr.	Phenix City,
87	Mekhi Mews	WR	5-8	170	RSo.	Grayson, Ga.
52	Christen Miller	DL	6-4	295	RFr.	Ellenwood, Ga.
70	Joshua Miller	OL	6-4	310	Fr.	Chesterfield, Va.
2	Kendall Milton	RB	6-1	220	Sr.	Fresno, Calif.
65	Amarius Mims	OL	6-7	330	Jr.	Cochran, Ga.
2	Smael Mondon	ILB	6-3	220	Jr.	Dallas, Ga.
80	Brandon Moody	WR	5-7	165	Jr.	Monroe, Ga.
56	Micah Morris	OL	6-6	330	RSo.	Kingsland, Ga.
23	De'Nylon Morrisette	WR	6-1	200	So.	Stone Mountain, Ga.
56	William Mote	SN	6-2	230	Sr.	Hoover, Ala.
49	Jamier Moten	DB	5-8	160	RFr.	Charlotte, N.C.
26	Sam M'Pemba	OLB	6-3	245	Fr.	Olivette, Mo.
16	Jackson Muschamp	QB	6-2	190	Jr.	Columbia, S.C.
3	Andrew Paul	RB	5-11	218	RFr.	Dallas, Texas
69	Tate Ratledge	OL	6-6	320	RSo.	Rome, Ga.
37	Izayah Reeves	WR	5-11	175	RSo.	Long Island, N.Y.
9	Justyn Rhett	DB	6-0	190	Fr.	Las Vegas, Nev.
22	Branson Robinson	RB	5-10	220	So.	Canton, Miss.
0	Roderick Robinson II	RB	6-0	235	Fr.	Imperial, Calif.
1	Marcus Rosemy-Jacksaint	WR	6-2	195	Sr.	Pompano Beach, Fla.
41	Denton Shamburger	DB	6-0	185	RFr.	Atlanta, Ga.
47	Sam Shurtlett	OLB	6-4	230	Jr.	Watkinsville, Ga.
11	Arian Smith	WR	6-0	185	Jr.	Bradley, Fla.
18	C.J. Smith	WR	6-3	175	RFr.	Apopka, Fla.
36	Colby Smith	DB	5-10	175	Sr.	Danielsville, Ga.
19	Darris Smith	OLB	6-5	225	So.	Baxley, Ga.
23	Tyke Smith	DB	5-10	198	Sr.	Philadelphia, Pa.
51	Will Snellings	SN	6-2	220	Fr.	Fayetteville, Ga.
18	Xavian Sorey	ILB	6-3	214	RSo.	Campbellton, Fla.
83	Cole Speer	WR	5-11	185	So.	Calhoun, Ga.
88	Pearce Spurlin III	TE	6-7	240	Fr.	Rosemary Beach, Fla.
78	Nazir Stackhouse	DL	6-3	320	Sr.	Stone Mountain, Ga.
24	Malaki Starks	DB	6-1	205	So.	Jefferson, Ga.
14	Gunner Stockton	QB	6-1	210	RFr.	Tiger, Ga.
38	Patrick Taylor	DB	6-0	175	Jr.	Johns Creek, Ga.
20	JaCorey Thomas	DB	6-0	200	So.	Orlando, Fla.
5	Rara Thomas	WR	6-2	200	Jr.	Eufaula, Ala.
39	Miles Thornton	RB	6-0	195	RFr.	Tyrone, Ga.
92	Brett Thorson	P	6-2	210	So.	Melbourne, Australia
73	Xavier Truss	OL	6-7	330	Sr.	West Warwick, R.I.
12	Brock Vandagriff	QB	6-3	205	RSo.	Bogart, Ga.
63	Sedrick Van Pran	OL	6-4	310	Jr.	New Orleans, La.
46	George Vining	WR	6-0	205	Sr.	Macon, Ga.
11	Jalon Walker	ILB	6-2	225	So.	Salisbury, N.C.
79	Weston Wallace	OL	6-4	320	Jr.	Eatonon, Ga.
90	Tramel Walthour	DL	6-3	280	Sr.	Hinesville, Ga.
66	Jonathan Washburn	SN	6-2	230	RSo.	Ringgold, Ga.
13	Mykel Williams	DL	6-5	260	So.	Columbus, Ga.
10	Tyler Williams	WR	6-3	205	Fr.	Lakeland, Fla.
35	Damon Wilson II	OLB	6-4	235	Fr.	Nokomis, Fla.
55	Jared Wilson	OL	6-3	330	RSo.	Winston-Salem, N.C.
5	Raylen Wilson	ILB	6-1	225	Fr.	Tallahassee, Fla.
99	Jared Zirkel	PK	6-3	185	Jr.	Kerrville, Texas

## YEAR-BY-YEAR RECORDS

Year	Coach	SEC	SEC Finish	Overall	Bowls
1892	Dr. Charles Herty	1-1			
1893	Ernest Brown	2-2-1			
1894	Robert Winston	5-1			
1895	Glenn "Pop" Warner	3-4			
1896	Glenn "Pop" Warner	4-0			
1897	Charles McCarthy	2-1			
1898	Charles McCarthy	4-2			
1899	Gordon Saussy	2-3-1			
1900	E. E. Jones	2-4			
1901	Billy Reynolds	1-5-2			
1902	Billy Reynolds	4-2-1			
1903	M. M. Dickinson	3-4			
1904	Charles A. Barnard	1-5			
1905	M. M. Dickinson	1-5			
1906	W. S. Whitney	2-4-1			
1907	W. S. Whitney	4-3-1			
1908	Branch Bocock	5-2-1			
1909	J. Coulter Frank Dobson	1-4-2			
1910	W. A. Cunningham	6-2-1			
1911	W. A. Cunningham	7-1-1			
1912	W. A. Cunningham	6-1-1			
1913	W. A. Cunningham	6-2			
1914	W. A. Cunningham	3-5-1			
1915	W. A. Cunningham	5-2-2			
1916	W. A. Cunningham	6-3			
1919	W. A. Cunningham	4-2-3			
1920	H. J. Stegeman	8-0-1			
1921	H. J. Stegeman	7-2-1			
1922	H. J. Stegeman	5-4-1			
1923	George Woodruff	5-3-1			
1924	George Woodruff	7-3			
1925	George Woodruff	4-5			
1926	George Woodruff	5-4			
1927	George Woodruff	9-1			
1928	Harry Mehre	4-5			
1929	Harry Mehre	6-4			
1930	Harry Mehre	7-2-1			
1931	Harry Mehre	8-2			
1932	Harry Mehre	2-5-2			
1933	Harry Mehre	3-1	3	8-2	-
1934	Harry Mehre	3-2	5	7-3	-
1935	Harry Mehre	2-4	11	6-4	-
1936	Harry Mehre	3-3	6	5-4-1	-
1937	Harry Mehre	1-2-2	10	6-3-2	-
1938	Joel Hunt	1-2-1	9	5-4-1	-
1939	Wally Butts	1-3	9	5-6	-
1940	Wally Butts	2-3-1	7	5-4-1	-
1941	Wally Butts	3-1-1	4	9-1-1	Orange
1942	Wally Butts	6-1	1	11-1	Rose
1943	Wally Butts	0-3	4t	6-4	-
1944	Wally Butts	4-2	3	7-3	-
1945	Wally Butts	4-2	4	9-2	Oil
1946	Wally Butts	5-0	1t	11-0	Sugar
1947	Wally Butts	3-3	4t	7-4-1	Gator
1948	Wally Butts	6-0	1	9-2	Orange
1949	Wally Butts	1-4-1	10t	4-6-1	-
1950	Wally Butts	3-2-1	6	6-2-3	Presidential
1951	Wally Butts	2-4	9t	5-5	-
1952	Wally Butts	4-3	5	7-4	-
1953	Wally Butts	1-5	10t	3-7	-
1954	Wally Butts	3-2-1	5	6-3-1	-
1955	Wally Butts	2-5	11	4-6	-
1956	Wally Butts	1-6	12	3-6-1	-
1957	Wally Butts	3-4	9	3-7	-
1958	Wally Butts	2-4	10	4-6	-
1959	Wally Butts	7-0	1	10-1	Orange
1960	Wally Butts	4-3	6	6-4	-
1961	Johnny Griffith	2-5	9	3-7	-
1962	Johnny Griffith	2-3-1	7t	3-4-3	-
1963	Johnny Griffith	2-4	9	4-5-1	-
1964	Vince Dooley	4-2	2t	7-3-1	Sun
1965	Vince Dooley	3-3	6t	6-4	-
1966	Vince Dooley	6-0	1t	10-1	Cotton
1967	Vince Dooley	4-2	3t	7-4	Liberty
1968	Vince Dooley	5-0-1	1	8-1-2	Sugar
1969	Vince Dooley	2-3-1	6	5-5-1	Sun
1970	Vince Dooley	3-3	5t	5-5	-
1971	Vince Dooley	5-1	2t	11-1	Gator
1972	Vince Dooley	4-3	5	7-4	-
1973	Vince Dooley	3-4	5t	7-4-1	Peach
1974	Vince Dooley	4-2	2t	6-6	Tangerine
1975	Vince Dooley	5-1	2t	9-3	Cotton
1976	Vince Dooley	5-1	1t	10-2	Sugar
1977	Vince Dooley	2-4	7	5-6	-
1978	Vince Dooley	5-0-1	2	9-2-1	Bluebonnet
1979	Vince Dooley	5-1	2	6-5	-
1980	Vince Dooley	6-0	1	12-0	Sugar
1981	Vince Dooley	6-0	1t	10-2	Sugar
1982	Vince Dooley	6-0	1	11-1	Sugar
1983	Vince Dooley	5-1	2	10-1-1	Cotton
1984	Vince Dooley	4-2	3t	7-4-1	Citrus
1985	Vince Dooley	3-2-1	4	7-3-2	Sun
1986	Vince Dooley	4-2	2t	8-4	Hall of Fame
1987	Vince Dooley	4-2	4t	8-4	Liberty
1988	Vince Dooley	5-2	3	9-3	Gator
1989	Ray Goff	4-3	4t	6-6	Peach
1990	Ray Goff	2-5	6t	4-7	-

Year	Coach	SEC	SEC Finish	Overall	Bowls
1991	Ray Goff	4-3	4t	9-3	Independence
1992	Ray Goff	6-2	T1-E	10-2	Citrus
1993	Ray Goff	2-6	4-E	5-6	-
1994	Ray Goff	3-4-1	4-E	6-4-1	-
1995	Ray Goff	3-5	3-E	6-6	Peach
1996	Jim Donnan	3-5	4-E	5-6	-
1997	Jim Donnan	6-2	2-E	10-2	Outback
1998	Jim Donnan	6-2	3-E	9-3	Peach
1999	Jim Donnan	5-3	3-E	8-4	Outback
2000	Jim Donnan	5-3	T2-E	8-4	Oahu
2001	Mark Richt	5-3	T3-E	8-4	Music City
2002	Mark Richt	7-1	1-E	13-1	Sugar
2003	Mark Richt	6-2	T1-E	11-3	Capital One
2004	Mark Richt	6-2	2-E	10-2	Outback
2005	Mark Richt	6-2	1-E	10-3	Sugar
2006	Mark Richt	4-4	T3-E	9-4	Chick-fil-A
2007	Mark Richt	6-2	T1-E	11-2	Sugar
2008	Mark Richt	6-2	2-E	10-3	Capital One
2009	Mark Richt	4-4	T2-E	8-5	Independence
2010	Mark Richt	3-5	T3-E	6-7	Liberty
2011	Mark Richt	7-1	1-E	10-4	Outback
2012	Mark Richt	7-1	1-E	12-2	Capital One
2013	Mark Richt	5-3	3-E	8-5	Gator
2014	Mark Richt	6-2	2-E	10-3	Belk
2015	Mark Richt	5-3	2-E	9-3	N/A
2015	Bryan McClendon	0-0	N/A	1-0	TaxSlayer
2016	Kirby Smart	4-4	T2-E	8-5	Liberty
2017	Kirby Smart	7-1	1-E	13-2	Rose & CFP NCG
2018	Kirby Smart	7-1	1-E	11-3	Sugar
2019	Kirby Smart	7-1	1-E	12-2	Sugar
2020	Kirby Smart	7-2	2-E	8-2	Peach
2021	Kirby Smart	8-0	1-E	14-1	Orange & CFP NCG
2022	Kirby Smart	8-0	1-E	15-0	Peach & CFP NCG

## BOWL RESULTS 37-21-3

Bowl	Opponent	Result	Date
Orange	Texas Christian	W 40-26	1-1-42
Rose	UCLA	W 9-0	1-1-43
Oil	Tulsa	W 20-6	1-1-46
Sugar	North Carolina	W 20-10	1-1-47
Gator	Maryland	T 20-20	1-1-48
Orange	Texas	L 28-41	1-1-49
Presidential	Texas A&M	L 20-40	12-9-50
Orange	Missouri	W 14-0	1-1-60
Sun	Texas Tech	W 7-0	12-26-64
Cotton	Southern Methodist	W 24-9	12-31-66
Liberty	North Carolina State	L 7-14	12-16-67
Sugar	Arkansas	L 2-16	1-1-69
Sun	Nebraska	L 6-45	12-20-69
Gator	North Carolina	W 7-3	12-31-71
Peach	Maryland	W 17-16	12-28-73
Tangerine	Miami-Ohio	L 10-21	12-20-74
Cotton	Arkansas	L 10-31	1-1-76
Sugar	Pittsburgh	L 3-27	1-1-77
Bluebonnet	Stanford	L 22-25	12-31-78
Sugar	Notre Dame	W 17-10	1-1-81
Sugar	Pittsburgh	L 20-24	1-1-82
Sugar	Penn State	L 23-27	1-1-83
Cotton	Texas	W 10-9	1-2-84
Citrus	Florida State	T 17-17	12-22-84
Sun	Arizona	T 13-13	12-28-85
Hall of Fame	Boston College	L 24-27	12-23-86
Liberty	Arkansas	W 20-17	12-29-87
Gator	Michigan State	W 34-27	1-1-89
Peach	Syracuse	L 18-19	12-30-89
Independence	Arkansas	W 24-15	12-29-92
Citrus	Ohio State	W 21-14	1-1-93
Peach	Virginia	L 27-34	12-30-95
Outback	Wisconsin	W 33-6	1-1-98
Peach	Virginia	W 35-33	12-31-98
Outback	Purdue	W 28-25 OT	1-1-00
Oahu	Virginia	W 37-14	12-24-00
Music City	Boston College	L 16-20	12-28-01
Sugar	Florida State	W 26-13	1-1-03
Capital One	Purdue	W 34-27 OT	1-1-04
Outback	Wisconsin	W 24-21	1-1-05
Sugar	West Virginia	L 35-38	1-2-06
Chick-fil-A	Virginia Tech	W 31-24	12-30-06
Sugar	Hawai'i	W 41-10	1-1-08
Capital One	Michigan State	W 24-12	1-1-09
Independence	Texas A&M	W 44-20	12-28-09
Liberty	Central Florida	L 6-10	12-31-10
Outback	Michigan State	L 30-33 (3OT)	1-2-12
Capital One	Nebraska	W 45-31	1-1-13
Gator	Nebraska	L 19-24	1-1-14
Belk	Louisville	W 37-14	12-30-14
TaxSlayer	Penn State	W 24-17	1-2-16
Liberty	TCU	W 31-23	12-30-16
Rose	Oklahoma	W 54-48 (ZOT)	1-1-18
CFP NCG	Alabama	L 26-23 OT	1-8-18
Sugar	Texas	L 21-28	1-1-19
Sugar	Baylor	W 26-14	1-1-20
Peach	Cincinnati	W 24-21	1-1-21
Orange	Michigan	W 34-11	12-31-21
CFP NCG	Alabama	W 33-18	1-10-22
Peach	Ohio State	W 42-41	12-31-22
CFP NCG	TCU	W 65-7	1-9-23

# MARK STOOPS



**MITCH BARNHART**  
Athletics Director  
(Ottawa, '81)



**JOSEPH L. FINK III**  
Faculty Representative  
(Philadelphia College of  
Pharmacy & Science, '70)



**DR. ELI CAPILOUTO**  
President  
(Alabama, '71)



**MARK STOOPS**  
Head Football Coach  
(Iowa, '89)

## WILDCATS 2023

Sept. 2	<b>BALL STATE</b>
Sept. 9	<b>EASTERN KENTUCKY</b>
Sept. 16	<b>AKRON</b>
Sept. 23	at Vanderbilt*
Sept. 30	<b>FLORIDA*</b>
Oct. 7	at Georgia*
Oct. 14	<b>MISSOURI*</b>
Oct. 28	<b>TENNESSEE*</b>
Nov. 4	at Mississippi State*
Nov. 11	<b>ALABAMA*</b>
Nov. 18	at South Carolina*
Nov. 25	at Louisville

\* SEC Game  
**BOLD** denotes home game

## ASSISTANT COACHES

**JAY BOULWARE** (Texas, '96), Safeties/Special Teams Coordinator, 1st year  
**FRANK BUFFANO** (Arizona, '06), Safeties/Co-Special Teams Coord., 4th year  
**LIAM COEN** (UMass, '08), Offensive Coordinator/Quarterbacks, 2nd year, 1st in current term  
**CHRIS COLLINS** (Western Carolina, '10), Defensive Backs, 3rd year  
**VINCE MARROW** (Toledo, '92), Assoc. HC/TE/Recruiting Coord, 11th year  
**ANWAR STEWART** (Kentucky, '17), Defensive Line, 4th year  
**MIKE STOOPS** (Iowa, '87), Inside Linebackers, 2nd year  
**BRAD WHITE** (Wake Forest, '05), Defensive Coord./Outside Linebackers, 6th year  
**SCOTT WOODWARD** (UMass, '09), Wide Receivers, 3rd year  
**ZACH YENSER** (Troy, 2007), Offensive Line, 2nd year

## SUPPORT STAFF

**DANIELLE BRASWELL** (Auburn, '15) Executive Director of Recruiting  
**EDDIE GRAN** (Cal Lutheran, '87) Special Assistant to the Head Coach  
**COREY EDMOND** (N.C. State, '03) Director of Performance  
**CHRISTIAN FIERO** (Eastern Kentucky, '08) Coaching Video Coordinator  
**EVAN GRISKOWITZ** – Head Athletic Trainer  
**CHASE HEUKE** (Kentucky, '2015) General Manager/Director of Recruiting  
**MARC HILL** (Iowa Wesleyan, '93) Deputy AD/Football Liaison  
**MARK HILL** (Chattanooga, '99) Director of Performance/Head Strength Coach  
**TOM KALINOWSKI** (Kentucky, '78) Equipment Manager  
**CHRIS MORRIS** (Kentucky, '06) Director of Performance Science  
**JOSH PRUITT** (Troy, '06) Director of Football Operations

**HOMETOWN:** Youngstown, Ohio

**ALMA MATER:** Iowa (1989)

**PLAYING CAREER:** Defensive back at the University of Iowa, 1985-89

**PLAYING ACCOMPLISHMENTS:** Participated in 4 bowl games

**COACHING EXPERIENCE:** Iowa, graduate assistant, 1990-91; Nordon High School, defensive backs, 1992-95; South Florida, defensive backs, 1996; Wyoming, defensive backs, 1997-99; Houston, co-defensive coordinator, safeties, 2000; Miami (Fla.), defensive backs 2001-03; Arizona, defensive coordinator, defensive backs, 2004-09; Florida State, defensive coordinator, defensive backs, 2010-12; Kentucky, head coach, 2013-present

**COACHING ACCOMPLISHMENTS:** Participated in 17 bowl games as a coach — two Rose, two Orange, two Holiday, Fiesta, Las Vegas, Chick-fil-A, Champs Sports, two TaxSlayer Gator, two VRBO Citrus, two Music City, Belk; won national championship for 2001 season at Miami; 2018 SEC Coach of the Year

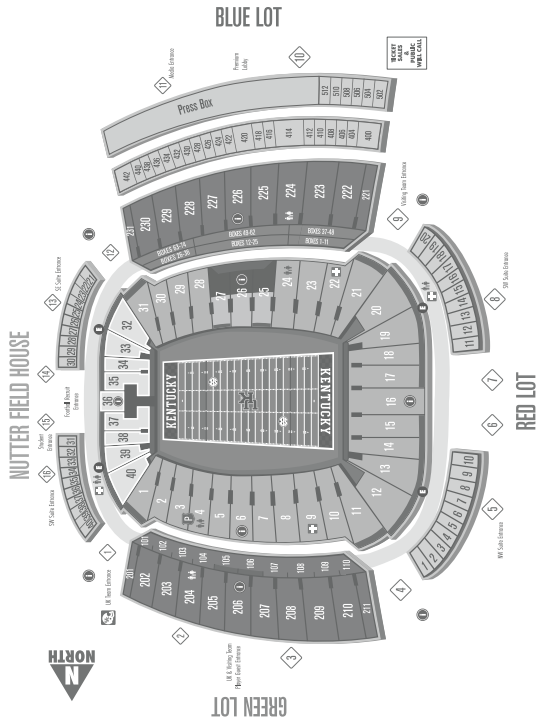
**CHILDREN:** Will, Zack



# UNIVERSITY OF KENTUCKY



## 2023 FOOTBALL



### YEAR-BY-YEAR

Year	School	Conf.	Pct.	All	Pct.	Bowl
2013	Kentucky	0-8	.000	2-10	.167	
2014	Kentucky	2-6	.250	5-7	.417	
2015	Kentucky	2-6	.250	5-7	.417	
2016	Kentucky	4-4	.500	7-6	.538	TaxSlayer
2017	Kentucky	4-4	.500	7-6	.538	Music City
2018	Kentucky	5-3	.625	10-3	.769	Citrus
2019	Kentucky	3-5	.375	8-5	.615	Belk
2020	Kentucky	4-6	.400	5-6	.455	Gator
2021	Kentucky	5-3	.625	10-3	.769	Citrus
2022	Kentucky	3-5	.375	7-6	.538	Music City
<b>TOTALS</b>		<b>32-50</b>	<b>.390</b>	<b>66-59</b>	<b>.528</b>	<b>10 Years</b>
<b>Kentucky Record</b>		<b>32-50</b>	<b>.390</b>	<b>66-59</b>	<b>.528</b>	<b>10 Years</b>
<b>BOWL RECORD:</b>		4-3	.571			



### WILDCATS 2023 QUICK FACTS

**LOCATION:** Lexington, Kentucky  
**FOUNDED:** 1865  
**ENROLLMENT:** 30,000  
**NICKNAME:** Wildcats  
**COLORS:** Blue (PMS 286) and White  
**STADIUM:** Kroger Field (61,000)  
**PLAYING SURFACE:** UBU Speed Series synthetic turf  
**FIRST GAME:** Sept. 15, 1973 – Kentucky 31, Virginia Tech 26  
**HOME ATTENDANCE:** 56,301  
**HOME RECORD:** 177-138-4

**ALL-TIME RECORD:** 639-635-44  
**2022 RECORD:** 7-6  
**2022 SEC RECORD/FINISH:** 3-5  
**SEC CHAMPIONSHIPS:** 2 (1950, 76t)  
**BOWL:** TransPerfect Music City Bowl, L, Kentucky (0) vs Iowa (21)  
**BOWL APPEARANCES:** 22  
**BOWL RECORD:** 12-10 (.571)  
**LAST BOWL APPEARANCE:** TransPerfect Music City Bowl, Dec. 31, 2022

### 2022 RESULTS

**7-6 Overall • 3-5 SEC**  
**Home: 5-3 Away: 2-2 Neutral: 0-1 vs. Top 25: 2-3**

Sept. 3	[20/21] MIAMI (Ohio)	W, 37-13	61,139
Sept. 10	[20/20] at Florida* (12/19)	W, 26-16	89,993
Sept. 17	[9/10] YOUNGTOWN STATE	W, 31-0	59,308
Sept. 24	NORTHERN ILLINOIS	W, 31-23	61,579
Oct. 1	[7/8] at Ole Miss* (14/11)	L, 19-22	64,828
Oct. 8	[13/13] SOUTH CAROLINA*	L, 14-24	61,612
Oct. 15	[22/22] MISSISSIPPI STATE* (16/17)	W, 27-17	61,451
Oct. 29	[19/17] at Tennessee* (3/3)	L, 6-44	101,915
Nov. 5	[RV/24] at Missouri*	W, 21-17	61,047
Nov. 12	[RV/24] VANDERBILT*	L, 21-24	57,424
Nov. 19	[NR/RV] GEORGIA* (1/1)	L, 6-16	61,022
Nov. 26	LOUISVILLE (rv/rv)	W, 26-13	58,727
Dec. 31	vs. Iowa	L, 0-21	42,312

TransPerfect Music City Bowl • Nashville, Tennessee

\*SEC Game  
 [AP/Coaches] – Denotes team ranking at the time of the game;  
 (AP/Coaches) – Denotes opponent ranking at the time of the game

## 2023 ALPHABETICAL ROSTER

No.	Name	POS	HT	WT	CL	Hometown
19	Nasir Addison	DB	6-0	187	Fr	Newark, N.J.
3	Alex Afari Jr.	DB	6-2	214	So	Cincinnati, Ohio
21	Santos Alvarez	WR	5-11	163	Fr	Cincinnati, Ohio
82	Khamari Anderson	TE	6-5	238	Fr	Detroit, Mich.
15	Jareemiah Anglin Jr.	DB	6-1	185	Fr	Lake Wales, Fla.
87	Ardell Banks	WR	6-3	187	Fr	Massillon, Ohio
80	Brenden Bates	TE	6-5	251	Sr	Cincinnati, Ohio
98	Isaiah Beasley	DL	5-11	292	Sr	Radcliff, Ky.
37	Michael Bernard	K	6-3	205	Sr	Clayton, Mo.
93	Wilson Berry	P	6-4	213	So	Mariybrong, Australia
59	Lincoln Billiter	DL	6-3	272	Fr	Virgie, Ky.
65	Grant Bingham	OL	6-5	321	Fr	Johnson County, Ky.
51	Tanner Bowles	OL	6-5	306	Sr	Glasgow, Ky.
5	Anthony Brown	WR	5-10	168	Fr	Springfield, Ohio
7	Barion Brown	WR	6-1	174	So	Nashville, Tenn.
38	Jayvant Brown	LB	6-0	226	Fr	Dearfield Beach, Fla.
45	Jase Bruner	OLB	6-2	227	Sr	Science Hill, Ky.
14	Ty Bryant	DB	6-0	187	Fr	Lexington, Ky.
62	Jager Burton	OL	6-4	307	So	Lexington, Ky.
64	Jackson Bunn	OL	6-2	285	Fr	Oxford, Ala.
45	Darius Cannon	WR	5-9	175	Fr	Gainesville, Ga.
11	Zion Childress	DB	6-0	201	Jr	Houston, Texas
52	Ben Christman	OL	6-6	321	So	Akron, Ohio
34	Cannon Coffee	DB	5-11	167	Fr	Indianapolis, Ind.
75	Eli Cox	OL	6-4	311	Sr	Nicholasville, Ky.
69	Marques Cox	OL	6-5	311	Sr	Peoria, Ill.
3	Dekel Crowdus	WR	5-10	171	So	Lexington, Ky.
8	Izayah Cummings	TE	6-3	232	Sr	Louisville, Ky.
53	Hayden Dawahare	LB	6-2	228	Fr	Lexington, Ky.
1	Ray Davis	RB	5-10	216	Sr	San Francisco, Calif.
27	Max DeGraff	WR/K	5-11	154	Fr	Lexington, Ky.
34	Trey Dennis	WR	5-8	138	Jr	Lexington, Ky.
85	Jordan Dingle	TE	6-4	238	So	Bowling Green, Ky.
47	Justice Dingle II	FB	6-3	261	Sr	Bowling Green, Ky.
95	Jamarius Dinkins	DL	6-5	280	So	Columbus, Ohio
37	Isaac Dixon	RB	5-11	199	So	Belfry, Ky.
10	Jantzen Dunn	DB	6-0	182	So	Bowling Green, Ky.
42	Tyrese Fearbry	OLB	6-5	233	Fr	Pittsburgh, Pa.
77	Jeremy Flax	OL	6-6	325	Sr	Detroit, Mich.
74	Courtland Ford	OL	6-6	315	Jr	Peoria, Ill.
40	Luke Fulton	ILB	6-4	225	Sr	Youngstown, Ohio
94	Tavion Gadson	DL	6-5	275	Fr	Savannah, Ga.
46	Ron Gaines	LS	6-5	250	Sr	Chicago, Ill.
86	Dylan Gary	WR	6-4	198	So	Sugar Hill, Ga.
4	Jalen Geiger	DB	6-1	199	Sr	Columbia, S.C.
99	Kendrick Gilbert	DL	6-5	292	Fr	Indianapolis, Ind.
22	Grant Godfrey	OLB	6-3	227	Fr	Suwanee, Ga.
36	Da'min Green	DB	5-10	190	Fr	Lexington, Ky.
31	Maxwell Hairston	DB	6-1	181	So	West Bloomfield, Mich.
70	Nikolas Hall	OL	6-6	314	Fr	Austin, Texas
19	Shane Hamm	QB	5-11	209	So	North Jackson, Ohio
6	Jonquis "JQ" Hardaway	DB	6-3	194	So	Columbus, Ga.
97	Josaih Hayes	DL	6-3	317	Sr	Horn Lake, Miss.
50	Darrion Henry-Young	DL	6-4	264	Jr	Cincinnati, Ohio
56	Walker Himebauch	LS	6-0	228	Fr	Colorado Springs, Colo.
16	Deuce Hogan	QB	6-4	217	Jr	Southlake, Texas
68	Kenneth Horsey	OL	6-3	311	Sr	Sanford, Fla.

No.	Name	POS	HT	WT	CL	Hometown
57	Max Ishmael	OL	6-3	316	Fr	Lexington, Ky.
54	D'Eryk Jackson	ILB	6-1	245	Sr	Dublin, Ga.
26	Ramon Jefferson	RB	5-10	210	Sr	Bronx, N.Y.
91	Heath Jehu	P	6-0	163	Fr	Birmingham, Ala.
84	Josh Kattus	TE	6-4	231	So	Cincinnati, Ohio
50	Koby Keenum	OL	6-4	295	Fr	Florence, Ala.
6	Dane Key	WR	6-3	195	So	Lexington, Ky.
81	Cole Lanter	WR	5-11	182	So	Danville, Ky.
13	Devin Leary	QB	6-1	217	Sr	Sicklerville, N.J.
88	Tanner Lemaster	TE	6-5	253	Fr	Washington Court House, Ohio
25	Jordan Lovett	DB	6-2	195	So	Radcliff, Ky.
55	Noah Matthews	OLB	6-5	237	Fr	Bridgeville, Del.
4	JuTahn McClain	RB	5-9	198	Sr	Fairfield, Ohio
66	Tino Merlo	OL	6-2	279	Fr	Youngstown, Ohio
83	Jack Monday	TE	6-1	224	So	Lexington, Ky.
35	Jackson Moore	K	5-10	156	Fr	Marvin, N.C.
47	Jarard Mosely	DB	6-2	183	So	West Palm Beach, Fla.
60	Braiden Myers	OL	6-3	274	Fr	Somerset, Ky.
8	Octavious Oxendine	DL	6-1	276	Sr	Radcliff, Ky.
58	Lucas Padgett	OL	6-4	315	Jr	Birmingham, Ala.
61	Nick Pearson	OL	6-3	291	Fr	Milton, Ga.
55	Clay Perry	LS	6-0	199	Sr	Upton, Ky.
23	Andru Phillips	DB	6-0	187	Jr	Mauldin, S.C.
12	Chance Poore	K	6-2	213	Sr	Anderson, S.C.
2	Shamar Porter	WR	6-2	205	Fr	Nashville, Tenn.
73	Dylan Ray	OL	6-6	305	So	Noblesville, Indiana
17	Daveren Rayner	ILB	6-2	217	Sr	Indianapolis, Indiana
16	Alex Raynor	K	6-0	178	Sr	Kennesaw, Georgia
24	Elijah Reed	DB	6-3	185	Fr	Louisville, Ky.
28	Jordan Robinson	DB	6-4	208	So	Columbia, S.C.
9	Tayvion Robinson	WR	5-11	194	Sr	Virginia Beach, Va.
67	Paul Rodriguez	OL	6-5	324	So	Mason, Ohio
90	Tre'vonn Rybka	DL	6-4	276	Jr	Dickson, Tenn.
92	Kahlil Saunders	DL	6-5	285	So	Huntsville, Ala.
29	Jackson Schulz	DB	6-2	202	So	Louisville, Ky.
12	Kaiya Sheron	QB	6-3	210	So	Somerset, Ky.
63	Edric Simmons	DL	6-2	276	Fr	Nashville, Tenn.
9	Keeshawn Silver	DL	6-4	322	So	Rocky Mount, N.C.
39	Jackson Smith	K	5-11	204	Fr	Danville, Ky.
30	Avery Stuart	DB	6-2	186	Fr	Montgomery, Ala.
0	Demie Sumo-Karngbaye	RB	6-0	210	Jr	Willingboro, N.J.
39	Josh Terrell	WR	5-10	189	So	Fort Worth, Texas
44	Martez Thrower	ILB	6-2	224	Jr	Rochelle, Ga.
48	Jack Varga	FB	5-11	222	Sr	Louisville, Ky.
15	Destin Wade	QB	6-3	223	Fr	Spring Hill, Tenn.
20	Keaten Wade	OLB	6-5	250	So	Spring Hill, Tenn.
0	Deone Walker	DL	6-6	348	So	Detroit, Mich.
32	Trevin Wallace	ILB	6-2	241	Jr	Jesup, Ga.
13	J.J. Weaver	OLB	6-5	244	Sr	Louisville, Ky.
18	Brandon White	WR	5-9	167	Fr	Cincinnati, Ohio
49	Jai Williams	OLB	6-5	214	Jr	Lake Forest, Ill.
10	Jamarion Wilcox	RB	5-10	184	Fr	Douglasville, Ga.
71	Malachi Wood	OL	6-8	283	Fr	Richmond, Ky.
29	La'Ve'll Wright	RB	6-0	214	So	Louisville, Ky.
43	Carson Wright	LB	5-10	205	Fr	Pikeville, Ky.
96	Tommy Ziesmer	DL	6-2	257	Fr	Danville, Ky.

# YEAR-BY-YEAR RECORDS

Year	Coach	SEC	SEC Finish	Overall	Bowls
1881	Unknown			1-2	
1891	Unknown			1-1	
1892	Prof. A. M. Miller			2-4-1	
1893	John A. Thompson			5-2-1	
1894	W. P. Finney			5-2	
1895	Charles Mason			4-5	
1896	Dudley Short			3-6	
1897	Lyman B. Eaton			2-4	
1898	W. R. Bass			7-0	
1899	W. R. Bass			5-2-2	
1900	W. H. Kiler			4-6	
1901	W. H. Kiler			2-6-1	
1902	E. W. McLeod			3-5-1	
1903	C. A. Wright			7-1	
1904	F. E. Schact			9-1	
1905	F. E. Schact			6-3-1	
1906	J. White Guyn			4-3	
1907	J. White Guyn			9-1-1	
1908	J. White Guyn			4-3	
1909	E. R. Sweetland			9-1	
1910	E. R. Sweetland			7-2	
1911	P. P. Douglass			7-3	
1912	E. R. Sweetland			7-2	
1913	Alpha Brumage			6-2	
1914	Alpha Brumage			5-3	
1915	J. J. Tigert			6-1-1	
1916	J. J. Tigert			4-1-2	
1917	S. A. Boles			3-5-1	
1918	Andy Gill			2-1	
1919	Andy Gill			3-4-1	
1920	W. J. Juneau			3-4-1	
1921	W. J. Juneau			4-3-1	
1922	W. J. Juneau			6-3	
1923	J. J. Winn			4-3-2	
1924	Fred J. Murphy			4-5	
1925	Fred J. Murphy			6-3	
1926	Fred J. Murphy			2-6-1	
1927	Harry Gamage			3-6-1	
1928	Harry Gamage			4-3-1	
1929	Harry Gamage			6-1-1	
1930	Harry Gamage			5-3	
1931	Harry Gamage			5-2-2	
1932	Harry Gamage			4-5	
1933	Harry Gamage	2-3	9t	5-5	-
1934	C.A. Wynne	1-3	9	5-5	-
1935	C.A. Wynne	3-3	6t	5-4	-
1936	C.A. Wynne	1-3	10	6-4	-
1937	C.A. Wynne	0-5	11t	4-6	-
1938	A.D. Kirwan	0-4	12t	2-7	-
1939	A.D. Kirwan	2-2-1	5t	6-2-1	-
1940	A.D. Kirwan	1-2-2	9	5-3-2	-
1941	A.D. Kirwan	0-4	12	5-4	-
1942	A.D. Kirwan	0-5	11t	3-6-1	-
1943	NO TEAM	-	-	-	-
1944	A.D. Kirwan	1-5	9	3-6	-
1945	Bernie Shivley	0-5	12	2-8	-
1946	Paul "Bear" Bryant	2-3	8	7-3	-
1947	Paul "Bear" Bryant	2-3	9t	8-3	Great Lakes
1948	Paul "Bear" Bryant	1-3-1	9	5-3-2	-
1949	Paul "Bear" Bryant	4-1	2	9-3	Orange
1950	Paul "Bear" Bryant	5-1	1	11-1	Sugar
1951	Paul "Bear" Bryant	3-3	5	8-4	Cotton
1952	Paul "Bear" Bryant	1-3-2	9	5-4-2	-
1953	Paul "Bear" Bryant	4-1-1	2t	7-2-1	-
1954	Blanton Collier	5-2	3t	7-3	-
1955	Blanton Collier	3-3-1	6t	6-3-1	-
1956	Blanton Collier	4-4	6t	6-4	-
1957	Blanton Collier	1-7	12	3-7	-
1958	Blanton Collier	3-4-1	6t	5-4-1	-
1959	Blanton Collier	1-6	10	4-6	-
1960	Blanton Collier	2-4-1	9	5-4-1	-
1961	Blanton Collier	2-4	8	5-5	-
1962	Charlie Bradshaw	2-3-1	7t	3-5-2	-
1963	Charlie Bradshaw	0-5-1	11	3-6-1	-
1964	Charlie Bradshaw	4-2	2t	5-5	-
1965	Charlie Bradshaw	3-3	6t	6-4	-
1966	Charlie Bradshaw	2-4	7	3-6-1	-
1967	Charlie Bradshaw	1-6	8	2-8	-
1968	Charlie Bradshaw	0-7	10	3-7	-
1969	John Ray	1-6	9	2-8	-
1970	John Ray	0-7	10	2-9	-

Year	Coach	SEC	SEC Finish	Overall	Bowls
1971	John Ray	1-6	8t	3-8	-
1972	John Ray	2-5	7t	3-8	-
1973	Fran Curci	3-4	5t	5-6	-
1974	Fran Curci	3-3	4t	6-5	-
1975	Fran Curci	0-6	9t	2-8-1	-
1976	Fran Curci	5-1	1t	9-3	Peach
1977	Fran Curci	6-0	*	10-1	-
1978	Fran Curci	2-4	7t	4-6-1	-
1979	Fran Curci	3-3	5t	5-6	-
1980	Fran Curci	1-5	8	3-8	-
1981	Fran Curci	2-4	6t	3-8	-
1982	Jerry Claiborne	0-6	9t	0-10-1	-
1983	Jerry Claiborne	2-4	7	6-5-1	Hall of Fame
1984	Jerry Claiborne	3-3	5t	9-3	Hall of Fame
1985	Jerry Claiborne	1-5	8	5-6	-
1986	Jerry Claiborne	2-4	7t	5-5-1	-
1987	Jerry Claiborne	1-5	7t	5-6	-
1988	Jerry Claiborne	2-5	8t	5-6	-
1989	Jerry Claiborne	2-5	7t	6-5	-
1990	Bill Curry	3-4	5	4-7	-
1991	Bill Curry	0-7	10	3-8	-
1992	Bill Curry	2-6	T5-E	4-7	-
1993	Bill Curry	4-4	3-E	6-6	Peach
1994	Bill Curry	0-8	6-E	1-10	-
1995	Bill Curry	2-6	5-E	4-7	-
1996	Bill Curry	3-5	T4-E	4-7	-
1997	Hal Mumme	2-6	5-E	5-6	-
1998	Hal Mumme	4-4	4-E	7-5	Outback
1999	Hal Mumme	4-4	4-E	6-6	Music City
2000	Hal Mumme	0-8	6-E	2-9	-
2001	Guy Morriss	1-7	5-E	2-9	-
2002	Guy Morriss	3-5	*	7-5	-
2003	Rich Brooks	1-7	6-E	4-8	-
2004	Rich Brooks	1-7	T5-E	2-9	-
2005	Rich Brooks	2-6	6-E	3-8	-
2006	Rich Brooks	4-4	T3-E	8-5	Music City
2007	Rich Brooks	3-5	T4-E	8-5	Music City
2008	Rich Brooks	2-6	6-E	7-6	Liberty
2009	Rich Brooks	3-5	T4-E	7-6	Music City
2010	Joker Phillips	2-6	5-E	6-7	BBVA Compass
2011	Joker Phillips	2-6	T4-E	5-7	-
2012	Joker Phillips	0-8	7-E	2-10	-
2013	Mark Stoops	0-8	7-E	2-10	-
2014	Mark Stoops	2-6	6-E	5-7	-
2015	Mark Stoops	2-6	T4-E	5-7	-
2016	Mark Stoops	4-4	T2-E	7-6	TaxSlayer
2017	Mark Stoops	4-4	T3-E	7-6	Music City
2018	Mark Stoops	5-3	T2-E	10-3	Citrus
2019	Mark Stoops	3-5	T4-E	8-5	Belk
2020	Mark Stoops	4-6	4-E	5-6	Gator
2021	Mark Stoops	5-3	2-E	10-3	Citrus
2022	Mark Stoops	3-5	T4-E	7-6	Music City

\*did not count in standings due to NCAA probation period.

## BOWL RESULTS 12-10

Bowl	Opponent	Result	Date
Great Lakes	Villanova	W 24-14	12-6-47
Orange	Santa Clara	L 13-21	1-2-50
Sugar	Oklahoma	W 13-7	1-1-51
Cotton	Texas Christian	W 20-7	1-1-52
Peach	North Carolina	W 21-0	12-31-76
Hall of Fame	West Virginia	L 16-20	12-22-83
Hall of Fame	Wisconsin	W 20-19	12-29-84
Peach	Clemson	L 13-14	12-31-93
Outback	Penn State	L 14-26	1-1-99
Music City	Syracuse	L 13-20	12-29-99
Music City	Clemson	W 28-20	12-29-2006
Music City	Florida State	W 35-28	12-31-2007
AutoZone Liberty	East Carolina	W 25-19	1-2-2009
Music City	Clemson	L 21-13	12-27-2009
BBVA Compass	Pittsburgh	L 10-27	1-8-2011
TaxSlayer	Georgia Tech	L 18-33	12-31-16
Music City	Northwestern	L 23-24	12-29-17
Citrus	Penn State	W 27-24	1-1-19
Belk	Virginia Tech	W 37-30	12-31-19
Gator	NC State	W 23-21	1-2-21
Citrus	Iowa	W 20-17	1-1-22
Music City	Iowa	L 0-21	12-31-22

# BRIAN KELLY



**WILLIAM F. TATE IV**  
President  
(Northern Illinois, '82)



**SCOTT WOODWARD**  
Athletics Director  
(LSU, '85)



**DR. LORI MARTIN**  
Faculty Representative  
(Fordham, '96)



**BRIAN KELLY**  
Head Football Coach  
(Assumption, '83)

## TIGERS 2023

Sept. 3	vs. Florida St. (Orlando)
<b>Sept. 9</b>	<b>GRAMBLING</b>
Sept. 16	at Mississippi State*
<b>Sept. 23</b>	<b>ARKANSAS*</b>
Sept. 30	at Ole Miss*
Oct. 7	at Missouri*
<b>Oct. 14</b>	<b>AUBURN*</b>
<b>Oct. 21</b>	<b>ARMY</b>
Nov. 4	at Alabama*
<b>Nov. 11</b>	<b>FLORIDA*</b>
<b>Nov. 18</b>	<b>GEORGIA STATE</b>
<b>Nov. 25</b>	<b>TEXAS A&amp;M*</b>

\* SEC Game

**BOLD** denotes home game

**HOMETOWN:** Everett, Mass.

**ALMA MATER:** Assumption, 1983

**PLAYING CAREER:** Assumption, 1979-82 (linebacker)

**COACHING EXPERIENCE:** Assumption, 1983-86 (defensive coordinator/linebackers); Grand Valley State, 1987-88 (defensive backs); 1989-90 Grand Valley State (defensive coordinator); Grand Valley State, 1991-2003 (Head coach); Central Michigan, 2004-06 (Head Coach); Cincinnati, 2007-09 (Head Coach); Notre Dame, 2010-21 (Head Coach); LSU, 2022 (Head Coach)

**COACHING ACCOMPLISHMENTS:** 2020 ACC Coach of the Year; 2018 Home Depot National Coach of the Year; 2018 AP National Coach of the Year; 2018 Gene Stallings National Coach of the Year; 2012 AP National Coach of the Year; 2012 Walter Camp National Coach of the Year; 2012 Sporting News National Coach of the Year; 2012 Home Depot National Coach of the Year; 2012 Liberty Mutual National Coach of the Year; 2012 AFCA National Coach of the Year; 2009 Home Depot National Coach of the Year; 2009 Big East Coach of the Year; 2008 Big East Coach of the Year; 2007 Big East Coach of the Year

**BORN:** October 25, 1961

**WIFE:** Paqui

**CHILDREN:** Patrick, Grace and Kenzel

## ASSISTANT COACHES

**MATT HOUSE** (Michigan State, 2000) Defensive Coordinator/Linebackers – 2nd Year

**MIKE DENBROCK** (Grand Valley State, 1987) Offensive Coordinator/Tight Ends – 2nd Year

**FRANK WILSON** (Nicholls, 1999) Assoc. Head Coach/Running Backs – 8th Year

**BRAD DAVIS** (Oklahoma, 2003) – Offensive Line – 3rd Year

**JOE SLOAN** (East Carolina, 2008) Quarterbacks – 2nd Year

**CORTEZ HANKTON** (Texas Southern, 2002) Passing Game Coordinator/Wide Receivers – 2nd Year

**KERRY COOKS** (Iowa, 2000) Safeties – 2nd Year

**ROBERT STEEPLES** (Missouri, 2011) – Cornerbacks – 2nd Year

**JOHN JANCEK** (Grand Valley State, 1991), Special Teams Coordinator/Outside Linebackers – 2nd year

**JIMMY LINDSEY** (Chattanooga, 2001), Defensive Line – 1st year

## SUPPORT STAFF

**BETH REX** (Cincinnati, 1996) – Chief of Staff – 2nd Year

**JAKE FLINT** (Central Michigan, 2007) – Director of Athletic Development – 2nd Year

**JAS SMITH** (Notre Dame, 2016) – Director of Operations – 2nd Year

**DR. DAMON ARNOLD** (Washington State, 2003) – Director of Player Development – 2nd Year

# LOUISIANA STATE UNIVERSITY



## 2023 FOOTBALL

### YEAR-BY-YEAR

Year	School	Conf.	Pct.	All	Pct.	Bowl
1991	Grand Valley State	8-2	.800	9-3	.750	
1992	Grand Valley State	8-2	.800	8-3	.727	
1993	Grand Valley State	6-2-2	.600	6-3-2	.545	
1994	Grand Valley State	8-2	.800	8-4	.667	
1995	Grand Valley State	8-2	.800	8-3	.727	
1996	Grand Valley State	8-2	.800	8-3	.727	
1997	Grand Valley State	9-1	.900	9-2	.818	
1998	Grand Valley State	9-1	.900	9-3	.750	
1999	Grand Valley State	5-4	.556	5-5	.500	
2000	Grand Valley State	7-3	.700	7-4	.636	
2001	Grand Valley State	9-0	1.000	13-1	.929	
2002	Grand Valley State	9-0	1.000	14-0	1.000	
2003	Grand Valley State	9-1	.900	14-1	.933	
2004	Central Michigan	3-5	.375	4-7	.364	
2005	Central Michigan	5-3	.625	6-5	.545	
2006	Central Michigan	7-1	.875	9-4	.692	Motor City
2006	Cincinnati	0-0	.000	1-0	1.000	International
2007	Cincinnati	4-3	.571	10-3	.759	Papajohns.com
2008	Cincinnati	6-1	.857	11-3	.786	Orange
2009	Cincinnati	7-0	1.000	12-0	1.000	Sugar
2010	Notre Dame			8-5	.615	Sun
2011	Notre Dame			8-5	.615	Champs Sports
2012	Notre Dame			12-1	.923	BCS National Championship
2013	Notre Dame			9-4	.692	Pinstripe
2014	Notre Dame			8-5	.615	Music City
2015	Notre Dame			10-3	.759	Fiesta
2016	Notre Dame			4-8	.333	
2017	Notre Dame			10-3	.759	Citrus
2018	Notre Dame			12-1	.923	Cotton
2019	Notre Dame			11-2	.846	Camping World
2020	Notre Dame	9-0	1.000	10-2	.833	Rose – CFP Semifinals
2021	Notre Dame			11-1	.916	
2022	LSU	6-2	.750	10-4	.714	Citrus
<b>TOTALS</b>		<b>150-37-2</b>	<b>.794</b>	<b>294-101-2</b>	<b>.740</b>	<b>32 years</b>
Grand Valley State record		103-22-2	.811	118-35-2	.761	13 years
Central Michigan		15-9	.625	19-16	.543	3 years
Cincinnati		17-4	.809	34-6	.850	3 years
Notre Dame		9-0	1.000	113-39	.743	12 years
LSU		6-2	.750	10-4	.714	1 year



### TIGERS 2023 QUICK FACTS

**LOCATION:** Baton Rouge, Louisiana  
**FOUNDED:** 1860  
**ENROLLMENT:** 35,914  
**NICKNAME:** Tigers or Fighting Tigers  
**COLORS:** Purple (PMS 268) and Gold (PMS 123)  
**STADIUM:** Tiger Stadium (102,321)  
**PLAYING SURFACE:** Natural Grass  
**FIRST GAME:** Nov. 25, 1924 – Tulane 13, LSU 0  
**HOME ATTENDANCE:** 704,173 (100,596 avg.)  
**HOME RECORD:** 444-156-18 (.720)

**ALL-TIME OVERALL RECORD:** 833-431-47 (.635)  
**2022 RECORD:** 10-4  
**2021 SEC RECORD/FINISH:** 6-2/T1-W  
**SEC CHAMPIONSHIPS:** 11 (1935, 36, 58, 61t, 70, 86, 88t, 2001, 03, 07, 11, 19)  
**BOWL:** Citrus Bowl, W, LSU (63), vs. Purdue (7)  
**BOWL APPEARANCES:** 54  
**ALL-TIME BOWL RECORD:** 29-24-1 (.528)  
**LAST BOWL APPEARANCE:** Citrus Bowl, W, LSU (63) vs. Purdue (7)

### 2022 RESULTS

**10-4 Overall • 6-2 SEC**  
**Home: 6-1 Away: 3-1 Neutral: 1-2 vs. Top 25: 2-2**

Sept. 4	[RV/RV] vs Florida St. (-/rv) (New Or.)	L, 23-24	68,388
Sept. 10	SOUTHERN	W, 65-17	102,321
Sept. 17	MISSISSIPPI STATE* (rv/rv)	W, 31-16	98,250
Sept. 24	[RV/RV] NEW MEXICO	W, 38-0	100,501
Oct. 1	[RV/RV] at Auburn*	W, 21-17	87,451
Oct. 8	[25/RV] TENNESSEE* (8/8)	L, 13-40	102,371
Oct. 15	[RV/RV] at Florida* (rv/rv)	W, 45-35	90,585
Oct. 22	[RV/RV] OLE MISS* (7/7)	W, 45-20	100,821
Nov. 5	[15/17] ALABAMA* (6/6)	W, 32-21 (OT)	102,321
Nov. 12	[7/8] at Arkansas*	W, 13-10	73,750
Nov. 19	[6/7] UAB	W, 41-10	87,367
Nov. 26	[6/6] at Texas A&M*	L, 23-38	93,578
Dec. 3	[11/13] vs. Georgia (1/1)	L, 30-50	74,810

*SEC Championship Game • Atlanta, Georgia*  
 Jan. 2 [16/15] vs Purdue (rv/rv) W, 63-7 42,791  
*Citrus Bowl • Orlando, Florida*

\*SEC Game  
 [AP/Coaches] – Denotes team ranking at the time of the game;  
 (AP/Coaches) – Denotes opponent ranking at the time of the game

## 2023 ALPHABETICAL ROSTER

No.	Name	POS	HT	WT	CL	Hometown
47	Aristotle Abraham II	S	5-10	190	SO-SQ	Mansfield, Texas
	Tyree Adams	OL	6-6	282	FR-HS	Marrero, La.
24	Zy Alexander	CB	6-2	188	JR-TR	Loreauville, La.
19	Jordan Allen	S	5-11	195	FR-RS	Lafayette, La.
1	Aaron Anderson	WR	5-8	180	FR-TR	New Orleans, La.
42	Lane Blue	LB	6-0	252	SO-1L	Chatham, La.
67	Bo Bordelon	OL	6-6	295	FR-RS	Raceland, La.
19	Jay Bramblett	P	6-2	202	SR-1L	Tuscaloosa, Ala.
	Christian Brathwaite	LB	6-1	213	FR-HS	Cypress, Texas
3	Greg Brooks Jr.	S	5-10	187	SR-1L	Harvey, La.
36	Dylan Brown	CB	6-0	190	SO-SQ	Katy, Texas
14	Jalen Brown	WR	6-1	173	FR-HS	Miami, Fla.
28	Major Burns	S	6-2	190	JR-2L	Baton Rouge, La.
59	Kells Bush	DE	6-3	305	FR-RS	New Orleans, La.
21	Noah Cain	RB	5-10	220	SR-1L	Baton Rouge, La.
66	Will Campbell	OL	6-6	325	SO-1L	Monroe, La.
	Dylan Carpenter	JACK	6-4	234	FR-HS	St. Amant, La.
	DJ Chester	OL	6-4	315	FR-HS	Conyers, Ga.
22	Duce Chestnut	CB	5-11	200	JR-TR	Camden, N.J.
80	Gregory Clayton Jr.	WR	5-11	190	SR-1L	Lutcher, La.
10	Rickie Collins	QB	6-2	195	FR-HS	Baton Rouge, La.
32	Kolton Crochet	S	6-1	210	FR-HS	Gleason, Tenn.
5	Jayden Daniels	QB	6-4	205	SR-1L	San Bernardino, Calif.
47	Jake Davis	SNP	6-1	207	SO-SQ	Austin, Texas
72	Garrett Dellinger	OL	6-5	320	JR-2L	Clarkston, Mich.
36	Nick Demas	RB	5-11	201	JR-2L	Westfield, Ind.
31	Nathan Dibert	PK	5-11	210	SO-1L	Hartland, Mich.
	Logan Diggs	RB	6-0	214	JR-TR	Boutte, La.
4	John Emery Jr.	RB	5-11	220	SR-3L	St. Rose, La.
49	Jonathan Ferguson	SNP	6-2	225	SO-SQ	Sacramento, Calif.
70	Miles Frazier	OL	6-5	325	JR-1L	Chery Hill, N.J.
31	Everett Garard	CB	5-9	187	SO-SQ	Atlanta, Ga.
22	Armoni Goodwin	RB	5-8	200	JR-2L	Birmingham, Ala.
90	Jacobian Guillory	DT	6-2	320	JR-2L	Alexandria, La.
16	George Hamsley	QB	6-4	215	SO-SQ	Memphis, Tenn.
10	Denver Harris	CB	6-0	183	SO-TR	Houston, Texas
	Lance Heard	OL	6-6	308	FR-HS	Monroe, La.
28	Cowinn Helaire	WR	5-9	155	SO-SQ	Lafayette, La.
98	Preston Hickey	DL	6-1	301	FR-TR	Mandeville, La.
95	Tygee Hill	DT	6-2	285	FR-RS	New Orleans, La.
17	Chris Hilton Jr.	WR	6-0	183	SO-1L	Zachary, La.
25	Trey Holly	RB	5-7	191	FR-HS	Farmerville, La.
11	Jaxon Howard	DE	6-4	240	FR-HS	Crystal, Minn.
29	Jeremiah Hughes	CB	6-0	190	FR-HS	North Las Vegas, Nev.
24	Landon Ibieta	WR	5-11	192	FR-RS	Mandeville, La.
	Kaleb Jackson	RB	5-11	222	FR-HS	Baton Rouge, La.
	Kylin Jackson	SAF	6-2	196	FR-HS	Clinton, La.
43	Matt Jayne	LB	5-8	193	JR-1L	Kenner, La.
99	Jordan Jefferson	DT	6-3	305	SR-TR	Navarre, Fla.
12	JK Johnson	CB	6-1	180	SO-TR	St. Louis, Mo.
50	Emery Jones Jr.	OL	6-6	325	SO-1L	Baton Rouge, La.
35	Sai'vion Jones	DE	6-6	268	JR-2L	Vacherie, La.
91	JC Kwasny	DE	6-3	214	FR-HS	Madison, Miss.
2	Kyren Lacy	WR	6-2	212	SR-1L	Thibodaux, La.
38	Malachi Lane	RB	6-0	215	SO-SQ	Spring Branch, Texas
14	Matthew Langlois	S	6-0	205	SO-1L	New Roads, La.
81	Bryce Langston	DT	6-3	295	SO-SQ	Ocala, Fla.
96	Jalen Lee	DT	6-3	315	JR-TR	Watson, La.
85	Gabe Leonards	TE	6-2	225	SO-SQ	Crowley, La.
	Mason Lunsford	OL	6-7	305	JR-TR	Olney, Md.

No.	Name	POS	HT	WT	CL	Hometown
55	Kimo Makane'ole	OL	6-4	310	SO-SQ	Niceville, Fla.
52	Princeton Malbrue	DE	6-2	220	SO-1L	Carencro, La.
51	Seth Marcione	LB	6-2	218	SO-SQ	St. Louis, Mo.
84	Mac Markway	TE	6-4	242	FR-HS	St. Louis, Mo.
77	Marlon Martinez	OL	6-5	330	SR-3L	Fort Lauderdale, Fla.
39	Ezekeal Mata	PK	5-11	193	JR-SQ	San Marcos, Calif.
73	Jack McDevitt	OL	6-5	275	SO-SQ	Fort Lauderdale, Fla.
83	Jackson McGohan	TE	6-3	235	FR-HS	Miamisburg, Ohio
46	Isaiah Mosley	RB	5-9	194	FR-RS	Miami, Fla.
	Paul Mubenga	OL	6-4	291	FR-HS	Buford, Ga.
8	Malik Nabers	WR	6-0	199	JR-2L	Lafayette, La.
87	Noah Nash	WR	5-11	182	SO-SQ	Baton Rouge, La.
33	Javen Nicholas	WR	5-9	181	FR-RS	New Orleans, La.
23	Corren Norman	RB	5-9	205	SR-2L	Lafayette, La.
13	Garrett Nussmeier	QB	6-1	202	SO-2L	Lake Charles, La.
15	Matt O'Dowd	QB	6-1	201	SO-SQ	Plantation, Fla.
17	Ovie Oghoufo	JACK	6-3	245	SR-TR	Lathrup Village, Mich.
12	Kyle Parker	WR	5-11	190	FR-HS	Allen, Texas
30	Greg Penn III	LB	6-2	235	JR-2L	Baltimore, Md.
4	Harold Perkins Jr.	LB	6-1	220	SO-1L	New Orleans, La.
45	GiVanni Peterson	TE	6-4	252	SO-SQ	Highlands Ranch, Colo.
	Ka'Morreun Pimpton	TE	6-6	227	FR-HS	Fort Worth, Texas
	Khai Prean	WR	6-0	193	FR-HS	Belle Rose, La.
34	Damian Ramos	PK	6-2	185	SO-1L	Baltimore, Md.
32	Jack Rilling	WR	5-8	182	SO-SQ	Madison, Wisc.
65	Kobe Roberts	OL	6-5	250	JR-RS	Buford, Ga.
34	Ryan Robinson Jr.	DB	5-11	175	FR-HS	New Orleans, La.
44	Slade Roy	SNP	6-3	225	JR-1L	Charlotte, N.C.
15	Sage Ryan	S	5-11	202	SO-2L	Lafayette, La.
	Andre' Sam	S	6-1	180	SR-TR	Iowa, La.
	Shelton Sampson Jr.	WR	6-3	187	FR-HS	Baton Rouge, La.
89	Donald Saulny III	TE	6-6	280	SR-HS	New Orleans, La.
94	Paris Shand	DT	6-4	267	JR-TR	Toronto, Ontario, Canada
39	Tyson Short	CB	6-2	195	FR-HS	San Antonio, Texas
0	Maason Smith	DT	6-6	310	SO-1L	Houma, La.
1	Omar Speights	LB	6-1	235	SR-TR	Philadelphia, Pa.
41	Welton Spottsville	S	6-0	218	JR-TR	Havelock, N.C.
	Ashton Stamps	CB	6-0	167	FR-HS	Harvey, La.
13	Bradyn Swinson	JACK	6-4	249	JR-TR	Douglasville, Ga.
86	Mason Taylor	TE	6-5	245	SO-1L	Plantation, Fla.
11	Brian Thomas Jr.	WR	6-4	201	JR-2L	Walker, La.
38	Peyton Todd	P	6-5	240	SO-SQ	West Monroe, La.
25	Javien Toviano	CB	6-1	199	FR-HS	Arlington, Texas
69	Charles Turner III	OL	6-4	295	SR-3L	Canton, Ohio
33	West Weeks	LB	6-2	238	JR-1L	Watkinsville, Ga.
40	Whit Weeks	LB	6-3	217	FR-HS	Watkinsville, Ga.
27	Laterrance Welch	CB	6-1	191	SO-1L	Lafayette, La.
68	Fitzgerald West Jr.	DT	6-2	300	FR-RS	Lafayette, La.
93	Quency Wiggins	DE	6-6	265	FR-RS	Napoleonville, La.
27	Josh Williams	RB	5-9	205	SR-3L	Houston, Texas
46	Kobe Williams	CB	5-9	190	SO-TR	Baton Rouge, La.
37	RJ Willis	WR	6-0	185	SO-SQ	Riverside, Calif.
16	Quad Wilson	S	5-9	164	JR-SQ	New Orleans, La.
92	Mekhi Wingo	DL	6-1	295	JR-1L	St. Louis, Mo.
49	Da'Shawn Womack	DE	6-5	266	FR-HS	Baltimore, Md.
64	Wes Woodward	OL	6-1	275	FR-RS	Baton Rouge, La.
48	Sloan Wright	LB	6-1	232	JR-SQ	Lafayette, La.
29	Jacall Wynder	RB	5-9	180	FR-RS	New Orleans, La.
21	Ryan Yaites	S	6-1	208	FR-HS	Denton, Texas

# YEAR-BY-YEAR RECORDS

Year	Coach	SEC	SEC Finish	Overall	Bowls
1893	C.E. Coates			0-1	
1894	A.P. Simmons			2-1	
1895	A.P. Simmons			3-0	
1896	A.W. Jeardeau			6-0	
1897	A.W. Jeardeau			1-1	
1898	E.A. Chavanne			1-0	
1899	J.P. Gregg			1-4	
1900	E.A. Chavanne			2-2	
1901	W.S. Borland			5-1	
1902	W.S. Borland			6-1	
1903	W.S. Borland			4-5	
1904	D.A. Killian			3-4	
1905	D.A. Killian			3-0	
1906	D.A. Killian			2-2-2	
1907	Edgar R. Wingard			7-3	
1908	Edgar R. Wingard			10-0	
1909	J.G. Pritchard/J.W. Mayhew			6-2	
1910	J.W. Mayhew			1-5	
1911	J.K. Dwyer			6-3	
1912	J.K. Dwyer			4-3	
1913	J.K. Dwyer			6-1-2	
1914	E.T. McDonald			4-4-1	
1915	E.T. McDonald			6-2	
1916	E.T. McDonald/I.R. Pray/D.X. Bible			7-1-2	
1917	W. Sutton			3-5	
1918	No Games, World War I				
1919	Irving R. Pray			6-2	
1920	Branch Bocock			5-3-1	
1921	Branch Bocock			6-1-1	
1922	Irving R. Pray			3-7	
1923	Mike Donahue			3-5-1	
1924	Mike Donahue			5-4	
1925	Mike Donahue			5-3-1	
1926	Mike Donahue			6-3	
1927	Mike Donahue			4-4-1	
1928	Russ Cohen			6-2-1	
1929	Russ Cohen			6-3	
1930	Russ Cohen			6-4	
1931	Russ Cohen			5-4	
1932	Biff Jones			6-3-1	
1933	L.M. "Biff" Jones	3-0-2	2	7-0-3	-
1934	L.M. "Biff" Jones	4-2	4	7-2-2	-
1935	Bernie Moore	5-0	1	9-2	Sugar
1936	Bernie Moore	6-0	1	9-1-1	Sugar
1937	Bernie Moore	5-1	2	9-2	Sugar
1938	Bernie Moore	2-4	10	6-4	-
1939	Bernie Moore	1-5	10	4-5	-
1940	Bernie Moore	3-3	6	6-4	-
1941	Bernie Moore	2-2-2	7	4-4-2	-
1942	Bernie Moore	3-2	6	7-3	-
1943	Bernie Moore	2-2	3	6-3	Orange
1944	Bernie Moore	2-3-1	6	2-5-1	-
1945	Bernie Moore	5-2	3	7-2	-
1946	Bernie Moore	5-1	3	9-1-1	Cotton
1947	Bernie Moore	2-3-1	8	5-3-1	-
1948	Gaynell Tinsley	1-5	10t	3-7	-
1949	Gaynell Tinsley	4-2	5	8-3	Sugar
1950	Gaynell Tinsley	2-3-2	8	4-5-2	-
1951	Gaynell Tinsley	4-2-1	3t	7-3-1	-
1952	Gaynell Tinsley	2-5	10	3-7	-
1953	Gaynell Tinsley	2-3-3	8	5-3-3	-
1954	Gaynell Tinsley	2-5	9	5-6	-
1955	Paul Dietzel	2-3-1	9	3-5-2	-
1956	Paul Dietzel	1-5	11	3-7	-
1957	Paul Dietzel	4-4	7	5-5	-
1958	Paul Dietzel	6-0	1	11-0	Sugar
1959	Paul Dietzel	5-1	2t	9-2	Sugar
1960	Paul Dietzel	2-3-1	8	5-4-1	-
1961	Paul Dietzel	6-0	1t	10-1	Orange
1962	Charlie McClendon	5-1	3	9-1-1	Cotton
1963	Charlie McClendon	4-2	5	7-4	Bluebonnet
1964	Charlie McClendon	4-2-1	5	8-2-1	Sugar
1965	Charlie McClendon	3-3	6t	8-3	Cotton
1966	Charlie McClendon	3-3	6	5-4-1	-
1967	Charlie McClendon	3-2-1	6	7-3-1	Sugar
1968	Charlie McClendon	4-2	3t	8-3	Peach
1969	Charlie McClendon	4-1	2	9-1	-
1970	Charlie McClendon	5-0	1	9-3	Orange
1971	Charlie McClendon	3-2	6	9-3	Sun
1972	Charlie McClendon	4-1-1	3	9-2-1	Bluebonnet
1973	Charlie McClendon	5-1	2	9-3	Orange
1974	Charlie McClendon	2-4	9	5-5-1	-
1975	Charlie McClendon	2-4	6t	5-6	-
1976	Charlie McClendon	3-3	6t	7-3-1	-
1977	Charlie McClendon	4-2	4	8-4	Sun
1978	Charlie McClendon	3-3	4t	8-4	Liberty
1979	Charlie McClendon	4-2	3t	7-5	Tangerine
1980	Jerry Stovall	4-2	4t	7-4	-
1981	Jerry Stovall	1-4-1	8t	3-7-1	-
1982	Jerry Stovall	4-1-1	2	8-3-1	Orange
1983	Jerry Stovall	0-6	9t	4-7	-
1984	Bill Arnsparger	4-1-1	2	8-3-1	Sugar
1985	Bill Arnsparger	4-1-1	2t	9-2-1	Liberty
1986	Bill Arnsparger	5-1	1	9-3	Sugar

Year	Coach	SEC	SEC Finish	Overall	Bowls
1987	Mike Archer	5-1	2	10-1-1	Gator
1988	Mike Archer	6-1	1t	8-4	Hall of Fame
1989	Mike Archer	2-5	7t	4-7	-
1990	Mike Archer	2-5	6t	5-6	-
1991	Curley Hallman	3-4	6t	5-6	-
1992	Curley Hallman	1-7	6-W	2-9	-
1993	Curley Hallman	3-5	T3-W	5-6	-
1994	Curley Hallman	3-5	3-W	4-7	-
1995	Gerry DiNardo	4-3-1	3-W	7-4-1	Independence
1996	Gerry DiNardo	6-2	T1	10-2	Peach
1997	Gerry DiNardo	6-2	T1	9-3	Independence
1998	Gerry DiNardo	2-6	5-W	4-7	-
1999	Gerry DiNardo •Hal Hunter	0-7 1-0	6-W -	2-8 1-0	-
2000	Nick Saban	5-3	2-W	8-4	Peach
2001	Nick Saban	5-3	1	10-3	Sugar
2002	Nick Saban	5-3	T1	8-5	Cotton
2003	Nick Saban	7-1	1	13-1	Sugar
2004	Nick Saban	6-2	2-W	9-3	Capital One
2005	Les Miles	7-1	T1-W	11-2	Peach
2006	Les Miles	6-2	T2-W	11-2	Sugar
2007	Les Miles	6-2	1	12-2	BCS NCG
2008	Les Miles	3-5	3-W	8-5	Chick-Fil-A
2009	Les Miles	5-3	2-W	9-4	Capital One
2010	Les Miles	6-2	2-W	11-2	Cotton
2011	Les Miles	8-0	1	13-1	BCS NCG
2012	Les Miles	6-2	T2-W	10-3	Chick-fil-A
2013	Les Miles	5-3	3-W	10-3	Outback
2014	Les Miles	4-4	T4-W	8-5	Music City
2015	Les Miles	5-3	T3-W	9-3	Texas
2016	Les Miles	0-1		2-2	
2016	Ed Orgeron	5-2	T2-W	6-2	Citrus
2017	Ed Orgeron	6-2	3-W	9-4	Citrus
2018	Ed Orgeron	5-3	T2-W	10-3	Fiesta
2019	Ed Orgeron	8-0	1-W	15-0	CFP NCG
2020	Ed Orgeron	5-5	4-W	5-5	-
2021	Ed Orgeron • Brad Davis	3-5 -	T6-W -	6-6 0-1	6-6 Texas
2022	Brian Kelly	6-2	T1-W	10-4	Citrus

• Interim Head Coach

## BOWL RESULTS 29-24-1

Bowl	Opponent	Result	Date
Sugar	Texas Christian	L 2-3	1-1-36
Sugar	Santa Clara	L 14-21	1-1-37
Sugar	Santa Clara	L 0-6	1-1-38
Orange	Texas A&M	W 19-14	1-1-44
Cotton	Arkansas	T 0-0	1-1-47
Sugar	Oklahoma	L 0-35	1-2-50
Sugar	Clemson	W 7-0	1-1-59
Sugar	Ole Miss	L 0-21	1-1-60
Orange	Colorado	W 25-7	1-1-62
Cotton	Texas	W 13-0	1-1-63
Bluebonnet	Baylor	L 7-14	12-21-63
Sugar	Syracuse	W 13-10	1-1-65
Cotton	Arkansas	W 14-7	1-1-66
Sugar	Wyoming	W 20-13	1-1-68
Peach	Florida State	W 31-27	12-30-68
Orange	Nebraska	L 12-17	1-1-71
Sun	Iowa State	W 33-15	12-18-71
Bluebonnet	Tennessee	L 17-24	12-30-72
Orange	Penn State	L 9-16	1-1-74
Sun	Stanford	L 14-24	12-31-77
Liberty	Missouri	L 15-20	12-23-78
Tangerine	Wake Forest	W 34-10	12-22-79
Orange	Nebraska	L 20-21	1-1-83
Sugar	Nebraska	L 10-28	1-1-85
Liberty	Baylor	L 7-21	12-27-85
Sugar	Nebraska	L 15-30	1-1-87
Gator	South Carolina	W 30-13	12-31-87
Hall of Fame	Syracuse	L 10-23	1-2-89
Independence	Michigan State	W 45-26	12-29-95
Peach	Clemson	W 10-7	12-28-96
Independence	Notre Dame	W 27-9	12-28-97
Peach	Georgia Tech	W 28-14	12-29-00
Sugar	Illinois	W 47-34	1-1-02
Cotton	Texas	L 35-20	1-1-03
Sugar	Oklahoma	W 21-14	1-4-04
Capital One	Iowa	L 25-30	1-1-05
Peach	Miami, Fla.	W 40-3	12-30-05
Sugar	Notre Dame	W 41-14	1-3-07
BCS NCG	Ohio State	W 38-24	1-7-08
Chick-fil-A	Georgia Tech	W 38-3	12-31-08
Capital One	Penn State	L 19-17	1-1-10
Cotton	Texas A&M	W 41-24	1-7-11
BCS NCG	Alabama	L 0-21	1-9-12
Chick-fil-A	Clemson	L 24-25	12-31-12
Outback	Iowa	W 21-14	1-1-14
Music City	Notre Dame	L 28-31	12-30-14
Texas	Texas Tech	W 56-27	12-29-15
Citrus	Louisville	W 29-9	12-31-16
Citrus	Notre Dame	L 21-17	1-1-18
Fiesta	Central Florida	W 40-32	1-1-19
Peach	Oklahoma	W 63-28	12-28-19
CFP Champ	Clemson	W 42-25	1-13-20
Texas	Kansas State	L 42-20	1-4-22
Citrus	Purdue	W 63-7	1-2-23

# LANE KIFFIN



**GLENN BOYCE**  
Chancellor  
(Ole Miss, '81)



**KEITH CARTER**  
Athletics Director  
(Ole Miss, '99)



**LANE KIFFIN**  
Head Football Coach  
(Fresno State, '98)



**RON RYCHLAK**  
Faculty Representative  
(Wabash College, '80)

## REBELS 2023

Sept. 2	<b>MERCER</b>
Sept. 9	at Tulane
<b>Sept. 16</b>	<b>GEORGIA TECH</b>
Sept. 23	at Alabama*
<b>Sept. 30</b>	<b>LSU*</b>
<b>Oct. 7</b>	<b>ARKANSAS*</b>
Oct. 21	at Auburn*
<b>Oct. 28</b>	<b>VANDERBILT*</b>
<b>Nov. 4</b>	<b>TEXAS A&amp;M*</b>
Nov. 11	at Georgia*
<b>Nov. 18</b>	<b>UL MONROE</b>
Nov. 23	at Mississippi State

\* SEC Game

**BOLD** denotes home game

**BORN:** May 9, 1975

**HOMETOWN:** Bloomington, Minn.

**ALMA MATER:** Fresno State (1998)

**PLAYING CAREER:** Kiffin graduated from Fresno State in 1998 after playing quarterback for three seasons (1994-96) for the Bulldogs.

**COACHING EXPERIENCE:** 1997-98: Fresno State (SA); 1999: Colorado State (GA); 2000: Jacksonville Jaguars (OQC); 2001: USC (TE); 2002-04: USC (WR); 2005-06: USC (PGC/OC); 2007-08: Oakland Raiders (HC); 2009: Tennessee (HC); 2010-13: USC (HC); 2014-16: Alabama (OC/QB); 2017-19: Florida Atlantic (HC); 2020-Present: Ole Miss.

**COACHING ACHIEVEMENTS:** 10 conference championships, 8 bowl victories, 4 Heisman Trophy winners, 3 national championships.

**CHILDREN:** Landry, Presley, and Knox

## ASSISTANT COACHES

**JOHN DAVID BAKER** (Abilene Christian, '14) Co-Offensive Coordinator/Tight Ends – 3rd year

**JOHN GARRISON** (Nebraska, '03) Offensive Line, 1st year

**PETE GOLDING** (Delta State, '05) Defensive Coordinator/Linebackers, 1st year

**KEYNODO HUDSON** (West Virginia Tech, '04) Cornerbacks, 1st year

**RANDALL JOYNER** (SMU, '14) Defensive Line – 3rd year

**WES NEIGHBORS II** (Alabama, '11) Safeties, 1st year

**DERRICK NIX** (Southern Miss, '02) Wide Receivers – 16th year

**JAKE SCHOONOVER** (Missouri Western, '08) Special Teams Coordinator, 1st year

**KEVIN SMITH** (UCF, '15) Running Backs, 3rd year

**CHARLIE WEIS JR.** (Kansas, '15) Co-Offensive Coordinator/Quarterbacks – 2nd year

## SUPPORT STAFF

**AUSTIN THOMAS** (Lipscomb, '08) Football Chief of Staff

**TOM LUKE** (Ole Miss, '92) Associate AD for Player Development

**THADDEUS RIVERS** (Florida, '01) Associate AD for Football Operations

**KEN CRAIN** (Ole Miss, '96) Assistant AD for Equipment Operations

**ALEX COLLINS** (USC, '14) Assistant AD for Recruiting Operations

**PAT JERNIGAN** (Valdosta State, '98) Head Athletic Trainer

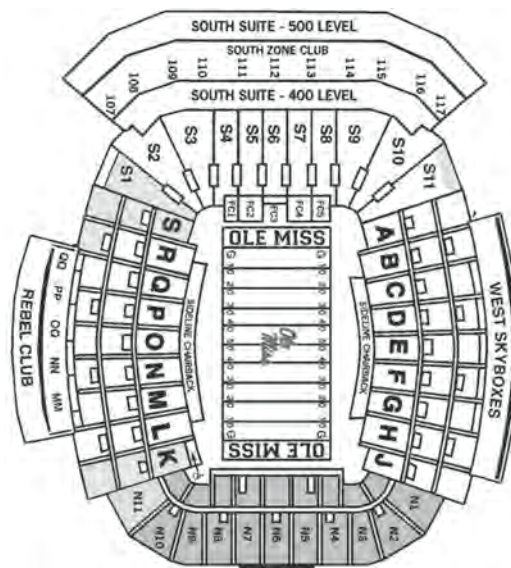
**NICK SAVAGE** (Youngstown, '13) Head Football Strength Coach





### YEAR-BY-YEAR

Year	School	Conf.	Pct.	All	Pct.	Bowl
2009	Tennessee	4-4	.500	7-6	.538	Peach
2010	USC%	5-4	.555	8-5	.615	-
2011	USC%	7-2	.778	10-2	.833	-
2012	USC	5-4	.555	7-6	.538	Sun
2013	USC	0-2	.000	3-2	.600	-
2017	FAU	8-0	1.00	11-3	.786	Boca Raton
2018	FAU	3-5	.375	5-7	.417	-
2019	FAU	7-1	.875	10-3	.769	Boca Raton*
2020	Ole Miss	4-5	.444	5-5	.500	Outback
2021	Ole Miss	6-2	.750	10-3	.769	Sugar
2022	Ole Miss	4-4	.500	8-5	.615	TaxAct Texas
<b>TOTALS</b>		<b>49-29</b>	<b>.628</b>	<b>84-47</b>	<b>.641</b>	<b>11 Years</b>
Tennessee Record		4-4	.500	7-6	.538	1 Year
USC Record		17-12	.586	28-15	.651	4 Years
FAU Record		18-6	.750	26-13	.667	3 Years
<b>Ole Miss Record</b>		<b>10-7</b>	<b>.588</b>	<b>23-13</b>	<b>.652</b>	<b>3 Years</b>
BOWL RECORD:		2-4	.333			



% Ineligible for postseason due to previous NCAA rulings

\* Did not coach in game



### REBELS 2023 QUICK FACTS

**LOCATION:** Oxford, Mississippi  
**FOUNDED:** November 6, 1848  
**ENROLLMENT:** 22,967  
**NICKNAME:** Rebels  
**COLORS:** Cardinal Red (PMS 186) and Navy Blue (PMS 2767)  
**STADIUM:** Vaught-Hemingway (64,038)  
**PLAYING SURFACE:** Natural grass  
**FIRST GAME:** Nov. 11, 1893 - Ole Miss 56, SWBU 0  
**HOME ATTENDANCE:** 428,028 (62,575 avg.)  
**HOME RECORD:** 292-115-8 (.720)

**ALL-TIME OVERALL RECORD:** 665-545-35#  
**2022 RECORD:** 8-5  
**2022 SEC RECORD/FINISH:** 4-4/T3-W  
**SEC CHAMPIONSHIPS:** 6 (1947, 54, 55, 60, 62, 63)  
**BOWL:** TaxAct Texas Bowl / L, Ole Miss (25) vs. Texas Tech (42)  
**BOWL APPEARANCES:** 41#  
**ALL-TIME BOWL RECORD:** 24-15 (.615)#  
**LAST BOWL APPEARANCE:** TaxAct Texas Bowl, Dec. 28, 2022  
 # Excludes games vacated

### 2022 RESULTS

**8-5 Overall • 4-4 SEC**  
**Home: 5-2 Away: 3-2 Neutral: 0-1 vs. Top 25: 1-1**

Sept. 3	[21/24] TROY	W, 28-10	60,533
Sept. 10	[22/23] CENTRAL ARKANSAS	W, 59-3	58,373
Sept. 17	[20/17] at Georgia Tech	W, 42-0	40,293
Sept. 24	[16/13] TULSA	W, 35-27	60,641
Oct. 1	[14/11] KENTUCKY* (7/8)	W, 35-27	60,641
Oct. 8	[9/9] at Vanderbilt*	W, 52-28	102,455
Oct. 15	[9/9] AUBURN*	W, 48-34	65,243
Oct. 22	(7/7) at LSU* (rv/rv)	L, 20-45	100,821
Oct. 29	[15/12] at Texas A&M*	W, 31-28	101,084
Nov. 12	[11/9] ALABAMA* (10/11)	L, 24-30	65,923
Nov. 19	[14/14] at Arkansas*	L, 27-42	71,365
Nov. 24	[20/19] MISSISSIPPI STATE* (rv/rv)	L, 22-24	62,487
Dec. 28	[RV/RV] vs. Texas Tech	L, 25-42	53,251

*TaxAct Texas Bowl • Houston, Texas*

\*SEC Game  
 [AP/Coaches] - Denotes team ranking at the time of the game;  
 (AP/Coaches) - Denotes opponent ranking at the time of the game

## 2023 ALPHABETICAL ROSTER

No.	Name	POS	HT	WT	CL	Hometown
73	Eli Acker	OL	6-5	295	JR-3L	Columbus, Miss.
37	Austin Acton	RB	6-1	195	FR-HS	Meridian, Miss.
35	Joshua Aka	WR	5-10	180	SR*-TR	Starkville, Miss.
42	Jason Albritton	RB	5-10	225	SO-TR	Lithia, Fla.
93	Davis Ambuehl	DE	6-7	230	FR-HS	Los Angeles, Calif.
3	Daijahn Anthony	S	6-0	205	SR-TR	Richmond, Va.
41	John Ross Ashley	CB	5-11	180	FR-HS	Vestavia Hills, Ala.
13	Deljay Bailey	QB	6-1	200	FR-HS	Biloxi, Miss.
34	Tyler Banks	LB	6-3	235	SO-1L	Blackstone, Va.
24	Ulysses Bentley IV	RB	5-11	200	SR*-1L	Houston, Texas
28	Lex Boucvalt	WR	5-7	155	JR-1L	Austin, Texas
52	Christian Britt	DE	6-4	210	FR-HS	Greenville, Miss.
37	AJ Brown	CB	6-1	195	FR-HS	Cordele, Ga.
88	Bralon Brown	WR	6-2	195	SO-1L	Miramar, Fla.
12	Jakivuan Brown	DE	6-3	250	SO-2L	Horn Lake, Miss.
23	Drew Burnett	WR	6-1	190	FR-RS	Memphis, Tenn.
92	Chamberlain Campbell	DE	6-7	215	FR-HS	St. Petersburg, Fla.
28	Jadon Canady	S	5-11	180	JR-TR	Jacksonville, Fla.
36	Ashanti Cistrunk	LB	6-1	230	SR-4L	Louisville, Miss.
23	Khari Coleman	LB	6-2	220	SR*-1L	New Orleans, La.
80	Jayvontay Conner	TE	6-4	220	FR-HS	Winston-Salem, N.C.
43	Caden Costa	K	6-0	200	SO-1L	Mandeville, La.
46	Harrison Craig	S	6-1	180	FR-RS	Collierville, Tenn.
32	Nick Cull	S	5-11	175	FR-RS	Donalsonville, Ga.
77	Victor Curme	OL	6-4	220	SR-TR	Houston, Texas
55	Preston Cushman	OL	6-5	280	FR-RS	St. Petersburg, Fla.
43	Jack Damron	LB	6-1	200	FR-HS	Buford, Ga.
2	Jaxson Dart	QB	6-2	220	JR-1L	Kaysville, Utah
41	Caden Davis	K	6-3	200	SR*-TR	Coppell, Texas
42	Dylan Davis	S	6-1	190	FR-HS	Frisco, Texas
84	Qua Davis	WR	5-11	210	SR-2L	Biggersville, Miss.
21	Daniel Demery	S	6-0	195	FR-HS	Flower Mound, Texas
98	Jaden Dicks	DE	6-4	270	FR-RS	Etobicoke, Ontario
85	Jeremiah Dillon	WR	6-2	175	FR-RS	Tylertown, Miss.
79	Cam East	OL	6-7	280	FR-RS	Marrero, La.
72	Ethan Fields	OL	6-3	220	FR-HS	Geismar, La.
44	Nyseer Fullwood-Theodore	CB	6-3	205	FR-HS	Atlanta, Ga.
9	DeShawn Gaddie	CB	6-1	190	SR-TR	Indianapolis, Ind.
97	Jamond Gordon	DT	6-2	290	SR*-2L	Meridian, Miss.
95	Ben Goubeaux	P	5-11	210	FR-HS	Oxford, Miss.
65	Alec Grijalva	OL	6-4	280	FR-RS	Leesburg, Va.
26	Taylor Groves	S	6-2	195	FR-RS	Cross Plains, Tenn.
0	Joshua Harris	DT	6-4	325	SR*-TR	Roxboro, N.C.
9	Tre Harris	WR	6-2	205	SR*-TR	Lafayette, La.
50	Tres Harris	LB	6-3	225	FR-HS	Frisco, Texas
51	Zxavian Harris	DT	6-7	335	SO-1L	Canton, Miss.
13	Kyirin Heath	TE	6-4	235	SO-1L	Mansfield, Texas
46	Salathiel Hemphill	TE	6-3	245	JR-RS	Winona, Miss.
15	JJ Henry	WR	5-9	170	SO-2L	McKinney, Texas
61	Lane Hewett	OL	6-2	280	FR-HS	Ocean Springs, Miss.
47	Deelay Holmes	DE	6-3	230	FR-HS	Pahokee, Fla.
7	Walker Howard	QB	6-1	195	FR-TR	Lafayette, La.
35	Reginald Hughes	DE	6-2	230	SR*-1L	Tunica, Miss.
15	Jared Ivey	DE	6-5	265	SR*-1L	Suwanee, Ga.
78	Jeremy James	OL	6-5	305	SR*-4L	Cumming, Ga.
11	Jeremiah Jean-Baptiste	LB	6-2	230	SR-TR	Florida City, Fla.
40	Zach Johansen	S	6-1	190	FR-RS	Suwanee, Ga.
33	Antione Johnson	S	6-0	205	SR*-TR	Louisville, Ky.
2	Cedric Johnson	DE	6-3	265	SR*-3L	Mobile, Ala.
45	Jackson Jones	CB	6-0	150	FR-TR	Grand Island, N.Y.
40	Matt Jones	RB	5-7	180	SO-1L	Jackson, Miss.
4	Quinshon Judkins	RB	5-11	210	SO-1L	Pike Road, Ala.
31	Torian Kelly	CB	5-11	170	SO-HS	Ocean Springs, Miss.
27	Jalen Knox	WR	6-0	205	SR-1L	Arlington, Texas
49	Jared Lawrence	LS	5-10	200	JR-2L	Lebanon, Tenn.

No.	Name	POS	HT	WT	CL	Hometown
83	Cayden Lee	WR	5-11	175	FR-HS	Kennesaw, Ga.
39	Skielar Mann	LB	6-2	205	FR-HS	Fort Valley, Ga.
12	Fraser Masin	P	6-5	235	SR*-1L	Brisbane, Australia
30	Fred McAfee	RB	5-8	200	SO-SQ	Madison, Miss.
67	Quincy McGee	OL	6-4	320	SR-TR	Hattiesburg, Miss.
56	Reece McIntyre	OL	6-5	305	SR*-4L	Buford, Ga.
76	Cedric Melton	OL	6-5	300	JR-2L	Houston, Texas
68	Jack Mills	OL	6-2	325	JR-TR	Medfield, Mass.
8	Monty Montgomery	LB	5-11	220	SR-TR	Norcross, Ga.
64	Ethan Morris	OL	6-2	260	FR-HS	Columbia, Miss.
49	Daniel Newman	S	5-9	195	JR-SQ	Tallahassee, Fla.
66	Cedrick Nicely	OL	6-5	310	SO-1L	Gainesville, Ga.
24	Richard O'Bryant	CB	5-9	180	SO-1L	Brandon, Miss.
33	Mac Owen	WR	6-1	175	FR-RS	Tunica, Miss.
89	JJ Pegues	DT	6-2	315	SR*-1L	Oxford, Miss.
4	Suntarine Perkins	LB	6-3	205	FR-HS	Raleigh, Miss.
57	Micah Pettus	OL	6-7	360	SO-1L	Madison, Ala.
39	Joshua Pfeifer	WR	6-1	175	SO-SQ	Nashville, Tenn.
48	Charlie Pollock	P	6-1	250	SO-SQ	Marietta, Ga.
94	Tavion Prather	DT	6-3	245	JR-RS	Oxford, Miss.
86	Caden Prieskorn	TE	6-5	255	SR*-TR	Lake Orion, Mich.
7	Deantre Prince	CB	6-0	185	SR-3L	Charleston, Miss.
21	Kedrick Reescano	RB	6-0	210	FR-HS	New Caney, Texas
99	DeSanto Rollins	DT	6-3	305	JR-2L	Baton Rouge, La.
62	Brycen Sanders	OL	6-6	295	FR-HS	Chattanooga, Tenn.
3	Spencer Sanders	QB	6-1	210	SR-TR	Denton, Texas
5	John Saunders Jr.	S	6-2	200	SR*-TR	High Point, N.C.
44	Ali Scott	RB	6-0	180	FR-HS	Austin, Texas
94	Christian Schanefelt	K	6-0	200	FR-RS	Decatur, Ill.
39	Carter Short	LS	5-10	195	SO-1L	Hoover, Ala.
82	Larry Simmons	WR	6-1	190	FR-RS	Moss Point, Miss.
47	Wyatt Smalley	TE	6-3	210	FR-HS	Milton, Ga./Milton
58	Demarcus Smith	DT	6-3	295	SO-SQ	Birmingham, Ala.
22	Jarell Stinson	CB	5-9	170	SO-1L	Opelika, Ala.
91	Myles Saulsberry	DT	6-2	290	FR-TR	Memphis, Tenn.
96	Akelo Stone	DT	6-2	280	JR-TR	Savannah, Ga.
13	Ladarius Tennison	S	5-9	200	JR-1L	Rockledge, Fla.
45	Beau Thomason	TE	6-3	210	SO-TR	Castle Pines, Colo.
48	Mark Trigg	LB	6-3	200	FR-HS	Roswell, Ga.
0	Michael Trigg	TE	6-3	240	JR-1L	Tampa, Fla.
14	Isaac Ukwu	DE	6-3	260	SR-TR	Upper Marlboro, Md.
36	Rayf Vinson	WR	6-0	195	SO-SQ	Madison, Miss.
19	Dayton Wade	WR	5-9	175	SR*-1L	Atlanta, Ga.
6	Zamari Walton	CB	6-3	185	SR-TR	Melbourne, Fla.
54	Caleb Warren	OL	6-5	310	SR*-4L	Louisville, Miss.
25	Trey Washington	S	5-11	205	JR-2L	Trussville, Ala.
16	Braden Waterman	QB	6-4	205	FR-RS	Bakersfield, Calif.
11	Jordan Watkins	WR	5-11	190	SR*-1L	Louisville, Ky.
30	Trip White	LB	6-4	205	FR-RS	Little Rock, Ark.
1	Ayden Williams	WR	6-3	190	FR-HS	Ridgeland, Miss.
29	Demarko Williams	S	5-10	175	SO-1L	Atlanta, Ga.
71	Jayden Williams	OL	6-5	300	SO-1L	Conway, Ark.
31	Calvin Wilson	WR	6-1	195	SO-SQ	Thompson's Station, Tenn.
87	Hudson Wolfe	TE	6-7	230	SO-1L	Savannah, Tenn.
17	Davin Wydner	QB	6-5	220	FR-RS	Cocoa, Fla.
90	Stephon Wynn	DT	6-3	305	SR-TR	Anderson, S.C.
1	Isheem Young	S	5-10	215	SR*-1L	Philadelphia, Pa.

Senior\* - Has an additional year of eligibility due to the COVID-19 pandemic.

# YEAR-BY-YEAR RECORDS

Year	Coach	SEC	SEC Finish	Overall	Bowls
1893	Dr. A.L. Bondurant	4-1			
1894	C. D. Clark	6-1			
1895	H. L. Fairbanks	2-1			
1896	J. W. Hollister	1-2			
1897	No Team				
1898	T. G. Scarbrough	1-1			
1899	W. H. Lyon	3-4			
1900	Z. N. Estes, Jr.	0-3			
1901	William Sibley, Daniel S. Martin	2-4			
1902	Daniel S. Martin	4-3			
1903	Mike Harvey	2-1-1			
1904	Mike Harvey	4-3			
1905	None	0-2			
1906	T. S. Hammond	4-2			
1907	Frank Mason	0-6			
1908	Frank Kyle	3-5			
1909	Dr. N. P. Stauffer	4-3-2			
1910	Dr. N. P. Stauffer	7-1			
1911	Dr. N. P. Stauffer	6-3			
1912	Leo DeTray	5-3			
1913	William Driver	6-3-1			
1914	William Driver	5-4-1			
1915	Fred Robbins	2-6			
1916	Fred Robbins	3-6			
1917	C. R. (Dudy) Noble	1-4-1			
1918	C. R. (Dudy) Noble	1-3			
1919	R. L. Sullivan	4-4			
1920	R. L. Sullivan	4-3			
1921	R. L. Sullivan	3-6			
1922	R. A. Cowell	4-5-1			
1923	R. A. Cowell	4-6			
1924	Chester Barnard	4-5			
1925	Homer Hazel	5-5			
1926	Homer Hazel	5-4			
1927	Homer Hazel	5-3			
1928	Homer Hazel	5-4			
1929	Homer Hazel	1-6-2			
1930	Ed Walker	3-5-1			
1931	Ed Walker	2-6-1			
1932	Ed Walker	5-6			
1933	Ed Walker	2-2-1	6t	6-3-2	-
1934	Ed Walker	2-3-1	8	4-5-1	-
1935	Ed Walker	3-1	3	9-3	Orange
1936	Ed Walker	0-3-1	11	5-5-2	-
1937	Ed Walker	0-4	10t	4-5-1	-
1938	Harry Mehre	3-2	4	9-2	-
1939	Harry Mehre	2-2	5t	7-2	-
1940	Harry Mehre	3-1	3	9-2	-
1941	Harry Mehre	2-1-1	5	6-2-1	-
1942	Harry Mehre	0-5	11t	2-7	-
1943	NO TEAM	-	-	-	-
1944	Harry Mehre	2-3	7	2-6	-
1945	Harry Mehre	3-3	5t	4-5	-
1946	H.W. "Red" Drew	1-6	11	2-7	-
1947	Johnny Vaught	6-1	1	9-2	Delta
1948	Johnny Vaught	6-1	2	8-1	-
1949	Johnny Vaught	2-4	9	4-5-1	-
1950	Johnny Vaught	1-5	11	5-5	-
1951	Johnny Vaught	4-2-1	3t	6-3-1	-
1952	Johnny Vaught	4-0-2	3	8-1-2	Sugar
1953	Johnny Vaught	4-1-1	2t	7-2-1	-
1954	Johnny Vaught	5-0	1	9-2	Sugar
1955	Johnny Vaught	5-1	1	10-1	Cotton
1956	Johnny Vaught	4-2	4	7-3	-
1957	Johnny Vaught	5-0-1	2	9-1-1	Sugar
1958	Johnny Vaught	4-2	3	9-2	Gator
1959	Johnny Vaught	5-1	2t	10-1	Sugar
1960	Johnny Vaught	5-0-1	1	10-0-1	Sugar
1961	Johnny Vaught	5-1	3	9-2	Cotton
1962	Johnny Vaught	6-0	1	10-0	Sugar
1963	Johnny Vaught	5-0-1	1	7-1-2	Sugar
1964	Johnny Vaught	2-4-1	7	5-5-1	Bluebonnet
1965	Johnny Vaught	5-3	5	7-4	Liberty
1966	Johnny Vaught	5-2	4	8-3	BlueBonnet
1967	Johnny Vaught	4-2-1	5	6-4-1	Sun
1968	Johnny Vaught	3-2-1	6t	7-3-1	Liberty
1969	Johnny Vaught	4-2	5	8-3	Sugar
1970	Johnny Vaught	4-2	4	7-4	Gator
1971	Billy Kinard	4-2	4t	10-2	Peach
1972	Billy Kinard	2-5	7t	5-5	-
1973	Kinard/Vaught	4-3	3	6-5	-
1974	Ken Cooper	0-6	10	3-8	-
1975	Ken Cooper	5-1	2t	6-5	-
1976	Ken Cooper	#4-3	5t	6-5	-
1977	Ken Cooper	#3-4	6	6-5	-
1978	Steve Sloan	2-4	7t	5-6	-
1979	Steve Sloan	3-3	5t	4-7	-
1980	Steve Sloan	2-4	7t	3-8	-
1981	Steve Sloan	1-4-1	8t	4-6-1	-
1982	Steve Sloan	0-6	9t	4-7	-
1983	Billy Brewer	4-2	3t	7-5	Independence
1984	Billy Brewer	1-5	9t	4-6-1	-

Year	Coach	SEC	SEC Finish	Overall	Bowls
1985	Billy Brewer	2-4	6	4-6-1	-
1986	Billy Brewer	4-2	2t	8-3-1	Independence
1987	Billy Brewer	1-5	7t	3-8	-
1988	Billy Brewer	3-4	6t	5-6	-
1989	Billy Brewer	4-3	4t	8-4	Liberty
1990	Billy Brewer	5-2	2t	9-3	Gator
1991	Billy Brewer	1-6	9	5-6	-
1992	Billy Brewer	5-3	2-W	9-3	Liberty
1993	Billy Brewer	#4-4	T3-W	#6-5	-
1994	Joe Lee Dunn*	2-6	T4-W	4-7	-
1995	Tommy Tuberville	3-5	-	6-5	-
1996	Tommy Tuberville	2-6	-	5-6	-
1997	Tommy Tuberville	4-4	T4-W	8-4	Motor City
1998	Tommy Tuberville/David Cutcliffe	3-5	T4-W	7-5	Independence
1999	David Cutcliffe	4-4	T3-W	8-4	Independence
2000	David Cutcliffe	4-4	T3-W	7-5	Music City
2001	David Cutcliffe	4-4	T3-W	7-4	-
2002	David Cutcliffe	3-5	4-W	7-6	Independence
2003	David Cutcliffe	7-1	T1-W	10-3	Cotton
2004	David Cutcliffe	3-5	T3-W	4-7	-
2005	Ed Orgeron	1-7	T5-W	3-8	-
2006	Ed Orgeron	2-6	T4-W	4-8	-
2007	Ed Orgeron	0-8	6-W	3-9	-
2008	Houston Nutt	5-3	2-W	9-4	Cotton
2009	Houston Nutt	4-4	3-W	9-4	Cotton
2010	Houston Nutt	0-7	6-W	0-8	-
		(Originally 4-8 with 4 wins vacated by NCAA ruling)			
2011	Houston Nutt	0-8	6-W	0-10	-
		(Originally 2-10 with 2 wins vacated by NCAA ruling)			
2012	Hugh Freeze	0-5	7-W	0-6	BBVA Compass
		(Originally 7-6 with 7 wins vacated by NCAA ruling)			
2013	Hugh Freeze	0-5	7-W	1-5	Music City
		(Originally 8-5 with 7 wins vacated by NCAA ruling)			
2014	Hugh Freeze	0-3	7-W	0-4	Peach
		(Originally 9-4 with 9 wins vacated by NCAA ruling)			
2015	Hugh Freeze	6-2	2-W	10-3	Sugar
2016	Hugh Freeze	0-6	7-W	0-7	-
		(Originally 5-7 with 5 wins vacated by NCAA ruling)			
2017	Matt Luke*	3-5	5-W	6-6	-
2018	Matt Luke	1-7	6-W	5-7	-
2019	Matt Luke	2-6	6-W	4-8	-
2020	Lane Kiffin	4-5	5-W	5-5	Outback
2021	Lane Kiffin	6-2	2-W	10-3	Sugar Bowl
2022	Lane Kiffin	4-4	T3-W	8-5	Texas Bowl

# Includes game forfeited to Ole Miss  
\* Served as Interim Head Coach  
\* Game vacated due to NCAA ruling

## BOWL RESULTS 24-15

Bowl	Opponent	Result	Date
Orange	Catholic University	L 19-20	1-1-36
Delta	Texas Christian	W 13-9	1-1-49
Sugar	Georgia Tech	L 7-24	1-1-53
Sugar	Navy	L 0-21	1-1-55
Cotton	Texas Christian	W 14-13	1-2-56
Sugar	Texas	W 39-7	1-1-58
Gator	Florida	W 7-3	12-27-58
Sugar	LSU	W 21-0	1-1-60
Sugar	Rice	W 14-6	1-2-61
Cotton	Texas	L 7-12	1-1-62
Sugar	Arkansas	W 17-13	1-1-63
Sugar	Alabama	L 7-12	1-1-64
Bluebonnet	Tulsa	L 7-14	12-19-64
Liberty	Auburn	W 13-7	12-18-65
Bluebonnet	Texas	L 0-19	12-17-66
Sun	Texas-El Paso	L 7-14	12-30-67
Liberty	Virginia Tech	W 34-17	12-14-68
Sugar	Arkansas	W 27-22	1-1-70
Gator	Auburn	L 28-35	1-2-71
Peach	Georgia Tech	W 41-18	12-30-71
Independence	Air Force	L 3-9	12-10-83
Independence	Texas Tech	W 20-17	12-20-86
Liberty	Air Force	W 42-29	12-28-89
Gator	Michigan	L 3-35	1-1-91
Liberty	Air Force	W 13-0	12-31-92
Motor City	Marshall	W 34-31	12-26-97
Independence	Texas Tech	W 35-18	12-31-98
Independence	Oklahoma	W 27-25	12-31-99
Music City	West Virginia	L 49-38	12-28-00
Independence	Nebraska	W 27-23	12-27-02
Cotton	Oklahoma State	W 31-28	1-2-04
Cotton	Texas Tech	W 47-34	1-2-09
Cotton	Oklahoma State	W 21-7	1-2-10
BBVA Compass*	Pittsburgh	W 38-17	1-5-12
Music City	Georgia Tech	W 25-17	12-30-13
Peach	TCU	L 3-42	12-31-14
Sugar	Oklahoma State	W 48-20	1-1-16
Outback	Indiana	W 26-20	1-2-21
Sugar	Baylor	L 7-21	1-1-22
Texas Bowl	Texas Tech	L 25-42	12-28-22

# ZACH ARNETT



**ZACH ARNETT**  
Head Football Coach  
(New Mexico, '09)



**BRENT J. FOUNTAIN**  
Faculty Representative  
(Mississippi College, '93)



**DR. MARK E. KEENUM**  
President  
(Mississippi State, '83)



**ZAC SELMON**  
Athletics Director  
(Wake Forest, '07)

**HOMETOWN:** Albuquerque, New Mexico

**ALMA MATER:** New Mexico, 2009 (Bachelor's)

**PLAYING CAREER:** New Mexico (2005-08)

**COACHING EXPERIENCE:** 2011-13: San Diego

State (Graduate Assistant/Defense); 2014-17: San Diego State (Linebackers); 2018-19: San

Diego State (Defensive Coordinator/Linebackers); 2020-21: Mississippi State (Defensive

Coordinator/Linebackers); 2022: Mississippi State (Defensive Coordinator/Safeties);

2023-present: Mississippi State (Head Coach)

**COACHING ACHIEVEMENTS:** A proven leader for the Mississippi State football program throughout his tenure in Starkville, was named the Bulldogs' 35th head football coach on December 15, 2022 ... Considered a rising star in the coaching profession and regarded as one of the top defensive minds in college football, served as MSU's defensive coordinator from 2020-22 ... Worked with linebackers during his first two seasons in Starkville before transitioning to leading the safeties unit in 2022 ... Runs a signature 3-3-5 scheme and has a reputation for aggressive play, heavy blitzing and a commitment to physicality ... Arnett's attacking style of defense has proven to be a hallmark of recent MSU teams as the Bulldogs have ranked in the top five of the SEC in his three seasons in total defense, rushing defense and takeaways ... During the 2022 season, the Mississippi State defense boasted two of the top tacklers in the SEC. Nathaniel Watson led the SEC while Jett Johnson tied for third, making Mississippi State the only program in the league featuring two players with more than 100 tackles on the season ... Cornerback Emmanuel Forbes proved to be one of the top cornerbacks in the entire nation, earning numerous All-America honors after closing out the regular season ranked second nationally with six interceptions, while he also broke the FBS career record for pick-sixes (6) after adding three in 2022. His 174 interception return yards in 2022 also led the nation ... Has produced four NFL Draft picks in three years at MSU: DL Marquiss Spencer (seventh round) in 2021, CB Martin Emerson (third round) in 2022 and CB Emmanuel Forbes (first round) and DL Cameron Young (fourth round) in 2023 ... Prior to MSU, Arnett spent the previous nine seasons at San Diego State under the mentorship of one of the game's great defensive minds in former Aztecs head coach Rocky Long ... Began his coaching career as a defensive graduate assistant in 2011 before being elevated to linebackers coach in 2014 and promoted to defensive coordinator in 2018 ... A two-time nominee for the Broyles Award (2020 and 2021) given to the nation's top assistant coach, and a member of the prestigious AFCA 35 Under 35 Coaches Leadership Institute (2020) ... Led a 2019 San Diego State defense that ranked in the top 10 nationally in seven categories: second in rushing defense (75.4 yards per game), third in scoring defense (12.7 points per game), fourth in interceptions (18), fourth in first downs allowed (198), sixth in total defense (287.8), sixth in passing efficiency defense (110.25) and eighth in takeaways (27) ... In nine seasons at San Diego State, the Aztecs posted a combined 81-38 (.681) record, won three Mountain West Conference championships, and played in a bowl game every year – winning four. He coached seven all-conference linebackers, including Kyahva Tezino, who was an All-Mountain West first team selection in 2018 and 2019. Arnett also guided the career of All-American and three-time All-Mountain West choice Calvin Munson, who finished sixth in SDSU history with 301 tackles.

**BORN:** Sept. 10, 1986

**WIFE:** Emily

**CHILDREN:** Case, Collins

## BULLDOGS 2023

Sept. 2	SE LOUISIANA
Sept. 9	ARIZONA
Sept. 16	LSU*
Sept. 23	at South Carolina*
Sept. 30	ALABAMA*
Oct. 7	WESTERN MICHIGAN
Oct. 21	at Arkansas*
Oct. 28	at Auburn*
Nov. 4	KENTUCKY*
Nov. 11	at Texas A&M*
Nov. 18	SOUTHERN MISS
Nov. 23	OLE MISS*

\* SEC Game

**BOLD** denotes home game

## ASSISTANT COACHES

**KEVIN BARBAY** (Lamar, '05) Offensive Coordinator/  
Quarterbacks – 1st year

**MATT BROCK** (Baker University, '11) Defensive Coordinator/  
Linebackers – 4th year

**TONY HUGHES** (Southern Miss, '80) Running Backs – 12th  
year

**CHAD BUMPHIS** (Mississippi State, '13) Wide Receivers –  
1st year

**BRETT DEWHURST** (Texas Tech, '11) Safeties – 1st year

**WILL FRIEND** (Alabama, '98) Offensive Line – 1st year

**DARCEL MCBATH** (Texas Tech, '08) Cornerbacks – 4th year

**ERIC MELE** (William Patterson, '02) Special Teams  
Coordinator – 4th year

**MIKE SCHMIDT** (San Diego State, '09) Tight Ends & Tackles/  
Run Game Coordinator – 1st year

**DAVID TURNER** (Davidson, '85) Defensive Line – 7th year

## SUPPORT STAFF

**TYSON BROWN** – Head Strength & Conditioning Coach

**BRAD PETERSON** – Associate AD of Football  
Administration

**DAVID WILCZEWSKI** – Associate AD of Football  
Operations

**LEE WILLBANKS** – Senior Director of Football Recruiting

**ROD GIBSON** – Director of Football Recruiting  
Communications

**ANDREA HOLLIS** – Director of Recruiting Strategy

**STEVE CAMPBELL** – Director of High School Relations

**JOEY JONES** – Director of Player Personnel

**JASON WASHINGTON** – Director of Player Development

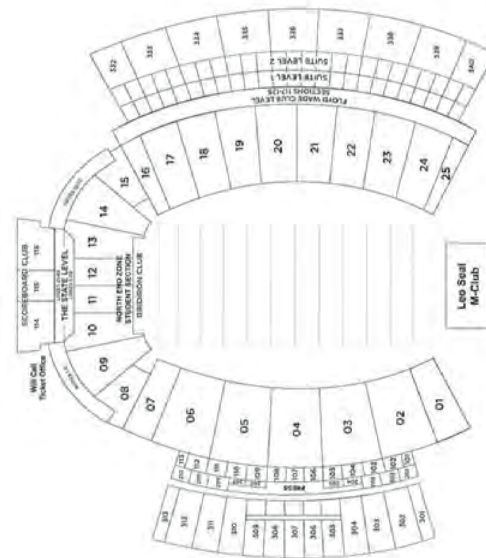
# MISSISSIPPI STATE UNIVERSITY



## 2023 FOOTBALL

### YEAR-BY-YEAR

Year	School	Conf.	Pct.	All	Pct.	Bowl
2022	Mississippi State	0-0	.000	1-0	1.000	ReliaQuest
<b>TOTALS</b>		<b>0-0</b>	<b>.000</b>	<b>1-0</b>	<b>1.000</b>	
<b>Mississippi State Record</b>		<b>0-0</b>	<b>.000</b>	<b>1-0</b>	<b>1.000</b>	
<b>BOWL RECORD</b>				1-0	1.000	



### BULLDOGS 2023 QUICK FACTS

**LOCATION:** Starkville, Mississippi  
**FOUNDED:** 1878  
**ENROLLMENT:** 22,986  
**NICKNAME:** Bulldogs  
**COLORS:** Maroon (PMS 202) and White  
**STADIUM:** Davis Wade Stadium at Scott Field (60,311)  
**PLAYING SURFACE:** Hybrid Bermuda Grass (Certified Tifway 419)  
**FIRST GAME:** Oct. 3, 1914 – Mississippi State 54, Marion Military Institute 0  
**HOME RECORD:** 296-164-14 (.639)  
**HOME ATTENDANCE:** 346,455 (49,494 avg.)  
**ALL-TIME OVERALL RECORD:** 581-602-39 (.491)  
**2022 RECORD:** 9-4  
**2022 SEC RECORD/FINISH:** 4-4/T-3 W  
**SEC CHAMPIONSHIPS:** 1 (1941)  
**BOWL:** ReliaQuest Bowl/W, Mississippi State (19) vs. Illinois (10)  
**BOWL APPEARANCES:** 26  
**BOWL RECORD:** 15-11 (.577)  
**LAST BOWL APPEARANCE:** ReliaQuest Bowl, Jan. 2, 2023

### 2022 RESULTS

**9-4 Overall • 4-4 SEC**  
**Home: 4-3 Away: 3-2 Neutral: 0-1 vs. Top 25: 3-2**

Sept. 3	[RV/RV] MEMPHIS	W, 49-23	54,360
Sept. 10	[RV/RV] at Arizona (-/rv)	W, 39-17	46,275
Sept. 17	[RV/RV] at LSU*	L, 16-31	98,250
Sept. 24	[-/RV] BOWLING GREEN	W, 45-14	48,376
Oct. 1	[-/RV] Texas A&M* (17/17)	W, 42-24	51,930
Oct. 8	[23/23] ARKANSAS* (rv/25)	W, 40-17	57,849
Oct. 15	[16/17] at Kentucky* (22/22)	L, 17-27	61,451
Oct. 22	[24/24] at Alabama* (6/6)	L, 6-30	100,077
Nov. 5	[RV/RV] AUBURN*	W, 39-33 (OT)	57,769
Nov. 12	[RV/RV] GEORGIA* (1/1)	L, 19-45	60,352
Nov. 19	EAST TENNESSEE STATE	W, 56-7	49,117
Nov. 24	[RV/RV] at Ole Miss (20/19)*	W, 24-22	62,487
Jan. 2	[24/23] vs. Illinois (rv/rv)	W, 19-10	35,797

*ReliaQuest Bowl • Tampa, Florida*

\*SEC Games  
 [AP/Coaches] – Denotes team ranking at the time of the game;  
 (AP/Coaches) – Denotes opponent ranking at the time of the game

# 2023 ALPHABETICAL ROSTER

Name	POS	HT	WT	CL	Hometown
Jaylen Aborom	S	6-2	180	Fr.	Hattiesburg, Miss.
Ja'Kobi Albert	S	5-11	180	So.	Fairfield, Ala.
Zay Alexander	OL	6-7	315	Fr.	Tupelo, Miss.
Deonte Anderson	DE	6-3	255	R-So.	Miami, Fla.
Marcus Banks	CB	6-0	190	Sr.	Houston, Texas
Nicholas Bargains	CB	5-9	165	R-Fr.	Allen, Texas
Nick Barr-Mira	K	6-0	185	R-Sr.	Palos Verdes, Calif.
Luke Beard	LS	6-1	190	Fr.	Ackerman, Miss.
Leon Bell	OL	6-8	305	Jr.	Alvin, Texas
Jacoby Bellazar	WR	5-11	165	Jr.	Baton Rouge, La.
Canon Boone	OL	6-4	305	R-So.	Kemah, Texas
Caleb Bryant	DL	6-3	250	Fr.	Vicksburg, Miss.
Javaris Bufford	RB	5-11	175	R-So.	Charlotte, N.C.
Ethan Chang	K	5-10	180	R-Jr.	Falls Church, Va.
Jacarius Clayton	TE	6-6	250	R-Fr.	Tupelo, Miss.
Ty Cooper	TE	6-4	245	R-So.	Louisville, Miss.
Keelan Crimmins	P	6-3	210	Fr.	Melbourne, Australia
Jaden Crumedy	DT	6-5	315	Gr.	Hattiesburg, Miss.
Jonathan Davis	DL	6-5	305	Fr.	Monticello, Miss.
Jordan Davis	DE	6-4	270	Gr.	Memphis, Tenn.
Seth Davis	RB	5-7	180	Fr.	Katy, Texas
Wesley Davis	OL	6-4	290	R-Fr.	Collierville, Tenn.
Kalvin Dinkins	DL	6-2	315	R-Fr.	Lake, Miss.
Corey Ellington	S	6-3	200	Jr.	Lexington, Miss.
Malik Ellis	OL	6-5	255	Fr.	Laurel, Miss.
Grant Evans	WR	6-3	190	Fr.	Lake Charles, La.
Luke Evans	CB	6-2	175	Fr.	Coral Springs, Fla.
Kyle Ferrie	K	6-1	185	Fr.	Searcy, Ark.
Esaias Furdge	CB	6-0	190	Gr.	Clarksdale, Miss.
Javae Gilmore	LB	6-4	225	R-Fr.	Amite, La.
Ryland Goede	TE	6-6	240	Gr.	Kennesaw, Ga.
Lideatrick Griffin	WR	5-10	185	Sr.	Philadelphia, Miss.
Hayes Hammond	LS	5-10	195	R-Jr.	Tupelo, Miss.
Antonio Harmon	TE	6-3	215	R-So.	Kosciusko, Miss.
Rufus Harvey	WR	5-10	165	R-Jr.	Starkville, Miss.
Marlon Hauck	K	6-3	195	R-Fr.	Phoenix, Ariz.
Joseph Head Jr.	DL	6-4	220	Fr.	Lexington, Miss.
Manuel Hillman	LS	6-0	190	R-Jr.	Petal, Miss.
Tabias Hinton	LB	6-3	215	Fr.	Hattiesburg, Miss.
Jayden Hobson	OL	6-5	290	Fr.	Tuscaloosa, Ala.
Grant Jackson	OL	6-6	325	R-Jr.	Brookhaven, Miss.
Will James	S	6-0	180	Fr.	Grand Bay, Ala.
Jett Johnson	LB	6-2	230	Gr.	Tupelo, Miss.
Kwatrivous Johnson	OL	6-7	335	Gr.	Greenwood, Miss.
Tanner Duke Johnson	S	6-0	180	R-Fr.	Kyle, Texas
Wykece Johnson	RB	6-0	215	Jr.	Lexington, Miss.
Kameron Jones	OL	6-5	325	Gr.	Starkville, Miss.
Nick Jones	OL	6-3	295	Sr.	Byhalia, Miss.
Ray'Darious Jones	CB	6-2	170	R-Sr.	Horn Lake, Miss.
Ty Jones	LB	6-1	220	Fr.	Bay Springs, Miss.
Chris Keys	S	6-0	190	R-Jr.	Collins, Miss.
Kade Kolka	WR	5-11	190	R-Sr.	Tallahassee, Fla.
Jakson LaHue	OL	6-5	320	R-Fr.	Azle, Texas
Nick Lauderdale	TE	6-3	215	R-Jr.	Jackson, Miss.
Keyvone Lee	RB	6-0	225	R-Jr.	St. Petersburg, Fla.
John Lewis	LB	6-3	235	R-So.	Canton, Miss.

Name	POS	HT	WT	CL	Hometown
Percy Lewis	OL	6-8	345	Sr.	Sallis, Miss.
Steven Losoya III	OL	6-4	320	R-Sr.	Nashville, Tenn.
Jo'quavious Marks	RB	5-10	205	Sr.	Atlanta, Ga.
Nic Mitchell	LB	6-2	230	R-So.	Jacksonville, Fla.
Gabe Moore	DL	6-4	250	Fr.	Louisville, Miss.
Khalid Moore	LB	6-2	235	R-Fr.	Poplarville, Miss.
Jordan Morant	S	6-0	205	R-Jr.	Parsippany, N.J.
Asher Morgan	QB	6-4	220	R-So.	Philadelphia, Miss.
Jordan Mosley	WR	6-0	195	R-So.	Mobile, Ala.
Gavin Nelson	DL	6-5	265	R-Fr.	Birmingham, Ala.
DeCarlos Nicholson	CB	6-3	195	Sr.	Petal, Miss.
Andrew Osteen	P	6-1	190	Gr.	Enterprise, Ala.
DeShawn Page	LB	6-2	235	Sr.	Knoxville, Tenn.
Chris Parson	QB	6-1	215	Fr.	Brentwood, Tenn.
Nathan Pickering	DT	6-4	305	Sr.	Mount Olive, Miss.
Jeffery Pittman	RB	5-11	205	Jr.	Taylorville, Miss.
Brice Pollock	CB	6-1	175	Fr.	Snellville, Ga.
Nakai Poole	WR	6-3	205	Fr.	Norcross, Ga.
Shawn Preston Jr.	S	6-0	205	Gr.	St. James, La.
Simeon Price	RB	6-0	210	R-So.	Pensacola, Fla.
J.P. Purvis	LB	6-1	240	R-Sr.	Pelahatchie, Miss.
Albert Reese IV	OL	6-7	320	R-So.	Edmonton, Alberta
Decamerion Richardson	CB	6-2	195	Sr.	Cullen, La.
Freddie Roberson	WR	6-2	195	R-Sr.	Seattle, Wash.
Justin Robinson	WR	6-4	215	R-Jr.	McDonough, Ga.
Michael Robinson	LB	6-2	225	R-So.	Vicksburg, Miss.
Khamauri Rogers	CB	6-0	180	R-Fr.	Madison, Miss.
Will Rogers	QB	6-2	210	Sr.	Brandon, Miss.
De'Monte Russell	DE	6-4	270	R-Sr.	Jackson, Miss.
Donterry Russell	DL	6-4	220	R-Fr.	Jackson, Miss.
Jalin Shephard	S	5-10	190	R-So.	Hogansville, Ga.
Trent Singleton	S	6-0	190	R-Fr.	Edwards, Miss.
Avery Sledge	LB	6-3	215	R-Fr.	Hattiesburg, Miss.
Amari Smith	OL	6-7	295	Fr.	Brookhaven, Miss.
Cole Smith	OL	6-3	315	Gr.	Pontotoc, Miss.
Isaac Smith	S	6-0	200	Fr.	Fulton, Miss.
Geor'quarius Spivey	TE	6-5	245	Gr.	Monroe, La.
Vic Sutton	QB	6-3	205	Fr.	Madison, Miss.
Cody Swanson	S	6-0	195	R-Sr.	Madison, Miss.
Eric Taylor	DL	6-4	295	Fr.	Trussville, Ala.
Zavion Thomas	WR	5-11	190	So.	Woodmere, La.
Zakari Tillman	LB	6-2	230	Fr.	Florence, Miss.
Jaden Walley	WR	6-0	190	Sr.	D'Iberville, Miss.
Hunter Washington	S	5-11	185	R-So.	Katy, Texas
Nathaniel Watson	LB	6-2	240	Gr.	Maplesville, Ala.
Jake Weir	QB	6-2	210	R-So.	Tupelo, Miss.
Creed Whittemore	WR	5-11	185	Fr.	Gainesville, Fla.
Brinston Williams	RB	6-2	220	R-Fr.	Suwanee, Ga.
Trevion Williams	DL	6-4	285	R-Fr.	Crystal Springs, Miss.
Mike Wright	QB	6-4	190	Sr.	Fayetteville, Ga.

# YEAR-BY-YEAR RECORDS

Year	Coach	SEC	SEC Finish	Overall	Bowls
1895	W.M. Matthews			0-2	
1896	J.B. Hildebrand			0-4	
1901	L.B. Harvey			2-2-1	
1902	L. Gwinn			1-4-1	
1903	Dan Martin			3-0-2	
1904	Dan Martin			2-5	
1905	Dan Martin			3-4	
1906	Dan Martin			2-2-1	
1907	Fred Furman			6-3	
1908	Fred Furman			3-4	
1909	W.D. Chadwick			5-4	
1910	W.D. Chadwick			7-2	
1911	W.D. Chadwick			7-2-1	
1912	W.D. Chadwick			4-3	
1913	W.D. Chadwick			6-1-1	
1914	E.C. Hayes			6-2	
1915	E.C. Hayes			5-2-1	
1916	E.C. Hayes			4-4-1	
1917	Sid Robinson			6-1	
1918	Sid Robinson			3-2	
1919	Sid Robinson			6-2	
1920	Fred Holtkamp			5-3	
1921	Fred Holtkamp			4-4-1	
1922	Dudy Noble			3-4-2	
1923	Earl Able			5-2-2	
1924	Earl Able			5-4	
1925	Bernie Bierman			3-4-1	
1926	Bernie Bierman			5-4	
1927	J.W. Hancock			5-3	
1928	J.W. Hancock			2-4-2	
1929	J.W. Hancock			1-5-2	
1930	Chris Cagle			2-7	
1931	Ray Dauber			2-6	
1932	Ray Dauber			3-5	
1933	Ross McKechnie	1-5-1	12	3-6-1	-
1934	Ross McKechnie	0-5	11t	4-6	-
1935	Ralph Sasse	2-3	9t	8-3	-
1936	Ralph Sasse	3-2	5	7-3-1	Orange
1937	Ralph Sasse	3-2	5	5-4-1	-
1938	Emerson "Spike" Nelson	1-4	11	4-6	-
1939	Allyn McKeen	3-2	4	8-2	Orange
1940	Allyn McKeen	4-0-1	2	10-0-1	-
1941	Allyn McKeen	4-0-1	1	8-1-1	-
1942	Allyn McKeen	5-2	4	8-2	-
1943	NO TEAM				
1944	Allyn McKeen	3-2	5	6-2	-
1945	Allyn McKeen	2-3	7t	6-3	-
1946	Allyn McKeen	3-2	5	8-2	-
1947	Allyn McKeen	2-2	4t	7-3	-
1948	Allyn McKeen	3-3	6t	4-4-1	-
1949	Arthur "Slick" Morton	0-6	12	0-8-1	-
1950	Arthur "Slick" Morton	3-4	7t	4-5	-
1951	Arthur "Slick" Morton	2-5	11	4-5	-
1952	Murray Warmath	3-4	7	5-4	-
1953	Murray Warmath	3-1-3	5t	5-2-3	-
1954	Darrell Royal	3-3	6t	6-4	-
1955	Darrell Royal	4-4	6t	6-4	-
1956	Wade Walker	2-5	8t	4-6	-
1957	Wade Walker	4-2-1	3t	6-2-1	-
1958	Wade Walker	1-6	12	3-6	-
1959	Wade Walker	0-7	12	2-7	-
1960	Wade Walker	0-5-1	11	2-6-1	-
1961	Wade Walker	1-5	10t	5-5	-
1962	Paul Davis	2-5	9	3-6	-
1963	Paul Davis	4-1-2	4	7-2-2	Liberty
1964	Paul Davis	2-5	8	4-6	-
1965	Paul Davis	1-5	9t	4-6	-
1966	Paul Davis	0-6	9t	2-8	-
1967	Charley Shira	0-6	9t	1-9	-
1968	Charley Shira	0-4-2	9	0-8-2	-
1969	Charley Shira	0-5	10	3-7	-
1970	Charley Shira	3-4	7t	6-5	-
1971	Charley Shira	1-7	10	2-9	-
1972	Charley Shira	1-6	9	4-7	-
1973	Bob Tyler	2-5	8t	4-5-2	-
1974	Bob Tyler	3-3	4t	9-3	Sun
1975	Bob Tyler	*0-6	9t	*2-9	-
1976	Bob Tyler	*0-6	9t	*0-11	-

Year	Coach	SEC	SEC Finish	Overall	Bowls
1977	Bob Tyler	*0-6	9t	*0-11	-
1978	Bob Tyler	2-4	7t	6-5	-
1979	Emory Bellard	2-4	8	3-8	-
1980	Emory Bellard	5-1	2t	9-3	Sun
1981	Emory Bellard	4-2	3	8-4	Hall of Fame
1982	Emory Bellard	2-4	8	5-6	-
1983	Emory Bellard	1-5	8	3-8	-
1984	Emory Bellard	1-5	9t	4-7	-
1985	Emory Bellard	0-6	9	5-6	-
1986	Rockey Felker	2-4	7t	6-5	-
1987	Rockey Felker	1-5	7t	4-7	-
1988	Rockey Felker	0-7	10	1-10	-
1989	Rockey Felker	1-6	9	5-6	-
1990	Rockey Felker	1-6	8	5-6	-
1991	Jackie Sherrill	4-3	4t	7-5	Liberty
1992	Jackie Sherrill	4-4	3-W	7-5	Peach
1993	Jackie Sherrill	3-4-1	5-W	4-5-2	-
1994	Jackie Sherrill	5-3	2-W	8-4	Peach
1995	Jackie Sherrill	1-7	4-W	3-8	-
1996	Jackie Sherrill	3-5	4-W	5-6	-
1997	Jackie Sherrill	4-4	T3-W	7-4	-
1998	Jackie Sherrill	6-2	T1-W	8-5	Cotton
1999	Jackie Sherrill	6-2	2-W	10-2	Peach
2000	Jackie Sherrill	4-4	T3-W	8-4	Independence
2001	Jackie Sherrill	2-6	6-W	3-8	-
2002	Jackie Sherrill	0-8	5-W	3-9	-
2003	Jackie Sherrill	1-7	5-W	2-10	-
2004	Sylvester Croom	2-6	6-W	3-8	-
2005	Sylvester Croom	1-7	T5-W	3-8	-
2006	Sylvester Croom	1-7	T5-W	3-9	-
2007	Sylvester Croom	4-4	T3-W	8-5	Liberty
2008	Sylvester Croom	2-6	T4-W	4-8	-
2009	Dan Mullen	3-5	T4-W	5-7	-
2010	Dan Mullen	4-4	5-W	9-4	Gator
2011	Dan Mullen	2-6	5-W	7-6	Music City
2012	Dan Mullen	4-4	4-W	8-5	Gator
2013	Dan Mullen	3-5	T5-W	7-6	Liberty
2014	Dan Mullen	6-2	2-W	10-3	Orange
2015	Dan Mullen	4-4	5-W	9-4	Belk
2016	Dan Mullen	3-5	T5-W	6-7	St. Petersburg
2017	Dan Mullen	4-4	T4-W	9-4	TaxSlayer
2018	Joe Moorhead	4-4	4-W	0-5	Outback
2019	Joe Moorhead	3-5	T4-W	6-7	Music City
2020	Mike Leach	3-7	7-W	4-7	Armed Forces
2021	Mike Leach	4-4	T3-W	7-6	Liberty Bowl
2022	Mike Leach	4-4	T3-W	9-4	ReliaQuest

\* Includes forfeits imposed on Mississippi State by NCAA & SEC  
Includes game forfeited to Mississippi State 1

## BOWL RESULTS 15-11

Bowl	Opponent	Result	Date
Orange	Duquesne	L 12-13	1-1-37
Orange	Georgetown	W 14-7	1-1-41
Liberty	North Carolina State	W 16-12	12-21-63
Sun	North Carolina	W 26-24	12-28-74
Sun	Nebraska	L 17-31	12-27-80
Hall of Fame	Kansas	W 10-0	12-31-81
Liberty	Air Force	L 15-38	12-29-91
Peach	North Carolina	L 17-21	1-2-93
Peach	North Carolina State	L 24-28	1-1-95
Cotton	Texas	L 11-38	1-1-99
Peach	Clemson	W 17-7	12-30-99
Independence	Texas A&M	W 43-41 (OT)	12-31-00
Liberty	Central Florida	W 10-3	12-29-07
Gator	Michigan	W 52-14	1-1-11
Music City	Wake Forest	W 23-17	12-30-11
Gator	Northwestern	L 20-34	1-1-13
Liberty	Rice	W 44-7	12-31-13
Orange	Georgia Tech	L 34-49	12-31-14
Belk	N.C. State	W 51-28	12-30-15
St. Petersburg	Miami (Ohio)	W 17-16	12-26-16
TaxSlayer	Louisville	W 31-27	12-31-17
Outback	Iowa	L 22-27	1-1-19
Music City	Louisville	L 28-38	12-30-19
Armed Forces	Tulsa	W 28-26	12-31-20
Liberty	Texas Tech	L 7-34	12-28-21
ReliaQuest	Illinois	W 19-10	1-2-23

# ELIAH DRINKWITZ



**DR. MUN Y. CHOI**  
President & Chancellor  
(Illinois, '87)



**DESIREE REED FRANCOIS**  
Athletics Director  
(UCLA '94)



**ELIAH DRINKWITZ**  
Head Football Coach  
(Arkansas Tech, '04)



**PAM BRUZINA**  
Faculty Representative  
(Wisconsin, '91)



## TIGERS 2023

- Sept. 2 **SOUTH DAKOTA**
- Sept. 9 **MIDDLE TENNESSEE**
- Sept. 16 **KANSAS STATE**
- Sept. 23 vs. Memphis (at St. Louis)
- Sept. 30 at Vanderbilt\*
- Oct. 7 **LSU\***
- Oct. 14 at Kentucky\*
- Oct. 21 **SOUTH CAROLINA\***
- Nov. 4 at Georgia\*
- Nov. 11 **TENNESSEE\***
- Nov. 18 **FLORIDA\***
- Nov. 25 at Arkansas\*

\* SEC Game  
**BOLD** denotes home game

A winner at every stage of his career, Eliah Drinkwitz – considered one of college football's top offensive minds – was introduced as the University of Missouri's 33rd football head coach in December 2019. The 2023 campaign will mark his fourth running the program and fifth season as a head coach.

In his seven seasons as an offensive coordinator and head coach, Drinkwitz has produced six 1,000-yard rushers, four 3,000-yard passers and four 1,000-yard receivers. In three years (2015, 2017, 2018), his offenses made at least one in each category. The combined record of his teams from 2010-22 is 115-53 overall (.684), including a 68-37 conference mark (.647).

Drinkwitz – 17-19 at MU (fourth season) and 29-20 overall as a head coach (fifth season) – advanced to bowl games in his first three seasons with the Tigers, joining former head coach Warren Powers (1978, 1979, 1980) as the only two MU head coaches to achieve the feat.

Under Drinkwitz's leadership, Mizzou produced its highest-ranked recruiting classes: 2021 No. 20, 2022 No. 19 (per Rivals), and the No. 1 wide receiver in the 2022 class.

The 2022 season showcased a much-improved defense, ranked fourth in the Southeastern Conference and 34th nationally by allowing just 340.8 yards per game, 93.8 less than in 2021. Freshman phenom Luther Burden III took no time making his mark at the college level. The St. Louis native became the first true freshman since 2008 to record two receiving touchdowns, two rushing touchdowns, and a punt-return touchdown in the same season. Burden III's eight scores from scrimmage were second amongst SEC true freshmen (Ole Miss' Quinshon Judkins) and led true freshmen receivers nationally.

The 2021 season saw Tyler Badie set the school's single-season record for rushing yards (1,604). His 14 touchdowns in 12 games are ninth on Mizzou's single-season and top-10 list. He was a CoSIDA Academic All-American, the SEC Football Scholar-Athlete of the Year (Mizzou's first-ever), first-team All-SEC and was named to multiple All-America teams.

In 2020, the Tigers overcame an 0-2 start to win five of their last eight games despite playing with less than 60 scholarship players for over half of those contests. Of the SEC's four new head coaches to begin work in the nation's toughest conference in 2020, Drinkwitz's 5-5 regular-season record was the league's best, ahead of Ole Miss' Lane Kiffin (4-5), Mississippi State's Mike Leach (3-7) and Arkansas' Sam Pittman (3-7).

Drinkwitz took over the Tigers program following an impressive 2019 season at Appalachian State that saw the 20th-ranked Mountaineers win the Sun Belt Conference title en route to a 12-1 record. Drinkwitz was named a finalist for the 2019 Eddie Robinson Award, a prestigious annual award to the nation's top coach. He was also named the North Carolina Coach of the Year by the North State Journal.

Before App State, Drinkwitz spent three years as offensive coordinator and quarterbacks coach at NC State (2016-18), two years at Boise State - coaching the tight ends (2014) and serving as offensive coordinator and quarterbacks coach (2015) - along with two years as the running backs coach at Arkansas State where the Red Wolves won back-to-back Sun Belt Championships. His first FBS coaching opportunity was as a quality control assistant at Auburn from 2010-11. The Tigers won the SEC and went on to the BCS Championship with a 14-0 record.

Drinkwitz graduated magna cum laude and was the student body president at Arkansas Tech (bachelor's, education) before beginning his coaching career at the prep level in his hometown of Alma, Ark., in 2005. He and his wife, Lindsey (Sivils), have four daughters: Addison, Emerson, Ella and Parker Lynn.

## ASSISTANT COACHES

- BLAKE BAKER** (Tulane '08) Defensive Coordinator / Safeties
- KIRBY MOORE** (Boise State, '12) Offensive Coordinator / Quarterbacks
- DJ SMITH** (Appalachian State '10) Co-Defensive Coordinator / Linebackers / Recruiting Coordinator
- ERIC LINK** (Drake '03) Special Teams Coordinator / Tight Ends
- AL DAVIS** (Arkansas '12) Defensive Line / Interior
- BRANDON JONES** (Texas Tech '06) Offensive Line
- CURTIS LUPER** (Stephen F. Austin '96) Running Backs
- JACOB PEELER** (Louisiana Tech '07) Wide Receivers
- KEVIN PEOPLES** (Carroll College '92) Defensive Line / Edge
- AL POGUE** (Alabama State '98) Cornerbacks

## SUPPORT STAFF

- ANDY LUTZ** Assistant AD/Director of Football Operations
- BRAD LARRONDO** Assistant AD/Director of Football External Relations & Recruiting
- RYAN RUSSELL** Assistant AD/Executive Director of Athletic Performance
- ZACH PARKER** Football Athletic Trainer



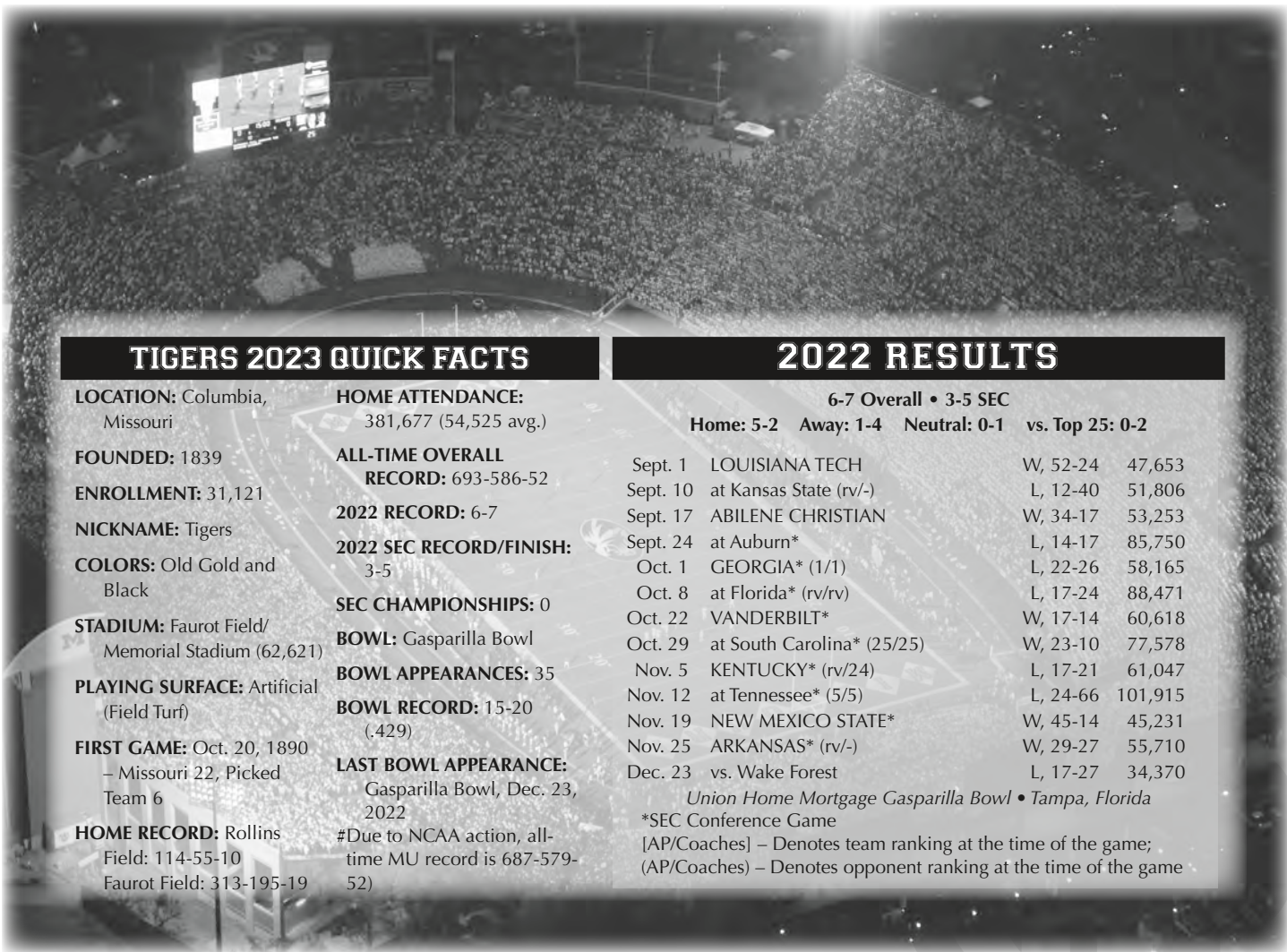
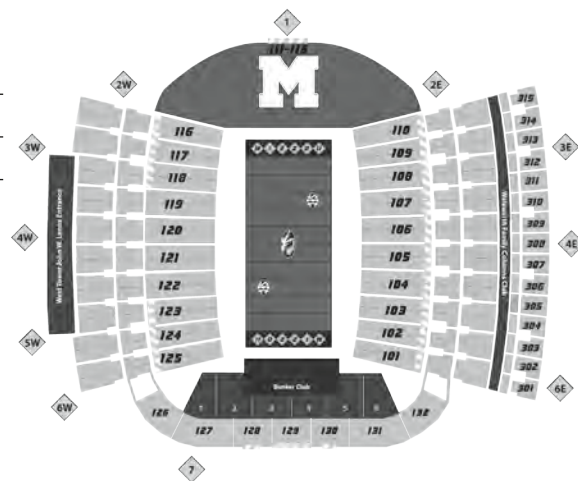
# UNIVERSITY OF MISSOURI



## 2023 FOOTBALL

### YEAR-BY-YEAR

Year	School	Conf.	Pct.	All	Pct.	Bowl
2019	Appalachian State	8-1	.889	12-1	.923	New Orleans
2020	Missouri	5-5	.500	5-5	.500	–
2021	Missouri	3-5	.375	6-7	.462	Armed Forces
2022	Missouri	3-5	.375	6-7	.462	Gasparilla
<b>TOTALS</b>		<b>19-16</b>	<b>.592</b>	<b>29-20</b>	<b>.639</b>	<b>4 Years</b>
<b>Missouri Record:</b>		<b>11-15</b>	<b>.438</b>	<b>17-19</b>	<b>.481</b>	<b>3 Years</b>
Appalachian State Record:		8-1	.889	12-1	.923	1 Year



### TIGERS 2023 QUICK FACTS

**LOCATION:** Columbia, Missouri  
**FOUNDED:** 1839  
**ENROLLMENT:** 31,121  
**NICKNAME:** Tigers  
**COLORS:** Old Gold and Black  
**STADIUM:** Faurot Field/Memorial Stadium (62,621)  
**PLAYING SURFACE:** Artificial (Field Turf)  
**FIRST GAME:** Oct. 20, 1890 – Missouri 22, Picked Team 6  
**HOME RECORD:** Rollins Field: 114-55-10  
 Faurot Field: 313-195-19

**HOME ATTENDANCE:** 381,677 (54,525 avg.)  
**ALL-TIME OVERALL RECORD:** 693-586-52  
**2022 RECORD:** 6-7  
**2022 SEC RECORD/FINISH:** 3-5  
**SEC CHAMPIONSHIPS:** 0  
**BOWL:** Gasparilla Bowl  
**BOWL APPEARANCES:** 35  
**BOWL RECORD:** 15-20 (.429)  
**LAST BOWL APPEARANCE:** Gasparilla Bowl, Dec. 23, 2022  
 #Due to NCAA action, all-time MU record is 687-579-52

### 2022 RESULTS

**6-7 Overall • 3-5 SEC**  
**Home: 5-2    Away: 1-4    Neutral: 0-1    vs. Top 25: 0-2**

Sept. 1	LOUISIANA TECH	W, 52-24	47,653
Sept. 10	at Kansas State (rv/-)	L, 12-40	51,806
Sept. 17	ABILENE CHRISTIAN	W, 34-17	53,253
Sept. 24	at Auburn*	L, 14-17	85,750
Oct. 1	GEORGIA* (1/1)	L, 22-26	58,165
Oct. 8	at Florida* (rv/rv)	L, 17-24	88,471
Oct. 22	VANDERBILT*	W, 17-14	60,618
Oct. 29	at South Carolina* (25/25)	W, 23-10	77,578
Nov. 5	KENTUCKY* (rv/24)	L, 17-21	61,047
Nov. 12	at Tennessee* (5/5)	L, 24-66	101,915
Nov. 19	NEW MEXICO STATE*	W, 45-14	45,231
Nov. 25	ARKANSAS* (rv/-)	W, 29-27	55,710
Dec. 23	vs. Wake Forest	L, 17-27	34,370

*Union Home Mortgage Gasparilla Bowl • Tampa, Florida*  
 \*SEC Conference Game  
 [AP/Coaches] – Denotes team ranking at the time of the game;  
 (AP/Coaches) – Denotes opponent ranking at the time of the game

## 2023 ALPHABETICAL ROSTER

No.	Name	POS	HT	WT	CL	Hometown
14	Kris Abrams-Draine	DB	5-11	179	Jr.	Mobile, Ala.
33	Chad Bailey	LB	6-0	239	Sr.	Missouri City, Texas
93	Luke Bauer	K	6-5	209	So.	St. Louis, Mo.
	Daniel Blood	WR	5-10	182	Fr.	Destrehan, La.
14	Brett Brown	QB	6-1	188	R-Fr.	Brentwood, Tenn.
3	Luther Burden III	WR	5-11	214	So.	St. Louis, Mo.
20	Marvin Burks Jr.	DB	6-1	201	Fr.	St. Louis, Mo.
26	Devyn Butler	DB	5-9	176	R-So.	Allen, Texas
1	Jaylon Carlies	DB	6-3	218	Sr.	Orlando, Fla.
13	Daylan Carnell	DB	6-2	213	So.	Indianapolis, Ind.
28	Joseph Charleston	DB	6-0	196	Sr.	Milton, Ga.
35	Boyton Cheney	DB	5-9	178	R-Fr.	Fayetteville, Ga.
29	Marcus Clarke	DB	5-11	184	Sr.	Winter Park, Fla.
12	Brady Cook	QB	6-2	205	Jr.	St. Louis, Mo.
5	Mookie Cooper	WR	5-9	185	Jr.	St. Louis, Mo.
35	Michael Cox	RB	6-1	230	Jr.	Atlanta, Ga.
19	Blake Craig	K	5-11	187	Fr.	Kansas City, Mo.
72	Xavier Delgado	OL	6-4	329	Gr.	Glendale, Ariz.
	Nicholas Deloach, Jr.	DB	6-0	175	Fr.	Cahokia, Ill.
	Tyson Ellison	DL	6-2	205	Fr.	Boonville, Mo.
71	Valen Erickson	OL	6-5	304	R-Fr.	Chicago, Ill.
31	Anthony Favrow	RB	5-8	197	R-Fr.	San Clemente, Calif.
98	Austin Firestone	DL	6-5	258	Fr.	Niceville, Fla.
	Noah Flaskamp	WR	6-1	196	Fr.	Collierville, Tenn.
	Trey Flint	LS	6-0	212	Gr.	Grapevine, Texas
76	Javon Foster	OL	6-5	317	Gr.	Detroit, Mich.
	Nyles Gaddy	DL	6-4	248	Jr.	Nashville, Tenn.
6	Jake Garcia	QB	6-2	204	So.	Whittier, Calif.
99	Realus George Jr.	DL	6-1	291	Gr.	Atlanta, Ga.
41	Carmycah Glass	LB	6-4	225	R-Fr.	Monroe, La.
94	Marquis Gracial	DL	6-4	331	R-Fr.	St. Louis, Mo.
	Jordon Harris	TE	6-4	239	Fr.	Pine Bluff, Ark.
39	Caimin Hayes	DB	5-10	198	Jr.	Philadelphia, Penn.
69	Drake Heismeyer	OL	6-3	307	Jr.	St. Charles, Mo.
81	Shawn Hendershot	TE	6-3	221	Jr.	Overland Park, Kan.
17	Tyler Hibbler	DB	5-11	196	R-So.	St. Louis, Mo.
30	Chuck Hicks	LB	6-1	228	Gr.	San Diego, Calif.
84	Ryan Hoerstkamp	TE	6-2	241	R-So.	Washington, Mo.
8	Ty'Ron Hopper	LB	6-2	222	Sr.	Shelby, N.C.
21	Sam Horn	QB	6-4	217	R-Fr.	Lawrenceville, Ga.
18	Demariyon 'Peanut' Houston	WR	5-10	180	R-Sr.	Oklahoma City, Okla.
33	Bryce Jackson	RB	5-7	212	So.	Columbia, Mo.
11	Dannis Jackson	WR	5-11	171	Jr.	Sumrall, Miss.
0	Jayden Jernigan	DL	6-0	277	Sr.	Allen, Texas
4	Tre'Vez Johnson	DB	5-10	195	Jr.	Jacksonville, Fla.
50	Marcellus Johnson	OL	6-4	307	Gr.	Normal, Ill.
	Cam'Ron Johnson	OL	6-4	305	Jr.	Houston, Texas
	Gabarri Johnson	QB	5-10	193	Fr.	Tacoma, Wash.
	Marquis Johnson	WR	5-11	180	Fr.	Dickinson, Texas
22	Tavorus Jones	RB	5-9	205	R-Fr.	El Paso, Texas
57	Jack Kautz	LS	5-11	196	R-Fr.	Sterling Heights, Mich.
38	Christopher Kreh	RB	5-9	214	R-So.	Chesterfield, Mo.
18	Dylan Laible	QB	6-4	195	Jr.	Little Elm, Texas
90	Josh Landry	DL	6-2	282	Gr.	Houston, Texas
52	Jahkai Lang	DL	6-3	252	Fr.	Troy, Mo.
49	Brett Le Blanc	LS	6-1	210	Fr.	Elkhorn, Wisc.
58	MaKy'i Lee	OL	6-6	319	Sr.	Metairie, La.

No.	Name	POS	HT	WT	CL	Hometown
16	Brayshawn Littlejohn	LB	6-0	213	Fr.	Gaffney, S.C.
15	Tommy Lock	QB	6-3	189	R-So.	Lee's Summit, Mo.
59	Nathan Lund	OL	6-7	336	R-Fr.	O'Fallon, Mo.
2	Chance Luper	WR	6-2	189	Jr.	Dallas, Texas
67	Xavier Machado	OL	6-5	308	R-Fr.	Weldon Spring, Mo.
89	Micah Manning	WR	5-8	187	R-Jr.	Kansas City, Mo.
	Joshua Manning	WR	6-2	199	Fr.	Lee's Summit, Mo.
95	Jalen Marshall	DL	6-4	318	R-Fr.	Overland Park, Kan.
68	Jack McGarry	OL	6-3	281	R-Fr.	Hinsdale, Ill.
	Shamar McNeil, Jr.	DB	6-3	169	Fr.	Lauderhill, Fla.
79	Armand Membou	OL	6-3	317	So.	Lee's Summit, Mo.
	Ricardo Merriweather	DB	5-11	179	Fr.	St. Louis, Mo.
92	Harrison Mevis	K	5-11	243	Sr.	Warsaw, Ind.
81	Jack Meyer	DL	6-1	230	R-So.	New Melle, Mo.
36	Tucker Miller	TE	6-5	245	R-Fr.	Raymore, Mo.
10	Mekhi Miller	WR	6-1	191	So.	Overland Park, Kan.
32	Ky Montgomery	DL	6-3	284	R-So.	Indianapolis, Ind.
45	Joe Moore	DL	6-2	248	Jr.	St. Louis, Mo.
82	Logan Muckey	WR	6-0	207	R-So.	Lee's Summit, Mo.
70	EJ Ndoma-Ogar	OL	6-3	325	Jr.	Allen, Texas
14	Triston Newson	LB	6-2	222	Jr.	Independence, Miss.
	Brett Norfleet	TE	6-7	235	Fr.	O'Fallon, Mo.
22	Will Norris	LB	6-1	232	Jr.	Columbia, Mo.
56	Nate Norris	LB	6-1	196	R-Fr.	Columbia, Mo.
19	Dreyden Norwood	DB	6-0	186	R-So.	Fort Smith, Ark.
77	Curtis Peagler	OL	6-4	338	R-Fr.	Demopolis, Ala.
8	Nathaniel Peat	RB	5-9	200	Gr.	Columbia, Mo.
	Nasir Pogue	DB	6-2	183	r-Fr.	Auburn, Ala.
62	Bence Polgar	OL	6-2	306	Sr.	Wayne, N.J.
96	Nick Quadrini	K	6-1	243	R-Fr.	Springfield, Mo.
2	Ennis Rakestraw Jr.	DB	6-0	178	Jr.	West Dallas, Texas
	Tommy Reese	LB	6-1	220	Fr.	Mission Viejo, Calif.
	Logan Reichert	OL	6-6	369	Fr.	Kansas City, Mo.
	Jamal Roberts	RB	5-11	197	Fr.	Saint Louis, Mo.
6	Darius Robinson	DL	6-5	298	Gr.	Southfield, Mich.
	Phillip Roche	DB	5-10	191	Fr.	Crown Point, Ind.
20	Cody Schrader	RB	5-9	215	Gr.	St. Louis, Mo.
93	Andrew Serrano	DL	6-4	245	Jr.	Chicago, Ill.
26	Xavier Simmons	LB	6-2	240	R-Fr.	Greensboro, N.C.
	Brandon Solis	OL	6-7	289	Fr.	Nashville, Tenn.
80	Tyler Stephens	TE	6-5	244	Sr.	Braceville, Ohio
46	Ben Straatmann	DL	6-0	233	Gr.	Washington, Mo.
43	Isaac Thompson	DB	6-0	195	R-Fr.	St. Louis, Mo.
55	Connor Tollison	OL	6-4	304	So.	Jackson, Mo.
	Serigne Toukara	DL	6-2	235	Fr.	League City, Texas
15	Johnny Walker Jr.	DL	6-3	245	Jr.	Tampa, Florida
75	Mitchell Walters	OL	6-8	320	Jr.	St. Louis, Mo.
25	Ja'Marion Wayne	WR	6-2	196	R-Fr.	St. Louis, Mo.
1	Theo Wease Jr.	WR	6-2	192	Sr.	Allen, Texas
45	DJ Wesolak	DL	6-3	242	R-Fr.	Boonville, Mo.
88	Max Whisner	TE	6-4	249	R-Fr.	Lee's Summit, Mo.
3	Sidney Williams	DB	6-0	188	Jr.	New Orleans, La.
92	Kristian Williams	DL	6-2	303	Sr.	Memphis, Tenn.
97	Riley Williams	P	6-0	210	Jr.	Victoria, Australia
	Sam Williams	DL	6-3	313	Fr.	Hogansville, Ga.
10	Dameon Wilson	LB	6-0	223	So.	Grover, N.C.
73	Tristan Wilson	OL	6-4	303	R-Fr.	Lebanon, Mo.

# YEAR-BY-YEAR RECORDS

Year	Coach	SEC	SEC Finish	Overall	Bowls
1890	A.L. McRae			2-1	
1891	Hal Reed			3-1	
1892	E.H. Jones			1-2	
1893	H.L. Robinson			4-3	
1894	H.L. Robinson			4-3	
1895	C.D. "Pop" Bliss			7-1	
1896	Frank Patterson			7-5	
1897	Charles Young			5-6	
1898	David L. Fultz			1-4-1	
1899	David L. Fultz			9-2	
1900	Fred Murphy			4-4-1	
1901	Fred Murphy			2-6-1	
1902	Pat O'Dea			5-3	
1903	John F. McLean			1-7-1	
1904	John F. McLean			3-6	
1905	John F. McLean			5-4	
1906	W.J. Monilaw			5-2-1	
1907	W.J. Monilaw	1-2	4th	7-2	
1908	W.J. Monilaw	3-2	4th	6-2	
1909	William W. Roper	4-0-1	1st	7-0-1	
1910	W. Hollenbeck	2-1-1	3rd	4-2-2	
1911	Chester L. Brewer	0-2-2	5th	2-4-2	
1912	Chester L. Brewer	2-3	4th	5-3	
1913	Chester L. Brewer	4-0	1st	7-1	
1914	H.F. Schulte	4-1	2nd	5-3	
1915	H.F. Schulte	1-3-1	5th	2-5-1	
1916	H.F. Schulte	3-1-1	2nd	6-1-1	
1917	H.F. Schulte	2-4	5th	3-5	
1918	No Varsity Schedule (Influenza Epidemic)				
1919	John F. Miller	4-0-1	1st	5-1-2	
1920	Miller/Phelan	5-1	2nd	7-1	
1921	James Phelan	4-2	T-2nd	6-2	
1922	Thomas Kelly	4-3	4th	5-3	
1923	Gwinn Henry	1-3-2	8th	2-3-3	
1924	Gwinn Henry	5-1	1st	7-2	Christmas Fest.
1925	Gwinn Henry	5-1	1st	6-1-1	
1926	Gwinn Henry	3-1-1	T-3rd	5-1-2	
1927	Gwinn Henry	5-1	1st	7-2	
1928	Gwinn Henry	3-2	T-2nd	4-4	
1929	Gwinn Henry	3-1-1	2nd	5-2-1	
1930	Gwinn Henry	1-2-2	5th	2-5-2	
1931	Gwinn Henry	1-4	T-5th	2-8	
1932	Frank Carideo	1-3-1	5th	1-7-1	
1933	Frank Carideo	0-5	6th	1-8	
1934	Frank Carideo	0-5	6th	0-8-1	
1935	Don Faurot	0-2-3	6th	3-3-3	
1936	Don Faurot	3-1-1	2nd	6-2-1	
1937	Don Faurot	2-2-1	4th	3-6-1	
1938	Don Faurot	2-3	T-3rd	6-3	
1939	Don Faurot	5-0	1st	8-2	Orange
1940	Don Faurot	3-2	3rd	6-3	
1941	Don Faurot	5-0	1st	8-2	Sugar
1942	Don Faurot	4-0-1	1st	8-3-1	
1943	Chauncey Simpson	3-2	T-2nd	3-5	
1944	Chauncey Simpson	2-1-2	3rd	3-5-2	
1945	Chauncey Simpson	5-0	1st	6-4	Cotton
1946	Don Faurot	3-2	T-3rd	5-4-1	
1947	Don Faurot	3-2	3rd	6-4	
1948	Don Faurot	5-1	2nd	8-3	Gator
1949	Don Faurot	5-1	2nd	7-4	Gator
1950	Don Faurot	3-2-1	3rd	4-5-1	
1951	Don Faurot	2-4	T-4th	3-7	
1952	Don Faurot	5-1	2nd	5-5	
1953	Don Faurot	4-2	T-2nd	6-4	
1954	Don Faurot	3-2-1	T-3rd	4-5-1	
1955	Don Faurot	1-5	7th	1-9	
1956	Don Faurot	3-2-1	3rd	4-5-1	
1957	Frank Broyles	3-3	T-3rd	5-4-1	
1958	Dan Devine	4-1-1	2nd	5-4-1	
1959	Dan Devine	4-2	2nd	6-5	Orange
1960	Dan Devine	7-0	1st	11-0	Orange
1961	Dan Devine	5-2	T-2nd	7-2-1	
1962	Dan Devine	5-1-1	2nd	8-1-2	Bluebonnet
1963	Dan Devine	5-2	3rd	7-3	
1964	Dan Devine	4-2-1	4th	6-3-1	
1965	Dan Devine	6-1	2nd	8-2-1	Sugar
1966	Dan Devine	4-2-1	T-3rd	6-3-1	
1967	Dan Devine	4-3	4th	7-3	
1968	Dan Devine	5-2	3rd	8-3	Gator
1969	Dan Devine	6-1	T-1st	9-2	Orange
1970	Dan Devine	3-4	T-4th	5-6	
1971	Al Onofrio	0-7	8th	1-10	
1972	Al Onofrio	4-3	T-4th	6-6	Fiesta
1973	Al Onofrio	3-4	5th	8-4	Sun
1974	Al Onofrio	5-2	T-2nd	7-4	
1975	Al Onofrio	3-4	T-5th	6-5	
1976	Al Onofrio	3-4	6th	6-5	
1977	Al Onofrio	3-4	5th	4-7	

Year	Coach	SEC	SEC Finish	Overall	Bowls
1978	Warren Powers	4-3	T-3rd	8-4	Liberty
1979	Warren Powers	3-4	4th	7-5	Hall of Fame
1980	Warren Powers	5-2	3rd	8-4	Liberty
1981	Warren Powers	3-4	5th	8-4	Tangerine
1982	Warren Powers	2-3-2	5th	5-4-2	-
1983	Warren Powers	5-2	T-2nd	7-5	Holiday
1984	Warren Powers	2-4-1	T-5th	3-7-1	-
1985	Woody Widenhofer	1-6	T-7th	1-10	-
1986	Woody Widenhofer	2-5	6th	3-8	-
1987	Woody Widenhofer	3-4	5th	5-6	-
1988	Woody Widenhofer	2-5	6th	3-7-1	-
1989	Bob Stull	1-6	7th	2-9	-
1990	Bob Stull	2-5	T-6th	4-7	-
1991	Bob Stull	1-6	7th	3-7-1	-
1992	Bob Stull	2-5	T-6th	3-8	-
1993	Bob Stull	2-5	T-6th	3-7-1	-
1994	Larry Smith	2-5	6th	3-8-1	-
1995	Larry Smith	1-6	T-7th	3-8	-
1996	Larry Smith	3-5	4th	5-6	-
1997	Larry Smith	5-3	3rd	7-5	Holiday
1998	Larry Smith	5-3	T-2nd	8-4	Insight.com
1999	Larry Smith	1-7	T-5th	4-7	-
2000	Larry Smith	2-6	T-5th	3-8	-
2001	Gary Pinkel	3-5	T-4th	4-7	-
2002	Gary Pinkel	2-6	5th	5-7	-
2003	Gary Pinkel	4-4	3rd	8-5	Independence
2004	Gary Pinkel	3-5	T-3rd	5-6	-
2005	Gary Pinkel	4-4	T-2nd	7-5	Independence
2006	Gary Pinkel	4-4	T-2nd	8-5	Sun
2007	Gary Pinkel	7-1	1st	12-2	Cotton
2008	Gary Pinkel	5-3	1st	10-4	Alamo
2009	Gary Pinkel	4-4	2nd	8-5	Texas
2010	Gary Pinkel	6-2	T-1st	10-3	Insight
2011	Gary Pinkel	5-4	5th	8-5	Independence
2012	Gary Pinkel	2-6	5-E	5-7	-
2013	Gary Pinkel	7-1	1-E	12-2	Cotton
2014	Gary Pinkel	7-1	1-E	11-3	Citrus
2015	Gary Pinkel	1-7	6-E	5-7	-
2016	Barry Odom	2-6	7-E	4-8	-
2017	Barry Odom	4-4	T3-E	7-6	Texas
2018	Barry Odom	4-4	T4-E	8-5	Liberty
2019	Barry Odom	3-5	T4-E	6-6	-
2020	Elijah Drinkwitz	5-5	3-E	5-5	-
2021	Elijah Drinkwitz	3-5	T4-E	6-7	Armed Forces
2022	Elijah Drinkwitz	3-5		6-7	Gasparilla

## BOWL RESULTS 15-20

Bowl	Opponent	Result	Date
Christmas Festival	Southern California	L 20-7	12-25-24
Orange	Georgia Tech	L 21-7	1-1-40
Sugar	Fordham	L 2-0	1-1-42
Cotton	Texas	L 40-27	1-1-46
Gator	Clemson	L 24-23	1-1-49
Gator	Maryland	L 20-7	1-2-50
Orange	Georgia	L 14-0	1-1-60
Orange	Navy	W 21-14	1-2-61
Bluebonnet	Georgia Tech	W 14-10	12-22-62
Sugar	Florida	W 20-18	1-1-66
Gator	Alabama	W 35-10	12-28-68
Orange	Penn State	L 10-3	1-1-70
Fiesta	Arizona State	L 49-35	12-23-72
Sun	Auburn	W 34-17	12-29-73
Liberty	LSU	W 20-15	12-23-78
Hall of Fame	South Carolina	W 24-14	12-29-79
Liberty	Purdue	L 28-25	12-27-80
Tangerine	S. Mississippi	W 19-17	12-19-81
Holiday	Brigham Young	L 21-17	12-23-83
Holiday	Colorado State	L 35-24	12-29-97
Insight.com	West Virginia	W 34-31	12-26-98
Independence	Arkansas	L 27-14	12-31-03
Independence	South Carolina	W 38-31	12-30-05
Sun	Oregon State	L 39-38	12-29-06
Cotton	Arkansas	W 38-7	1-1-08
Alamo	Northwestern	W 30-23 (OT)	12-29-08
Texas	Navy	L 35-13	12-31-09
Insight	Iowa	L 27-24	12-28-10
Independence	North Carolina	W 41-24	12-26-11
Cotton	Oklahoma State	W 41-31	1-3-14
Citrus	Minnesota	W 33-17	1-1-15
Texas	Texas	L 16-33	12-27-17
Liberty	Oklahoma State	L 33-38	12-31-18
Armed Forces	Army	L 22-24	12-22-21
Gasparilla	Wake Forest	L 17-27	12-23-22

# SHANE BEAMER



**MICHAEL AMIRIDIS**  
President  
(Aristotelian University of  
Thessaloniki '85)



**RAY TANNER**  
Athletics Director  
(North Carolina State, '80)



**SHANE BEAMER**  
Head Football Coach  
(Virginia Tech, '99)



**EVA MONSMA**  
Faculty Representative  
(University of  
Guelph, '93)

## GAMECOCKS 2023

Sept. 2	vs. North Carolina (at Charlotte)
<b>Sept. 9</b>	<b>FURMAN</b>
Sept. 16	at Georgia*
<b>Sept. 23</b>	<b>MISSISSIPPI STATE*</b>
Sept. 30	at Tennessee*
<b>Oct. 14</b>	<b>FLORIDA*</b>
Oct. 21	at Missouri*
Oct. 28	at Texas A&M*
<b>Nov. 4</b>	<b>JACKSONVILLE STATE</b>
<b>Nov. 11</b>	<b>VANDERBILT*</b>
<b>Nov. 18</b>	<b>KENTUCKY*</b>
<b>Nov. 25</b>	<b>CLEMSON</b>

\* SEC Game  
BOLD denotes home game

**HOMETOWN:** Charleston, S.C.  
**ALMA MATER:** Virginia Tech (1999)  
& Tennessee (2003)

### PLAYING CAREER (TIGHT END/ LONG SNAPPER)

- Virginia Tech (1995-99)

### COACHING CAREER

2000: Georgia Tech (Graduate Assistant); 2001-03: Tennessee (Graduate Assistant); 2004-05: Mississippi State (Cornerbacks); 2006: Mississippi State (Running Backs/Recruiting Coordinator); 2007: South Carolina (Outside Linebackers/Co-Special Teams Coordinator); 2008: South Carolina (Cornerbacks); 2009-10: South Carolina (Special Teams Coordinator/Safeties/Spurs/Recruiting Coordinator); 2011-15: Virginia Tech (Associate Head Coach/Running Backs); 2016-17: Georgia (Tight Ends/Special Teams Coordinator); 2018-20: Oklahoma (Assistant Head Coach/Tight Ends/H-Backs); 2021-present: South Carolina (Head Coach)

### COACHING ACHIEVEMENTS:

Shane Beamer begins his third season leading the South Carolina program.

Beamer had a successful first season in Columbia, improving the Gamecocks by 3.5 games, from a 2-8 mark in 2020 to a 7-6 campaign in 2021, including a convincing win over North Carolina in the Duke's Mayo Bowl. He tied the school record for wins by a first-year head coach, doubled the preseason's expected win total and surpassed the win total of the two previous seasons combined, earning him a share of the Steve Spurrier First-Year Coach of the Year Award, presented by the FWAA.

In 2022, the team again exceeded expectations, finishing third in the SEC East while recording eight wins, including three wins over ranked opponents. The Gamecocks were ranked 23rd in the country in both the final AP and USA Today Coaches' polls. It marked the first time since 2013 that the Gamecocks finished the season ranked in the top-25 and the 10th time Carolina has finished the season ranked in the final AP poll. The Gamecocks defeated No. 5 Tennessee and No. 7 Clemson in the final two games of the regular season, the first time Carolina has posted back-to-back wins over top-10 teams in school history.

With a 15-11 mark, Coach Beamer has matched Joe Morrison, Steve Spurrier and Will Muschamp for the most wins by a head football coach in his first two seasons at Carolina.

**BORN:** August 3, 1971.

**WIFE:** Emily

**CHILDREN:** daughters Sutton and Olivia, son Hunter

## ASSISTANT COACHES

- TORRIAN GRAY** (Virginia Tech, 1996), Defensive Backs – 3rd year  
**MONTARIO HARDESTY** (Tennessee, 2009), Running Backs – 3rd year  
**PETE LEMBO** (Georgetown, 1992), Associate Head Coach, Special Teams Coordinator – 3rd year  
**DOWELL LOGGAINS** (Arkansas, 2003), Offensive Coordinator/Quarterbacks – 1st year  
**STERLING LUCAS** (North Carolina State, 2012), Defensive Ends/Outside Linebackers – 2nd year  
**TRAVIAN ROBERTSON** (South Carolina, 2011), Defensive Line – 1st year  
**JUSTIN STEPP** (Furman, 2007), Wide Receivers – 3rd year  
**LONNIE TEASLEY** (Winston-Salem, 2008), Offensive Line – 1st year  
**CLAYTON WHITE** (North Carolina State, 2001), Defensive Coordinator/Inside Linebackers – 3rd year  
**JODY WRIGHT** (Jacksonville State, 2005), Tight Ends, 2nd year

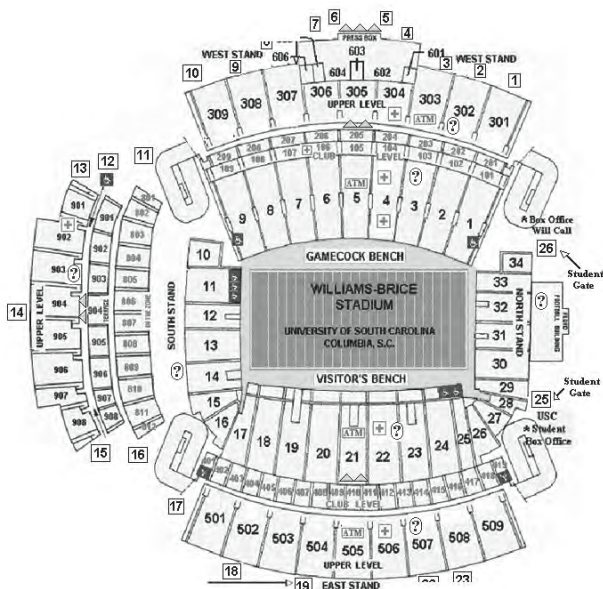
## SUPPORT STAFF

- LUKE DAY** (Miami (O) '11) – Director – Football Strength & Conditioning  
**TAYLOR EDWARDS** (Montevallo '11) – Director – Player Personnel  
**CLINT HAGGARD** (Georgia, '02) Head Football Athletic Trainer  
**CHARLES JACKSON JR.** (South Carolina State, '03) Director – Character & Life Skills  
**JESSICA JACKSON** (Alabama, '14) Director – On-Campus Recruiting  
**JOE LISLE** (Middle Tennessee State, '90) Assistant AD – Video Operations  
**DERRICK MOORE** (Northeastern State '92) – Executive Director – Character & Development  
**YIMY QUEIPO RODRIGUEZ** (State University of New York College at Buffalo, 2017) Director – Football Nutrition  
**LARRY WATERS** (Mississippi State, '10) Director – Football Equipment & Apparel Operations  
**CLYDE WRENN** (North Carolina State, '65) Director – H.S. Relations  
**GEORGE WYNN** (Georgia, '92) Director – Football Operations

# UNIVERSITY OF SOUTH CAROLINA



## 2023 FOOTBALL



### YEAR-BY-YEAR

Year	School	Conf.	Pct.	All	Pct.	Bowl
2021	South Carolina	3-5	.375	7-6	.538	Duke's Mayo
2022	South Carolina	4-4	.500	8-5	.615	TaxSlayer Gator
<b>TOTALS</b>		<b>7-9</b>	<b>.438</b>	<b>15-11</b>	<b>.577</b>	<b>2 Years</b>

**BOWL RECORD:** 1-1

### GAMECOCKS 2023 QUICK FACTS

**LOCATION:** Columbia, South Carolina  
**FOUNDED:** 1801  
**ENROLLMENT:** 35,388  
**NICKNAME:** Gamecocks  
**COLORS:** Garnet (PMS 202C) and Black  
**STADIUM:** Williams-Brice (77,559)  
**PLAYING SURFACE:** Natural Grass  
**FIRST GAME:** Oct. 3, 1934 – South Carolina 22, VMI 6  
**HOME RECORD:** 417-266-21 (.607)  
**HOME ATTENDANCE:** 75,785 avg./97.7% capacity

**ALL-TIME OVERALL RECORD:** 629-606-44 (.508)  
**2022 RECORD:** 8-5  
**2022 SEC RECORD/FINISH:** 4-4, 3rd-East  
**SEC CHAMPIONSHIPS:** 0  
**BOWL:** TaxSlayer Gator Bowl, L, Notre Dame (45), South Carolina (38)  
**BOWL APPEARANCES:** 25  
**ALL-TIME BOWL RECORD:** 10-15 (.400)  
**LAST BOWL APPEARANCE:** TaxSlayer Gator Bowl, December 30, 2022

### 2022 RESULTS

**8-5 Overall • 4-4 SEC**  
**Home: 5-2 Away: 3-2 Neutral: 0-1 vs. Top 25: 3-3**

Sept. 3	GEORGIA STATE	W, 35-14	78,297
Sept. 10	at Arkansas* (16/17)	L, 30-44	72,437
Sept. 17	GEORGIA* (1/2)	L, 7-48	78,212
Sept. 24	CHARLOTTE	W, 56-20	77,982
Sept. 29	SOUTH CAROLINA STATE	W, 50-10	61,551
Oct. 8	at Kentucky* (13/13)	W, 24-14	61,612
Oct. 22	TEXAS A&M*	W, 30-24	77,837
Oct. 29	MISSOURI*	L, 10-23	77,578
Nov. 5	at Vanderbilt*	W, 38-27	28,553
Nov. 12	at Florida*	L, 6-38	89,454
Nov. 19	TENNESSEE* (5/5)	W, 63-38	79,041
Nov. 26	at Clemson (7/8)	W, 31-30	81,500
Dec. 30	[20/19] Notre Dame (19/20)	L, 38-45	67,383

TaxSlayer Gator Bowl • Jacksonville, Florida

\*SEC Game  
 [AP/Coaches] – Denotes team ranking at the time of the game;  
 (AP/Coaches) – Denotes opponent ranking at the time of the game



## 2023 ALPHABETICAL ROSTER

No.	Name	POS	HT	WT	CL	Hometown
85	CJ Adams	WR	6-2	215	FR	Mableton, Ga.
24	Mario Anderson	RB	5-9	208	R-SR	Summerville, S.C.
58	Markee Anderson	OL	6-4	302	FR	Roebuck, S.C.
48	Peyton Argent	PK/P	6-2	203	FR	Hoover, Ala.
51	Tree Babalade	OL	6-5	338	FR	Hyattsville, Md.
15	Tanner Bailey	QB	6-1	215	R-FR	Gordo, Ala.
13	Kajuan Banks	DB	5-10	173	SO	Tallahassee, Fla.
93	Nick Barrett	DT	6-3	327	JR	Goldsboro, N.C.
78	Trovon Baugh	OL	6-4	337	FR	Atlanta, Ga.
30	Jace Blackshear	DB	5-8	168	R-FR	Hilton Head, S.C.
89	O'Mega Blake	WR	6-2	180	R-SO	Rock Hill, S.C.
52	Stone Blanton	LB	6-2	224	SO	Jackson, Miss.
23	Djay Braswell	RB	5-11	204	FR	Sandersville, Ga.
10	Ahmarean Brown	WR	5-9	169	S-SR	Tampa, Fla.
44	Maurice Brown II	TE	6-4	237	FR	Upper Marlboro, Md.
73	Ryan Brubaker	OL	6-6	304	R-FR	Stevens, Pa.
45	Colin Bryant	LB	6-3	225	R-SO	Mt. Pleasant, S.C.
43	Joseph Byrnes	DB	6-0	193	R-SO	Camden, S.C.
14	Elijah Caldwell	WR	6-1	191	FR	Rock Hill, S.C.
41	Andrew Colasurdo	LB	6-1	237	R-SO	Inman, S.C.
20	Judge Collier	DB	6-1	193	FR	Rock Hill, S.C.
18	Connor Cox	TE	6-5	235	FR	Jacksonville, Fla.
11	Elijah Davis	DT	6-3	289	JR	Wagener, S.C.
4	Terrell Dawkins	EDGE	6-4	251	R-SR	Concord, N.C.
6	Marcellas Dial	DB	6-0	195	R-SR	Woodruff, S.C.
9	Luke Doty	QB	6-1	209	R-JR	Myrtle Beach, S.C.
32	Bradley Dunn	RB	5-9	203	R-JR	Columbia, S.C.
84	Nick Elksnis	TE	6-6	251	R-SO	Jacksonville, Fla.
21	Nick Emmanwori	DB	6-4	219	SO	Irmo, S.C.
8	Emory Floyd	DB	6-1	181	R-FR	Marietta, Ga.
47	King-Demenian Ford	DB	6-2	209	R-JR	Blythewood, S.C.
3	O'Donnell Fortune	DB	6-1	177	R-JR	Sumter, S.C.
49	Jordan Franke	LS	5-11	205	FR	Verona, Wis.
77	Sidney Fugar	OL	6-5	327	R-SO	Waldorf, Md.
69	Nick Gargiulo	OL	6-5	327	GR	Yorktown Heights, N.Y.
4	Colten Gauthier	QB	6-3	208	R-SO	Bethlehem, Ga.
12	Jatius Geer	EDGE	6-6	243	R-SO	Anderson, S.C.
17	DeAngelo Gibbs	DB	6-1	225	GR	Oxford, Ga.
36	B.J. Gibson	DB	6-4	219	R-SR	Marietta, Ga.
26	Landon Grier	DB	5-9	161	R-JR	Fort Lauderdale, Fla.
8	Nyck Harbor	WR	6-5	241	FR	Washington, D.C.
26	Nathan Harris-Waynick	RB	5-10	200	R-SO	Sumter, S.C.
91	Tonka Hemingway	DT	6-3	285	SR	Conway, S.C.
83	Kelton Henderson	WR	6-0	165	FR	Lehigh Acres, Fla.
75	Cason Henry	OL	6-6	300	R-FR	Marietta, Ga.
40	Alex Herrera	PK/P	6-0	189	R-SR	Columbia, S.C.
50	Felix Hixon	DT	6-3	309	R-FR	Jackson, Ga.
20	Kylic Horton	WR	6-4	199	R-FR	Santee, S.C.
5	Grayson Howard	LB	6-4	241	FR	Jacksonville, Fla.
79	Jaxon Hughes	OL	6-6	297	R-SR	Greensboro, N.C.
95	Alex Huntley	DT	6-4	298	R-JR	Blythewood, S.C.
98	Mitch Jeter	PK	5-10	194	SR	Salisbury, N.C.
10	Tyreek Johnson	EDGE	6-3	270	R-SR	Sumter, S.C.
72	Trai Jones	OL	6-2	318	R-JR	Abbeville, S.C.
45	William Joyce	P	6-3	223	R-SO	Spartanburg, S.C.
5	Dakereon Joyner	RB	6-1	229	S-SR	N. Charleston, S.C.
32	Mohamed Kaba	LB	6-2	253	R-JR	Clinton, N.C.

No.	Name	POS	HT	WT	CL	Hometown
24	Jalon Kilgore	DB	6-1	204	FR	Eatonton, Ga.
1	Trey Knox	TE	6-5	237	GR	Murfreesboro, Tenn.
39	Kai Kroeger	P	6-4	212	SR	Lake Forest, Ill.
53	Vershon Lee	OL	6-4	319	R-JR	Woodbridge, Va.
17	Xavier Legette	WR	6-3	227	S-SR	Mullins, S.C.
42	Daniel Lester	PK	6-2	218	R-FR	Land O' Lakes, Fla.
11	Eddie Lewis	WR	6-0	188	GR	TR Harlem, N.Y.
57	Grayson Mains	OL	6-5	296	R-FR	SQ Cumming, Ga.
13	Payton Mangrum	WR	6-0	198	R-JR	Greenville, S.C.
61	Ni Mansell	OL	6-3	306	R-JR	Anderson, S.C.
99	D'Andre Martin	DT	6-4	306	R-FR	Durham, N.C.
22	Bam Martin-Scott	LB	6-2	226	R-SR	Fort Wayne, Ind.
35	Chase McCracken	RB	5-10	197	R-FR	Hilton Head, S.C.
0	Juju McDowell	RB	5-9	171	JR	Bainbridge, Ga.
64	Xzavier McLeod	DT	6-5	284	FR	Camden, S.C.
86	Reid Mikeska	TE	6-6	225	FR	Cypress, Texas
55	Jakai Moore	OL	6-6	318	R-SR	Nokesville, Va.
64	JonDarius Morgan	OL	6-3	319	R-SO	Birmingham, Ala.
87	Joseph Morris	WR	6-0	189	R-SO	Camden, S.C.
81	Aaron Morton	WR	5-8	169	R-SO	Cincinnati, Ohio
18	Keenan Nelson Jr.	DB	6-1	195	R-FR	Philadelphia, Pa.
52	Jaylen Nichols	OL	6-5	318	S-SR	Charlotte, N.C.
23	Isaiah Norris	DB	5-11	183	R-SR	Anderson, S.C.
40	Ronnie Porter	LB	6-1	241	R-SO	Columbia, S.C.
46	Cole Rasmussen	LS	5-11	225	R-JR	Fort Mill, S.C.
7	Spencer Rattler	QB	6-1	217	R-SR	Phoenix, Ariz.
12	Eriq Rice	WR	6-1	197	R-SO	Columbia, S.C.
34	Jamian Risher Jr.	LB	6-2	213	R-FR	Varnville, S.C.
36	Hunter Rogers	LS	6-1	202	R-JR	Columbia, S.C.
19	Ben Rollins	WR	5-9	162	R-JR	Inman, S.C.
21	Tyshawn Russell	WR	6-0	174	FR	Harrisburg, Pa.
82	Landon Samson	WR	6-0	191	R-FR	Southlake, Texas
90	T.J. Sanders	DT	6-5	298	R-SO	Marion, S.C.
33	Kamron Sandlin	TE	6-3	214	FR	Anniston, Ala.
25	Zahbari Sandy	DB	6-2	215	FR	Washington, D.C.
16	LaNorris Sellers	QB	6-3	245	FR	Florence, S.C.
50	Jatavius Shivers	OL	6-6	315	FR	Villa Rice, Ga.
22	Zavier Short	WR	6-2	212	R-FR	Chapin, S.C.
6	Joshua Simon	TE	6-4	238	GR	Dalzell, S.C.
1	DQ Smith	DB	6-1	214	SO	Columbia, S.C.
29	David Spaulding	DB	6-1	198	R-SR	Riceboro, Ga.
7	Jordan Strachan	EDGE	6-5	243	S-SR	Kingsland, Ga.
16	Vicari Swain	DB	6-1	183	FR	Carrollton, Ga.
67	Chase Sweigart	OL	6-6	298	R-FR	Chapin, S.C.
46	Bryan Thomas Jr.	EDGE	6-2	232	SO	Windermere, Fla.
27	D.J. Twitty	RB	6-0	221	S-SR	Inman, S.C.
9	Desmond Umeozulu	EDGE	6-6	246	FR	Upper Marlboro, Md.
68	Campbell Vandiver	OL	6-7	267	FR	Brentwood, Tenn.
80	Lukas Vozeh	TE	6-4	256	FR	Franklin Lakes, N.J.
66	Mac Walters	OL	6-6	290	R-FR	Myrtle Beach, S.C.
62	Tyshawn Wannamaker	OL	6-3	290	R-JR	St. Matthews, S.C.
3	Antwane Wells Jr.	WR	6-1	208	SR	Richmond, Va.
15	Donovan Westmoreland	LB	6-1	234	SO	Griffin, Ga.
54	Jamaal Whyce	DT	6-3	323	R-FR	Miami, Fla.
0	Debo Williams	LB	6-1	232	R-JR	Smyrna, Del.
31	Peyton Williams	DB	6-0	198	R-FR	Heath, Texas
14	Jaron Willis	LB	6-2	225	R-FR	Leesburg, Ga.

# YEAR-BY-YEAR RECORDS

Year	Coach	SEC	SEC Finish	Overall	Bowls
1892	No Coach			0-1	
1893	No Team				
1894	No Coach			0-2	
1895	No Coach			2-1	
1896	W.H. Whaley			1-3	
1897	W. P. Murphy			0-3	
1898	W. Wertenbaker			1-2	
1899	I. O. Hunt			2-3	
1900	I. O. Hunt			4-3	
1901	R. W. Dickson			3-4	
1902	C. R. Williams			6-1	
1903	C. R. Williams			8-2	
1904	Christie Benet			5-2-1	
1905	Christie Benet			4-2-1	
1906	(Football banned by trustees)			-	
1907	Douglas McKay			3-0	
1908	Christie Benet			3-5-1	
1909	Christie Benet			2-6	
1910	John H. Neff			4-4	
1911	John H. Neff			1-4-2	
1912	N. B. Edgerton			5-2-1	
1913	N. B. Edgerton			4-3	
1914	N. B. Edgerton			5-5-1	
1915	N. B. Edgerton			5-3-1	
1916	Rice Warren			2-7	
1917	Dixon Foster			3-5	
1918	Frank Dobson			2-1-1	
1919	Dixon Foster			1-7-1	
1920	Sol Metzger			5-4	
1921	Sol Metzger			5-1-2	
1922	Sol Metzger			5-4	
1923	Sol Metzger			4-6	
1924	Sol Metzger			7-3	
1925	Branch Bocock			7-3	
1926	Branch Bocock			6-4	
1927	Harry Lightsey			4-5	
1928	Billy Laval			6-2-2	
1929	Billy Laval			6-5	
1930	Billy Laval			6-4	
1931	Billy Laval			5-4-1	
1932	Billy Laval			5-4-2	
1933	Billy Laval			6-3-1	-
1934	Billy Laval			5-4	-
1935	Don McCallister			3-7	-
1936	Don McCallister			5-7	-
1937	Don McCallister			5-6-1	-
1938	Rex Enright			6-4-1	-
1939	Rex Enright			3-6-1	-
1940	Rex Enright			3-6	-
1941	Rex Enright			4-4-1	-
1942	Rex Enright			1-7-1	-
1943	J. P. Moran			5-2	-
1944	William Newton			3-4-2	-
1945	Johnnie McMillan			2-4-3	Gator
1946	Rex Enright			5-3	-
1947	Rex Enright			6-2-1	-
1948	Rex Enright			3-5	-
1949	Rex Enright			4-6	-
1950	Rex Enright			3-4-2	-
1951	Rex Enright			5-4	-
1952	Rex Enright			5-5	-
1953	Rex Enright			7-3	-
1954	Rex Enright			6-4	-
1955	Rex Enright			3-6	-
1956	Warren Giese			7-3	-
1957	Warren Giese			5-5	-
1958	Warren Giese			7-3	-
1959	Warren Giese			6-4	-
1960	Warren Giese			3-6-1	-
1961	Marvin Bass			4-6	-
1962	Marvin Bass			4-5-1	-
1963	Marvin Bass			1-8-1	-
1964	Marvin Bass			3-5-2	-
1965	Marvin Bass			5-5	-
1966	Paul Dietzel			1-9	-
1967	Paul Dietzel			5-5	-
1968	Paul Dietzel			4-6	-
1969	Paul Dietzel			7-4	Peach
1970	Paul Dietzel			4-6-1	-

Year	Coach	SEC	SEC Finish	Overall	Bowls
1971	Paul Dietzel			6-5	-
1972	Paul Dietzel			4-7	-
1973	Paul Dietzel			7-4	-
1974	Paul Dietzel			4-7	-
1975	Jim Carlen			7-5	Tangerine
1976	Jim Carlen			6-5	-
1977	Jim Carlen			5-7	-
1978	Jim Carlen			5-5-1	-
1979	Jim Carlen			8-4	Hall of Fame
1980	Jim Carlen			8-4	Gator
1981	Jim Carlen			6-6	-
1982	Richard Bell			4-7	-
1983	Joe Morrison			5-6	-
1984	Joe Morrison			10-2	Gator
1985	Joe Morrison			5-6	-
1986	Joe Morrison			3-6-2	-
1987	Joe Morrison			8-4	Gator
1988	Joe Morrison			8-4	Liberty
1989	Sparky Woods			6-4-1	-
1990	Sparky Woods			6-5	-
1991	Sparky Woods			3-6-2	-
1992	Sparky Woods	3-5	4-E	5-6	-
1993	Sparky Woods	#3-5	T4-E	#5-6	-
1994	Brad Scott	3-5	3-E	7-5	Carquest
1995	Brad Scott	2-5-1	4-E	4-6-1	-
1996	Brad Scott	4-4	3-E	6-5	-
1997	Brad Scot	3-5	4-E	5-6	-
1998	Brad Scott	0-8	6-E	1-10	-
1999	Lou Holtz	0-8	6-E	0-11	-
2000	Lou Holtz	5-3	T2-E	8-4	Outback
2001	Lou Holtz	5-3	3-E	9-3	Outback
2002	Lou Holtz	3-5	4-E	5-7	-
2003	Lou Holtz	2-6	4-E	5-7	-
2004	Lou Holtz	4-4	T3-E	6-5	-
2005	Steve Spurrier	5-3	T2-E	7-5	Independence
2006	Steve Spurrier	3-5	5-E	8-5	Liberty
2007	Steve Spurrier	3-5	T4-E	6-6	-
2008	Steve Spurrier	4-4	T3-E	7-6	Outback
2009	Steve Spurrier	3-5	T4-E	7-6	Papajohns.com
2010	Steve Spurrier	5-3	1-E	9-5	Chick-fil-A
2011	Steve Spurrier	6-2	2-E	11-2	Capital One
2012	Steve Spurrier	6-2	3-E	11-2	Outback
2013	Steve Spurrier	6-2	2-E	11-2	Capital One
2014	Steve Spurrier	3-5	T4-E	7-6	Independence
2015	Steve Spurrier/Shawn Elliott	1-7	T6-E	3-9	-
2016	Will Muschamp	3-5	T5-E	6-7	Birmingham
2017	Will Muschamp	5-3	2-E	9-4	Outback
2018	Will Muschamp	4-4	T4-E	7-6	Belk
2019	Will Muschamp	3-5	T4-E	4-8	-
2020	Will Muschamp/Mike Bobo	2-8	6-E	2-8	-
2021	Shane Beamer	3-5	T4-E	7-6	Duke's Mayo
2022	Shane Beamer	4-4	3-E	8-5	TaxSlayer Gator

# Includes game forfeited to South Carolina

## BOWL RESULTS 10-15

Bowl	Opponent	Result	Date
Gator	Wake Forest	L 14-26	1-1-46
Peach	West Virginia	L 3-14	12-30-69
Tangerine	Miami-Ohio	L 7-20	12-20-75
Hall of Fame	Missouri	L 14-24	12-29-79
Gator	Pittsburgh	L 9-37	12-29-80
Gator	Oklahoma State	L 14-21	12-28-84
Gator	LSU	L 13-30	12-31-87
Liberty	Indiana	L 10-34	12-28-88
Carquest	West Virginia	W 24-21	1-2-95
Outback	Ohio State	W 24-7	1-1-01
Outback	Ohio State	W 31-28	1-1-02
Independence	Missouri	L 31-38	12-30-05
Liberty	Houston	W 44-36	12-29-06
Outback	Iowa	L 10-31	1-1-09
Papajohns.com	Connecticut	L 7-20	1-2-10
Chick-fil-A	Florida State	L 17-26	12-31-10
Capital One	Nebraska	W 30-13	1-2-12
Outback	Michigan	W 33-28	1-1-13
Capital One	Wisconsin	W 34-24	1-1-14
Independence	Miami	W 24-21	12-27-14
Birmingham	USF	L 39-46 OT	12-29-16
Outback	Michigan	W 26-19	1-1-18
Belk	Virginia	L 0-28	12-29-18
Duke's Mayo	North Carolina	W 38-21	12-30-21
TaxSlayer Gator	Notre Dame	L 38-45	12-30-22

# JOSH HEUPEL



**DONDE PLOWMAN**  
Chancellor  
(SMU, '74)



**DANNY WHITE**  
Athletics Director  
(Notre Dame, '02)



**DR. MATT HARRIS**  
Faculty Representative  
(Virginia, '00)



**JOSH HEUPEL**  
Head Football Coach  
(Oklahoma, '01)

**HOMETOWN:** Aberdeen, South Dakota

**ALMA MATER:** Oklahoma (2001)

**PLAYING CAREER:** Oklahoma (1997-2000)

**COACHING CAREER:** 2003-04: Oklahoma (Graduate Assistant); 2005: Arizona (Tight Ends); 2006-10: Oklahoma (Quarterbacks); 2011-14: Oklahoma (Co-Offensive Coordinator/Quarterbacks); 2015: Utah State (Assistant Head Coach/Offensive Coordinator/Quarterbacks); 2016-17: Missouri (Offensive Coordinator/Quarterbacks); 2018-20: UCF (Head Coach); 2021-present: Tennessee (Head Coach)

**COACHING HONORS** The reigning 2022 Associated Press SEC Coach of the Year who enters his third season with the program after returning it to national prominence with an 18-8 record and seven victories over Top 25 teams in two seasons ... Holds a 46-16 overall record in five seasons as a head coach, which ranks top eight nationally since 2018 ... One of only four active FBS head coaches to lead multiple programs to New Year's Six Bowl appearances ... His teams have earned bowl berths and finished in the top 10 nationally in scoring and total offense in all five seasons ... His seven ranked wins since the start of the 2021 season rank third nationally and are the most by a UT coach through the first 26 games of a career ... A 2022 finalist for the Paul "Bear" Bryant Coach of the Year Award and the George Munger Award ... Winner of the AFCA's Region 2 Coach of the Year ... Became the sixth coach in UT history to earn AP SEC Coach of the Year honors and first since Phillip Fulmer in 1998 ... Ranks top 10 among head coaches nationally in NFL Draft picks produced in the last three NFL Drafts with 15 ... Has produced more NFL Drafted wide receivers in the last three drafts (5) than any coach in the nation ... His teams have shattered 16 team single-season records in two seasons at Tennessee ... In 2022, became just the fifth coach in UT history to produce an 11-win season ... Won more regular season games than any first-year Power Five coach in his debut season of 2021 (7) and was named FWA Steve Spurrier First-Year Coach Award recipient for his efforts ... Coached in 18 bowl games and developed two Heisman Trophy winners (Sam Bradford, Jason White).

**BORN:** March 22, 1978

**WIFE:** Dawn

**CHILDREN:** son Jace and daughter Hannah

## VOLUNTEERS 2023

Sept. 2	vs. Virginia (in Nashville)
<b>Sept. 9</b>	<b>AUSTIN PEAY</b>
Sept. 16	at Florida*
<b>Sept. 23</b>	<b>UTSA</b>
<b>Sept. 30</b>	<b>SOUTH CAROLINA*</b>
<b>Oct. 14</b>	<b>TEXAS A&amp;M*</b>
Oct. 21	at Alabama*
Oct. 28	at Kentucky*
<b>Nov. 4</b>	<b>UCONN</b>
Nov. 11	at Missouri*
<b>Nov. 18</b>	<b>GEORGIA*</b>
<b>Nov. 25</b>	<b>VANDERBILT*</b>

\* SEC Game

**BOLD** denotes home game

## ASSISTANT COACHES

**ALEC ABELN** (Missouri, '17) Tight Ends – 1st year

**TIM BANKS** (Central Michigan, '95) Defensive Coordinator – 3rd year

**GLEN ELARBEE** (Middle Tennessee, '02) Offensive Line – 3rd year

**MIKE EKELER** (Kansas State, '95) – Special Teams Coordinator/ Outside Linebackers – 3rd year

**RODNEY GARNER** (Auburn, '90) Defensive Line – 5th year

**JOEY HALZLE** (Oklahoma, '08) Offensive Coordinator/ Quarterbacks – 3rd year

**BRIAN JEAN-MARY** (Appalachian State, '98) Linebackers – 3rd year

**JERRY MACK** (Delta State, '06) Running Backs – 3rd year

**WILLIE MARTINEZ** (Miami, '85) Secondary – 7th year

**KELSEY POPE** (Samford '14) Wide Receivers – 2nd year

## SUPPORT STAFF

**SCOTT ALTIZER** Director of Football Relations

**JERONIMO BOCHE** Director of Sports Medicine

**JAKE BRESKE** Director of Player Personnel

**ANGELIA BRUMMETT** Director of Recruiting

**ANDREW GOODMAN** Director of Football Operations

**BILLY HIGH** Director of Internal and Advance Scouting

**BILLY RAY JOHNSON** Chief of Staff

**BRANDON LAWSON** Director of Scouting

**KURT SCHMIDT** Director of Competition Development

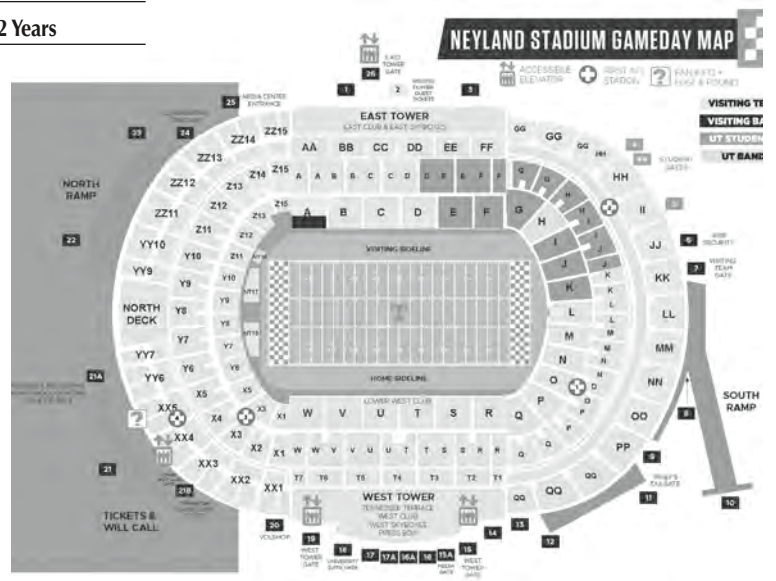




### YEAR-BY-YEAR

Year	School	Conf.	Pct.	All	Pct.	Bowl
2018	UCF	8-0	1.00	12-1	.923	Fiesta
2019	UCF	6-2	.750	10-3	.769	Gasparilla
2020	UCF	5-3	.625	6-4	.600	Boca Raton
2021	Tennessee	4-4	.500	7-6	.538	Music City
2022	Tennessee	6-2	.750	11-2	.846	Orange
<b>TOTALS</b>		<b>29-11</b>	<b>.725</b>	<b>42-16</b>	<b>.742</b>	<b>5 Years</b>
<b>at Tennessee</b>		<b>10-6</b>	<b>.625</b>	<b>18-8</b>	<b>.692</b>	<b>2 Years</b>

BOWL RECORD: 2-3 .400



### VOLUNTEERS 2023 QUICK FACTS

**LOCATION:** Knoxville, Tennessee  
**FOUNDED:** 1794  
**ENROLLMENT:** 33,805  
**NICKNAME:** Volunteers or Vols  
**COLORS:** Orange (PMS 151) and White  
**STADIUM:** Neyland Stadium (101,915)  
**PLAYING SURFACE:** Trifway 419 Bermuda Hybrid Grass  
**FIRST GAME AS SHIELDS-WATKINS FIELD:** Sept. 24, 1921 – Tennessee 27, Emory & Henry 0  
**HOME RECORD:** 485-141-17 (.767)

**HOME ATTENDANCE:** 703,726  
**ALL-TIME OVERALL RECORD:** 867-410-53 (.672)  
**2022 RECORD:** 11-2  
**2022 SEC RECORD/FINISH:** 6-2/2-E  
**SEC CHAMPIONSHIPS:** 13 (1938, 39t, 40, 46t, 51t, 56, 67, 69, 85, 89t, 90, 97, 98)  
**BOWL:** Capital One Orange Bowl, W, Tennessee (31), Clemson (14)  
**BOWL APPEARANCES:** 55  
**ALL-TIME BOWL RECORD:** 30-25  
**LAST BOWL APPEARANCE:** Capital One Orange Bowl Dec. 30, 2022

### 2022 RESULTS

**11-2 Overall • 6-2 SEC**  
**Home: 7-0 Away: 3-2 Neutral: 1-0 vs. Top 25: 6-1**

Sept. 1	[RV/RV] BALL STATE	W 59-10	92,236
Sept. 10	[24/RV] at Pittsburgh (17/14)	W 34-27 (OT)	59,785
Sept. 17	[15/16] AKRON	W 63-6	101,915
Sept. 24	[11/12] FLORIDA*	W 38-33	101,915
Oct. 8	[8/8] at LSU* (25/rv)	W 40-13	102,371
Oct. 15	[6/8] ALABAMA* (3/1)	W 52-49	101,915
Oct. 22	[3/4] TENNESSEE-MARTIN	W 65-24	101,915
Oct. 29	[3/4] KENTUCKY* (19/17)	W 44-6	101,915
Nov. 5	[2/3] at Georgia* (1/1)	L 13-27	92,746
Nov. 12	[5/5] MISSOURI*	W 66-24	101,915
Nov. 19	[5/5] at South Carolina*	L, 38-63	79,041
Nov. 26	[9/11] at Vanderbilt*	W, 56-0	40,350
Dec. 30	[6/6] vs. Clemson (10/11)	W, 31-14	63,912

*Capital One Orange Bowl • Miami Gardens, Florida*

\*SEC Game  
 [AP/Coaches] – Denotes team ranking at the time of the game;  
 (AP/Coaches) – Denotes opponent ranking at the time of the game

## 2023 ALPHABETICAL ROSTER

No.	Name	POS	HT	WT	CL	Hometown
26	Will Albright	LB	6-1	230	R-JR	Greenville, Tenn.
90	Dominic Bailey	DL	6-3	280	R-JR	Salisbury, Md.
65	Parker Ball	OL	6-4	290	R-SR	Douglasville, Ga.
37	Montrell Bandy	DB	6-3	189	R-SO	Mount Juliet, Tenn.
42	Hunter Barnes	RB	6-0	195	R-FR	Memphis, Tenn.
9	Tyler Baron	DL	6-5	260	SR	Knoxville, Tenn.
6	Aaron Beasley	LB	6-1	225	SR*	Franklin, Ga.
56	Mekhi Bigelow	LB	6-0	209	R-FR	Charlotte, N.C.
25	DeSean Bishop	RB	5-10	200	FR	Knoxville, Tenn.
17	Michael Bittner	WR	6-2	225	R-SR	Cincinnati, Ohio
57	Ben Bolton	LB	6-3	222	R-FR	Memphis, Tenn.
38	Chandavian Bradley	DL	6-5	221	FR	Platte City, Mo.
48	Bennett Brady	LS	6-1	205	R-FR	Memphis, Tenn.
35	Will Brooks	DB	6-1	200	R-JR	Birmingham, Ala.
88	Charlie Browder	TE	6-7	250	R-SO	Kingsport, Tenn.
4	Warren Burrell	DB	6-0	190	R-SR	Suwanee, Ga.
64	Ayden Bussell	OL	6-5	295	FR	Mount Juliet, Tenn.
19	Charles Campbell	PK	5-9	181	R-SR*	Jackson, Tenn.
74	John Campbell Jr.	OL	6-5	320	R-SR*	Orlando, Fla.
7	Arion Carter	LB	6-1	227	FR	Smyrna, Tenn.
41	JT Carver	PK	5-11	210	R-SO	Martin, Tenn.
34	McCallan Castles	TE	6-5	252	R-SR*	South Lake Tahoe, Calif.
14	Christian Charles	DB	6-1	195	JR	Gainesville, Ga.
56	Mo Clipper Jr.	OL	6-5	308	R-FR	Alpharetta, Ga.
23	Cristian Conyer	DB	6-1	181	FR	Bowling Green, Ky.
53	Jeremiah Crawford	OL	6-5	315	SR*	Goddard, Kansas
18	Ryan Damron	QB	6-0	207	FR	Paris, Tenn.
66	Dayne Davis	OL	6-7	325	R-SR	Bluff City, Tenn.
86	Ethan Davis	TE	6-5	232	FR	Atlanta, Ga.
65	Camron Douglas	DL	6-3	300	R-FR	Brownsville, Tenn.
46	Cody Duncan	TE	6-1	239	R-SO	Knoxville, Tenn.
95	Trevor Duncan	DL	6-6	270	FR	Knoxville, Tenn.
20	Bryson Eason	DL	6-3	310	R-JR	Memphis, Tenn.
46	Malik Ganaway	DB	6-2	190	R-FR	Trenton, Tenn.
99	Kurott Garland	DL	6-3	310	R-SR*	Conyers, Ga.
15	Kwauze Garland	LB	6-2	226	R-SR	Conyers, Ga.
18	Rickey Gibson III	DB	6-0	185	FR	Trussville, Ala.
90	Max Gilbert	PK	6-0	194	FR	Memphis, Tenn.
73	Brian Grant	OL	6-7	329	R-FR	Fort Walton Beach, Fla.
58	Isaac Green	DL	6-0	308	R-SR	Memphis, Tenn.
5	Kamal Hadden	DB	6-1	197	R-SR	River Rouge, Mich.
29	Christian Harrison	DB	6-1	190	SO	Atlanta, Ga.
30	Roman Harrison	DL	6-2	235	SR*	Bainbridge, Ga.
87	Joshua Helsdon	DL	6-4	270	R-FR	Cleveland, Tenn.
31	Caleb Herring	DL	6-5	226	FR	Newnan, Ga.
44	Elijah Herring	LB	6-3	238	SO	Newnan, Ga.
69	Gus Hill	OL	6-4	290	R-FR	Fayetteville, Tenn.
53	Daevin Hobbs	DL	6-4	290	FR	Concord, N.C.
8	Nico Iamaleava	QB	6-6	206	FR	Long Beach, Calif.
22	Jack Jancek	WR	6-5	210	R-JR	Knoxville, Tenn.
97	Jayson Jenkins	DL	6-6	280	R-FR	Bordentown, N.J.
1	Gabe Jeudy-Lally	DB	6-2	190	R-SR	Austin, Texas
77	Larry Johnson III	OL	6-7	348	SO	Savannah, Ga.
19	Joshua Josephs	DL	6-3	242	SO	Kennesaw, Ga.
70	Andrej Karic	OL	6-6	310	R-JR	Southlake, Texas
20	Khalifa Keith	RB	6-1	230	FR	Birmingham, Ala.
9	Ramel Keyton	WR	6-3	197	SR*	Marietta, Ga.
55	Braeden Krivosh	OL	6-2	300	R-JR	Baltimore, Md.
75	Jackson Lampley	OL	6-4	315	R-SR	Nashville, Tenn.
78	Ollie Lane	OL	6-4	320	R-SR*	Corryton, Tenn.
52	Vysen Lang	OL	6-4	337	FR	Pike Road, Ala.
85	Nathan Leacock	WR	6-3	209	FR	Raleigh, N.C.
96	Austin Lewis	DL	6-6	261	R-SR*	Jonesborough, Tenn.

No.	Name	POS	HT	WT	CL	Hometown
31	Jackson Locke	WR	6-0	175	R-SO	Granville, Ohio
34	Jack Luttrell	DB	6-0	180	FR	Gainesville, Ga.
24	Jordan Matthews	DB	6-2	182	FR	Baton Rouge, La.
63	Cooper Mays	OL	6-3	305	SR	Knoxville, Tenn.
2	Jaylen McCollough	DB	6-0	206	SR*	Austell, Ga.
15	Bru McCoy	WR	6-3	220	R-SR	Palos Verdes Estates, Calif.
12	Tamarion McDonald	DB	6-2	208	SR	Memphis, Tenn.
57	Connor Meadows	OL	6-4	297	R-FR	Trenton, Tenn.
7	Joe Milton III	QB	6-5	235	R-SR*	Pahokee, Fla.
54	Gerald Mincey	OL	6-6	337	R-JR	Fort Lauderdale, Fla.
13	Gaston Moore	QB	6-2	206	R-JR	Hilton Head, S.C.
72	Addison Nichols	OL	6-5	327	R-FR	Atlanta, Ga.
81	Chas Nimrod	WR	6-3	196	R-FR	Bentonville, Ark.
55	Omarr Norman-Lott	DL	6-3	301	R-JR	North Highlands, Calif.
27	Emmanuel Okoye	TE	6-5	230	FR	Lagos, Nigeria
27	James Pearce Jr.	DL	6-5	242	SO	Charlotte, N.C.
40	Kalib Perry	LB	6-3	226	SO	Georgetown, Ky.
11	Keenan Pili	LB	6-3	240	R-SR*	Provo, Utah
68	Masai Reddick	OL	6-5	340	R-FR	Detroit, Mich.
36	Nathan Roberts	WR	6-4	201	FR	Morristown, Tenn.
94	Nathan Robinson	DL	6-6	285	FR	Greenbrier, Tenn.
43	Titus Rohrer	TE	6-7	249	R-FR	Bryan, Ohio
98	Jackson Ross	P	6-3	195	R-FR	Melbourne, Australia
28	De'Shawn Rucker	DB	6-0	190	JR	Tallahassee, Fla.
47	Matthew Salansky	LS	5-11	245	R-SR	Morristown, Tenn.
89	Hunter Salmon	TE	6-5	249	R-SR	Birmingham, Ala.
6	Dylan Sampson	RB	5-11	190	SO	Baton Rouge, La.
23	Cameron Seldon	RB	6-2	222	FR	Browns Store, Va.
44	Luke Shouse	TE	6-6	250	R-JR	Nolensville, Tenn.
21	Navy Shuler	QB	6-0	201	R-JR	Fletcher, N.C.
10	Elijah Simmons	DL	6-2	340	R-SR	Memphis, Tenn.
0	Doneiko Slaughter	DB	6-0	190	SR	Roswell, Ga.
33	John Slaughter	DB	6-2	195	FR	Clarksdale, Miss.
2	Jabari Small	RB	5-11	213	SR	Memphis, Tenn.
39	Jalen Smith	LB	6-1	226	FR	Grayson, Ga.
82	Dayton Sneed	WR	6-0	190	FR	Hermitage, Tenn.
80	Nate Spillman	WR	6-2	195	FR	Nashville, Tenn.
76	Javontez Spraggins	OL	6-3	325	SR	East St. Louis, Ill.
60	Alton Stephens	LS	5-11	200	R-SR	Cordele, Ga.
22	Jeremiah Telander	LB	6-2	228	FR	Gainesville, Ga.
25	Jourdan Thomas	DB	6-2	200	SO	Montgomery, Ala.
21	Omari Thomas	DL	6-4	320	SR	Memphis, Tenn.
1	Dont'e Thornton Jr.	WR	6-5	214	JR	Baltimore, Md.
94	Josh Turbyville	P/PK	6-1	192	R-FR	Knoxville, Tenn.
8	Brandon Turnage	DB	6-1	186	R-SR	Oxford, Miss.
17	Andre Turrentine	DB	5-11	195	R-SO	Murfreesboro, Tenn.
79	Shamurad Umarov	OL	6-7	320	FR	Alpharetta, Ga.
13	Wesley Walker	DB	6-1	200	R-SR	Lewisburg, Tenn.
87	Jacob Warren	TE	6-6	253	R-SR*	Knoxville, Tenn.
83	Trey Weary	WR	6-2	180	R-FR	Houston, Texas
41	Tyree Weathersby	DL	6-5	260	FR	Douglasville, Ga.
84	Kaleb Webb	WR	6-3	198	R-FR	Powder Springs, Ga.
42	Tyre West	DL	6-3	285	SO	Tifton, Ga.
10	Squirrel White	WR	5-10	165	SO	Birmingham, Ala.
26	Carson Whitehead	DB	5-10	175	R-FR	Powell, Tenn.
28	Patrick Wilk	RB	5-11	200	R-SO	Nashville, Tenn.
59	Caleb Williams	LB	6-1	226	R-FR	Franklin, Tenn.
3	Dee Williams	DB	5-11	194	SR	Forsyth, Ga.
0	Jaylen Wright	RB	5-11	210	JR	Durham, N.C.
36	William Wright	DB	6-0	193	R-JR	Nashville, Tenn.
35	Garrett Young	WR	6-2	185	FR	Alpharetta, Ga.

\* - denotes "super" senior

# YEAR-BY-YEAR RECORDS

Year	Coach	SEC	SEC Finish	Overall	Bowls
1891	None			0-1	
1892	None			2-5	
1893	None			2-4	
1894	No Team				
1895	No Team				
1896	None			4-0	
1897	None			4-1	
1898	No Team				
1899	J.A. Pierce			6-2	
1900	J.A. Pierce			3-2-1	
1901	George Kelley			3-3-2	
1902	H.F. Fisher			6-2	
1903	H.F. Fisher			4-5	
1904	S.D. Crawford			3-5-1	
1905	J.D. DePree			3-5-1	
1906	J.D. DePree			1-6-2	
1907	George Levene			7-2-1	
1908	George Levene			7-2	
1909	George Levene			1-6-2	
1910	Alex Stone			3-5-1	
1911	Z.G. Clevenger			3-4-2	
1912	Z.G. Clevenger			4-4	
1913	Z.G. Clevenger			6-3	
1914	Z.G. Clevenger			9-0	
1915	Z.G. Clevenger			4-4	
1916	John R. Bender			8-0-1	
1917	No Team				
1918	No Team				
1919	John R. Bender			3-3-3	
1920	John R. Bender			7-2	
1921	M.B. Banks			6-2-1	
1922	M.B. Banks			8-2	
1923	M.B. Banks			5-4-1	
1924	M.B. Banks			3-5	
1925	M.B. Banks			5-2-1	
1926	Robert R. Neyland			8-1	
1927	Robert R. Neyland			8-0-1	
1928	Robert R. Neyland			9-0-1	
1929	Robert R. Neyland			9-0-1	
1930	Robert R. Neyland			9-1	
1931	Robert R. Neyland			9-0-1	New York
1932	Robert R. Neyland			9-0-1	
1933	Robert R. Neyland	5-2	4	7-3	
1934	Robert R. Neyland	5-1	3	8-2	
1935	W.H. Britton	2-3	9t	4-5	
1936	Robert R. Neyland	3-1-2	4	6-2-2	
1937	Robert R. Neyland	4-3	7	6-3-1	
1938	Robert R. Neyland	7-0	1	11-0	Orange
1939	Robert R. Neyland	6-0	1t	10-1	
1940	Robert R. Neyland	5-0	1	10-1	Sugar
1941	John Barnhill	3-1	2	8-2	
1942	John Barnhill	4-1	2t	9-1-1	Sugar
1943	NO TEAM				
1944	John Barnhill	5-0-1	2	7-1-1	Rose
1945	John Barnhill	3-1	2	8-1	
1946	Robert R. Neyland	5-0	1t	9-2	Orange
1947	Robert R. Neyland	2-3	9t	5-5	
1948	Robert R. Neyland	2-3-1	8	4-4-2	
1949	Robert R. Neyland	4-1-1	3	7-2-1	
1950	Robert R. Neyland	4-1	2	11-1	Cotton
1951	Robert R. Neyland	5-0	1t	10-1	Sugar
1952	Robert R. Neyland	5-0-1	2	8-2-1	Cotton
1953	Harvey Robinson	3-2-1	7	6-4-1	
1954	Harvey Robinson	1-5	11t	4-6	
1955	Bowden Wyatt	3-2-1	4	6-3-1	
1956	Bowden Wyatt	6-0	1	10-1	Sugar
1957	Bowden Wyatt	4-3	5	8-3	Gator
1958	Bowden Wyatt	4-3	5	4-6	
1959	Bowden Wyatt	3-4-1	8	5-4-1	
1960	Bowden Wyatt	3-2-2	5	6-2-2	
1961	Bowden Wyatt	4-3	4t	6-4	
1962	Bowden Wyatt	2-6	10	4-6	
1963	Jim McDonald	3-5	8	5-5	
1964	Doug Dickey	1-5-1	10	4-5-1	
1965	Doug Dickey	3-1-2	3t	8-1-2	Bluebonnet
1966	Doug Dickey	4-2	5	8-3	Gator
1967	Doug Dickey	6-0	1	9-2	Orange
1968	Doug Dickey	4-1-1	2	8-2-1	Cotton
1969	Doug Dickey	5-1	1	9-2	Gator
1970	Bill Battle	4-1	2	11-1	Sugar
1971	Bill Battle	4-2	4t	10-2	Liberty
1972	Bill Battle	4-2	4	10-2	Bluebonnet
1973	Bill Battle	3-3	4	8-4	Gator
1974	Bill Battle	2-3-1	7t	7-3-2	Liberty
1975	Bill Battle	3-3	5	7-5	
1976	Bill Battle	2-4	8	6-5	
1977	Johnny Majors	1-5	8	4-7	
1978	Johnny Majors	3-3	4t	5-5-1	
1979	Johnny Majors	3-3	5t	7-5	Bluebonnet
1980	Johnny Majors	3-3	6	5-6	
1981	Johnny Majors	3-3	4t	8-4	Garden State
1982	Johnny Majors	3-2-1	5	6-5-1	Peach
1983	Johnny Majors	4-2	3t	9-3	Citrus
1984	Johnny Majors	3-3	5t	7-4-1	Sun
1985	Johnny Majors	5-1	1	9-1-2	Sugar
1986	Johnny Majors	3-3	6	7-5	Liberty
1987	Johnny Majors	4-1-1	3	10-2-1	Peach
1988	Johnny Majors	3-4	6t	5-6	

Year	Coach	SEC	SEC Finish	Overall	Bowls
1989	Johnny Majors	6-1	1t	11-1	Cotton
1990	Johnny Majors	5-1-1	1	9-2-2	Sugar
1991	Johnny Majors	5-2	3	9-3	Fiesta
1992	Johnny Majors/ Phillip Fulmer	5-3	3-E	9-3	Hall of Fame
1993	Phillip Fulmer	#7-1	T1-E	#10-2	Citrus
1994	Phillip Fulmer	5-3	2-E	8-4	Gator
1995	Phillip Fulmer	7-1	2-E	11-1	Citrus
1996	Phillip Fulmer	7-1	2-E	10-2	Citrus
1997	Phillip Fulmer	7-1	1-E	11-2	Orange
1998	Phillip Fulmer	8-0	1-E	13-0	Fiesta
1999	Phillip Fulmer	6-2	2-E	9-3	Fiesta
2000	Phillip Fulmer	5-3	2-E	8-4	Cotton
2001	Phillip Fulmer	7-1	1-E	11-2	Citrus
2002	Phillip Fulmer	5-3	3-E	8-5	Peach
2003	Phillip Fulmer	6-2	T1-E	10-3	Peach
2004	Phillip Fulmer	7-1	1-E	10-3	Cotton
2005	Phillip Fulmer	3-5	T4-E	5-6	
2006	Phillip Fulmer	5-3	2-E	9-4	Outback
2007	Phillip Fulmer	6-2	T1-E	10-4	Outback
2008	Phillip Fulmer	3-5	5-E	5-7	
2009	Lane Kiffin	4-4	T2-E	7-6	Chick-fil-A
2010	Derek Dooley	3-5	T3-E	6-7	Music City
2011	Derek Dooley	1-7	6-E	5-7	
2012	Derek Dooley/ Jim Chaney	1-7	6-E	5-7	
2013	Butch Jones	2-6	6-E	5-7	
2014	Butch Jones	3-5	4-E	7-6	TaxSlayer
2015	Butch Jones	5-3	2-E	9-4	Outback
2016	Butch Jones	4-4	T2-E	9-4	Music City
2017	Butch Jones	0-8	6-E	4-8	
2018	Jeremy Pruitt	2-6	7-E	5-7	
2019	Jeremy Pruitt	5-3	3-E	8-5	TaxSlayer
2020	Jeremy Pruitt	3-7	5-E	3-7	
2021	Josh Heupel	4-4	3-E	7-6	Music City
2022	Josh Heupel	6-2	2-E	11-2	Orange

# Includes game forfeited to Tennessee

## BOWL RESULTS 30-25

Bowl	Opponent	Result	Date
*New York	New York University	W 13-0	12-5-31
Orange	Oklahoma	W 17-0	1-1-39
Rose	Southern California	L 0-14	1-1-40
Sugar	Boston College	L 13-19	1-1-41
Sugar	Tulsa	W 14-7	1-1-43
Rose	Southern California	L 0-25	1-1-45
Orange	Rice	L 0-8	1-1-47
Cotton	Texas	W 20-14	1-1-51
Sugar	Maryland	L 13-28	1-1-52
Cotton	Texas	L 0-16	1-1-53
Sugar	Baylor	L 7-13	1-1-57
Gator	Texas A&M	W 3-0	12-28-57
Bluebonnet	Tulsa	W 27-6	12-18-65
Gator	Syracuse	W 18-12	12-31-66
Orange	Oklahoma	L 24-26	1-1-68
Cotton	Texas	L 13-36	1-1-69
Gator	Florida	L 13-14	12-27-69
Sugar	Air Force	W 34-13	1-1-71
Liberty	Arkansas	W 14-13	12-20-71
Bluebonnet	LSU	W 24-17	12-30-72
Gator	Texas Tech	L 19-28	12-29-73
Liberty	Maryland	W 7-3	12-16-74
Bluebonnet	Purdue	L 22-27	12-31-79
Garden State	Wisconsin	W 28-21	12-13-81
Peach	Iowa	L 22-28	12-31-82
Citrus	Maryland	W 30-23	12-17-83
Sun	Maryland	L 27-28	12-22-84
Sugar	Miami (Fla.)	W 35-7	1-1-86
Liberty	Minnesota	W 21-14	12-29-86
Peach	Indiana	W 27-22	1-2-88
Cotton	Arkansas	W 31-27	1-1-90
Sugar	Virginia	W 23-22	1-1-91
Fiesta	Penn State	L 17-42	1-1-92
Hall of Fame	Boston College	W 38-23	1-1-93
Citrus	Penn State	L 13-31	1-1-94
Gator	Virginia Tech	W 45-23	12-30-94
Citrus	Ohio State	W 20-14	1-1-96
Citrus	Northwestern	W 48-28	1-1-97
Orange	Nebraska	L 17-42	1-2-98
Fiesta	Florida State	W 23-16	1-4-99
Fiesta	Nebraska	L 21-31	1-2-00
Cotton	Kansas State	L 21-35	1-1-01
Citrus	Michigan	W 45-17	1-1-02
Peach	Maryland	L 3-30	12-31-02
Peach	Clemson	L 14-27	1-2-04
Cotton	Texas A&M	W 38-7	1-1-05
Outback	Penn State	L 10-20	1-1-07
Outback	Wisconsin	L 21-17	1-1-08
Chick-fil-A	Virginia Tech	L 37-14	12-31-09
Music City	North Carolina	L 27-30 (2OT)	12-30-10
TaxSlayer	Iowa	W 45-28	1-2-15
Outback	Northwestern	W 45-6	1-1-16
Music City	Nebraska	W 38-24	12-30-16
TaxSlayer	Indiana	W 23-22	1-2-20
Music City	Purdue	L 45-48 (OT)	12-30-21
Orange	Clemson	W 31-14	12-30-22

\*not recognized by NCAA

# JIMBO FISHER



**DR. M. KATHERINE BANKS**  
President  
(University of Florida, '82))



**ROSS BJORK**  
Athletics Director  
(Emporia State University, '95)



**JIMBO FISHER**  
Head Football Coach  
(Salem University, '90)



**PAUL BATISTA**  
Faculty Representative  
(Trinity, '73)

## AGGIES 2023

Sept. 2	<b>NEW MEXICO</b>
Sept. 9	at Miami (Florida)
Sept. 16	<b>ULM</b>
Sept. 23	<b>AUBURN*</b>
Sept. 30	<b>ARKANSAS*</b>
Oct. 7	<b>ALABAMA*</b>
Oct. 14	at Tennessee*
Oct. 28	<b>SOUTH CAROLINA*</b>
Nov. 4	at Ole Miss*
Nov. 11	<b>MISSISSIPPI STATE*</b>
Nov. 18	<b>ABILENE CHRISTIAN</b>
Nov. 25	at LSU*

\* SEC Game  
**BOLD** denotes home game

**HOMETOWN:** Clarksburg, West Virginia

**ALMA MATER:** Salem University (1990)

**PLAYING CAREER:** Salem (1985-86); Samford (1987); Chicago Bruisers (1988)

**COACHING EXPERIENCE:** Samford— Graduate Assistant/Quarterbacks (1988–90); Samford – Offensive Coordinator/Quarterbacks (1991-92); Auburn – Quarterbacks (1993-98); Cincinnati – Offensive Coordinator/Quarterbacks (1999); LSU – Offensive Coordinator/Quarterbacks (2000-06); Florida State – Offensive Coordinator/Quarterbacks (2007-09); Florida State – Head Coach (2010–17); Texas A&M – Head Coach (2018-present)

**COACHING ACHIEVEMENTS:** Division III National Player of the Year (1987); Broyles Assistant Coach of the Year Award finalist (2001); AFCA Regional Coach of the Year (2013); Rawlings Football College Coach of the Year (2013); 2020 Bryant Coach of the Year Finalist

**BORN:** Oct. 9, 1965

**WIFE:** Courtney

**CHILDREN:** Trey, Ethan, Keller

## ASSISTANT COACHES

**STEVE ADDAZIO** (Connecticut St., '81) Offensive Line—2nd Year

**MARQUEL BLACKWELL** (USF, '02) Running Backs—1st Year

**JAMES COLEY** (Florida St., '97) Co-Offensive Coordinator/Tight Ends – 4th Year

**DAMEYUNE CRAIG** (Auburn, '02) Wide Receivers – 6th Year

**DJ DURKIN** (Bowling Green, '01) Defensive Coordinator/Linebackers—2nd Year

**BRYANT GROSS-ARMIENTO** (Wake Forest, '17) Secondary – 1st Year

**BOBBY PETRINO** (Carroll College, '83) Offensive Coordinator/Quarterbacks—1st Year

**TERRY PRICE** (Texas A&M, '92) Defensive Ends – 12th Year

**ELIJAH ROBINSON** (Penn St., '08) Assistant Head Coach/Running Game Coordinator/Defensive Line – 6th Year

**TJ RUSHING** (Stanford, '06) Defensive Backs – 4th Year

# TEXAS A&M UNIVERSITY



## 2023 FOOTBALL

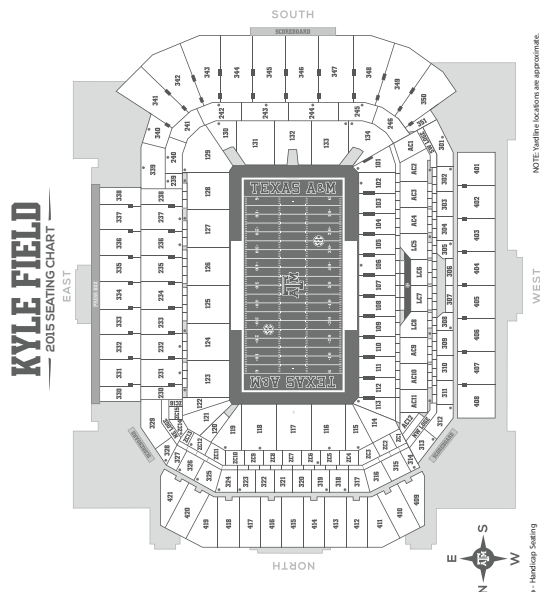
### YEAR-BY-YEAR

Year	School	Conf.	Pct.	All	Pct.	Bowl
2010	Florida State	6-3	.667	10-4	.714	Chick-Fil-A
2011	Florida State	5-3	.625	9-4	.692	Champs Sports
2012	Florida State	7-1	.875	12-2	.857	Orange
2013	Florida State	8-0	1.000	14-0	1.000	BCS NCG
2014	Florida State	8-0	1.000	13-1	.929	Rose
2015	Florida State	6-2	.750	10-3	.769	Peach
2016	Florida State	5-3	.625	10-3	.769	Orange
2017	Florida State	3-5	.375	5-6	.455	Independence <sup>†</sup>
2018	Texas A&M	5-3	.625	9-4	.692	TaxSlayer
2019	Texas A&M	4-4	.500	8-5	.615	Texas
2020	Texas A&M	8-1	.889	9-1	.900	Orange
2021	Texas A&M	4-4	.500	8-4	.667	Gator
2022	Texas A&M	2-6	.250	5-7	.417	

<b>TOTALS</b>	<b>71-35</b>	<b>.670</b>	<b>122-44</b>	<b>.735</b>	<b>13 Years</b>
<b>Texas A&amp;M Record</b>	<b>23-19</b>	<b>.548</b>	<b>39-21</b>	<b>.650</b>	<b>5 Years</b>
<b>Florida State Record</b>	<b>48-17</b>	<b>.738</b>	<b>83-23</b>	<b>.783</b>	<b>8 Years</b>

**BOWL RECORD:** 9-2 .818 (COVID knocked Texas A&M out of the Gator Bowl)

<sup>†</sup>Fisher resigned before the last regular season game; interim head coach Odell Haggins coached the Seminoles in their last regular season game against Louisiana-Monroe and the Independence Bowl against Southern Miss.



### AGGIES 2023 QUICK FACTS

**LOCATION:** Bryan-College Station, Texas  
**FOUNDED:** 1876  
**ENROLLMENT:** 74,829  
**NICKNAME:** Aggies  
**COLORS:** Maroon (PMS 505) and White  
**STADIUM:** Kyle Field (102,733)  
**PLAYING SURFACE:** Grass  
**FIRST GAME:** Oct. 7, 1905 – Texas A&M 29, Houston YMCA 0  
**HOME ATTENDANCE:** 97,213

**HOME RECORD:** 430-171-10 (.712)  
**ALL-TIME OVERALL RECORD:** 771-498-48 (.604)  
**2022 RECORD:** 5-7  
**2021 SEC RECORD/FINISH:** 2-6/T6th  
**SEC CHAMPIONSHIPS:** 0  
**BOWL:** None  
**BOWL APPEARANCES:** 42  
**ALL-TIME BOWL RECORD:** 20-22 (.476)  
**LAST BOWL APPEARANCE:** Orange Bowl, Jan. 2, 2021

### 2022 RESULTS

**5-7 Overall • 2-6 SEC**  
**Home: 4-3 Away: 1-4 Neutral: 1-0 vs. Top 25: 3-2**

Sept. 3	[6/7] SAM HOUSTON STATE	W, 31-10	97,946
Sept. 10	[6/6] APPALACHIAN STATE	L, 14-17	92,664
Sept. 17	[24/22] MIAMI (13/13)	W, 17-9	107,245
Sept. 24	[23/20] vs. Arkansas* (10/10) (Arlington)	W, 23-21	63,580
Oct. 1	[17/17] at Mississippi State* (-/rv)	L, 24-42	51,930
Oct. 8	[RV/RV] at Alabama* (1/1)	L, 20-24	100,077
Oct. 22	at South Carolina* (rv/rv)	L, 24-30	77,837
Oct. 29	OLE MISS* (15/12)	L, 28-31	101,084
Nov. 5	FLORIDA*	L, 24-41	97,797
Nov. 12	at Auburn*	L, 24-41	87,451
Nov. 19	UMASS	W, 20-3	90,117
Nov. 26	LSU* (6/6)	W, 38-23	93,578

\*SEC Game  
 [AP/Coaches] – Denotes team ranking at the time of the game;  
 (AP/Coaches) – Denotes opponent ranking at the time of the game

# 2023 ALPHABETICAL ROSTER

No.	Name	POS	HT	WT	CL	Hometown
49	Connor Able,	DS	6-3	215	So-RS	Houston, TX
1	Bryce Anderson	DB	6-0	195	So-1L	Beaumont, TX
	David Bailey Jr.	RB	6-0	225	Gr-TR	Ridgely, MD
79	James Bailey	OL	6-3	320	Fr-RS	Katy, TX
93	Drew Beltran	DL	6-1	265	Jr-SQ	Longview, TX
58	Naquil Bertrand	OL	6-6	340	Fr-HS	Philadelphia, PA
94	Drake Bhatia	PLK	5-7	160	Jr-SQ	Houston, TX
71	Chase Bisontis	OL	6-6	305	Fr-HS	Ramsey, NJ
90	Nana Boadi-Owusu	LB	6-2	240	Fr-RS	Arlington, TX
47	Randy Bond	PLK	5-11	195	Jr-1L	Plano, TX
16	Blake Bost	QB	6-3	195	Jr-2L	Groves, TX
23	Jacob Brasher	WR	6-1	190	Fr-RS	Allen, TX
	Dallton Brooks	DB	6-0	180	Fr-HS	Shiner, TX
99	Gabriel Brownlow-Dindy	DL	6-3	295	Fr-1L	Lakeland, FL
	Blake Buntyn	WR	6-2	180	Fr-HS	Franklin, TN
	Ryan Burtin	WR	5-8	165	Fr-HS	Bryan-College Station, TX
	Chase Burton	WR	5-11	165	Fr-HS	Dallas, TX
	Alexander Capka-Jones	WR	6-4	180	Jr-TR	Oak Park, CA
7	Tyreek Chappell	DB	5-11	185	Jr-2L	Philadelphia, PA
62	Zachary Clay	OL	5-11	225	So-SQ	Lithia, FL
	Tommy Colligan	DL	6-2	230	Fr-HS	San Antonio, TX
95	Nik Constantinou	P	6-3	235	Gr-4L	Melbourne, Australia
45	Edgerrin Cooper	LB	6-3	230	Jr-3L	Covington, LA
11	Raymond Cottrell	WR	6-3	215	Fr-HS	Milton, FL
	Ronnie Crosby III	RB	5-9	190	Fr-HS	DeRidder, LA
78	Dametrious Crownover	OL	6-7	315	So-1L	Grandview, TX
24	Earnest Crownover	RB	6-3	230	Sr-3L	Grandview, TX
65	Rashad Daniel	OL	6-5	310	Fr-RS	Irving, TX
4	Amari Daniels	RB	5-9	200	Jr-1L	Miami, FL
	Jurriente Davis	LB	6-1	225	Sr-TR	Greensboro, NC
	Josh DeBerry	DB	5-11	180	Gr-TR	Warren, MI
75	Kam Dewberry	OL	6-4	330	So-1L	Humble, TX
10	Fadil Diggs	DL	6-5	260	Jr-3L	East Camden, NJ
25	Anthony DiNota	RB	6-0	200	So-SQ	Frisco, TX
55	Hunter Erb	OL	6-6	325	Fr-RS	Newark, TX
47	Atoa Eskeets	LB	6-0	230	Fr-RS	Las Vegas, NV
76	Reuben Fatheree II	OL	6-8	330	Jr-2L	Richmond, TX
88	Nathan Figueroa	TE	6-4	240	Fr-RS	Brenham, TX
61	Bryce Foster	OL	6-5	325	So-2L	Katy, TX
82	Fernando Garza III	TE	6-6	255	So-1L	Katy, TX
20	Jardin Gilbert	DB	6-1	185	Jr-2L	White Castle, LA
48	Jacob Graham	FB/DS	5-11	225	Jr-2L	Houston, TX
18	Donovan Green	TE	6-4	250	So-1L	Dickinson, TX
8	Tony Grimes	DB	6-0	190	Sr-TR	Virginia Beach, VA
51	Levi Hancock	DS	6-2	235	Fr-RS	Bryan, TX
11	Deuce Harmon	DB	5-10	185	So-2L	Corinth, TX
40	Martrell Harris Jr.	LB	6-2	215	So-1L	The Woodlands, TX
	Jaylen Henderson	QB	6-3	215	So-TR	Encino, CA
37	Aidan Herrera	DB	6-0	200	Fr-RS	San Antonio, TX
13	DJ Hicks	DL	6-4	280	Fr-HS	Katy, TX
63	Chance Jackson	OL	6-0	300	Fr-RS	The Woodlands, TX
3	McKinnley Jackson	DL	6-2	325	Sr-3L	Lucedale, MS
96	Nathan Jackson	DL	6-0	270	So-SQ	Red Oak, TX
23	Chantz Johnson	LB	6-1	210	Fr-HS	College Station, TX
19	Jake Johnson	TE	6-6	240	So-1L	Athens, GA
	Jerry Johnson III	RB	6-1	240	Jr-TR	Port St. Lucie, FL
98	Jordan Johnson	DL	6-0	285	Sr-SQ	Dallas, TX
14	Max Johnson	QB	6-5	230	Jr-1L	Athens, GA
	Rylan Kennedy	DL	6-3	210	Fr-HS	Mansfield, TX
33	Jarred Kerr	DB	6-0	180	So-1L	Lexington, TX
34	Preston Landis	RB	5-11	210	So-TR	Rockwall, TX
31	Andrew Maleski	WR	5-10	175	Fr-RS	Cypress, TX
2	Jacoby Mathews	DB	6-1	210	So-1L	Ponchatoula, LA
29	Sam Mathews	DB	6-3	210	Sr-2L	League City, TX
16	Sam McCall	DB	6-1	185	So-TR	Lakeland, FL
17	Theo Melin Öhrstrom	TE	6-5	250	Fr-1L	Stockholm, Sweden
52	Andrew Merrick	LB	6-2	220	Jr-1L	Dallas, TX

No.	Name	POS	HT	WT	CL	Hometown
29	Joseph Mikulec	RB	5-9	210	Sr-SQ	The Colony, TX
22	Ethan Moczulski	PLK	5-11	200	Fr-RS	Spokane, WA
8	Le'Veon Moss	RB	6-0	210	So-1L	Walker, LA
7	Moose Muhammad III	WR	6-1	205	Jr-3L	Charlotte, NC
54	Mark Nabou	OL	6-4	340	Fr-1L	Lynwood, WA
0	Walter Nolen	DL	6-4	285	So-1L	Powell, TN
21	Dallas Novicke	QB	6-0	200	Fr-RS	East Bernard, TX
74	Aki Ogunbiyi	OL	6-4	315	Jr-2L	Houston, TX
18	LT Overton	DL	6-5	270	So-1L	Milton, GA
95	Micaiah Overton	DL	6-4	310	Jr-RS	Bessemer, AL
2	Rueben Owens	RB	6-0	200	Fr-HS	El Campo, TX
	Alessandro Perez	DL	6-3	210	Fr-HS	Georgetown, TX
6	Jaden Platt	TE	6-5	250	Fr-HS	Haslet, TX
94	Cody Polk	DL	6-7	240	Fr-RS	Dallas, TX
5	Jalen Preston	WR	6-2	215	Sr-4L	Manvel, TX
34	Isaiah Raikes	DL	6-2	325	Jr-3L	Woodbury, NJ
10	Marcel Reed	QB	6-1	171	Fr-HS	Nashville, TN
17	Albert Regis	DL	6-2	320	So-1L	LaPorte, TX
26	Demani Richardson	DB	6-1	215	Sr-4L	Waxahachie, TX
42	Kent Robinson	DB	5-10	165	Fr-SQ	Grand Prairie, TX
64	Layden Robinson	OL	6-4	325	Sr-4L	Manvel, TX
19	Bravion Rogers	DB	6-0	180	Fr-HS	LaGrange, TX
	JR Rosenberg	DB	5-10	180	Fr-HS	Sarasota, FL
32	Jaxon Rush	WR	6-0	170	Fr-RS	Austin, TX
24	Chris Russell Jr.	LB	6-2	235	Sr-4L	Dyersburg, TN
56	John Sabra	OL	6-2	335	Sr-SQ	Magnolia, TX
39	Sam Salz	WR	5-6	155	Jr-SQ	Philadelphia, PA
27	Daymion Sanford	LB	6-2	220	Fr-HS	Katy, TX
15	Jadon Scarlett	DL	6-2	275	Fr-HS	Argyle, TX
67	TJ Shanahan	OL	6-4	325	Fr-HS	Austin, TX
33	Charles Shelling	RB	5-10	210	Jr-RS	Missouri City, TX
50	Jaxson Slanker	LB	6-0	215	Fr-RS	College Station, TX
0	Ainias Smith	WR	5-10	200	Gr-4L	Missouri City, TX
38	Will Smoot	DB	5-11	185	Sr-1L	Houston, TX
66	Jordan Spasojevic-Moko	OL	6-6	320	Jr-1L	Brisbane, Australia
87	Keith Steptoe	DB	5-11	190	Jr-SQ	Navasota, TX
1	Evan Stewart	WR	6-0	175	So-1L	Frisco, TX
4	Shemar Stewart	DL	6-5	280	So-1L	Miramar, FL
68	Remington Strickland	OL	6-4	305	So-1L	Sugar Land, TX
31	Caleb Surber	DB	6-0	175	So-SQ	Fair Oaks Ranch, TX
92	Malick Sylla	DL	6-6	240	So-1L	Katy, TX
55	Samu Taumanupepe	DL	6-3	380	Fr-HS	Humble, TX
9	Bobby Taylor	DB	6-1	180	Fr-RS	Katy, TX
13	Micah Tease	WR	6-0	180	Fr-HS	Tulsa, OK
14	Jayvon Thomas	DB	6-0	190	Fr-HS	Dallas, TX
3	Noah Thomas	WR	6-6	195	So-1L	Pearland, TX
52	Colton Thomasson	OL	6-8	330	Fr-HS	Spring Branch, TX
58	Garrett Townsend	DS	5-11	230	Sr-SQ	Houston, TX
32	Aaron Trevino	DB	5-8	170	Fr-RS	La Feria, TX
51	Kason Tullos	LB	6-1	220	So-SQ	Spring, TX
36	Truette Tumey	P	6-2	180	So-SQ	Houston, TX
81	Pierce Turner	WR	6-3	195	Fr-RS	Austin, TX
5	Shemar Turner	DL	6-4	300	Jr-2L	DeSoto, TX
80	Hunter Vivaldi	WR	5-10	160	Fr-RS	Bryan, TX
54	Jalen Waddy	LB	6-0	230	Jr-RS	Houston, TX
	Jahdae Walker	WR	6-4	185	Jr-TR	Cleveland, OH
28	Kyle Walsh	DB	6-0	200	Fr-RS	College Station, TX
15	Conner Weigman	QB	6-2	215	So-1L	Cypress, TX
6	Enai White	DL	6-5	240	So-1L	Philadelphia, PA
37	Tyler White	P	6-4	200	Fr-HS	Southlake, TX
35	Isaiah Willis	DB	6-0	195	Fr-RS	Sunnyvale, TX
42	Max Wright	TE	6-4	260	Gr-5L	Katy, TX
21	Taurean York	LB	6-0	220	Fr-HS	Temple, TX
	Blair Zepeda	PLK	5-11	210	Sr-TR	Richardson, TX
43	Alex Zettler	DB	6-0	200	Gr-2L	West Jordan, UT
60	Trey Zuhn III	OL	6-7	320	So-1L	Ft. Collins, CO

# YEAR-BY-YEAR RECORDS

Year	Coach	SEC	SEC Finish	Overall	Bowls
1894	F.D. Perkins			1-1	
1895	Did not field a team				
1896	A.M. Soule, H.W. South			2-0-1	
1897	C.W. Taylor			1-2	
1898	H.W. Williams			4-2	
1899	W.A. Murray			4-2	
1900	W.A. Murray			2-2-1	
1901	W.A. Murray			1-4	
1902	J.E. Platt			7-0-2	
1903	J.E. Platt			7-3-1	
1904	J.E. Platt			4-2	
1905	W.E. Bachman			7-2	
1906	W.E. Bachman			6-1	
1907	L.L. Larson			6-1-1	
1908	N.A. Merriam			3-5	
1909	C.B. Moran			7-0-1	
1910	C.B. Moran			8-1	
1911	C.B. Moran			6-1	
1912	C.B. Moran			8-1	
1913	C.B. Moran			3-4-2	
1914	C.B. Moran			6-1-1	
<b>SOUTHWEST CONFERENCE ERA (1915-1995)</b>					
1915	E.H. Harlan	1-1	T-4th	6-2	
1916	E.H. Harlan	2-1	T-3rd	6-3	
1917	D.X. Bible	2-0	1st	8-0	
1918	D.V. Graves	1-1	T-3rd	6-1	
1919	D.X. Bible	4-0	1st	10-0	
1920	D.X. Bible	5-1	3rd	6-1-1	
1921	D.X. Bible	3-0-2	1st	6-1-2	Dixie Classic
1922	D.X. Bible	2-2	T-3rd	5-4	
1923	D.X. Bible	0-3-1	8th	5-3-1	
1924	D.X. Bible	2-2-1	4th	7-2-1	
1925	D.X. Bible	4-1	1st	7-1-1	
1926	D.X. Bible	1-3-1	6th	5-3-1	
1927	D.X. Bible	4-0-1	1st	8-0-1	
1928	D.X. Bible	1-3-1	5th	5-4-1	
1929	Matty Bell	2-3	6th	5-4	
1930	Matty Bell	0-5	7th	2-7	
1931	Matty Bell	3-2	3rd	7-3	
1932	Matty Bell	1-2-2	4th	4-4-2	
1933	Matty Bell	2-2-1	4th	6-3-1	
1934	Homer Norton	1-4-1	6th	2-7-2	
1935	Homer Norton	1-5	7th	3-7	
1936	Homer Norton	3-2-1	T-3rd	8-3-1	
1937	Homer Norton	2-2-2	5th	5-2-2	
1938	Homer Norton	2-3-1	5th	4-4-1	
1939	Homer Norton	6-0	1st	11-0	Sugar
1940	Homer Norton	5-1	T-1st	9-1	Cotton
1941	Homer Norton	5-1	1st	9-2	Cotton
1942	Homer Norton	2-3-1	5th	4-5-1	
1943	Homer Norton	4-1	2nd	7-2-1	Orange
1944	Homer Norton	2-3	T-4th	7-4	
1945	Homer Norton	3-3	T-3rd	6-4	
1946	Homer Norton	3-3	4th	4-6	
1947	Homer Norton	1-4-1	T-5th	3-6-1	
1948	Harry Stiteler	0-5-1	7th	0-9-1	
1949	Harry Stiteler	0-5-1	7th	1-8-1	
1950	Harry Stiteler	3-3	T-3rd	7-4	Presidential Cup
1951	Raymond George	1-3-2	5th	5-3-2	
1952	Raymond George	1-4-1	6th	3-6-1	
1953	Raymond George	1-5	T-6th	4-5-1	
1954	Paul "Bear" Bryant	0-6	7th	1-9	
1955	Paul "Bear" Bryant	4-1-1	2nd	7-2-1	
1956	Paul "Bear" Bryant	6-0	1st	9-0-1	
1957	Paul "Bear" Bryant	4-2	3rd	8-3	Gator
1958	Jim Myers	2-4	T-5th	4-6	
1959	Jim Myers	0-6	7th	3-7	
1960	Jim Myers	0-4-3	7th	1-6-3	
1961	Jim Myers	3-4	4th	4-5-1	
1962	Hank Foldberg	3-4	T-4th	3-7	
1963	Hank Foldberg	1-5-1	8th	2-7-1	
1964	Hank Foldberg	1-6	7th	1-9	
1965	Gene Stallings	1-6	T-7th	3-7	
1966	Gene Stallings	4-3	4th	4-5-1	
1967	Gene Stallings	6-1	1st	7-4	Cotton
1968	Gene Stallings	2-5	T-6th	3-7	
1969	Gene Stallings	2-5	T-6th	3-7	
1970	Gene Stallings	0-7	8th	2-9	
1971	Gene Stallings	4-3	4th	5-6	
1972	Emory Bellard	2-5	T-7th	3-8	
1973	Emory Bellard	3-4	6th	5-6	
1974	Emory Bellard	5-2	T-2nd	8-3	
1975	Emory Bellard	6-1	T-1st	10-2	Liberty
1976	Emory Bellard	6-2	3rd	10-2	Sun
1977	Emory Bellard	6-2	3rd	8-4	Bluebonnet
1978	Emory Bellard, Tom Wilson	4-4	5th	8-4	Hall of Fame
1979	Tom Wilson	4-4	5th	6-5	
1980	Tom Wilson	3-5	6th	4-7	
1981	Tom Wilson	4-4	5th	7-5	Independence
1982	Jackie Sherrill	3-5	T-6th	5-6	

Year	Coach	SEC	SEC Finish	Overall	Bowls
1983	Jackie Sherrill	4-3-1	T-3rd	5-5-1	
1984	Jackie Sherrill	3-5	7th	6-5	
1985	Jackie Sherrill	7-1	1st	10-2	Cotton
1986	Jackie Sherrill	7-1	1st	9-3	Cotton
1987	Jackie Sherrill	6-1	1st	10-2	Cotton
1988	Jackie Sherrill	6-1	2nd	7-5	
1989	R.C. Slocum	6-2	T-2nd	8-4	Hancock
1990	R.C. Slocum	5-2-1	T-2nd	9-3-1	Holiday
1991	R.C. Slocum	8-0	1st	10-2	Cotton
1992	R.C. Slocum	7-0	1st	12-1	Cotton
1993	R.C. Slocum	7-0	1st	10-2	Cotton
1994	R.C. Slocum	6-0-1	ineligible	10-0-1	
1995	R.C. Slocum	5-2	T-2nd	9-3	Alamo
<b>BIG 12 CONFERENCE ERA (1996-2011)</b>					
1996	R.C. Slocum	4-4	3rd (s)	6-6	
1997	R.C. Slocum	6-2	1st (s)	9-4	Cotton
1998	R.C. Slocum	7-1	1st	11-3	Sugar
1999	R.C. Slocum	5-3	T-2nd (s)	8-4	Alamo
2000	R.C. Slocum	5-3	3rd (s)	7-5	Independence
2001	R.C. Slocum	4-4	T-3rd (s)	8-4	Galleryfurniture.com
2002	R.C. Slocum	3-5	5th (s)	6-6	
2003	Dennis Franchione	2-6	5th (s)	4-8	
2004	Dennis Franchione	5-3	3rd (s)	7-5	Cotton
2005	Dennis Franchione	3-5	4th (s)	5-6	
2006	Dennis Franchione	5-3	3rd (s)	9-4	Holiday
2007	Dennis Franchione	4-4	T-4th (s)	7-6	Alamo
2008	Mike Sherman	2-6	T-5th (s)	4-8	
2009	Mike Sherman	3-5	5th (s)	6-7	Independence
2010	Mike Sherman	6-2	T-1st (s)	9-4	Cotton
2011	Mike Sherman	4-5	T-6th	7-6	Texas
<b>SOUTHEASTERN CONFERENCE ERA (2012-Present)</b>					
2012	Kevin Sumlin	6-2	T2-W	11-2	Cotton
2013	Kevin Sumlin	4-4	4-W	9-4	Chick-fil-A
2014	Kevin Sumlin	3-5	6-W	8-5	Liberty
2015	Kevin Sumlin	4-4	T5th W	8-5	Music City
2016	Kevin Sumlin	4-4	4-W	8-5	Texas
2017	Kevin Sumlin	4-4	T4-W	7-6	Belk
2018	Jimbo Fisher	5-3	T2-W	9-4	TaxSlayer
2019	Jimbo Fisher	4-4	4-W	8-5	Texas
2020	Jimbo Fisher	8-1	2-W	9-1	Orange
2021	Jimbo Fisher	4-4	T3-W	8-4	Gator (COVID)
2022	Jimbo Fisher	5-7	T6th	2-6	

## BOWL RESULTS 20-22

Bowl	Opponent	Result	Date
Dixie Classic	Centre College	W 22-14	1-2-22
Sugar	Tulane	W 14-13	1-1-40
Cotton	Fordham	W 13-12	1-1-41
Cotton	Alabama	L 29-21	1-1-42
Orange	LSU	L 19-14	1-1-44
Presidential Cup	Georgia	W 40-20	12-8-50
Gator	Tennessee	L 3-0	12-27-57
Cotton	Alabama	W 20-16	1-1-68
Liberty	USC	L 20-0	12-22-75
Sun	Florida	W 37-14	1-2-77
Bluebonnet	USC	L 47-28	12-31-77
Hall of Fame	Iowa State	W 28-12	12-20-78
Independence	Oklahoma State	W 33-16	12-12-81
Cotton	Auburn	W 36-16	1-1-86
Cotton	Ohio State	L 28-12	1-1-87
Cotton	Notre Dame	W 35-10	1-1-88
Sun	Pittsburgh	L 31-28	12-30-89
Holiday	BYU	W 65-14	12-29-90
Cotton	Florida State	L 10-2	1-1-92
Cotton	Notre Dame	L 28-3	1-1-93
Cotton	Notre Dame	L 24-21	1-1-94
Alamo	Michigan	W 22-20	12-29-95
Cotton	UCLA	L 29-23	1-1-98
Sugar	Ohio State	L 24-14	1-1-99
Alamo	Penn State	L 24-0	12-28-99
Independence	Mississippi State	L 43-41 (OT)	12-31-00
Houston	TCU	W 28-9	12-28-01
Cotton	Tennessee	L 38-7	1-1-05
Holiday	California	L 45-10	12-28-06
Alamo	Penn State	L 24-17	12-29-07
Independence	Georgia	L 44-20	12-28-09
Cotton	LSU	L 41-24	1-7-11
Texas	Northwestern	W 33-22	12-31-11
Cotton	Oklahoma	W 41-13	1-4-13
Chick-fil-A	Duke	W 52-48	12-31-13
Liberty	West Virginia	W 45-37	12-29-14
Music City	Louisville	L 27-21	12-30-15
Texas	Kansas State	L 28-33	12-28-16
Belk	Wake Forest	L 52-55	12-29-17
TaxSlayer	N.C. State	W 52-13	12-31-18
Texas	Oklahoma State	W 24-21	12-27-19
Orange	North Carolina	W 41-27	1-2-21

# CLARK LEA



**DANIEL DIERMEIER**  
Chancellor  
(Munich, '83)



**DR. CANDICE LEE**  
Athletic Director  
(Vanderbilt, '00)



**CLARK LEA**  
Head Football Coach  
(Vanderbilt, '04)



**TRACEY GEORGE**  
Faculty Representative  
(SMU, '89)

**HOMETOWN:** Nashville, Tenn.

**ALMA MATER:** Vanderbilt (2004)

**PLAYING CAREER:** Lea started his college career as a baseball player at Birmingham-Southern. He helped lead the school to an NAIA championship in 2001 before transferring to Belmont for the 2002 campaign. After a year of baseball with the Bruins, Lea finished his college career as a fullback at Vanderbilt from 2002-04.

**COACHING EXPERIENCE:** In 2006, Lea began his coaching career as a graduate assistant at UCLA under head coach Karl Dorrell. Lea joined South Dakota State in 2007 as the linebackers coach under head coach John Stiegelmeier. Lea was given an additional role in 2008 as recruiting coordinator. He returned to UCLA as a graduate assistant under head coach Rick Neuheisel in 2009 before being promoted to linebackers coach in 2010. Lea's next stop was as the linebackers coach at Bowling Green under defensive coordinator Mike Elko and head coach Dave Clawson for the 2012 campaign. From 2013-15, Lea served as Syracuse's linebackers coach. In 2016, Lea was hired as the linebackers coach at Wake Forest, reuniting with Elko and Clawson. One season later, Lea followed Elko to Notre Dame to serve as the linebackers coach under head coach Brian Kelly. In January 2018, Lea was promoted to defensive coordinator. He served in that role until being named the 29th head football coach at Vanderbilt on Dec. 14, 2020.

**BORN:** Nov. 16, 1982

## COMMODORES 2023

<b>Aug. 26</b>	<b>HAWAII</b>
<b>Sept. 2</b>	<b>ALABAMA A&amp;M</b>
Sept. 9	at Wake Forest
Sept. 16	at UNLY
<b>Sept. 23</b>	<b>KENTUCKY*</b>
<b>Sept. 30</b>	<b>MISSOURI*</b>
Oct. 7	at Florida*
<b>Oct. 14</b>	<b>GEORGIA*</b>
Oct. 28	at Ole Miss*
<b>Nov. 4</b>	<b>AUBURN*</b>
Nov. 11	at South Carolina*
Nov. 25	at Tennessee

\*SEC Game

**BOLD** denotes home game

## ASSISTANT COACHES

**JUSTIN LUSTIG** (Bucknell '00) Associate Head Coach/  
Special Teams Coordinator/Tight Ends – 3rd year

**JOEY LYNCH** (Ball State '07) Offensive Coordinator/  
Quarterbacks – 3rd year

**NICK HOWELL** (Weber State '05) Defensive Coordinator –  
2nd year

**NICK LEZYNSKI** (Notre Dame '11) Defensive Run Game  
Coordinator/Linebackers – 2nd year

**AJ BLAZEK** (Iowa '02) Offensive Line – 2nd year

**JOVAN HAYE** (Vanderbilt '07) Defensive Line – 6th year

**DAN JACKSON** (Omaha '06) Defensive Backs – 2nd year

**ALEX BAILEY** (Youngstown State '07) Wide Receivers –  
2nd year

**LARRY BLACK** (Indiana '12) Defensive Line – 1st year

**JAYDEN EVERETT** (Indiana State '09) Running Backs – 1st  
year

## SUPPORT STAFF

**BRANDON HOURIGAN** – Head Strength Coach

**BEN CAUTHEN** – Chief of Staff

**BARTON SIMMONS** – General Manager

**EARL BENNETT** – Director of Player Development

**KAELENE CURRY** – Director of Mental Performance

**MOLLY HART** – Executive Assistant to the Head Coach/  
Internal Operations Coordinator

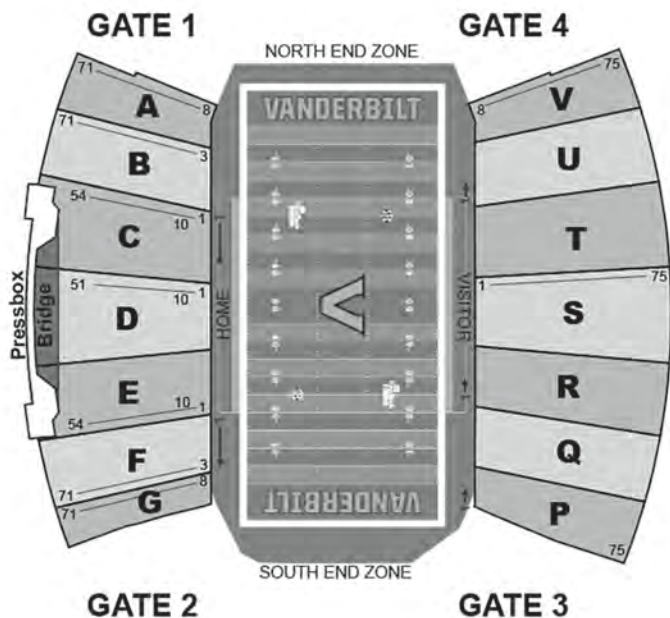
**BOB LOPEZ** – Director of Operations



# VANDERBILT UNIVERSITY



## 2023 FOOTBALL



## YEAR-BY-YEAR

Year	School	Conf.	Pct.	All	Pct.	Bowl
2021	Vanderbilt	0-8	.000	2-10	.137	—
2022	Vanderbilt	2-6	.333	5-7	.714	—
<b>Total</b>		<b>2-16</b>	<b>.111</b>	<b>7-17</b>	<b>.292</b>	<b>—</b>

### COMMODORES 2023 QUICK FACTS

**LOCATION:** Nashville, Tennessee  
**FOUNDED:** 1873  
**ENROLLMENT:** 7,057  
**NICKNAME:** Commodores  
**COLORS:** Black and Gold (PMS 871)  
**STADIUM:** FirstBank Stadium (TBD)  
**PLAYING SURFACE:** Shaw Sports Turf  
**FIRST GAME:** Sept. 12, 1981 – Vanderbilt 23, Maryland 17

**HOME RECORD:** 89-146-1 (.379)  
**ALL-TIME OVERALL RECORD:** 611-648-50 (.486)  
**2022 RECORD:** 2-6  
**2022 SEC RECORD/FINISH:** 5-7/7-E  
**SEC CHAMPIONSHIPS:** 0  
**BOWL:** N/A  
**BOWL APPEARANCES:** 9  
**BOWL RECORD:** 4-4-1 (.444)  
**LAST BOWL APPEARANCE:** Academy Sports+Outdoors Texas Bowl, Dec. 27, 2018

### 2022 RESULTS

**5-7 Overall • 2-6 SEC**  
**Home: 1-6    Away: 1-4    Neutral: 0-0    vs. Top 25: 0-3**

Aug. 27	at Hawaii	W, 63-10	9,346
Sept. 3	ELON	W, 42-31	20,120
Sept. 10	WAKE FOREST (23/21)	L, 25-45	24,431
Sept. 17	at Northern Illinois	W, 38-28	14,110
Sept. 24	at Alabama* (2/2)	L, 3-55	96,246
Oct. 8	OLE MISS* (9/9)	L, 28-52	31,567
Oct. 15	at Georgia (1/2)*	L, 0-55	92,746
Oct. 22	at Missouri*	L, 14-17	60,618
Nov. 5	SOUTH CAROLINA* (rv/rv)	L, 27-38	28,553
Nov. 12	at Kentucky* (rv/24)	W, 24-21	57,424
Nov. 19	FLORIDA (rv/rv)*	W, 31-24	30,136
Nov. 26	TENNESSEE* (9/11)	L, 0-56	40,350

\*SEC Game  
 [AP/Coaches] – Denotes team ranking at the time of the game;  
 (AP/Coaches) – Denotes opponent ranking at the time of the game

## 2023 ALPHABETICAL ROSTER

No.	Name	POS	HT	WT	CL	Hometown
11	Darren Agu	DE	6-6	242	So.	London, England
28	Sedrick Alexander	RB	5-9	199	Fr.	Austin, Texas
26	BJ Anderson	CB	6-1	195	Gr.	Andalusia, Ala.
50	Bradley Ashmore	OL	6-6	303	Sr.	Neptune Beach, Fla.
81	Hutch Baird	WR	6-1	197	Jr.	Concord, Ohio
84	Justin Ball	TE	6-6	247	Gr.	Glenn Dale, Md.
96	Brayden Bapst	DL	6-8	275	Gr.	Washington, D.C.
32	Ethan Barr	LB	6-3	245	Sr.	Flower Mound, Texas
59	Ty Bartholomew	ANCHOR	6-1	198	Fr.	Nashville, Tenn.
35	Deago Benson	RB	5-11	204	Fr.	Midlothian, Texas
30	Trudell Berry	CB	6-1	184	So.	Baytown, Texas
25	Dylan Betts-Pauley	RB	5-11	234	Jr.	Hoover, Ala.
97	Jacob Borcila	K	6-1	191	Gr.	Westerville, Ohio
49	Chris Boyle	TE	6-3	239	Gr.	Columbus, Ohio
56	Alex Brown	STAR	6-2	257	Gr.	San Antonio, Texas
29	Miles Capers	STAR	6-4	227	Jr.	Sumter, S.C.
17	Gamarion Carter	WR	6-2	190	Jr.	Toccoa, Ga.
58	Carson Casteel	LB	6-2	222	Jr.	Florence, Ala.
64	Delfin Xavier Castillo	OL	6-5	361	Jr.	Kissimmee, Fla.
73	Charlie Clark	OL	6-7	309	Jr.	Madison, Wisc.
15	Nate Clifton	DE	6-5	280	Gr.	La Vergne, Tenn.
22	Bryce Cowan	LB	6-4	225	So.	Tallahassee, Fla.
44	Ethan Crisp	ANCHOR	6-3	220	Fr.	Mount Juliet, Tenn.
35	Payne Daniel	S	5-11	170	Fr.	Nashville, Tenn.
46	Mustafa Dannett	CB	6-0	175	So.	New London, Conn.
9	Daevion Davis	DL	6-2	288	Gr.	Madison, Ala.
33	BJ Diakite	STAR	6-4	222	So.	Pinson, Ala.
7	Drew Dickey	QB	6-1	215	So.	Austin, Texas
0	Aeneas DiCosmo	STAR	6-3	247	Gr.	Montclair, N.J.
38	Will Faris	K	6-1	160	Jr.	Dallas, Texas
93	Gabe Fisher	FB	6-1	230	Fr.	Nashville, Tenn.
47	Isaiah Fontan	RB	5-7	190	So.	Hartford, Conn.
34	Quantaves Gaskins	CB	6-1	190	So.	Atlanta, Ga.
51	Daniel Gaw	STAR	6-2	230	Jr.	Nashville, Tenn.
38	Jalen Gilbert	S	6-0	181	Fr.	Round Rock, Texas
13	Chase Gillespie	RB	5-10	197	So.	Tallahassee, Fla.
90	Ted Gregoire	DL	6-3	311	Fr.	Jersey City, N.J.
55	Gunnar Hansen	OL	6-5	321	Jr.	Boca Raton, Fla.
72	Levi Harber	OL	6-4	283	So.	Montrose, Mich.
45	Matthew Hayball	P	6-1	187	Gr.	West Adelaide, Australia
39	Jackson Heis	WR	6-2	194	Fr.	Dallas, Texas
62	Julian Hernandez	OL	6-4	310	Gr.	Davie, Fla.
92	Evan Herrmann	STAR	6-6	200	Fr.	Sussex, Wis.
25	Martel Hight	CB	6-0	175	Fr.	Rome, Ga.
15	Richie Hoskins	WR	6-1	196	Jr.	Lake Forest, Ill.
27	John Howse IV	S	6-1	195	Jr.	Nashville, Tenn.
83	London Humphreys	WR	6-3	186	Fr.	Nashville, Tenn.
91	Christian James	DL	6-4	290	Gr.	Memphis, Tenn.
48	Kamrean Johnson	TE	6-5	221	Fr.	Theodore, Ala.
63	Jacob Katona	DL	6-5	264	Jr.	Birmingham, Ala.
33	Derek Kee	WR	6-4	190	Fr.	Milan, Tenn.
45	Dante Kelly	ANCHOR	6-3	201	Fr.	Itta Bena, Miss.
56	Jake Ketschek	OL	6-5	320	Jr.	Absecon, N.J.
20	Prince Kollie	LB	6-1	221	Jr.	Jonesborough, Tenn.
18	Logan Kyle	TE	6-3	224	Sr.	Cypress, Texas
99	Devin Lee	DL	6-2	290	Jr.	McDonough, Ga.
80	Wilson Long	WR	6-1	198	Sr.	Austin, Texas

No.	Name	POS	HT	WT	CL	Hometown
54	Bryan Longwell	LB	6-1	227	Fr.	Nashville, Tenn.
65	Jacob Lurie	K	5-9	175	Sr.	Blue Point, N.Y.
60	Duncan MacDonald	OL	6-5	295	So.	Newbury, Mass.
68	Barrett Maddox	OL	6-6	281	Fr.	Clinton, Tenn.
23	Jaylen Mahoney	S	5-11	200	Gr.	Rock Hill, S.C.
94	Bradley Mann	DL	6-6	281	So.	Jacksonville, Fla.
88	Ezra McAllister	WR	6-0	183	Jr.	Marshall, Mich.
6	Jayden McGowan	WR	5-8	181	So.	Laurens, S.C.
66	Anthony Miles	OL	6-5	318	Fr.	Birmingham, Ala.
76	Grayson Morgan	OL	6-5	280	So.	Nashville, Tenn.
18	Hayden Moses	QB	5-9	163	Jr.	Hollis, N.H.
89	Shawn Naim	WR	6-3	205	Gr.	Brecksville, Ohio
7	Leyton Nelson	OL	6-6	308	So.	Orlando, Fla.
46	AJ Newberry	RB	6-1	182	Fr.	Grand Prairie, Texas
5	Yılanan Ouattara	DL	6-7	305	So.	Cologne, Germany
86	Josh Palmer	TE	6-4	192	Fr.	Selma, Ala.
82	Duran Parish	WR	6-0	170	Fr.	Biloxi, Miss.
19	Kane Patterson	LB	6-1	221	Gr.	Nashville, Tenn.
10	Langston Patterson	LB	6-1	230	So.	Nashville, Tenn.
71	Gage Pitchford	OL	6-6	315	Jr.	Newnan, Ga.
43	Dominic Rezac	ANCHOR	6-1	190	So.	Omaha, Neb.
21	Savion Riley	S	6-2	202	So.	Acworth, Ga.
24	Nicholas Rinaldi	LB	6-3	232	So.	Dover, Mass.
8	Tyson Russell	CB	5-11	185	Jr.	Plantation, Fla.
37	Jailen Ruth	STAR	6-3	200	Fr.	Hawthorne, Fla.
75	Misael Sandoval	OL	6-6	337	Fr.	Chula Vista, Calif.
41	Steven Sannieniola	S	6-2	205	So.	Bowie, Md.
47	Wesley Schelling	LS	6-4	243	Sr.	Nashville, Tenn.
8	Ken Seals	QB	6-3	220	Sr.	Azle, Texas
7	Marlen Sewell	S	6-1	193	Jr.	Birmingham, Ala.
14	Will Sheppard	WR	6-3	198	Sr.	Mandeville, La.
85	Junior Sherrill	WR	5-11	172	Fr.	Nashville, Tenn.
70	David Siegel	OL	6-6	293	So.	New Canaan, Conn.
3	Quincy Skinner Jr.	WR	6-2	205	Jr.	Pompano Beach, Fla.
4	Patrick Smith	RB	5-9	189	Jr.	Atlantic City, N.J.
16	Cole Spence	TE	6-7	243	So.	Roswell, Ga.
31	Michael Spencer	DL	6-4	323	Sr.	Union, Ky.
69	Cooper Starks	OL	6-5	329	Fr.	Girard, Ill.
12	Brennan Storer	QB	5-11	198	Fr.	Dallas, Texas
5	AJ Swann	QB	6-3	228	So.	White, Ga.
88	Brock Taylor	K	6-1	156	Fr.	Knoxville, Tenn.
1	CJ Taylor	ANCHOR	6-1	201	Jr.	McMinnville, Tenn.
2	Walter Taylor	QB	6-7	235	So.	Jackson, Ala.
98	De'Marion Thomas	DL	6-2	321	Fr.	Tulsa, Okla.
42	Errington Truesdell	LB	6-0	230	Jr.	Duluth, Ga.
12	Jeffrey Ugochukwu	ANCHOR	6-1	205	So.	Richmond, Texas
77	Junior Uzebu	OL	6-6	330	Gr.	Atlanta, Ga.
87	Daveon Walker	WR	6-2	180	So.	Warner Robins, Ga.
79	Conor Weasler	P	6-0	181	Fr.	Kentfield, Calif.
61	Trent Weaver	OL	6-3	320	Sr.	St. Louis, Mo.
78	Keegan Wechsler	OL	6-2	267	Fr.	Frisco, Texas
31	Landon Wells	WR	5-10	180	So.	Brentwood, Tenn.
52	Kevo Wesley	OL	6-4	317	Sr.	Chicago, Ill.
39	Jameson Wharton	CB	6-1	170	So.	Hendersonville, Tenn.
36	Alan Wright	CB	6-0	185	Jr.	Fayetteville, Ga.
2	De'Rickey Wright	S	6-4	217	Sr.	Gadsden, Ala.
95	Linus Zunk	DE	6-6	263	So.	Berlin, Germany

# YEAR-BY-YEAR RECORDS

Year	Coach	SEC	SEC Finish	Overall	Bowls
1890	Elliott H. Jones			1-0	
1891	Elliott H. Jones			3-1	
1892	Elliott H. Jones			4-4	
1893	W.J. Keller			6-1	
1894	Henry Thornton			7-1	
1895	C.L. Upton			5-3-1	
1896	R.G. Acton			3-2-2	
1897	R.G. Acton			6-0-1	
1898	R.G. Acton			1-5	
1899	J.L. Crane			7-2	
1900	J.L. Crane			4-4-1	
1901	W.H. Watkins			6-1-1	
1902	W.H. Watkins			8-1	
1903	J.H. Henry			6-1-1	
1904	Dan McGugin			9-0	
1905	Dan McGugin			7-1	
1906	Dan McGugin			8-1	
1907	Dan McGugin			5-1-1	
1908	Dan McGugin			7-2-1	
1909	Dan McGugin			7-3	
1910	Dan McGugin			8-0-1	
1911	Dan McGugin			8-1	
1912	Dan McGugin			8-1-1	
1913	Dan McGugin			5-3	
1914	Dan McGugin			2-6	
1915	Dan McGugin			9-1	
1916	Dan McGugin			7-1-1	
1917	Dan McGugin			5-3	
1918	Ray Morrison (acting)			4-2	
1919	Dan McGugin			5-1-2	
1920	Dan McGugin			5-3-1	
1921	Dan McGugin			7-0-1	
1922	Dan McGugin			8-0-1	
1923	Dan McGugin			5-2-1	
1924	Dan McGugin			6-3-1	
1925	Dan McGugin			6-3	
1926	Dan McGugin			8-1	
1927	Dan McGugin			8-1-2	
1928	Dan McGugin			8-2	
1929	Dan McGugin			7-2	
1930	Dan McGugin			8-2	
1931	Dan McGugin			5-4	
1932	Dan McGugin			6-1-2	
1933	Dan McGugin	2-2-2	6t	4-3-3	-
1934	Dan McGugin	4-3	6	6-3	-
1935	Ray Morrison	5-1	2	7-3	-
1936	Ray Morrison	1-3-1	9	3-5-1	-
1937	Ray Morrison	4-2	4	7-2	-
1938	Ray Morrison	4-3	6	6-3	-
1939	Ray Morrison	1-6	11	2-7-1	-
1940	Red Sanders	1-5-1	11	3-6-1	-
1941	Red Sanders	3-2	6	8-2	-
1942	Red Sanders	2-4	8	6-4	-
1943	Herc Alley	0-0	-	5-0	-
1944	Doby Bartling	0-0	-	3-0-1	-
1945	Doby Bartling	2-4	9	3-6	-
1946	Red Sanders	3-4	7	5-4	-
1947	Red Sanders	3-3	4t	6-4	-
1948	Red Sanders	4-2-1	4	8-2-1	-
1949	Bill Edwards	4-4	7	5-5	-
1950	Bill Edwards	3-4	7t	7-4	-
1951	Bill Edwards	3-5	7	6-5	-
1952	Bill Edwards	1-4-1	11	3-5-2	-
1953	Art Guepe	1-5	10t	3-7	-
1954	Art Guepe	1-5	11t	2-7	-
1955	Art Guepe	4-3	5	8-3	Gator
1956	Art Guepe	2-5	8t	5-5	-
1957	Art Guepe	3-3-1	6t	5-3-2	-
1958	Art Guepe	2-1-3	4	5-2-3	-
1959	Art Guepe	3-2-2	5t	5-3-2	-
1960	Art Guepe	0-7	12	3-7	-
1961	Art Guepe	1-6	12	2-8	-
1962	Art Guepe	1-6	11	1-9	-

Year	Coach	SEC	SEC Finish	Overall	Bowls
1963	Jack Green	0-5-2	10	1-7-2	-
1964	Jack Green	1-4-1	9	3-6-1	-
1965	Jack Green	1-5	9t	2-7-1	-
1966	Jack Green	0-6	9t	1-9	-
1967	Bill Pace	0-6	9t	2-7-1	-
1968	Bill Pace	2-3-1	8	5-4-1	-
1969	Bill Pace	2-3	7	4-6	-
1970	Bill Pace	1-5	9	4-7	-
1971	Bill Pace	1-5	7	4-6	-
1972	Bill Pace	0-6	10	3-8	-
1973	Steve Sloan	1-5	10	5-6	-
1974	Steve Sloan	2-3-1	7t	7-3-2	Peach
1975	Fred Pancoast	2-4	6t	7-4	-
1976	Fred Pancoast	0-6	9t	2-9	-
1977	Fred Pancoast	0-6	9t	2-9	-
1978	Fred Pancoast	0-6	10	2-9	-
1979	George MacIntyre	0-6	9t	1-10	-
1980	George MacIntyre	0-6	9t	2-9	-
1981	George MacIntyre	1-5	10	4-7	-
1982	George MacIntyre	4-2	3t	8-4	Hall of Fame
1983	George MacIntyre	0-6	9t	2-9	-
1984	George MacIntyre	2-4	7t	5-6	-
1985	George MacIntyre	1-4-1	7	3-7-1	-
1986	Watson Brown	0-6	10	1-10	-
1987	Watson Brown	1-5	7t	4-7	-
1988	Watson Brown	2-5	8t	3-8	-
1989	Watson Brown	0-7	10	1-10	-
1990	Watson Brown	1-6	8t	1-10	-
1991	Gerry DiNardo	3-4	6t	5-6	-
1992	Gerry DiNardo	2-6	T5-E	4-7	-
1993	Gerry DiNardo	#2-6	6-E	#5-6	-
1994	Gerry DiNardo	2-6	5-E	5-6	-
1995	Rod Dowhower	1-7	6-E	2-9	-
1996	Rod Dowhower	0-8	6-E	2-9	-
1997	Woody Widenhofer	0-8	6-E	3-8	-
1998	Woody Widenhofer	1-7	5-E	2-9	-
1999	Woody Widenhofer	2-6	5-E	5-6	-
2000	Woody Widenhofer	1-7	5-E	3-8	-
2001	Woody Widenhofer	0-8	6-E	2-9	-
2002	Bobby Johnson	0-8	6-E	2-10	-
2003	Bobby Johnson	1-7	T5-E	2-10	-
2004	Bobby Johnson	1-7	T5-E	2-9	-
2005	Bobby Johnson	3-5	T4-E	5-6	-
2006	Bobby Johnson	1-7	6-E	4-8	-
2007	Bobby Johnson	2-6	6-E	5-7	-
2008	Bobby Johnson	4-4	T3-E	7-6	Music City
2009	Bobby Johnson	0-8	6-E	2-10	-
2010	Robbie Caldwell	1-7	6-E	2-10	-
2011	James Franklin	2-6	T4-E	6-7	Liberty
2012	James Franklin	5-3	4-E	9-4	Music City
2013	James Franklin	4-4	4-E	9-4	Compass
2014	Derek Mason	0-8	7-E	3-9	-
2015	Derek Mason	2-6	4-E	4-8	-
2016	Derek Mason	3-5	T5-E	6-7	Independence
2017	Derek Mason	1-7	6-E	5-7	-
2018	Derek Mason	3-5	6-E	6-7	Texas
2019	Derek Mason	1-7	7-E	3-9	-
2020	Derek Mason/Todd Fitch	0-9	7-E	0-9	-
2021	Clark Lea	0-8	7-E	2-10	-
2022	Clark Lea	2-6	7-E	5-7	-

# Includes game forfeited to Vanderbilt

## BOWL RESULTS 4-4-1

Bowl	Opponent	Result	Date
Gator	Auburn	W 25-13	12-31-55
Peach	Texas Tech	T 6-6	12-28-74
Hall of Fame	Air Force	L 28-36	12-31-82
Music City	Boston College	W 16-14	12-31-08
Liberty	Cincinnati	L 24-31	12-31-11
Music City	N.C. State	W 38-24	12-31-12
Compass	Houston	W 41-24	1-4-14
Independence	N.C. State	L 17-41	12-26-16
Texas	Baylor	L 38-45	12-27-18



# 2022 IN REVIEW

## 2022 FINAL SEC STANDINGS

### EASTERN DIVISION

	SEC	Pct.	PF	PA	Overall	Pct.	PF	PA	Home	Away	Neutral	vs. Div.	Top 10	Top 25	Streak
#Georgia	8-0	1.000	301	97	15-0	1.000	616	214	6-0	4-0	4-0	6-0	5-0	3-0	W15
Tennessee	6-2	.750	347	215	11-2	.846	599	296	7-0	3-2	1-0	4-2	6-1	2-1	W2
South Carolina	4-4	.500	208	256	8-5	.615	418	375	5-2	3-2	0-1	3-3	3-3	2-1	L1
Kentucky	3-5	.375	140	180	7-6	.538	265	250	5-3	2-2	0-1	2-4	3-3	0-2	L1
Florida	3-5	.375	231	229	6-7	.462	384	375	5-2	1-3	0-2	2-4	1-5	1-1	L3
Missouri	3-5	.375	163	205	6-7	.462	323	327	5-2	1-4	0-1	2-4	1-3	0-2	L1
Vanderbilt	2-6	.250	127	318	5-7	.417	295	432	2-4	3-3	0-0	2-4	1-5	0-4	L1

### WESTERN DIVISION

	SEC	Pct.	PF	PA	Overall	Pct.	PF	PA	Home	Away	Neutral	vs. Div.	Top 10	Top 25	Streak
^LSU	6-2	.750	223	207	10-4	.714	483	315	6-1	3-1	1-2	5-1	2-2	2-2	W1
*Alabama	6-2	.750	317	190	11-2	.846	534	236	7-0	3-2	1-0	5-1	5-2	2-2	W4
Mississippi State	4-4	.500	203	229	9-4	.692	411	300	6-1	2-3	1-0	4-2	3-3	0-2	W3
Ole Miss	4-4	.500	246	250	8-5	.615	435	332	5-2	3-2	0-1	2-4	1-1	1-1	L4
Arkansas	3-5	.375	228	238	7-6	.538	423	398	4-3	2-2	1-1	2-4	2-5	0-2	W1
Auburn	2-6	.250	178	264	5-7	.417	297	354	5-3	0-4	0-0	1-5	0-4	0-3	L1
Texas A&M	2-6	.250	191	225	5-7	.417	273	254	4-3	0-4	1-0	2-4	3-2	2-1	W2

^ - Western Division Representative; \* - Western Division Co-Champion

NOTES: The SEC has won four consecutive national championships (by three different schools), five out of the last six and 13 since 2006.

vs. Top 25 - Record vs. teams in Top 25 (AP, USA Today) when game was played; Teams listed in alphabetical order unless tie-breaker applicable

## SEC CLAIMS 13TH NATIONAL CHAMPIONSHIP SINCE 2006

• Sixteen times in the last 17 seasons, a team from the SEC has advanced to the national championship game. The SEC has won 13 of those contests, with two of the losses coming in the game's final seconds. The winner of the SEC Championship Game has advanced to the National Championship Game all but once since 2006.

• The SEC has now won four consecutive CFP National Championships, by three different programs (LSU, Alabama, Georgia).

• Not counting games versus each other, the SEC is 14-3 all-time in College Football Playoff games, playing in eight of the nine CFP Championship Games (winning six of those eight). The SEC is 10-1 in CFP Semifinals, including 10 consecutive semifinal wins.

• Since 2006, the SEC has posted a 33-15 (.688) record in BCS/CFP games, more wins, appearances, and winning percentage than any other A5 conference.

• The Southeastern Conference led the nation yet again in 2022 with 369 former players on opening weekend 53-man active rosters, including injured reserve.

• A total of 22 former SEC players were on active rosters of Super Bowl LVI between the Kansas City Chiefs and the Philadelphia Eagles.

• The SEC is 109-67 (.619) in bowl games since 2006, the only FBS league with a .600 or better winning percentage and 30 wins more than the next closest conference.

• The SEC has now won 60 games in the last nine postseasons and has sent no less than eight teams to post-season bowls in each of the last 16 seasons.

• In the nine seasons of the College Football Playoff era, only seven programs nationally have been ranked No. 1 in the weekly CFP Top-25 Poll (which begins in late October each year) – five of those seven programs (Alabama, Georgia, LSU, Mississippi State, Tennessee) are from the SEC. No team outside the SEC has been ranked No. 1 in the weekly CFP Poll since 2019, while four schools from the SEC have been ranked No. 1 during that time.

• Ten different SEC teams, including all seven from the SEC Western Division, have made BCS/New Year's Six bowl game appearances since 2006: Alabama, Arkansas, Auburn, Florida, Georgia, LSU, Ole Miss, Mississippi State, Tennessee and Texas A&M. Since the formation of the College Football Playoff in 2014, six of the seven schools in the Western Division have advanced to a New Year's Six bowl.

• With Georgia and Alabama both earning victories in the CFP Semifinals in both 2021 and 2017, the national championship game has featured two SEC teams twice in the last six years and three times since the 2011 season.

• The SEC Championship has been the most watched conference championship nationally for 14 of the past 15 seasons, including 12 in a row from 2008-2019. The only year it was not #1 was 2020 when the SEC did not have a traditional schedule due to the pandemic. The 2022 SEC Championship Game was seen by nearly 11 million viewers.

• Fourteen of the most 25 viewed college football games in 2022 involved teams from the SEC, including three of the top four and four of the top six.

## 2022 SEC TEAM STATISTICS

SCORING OFFENSE . . . . .	G	TD	FG	XPT	2XP	DXP	Saf	Pts	Avg
Tennessee . . . . .	13	79	16	75	1	0	0	599	46.08
Alabama . . . . .	13	67	22	64	1	0	0	534	41.08
Georgia . . . . .	15	76	27	73	2	0	1	616	41.07
LSU . . . . .	14	65	10	59	1	0	1	483	34.5
Ole Miss . . . . .	13	56	15	50	1	0	1	435	33.46
Arkansas . . . . .	13	54	13	50	3	0	2	423	32.54
South Carolina . . . . .	13	55	11	45	5	0	0	418	32.15
Mississippi St. . . . .	13	55	12	45	0	0	0	411	31.62
Florida . . . . .	13	49	14	42	2	0	1	384	29.54
Missouri . . . . .	13	37	22	33	1	0	0	323	24.85
Auburn . . . . .	12	35	18	31	1	0	0	297	24.75
Vanderbilt . . . . .	12	39	7	36	2	0	0	295	24.58
Texas A&M . . . . .	12	33	14	31	1	0	0	273	22.75
Kentucky . . . . .	13	32	16	25	0	0	0	265	20.38

RUSHING OFFENSE . . . . .	G	Att	Yds	Avg/A	Long	TD	Avg/G
Ole Miss . . . . .	13	614	3336	5.43	61	33	256.62
Arkansas . . . . .	13	605	3077	5.09	76	27	236.69
Auburn . . . . .	12	487	2470	5.07	50	25	205.83
Georgia . . . . .	15	557	3080	5.53	75	44	205.33
Florida . . . . .	13	472	2603	5.51	85	29	200.23
Tennessee . . . . .	13	523	2593	4.96	83	40	199.46
Alabama . . . . .	13	458	2542	5.55	81	26	195.54
LSU . . . . .	14	517	2574	4.98	50	39	183.86
Vanderbilt . . . . .	12	445	1919	4.31	87	13	159.92
Missouri . . . . .	13	491	2031	4.14	63	20	156.23
Texas A&M . . . . .	12	366	1698	4.64	65	12	141.5
South Carolina . . . . .	13	411	1545	3.76	52	27	118.85
Kentucky . . . . .	13	464	1511	3.26	72	9	116.23
Mississippi St. . . . .	13	295	1062	3.6	40	12	81.69

SCORING DEFENSE . . . . .	G	TD	FG	XPT	2XP	DXP	Saf	Pts	Avg/G
Georgia . . . . .	15	23	19	19	0	0	0	214	14.27
Alabama . . . . .	13	27	16	22	2	0	0	236	18.15
Kentucky . . . . .	13	29	15	23	2	0	2	250	19.23
Texas A&M . . . . .	12	31	13	29	0	0	0	254	21.17
LSU . . . . .	14	38	17	34	1	0	0	315	22.5
Tennessee . . . . .	13	37	13	31	2	0	0	296	22.77
Mississippi St. . . . .	13	36	17	31	1	0	0	300	23.08
Missouri . . . . .	13	41	14	39	0	0	0	327	25.15
Ole Miss . . . . .	13	41	16	36	1	0	0	332	25.54
South Carolina . . . . .	13	48	12	45	1	0	2	375	28.85
Florida . . . . .	13	48	14	43	1	0	0	375	28.85
Auburn . . . . .	12	45	14	42	0	0	0	354	29.5
Arkansas . . . . .	13	51	15	37	5	0	0	398	30.62
Vanderbilt . . . . .	12	56	15	51	0	0	0	432	36

RUSHING DEFENSE . . . . .	G	Att	Yards	Avg/A	Long	TD	Avg/G
Georgia . . . . .	15	401	1156	2.88	63	7	77.07
Tennessee . . . . .	13	459	1505	3.28	76	15	115.77
Missouri . . . . .	13	447	1632	3.65	42	19	125.54
Alabama . . . . .	13	466	1695	3.64	88	15	130.38
Mississippi St. . . . .	13	448	1758	3.92	70	20	135.23
Kentucky . . . . .	13	433	1828	4.22	59	16	140.62
LSU . . . . .	14	507	2077	4.1	81	18	148.36
Ole Miss . . . . .	13	516	2184	4.23	68	18	168
Arkansas . . . . .	13	487	2216	4.55	77	26	170.46
Vanderbilt . . . . .	12	397	2050	5.16	83	25	170.83
Auburn . . . . .	12	447	2072	4.64	76	28	172.67
Florida . . . . .	13	507	2278	4.49	65	29	175.23
South Carolina . . . . .	13	522	2574	4.93	85	23	198
Texas A&M . . . . .	12	520	2506	4.82	61	13	208.83

PASS OFFENSE . . . . .	G	Comp	Att	Int.	Pct.	Yds	Avg	TD	Yds/G
Tennessee . . . . .	13	290	422	3	68.72	4239	10.05	38	326.08
Mississippi St. . . . .	13	428	634	9	67.51	4046	6.38	36	311.23
Georgia . . . . .	15	336	492	7	68.29	4437	9.02	31	295.80
Alabama . . . . .	13	280	438	8	63.93	3660	8.36	37	281.54
LSU . . . . .	14	322	480	7	67.08	3770	7.85	23	269.29
South Carolina . . . . .	13	281	421	14	66.75	3380	8.03	23	260.00
Ole Miss . . . . .	13	239	387	12	61.76	3117	8.05	22	239.77
Arkansas . . . . .	13	231	357	7	64.71	3051	8.55	26	234.69
Florida . . . . .	13	199	366	9	54.37	2910	7.95	18	223.85
Texas A&M . . . . .	12	220	391	6	56.27	2633	6.73	18	219.42
Missouri . . . . .	13	250	395	9	63.29	2778	7.03	14	213.69
Kentucky . . . . .	13	224	349	13	64.18	2710	7.77	21	208.46
Vanderbilt . . . . .	12	200	346	6	57.80	2248	6.50	22	187.33
Auburn . . . . .	12	159	308	12	51.62	2072	6.73	9	172.67

TOTAL OFFENSE . . . . .	G	Rush	Pass	Plays	Yards	Avg/P	TD	Yds/G
Tennessee . . . . .	13	2593	4239	945	6832	7.23	78	525.54
Georgia . . . . .	15	3080	4437	1049	7517	7.17	75	501.13
Ole Miss . . . . .	13	3336	3117	1001	6453	6.45	55	496.38
Alabama . . . . .	13	2542	3660	896	6202	6.92	63	477.08
Arkansas . . . . .	13	3077	3051	962	6128	6.37	53	471.38
LSU . . . . .	14	2574	3770	997	6344	6.36	62	453.14
Florida . . . . .	13	2603	2910	838	5513	6.58	47	424.08
Mississippi St. . . . .	13	1062	4046	929	5108	5.5	48	392.92
South Carolina . . . . .	13	1545	3380	832	4925	5.92	50	378.85
Auburn . . . . .	12	2470	2072	795	4542	5.71	34	378.5
Missouri . . . . .	13	2031	2778	886	4809	5.43	34	369.92
Texas A&M . . . . .	12	1698	2633	757	4331	5.72	30	360.92
Vanderbilt . . . . .	12	1919	2248	791	4167	5.27	35	347.25
Kentucky . . . . .	13	1511	2710	813	4221	5.19	30	324.69

PASS DEFENSE . . . . .	G	Comp	Att	Int.	Pct.	Yds	Avg	TD	Yds/G
Texas A&M . . . . .	12	184	327	4	56.27	1874	5.73	15	156.17
Kentucky . . . . .	13	206	347	10	59.37	2220	6.40	10	170.77
Alabama . . . . .	13	238	434	7	54.84	2442	5.63	12	187.85
LSU . . . . .	14	236	423	9	55.79	2887	6.83	17	206.21
South Carolina . . . . .	13	217	404	15	53.71	2687	6.65	24	206.69
Mississippi St. . . . .	13	253	423	14	59.81	2734	6.46	15	210.31
Missouri . . . . .	13	235	393	11	59.80	2799	7.12	18	215.31
Georgia . . . . .	15	294	511	12	57.53	3296	6.45	15	219.73
Ole Miss . . . . .	13	274	431	8	63.57	2858	6.63	22	219.85
Auburn . . . . .	12	238	412	6	57.77	2671	6.48	15	222.58
Florida . . . . .	13	240	396	9	60.61	3065	7.74	17	235.77
Tennessee . . . . .	13	333	532	11	62.59	3764	7.08	21	289.54
Vanderbilt . . . . .	12	257	399	6	64.41	3486	8.74	29	290.50
Arkansas . . . . .	13	275	449	9	61.25	3831	8.53	24	294.69

TOTAL DEFENSE . . . . .	G	Rush	Pass	Plys	Yards	Avg	TD	Yds/G
Georgia . . . . .	15	1156	3296	912	4452	4.88	22	296.8
Kentucky . . . . .	13	1828	2220	780	4048	5.19	26	311.38
Alabama . . . . .	13	1695	2442	900	4137	4.6	27	318.23
Missouri . . . . .	13	1632	2799	840	4431	5.28	37	340.85
Mississippi St. . . . .	13	1758	2734	871	4492	5.16	35	345.54
LSU . . . . .	14	2077	2887	930	4964	5.34	35	354.57
Texas A&M . . . . .	12	2506	1874	847	4380	5.17	28	365
Ole Miss . . . . .	13	2184	2858	947	5042	5.32	40	387.85
Auburn . . . . .	12	2072	2671	859	4743	5.52	43	395.25
South Carolina . . . . .	13	2574	2687	926	5261	5.68	47	404.69
Tennessee . . . . .	13	1505	3764	991	5269	5.32	36	405.31
Florida . . . . .	13	2278	3065	903	5343	5.92	46	411
Vanderbilt . . . . .	12	2050	3486	796	5536	6.95	54	461.33
Arkansas . . . . .	13	2216	3831	936	6047	6.46	50	465.15

KICK RETURNS . . . . .	G	No.	Yds	TD	Long	Avg.
Mississippi St. . . . .	13	29	807	1	92	27.83
Kentucky . . . . .	13	27	506	1	100	18.74
Florida . . . . .	13	27	586	0	48	21.70
Ole Miss . . . . .	13	25	447	0	38	17.88
Vanderbilt . . . . .	12	24	511	0	42	21.29
Texas A&M . . . . .	12	23	510	1	95	22.17
South Carolina . . . . .	13	23	578	1	100	25.13
Auburn . . . . .	12	23	396	0	31	17.22
Georgia . . . . .	15	22	437	0	36	19.86
Alabama . . . . .	13	21	372	0	57	17.71
Tennessee . . . . .	13	17	338	0	34	19.88
LSU . . . . .	14	17	337	0	33	19.82
Missouri . . . . .	13	14	228	0	27	16.29
Arkansas . . . . .	13	9	161	0	34	17.89

PUNT RETURN AVG. . . . .	G	No	Yards	TD	Long	Avg.
Alabama . . . . .	13	26	435	2	68	16.73
South Carolina . . . . .	13	14	232	2	37	16.57
Tennessee . . . . .	13	20	331	1	73	16.55
Georgia . . . . .	15	21	265	0	39	12.62
Missouri . . . . .	13	13	147	1	78	11.31
Mississippi St. . . . .	13	21	213	1	63	10.14
Arkansas . . . . .	13	16	152	1	82	9.5
Auburn . . . . .	12	20	170	0	22	8.5
Florida . . . . .	13	16	130	0	48	8.13
Ole Miss . . . . .	13	16	111	0	22	6.94
Texas A&M . . . . .	12	22	121	0	20	5.5
Kentucky . . . . .	13	23	114	0	26	4.96
Vanderbilt . . . . .	1					



# 2022 IN REVIEW

PUNTING..... G	No.	Yards	Avg/P	Ret.	Avg/R	TB	Net/P
South Carolina	13	58	2675	46.12	92	4.60	5 42.81
Missouri	13	64	2665	41.64	204	15.69	4 37.20
Texas A&M	12	62	2588	41.74	58	4.46	1 40.48
Vanderbilt	12	56	2550	45.54	379	15.16	2 38.05
Arkansas	13	63	2497	39.63	144	14.40	3 36.40
Auburn	12	55	2413	43.87	41	4.10	2 42.40
LSU	14	49	2181	44.51	186	10.94	4 39.08
Mississippi St.	13	53	2132	40.23	117	7.31	3 36.89
Kentucky	13	53	2128	40.15	150	13.64	1 36.94
Alabama	13	43	1773	41.23	67	6.09	2 38.74
Ole Miss	13	41	1727	42.12	71	6.45	2 39.41
Florida	13	36	1678	46.61	96	8.00	1 43.39
Georgia	15	36	1620	45.00	110	18.33	1 41.39
Tennessee	13	39	1486	38.10	5	2.50	1 37.46

PASS EFFICIENCY..... G	Comp-Att-Int	Pct	Yds	Avg/G	TD	Effic
Tennessee	13 290 - 422 - 3	68.72	4239	326.08	38	181.39
Georgia	15 336 - 492 - 7	68.29	4437	295.80	31	161.99
Alabama	13 280 - 438 - 8	63.93	3660	281.54	37	158.34
Arkansas	13 231 - 357 - 7	64.71	3051	234.69	26	156.61
LSU	14 322 - 480 - 7	67.08	3770	269.29	23	145.95
South Carolina	13 281 - 421 - 14	66.75	3380	260.00	23	145.56
Ole Miss	13 239 - 387 - 12	61.76	3117	239.77	22	141.97
Kentucky	13 224 - 349 - 13	64.18	2710	208.46	21	141.82
Mississippi St.	13 428 - 634 - 9	67.51	4046	311.23	36	137.01
Florida	13 199 - 366 - 9	54.37	2910	223.85	18	132.47
Vanderbilt	12 200 - 346 - 6	57.80	2248	187.33	22	129.89
Missouri	13 250 - 395 - 9	63.29	2778	213.69	14	129.51
Texas A&M	12 220 - 391 - 6	56.27	2633	219.42	18	124.95
Auburn	12 159 - 308 - 12	51.62	2072	172.67	9	109.98

TURNOVER MARGIN..... G	Gained			Lost			Mar	Per/G
	Fum	Int	Tot	Fum	Int	Tot		
Tennessee	8	3	11	11	11	22	11	0.85
Florida	5	9	14	15	9	24	10	0.77
Mississippi St.	10	9	19	9	14	23	4	0.31
LSU	12	7	19	11	9	20	1	0.07
Georgia	11	7	18	7	12	19	1	0.07
Arkansas	13	11	7	18	9	9	18	0 0.00
Alabama	9	8	17	10	7	17	0	0.00
Vanderbilt	12	6	18	11	6	17	-1	-0.08
Texas A&M	12	11	6	17	12	4	16	-1 -0.08
Ole Miss	13	9	12	21	12	8	20	-1 -0.08
Kentucky	13	6	13	19	7	10	17	-2 -0.15
Missouri	13	12	9	21	7	11	18	-3 -0.23
South Carolina	13	13	14	27	8	15	23	-4 -0.31
Auburn	12	12	12	24	7	6	13	-11 -0.92

PASS DEF EFFICIENCY..... G	Comp-Att-Int.	Pct.	Yds	Avg/G	TD	Effic
Alabama	13238 - 434 - 754.84	2442	187.85	12108.00		
Georgia	15294 - 511 - 1257.53	3296	219.73	15116.71		
Kentucky	13206 - 347 - 1059.37	2220	170.77	10116.85		
Texas A&M	12184 - 327 - 456.27	1874	156.17	15117.10		
Mississippi St.	13253 - 423 - 1459.81	2734	210.31	15119.19		
Auburn	12238 - 412 - 657.77	2671	222.58	15121.33		
South Carolina	13217 - 404 - 1553.71	2687	206.69	24121.76		
LSU	14236 - 423 - 955.79	2887	206.21	17122.13		
Missouri	13235 - 393 - 1159.80	2799	215.31	18129.14		
Tennessee	13333 - 532 - 1162.59	3764	289.54	21130.92		
Ole Miss	13274 - 431 - 863.57	2858	219.85	22132.41		
Florida	13240 - 396 - 960.61	3065	235.77	17135.24		
Arkansas	13275 - 449 - 961.25	3831	294.69	24146.55		
Vanderbilt	12257 - 399 - 664.41	3486	290.50	29158.78		

FIRST DOWNS..... G	Rush	Pass	Pen	Total	Avg/G
Georgia	15 149	206	20	375	25
LSU	14 139	177	31	347	24.79
Tennessee	13 134	155	41	330	25.38
Ole Miss	13 176	127	25	328	25.23
Arkansas	13 167	126	18	311	23.92
Alabama	13 121	164	25	310	23.85
Mississippi St.	13 70	198	28	296	22.77
Florida	13 113	129	18	260	20
South Carolina	13 95	126	26	247	19
Missouri	13 102	122	18	242	18.62
Texas A&M	12 94	110	30	234	19.5
Kentucky	13 90	116	23	229	17.62
Auburn	12 120	88	9	217	18.08
Vanderbilt	12 94	93	23	210	17.5

3RD-DN CONVERSIONS..... G	Conv	Att	Pct
Georgia	15 93	182	51.1
LSU	14 87	179	48.6
Ole Miss	13 88	187	47.06
Arkansas	13 89	194	45.88
Alabama	13 74	162	45.68
Tennessee	13 69	166	41.57
Florida	13 68	168	40.48
Missouri	13 76	193	39.38
Mississippi St.	13 69	176	39.2
South Carolina	13 62	160	38.75
Vanderbilt	12 63	171	36.84
Auburn	12 64	178	35.96
Texas A&M	12 55	153	35.95
Kentucky	13 58	170	34.12

OPPONENT 1ST DOWNS..... G	Rush	Pass	Pen	Total	Avg/G
Kentucky	13 86	98	13	197	15.15
Georgia	15 67	141	24	232	15.47
Mississippi St.	13 97	110	33	240	18.46
Alabama	13 93	114	34	241	18.54
Missouri	13 98	116	28	242	18.62
Auburn	12 109	119	17	245	20.42
Texas A&M	12 129	95	25	249	20.75
Vanderbilt	12 90	145	21	256	21.33
LSU	14 118	127	19	264	18.86
Ole Miss	13 125	128	24	277	21.31
South Carolina	13 139	122	31	292	22.46
Arkansas	13 112	156	27	295	22.69
Florida	13 135	140	21	296	22.77
Tennessee	13 96	178	34	308	23.69

OPP 3RD-DN CONVERT..... G	Conv	Att	Pct
Georgia	15 53	199	26.63
Alabama	13 60	198	30.3
Kentucky	13 57	171	33.33
Mississippi St.	13 61	182	33.52
Tennessee	13 65	190	34.21
Missouri	13 64	186	34.41
Texas A&M	12 62	174	35.63
Ole Miss	13 76	197	38.58
LSU	14 78	200	39
Vanderbilt	12 60	151	39.74
Auburn	12 76	179	42.46
South Carolina	13 79	182	43.41
Arkansas	13 86	191	45.03
Florida	13 87	175	49.71

SACKS BY..... G	Sacks	Yards	Avg/G
Arkansas	13 42	250	3.23
Alabama	13 38	230	2.92
Ole Miss	13 35	257	2.69
Missouri	13 35	210	2.69
Georgia	15 35	231	2.33
Tennessee	13 31	211	2.38
Mississippi St.	13 31	205	2.38
LSU	14 29	193	2.07
Auburn	12 26	179	2.17
Florida	13 23	148	1.77
South Carolina	13 20	143	1.54
Kentucky	13 20	147	1.54
Texas A&M	12 19	106	1.58
Vanderbilt	12 17	94	1.42

SACKS AGAINST..... G	Sacks	Yards	Avg/G
Georgia	15 9	67	0.6
Vanderbilt	12 15	87	1.25
Ole Miss	13 15	97	1.15
Florida	13 16	96	1.23
Alabama	13 22	153	1.69
Texas A&M	12 25	151	2.08
Mississippi St.	13 26	243	2
Tennessee	13 27	138	2.08
Missouri	13 27	173	2.08
South Carolina	13 31	188	2.38
Arkansas	13 31	221	2.38
Auburn	12 32	196	2.67
LSU	14 45	219	3.21
Kentucky	13 47	318	3.62

# 2022 IN REVIEW

PENALTIES	G	No	Yds	Avg/G
Kentucky	13	74	514	39.54
Georgia	15	66	673	44.87
Vanderbilt	12	63	553	46.08
Texas A&M	12	76	589	49.08
Florida	13	89	651	50.08
LSU	14	86	760	54.29
Arkansas	13	83	722	55.54
Auburn	12	90	688	57.33
Mississippi St.	13	82	790	60.77
Ole Miss	13	89	826	63.54
Missouri	13	101	828	63.69
South Carolina	13	90	829	63.77
Alabama	13	103	893	68.69
Tennessee	13	105	905	69.62

FIELD GOALS	G	Made	Att	Pct
Georgia	15	27	32	84.38
Missouri	13	22	28	78.57
Alabama	13	22	26	84.62
Auburn	12	18	24	75
Tennessee	13	16	20	80
Kentucky	13	16	24	66.67
Ole Miss	13	15	17	88.24
Texas A&M	12	14	20	70
Florida	13	14	21	66.67
Arkansas	13	13	16	81.25
Mississippi St.	13	12	17	70.59
South Carolina	13	11	11	100
LSU	14	10	14	71.43
Vanderbilt	12	7	12	58.33

OPPONENT PENALTIES	G	No	Yds	Avg/G
Tennessee	13	111	876	67.38
Texas A&M	12	84	731	60.92
Arkansas	13	93	767	59
Auburn	12	91	699	58.25
LSU	14	82	790	56.43
Vanderbilt	12	72	657	54.75
South Carolina	13	84	702	54
Alabama	13	87	663	51
Kentucky	13	74	644	49.54
Mississippi St.	13	84	643	49.46
Ole Miss	13	77	612	47.08
Florida	13	73	577	44.38
Missouri	13	70	553	42.54
Georgia	15	83	612	40.8

PAT KICKING	G	Made	Att	Pct
Vanderbilt	12	36	36	100
Texas A&M	12	31	31	100
Missouri	13	33	33	100
Auburn	12	31	31	100
Arkansas	13	50	50	100
Alabama	13	64	64	100
Georgia	15	73	74	98.65
Ole Miss	13	50	51	98.04
Florida	13	42	43	97.67
LSU	14	59	61	96.72
Tennessee	13	75	78	96.15
South Carolina	13	45	47	95.74
Kentucky	13	25	27	92.59
Mississippi St.	13	45	49	91.84

4TH-DN CONVERSIONS	G	Conv	Att	Pct
Georgia	15	13	15	86.67
Tennessee	13	22	33	66.67
Kentucky	13	16	26	61.54
South Carolina	13	13	22	59.09
Auburn	12	13	22	59.09
Alabama	13	9	16	56.25
Mississippi St.	13	15	29	51.72
Missouri	13	10	20	50
LSU	14	11	22	50
Ole Miss	13	17	36	47.22
Arkansas	13	9	20	45
Florida	13	15	34	44.12
Vanderbilt	12	11	29	37.93
Texas A&M	12	4	11	36.36

TIME OF POSSESSION	G	Total Time	Avg/G
Georgia	15	504:15	33:37
Missouri	13	433:50	33:22
Kentucky	13	431:11	33:10
Vanderbilt	12	384:40	32:04
LSU	14	433:18	30:57
Alabama	13	389:25	29:58
Auburn	12	358:02	29:50
Arkansas	13	381:29	29:20
Mississippi St.	13	379:46	29:13
Florida	13	377:34	29:02
South Carolina	13	372:57	28:41
Texas A&M	12	334:22	27:52
Ole Miss	13	343:17	26:25
Tennessee	13	325:30	25:02

OPP 4TH-DN CONVERT	G	Conv	Att	Pct
Georgia	15	12	33	36.36
Alabama	13	10	26	38.46
Kentucky	13	12	30	40
LSU	14	12	30	40
Tennessee	13	14	33	42.42
Florida	13	10	23	43.48
Vanderbilt	12	12	27	44.44
Mississippi St.	13	12	26	46.15
Ole Miss	13	17	36	47.22
Texas A&M	12	11	22	50
Auburn	12	6	12	50
Arkansas	13	12	22	54.55
South Carolina	13	10	18	55.56
Missouri	13	12	21	57.14

KICKOFF COVERAGE	G	No.	Yds	Avg	Retn	TB	NetAvg
Alabama	13	100	6232	62.32	593	47	46.85
Georgia	15	115	7353	63.94	460	77	42.49
Arkansas	13	75	4835	64.47	194	64	40.52
Florida	13	73	4621	63.3	449	42	39.93
Kentucky	13	61	3922	64.3	334	44	37.39
Tennessee	13	103	6096	59.18	718	34	46.63
Mississippi St.	13	77	4701	61.05	596	38	37.78
Vanderbilt	12	58	3540	61.03	448	26	39.21
Missouri	13	70	4309	61.56	150	56	37.3
South Carolina	13	78	4751	60.91	328	50	37.03
LSU	14	86	5454	63.42	706	49	43.22
Texas A&M	12	56	3577	63.88	200	47	33.16
Ole Miss	13	79	4710	59.62	536	41	39.22
Auburn	12	63	3602	57.17	694	16	42.32

RED ZONE OFFENSE	G	RedZone	Percent	TDs	R/P	FG-AT	TurnO
Georgia	15	81 - 83	97.59	57	36 - 21	24 - 26	1
Tennessee	13	63 - 67	94.03	53	35 - 18	10 - 12	2
Texas A&M	12	34 - 38	89.47	23	11 - 12	11 - 11	2
Alabama	13	57 - 64	89.06	44	20 - 24	13 - 15	4
Mississippi St.	13	40 - 45	88.89	33	9 - 24	7 - 7	5
Auburn	12	37 - 42	88.10	24	18 - 6	13 - 14	4
LSU	14	56 - 65	86.15	47	36 - 11	9 - 12	6
Vanderbilt	12	30 - 35	85.71	24	10 - 14	6 - 9	2
South Carolina	13	44 - 52	84.62	37	24 - 13	7 - 7	8
Arkansas	13	49 - 59	83.05	39	25 - 14	10 - 11	9
Missouri	13	38 - 47	80.85	28	19 - 9	10 - 14	5
Ole Miss	13	51 - 64	79.69	42	28 - 14	9 - 10	11
Kentucky	13	37 - 47	78.72	25	8 - 17	12 - 15	6
Florida	13	39 - 52	75.00	31	21 - 10	8 - 10	10

RED ZONE DEFENSE	G	RedZone	Percent	TDs	R/P	FG-AT	TurnO
Georgia	15	23 - 34	67.65	13	7 - 6	10 - 13	8
Texas A&M	12	32 - 44	72.73	22	12 - 10	10 - 15	6
Tennessee	13	39 - 52	75.00	27	13 - 14	12 - 15	9
Alabama	13	33 - 43	76.74	20	12 - 8	13 - 15	7
LSU	14	37 - 46	80.43	23	15 - 8	14 - 15	8
Mississippi St.	13	36 - 44	81.82	25	14 - 11	11 - 11	7
Kentucky	13	27 - 33	81.82	18	12 - 6	9 - 10	5
South Carolina	13	45 - 54	83.33	36	20 - 16	9 - 11	7
Florida	13	47 - 56	83.93	36	26 - 10	11 - 15	5
Vanderbilt	12	38 - 45	84.44	28	13 - 15	10 - 12	5
Arkansas	13	47 - 54	87.04	35	20 - 15	12 - 15	4
Missouri	13	35 - 40	87.50	26	17 - 9	9 - 11	2
Ole Miss	13	46 - 52	88.46	34	16 - 18	12 - 11	6
Auburn	12	41 - 46	89.13	31	24 - 7	10 - 13	3



# 2022 IN REVIEW

## 2022 SEC INDIVIDUAL STATISTICS

RUSHING							
	G	Att	Yds	Avg	TD	Long	Yds/G
1	Judkins, Quinshon - OM	13	274	1567	5.72	16	61 120.54
2	Sanders, Raheim - Ark	13	222	1443	6.50	10	76 111.00
3	Achane, Devon - TA&M	10	196	1102	5.62	8	65 110.20
4	Davis, Ray - Vandy	12	232	1042	4.49	5	45 86.83
5	Biggsby, Tank - AUB	12	179	970	5.42	10	50 80.83
6	Evans, Zach - OM	12	144	936	6.50	9	48 78.00
7	Gibbs, Jahmyr - Bama	12	151	926	6.13	7	76 77.17
8	Wright, Jaylen - UT	13	146	875	5.99	10	83 67.31
9	Johnson Jr., Montrell - UF	13	155	841	5.43	10	62 64.69
10	Daniels, Jayden - LSU	14	186	885	4.76	11	37 63.21

INTERCEPTIONS						
	G	Int	Yds	TD	Long	Int/G
1	Forbes, Emmanuel - MSU	12	6	174	3	82 0.50
2	McGlothorn, Dwight - Ark	13	4	48	0	51 0.31
3	Wright, De'Rickey - Vandy	12	3	41	0	35 0.25
4	Carnell, Daylan - MIZ	13	3	41	1	40 0.23
5	Carlies, Jaylon - MIZ	13	3	14	0	14 0.23
6	Dial, Marcellas - USC	13	3	3	0	3 0.23
7	Rush, Darius - USC	10	2	59	0	59 0.20
8	Smith, Christopher - UGa	15	3	29	0	22 0.20
9	Gilbert, Jardin - TA&M	11	2	13	0	13 0.18
10	Flowers, Trevon - UT	11	2	0	0	0 0.18

PASSING AVG/GAME						
	G	Comp - Att - Int	Yds	TD	Avg/G	
1	Rogers, Will - MSU	13	415-610-8	3974	35	305.69
2	Hooker, Hendon - UT	11	229-329-2	3135	27	285.00
3	Young, Bryce - Bama	12	245-380-5	3328	32	277.33
4	Bennett, Stetson - UGa	15	310-454-7	4127	27	275.13
5	Jefferson, KJ - Ark	11	204-300-5	2648	24	240.73
6	Rattler, Spencer - USC	13	264-399-12	3026	18	232.77
7	Dart, Jaxson - OM	13	226-362-11	2974	20	228.77
8	Levis, Will - UK	11	185-283-10	2406	19	218.73
9	Richardson, Anthony - UF	12	176-327-9	2549	17	212.42
10	Cook, Brady - MIZ	13	247-382-7	2734	14	210.31

TOTAL OFFENSE						
	G	Rush	Pass	Plays	Total	Yds/G
1	Hooker, Hendon - UT	11	430	3135	433	3565 324.09
2	Jefferson, KJ - Ark	11	640	2648	458	3288 298.91
3	Rogers, Will - MSU	13	-165	3974	654	3809 293.00
4	Young, Bryce - Bama	12	185	3328	429	3513 292.75
5	Bennett, Stetson - UGa	15	205	4127	511	4332 288.80
6	Dart, Jaxson - OM	13	614	2974	490	3588 276.00
7	Daniels, Jayden - LSU	14	885	2913	574	3798 271.29
8	Richardson, Anthony - UF	12	654	2549	430	3203 266.92
9	Cook, Brady - MIZ	13	585	2734	521	3319 255.31
10	Rattler, Spencer - USC	13	46	3026	472	3072 236.31

PUNT RETURN AVG						
	G	Ret	Yds	TD	Long	Avg
1	Bond, Isaiah - Bama	13	1	34	0	34 34.00
2	Branch, Brian - Bama	13	2	65	1	68 32.50
3	White, Squirrel - UT	12	2	43	0	23 21.50

RECEPTIONS/GAME							
	G	Rec	Yds	TD	Long	Avg/C	Rec/G
1	Hyatt, Jalin - UT	12	67	1267	15	78 105.58	5.58
2	Stewart, Evan - TA&M	10	53	649	2	43 64.90	5.30
3	Wells Jr., Antwane - USC	13	68	928	6	72 71.38	5.23
4	Nabers, Malik - LSU	14	72	1017	3	75 72.64	5.14
5	Sheppard, Will - Vandy	12	60	776	9	31 64.67	5.00
6	Haselwood, Jadon - Ark	12	59	702	3	68 58.50	4.92
7	Lovett, Dominic - MIZ	12	56	846	3	79 70.50	4.67
8	Heath, Malik - OM	13	60	971	5	53 74.69	4.62
9	Boutte, Kayshon - LSU	11	48	538	2	53 48.91	4.36
10	Johnson, Dillon - MSU	11	48	285	0	38 25.91	4.36

KICK RETURN AVG						
	G	Ret	Yds	TD	Long	Avg
1	Pool, Bumper - Ark	11	1	34	0	34 34.00
2	Griffin, Lideatrick - MSU	13	19	613	1	92 32.26
3	Legette, Xavier - USC	13	15	441	1	100 29.40

RECEIVE YDS/GAME							
	G	Rec	Yds	TD	Long	Avg/C	Yds/G
1	Hyatt, Jalin - UT	12	67	1267	15	78 18.91	105.58
2	Heath, Malik - OM	13	60	971	5	53 16.18	74.69
3	Nabers, Malik - LSU	14	72	1017	3	75 14.13	72.64
4	Wells Jr., Antwane - USC	13	68	928	6	72 13.65	71.38
5	Lovett, Dominic - MIZ	12	56	846	3	79 15.11	70.50
6	Landers, Matt - Ark	13	47	901	8	59 19.17	69.31
7	Mingo, Jonathan - OM	13	51	861	5	72 16.88	66.23
8	Stewart, Evan - TA&M	10	53	649	2	43 12.25	64.90
9	Sheppard, Will - Vandy	12	60	776	9	31 12.93	64.67
10	Bowers, Brock - UGa	15	63	942	7	78 14.95	62.80

PUNTING								
	G	Punt	Yds	Long	I20	50+	TB	Avg
1	Kroeger, Kai - USC	13	58	2675	79	29	18	5 46.12
2	Hayball, Matt - Vandy	12	56	2550	65	18	14	2 45.54
3	Chapman, Oscar - AUB	12	55	2413	61	18	12	2 43.87
4	Stonehouse, Jack - MIZ	10	46	1951	68	15	9	4 42.41
5	Constantinou, Nik - TA&M	12	62	2588	57	23	7	1 41.74

ALL PURPOSE							
	G	Rush	Rcv	PR	KR	Yds	Avg/G
1	Sanders, Raheim - Ark	13	1443	271	0	0 1714	131.85
2	Judkins, Quinshon - OM	13	1567	132	0	0 1699	130.69
3	Gibbs, Jahmyr - Bama	12	926	444	0	258 1628	135.67
4	Achane, Devon - TA&M	10	1102	196	0	312 1610	161.00
5	McIntosh, Kenny - UGa	15	829	505	0	0 1334	88.93
6	Hyatt, Jalin - UT	12	0	1267	0	0 1267	105.58
7	Davis, Ray - Vandy	12	1042	169	0	0 1211	100.92
8	Etienne, Trevor - UF	13	719	66	0	421 1206	92.77
9	Hunter, Jarquez - AUB	12	668	224	0	302 1194	99.50
10	Biggsby, Tank - AUB	12	970	180	0	0 1150	95.83



# 2022 IN REVIEW

SCORING	G	TD	XPT	FG	2XP	Pts	Pts/G
1 Podlesny, Jack - UGa . . . .	15	0	26	73	0	151	10.07
2 Reichard, Will - Bama . . .	13	0	22	64	0	130	10.00
3 McGrath, Chase - UT . . . .	13	0	16	70	0	118	9.08
4 Judkins, Quinshon - OM . .	13	17	0	0	0	102	7.85
5 Mevis, Harrison - MIZ . . .	13	0	22	33	0	99	7.62
6 Hyatt, Jalin - UT . . . . .	12	15	0	0	0	90	7.50
7 Achane, Devon - TA&M . . .	10	12	0	0	0	72	7.20
8 Cruz, Jonathan - OM . . . .	13	0	15	48	0	93	7.15
9 Small, Jabari - UT . . . . .	13	15	0	0	0	90	6.92
10 Little, Cam - Ark . . . . .	13	0	13	50	0	89	6.85

SCORING (kick)	G	PAT	FG	Pts	Pts/G
1 Podlesny, Jack - UGa . . . .	15	73-74	26-31	151	10.07
2 Reichard, Will - Bama . . .	13	64-64	22-26	130	10.00
3 McGrath, Chase - UT . . . .	13	70-72	16-20	118	9.08
4 Mevis, Harrison - MIZ . . .	13	33-33	22-28	99	7.62
5 Cruz, Jonathan - OM . . . .	13	48-49	15-17	93	7.15
6 Little, Cam - Ark . . . . .	13	50-50	13-16	89	6.85
7 Mihalek, Adam - UF . . . . .	13	42-43	14-21	84	6.46
8 Carlson, Anders - AUB . . .	9	22-22	12-17	58	6.44
9 Bond, Randy - TA&M . . . .	10	25-25	13-17	64	6.40
10 Ruffolo, Matt - UK . . . . .	12	25-27	16-24	73	6.08

FIELD GOALS	G	FG	FGA	Long	FG/G	Avg.
1 Podlesny, Jack - UGa . . . .	15	26	31	50	83.87	1.73
2 Reichard, Will - Bama . . .	13	22	26	52	84.62	1.69
3 Mevis, Harrison - MIZ . . .	13	22	28	56	78.57	1.69
4 Carlson, Anders - AUB . . .	9	12	17	46	70.59	1.33
5 Ruffolo, Matt - UK . . . . .	12	16	24	50	66.67	1.33
6 Bond, Randy - TA&M . . . .	10	13	17	51	76.47	1.30
7 McGrath, Chase - UT . . . .	13	16	20	51	80.00	1.23
8 Cruz, Jonathan - OM . . . .	13	15	17	53	88.24	1.15
9 Mihalek, Adam - UF . . . . .	13	14	21	52	66.67	1.08
10 Little, Cam - Ark . . . . .	13	13	16	51	81.25	1.00

FIELD GOAL PCT (min. games played 75%)	G	FG	FGA	Long	Pct.
1 Jeter, Mitch - USC . . . . .	13	11	11	53	100.00
2 Cruz, Jonathan - OM . . . .	13	15	17	53	88.24
3 Reichard, Will - Bama . . .	13	22	26	52	84.62
4 Podlesny, Jack - UGa . . . .	15	26	31	50	83.87
5 Little, Cam - Ark . . . . .	13	13	16	51	81.25
6 McGrath, Chase - UT . . . .	13	16	20	51	80.00
7 Mevis, Harrison - MIZ . . .	13	22	28	56	78.57
8 Bond, Randy - TA&M . . . .	10	13	17	51	76.47
9 Biscardi, Massimo - MSU . .	11	8	11	48	72.73
10 Ramos, Damian - LSU . . . .	14	10	14	47	71.43

PAT KICKING PCT	G	Made	Att	Pct.
1 Bulovas, Joseph - Vandy . .	12	35	35	100.00
2 Mevis, Harrison - MIZ . . .	13	33	33	100.00
3 Bond, Randy - TA&M . . . .	10	25	25	100.00
4 Little, Cam - Ark . . . . .	13	50	50	100.00
5 Davis, Caden - TA&M . . . .	12	6	6	100.00
6 Carlson, Anders - AUB . . .	9	22	22	100.00
7 Reichard, Will - Bama . . .	13	64	64	100.00
8 Podlesny, Jack - UGa . . . .	15	73	74	98.65
9 Cruz, Jonathan - OM . . . .	13	48	49	97.96
10 Mihalek, Adam - UF . . . . .	13	42	43	97.67

TACKLES (All positions)	Player	G	Pos	Solo	Ast	Total	Avg/G
1 Orji, Anfernee - Vandy . . .	12	LB	54	54	108	9.00	
2 Johnson, Jett - MSU . . . . .	13	LB	48	67	115	8.85	
3 Watson, Nathaniel - MSU . .	13	LB	51	62	113	8.69	
4 Sanders, Drew - Ark . . . . .	12	LB	40	63	103	8.58	
5 Pool, Bumper - Ark . . . . .	11	LB	37	55	92	8.36	
6 Hellams, DeMarcco - Bama	13	DB	67	41	108	8.31	
7 Johnson, Antonio - TA&M . .	9	DB	35	36	71	7.89	
8 Pappoe, Owen - AUB . . . . .	12	LB	51	40	91	7.58	
9 To'oTo'o, Henry - Bama . . .	13	LB	44	49	93	7.15	
10 Brown, Troy - OM . . . . .	13	LB	44	49	93	7.15	
11 Torrence II, Rashad - UF . .	12	DB	50	34	84	7.00	
12 Branch, Brian - Bama . . . .	13	DB	58	32	90	6.92	
13 Dean III, Trey - UF . . . . .	12	DB	47	34	81	6.75	
14 Miller, Ventrell - UF . . . .	11	LB	34	40	74	6.73	
15 Emmanwori, Nick - USC . . .	13	DB	62	23	85	6.54	
16 Richardson, Decamerion - MSU	13	CB	50	35	85	6.54	
17 Reese, Otis - OM . . . . .	13	S	37	47	84	6.46	
18 Greene, Sherrod - USC . . . .	12	LB	37	40	77	6.42	
19 Baskerville, Micah - LSU . .	14	LB	41	48	89	6.36	
20 Carlies, Jaylon - MIZ . . . .	13	DB	60	21	81	6.23	
21 Richardson, Demani - TA&M	12	DB	48	25	73	6.08	
22 Burney, Amari - UF . . . . .	13	DB	41	38	79	6.08	
23 Johnson, Tysheem - OM . . .	13	S	38	40	78	6.00	
24 Hopper, Ty'Ron - MIZ . . . .	13	LB	59	18	77	5.92	
25 Riley, Cam - AUB . . . . .	11	LB	39	26	65	5.91	
26 Beasley, Aaron - UT . . . . .	13	LB	39	37	76	5.85	
27 Finley, A.J. - OM . . . . .	13	S	46	30	76	5.85	
28 Mondon Jr., Smael - UGa . .	13	LB	49	27	76	5.85	
29 Blair, Simeon - Ark . . . . .	13	DB	42	31	73	5.62	
30 Penn III, Greg - LSU . . . . .	14	LB	42	36	78	5.57	
31 Cooper, Edgerrin - TA&M . .	11	LB	33	28	61	5.55	
32 Gilbert, Jardin - TA&M . . .	11	DB	38	23	61	5.55	
33 Cistrunk, Ashanti - OM . . .	13	LB	28	44	72	5.54	
34 Russell Jr., Chris - TA&M . .	12	LB	33	33	66	5.50	
35 Battle, Jordan - Bama . . . .	13	DB	34	37	71	5.46	
36 Ojulari, BJ - LSU . . . . .	11	DE	34	24	58	5.27	
37 Flowers, Trevon - UT . . . .	11	DB	34	23	57	5.18	
38 McCollough, Jaylen - UT . .	11	DB	37	20	57	5.18	
39 Wright, Jordan - UK . . . . .	12	LB	32	30	62	5.17	
40 Clark, Hudson - Ark . . . . .	13	DB	33	34	67	5.15	
41 Jackson, D'Eryk - UK . . . .	13	LB	27	40	67	5.15	
42 Perkins Jr., Harold - LSU . .	14	LB	39	33	72	5.14	
43 Bailey, Chad - MIZ . . . . .	11	LB	38	18	56	5.09	
44 Young, Isheem - OM . . . . .	13	S	30	36	66	5.08	
45 Mahoney, Jaylen - Vandy . .	11	DB	38	17	55	5.00	
46 Hall, Derick - AUB . . . . .	12	DL	42	18	60	5.00	
47 Moody, Jaylen - Bama . . . .	10	LB	24	26	50	5.00	
48 Taylor, CJ - Vandy . . . . .	12	LB	33	26	59	4.92	
49 Banks, Jeremy - UT . . . . .	11	LB	33	20	53	4.82	
50 Paul Jr., Chris - Ark . . . . .	13	LB	38	24	62	4.77	



# 2022 IN REVIEW

SACKS	G	Pos	Solo	Ast	Total	Avg/G
1 Sanders, Drew - Ark . . . .	12	LB	8	3	9.5	0.79
2 Anderson Jr., Will - Bama .	13	LB	8	4	10	0.77
3 McGuire, Isaiah - MIZ . . .	12	DL	7	1	7.5	0.63
4 Hall, Derick - AUB . . . . .	12	DL	7	0	7	0.58
5 Domineck, Jordan - Ark . .	13	DL	7	1	7.5	0.58
6 Robinson, Tavius - OM . . .	13	DE	6	2	7	0.54
7 Young, Byron - UT . . . . .	13	DL	5	4	7	0.54
8 Perkins Jr., Harold - LSU . .	14	LB	7	1	7.5	0.54
9 Wheat, Tyrus - MSU . . . . .	12	LB	6	0	6	0.50
10 Ojulari, BJ - LSU . . . . .	11	DE	4	3	5.5	0.50

TACKLES FOR LOSS	G	Pos	Solo	Ast	Total	Avg/G
1 Anderson Jr., Will - Bama .	13	LB	13	8	17	1.31

FUMBLES FORCED	G	Num	Avg/G
1 Robinson, Tavius - OM . . .	13	5	0.38
2 Johnson, Antonio - TA&M .	9	3	0.33
3 Perkins Jr., Harold - LSU . .	14	4	0.29
4 Coleman, DJ - MIZ . . . . .	12	3	0.25
5 Sanders, Drew - Ark . . . . .	12	3	0.25
6 Wooden, Colby - AUB . . . .	12	3	0.25
7 Orji, Anfernee - Vandy . . .	12	3	0.25
8 Powell-Ryland Jr., Antwaun - UF	13	3	0.23
9 Rakestraw Jr., Ennis - MIZ .	13	3	0.23
10 Weaver, JJ. - UK . . . . .	11	2	0.18

FUMBLES RECOVERED	G	Num	Avg/G
1 Weaver, JJ. - UK . . . . .	11	3	0.27
2 Henderson, Xzavier - UF . .	11	2	0.18
3 Anderson, Bryce - TA&M . .	11	2	0.18
4 Lutz, Cooper - Vandy . . . .	11	2	0.18
5 Russell Jr., Chris - TA&M . .	12	2	0.17
6 Wooden, Colby - AUB . . . .	12	2	0.17
7 Wheat, Tyrus - MSU . . . . .	12	2	0.17
8 Dean III, Trey - UF . . . . .	12	2	0.17
9 Orji, Anfernee - Vandy . . .	12	2	0.17
10 Taylor, CJ - Vandy . . . . .	12	2	0.17

PASSES DEFENDED	G	Brup	Int	Total	Avg/G
1 Forbes, Emmanuel - MSU . .	12	10	6	16	1.33
2 McKinstry, Kool-Aid - Bama	13	15	1	16	1.23
3 Abrams-Draine, Kris - MIZ	12	14	0	14	1.17
4 Dial, Marcellas - USC . . . .	13	12	3	15	1.15
5 McGlothern, Dwight - Ark	13	10	4	14	1.08
6 Rakestraw Jr., Ennis - MIZ .	13	12	1	13	1.00
7 Prince, Deantre - OM . . . .	13	11	1	12	0.92
8 Clark, Hudson - Ark . . . . .	13	11	1	12	0.92
9 Valentine, Carrington - UK	12	10	1	11	0.92
10 Rush, Darius - USC . . . . .	10	7	2	9	0.90

# RECORDS AND RESULTS

## NATIONAL CHAMPIONS

Year	Team	Poll
1951	Tennessee	AP, UPI
1957	Auburn	AP
1958	LSU	AP, UPI
1960	Ole Miss	FWAA
1961	Alabama	AP, UPI
1964	Alabama	AP, UPI
1964	#Arkansas	FWAA
1965	Alabama	AP, FWAA
1973	Alabama	UPI
1978	Alabama	AP, FWAA
1979	Alabama	AP, UPI, FWAA
1980	Georgia	AP, UPI, FWAA
1992	Alabama	AP, UPI, USA Today, FWAA
1996	Florida	AP, USA Today, FWAA
1998	Tennessee	AP, ESPN/USA Today, FWAA
2003	LSU	ESPN/USA Today
2006	Florida	ESPN/USA Today, AP
2007	LSU	ESPN/USA Today, AP
2008	Florida	ESPN/USA Today, AP
2009	Alabama	ESPN/USA Today, AP
2010	Auburn	ESPN/USA Today, AP
2011	Alabama	ESPN/USA Today/AP
2012	Alabama	ESPN/USA Today/AP
2015	Alabama	CFP/USA Today/AP
2017	Alabama	CFP/USA Today/AP
2019	LSU	CFP/USA Today/AP
2020	Alabama	CFP/USA Today/AP
2021	Georgia	CFP/USA Today/AP
2022	Georgia	CFP/USA Today/AP

NOTE: #Arkansas was not a member of the SEC

## SEC ALL-TIME FOOTBALL STANDINGS

(Regular season games against each other, 1933 through 2022)

SCHOOL	YEARS	GAMES	W	L	T	PCT.	2022 SEC	
							W	L
Alabama	89	642	449	173	20	.715	6	2
Georgia	90	603	374	215	14	.632	8	0
Tennessee	89	602	354	229	19	.604	6	2
LSU	90	606	347	237	22	.591	6	2
Florida	89	584	332	237	15	.581	3	5
Texas A&M	11	89	47	42	0	.528	2	6
Auburn	89	621	335	268	18	.554	2	6
Ole Miss	89	584	267	302	15	.470	4	4
Missouri	11	90	41	49	0	.456	3	5
South Carolina	31	250	107	142	1	.430	4	4
Arkansas	31	250	101	147	2	.408	3	5
Mississippi State	89	607	210	385	12	.356	4	4
Kentucky	89	601	188	401	12	.323	3	5
Vanderbilt	90	608	142	448	18	.248	2	6

### FORMER MEMBERS

Georgia Tech	31	194	115	70	9	.616
Tulane	33	195	69	113	13	.387
Sewanee	8	37	0	37	0	.000

Note: Sewanee withdrew after the 1940 season, Georgia Tech after 1963 and Tulane after 1965. During World War II Alabama, Auburn, Florida, Kentucky, Ole Miss, Mississippi State, Tennessee and Vanderbilt suspended football in 1943; Vanderbilt through '44. Appointed conference games of 1954, '58, '64, '65, '66, '67, '68 and the Alabama-Ole Miss games of 1980 and '81 are not included in these records or total points.

\*Accounts for forfeits and vacations imposed by NCAA

## UNDEFEATED & UNTIED TEAMS

(Regular Season Only)

YEAR	TEAM	W-L-T	PTS	OPP	BOWL	OPPONENT	SCORE
1934	Alabama	9-0-0	287	32	Rose	Stanford	29-13
1937	Alabama	9-0-0	225	20	Rose	California	0-13
1938	Tennessee	10-0-0	276	16	Orange	Oklahoma	17-0
1939	Tennessee	10-0-0	212	0	Rose	Southern Cal	0-14
1940	Tennessee	10-0-0	319	26	Sugar	Boston Coll.	13-19
1945	Alabama	9-0-0	396	66	Rose	Southern Cal	34-14
1946	Georgia	10-0-0	372	100	Sugar	North Carolina	20-10
1951	Tennessee	10-0-0	373	88	Sugar	Maryland	13-28
1952	Georgia Tech	11-0-0	301	52	Sugar	Ole Miss	24-7
1956	Tennessee	10-0-0	268	75	Sugar	Baylor	7-13
1957	Auburn	10-0-0	207	28	(None)		
1958	LSU	10-0-0	275	53	Sugar	Clemson	7-0
1961	Alabama	10-0-0	287	22	Sugar	Arkansas	10-3
1962	Ole Miss	9-0-0	230	40	Sugar	Arkansas	17-13
1964	Alabama	10-0-0	223	67	Orange	Texas	17-21
1966	Alabama	10-0-0	267	37	Sugar	Nebraska	34-7
1971	Alabama	11-0-0	362	84	Orange	Nebraska	6-38
1973	Alabama	11-0-0	454	89	Sugar	Notre Dame	23-24
1974	Alabama	11-0-0	318	83	Orange	Notre Dame	11-13
1979	Alabama	11-0-0	359	58	Sugar	Arkansas	24-9
1980	Georgia	11-0-0	316	127	Sugar	Notre Dame	17-10
1982	Georgia	11-0-0	315	133	Sugar	Penn State	23-27
1992	Alabama	12-0-0	332	109	Sugar	Miami	34-13
1993	Auburn	11-0-0	353	192	(None)		
1995	Florida	12-0-0	534	201	Fiesta	Nebraska	24-62
1998	Tennessee	12-0-0	431	189	Fiesta	Florida State	23-16
2004	Auburn	12-0-0	401	134	Sugar	Virginia Tech	16-13
2008	Alabama	12-0-0	422	200	Sugar	Utah	17-31
2009	Alabama	12-0-0	449	164	BCS Title	Texas	37-21
2009	Florida	12-0-0	502	174	Sugar	Cincinnati	51-24
2010	Auburn	12-0-0	577	337	BCS Title	Oregon	22-19
2012	LSU	12-0-0	500	158	BCS Title	Alabama	0-21
2016	Alabama	12-0-0	473	137	CFP Title	Clemson	31-35
2018	Alabama	12-0-0	588	165	CFP Title	Clemson	16-44
2019	LSU	12-0-0	377	204	CFP Title	Clemson	42-25
2020	Alabama	10-0-0	495	168	CFP Title	Ohio State	52-24
2021	Georgia	12-0-0	488	83	CFP Title	Alabama	33-18
2022	Georgia	12-0-0	301	97	CFP Title	TCU	65-7

## SEC WINNING STREAKS

WINS	SCHOOL	YEARS	STREAK
28	Alabama	1991-93	Final 10 games of 1991 through first five games of 1993
28	Alabama	1978-80	Final nine games of 1978 through seventh game of 1980
26	Alabama	2015-16	Final 12 games of 2015 through 14th game of 2016
23	Tennessee	1937-39	Final two games of 1937 through tenth game of 1939
22	Florida	2008-09	Final 10 games of 2008 through first 12 games of 2009
20	Alabama	1924-26	Final game of 1924 through ninth game of 1926
20	Auburn	1993-94	All 11 games of 1993 and first 9 games of 1994
19	Alabama	2019-21	Final game of 2019 season through first five games of 2021
19	Alabama	2009-10	All games of the 2009 season through first five of 2010
19	Alabama	1961-62	Entire 1961 season through eighth game of 1962
19	LSU	1957-59	Final game of 1957 through seventh game of 1959
18	Georgia Tech	1951-53	Final five games of 1951 through first game of 1953
17	Auburn	2009-11	Final game of 2009, all of 2010 and first two of 2011
17	Auburn	1956-58	Final four games of 1956 through third game of 1958
17	Georgia	1945-47	Final five games of 1945 through first game of 1947
17	Georgia	2021-	Final two games of 2021 through 2022 season
16	Georgia	2020-21	Final four games of 2020 through first 12 games of 2021
16	LSU	2018-19	Final game of 2018 through 2019 season
15	Auburn	2003-04	Final two games of 2003 through 2004 season
15	Georgia	1979-81	Final game of 1979 through second game of 1981
15	Alabama	2017-18	Final game of 2017 through first 14 games of 2018
14	LSU	2010-11	Final game of 2010 through first 13 games of 2011
14	Tennessee	1998-99	All 13 games of 1998 through first game of 1999

Listing includes bowl games; NOTE: Arkansas recorded a 22-game winning streak from November 23, 1963 to January 1, 1966 as a member of the Southwest Conference.

## CONSECUTIVE SEC VICTORIES

WINS	SCHOOL	YEARS	STREAK
27	Alabama	1976-80	Final four SEC games in 1976 through fourth SEC game of 1980
24	Florida	1994-97	Final five SEC games in 1994 through fourth SEC game of 1997
23	Georgia	1980-83	All SEC games in 1980 through fifth SEC game of 1983
22	Alabama	2015-17	Last seven SEC games in 2015 through first seven SEC games in 2017
20	Alabama	1973-75	All SEC games in 1973 through sixth SEC game of 1975
20	Tennessee	1937-40	Final two SEC games of 1937 through 1940
19	Georgia	2020-	Final three SEC games of 2020 through 2022
18	Alabama	1991-93	Second SEC game of 1991 through third SEC game of 1993
16	Alabama	2008-09	All SEC regular season games during 2008 & 2009 seasons
15	Tennessee	1997-98	Last seven SEC games in 1997 through all SEC games in 1998
14	Alabama	1971-72	All SEC games in 1971 through all SEC games of 1972
14	Georgia Tech	1950-52	Final SEC game of 1950 through sixth SEC game of 1952
14	Auburn	1993-94	All SEC games in 1993 through sixth game of 1994
14	Florida	2008-09	Final six SEC games of 2008 plus all eight games in 2009
13	LSU	1935-37	All SEC games in 1935 through second SEC game of 1937
13	Ole Miss	1961-63	Final two SEC games of 1961 through fifth SEC game of 1963

Listing includes regular season games only; NOTE: Georgia Tech was a member of the Southeastern Conference from 1933-63.



# RECORDS AND RESULTS

## NON-CONFERENCE RECORDS

(Does not include bowl games)

School	SINCE 1933					SINCE 2000					Current Streak
	Games	Won	Lost	Tied	Pct.	Games	Won	Lost	Tied	Pct.	
Alabama	351	284	61	6	.818	84	73	11	0	.869	W52
Arkansas	108	85	23	0	.787	84	70	14	0	.833	L1
Auburn	354	269	77	8	.771	84	70	14	0	.833	W1
Florida	377	260	108	9	.702	82	65	17	0	.793	L1
Georgia	405	302	89	14	.763	84	76	8	0	.905	W20
Kentucky	364	253	102	9	.707	84	66	18	0	.786	W16
LSU	384	291	82	11	.772	82	76	56	0	.927	W3
Ole Miss	373	275	90	8	.747	84	65	19	0	.774	W9
Mississippi State	346	253	85	8	.743	84	63	21	0	.750	W5
Missouri	40	32	8	0	.800	40	32	8	0	.800	W2
South Carolina	108	79	29	0	.731	84	66	18	0	.786	W4
Tennessee	387	306	72	9	.802	84	69	15	0	.821	W6
Texas A&M	40	36	4	0	.900	40	36	4	0	.900	W2
Vanderbilt	347	212	126	9	.624	84	54	30	0	.643	W1
<b>TOTALS</b>	<b>3978</b>	<b>2936</b>	<b>954</b>	<b>91</b>	<b>.749</b>	<b>1083</b>	<b>881</b>	<b>202</b>	<b>0</b>	<b>.813</b>	<b>---</b>

## SHUTOUTS IN THE SEC SINCE 1992

Which defenses in the SEC have posted the most shutouts since 1992:

Team	Total	Last
Alabama	37	11/19/22 vs. Austin Peay (34-0)
Georgia	22	10/15/22 vs. Vanderbilt (55-0)
Tennessee	22	11/26/22 vs. Vanderbilt (56-0)
LSU	21	9/24/22 vs. New Mexico (38-0)
Auburn	18	9/11/21 vs. Alabama State (62-0)
Florida	16	10/9/21 vs. Vanderbilt (42-0)
Ole Miss	14	9/17/22 vs. Georgia Tech (42-0)
Missouri	12	11/28/20 vs. Vanderbilt (41-0)
Texas A&M	13	9/3/22 vs. Sam Houston (31-0)
Mississippi State	10	9/2/17 vs. Charleston Southern (49-0)
Arkansas	9	10/20/17 vs. Tulsa (23-0)
South Carolina	8	9/4/21 vs. Eastern Illinois (46-0)
Kentucky	6	9/17/22 vs. Youngstown State (31-0)
Vanderbilt	5	11/23/19 vs. ETSU (38-0)

## CLOSE LOSSES SINCE 2003

TEAM	TOTAL LOSSES	1-7 MARGIN	PCT.
Alabama	49	31	.633
Georgia	56	32	.571
Florida	80	37	.463
LSU	59	27	.458
Arkansas	108	45	.417
Texas A&M	98	40	.408
South Carolina	104	41	.394
Auburn	77	30	.390
Ole Miss	113	42	.372
Tennessee	100	36	.360
Missouri	95	31	.326
Kentucky	124	38	.306
Vanderbilt	144	42	.292
Mississippi State	116	31	.267

## SEC'S BEST ROAD TEAMS SINCE 1992

Which SEC team has the best record away from home in league games since 1992 (includes neutral site games/does not include SEC Championship Game):

Team	W-L	Pct.
Alabama	90-39	.698
Florida	92-47	.662
Georgia	92-46-1	.665
Texas A&M	27-19	.587
LSU	68-58-1	.539
Tennessee	68-59	.535
Auburn	66-59	.528
Missouri	15-24	.385
South Carolina	48-80	.375
Arkansas	41-84-2	.331
Ole Miss	41-82	.333
Mississippi State	39-85-1	.316
Kentucky	36-90	.286
Vanderbilt	22-103	.176

## EASTERN VS. WESTERN DIV.

(Since 1992 • DOES NOT INCLUDE SEC CHAMPIONSHIP GAME)

EASTERN vs. Western	W	L	T	Pct.	Streak
Florida	47	37	0	.560	W1
Georgia	57	26	1	.679	W5
Kentucky	29	55	0	.345	W1
Missouri	12	12	0	.500	W1
South Carolina	29	54	1	.357	W3
Tennessee	40	43	1	.482	W2
Vanderbilt	15	69	0	.179	L8
<b>TOTALS</b>	<b>229</b>	<b>296</b>	<b>3</b>	<b>.437</b>	

WESTERN vs. Eastern	W	L	T	Pct.	Streak
Alabama	63	20	1	.756	L1
Arkansas	33	51	0	.393	L1
Auburn	47	36	1	.565	L1
LSU	48	35	1	.577	W1
Ole Miss	44	40	0	.524	W7
Mississippi State	43	41	0	.512	L2
Texas A&M	18	6	0	.750	L2
<b>TOTALS</b>	<b>296</b>	<b>229</b>	<b>3</b>	<b>.563</b>	

## SEC STATISTICAL TRENDS

Below are some statistical trends in the SEC starting with the 2000 season and going through the 2020 season (Averages per Game Only):

Category	2000	2001	2002	2003	2004	2005	2006	2007	2008	2009	2010	2011	2012	2013	2014	2015	2016	2017	2018	2019	2020	2021	2022
Scoring Offense	26.4	27.7	25.6	27.3	25.0	24.1	25.4	30.3	25.6	28.4	31.0	27.3	30.4	31.7	31.5	28.4	29.8	29.8	32.2	30.0	29.4	30.7	31.6
Total Offense	364.8	399.2	360.4	376.9	368.9	348.3	351.6	385.9	342.9	378.6	400.2	355.0	402.4	432.5	417.7	399.6	422.2	400.2	425.1	410.6	415.3	422.7	423.6
Rushing Offense	140.9	154.1	163.9	157.8	166.6	141.4	140.5	168.4	147.1	175.8	175.2	161.1	168.4	197.0	189.0	177.1	198.3	181.6	186.3	177.3	152.8	169.7	176.0
Passing Offense	223.9	245.1	196.5	219.1	202.3	206.9	211.1	217.5	195.8	202.8	225.0	193.9	234.0	235.5	228.7	222.4	224.0	218.6	238.8	233.3	262.6	253.0	247.5
Percent Run	38.6%	38.6%	45.5%	41.9%	45.2%	40.6%	39.9%	43.6%	42.9%	46.4%	43.8%	45.4%	41.8%	45.5%	45.2%	44.3%	47.0%	45.4%	43.8%	43.2%	36.8%	40.1%	41.5%
Percent Pass	61.4%	61.4%	54.5%	58.1%	54.8%	59.4%	60.1%	56.8%	57.1%	53.6%	56.2%	54.6%	58.2%	54.5%	54.8%	55.7%	53.0%	54.6%	56.2%	56.8%	63.2%	59.9%	58.4%
Scoring Defense	22.2	23.7	21.2	22.5	21.2	20.7	19.4	23.8	20.5	20.8	23.7	20.7	23.0	24.8	23.4	21.9	24.8	25.1	23.5	22.7	29.3	24.0	24.5
Total Defense	337.1	372.5	329.2	346.6	336.9	327.6	315.0	352.9	309.4	328.7	350.3	320.7	361.3	379.8	370.3	358.1	393.1	366.3	365.3	354.8	413.1	366.7	374.4
Rushing Defense	128.8	140.7	143.1	137.7	149.5	131.7	128.4	147.4	122.3	140.7	141.2	143.8	140.2	161.0	157.7	151.0	174.8	162.9	148.1	141.3	152.8	145.2	151.3
Passing Defense	208.3	231.8	186.1	208.9	187.4	195.9	186.6	205.5	187.1	188.0	209.1	176.9	221.2	218.7	212.6	207.1	218.4	203.5	217.2	213.5	260.3	221.5	223.2
Percent Run	38.2%	37.8%	43.5%	39.7%	44.4%	40.2%	40.8%	41.8%	39.5%	42.8%	40.3%	44.8%	38.7%	42.4%	42.6%	42.3%	44.5%	44.5%	40.5%	39.8%	37.0%	39.6%	40.4%
Percent Pass	61.8%	62.2%	56.5%	60.3%	55.6%	58.8%	59.2%	58.2%	60.5%	57.2%	59.7%	55.2%	61.3%	57.6%	57.4%	57.8%	55.5%	55.5%	59.5%	60.2%	63.0%	60.4%	59.6%

# RECORDS AND RESULTS

## 2022 SEC NON-CONFERENCE RECORD

[56-12] (Includes Bowl Games)

CONFERENCE	APP.	2022 W-L	PCT.	SINCE 1995*
American	4	4-0	1.000	47-38 (.553) #
Atlantic Coast	11	7-4	.636	141-93 (.603)
Big Ten	5	3-2	.600	68-45 (.602)
Big 12	6	4-2	.667	62-46-1 (.573)
Conference USA	4	4-0	1.000	170-29 (.854)
Mid-American	7	7-0	1.000	85-6 (.934)
Mountain West	4	4-0	1.000	33-11 (.750)
Pac-12	4	3-1	.750	28-20 (.583)
Sun Belt	4	3-1	.750	180-13 (.933)
Western Athletic	0	0-0	-	50-7 (.877)
FBS Independent	5	3-2	.600	72-24 (.750)
Non-FBS	14	14-0	1.000	224-5 (.978)

\* using alignment during year played.

# formerly BIG EAST.

## SEC NON-CONFERENCE RECORD

(Since 1992)

YEAR	APP.	REGULAR SEASON W-L	PCT.	BOWLS
1992	36	27-9	.750	5-1
1993	36	28-7-1	.792	2-2
1994	36	27-8-1	.764	3-2
1995	36	29-7	.806	2-4
1996	36	27-9	.750	5-0
1997	36	32-4	.889	5-1
1998	36	27-9	.750	4-4
1999	36	28-8	.778	4-4
2000	36	27-9	.750	4-5
2001	36	29-7	.806	5-3
2002	49	37-12	.755	3-4
2003	46	31-15	.674	5-2
2004	36	25-11	.694	3-3
2005	36	27-9	.750	3-3
2006	48	41-7	.854	6-3
2007	48	40-8	.825	7-2
2008	48	37-11	.771	6-2
2009	48	42-6	.875	6-4
2010	48	41-7	.854	5-5
2011	48	42-6	.875	5-2
2012	56	48-8	.857	6-3
2013	56	47-9	.839	7-3
2014	55	48-7	.863	7-5
2015	55	48-7	.863	7-5
2016	54	42-12	.778	6-7
2017	55	45-10	.818	5-6
2018	56	50-6	.893	6-6
2019	56	42-14	.750	8-2
2020	0	0-0	-	7-2
2021	56	48-8	.857	6-8
2022	56	49-7	.875	7-5
<b>TOTALS</b>	<b>1370</b>	<b>1,107-260-2</b>	<b>.809</b>	<b>154-108 (.588)</b>
<b>TOTAL w/ BOWLS</b>	<b>1669</b>	<b>1,288-379-2</b>	<b>.772</b>	

## MOST PLAYED SEC RIVALRIES

GAMES	SERIES	SERIES RECORD	FIRST GAME	LAST GAME
127	Auburn vs. Georgia	Georgia 63-56-8	1892	2022
119	Ole Miss vs. Mississippi State	Ole Miss 66-47-6	1901	2022
118	Kentucky vs. Tennessee	Tennessee 83-26-9	1893	2022
#	Tennessee vs. Vanderbilt	(see below)	1896	2022
116	LSU vs. Mississippi State	LSU 77-36-3	1896	2022
114	Georgia vs. Georgia Tech	Georgia 70-39-5***	1893	2022
111	LSU vs. Ole Miss	LSU 65-42-4	1894	2022
107	Alabama vs. Mississippi State	Alabama 87-17-3	1896	2022
105	Alabama vs. Tennessee	Alabama 59-38-8	1901	2022
##	Florida vs. Georgia	(see below)	1904/1915	2022
97	Ole Miss vs. Vanderbilt	Ole Miss 55-40-2	1894	2022
96	LSU vs. Tulane	LSU 67-22-7**	1893	2009
96	Auburn vs. Mississippi State	Auburn 65-29-2	1905	2022
95	Kentucky vs. Vanderbilt	Kentucky 48-43-4	1896	2022
92	Auburn vs. Georgia Tech	Auburn 47-41-4*	1892	2005
87	Alabama vs. Auburn	Alabama 49-37-1	1893	2022
86	&Alabama vs. LSU	Alabama 55-27-5	1895	2022
85	Alabama vs. Vanderbilt	Alabama 63-18-4	1903	2022
84	Auburn vs. Florida	Auburn 43-39-2	1912	2019
72	Alabama vs. Georgia	Alabama 42-26-4	1895	2021
71	Ole Miss vs. Tulane	Ole Miss 43-28	1893	2021
66	Ole Miss vs. Tennessee	Tennessee 45-20-1	1902	2021

Note: List includes all games played through the 2019 season between teams that were at one time members of the SEC.

# Disagreement in series record. Tennessee records show 116 games (79-32-5 Tennessee), while Vanderbilt records show 117 games (79-33-5 Tennessee). Game in question is 1918. Tennessee records show no official varsity teams fielded in 1917-18.

## Disagreement in series record. Florida records show 100 games (54-44-2 Georgia), while Georgia records show 101 games (55-44-2 Georgia). Game in question is 1904. Florida records show the school fielded its first varsity football team in 1906.

\* Since Georgia Tech withdrew from the SEC following the 1963 season, Auburn-Georgia Tech series record is 17-8 (Auburn).

\*\* Since Tulane withdrew from the SEC following the 1965 season, LSU-Tulane series record is 28-4 (LSU).

\*\*\* Since Georgia Tech withdrew from the SEC following the 1963 season, Georgia-Georgia Tech series record is 38-12 (Georgia).

& Met twice during 2011: Once in regular season; once in BCS Championship Game.

## LONGEST UNINTERRUPTED SEC RIVALRIES

GAMES	SERIES	FIRST GAME
107	Ole Miss-Mississippi State	from 1915**
104	Auburn-Georgia	from 1919**
103	Tennessee-Kentucky	from 1919**
82	Alabama-Tennessee	from 1944**

\*\* - Neither team fielded a team in 1943 due to World War II.

## MOST CONSECUTIVE WINS OVER AN SEC OPPONENT

GAMES	SERIES	LENGTH
31	Florida over Kentucky	1987-2017
26	Tennessee over Kentucky	1985-2010
22	Alabama over Mississippi State	1958-1979
22	Tennessee over Vanderbilt	1983-2004
19	Vanderbilt over Ole Miss	1894-1938
17	LSU over Tulane	1956-1972



# RECORDS AND RESULTS

## YEAR-BY-YEAR NON-CONFERENCE RECORD

(\* - Does not include bowl games)

YEAR	WON	LOST	TIE	PCT.
1933	37	13	4	.722
1934	35	17	2	.667
1935	40	15	1	.723
1936	39	14	6	.712
1937	38	14	4	.714
1938	36	18	0	.667
1939	45	14	2	.754
<b>1930s</b>	<b>270</b>	<b>105</b>	<b>19</b>	<b>.709</b>
1940	46	18	0	.719
1941	46	13	0	.780
1942	44	10	3	.798
1943	22	7	0	.759
1944	30	13	1	.693
1945	33	17	0	.660
1946	39	12	1	.760
1947	40	13	1	.750
1948	32	7	4	.791
1949	27	13	4	.659
<b>1940s</b>	<b>359</b>	<b>123</b>	<b>14</b>	<b>.738</b>
1950	37	12	2	.745
1951	37	9	1	.798
1952	38	9	1	.802
1953	31	17	1	.643
1954	27	15	2	.636
1955	31	10	1	.750
1956	28	9	3	.738
1957	22	9	2	.697
1958	33	10	0	.767
1959	36	7	1	.830
<b>1950s</b>	<b>320</b>	<b>107</b>	<b>14</b>	<b>.741</b>
1960	34	7	1	.821
1961	32	14	1	.691
1962	24	10	9	.663
1963	29	11	2	.714
1964	28	13	1	.679
1965	30	15	1	.663
1966	29	13	2	.682
1967	24	17	2	.581
1968	31	12	1	.716
1969	36	13	0	.735
<b>1960s</b>	<b>297</b>	<b>125</b>	<b>20</b>	<b>.695</b>
1970	35	14	1	.710
1971	41	9	0	.820
1972	33	11	0	.750
1973	34	11	3	.740
1974	43	11	3	.781
1975	32	21	1	.602
1976	30	31	1	.587
1977	26	22	1	.541
1978	31	20	2	.604
1979	23	29	1	.443
<b>1970s</b>	<b>328</b>	<b>169</b>	<b>13</b>	<b>.656</b>

YEAR	WON	LOST	TIE	PCT.
1980	34	20	0	.630
1981	32	22	1	.591
1982	38	18	1	.675
1983	38	16	3	.693
1984	38	15	3	.705
1985	40	10	5	.773
1986	40	15	2	.719
1987	38	17	2	.684
1988	27	18	0	.600
1989	30	10	0	.750
<b>1980s</b>	<b>356</b>	<b>161</b>	<b>17</b>	<b>.683</b>
1990	25	15	1	.623
1991	32	8	0	.800
1992	27	9	0	.750
1993	28	7	1	.792
1994	27	8	1	.764
1995	29	7	0	.806
1996	27	9	0	.750
1997	32	4	0	.889
1998	27	9	0	.750
1999	28	8	0	.778
<b>1990s</b>	<b>282</b>	<b>84</b>	<b>3</b>	<b>.768</b>
2000	27	9	0	.750
2001	29	7	0	.806
2002	37	12	0	.755
2003	31	15	0	.674
2004	25	11	0	.694
2005	27	9	0	.750
2006	41	7	0	.824
2007	40	8	0	.825
2008	37	11	0	.771
2009	42	6	0	.875
<b>2000s</b>	<b>336</b>	<b>95</b>	<b>0</b>	<b>.780</b>
2010	41	7	0	.854
2011	42	6	0	.875
2012	48	8	0	.857
2013	47	9	0	.839
2014	48	7	0	.873
2015	45	10	0	.818
2016	42	12	0	.778
2017	45	10	0	.818
2018	50	6	0	.893
2019	42	14	0	.750
<b>2010s</b>	<b>450</b>	<b>89</b>	<b>0</b>	<b>.835</b>
2020	0	0	0	-
2021	48	8	0	.857
2022	49	7	0	.875
<b>2020s</b>	<b>97</b>	<b>15</b>	<b>0</b>	<b>.866</b>

# RECORDS AND RESULTS

## SEC FOOTBALL CHAMPIONS

YEAR	CHAMPION	SEC	OVERALL	COACH
1933	Alabama	5-0-1	7-1-1	Frank Thomas
1934	Tulane	8-0	10-1	Ted Cox
	Alabama	7-0	10-0	Frank Thomas
1935	LSU	5-0	9-2	Bernie Moore
1936	LSU	6-0	9-1-1	Bernie Moore
1937	Alabama	6-0	9-1	Frank Thomas
1938	Tennessee	7-0	11-0	Bob Neyland
1939	Tennessee	6-0	10-1	Bob Neyland
	Georgia Tech	6-0	8-2	Bill Alexander
	Tulane	5-0	8-1-1	"Red" Dawson
1940	Tennessee	5-0	10-1	Bob Neyland
1941	Mississippi State	4-0-1	8-1-1	Allyn McKeen
1942	Georgia	6-1	11-1	Wally Butts
1943	Georgia Tech	3-0	7-4	Bill Alexander
1944	Georgia Tech	4-0	9-2	Bill Alexander
1945	Alabama	6-0	10-0	Frank Thomas
1946	Georgia	5-0	11-0	Wally Butts
	Tennessee	5-0	9-2	Bob Neyland
1947	Ole Miss	6-1	9-2	John Vaught
1948	Georgia	6-0	9-2	Wally Butts
1949	Tulane	5-1	7-2-1	Henry Frnka
1950	Kentucky	5-1	11-1	Paul Bryant
1951	Georgia Tech	7-0	11-0-1	Bobby Dodd
	*Tennessee	5-0	10-1	Bob Neyland
1952	Georgia Tech	6-0	12-0	Bobby Dodd
1953	Alabama	4-0-3	6-3-3	Red Drew
1954	Ole Miss	5-1	9-2	John Vaught
1955	Ole Miss	5-1	10-1	John Vaught
1956	Tennessee	6-0	10-1	Bowden Wyatt
1957	*Auburn	7-0	10-0	Ralph Jordan
1958	*LSU	6-0	11-0	Paul Dietzel
1959	Georgia	7-0	10-1	Wally Butts
1960	*Ole Miss	5-0-1	10-0-1	John Vaught
1961	*Alabama	7-0	11-0	Paul Bryant
	LSU	6-0	10-1	Paul Dietzel
1962	Ole Miss	6-0	10-0	John Vaught
1963	Ole Miss	5-0-1	7-1-2	John Vaught
1964	*Alabama	8-0	10-1	Paul Bryant
1965	*Alabama	6-1-1	9-1-1	Paul Bryant
1966	Alabama	6-0	11-0	Paul Bryant
	Georgia	6-0	10-1	Vince Dooley
1967	Tennessee	6-0	9-2	Doug Dickey
1968	Georgia	5-0-1	8-1-2	Vince Dooley
1969	Tennessee	5-1	9-2	Doug Dickey
1970	LSU	5-0	9-3	Charlie McClendon
1971	Alabama	7-0	11-1	Paul Bryant
1972	Alabama	7-1	10-2	Paul Bryant
1973	*Alabama	8-0	11-1	Paul Bryant
1974	Alabama	6-0	11-1	Paul Bryant
1975	Alabama	6-0	11-1	Paul Bryant
1976	Georgia	5-1	10-2	Vince Dooley
	Kentucky	5-1	9-3	Fran Curci
1977	Alabama	7-0	11-1	Paul Bryant
1978	*Alabama	6-0	11-1	Paul Bryant
1979	*Alabama	6-0	12-0	Paul Bryant
1980	*Georgia	6-0	12-0	Vince Dooley
1981	Georgia	6-0	10-2	Vince Dooley
	Alabama	6-0	9-2-1	Paul Bryant
1982	Georgia	6-0	11-1	Vince Doole
1983	Auburn	6-0	11-1	Pat Dye
1984	Vacated			
1985	Tennessee	5-1	9-1-2	Johnny Majors
1986	LSU	5-1	9-3	Bill Arnsparger
1987	Auburn	5-0-1	9-1-2	Pat Dye
1988	Auburn	6-1	10-2	Pat Dye
	LSU	6-1	8-4	Mike Archer
1989	Alabama	6-1	10-2	Bill Curry
	Tennessee	6-1	11-1	Johnny Majors
	Auburn	6-1	10-2	Pat Dye
1990	Tennessee	5-1-1	9-2-2	Johnny Majors
1991	Florida	7-0	10-2	Steve Spurrier
1992	*Alabama	8-0	13-0	Gene Stallings
1993	Florida	7-1	11-2	Steve Spurrier
1994	Florida	7-1	10-2-1	Steve Spurrier
1995	Florida	8-0	12-1	Steve Spurrier
1996	*Florida	8-0	12-1	Steve Spurrier
1997	Tennessee	7-1	11-2	Phillip Fulmer
1998	*Tennessee	8-0	13-0	Phillip Fulmer
1999	Alabama	7-1	10-3	Mike DuBose

YEAR	CHAMPION	SEC	OVERALL	COACH
2000	Florida	7-1	10-3	Steve Spurrier
2001	LSU	5-3	10-3	Nick Saban
2002	Georgia	7-1	13-1	Mark Richt
2003	*LSU	7-1	13-1	Nick Saban
2004	Auburn	8-0	13-0	Tommy Tuberville
2005	Georgia	6-2	10-3	Mark Richt
2006	*Florida	7-1	13-1	Urban Meyer
2007	*LSU	6-2	12-2	Les Miles
2008	*Florida	7-1	13-1	Urban Meyer
2009	*Alabama	8-0	14-0	Nick Saban
2010	*Auburn	8-0	14-0	Gene Chizik
2011	LSU	8-0	13-1	Les Miles
2012	*Alabama	7-1	13-1	Nick Saban
2013	Auburn	7-1	12-2	Gus Malzahn
2014	Alabama	7-1	12-2	Nick Saban
2015	*Alabama	7-1	14-1	Nick Saban
2016	Alabama	8-0	14-1	Nick Saban
2017	Georgia	7-1	13-2	Kirby Smart
2018	Alabama	8-0	14-1	Nick Saban
2019	*LSU	8-0	15-0	Ed Orgeron
2020	*Alabama	10-0	13-0	Nick Saban
2021	Alabama	7-1	13-2	Nick Saban
2022	*Georgia	8-0	15-0	Kirby Smart

\*National Champion NOTE: Overall records include bowl games

### CHAMPIONSHIPS BY SCHOOL

Alabama	29	('33-34t-37-45-53-61t-64-65-66t-71-72-73-74-75-77-78-79-81t-89t-92-99-09-12-14-15-16-18-20-21)
Georgia	14	('42-46t-48-59-66t-68-76t-80-81t-82-02-05-17-22)
Tennessee	13	('38-39t-40-46t-51t-56-67-69-85-89t-90-97-98)
LSU	12	('35-36-58-61t-70-86-88t-2001-03-07-11-19)
Florida	8	('91-93-94-95-96-2000-06-08)
Auburn	8	('57-83-87-88t-89t-04-10-13)
Ole Miss	6	('47-54-55-60-62-63)
# Georgia Tech	5	('39t-43-44-51t-52)
#Tulane	3	('34-39t-49)
Kentucky	2	('50-76t)
Mississippi State	1	('41)

# Denotes former member of the SEC

### SEC CHAMPIONSHIP COACHES

Paul Bryant (14)	Kentucky (1) 1950; Alabama (13) 1961-64-65-66-71-72-73-74-75-77-78-79-81
Nick Saban (10)	LSU (2) 2001-03; Alabama (8) 2009-12-14-15-16-18-20-21
Johnny Vaught (6)	Ole Miss 1947-54-55-60-62-63
Vince Dooley (6)	Georgia 1966-68-76-80-81-82
Steve Spurrier (6)	Florida 1991-93-94-95-96-2000
Bob Neyland (5)	Tennessee 1938-39-40-46-51
Frank Thomas (4)	Alabama 1933-34-37-45
Wally Butts (4)	Georgia 1942-46-48-59
Pat Dye (4)	Auburn 1983-87-88-89
Bill Alexander (3)	Georgia Tech 1939-43-44
Johnny Majors (3)	Tennessee 1985-89-90
Les Miles (2)	LSU 2007-11
Phillip Fulmer (2)	Tennessee 1997-98
Urban Meyer (2)	Florida 2006-08
Bernie Moore (2)	LSU 1935-36
Bobby Dodd (2)	Georgia Tech 1951-52
Paul Dietzel (2)	LSU 1958-61
Doug Dickey (2)	Tennessee 1967-69
Mark Richt (2)	Georgia 2002-05
Kirby Smart (2)	Georgia 2017-22
Ted Cox (1)	Tulane 1934
Red Dawson (1)	Tulane 1939
Allyn McKeen (1)	Mississippi State 1941
Henry Frnka (1)	Tulane 1949
Red Drew (1)	Alabama 1953
Bowden Wyatt (1)	Tennessee 1956
Ralph Jordan (1)	Auburn 1957
Charlie McClendon (1)	LSU 1970
Fran Curci (1)	Kentucky 1976
Bill Arnsparger (1)	LSU 1986
Mike Archer (1)	LSU 1988
Bill Curry (1)	Alabama 1989
Gene Stallings (1)	Alabama 1992
Mike DuBose (1)	Alabama 1999
Tommy Tuberville (1)	Auburn 2004
Gene Chizik (1)	Auburn 2010
Gus Malzahn (1)	Auburn 2013
Ed Orgeron (1)	LSU 2019



# RECORDS AND RESULTS

## SEC ANNUAL FOOTBALL STANDINGS

Regular-Season Games only reflected in standings from 1933-2001 / \* - Indicates Tie for Conference or Division Title / # - Not Eligible for Title

School.....	1933				Overall		
	Conference			Opp.	W-L-T	Pts.	Opp.
	W-L-T	Pct.	Pts.				
Alabama.....	5-0-1	.917	69	15	7-1-1	130	17
LSU.....	3-0-2	.800	73	20	7-0-3	176	27
Georgia.....	3-1-0	.750	53	33	8-2-0	148	86
Tennessee.....	5-2-0	.714	134	37	7-3-0	176	47
Tulane.....	4-2-1	.643	127	55	6-3-1	160	68
Auburn.....	2-2-0	.500	40	43	5-5-0	133	104
Ole Miss.....	2-2-1	.500	78	66	6-3-2	167	79
Vanderbilt.....	2-2-2	.500	56	74	4-3-3	126	107
Florida.....	2-3-0	.400	58	53	5-3-1	114	53
Kentucky.....	2-3-0	.400	14	87	5-5-0	91	116
Georgia Tech.....	2-5-0	.286	62	55	5-5-0	117	63
Mississippi State.....	1-5-1	.214	39	143	3-6-1	69	149
Sewanee.....	0-6-0	.000	36	158	3-6-0	75	165

School.....	1934				Overall		
	Conference			Opp.	W-L-T	Pts.	Opp.
	W-L-T	Pct.	Pts.				
*Tulane.....	8-0-0	1.000	148	49	9-1-0	195	69
*Alabama.....	7-0-0	1.000	223	32	9-0-0	287	32
Tennessee.....	5-1-0	.833	98	32	8-2-0	175	58
LSU.....	4-2-0	.667	133	41	7-2-2	172	77
Georgia.....	3-2-0	.600	51	33	7-3-0	141	56
Vanderbilt.....	4-3-0	.571	66	94	6-3-0	105	100
Florida.....	2-2-1	.500	52	74	6-3-1	113	110
Ole Miss.....	2-3-1	.417	39	78	4-5-1	114	98
Kentucky.....	1-3-0	.250	30	73	5-5-0	123	86
Auburn.....	1-6-0	.143	37	87	2-8-0	58	107
Sewanee.....	0-4-0	.000	12	105	2-7-0	40	147
Mississippi State.....	0-5-0	.000	6	94	4-6-0	79	126
Georgia Tech.....	0-6-0	.000	42	125	1-9-0	56	187

School.....	1935				Overall		
	Conference			Opp.	W-L-T	Pts.	Opp.
	W-L-T	Pct.	Pts.				
LSU.....	5-0-0	1.000	95	15	9-1-0	221	38
Vanderbilt.....	5-1-0	.833	103	42	7-3-0	179	68
Ole Miss.....	3-1-0	.750	87	26	9-2-0	292	66
Auburn.....	5-2-0	.714	118	39	8-2-0	201	46
Alabama.....	4-2-0	.667	106	48	6-2-1	185	55
Tulane.....	3-3-0	.500	85	97	6-4-0	156	123
Kentucky.....	3-3-0	.500	80	68	5-4-0	167	94
Georgia Tech.....	3-4-0	.429	123	123	5-5-0	162	142
Mississippi State.....	2-3-0	.400	73	63	8-3-0	190	76
Tennessee.....	2-3-0	.400	34	84	4-5-0	98	155
Georgia.....	2-4-0	.333	54	81	6-4-0	169	88
Florida.....	1-6-0	.143	51	134	3-7-0	113	154
Sewanee.....	0-6-0	.000	0	189	2-7-0	15	228

School.....	1936				Overall		
	Conference			Opp.	W-L-T	Pts.	Opp.
	W-L-T	Pct.	Pts.				
LSU.....	6-0-0	1.000	143	13	9-0-1	281	33
Alabama.....	5-0-1	.917	89	29	8-0-1	168	35
Auburn.....	4-1-1	.750	58	44	7-2-2	160	63
Tennessee.....	3-1-2	.667	79	25	6-2-2	147	52
Mississippi State.....	3-2-0	.600	101	25	7-2-1	220	25
Georgia.....	3-3-0	.500	74	133	5-4-1	115	159
Georgia Tech.....	3-3-1	.500	164	63	5-5-1	251	103
Tulane.....	2-3-1	.417	73	91	6-3-1	163	117
Vanderbilt.....	1-3-1	.300	33	59	3-5-1	115	87
Kentucky.....	1-3-0	.250	13	55	6-4-0	179	84
Florida.....	1-5-0	.167	40	98	4-6-0	99	125
Ole Miss.....	0-3-1	.125	12	46	5-5-2	150	98
Sewanee.....	0-5-0	.000	13	211	0-6-1	20	230

School.....	1937				Overall		
	Conference			Opp.	W-L-T	Pts.	Opp.
	W-L-T	Pct.	Pts.				
Alabama.....	6-0-0	1.000	145	20	9-0-0	225	20
LSU.....	5-1-0	.833	108	21	9-1-0	234	27
Auburn.....	4-1-2	.714	95	23	5-2-3	121	36
Vanderbilt.....	4-2-0	.667	80	36	7-2-0	121	42
Mississippi State.....	3-2-0	.600	42	94	5-4-1	119	117
Georgia Tech.....	3-2-1	.583	64	34	6-3-1	177	54
Tennessee.....	4-3-0	.571	130	47	6-3-1	189	47
Florida.....	3-4-0	.429	46	59	4-7-0	86	89
Tulane.....	2-3-1	.417	66	50	5-4-1	164	69
Georgia.....	1-2-2	.400	13	50	6-3-2	151	64
Ole Miss.....	0-4-0	.000	14	68	4-5-1	127	106
Kentucky.....	0-5-0	.000	0	104	4-6-0	93	130
Sewanee.....	0-6-0	.000	7	204	2-7-0	78	213

School.....	1938				Overall		
	Conference			Opp.	W-L-T	Pts.	Opp.
	W-L-T	Pct.	Pts.				
Tennessee.....	7-0-0	1.000	167	9	10-0-0	276	16
Alabama.....	4-1-1	.750	82	33	7-1-1	149	40
Tulane.....	4-1-1	.750	107	9	7-2-1	211	53
Ole Miss.....	3-2-0	.600	85	73	9-2-0	232	120
Georgia Tech.....	2-1-3	.583	47	51	3-4-3	72	84
Vanderbilt.....	4-3-0	.571	54	49	6-3-0	86	49
Florida.....	2-2-1	.500	25	54	4-6-1	112	149
Auburn.....	3-3-1	.500	84	49	4-5-1	110	88
Georgia.....	1-2-1	.375	39	57	5-4-1	145	143
LSU.....	2-4-0	.333	58	83	6-4-0	160	89
Mississippi State.....	1-4-0	.200	41	98	4-6-0	123	131
Kentucky.....	0-4-0	.000	31	105	2-7-0	150	160
Sewanee.....	0-6-0	.000	9	159	1-8-0	59	213

School.....	1939				Overall		
	Conference			Opp.	W-L-T	Pts.	Opp.
	W-L-T	Pct.	Pts.				
Tennessee.....	6-0-0	1.000	120	0	10-0-0	212	0
Georgia Tech.....	6-0-0	1.000	74	25	7-2-0	129	49
Tulane.....	5-0-0	1.000	128	26	8-0-1	181	46
Mississippi State.....	3-2-0	.600	47	32	8-2-0	216	32
Ole Miss.....	2-2-0	.500	40	50	7-2-0	230	64
Kentucky.....	2-2-1	.500	47	58	6-2-1	161	64
Auburn.....	3-3-1	.500	48	40	5-5-1	71	69
Alabama.....	2-3-1	.417	53	47	5-3-1	101	53
Georgia.....	1-3-0	.250	12	35	5-6-0	113	98
LSU.....	1-5-0	.167	58	109	4-5-0	111	116
Vanderbilt.....	1-6-0	.143	57	120	2-7-1	96	165
Florida.....	0-3-1	.125	16	48	5-5-1	78	66
Sewanee.....	0-3-0	.000	7	117	3-5-0	43	150

School.....	1940				Overall		
	Conference			Opp.	W-L-T	Pts.	Opp.
	W-L-T	Pct.	Pts.				
Tennessee.....	5-0-0	1.000	122	12	10-0-0	319	26
Mississippi State.....	4-0-1	.900	88	21	9-0-1	233	51
Ole Miss.....	3-1-0	.750	60	46	9-2-0	251	100
Alabama.....	4-2-0	.667	89	80	7-2-0	166	80
Auburn.....	3-2-1	.583	89	70	6-4-1	170	153
LSU.....	3-3-0	.500	55	82	6-4-0	139	112
Georgia.....	2-3-1	.417	82	106	5-4-1	209	134
Florida.....	2-3-0	.400	48	81	5-5-0	136	141
Kentucky.....	1-2-2	.400	40	79	5-3-2	190	107
Tulane.....	1-3-0	.250	41	60	5-5-0	144	126
Vanderbilt.....	1-5-1	.214	55	91	3-6-1	101	98
Georgia Tech.....	1-5-0	.167	72	93	3-7-0	139	160
Sewanee.....	0-1-0	.000	0	20	3-5-0	132	125

School.....	1941				Overall		
	Conference			Opp.	W-L-T	Pts.	Opp.
	W-L-T	Pct.	Pts.				
Mississippi State.....	4-0-1	.900	40	7	8-1-1	191	55
Tennessee.....	3-1-0	.750	61	29	8-2-0	182	73
Alabama.....	5-2-0	.714	105	51	8-2-0	234	64
Georgia.....	3-1-1	.700	75	44	8-1-1	279	59
Ole Miss.....	2-1-1	.625	47	45	6-2-1	131	67
Vanderbilt.....	3-2-0	.600	81	82	8-2-0	260	89
LSU.....	2-2-2	.500	54	40	4-4-2	119	93
Tulane.....	2-3-0	.400	93	72	5-4-0	220	95
Georgia Tech.....	2-4-0	.333	62	96	3-6-0	82	130
Florida.....	1-3-0	.250	24	42	4-6-0	149	97
Auburn.....	0-4-1	.100	28	88	4-5-1	123	115
Kentucky.....	0-4-0	.000	35	109	5-4-0	151	154

School.....	1942				Overall		
	Conference			Opp.	W-L-T	Pts.	Opp.
	W-L-T	Pct.	Pts.				
Georgia.....	6-1-0	.857	238	56	10-1-0	367	76
Georgia Tech.....	4-1-0	.800	89	48	9-1-0	212	73
Tennessee.....	4-1-0	.800	85	15	8-1-1	245	54
Mississippi State.....	5-2-0	.714	188	62	8-2-0	200	77
Alabama.....	4-2-0	.667	80	41	7-3-0	209	76
LSU.....	3-2-0	.600	62	70	7-3-0	192	117
Auburn.....	3-3-0	.500	79	60	6-4-1	174	133
Vanderbilt.....	2-4-0	.333	61	113	6-4-0	232	113
Florida.....	1-3-0	.250	25	121	3-7-0	106	185
Tulane.....	1-4-0	.200	47	113	4-5-0	121	154
Kentucky.....	0-5-0	.000	19	101	3-6-1	155	154
Ole Miss.....	0-5-0	.000	33	136	2-7-0	132	163



# RECORDS AND RESULTS

1943						
School	Conference			Overall		
	W-L-T	Pct.	Pts.	Opp.	W-L-T	Pts.
Georgia Tech	3-0-0	1.000	123	7	7-3-0	280
Tulane	1-1-0	.500	27	33	3-3-0	92
LSU	2-2-0	.500	68	102	5-3-0	143
Georgia	0-3-0	.000	33	109	6-4-0	264
Vanderbilt	0-0-0	.000	0	0	5-0-0	145

1944						
School	Conference			Overall		
	W-L-T	Pct.	Pts.	Opp.	W-L-T	Pts.
Georgia Tech	4-0-0	1.000	119	13	8-2-0	241
Tennessee	5-0-1	.917	120	27	7-0-1	173
Georgia	4-2-0	.667	121	103	7-3-0	269
Alabama	3-1-2	.667	128	47	5-1-2	246
Mississippi State	3-2-0	.600	73	59	6-2-0	219
LSU	2-3-1	.417	79	80	2-5-1	92
Ole Miss	2-3-0	.400	59	95	2-6-0	77
Tulane	1-2-0	.333	29	72	4-3-0	113
Kentucky	1-5-0	.167	59	134	3-6-0	125
Florida	0-3-0	.000	18	104	4-3-0	106
Auburn	0-4-0	.000	47	118	4-4-0	181
Vanderbilt	0-0-0	.000	0	0	3-0-1	67

1945						
School	Conference			Overall		
	W-L-T	Pct.	Pts.	Opp.	W-L-T	Pts.
Alabama	6-0-0	1.000	265	60	9-0-0	396
Tennessee	3-1-0	.750	100	25	8-1-0	238
LSU	5-2-0	.714	172	80	7-2-0	245
Georgia	4-2-0	.667	164	66	8-2-0	294
Ole Miss	3-3-0	.500	68	112	4-5-0	100
Georgia Tech	2-2-0	.500	68	56	4-6-0	157
Mississippi State	2-3-0	.400	79	96	6-3-0	221
Auburn	2-3-0	.400	46	89	5-5-0	172
Vanderbilt	2-4-0	.333	40	175	3-6-0	71
Florida	1-3-1	.300	32	79	4-5-1	155
Tulane	1-3-1	.300	41	113	2-6-1	93
Kentucky	0-5-0	.000	38	162	2-8-0	96

1946						
School	Conference			Overall		
	W-L-T	Pct.	Pts.	Opp.	W-L-T	Pts.
Georgia	5-0-0	1.000	151	34	10-0-0	372
Tennessee	5-0-0	1.000	57	29	9-1-0	175
LSU	5-1-0	.833	140	101	9-1-0	240
Georgia Tech	4-2-0	.667	128	75	8-2-0	243
Mississippi State	3-2-0	.600	80	44	8-2-0	271
Alabama	4-3-0	.571	85	84	7-4-0	186
Vanderbilt	3-4-0	.429	66	43	5-4-0	108
Kentucky	2-3-0	.400	50	69	7-3-0	233
Tulane	2-4-0	.333	106	110	3-7-0	179
Auburn	1-5-0	.167	53	164	4-6-0	132
Ole Miss	1-6-0	.143	61	130	2-7-0	76
Florida	0-5-0	.000	46	140	0-9-0	104

1947						
School	Conference			Overall		
	W-L-T	Pct.	Pts.	Opp.	W-L-T	Pts.
Ole Miss	6-1-0	.857	157	82	8-2-0	256
Georgia Tech	4-1-0	.800	88	21	9-1-0	220
Alabama	5-2-0	.714	122	61	8-2-0	203
Mississippi State	2-2-0	.500	54	54	7-3-0	169
Georgia	3-3-0	.500	104	81	7-4-0	192
Vanderbilt	3-3-0	.500	72	58	6-4-0	182
Tulane	2-3-2	.429	88	100	2-5-2	94
LSU	2-3-1	.417	95	121	5-3-1	149
Kentucky	2-3-0	.400	53	40	7-3-0	151
Tennessee	2-3-0	.400	38	93	5-5-0	164
Auburn	1-5-0	.167	33	151	2-7-0	78
Florida	0-3-1	.125	33	75	4-5-1	125

1948						
School	Conference			Overall		
	W-L-T	Pct.	Pts.	Opp.	W-L-T	Pts.
Georgia	6-0-0	1.000	175	51	9-1-0	278
Ole Miss	6-1-0	.857	160	73	8-1-0	226
Tulane	5-1-0	.833	124	40	9-1-0	207
Vanderbilt	4-2-1	.643	170	67	8-2-1	328
Georgia Tech	4-3-0	.571	126	62	7-3-0	226
Alabama	4-4-1	.500	153	164	6-4-1	228
Mississippi State	3-3-0	.500	62	59	4-4-1	103
Tennessee	2-3-1	.417	59	77	4-4-2	140
Kentucky	1-3-1	.300	60	96	5-3-2	199
Florida	1-5-0	.167	78	153	7-3-0	206
LSU	1-5-0	.167	52	178	3-7-0	99
Auburn	0-7-0	.000	29	228	1-8-1	68

1949						
School	Conference			Overall		
	W-L-T	Pct.	Pts.	Opp.	W-L-T	Pts.
Tulane	5-1-0	.833	155	61	7-2-1	251
Kentucky	4-1-0	.800	126	6	9-2-0	304
Tennessee	4-1-1	.750	97	64	7-2-1	214
Georgia Tech	5-2-0	.714	134	99	7-3-0	197
LSU	4-2-0	.667	122	53	8-2-0	231
Alabama	4-3-1	.563	145	96	6-3-1	227
Vanderbilt	4-4-0	.500	144	170	5-5-0	177
Auburn	2-4-2	.375	114	168	2-4-3	134
Ole Miss	2-4-0	.333	107	151	4-5-1	246
Florida	1-4-1	.250	86	156	4-5-1	180
Georgia	1-4-1	.250	47	94	4-6-1	177
Mississippi State	0-6-0	.000	25	184	0-8-1	38

1950						
School	Conference			Overall		
	W-L-T	Pct.	Pts.	Opp.	W-L-T	Pts.
Kentucky	5-1-0	.833	157	48	10-1-0	380
Tennessee	4-1-0	.800	99	16	10-1-0	315
Alabama	6-2-0	.750	214	101	9-2-0	328
Tulane	3-1-1	.700	118	66	6-2-1	260
Georgia Tech	4-2-0	.667	89	95	5-6-0	182
Georgia	3-2-1	.583	65	44	6-2-3	158
Mississippi State	3-4-0	.429	95	123	4-5-0	169
LSU	2-3-2	.429	107	88	4-5-2	165
Vanderbilt	3-4-0	.429	128	178	7-4-0	252
Florida	2-4-0	.333	90	137	5-5-0	157
Ole Miss	1-5-0	.167	75	169	5-5-0	207
Auburn	0-7-0	.000	17	189	0-10-0	31

1951						
School	Conference			Overall		
	W-L-T	Pct.	Pts.	Opp.	W-L-T	Pts.
Georgia Tech	7-0-0	1.000	175	41	10-0-1	278
Tennessee	5-0-0	1.000	150	61	10-0-0	373
LSU	4-2-1	.643	63	71	7-3-1	128
Ole Miss	4-2-1	.643	181	130	6-3-1	254
Kentucky	3-3-0	.500	102	68	7-4-0	294
Auburn	3-4-0	.429	101	164	5-5-0	180
Vanderbilt	3-5-0	.375	147	167	6-5-0	201
Alabama	3-5-0	.375	116	140	5-6-0	263
Georgia	2-4-0	.333	73	97	5-5-0	176
Florida	2-4-0	.333	88	96	5-5-0	174
Mississippi State	2-5-0	.286	23	107	4-5-0	82
Tulane	1-5-0	.167	40	117	4-6-0	143

### \*APPOINTED CONFERENCE GAMES

While the SEC rule requiring six football games with member schools was in effect, 16 games with outside schools were appointed to serve as conference games to avoid a violation for the members. The won-lost records of these games are included in the annual conference standings, but the results are not included in the conference point totals.

1954 – Ole Miss vs. Arkansas, 0-6	1965 – Georgia vs. Clemson, 23-9 Tennessee vs. S. Carolina, 24-3	1967 – Georgia vs. Clemson, 24-17 Vanderbilt vs. Tulane, 14-27	1968 – Florida vs. Tulane, 24-3 LSU vs. TCU, 10-7 LSU vs. Tulane, 34-10 Mississippi St. vs. Tex. Tech, 28-28 Vanderbilt vs. Tulane, 21-7
1958 – Ole Miss vs. Houston, 56-7	1966 – Florida vs. Tulane, 31-10 Georgia vs. N. Carolina, 28-3 LSU vs. Tulane, 21-7 Tennessee vs. S. Carolina, 29-17 Vanderbilt vs. Tulane, 12-13		
1964 – Tulane vs. Miami, 0-21 Georgia vs. Clemson, 19-7			



# RECORDS AND RESULTS

## 1952

School	W-L-T	Conference			Overall		
		Pct.	Pts.	Opp.	W-L-T	Pts.	Opp.
Georgia Tech	6-0-0	1.000	124	26	11-0-0	301	52
Tennessee	5-0-1	.917	142	36	8-1-1	259	63
Ole Miss	4-0-2	.833	122	69	8-0-2	237	96
Alabama	4-2-0	.667	121	85	9-2-0	264	133
Georgia	4-3-0	.571	108	131	7-4-0	226	208
Florida	3-3-0	.500	127	84	7-3-0	290	109
Mississippi State	3-4-0	.429	170	172	5-4-0	225	186
Tulane	3-5-0	.375	107	132	5-5-0	188	146
Kentucky	1-3-2	.333	75	121	5-4-2	161	173
LSU	2-5-0	.286	101	138	3-7-0	148	214
Vanderbilt	1-4-1	.250	55	145	3-5-2	151	199
Auburn	0-7-0	.000	75	188	2-8-0	139	208

## 1953

School	W-L-T	Conference			Overall		
		Pct.	Pts.	Opp.	W-L-T	Pts.	Opp.
Alabama	4-0-3	.786	91	51	6-2-3	172	124
Georgia Tech	4-1-1	.750	140	44	8-2-1	246	92
Ole Miss	4-1-1	.750	129	62	7-2-1	236	113
Kentucky	4-1-1	.750	137	89	7-2-1	201	116
Auburn	4-2-1	.643	136	99	7-2-1	257	138
Mississippi State	3-1-3	.643	121	80	5-2-3	196	219
Tennessee	3-2-1	.583	95	80	6-4-1	240	153
LSU	2-3-3	.438	123	138	5-3-3	194	159
Florida	1-3-2	.333	69	79	3-5-2	200	113
Vanderbilt	1-5-0	.167	59	172	3-7-0	131	258
Georgia	1-5-0	.167	71	149	3-8-1	155	250
Tulane	0-7-0	.000	68	196	1-8-1	129	228

## 1954

School	W-L-T	Conference			Overall		
		Pct.	Pts.	Opp.	W-L-T	Pts.	Opp.
*Ole Miss	5-1-0	.833	119	29	9-1-0	283	47
Georgia Tech	6-2-0	.750	145	63	7-3-0	175	91
Florida	5-2-0	.714	94	66	5-5-0	115	128
Kentucky	5-2-0	.714	90	95	7-3-0	151	125
Georgia	3-2-1	.583	40	69	6-3-1	89	89
Auburn	3-3-0	.500	124	54	7-3-0	243	73
Mississippi State	3-3-0	.500	58	47	6-4-0	192	120
Alabama	3-3-2	.500	74	74	4-5-2	123	104
LSU	2-5-0	.286	66	115	5-6-0	125	173
Tulane	1-6-1	.188	26	124	1-6-3	46	144
Vanderbilt	1-5-0	.167	68	91	2-7-0	134	169
Tennessee	1-5-0	.167	39	116	4-6-0	105	164

## 1955

School	W-L-T	Conference			Overall		
		Pct.	Pts.	Opp.	W-L-T	Pts.	Opp.
Ole Miss	5-1-0	.833	135	73	9-1-0	251	97
Auburn	5-1-1	.786	123	92	8-1-1	211	98
Georgia Tech	4-1-1	.750	87	33	8-1-1	182	46
Tennessee	3-2-1	.583	74	57	6-3-1	188	92
Vanderbilt	4-3-0	.571	123	66	7-3-0	215	73
Mississippi State	4-4-0	.500	120	135	6-4-0	173	142
Kentucky	3-3-1	.500	89	108	6-3-1	178	131
Tulane	3-3-1	.500	101	94	5-4-1	163	136
LSU	2-3-1	.417	106	81	3-5-2	139	149
Florida	3-5-0	.375	77	119	4-6-0	111	126
Georgia	2-5-0	.286	91	123	4-6-0	173	170
Alabama	0-7-0	.000	36	181	0-10-0	48	256

## 1956

School	W-L-T	Conference			Overall		
		Pct.	Pts.	Opp.	W-L-T	Pts.	Opp.
Tennessee	6-0-0	1.000	139	28	10-0-0	268	75
Georgia Tech	7-1-0	.875	211	26	9-1-0	227	33
Florida	5-2-0	.714	124	58	6-3-1	158	98
Ole Miss	4-2-0	.667	122	68	7-3-0	207	82
Auburn	4-3-0	.571	108	110	7-3-0	174	117
Kentucky	4-4-0	.500	72	105	6-4-0	119	105
Tulane	3-3-0	.500	56	83	6-4-0	124	123
Vanderbilt	2-5-0	.286	72	91	5-5-0	147	113
Alabama	2-5-0	.286	53	152	2-7-1	85	208
Mississippi State	2-5-0	.286	104	119	4-6-0	148	152
LSU	1-5-0	.167	50	158	3-7-0	104	197
Georgia	1-6-0	.143	30	143	3-6-1	66	162

## 1957

School	W-L-T	Conference			Overall		
		Pct.	Pts.	Opp.	W-L-T	Pts.	Opp.
Auburn	7-0-0	1.000	90	7	10-0-0	207	28
Ole Miss	5-0-1	.917	128	26	8-1-1	232	52
Mississippi State	4-2-1	.643	118	81	6-2-1	175	100
Florida	4-2-1	.643	92	70	6-2-1	133	70
Tennessee	4-3-0	.571	82	62	7-3-0	161	75
Vanderbilt	3-3-1	.500	47	81	5-3-2	113	108
LSU	4-4-0	.500	126	76	5-5-0	159	110
Georgia Tech	3-4-1	.438	62	71	4-4-2	75	71
Georgia	3-4-0	.429	72	71	3-7-0	93	150
Tulane	1-5-0	.167	41	135	2-8-0	94	195
Alabama	1-6-1	.188	40	143	2-7-1	69	173
Kentucky	1-7-0	.125	48	120	3-7-0	128	127

## 1958

School	W-L-T	Conference			Overall		
		Pct.	Pts.	Opp.	W-L-T	Pts.	Opp.
LSU	6-0-0	1.000	138	23	10-0-0	275	53
Auburn	6-0-1	.929	102	40	9-0-1	173	62
*Ole Miss	4-2-0	.667	83	46	8-2-0	215	65
Vanderbilt	2-1-3	.583	45	30	5-2-3	131	71
Tennessee	4-3-0	.571	64	77	4-6-0	77	122
Alabama	3-4-1	.438	63	69	5-4-1	106	75
Kentucky	3-4-1	.438	65	109	5-4-1	136	115
Florida	2-3-1	.417	66	56	6-3-1	171	93
Georgia Tech	2-3-1	.417	53	60	5-4-1	98	91
Georgia	2-4-0	.333	70	64	4-6-0	196	114
Tulane	1-5-0	.167	35	148	3-7-0	195	189
Mississippi State	1-6-0	.143	61	123	3-6-0	127	129

## 1959

School	W-L-T	Conference			Overall		
		Pct.	Pts.	Opp.	W-L-T	Pts.	Opp.
Georgia	7-0-0	1.000	123	53	9-1-0	214	89
LSU	5-1-0	.833	79	23	9-1-0	164	29
Ole Miss	5-1-0	.833	184	21	9-1-0	329	21
Alabama	4-1-2	.714	65	45	7-1-2	95	52
Auburn	4-3-0	.571	90	33	7-3-0	174	58
Vanderbilt	3-2-2	.571	57	79	5-3-2	138	106
Georgia Tech	3-3-0	.500	76	69	6-4-0	129	107
Tennessee	3-4-1	.438	60	111	5-4-1	112	118
Florida	2-4-0	.333	60	62	5-4-1	169	107
Kentucky	1-6-0	.143	45	97	4-6-0	140	107
Tulane	0-5-1	.083	39	143	3-6-1	94	176
Mississippi State	0-7-0	.000	19	161	2-7-0	96	198

## 1960

School	W-L-T	Conference			Overall		
		Pct.	Pts.	Opp.	W-L-T	Pts.	Opp.
Ole Miss	5-0-1	.917	138	37	9-0-1	266	64
Florida	5-1-0	.833	93	57	8-2-0	144	74
Alabama	5-1-1	.786	81	47	8-1-1	180	53
Auburn	5-2-0	.714	68	52	8-2-0	155	80
Tennessee	3-2-2	.571	85	58	6-2-2	209	79
Georgia	4-3-0	.571	88	95	6-4-0	174	118
Georgia Tech	4-4-0	.500	102	78	5-5-0	118	97
LSU	2-3-1	.417	42	37	5-4-1	105	50
Kentucky	2-4-1	.357	79	81	5-4-1	206	81
Tulane	1-4-1	.250	57	84	3-6-1	132	139
Mississippi State	0-5-1	.084	41	96	2-6-1	101	119
Vanderbilt	0-7-0	.000	7	159	3-7-0	74	193

## 1961

School	W-L-T	Conference			Overall		
		Pct.	Pts.	Opp.	W-L-T	Pts.	Opp.
Alabama	7-0-0	1.000	178	15	10-0-0	287	22
LSU	6-0-0	1.000	143	27	9-1-0	234	50
Ole Miss	5-1-0	.833	176	33	9-1-0	326	40
Tennessee	4-3-0	.571	128	114	6-4-0	221	149
Georgia Tech	4-3-0	.571	90	43	7-3-0	162	50
Florida	3-3-0	.500	57	92	4-5-1	97	146
Auburn	3-4-0	.429	94	109	6-4-0	174	137
Kentucky	2-4-0	.333	81	101	5-5-0	138	123
Georgia	2-5-0	.286	60	128	3-7-0	84	177
Mississippi State	1-5-0	.167	34	112	5-5-0	111	135
Tulane	1-5-0	.167	20	175	2-8-0	60	225
Vanderbilt	1-6-0	.143	51	163	2-8-0	95	220

# RECORDS AND RESULTS

1962							
School	Conference			Overall			
	W-L-T	Pct.	Pts.	Opp.	W-L-T	Opp.	
Ole Miss	6-0-0	1.000	117	19	9-0-0	230	40
Alabama	6-1-0	.857	187	27	9-1-0	272	39
LSU	5-1-0	.833	113	25	8-1-1	162	34
Georgia Tech	5-2-0	.714	141	51	7-2-1	201	83
Florida	4-2-0	.667	106	74	6-4-0	204	132
Auburn	4-3-0	.571	88	134	6-3-1	173	168
Georgia	2-3-1	.417	68	123	3-4-3	109	174
Kentucky	2-3-1	.417	32	54	3-5-2	85	101
Mississippi State	2-5-0	.286	60	101	3-6-0	76	132
Tennessee	2-6-0	.250	108	120	4-6-0	179	134
Vanderbilt	1-6-0	.143	34	141	1-9-0	62	215
Tulane	0-7-0	.000	43	228	0-10-0	76	293

1963							
School	Conference			Overall			
	W-L-T	Pct.	Pts.	Opp.	W-L-T	Opp.	
Ole Miss	5-0-1	.917	146	27	7-0-2	207	33
Auburn	6-1-0	.857	119	74	9-1-0	189	103
Alabama	6-2-0	.750	177	63	8-2-0	215	88
Mississippi State	4-1-2	.714	96	65	6-2-2	169	82
LSU	4-2-0	.667	78	57	7-3-0	135	98
Georgia Tech	4-3-0	.571	101	76	7-3-0	173	89
Florida	3-3-1	.500	61	71	6-3-1	130	120
Tennessee	3-5-0	.375	85	108	5-5-0	168	121
Georgia	2-4-0	.333	61	95	4-5-1	133	151
Vanderbilt	0-5-2	.143	23	113	1-7-2	73	146
Kentucky	0-5-1	.083	41	109	3-6-1	142	168
Tulane	0-6-1	.071	23	153	1-8-1	43	191

1964							
School	Conference			Overall			
	W-L-T	Pct.	Pts.	Opp.	W-L-T	Opp.	
Alabama	8-0-0	1.000	188	60	10-0-0	233	67
Georgia	4-2-0	.667	52	59	6-3-1	123	98
Florida	4-2-0	.667	101	64	7-3-0	181	98
Kentucky	4-2-0	.667	95	97	5-5-0	150	194
LSU	4-2-1	.643	83	70	7-2-1	115	79
Auburn	3-3-0	.500	43	65	6-4-0	123	91
Ole Miss	2-4-1	.357	113	104	5-4-1	210	113
Mississippi State	2-5-0	.286	82	102	4-6-0	155	143
Vanderbilt	1-4-1	.250	37	67	3-6-1	79	122
Tennessee	1-5-1	.214	32	87	4-5-1	80	121
*Tulane	1-5-0	.167	31	82	3-7-0	79	147

1965							
School	Conference			Overall			
	W-L-T	Pct.	Pts.	Opp.	W-L-T	Opp.	
Alabama	6-1-1	.813	161	65	8-1-1	217	79
Auburn	4-1-1	.750	113	115	5-4-1	165	162
Florida	4-2-0	.667	126	76	7-3-0	221	129
Tennessee	3-1-2	.667	73	40	7-1-2	193	92
Ole Miss	5-3-0	.625	129	77	6-4-0	166	108
LSU	3-3-0	.500	144	109	7-3-0	251	157
Kentucky	3-3-0	.500	120	90	6-4-0	202	160
Georgia	3-3-0	.500	81	90	6-4-0	186	158
Vanderbilt	1-5-0	.167	40	125	2-7-1	85	180
Tulane	1-5-0	.167	37	192	2-8-0	71	268
Mississippi State	1-5-0	.167	78	123	4-6-0	202	172

1966							
School	Conference			Overall			
	W-L-T	Pct.	Pts.	Opp.	W-L-T	Opp.	
*Alabama	6-0-0	1.000	149	37	10-0-0	267	37
**Georgia	6-0-0	1.000	104	58	9-1-0	211	89
*Florida	5-1-0	.800	109	68	8-2-0	238	135
Ole Miss	5-2-0	.714	116	33	8-2-0	170	46
Tennessee	4-2-0	.667	101	44	7-3-0	222	87
*LSU	3-3-0	.500	54	73	5-4-1	135	124
Kentucky	2-4-0	.333	65	119	3-6-1	107	196
Auburn	1-5-0	.167	60	127	4-6-0	104	162
Mississippi State	0-6-0	.000	45	129	2-8-0	75	176
Vanderbilt	0-6-0	.000	16	131	1-9-0	72	237

1967							
School	Conference			Overall			
	W-L-T	Pct.	Pts.	Opp.	W-L-T	Opp.	
Tennessee	6-0-0	1.000	146	68	9-1-0	259	115
Alabama	5-1-0	.833	96	61	8-1-1	188	111
Florida	4-2-0	.667	123	120	6-4-0	201	161
*Georgia	4-2-0	.667	114	53	7-3-0	250	105
Ole Miss	4-2-1	.643	120	97	6-3-1	174	151
LSU	3-2-1	.583	155	50	6-3-1	248	114
Auburn	3-3-0	.500	126	79	6-4-0	237	123
Kentucky	1-6-0	.143	65	187	2-8-0	111	230
*Vanderbilt	0-6-0	.000	71	143	2-7-1	165	241
Mississippi State	0-6-0	.000	10	168	1-9-0	49	259

1968							
School	Conference			Overall			
	W-L-T	Pct.	Pts.	Opp.	W-L-T	Opp.	
Georgia	5-0-1	.917	173	47	8-0-2	282	98
Tennessee	4-1-1	.750	106	68	8-1-1	248	110
Alabama	4-2-0	.667	108	63	8-2-0	174	104
LSU	4-2-0	.667	64	62	7-3-0	190	144
Auburn	4-2-0	.667	123	75	6-4-0	223	149
*Florida	3-2-1	.583	74	117	6-3-1	151	179
Ole Miss	3-2-1	.583	91	115	6-3-1	178	180
Vanderbilt	2-3-1	.417	40	87	5-4-1	163	147
*Mississippi State	0-4-2	.167	60	114	0-8-2	146	260
Kentucky	0-7-0	.000	59	150	3-7-0	141	206

1969							
School	Conference			Overall			
	W-L-T	Pct.	Pts.	Opp.	W-L-T	Opp.	
Tennessee	5-1-0	.833	174	127	9-1-0	315	165
LSU	4-1-0	.800	162	77	9-1-0	349	91
Auburn	5-2-0	.714	238	123	8-2-0	363	137
Florida	3-1-1	.700	144	112	8-1-1	329	187
Ole Miss	4-2-0	.667	178	105	7-3-0	307	140
Georgia	2-3-1	.417	106	79	5-4-1	212	101
Vanderbilt	2-3-0	.400	11	137	4-6-0	242	264
Alabama	2-4-0	.333	121	175	6-4-0	281	221
Kentucky	1-6-0	.143	61	224	2-8-0	104	295
Mississippi State	0-5-0	.000	95	231	3-7-0	193	385

1970							
School	Conference			Overall			
	W-L-T	Pct.	Pts.	Opp.	W-L-T	Opp.	
LSU	5-0-0	1.000	144	49	9-2-0	277	96
Tennessee	4-1-0	.800	154	49	10-1-0	336	103
Auburn	5-2-0	.800	247	128	8-2-0	355	149
Ole Miss	4-2-0	.667	156	157	7-3-0	285	220
Florida	3-3-0	.500	118	190	7-4-0	224	256
Georgia	3-3-0	.500	131	85	5-5-0	242	153
Alabama	3-4-0	.429	176	151	6-5-0	310	240
Mississippi State	3-4-0	.429	72	189	6-5-0	171	264
Vanderbilt	1-5-0	.167	60	159	4-7-0	201	213
Kentucky	0-7-0	.000	72	173	2-9-0	131	233

1971							
School	Conference			Overall			
	W-L-T	Pct.	Pts.	Opp.	W-L-T	Opp.	
Alabama	7-0-0	1.000	238	45	11-0-0	362	84
Auburn	5-1-0	.833	160	94	9-1-0	313	142
Georgia	5-1-0	.833	200	56	10-1-0	353	112
Ole Miss	4-2-0	.667	147	127	9-2-0	322	204
Tennessee	4-2-0	.667	94	76	9-2-0	256	108
LSU	3-2-0	.600	122	61	8-3-0	320	138
Vanderbilt	1-5-0	.167	70	146	4-6-1	136	208
Florida	1-6-0	.143	79	232	4-7-0	174	298
Kentucky	1-6-0	.143	84	186	3-8-0	144	284
Mississippi State	1-7-0	.125	80	251	2-9-0	120	311

1972							
School	Conference			Overall			
	W-L-T	Pct.	Pts.	Opp.	W-L-T	Opp.	
Alabama	7-1-0	.875	258	97	10-1-0	393	133
Auburn	6-1-0	.857	120	103	9-1-0	185	138
LSU	4-1-1	.750	114	75	9-1-1	235	121
Tennessee	4-2-0	.667	94	44	9-2-0	273	83
Georgia	4-3-0	.571	82	96	7-4-0	174	163
Florida	3-3-1	.500	121	76	5-5-1	218	144
Ole Miss	2-5-0	.286	124	104	5-5-0	192	142
Kentucky	2-5-0	.286	45	141	3-8-0	131	232
Mississippi State	1-6-0	.143	81	202	4-7-0	197	254
Vanderbilt	0-6-0	.000	60	161	3-8-0	129	243

1973							
School	Conference			Overall			
	W-L-T	Pct.	Pts.	Opp.	W-L-T	Opp.	
Alabama	8-0-0	1.000	268	70	11-0-0	454	89
LSU	5-1-0	.833	156	72	9-2-0	258	153
Ole Miss	4-3-0	.571	124	137	6-5-0	202	177
Tennessee	3-3-0	.500	127	136	8-3-0	272	219
Florida	3-4-0	.429	82	141	7-4-0	180	171
Kentucky	3-4-0	.429	148	130	5-6-0	226	196
Georgia	3-4-0	.429	128	114	6-4-1	207	150
Auburn	2-5-0	.286	73	140	6-5-0	153	159
Mississippi State	2-5-0	.286	133	205	4-5-2	219	255
Vanderbilt	1-5-0	.167	87	181	5-6-0	181	262



# RECORDS AND RESULTS

## 1974

School	Conference				Overall		
	W-L-T	Pct.	Pts.	Opp.	W-L-T	Pts.	Opp.
Alabama	6-0-0	1.000	168	50	11-0-0	318	83
Auburn	4-2-0	.667	120	88	9-2-0	260	126
Georgia	4-2-0	.667	155	122	6-5-0	317	264
Kentucky	3-3-0	.500	139	128	6-5-0	248	194
Florida	3-3-0	.500	128	123	8-3-0	251	184
Mississippi State	3-3-0	.500	109	121	8-3-0	301	200
Vanderbilt	2-3-1	.417	122	144	7-3-1	307	193
Tennessee	2-3-1	.417	90	144	6-3-2	204	178
LSU	2-4-0	.333	77	91	5-5-1	202	168
Ole Miss	0-6-0	.000	65	192	3-8-0	135	241

## 1975

School	Conference				Overall		
	W-L-T	Pct.	Pts.	Opp.	W-L-T	Pts.	Opp.
Alabama	6-0-0	1.000	174	40	10-1-0	361	66
Ole Miss	5-1-0	.833	104	78	6-5-0	170	162
Georgia	5-1-0	.833	147	70	9-2-0	289	166
Florida	5-1-0	.833	182	47	9-2-0	302	104
Tennessee	3-3-0	.500	89	110	7-5-0	253	193
Vanderbilt	2-4-0	.333	47	156	7-4-0	119	200
f-LSU	2-4-0	.333	62	128	5-6-0	159	202
f-Auburn	2-4-0	.333	80	138	4-6-1	174	243
Kentucky	0-6-0	.000	59	131	2-8-1	132	188
f-Mississippi State	0-6-0	.000	70	116	2-9-0	165	166

f-Includes forfeit imposed on Miss. St. by NCAA & SEC

## 1976

School	Conference				Overall		
	W-L-T	Pct.	Pts.	Opp.	W-L-T	Pts.	Opp.
*Georgia	5-1-0	.833	183	55	10-1-0	324	118
f-Kentucky	5-1-0	.833	84	61	8-3-0	188	151
Alabama	5-2-0	.714	169	99	8-3-0	291	134
Florida	4-2-0	.667	142	159	8-3-0	314	255
f-Ole Miss	4-3-0	.571	68	142	6-5-0	153	180
f-LSU	3-3-0	.500	138	118	7-3-1	255	149
f-Auburn	3-3-0	.500	93	146	4-7-0	194	267
Tennessee	2-4-0	.333	104	101	6-5-0	237	162
Vanderbilt	0-6-0	.000	47	167	2-9-0	131	282
f-Mississippi State	0-6-0	.000	138	118	0-11-0	269	178

f-Includes forfeit imposed on Miss. St. by NCAA & SEC

## 1977

School	Conference				Overall		
	W-L-T	Pct.	Pts.	Opp.	W-L-T	Pts.	Opp.
Alabama	7-0-0	1.000	209	76	10-1-0	345	133
Kentucky	6-0-0	1.000	152	50	10-1-0	252	111
f-Auburn	5-1-0	.833	131	130	6-5-0	204	243
LSU	4-2-0	.667	135	131	8-3-0	375	196
Florida	3-3-0	.500	108	135	6-4-1	251	235
f-Ole Miss	3-4-0	.429	145	143	6-5-0	208	196
Georgia	2-4-0	.333	79	132	5-6-0	157	191
Tennessee	1-5-0	.167	112	136	4-7-0	229	229
Vanderbilt	0-6-0	.000	67	172	2-9-0	141	276
f-Mississippi State	0-6-0	.000	105	138	0-11-0	193	227

f-Includes forfeit imposed on Mississippi State by NCAA & SEC  
Kentucky was ineligible for the SEC title.

## 1978

School	Conference				Overall		
	W-L-T	Pct.	Pts.	Opp.	W-L-T	Pts.	Opp.
Alabama	6-0-0	1.000	204	97	10-1-0	331	161
Georgia	5-0-1	.917	160	90	9-1-1	268	162
Auburn	3-2-1	.583	129	104	6-4-1	238	191
LSU	3-3-0	.500	126	100	8-3-0	264	173
Tennessee	3-3-0	.500	159	139	5-5-1	251	209
Florida	3-3-0	.500	38	104	4-7-0	249	223
Kentucky	2-4-0	.333	123	104	4-6-1	193	189
Ole Miss	2-4-0	.333	107	154	5-6-0	181	240
Mississippi State	2-4-0	.333	71	137	6-5-0	232	205
Vanderbilt	0-6-0	.000	72	260	2-9-0	164	418

## 1979

School	Conference				Overall		
	W-L-T	Pct.	Pts.	Opp.	W-L-T	Pts.	Opp.
Alabama	6-0-0	1.000	185	45	11-0-0	359	58
Georgia	5-1-0	.833	142	94	6-5-0	206	189
Auburn	4-2-0	.667	153	124	8-3-0	330	238
LSU	4-2-0	.667	106	73	6-5-0	241	141
Tennessee	3-3-0	.500	132	143	7-4-0	289	208
Kentucky	3-3-0	.500	116	79	5-6-0	180	143
Ole Miss	3-3-0	.500	169	123	4-7-0	251	298
Mississippi State	2-4-0	.333	74	92	3-8-0	162	179
Vanderbilt	0-6-0	.000	96	262	1-10-0	179	418
Florida	0-6-0	.000	39	167	0-10-1	106	265

## 1980

School	Conference				Overall		
	W-L-T	Pct.	Pts.	Opp.	W-L-T	Pts.	Opp.
Alabama	6-0-0	1.000	169	78	11-0-0	316	127
Mississippi State	5-1-0	.833	143	104	9-2-0	284	216
^Alabama	5-1-0	.833	178	31	9-2-0	322	96
LSU	4-2-0	.667	138	133	7-4-0	213	193
Florida	4-2-0	.667	102	93	7-4-0	221	166
Tennessee	3-3-0	.500	162	90	5-6-0	256	189
^Ole Miss	2-4-0	.333	101	123	3-8-0	263	266
Kentucky	1-5-0	.167	70	161	3-8-0	167	280
Auburn	0-6-0	.000	87	173	5-6-0	235	238
Vanderbilt	0-6-0	.000	51	215	2-9-0	140	352

^ Alabama-Ole Miss game does not count in standings.

## 1981

School	Conference				Overall		
	W-L-T	Pct.	Pts.	Opp.	W-L-T	Pts.	Opp.
*Georgia	6-0-0	1.000	205	62	11-0-0	352	98
^*Alabama	6-0-0	1.000	150	70	9-1-1	284	137
Mississippi State	4-2-0	.667	122	76	7-4-0	278	137
Florida	3-3-0	.500	145	93	7-4-0	278	140
Tennessee	3-3-0	.500	105	164	7-4-0	216	244
Auburn	2-4-0	.333	87	102	5-6-0	186	166
Kentucky	2-4-0	.333	70	117	3-8-0	186	244
^Ole Miss	1-4-1	.250	101	185	4-6-1	167	284
LSU	1-4-1	.250	84	121	3-7-1	167	281
Vanderbilt	1-5-0	.167	108	188	4-7-0	211	281

^ Alabama-Ole Miss game does not count in standings.

## 1982

School	Conference				Overall		
	W-L-T	Pct.	Pts.	Opp.	W-L-T	Pts.	Opp.
Georgia	6-0-0	1.000	179	73	11-0-0	315	133
LSU	4-1-1	.750	171	92	8-2-1	365	170
Auburn	4-2-0	.667	131	94	8-3-0	241	171
Vanderbilt	4-2-0	.667	135	121	8-3-0	265	206
Tennessee	3-2-1	.583	152	128	6-4-1	259	211
Florida	3-3-0	.500	127	146	8-3-0	272	200
Alabama	3-3-0	.500	146	125	7-4-0	317	201
Mississippi State	2-4-0	.333	122	145	5-6-0	352	244
Ole Miss	0-6-0	.000	69	196	4-7-0	208	262
Kentucky	0-6-0	.000	57	169	0-10-1	96	287

## 1983

School	Conference				Overall		
	W-L-T	Pct.	Pts.	Opp.	W-L-T	Pts.	Opp.
Auburn	6-0-0	1.000	178	96	10-1-0	302	179
Georgia	5-1-0	.833	140	74	9-1-1	264	149
Florida	4-2-0	.667	149	84	8-2-1	290	150
Tennessee	4-2-0	.667	129	114	8-3-0	252	142
Alabama	4-2-0	.667	205	132	7-4-0	338	222
f-Ole Miss	4-2-0	.667	96	147	7-4-0	176	255
Kentucky	2-4-0	.333	87	151	6-4-1	212	217
Mississippi State	1-5-0	.167	118	168	3-8-0	196	279
LSU	0-6-0	.000	112	176	4-7-0	251	253
Vanderbilt	0-6-0	.000	93	165	2-9-0	183	274

f-Includes forfeits imposed on Tulane by NCAA

## 1984

School	Conference				Overall		
	W-L-T	Pct.	Pts.	Opp.	W-L-T	Pts.	Opp.
^Florida	5-0-1	.917	167	83	9-1-1	341	170
LSU	4-1-1	.750	153	117	8-2-1	305	198
Auburn	4-2-0	.667	109	97	8-4-0	338	239
Georgia	4-2-0	.667	153	116	7-4-0	246	213
Kentucky	3-3-0	.500	95	141	8-3-0	273	202
Tennessee	3-3-0	.500	150	146	7-3-1	300	248
Vanderbilt	2-4-0	.333	160	193	5-6-0	276	277
Alabama	2-4-0	.333	117	134	5-6-0	226	208
Ole Miss	1-5-0	.167	115	148	4-6-1	194	203
Mississippi State	1-5-0	.167	85	130	4-7-0	198	230

^ Championship vacated

## 1985

School	Conference				Overall		
	W-L-T	Pct.	Pts.	Opp.	W-L-T	Pts.	Opp.
Tennessee	5-1-0	.833	170	65	8-1-2	290	133
LSU	4-1-1	.750	104	56	9-1-1	220	113
Alabama	4-1-1	.750	157	117	8-2-1	294	178
Georgia	3-2-1	.583	138	87	7-3-1	284	158
Auburn	3-3-0	.500	139	96	8-3-0	328	172
Ole Miss	2-4-0	.333	115	172	4-6-1	210	276
Vanderbilt	1-4-1	.250	78	191	3-7-1	166	308
Kentucky	1-5-0	.167	76	143	5-6-0	194	211
Mississippi State	0-6-0	.000	120	196	5-6-0	257	288
#Florida	5-1-0	.833	105	79	9-1-1	286	162

#Not eligible for championship

# RECORDS AND RESULTS

1986									
School	Conference				Overall				
	W-L-T	Pct.	Pts.	Opp.	W-L-T	Pct.	Pts.	Opp.	
LSU	5-1-0	.833	156	78	9-2-0	.818	291	155	
Auburn	4-2-0	.667	154	78	9-2-0	.818	379	115	
Alabama	4-2-0	.667	184	83	9-3-0	.750	323	157	
Georgia	4-2-0	.667	136	105	8-3-0	.727	285	206	
Ole Miss.	4-2-0	.667	126	83	7-3-1	.683	220	150	
Tennessee	3-3-0	.500	144	156	6-5-0	.556	272	235	
Florida	2-4-0	.333	86	111	6-5-0	.556	223	173	
Mississippi State	2-4-0	.333	55	177	6-5-0	.556	195	275	
Kentucky	2-4-0	.333	91	141	5-5-1	.500	228	207	
Vanderbilt	0-6-0	.000	89	208	1-10-0	.091	193	347	

1987									
School	Conference				Overall				
	W-L-T	Pct.	Pts.	Opp.	W-L-T	Pct.	Pts.	Opp.	
Auburn	5-0-1	.917	172	59	9-1-1	.864	298	116	
LSU	5-1-0	.833	159	91	9-1-1	.864	335	171	
Tennessee	4-1-1	.750	197	142	9-2-1	.792	395	224	
Georgia	4-2-0	.667	157	115	8-3-0	.727	291	187	
Alabama	4-2-0	.667	128	106	7-4-0	.636	244	185	
Florida	3-3-0	.500	114	96	6-5-0	.545	283	158	
Kentucky	1-5-0	.167	123	146	5-6-0	.455	258	185	
Vanderbilt	1-5-0	.167	150	239	4-7-0	.364	286	355	
Mississippi State	1-5-0	.167	82	189	4-7-0	.364	169	259	
Ole Miss.	1-5-0	.167	108	207	3-8-0	.273	223	309	

1988									
School	Conference				Overall				
	W-L-T	Pct.	Pts.	Opp.	W-L-T	Pct.	Pts.	Opp.	
Auburn	6-1-0	.858	148	43	10-1-0	.909	331	79	
LSU	6-1-0	.857	132	87	8-3-0	.727	239	181	
Georgia	5-2-0	.714	193	125	8-3-0	.727	324	185	
Alabama	4-3-0	.571	196	147	8-3-0	.727	288	160	
Florida	4-3-0	.571	99	106	6-5-0	.545	254	175	
Ole Miss.	3-4-0	.429	150	160	5-6-0	.455	221	223	
Tennessee	3-4-0	.429	114	171	5-6-0	.455	212	286	
Kentucky	2-5-0	.286	122	141	5-6-0	.455	217	208	
Vanderbilt	2-5-0	.286	128	178	3-8-0	.273	202	277	
Mississippi State	0-7-0	.000	98	222	1-10-0	.090	172	332	

1989									
School	Conference				Overall				
	W-L-T	Pct.	Pts.	Opp.	W-L-T	Pct.	Pts.	Opp.	
Alabama	6-1-0	.857	219	130	10-1-0	.909	332	184	
Tennessee	6-1-0	.857	194	155	10-1-0	.909	315	190	
Auburn	6-1-0	.857	122	69	9-2-0	.818	253	117	
Florida	4-3-0	.571	145	103	7-4-0	.636	261	168	
Ole Miss.	4-3-0	.571	164	189	7-4-0	.636	267	285	
Georgia	4-3-0	.571	139	109	6-5-0	.545	233	179	
Kentucky	2-5-0	.286	118	174	6-5-0	.545	212	220	
LSU	2-5-0	.286	174	180	4-7-0	.364	295	252	
Mississippi State	1-6-0	.143	89	153	5-6-0	.455	205	207	
Vanderbilt	0-7-0	.000	85	187	1-10-0	.091	162	265	

1990									
School	Conference				Overall				
	W-L-T	Pct.	Pts.	Opp.	W-L-T	Pct.	Pts.	Opp.	
Tennessee	5-1-1	.786	230	106	8-2-2	.750	442	198	
Ole Miss.	5-2-0	.714	140	119	9-2-0	.818	257	191	
Alabama	5-2-0	.714	159	78	7-4-0	.636	253	127	
Auburn	4-2-1	.643	170	132	7-3-1	.682	256	194	
Kentucky	3-4-0	.429	163	214	4-7-0	.364	228	316	
LSU	2-5-0	.286	112	168	5-6-0	.455	183	238	
Georgia	2-5-0	.286	122	187	4-7-0	.364	185	293	
Mississippi State	1-6-0	.143	102	173	5-6-0	.455	207	236	
Vanderbilt	1-6-0	.143	140	266	1-10-0	.091	227	457	
#Florida	6-1-0	.857	221	116	9-2-0	.818	387	171	

# Not eligible for championship

1991									
School	Conference				Overall				
	W-L-T	Pct.	Pts.	Opp.	W-L-T	Pct.	Pts.	Opp.	
Florida	7-0	1.000	226	74	10-1	.909	361	152	
Alabama	6-1	.857	128	101	10-1	.909	294	118	
Tennessee	5-2	.714	190	136	9-2	.818	335	221	
Georgia	4-3	.571	192	163	8-3	.727	312	204	
Mississippi State	4-3	.571	145	119	7-4	.636	276	156	
LSU	3-4	.429	116	157	5-6	.455	248	263	
Vanderbilt	3-4	.429	127	192	5-6	.455	205	267	
Auburn	2-5	.286	128	170	5-6	.455	233	214	
Ole Miss.	1-6	.143	148	189	5-6	.455	242	223	
Kentucky	0-7	.000	113	212	3-8	.273	190	268	

1992									
EASTERN DIVISION					Overall				
School	W-L-T	Pct.	Pts.	Opp.	W-L-T	Pct.	Pts.	Opp.	
Florida	6-2	.750	188	164	8-4	.667	288	274	
Georgia	6-2	.750	231	117	9-2	.818	352	141	
Tennessee	5-3	.625	205	149	8-3	.727	309	173	
South Carolina	3-5	.375	104	194	5-6	.455	160	240	
Kentucky	2-6	.250	136	224	4-7	.364	207	280	
Vanderbilt	2-6	.250	149	193	4-7	.364	224	277	
WESTERN DIVISION					Overall				
School	W-L-T	Pct.	Pts.	Opp.	W-L-T	Pct.	Pts.	Opp.	
Alabama	8-0	1.000	237	78	12-0	1.000	332	109	
Ole Miss.	5-3	.625	165	147	8-3	.727	230	174	
Mississippi State	4-4	.500	131	144	7-4	.636	235	176	
Arkansas	3-4-1	.438	144	153	3-7-1	.318	172	209	
Auburn	2-5-1	.313	132	173	5-5-1	.500	228	205	
LSU	1-7	.125	115	201	2-9	.182	175	261	

SEC Championship Game: Alabama 28, Florida 21

1993									
EASTERN DIVISION					Overall				
School	W-L-T	Pct.	Pts.	Opp.	W-L-T	Pct.	Pts.	Opp.	
Florida	7-1	.875	318	171	10-2	.833	472	237	
Tennessee	7-1	.875	324	115	10-1	.909	471	144	
Kentucky	4-4	.500	158	168	6-5	.545	207	195	
Georgia	2-6	.250	179	218	5-6	.455	328	289	
South Carolina	3-5	.375	114	192	5-6	.455	188	214	
Vanderbilt	2-6	.250	52	264	5-6	.455	137	290	
WESTERN DIVISION					Overall				
School	W-L-T	Pct.	Pts.	Opp.	W-L-T	Pct.	Pts.	Opp.	
Arkansas	4-3-1	.438	131	185	6-4-1	.591	165	208	
LSU	3-5	.375	128	257	5-6	.455	190	308	
Ole Miss.	4-4	.500	155	116	6-5	.545	242	142	
Mississippi State	3-4-1	.438	155	175	4-5-2	.452	241	245	
Auburn	8-0	1.000	228	147	11-0	1.000	353	192	
Alabama	0-8-0	.000	176	110	0-12	.000	316	158	

Includes forfeits imposed on Alabama by NCAA  
SEC Championship Game: Florida 28, Alabama 13

1994									
EASTERN DIVISION					Overall				
School	W-L-T	Pct.	Pts.	Opp.	W-L-T	Pct.	Pts.	Opp.	
Florida	7-1	.875	341	136	10-1-1	.836	521	205	
Tennessee	5-3	.625	261	138	7-4	.875	318	185	
South Carolina	4-4	.500	170	186	6-5	.545	276	255	
Georgia	3-4-1	.438	211	249	6-4-1	.591	351	283	
Vanderbilt	2-6	.333	117	223	5-6	.455	203	277	
Kentucky	0-8	.000	86	311	1-10	.090	149	405	
WESTERN DIVISION					Overall				
School	W-L-T	Pct.	Pts.	Opp.	W-L-T	Pct.	Pts.	Opp.	
Alabama	8-0	1.000	176	120	11-1	.917	281	173	
Mississippi State	5-3	.625	217	203	8-3	.727	349	234	
LSU	3-5	.375	188	208	4-7	.364	268	271	
Arkansas	2-6	.250	136	151	4-7	.364	215	208	
Ole Miss.	2-6	.250	133	185	4-7	.364	246	205	
Auburn	6-1-1	.813	239	166	9-1-1	.864	359	199	

SEC Championship Game: Florida 24, Alabama 23

1995									
EASTERN DIVISION					Overall				
School	W-L-T	Pct.	Pts.	Opp.	W-L-T	Pct.	Pts.	Opp.	
Florida	8-0	1.000	396	136	12-0	1.000	534	201	
Tennessee	7-1	.875	311	207	10-1	.917	411	214	
Georgia	3-5	.375	154	200	6-5	.545	233	247	
South Carolina	2-5-1	.313	239	314	4-6-1	.409	401	387	
Kentucky	2-6	.250	163	186	4-7	.364	223	269	
Vanderbilt	1-7	.125	90	218	2-9	.182	122	281	
WESTERN DIVISION					Overall				
School	W-L-T	Pct.	Pts.	Opp.	W-L-T	Pct.	Pts.	Opp.	
Arkansas	6-2	.750	209	213	8-4	.667	274	263	
Auburn	5-3	.625	276	203	8-3	.727	424	240	
LSU	4-3-1	.563	143	113	6-4-1	.591	279	160	
Mississippi State	1-7	.125	171	284	3-8	.273	261	357	
Alabama	5-3	.625	171	138	8-3	.727	260	188	
Ole Miss.	3-5	.375	99	178	6-5	.545	209	208	

SEC Championship Game: Florida 34, Arkansas 3



# RECORDS AND RESULTS

**1996**

EASTERN DIVISION School.....	Conference				Overall			
	W-L-T	Pct.	Pts.	Opp.	W-L-T	Pct.	Pts.	Opp.
Florida.....	8-0	1.000	376	112	11-1	.917	559	201
Tennessee.....	7-1	.875	275	113	9-2	.818	389	157
South Carolina.....	4-4	.500	171	170	6-5	.545	245	238
Georgia.....	3-5	.375	189	224	5-6	.455	230	257
Kentucky.....	3-5	.375	118	260	4-7	.364	138	322
Vanderbilt.....	0-8	.000	65	198	2-9	.182	122	234
<b>WESTERN DIVISION</b>								
Alabama.....	6-2	.750	204	100	9-3	.750	299	181
LSU.....	6-2	.750	192	145	9-2	.818	325	203
Auburn.....	4-4	.500	247	224	7-4	.636	366	248
Mississippi State.....	3-5	.375	136	181	5-6	.455	249	229
Arkansas.....	2-6	.250	88	202	4-7	.364	174	267
#Ole Miss.....	2-6	.250	96	228	5-6	.455	203	270

SEC Championship Game: Florida 45, Alabama 30

**1997**

EASTERN DIVISION School.....	Conference				Overall			
	W-L-T	Pct.	Pts.	Opp.	W-L-T	Pct.	Pts.	Opp.
Tennessee.....	7-1	.875	255	154	11-1	.917	411	244
Georgia.....	6-2	.750	240	155	9-2	.818	347	189
Florida.....	6-2	.750	274	158	9-2	.818	419	199
South Carolina.....	3-5	.375	178	201	5-6	.455	258	279
Kentucky.....	2-6	.250	212	317	5-6	.455	348	362
Vanderbilt.....	0-8	.000	52	169	3-8	.273	138	204
<b>WESTERN DIVISION</b>								
Auburn.....	6-2	.750	172	159	9-3	.750	319	233
LSU.....	6-2	.750	229	152	8-3	.727	346	179
Ole Miss.....	4-4	.500	145	147	7-4	.636	233	209
Mississippi State.....	4-4	.500	154	167	7-4	.636	226	215
Arkansas.....	2-6	.250	127	224	4-7	.364	181	284
Alabama.....	2-6	.250	157	192	4-7	.364	246	248

SEC Championship Game: Tennessee 30, Auburn 29

**1998**

EASTERN DIVISION School.....	Conference				Overall			
	W-L-T	Pct.	Pts.	Opp.	W-L-T	Pct.	Pts.	Opp.
Tennessee.....	8-0	1.000	271	106	12-0	1.000	408	173
Florida.....	7-1	.875	246	112	9-2	.833	349	155
Georgia.....	6-2	.750	166	156	8-3	.727	257	189
Kentucky.....	4-4	.500	266	281	6-5	.545	417	349
Vanderbilt.....	1-7	.125	66	290	2-9	.182	142	369
South Carolina.....	0-8	.000	129	258	1-10	.091	207	330
<b>WESTERN DIVISION</b>								
Mississippi State.....	6-2	.750	235	140	8-4	.667	349	218
Arkansas.....	6-2	.750	254	139	9-2	.818	359	182
Alabama.....	4-4	.500	153	176	7-4	.636	244	252
Ole Miss.....	3-5	.375	137	188	6-5	.545	245	256
LSU.....	2-6	.250	206	214	4-7	.364	337	279
Auburn.....	1-7	.125	124	193	3-8	.273	166	235

SEC Championship Game: Tennessee 24, Mississippi State 14

**1999**

EASTERN DIVISION School.....	Conference				Overall			
	W-L-T	Pct.	Pts.	Opp.	W-L-T	Pct.	Pts.	Opp.
Florida.....	7-1	.875	226	118	9-3	.750	369	235
Tennessee.....	6-2	.750	251	116	9-2	.818	348	163
Georgia.....	5-3	.625	198	204	7-4	.636	311	282
Kentucky.....	4-4	.500	198	218	6-5	.545	315	323
Vanderbilt.....	2-6	.250	129	211	5-6	.455	252	256
South Carolina.....	0-8	.000	63	216	0-11	.000	87	278
<b>WESTERN DIVISION</b>								
Alabama.....	7-1	.875	210	170	10-2	.833	344	230
Mississippi State.....	6-2	.750	156	121	9-2	.818	238	149
Ole Miss.....	4-4	.500	235	176	7-4	.636	296	203
Arkansas.....	4-4	.500	198	196	7-4	.636	326	208
Auburn.....	2-6	.250	153	188	5-6	.455	233	236
LSU.....	1-7	.125	135	218	3-8	.273	223	259

SEC Championship Game: Alabama 34, Florida 7

**2000**

EASTERN DIVISION School.....	Conference				Overall			
	W-L-T	Pct.	Pts.	Opp.	W-L-T	Pct.	Pts.	Opp.
Florida.....	7-1	.875	318	181	10-2	.833	448	236
Georgia.....	5-3	.625	213	164	7-4	.636	294	198
South Carolina.....	5-3	.625	173	152	7-4	.636	259	174
Tennessee.....	5-3	.625	251	176	8-3	.727	359	212
Vanderbilt.....	1-7	.125	120	223	3-8	.273	193	273
Kentucky.....	0-8	.000	152	300	2-9	.182	254	383
<b>WESTERN DIVISION</b>								
Auburn.....	6-2	.750	178	144	9-3	.750	288	235
LSU.....	5-3	.625	196	195	7-4	.636	292	221
Ole Miss.....	4-4	.500	187	210	7-4	.636	314	280
Mississippi State.....	4-4	.500	225	199	7-4	.636	347	265
Arkansas.....	3-5	.375	136	221	6-5	.545	264	258
Alabama.....	3-5	.375	166	150	3-8	.273	228	246

SEC Championship Game: Florida 28, Auburn 6

**2001**

EASTERN DIVISION School.....	Conference				Overall			
	W-L-T	Pct.	Pts.	Opp.	W-L-T	Pct.	Pts.	Opp.
Tennessee.....	7-1	.875	225	148	10-2	.833	355	234
Florida.....	6-2	.750	341	122	9-2	.818	482	155
South Carolina.....	5-3	.625	189	160	8-3	.727	279	202
Georgia.....	5-3	.625	204	167	8-3	.727	315	208
Kentucky.....	1-7	.125	206	285	2-9	.182	259	367
Vanderbilt.....	0-8	.000	128	315	2-9	.182	226	402
<b>WESTERN DIVISION</b>								
LSU.....	5-3	.625	231	203	9-3	.750	371	268
Auburn.....	5-3	.625	152	193	7-4	.636	244	265
Alabama.....	4-4	.500	203	177	6-5	.545	304	219
Arkansas.....	4-4	.500	208	220	7-4	.636	291	269
Ole Miss.....	4-4	.500	262	262	7-4	.636	391	310
Mississippi State.....	2-6	.250	119	216	3-8	.273	196	288

SEC Championship Game: LSU 31, Tennessee 20

**2002**

EASTERN DIVISION School.....	Conference				Overall			
	W-L-T	Pct.	Pts.	Opp.	W-L-T	Pct.	Pts.	Opp.
Georgia.....	7-1	.875	226	144	13-1	.929	450	212
Florida.....	6-2	.750	191	160	8-5	.615	336	279
Tennessee.....	5-3	.625	182	147	8-5	.615	296	227
South Carolina.....	3-5	.375	108	156	5-7	.417	225	262
Vanderbilt.....	0-8	.000	121	260	2-10	.167	221	368
Kentucky.....	3-5	.375	215	228	7-5	.583	385	301
<b>WESTERN DIVISION</b>								
Arkansas.....	5-3	.625	223	184	9-5	.643	370	277
Auburn.....	5-3	.625	213	150	9-4	.692	388	231
LSU.....	5-3	.625	179	160	8-5	.615	323	238
Ole Miss.....	3-5	.375	175	230	7-6	.538	351	33
Mississippi State.....	0-8	.000	123	265	3-9	.250	227	339
Alabama.....	6-2	.750	227	99	10-3	.769	377	200

SEC Championship Game: Georgia 30, Arkansas 3

**2003**

EASTERN DIVISION School.....	Conference				Overall			
	W-L-T	Pct.	Pts.	Opp.	W-L-T	Pct.	Pts.	Opp.
Georgia.....	6-2	.750	215	102	11-3	.786	371	203
Tennessee.....	6-2	.750	260	170	10-3	.769	365	239
Florida.....	6-2	.750	178	152	8-5	.615	390	271
South Carolina.....	2-6	.250	164	227	5-7	.417	268	314
Vanderbilt.....	1-7	.125	126	261	2-10	.167	235	358
Kentucky.....	1-7	.125	198	244	4-8	.333	328	321
<b>WESTERN DIVISION</b>								
LSU.....	7-1	.875	228	90	13-1	.929	475	154
Ole Miss.....	7-1	.875	218	150	10-3	.769	442	285
Auburn.....	5-3	.625	190	148	8-5	.615	342	212
Arkansas.....	4-4	.500	247	223	9-4	.692	436	305
Mississippi State.....	1-7	.125	93	329	2-10	.167	225	471
Alabama.....	2-6	.250	216	237	4-9	.308	331	333

SEC Championship Game: LSU 34, Georgia 13

**2004**

EASTERN DIVISION School.....	Conference				Overall			
	W-L-T	Pct.	Pts.	Opp.	W-L-T	Pct.	Pts.	Opp.
Tennessee.....	7-1	.875	215	199	10-3	.769	378	295
Georgia.....	6-2	.750	231	133	10-2	.833	335	198
Florida.....	4-4	.500	251	187	7-5	.583	382	253
South Carolina.....	4-4	.500	185	190	6-5	.545	243	229
Kentucky.....	1-7	.125	106	253	2-9	.182	173	341
Vanderbilt.....	1-7	.125	133	213	2-9	.182	212	286
<b>WESTERN DIVISION</b>								
Auburn.....	8-0	1.000	247	96	13-0	1.000	417	147
LSU.....	6-2	.750	220	131	9-3	.750	344	205
Arkansas.....	3-5	.375	196	215	5-6	.455	328	270
Alabama.....	3-5	.375	152	149	6-5	.545	279	169
Ole Miss.....	3-5	.375	142	200	4-7	.364	215	278
Mississippi State.....	2-6	.250	125	237	3-8	.273	173	280

SEC Championship Game: Auburn 38, Tennessee 28

**2005**

EASTERN DIVISION School.....	Conference				Overall			
	W-L-T	Pct.	Pts.	Opp.	W-L-T	Pct.	Pts.	Opp.
Georgia.....	6-2	.750	209	134	10-3	.769	384	213
South Carolina.....	5-3	.625	175	193	7-5	.583	284	279
Florida.....	5-3	.625	205	178	9-3	.750	343	226
Vanderbilt.....	3-5	.375	223	271	5-6	.455	299	321
Tennessee.....	3-5	.375	147	138	5-6	.455	205	205
Kentucky.....	2-6	.250	160	277	3-8	.273	239	375
<b>WESTERN DIVISION</b>								
LSU.....	7-1	.875	214	114	11-2	.846	383	185
Auburn.....	7-1	.875	262	122	9-3	.750	386	186
Alabama.....	6-2	.750	159	87	10-2	.833	263	128
Arkansas.....	2-6	.250	173	169	4-7	.364	283	271
Mississippi State.....	1-7	.125	78	211	3-8	.273	153	259
Ole Miss.....	1-7	.125	97	208	3-8	.273	148	245

SEC Championship Game: Georgia 34, LSU 14

# RECORDS AND RESULTS

2006									
EASTERN DIVISION					WESTERN DIVISION				
School	W-L-T	Pct.	Pts.	Opp.	School	W-L-T	Pct.	Pts.	Opp.
Florida	7-1	.875	178	126	Arkansas	13-1	.929	416	189
Tennessee	5-3	.625	212	172	Auburn	9-4	.692	362	254
Kentucky	4-4	.500	163	207	LSU	8-5	.615	347	369
Georgia	4-4	.500	185	168	South Carolina	9-4	.692	327	229
South Carolina	3-5	.375	147	146	Vanderbilt	8-5	.615	346	243
Vanderbilt	1-7	.125	131	206	Ole Miss.	4-8	.333	264	284
SEC Championship Game: Florida 38, Arkansas 28									

2007									
EASTERN DIVISION					WESTERN DIVISION				
School	W-L-T	Pct.	Pts.	Opp.	School	W-L-T	Pct.	Pts.	Opp.
Tennessee	6-2	.750	243	246	LSU	6-2	.750	220	131
Georgia	6-2	.750	228	171	Alabama	2-6	.250	133	175
Florida	5-3	.625	305	224	Ole Miss.	2-6	.250	133	182
South Carolina	3-5	.375	205	227	Mississippi State	1-7	.125	127	222
Kentucky	3-5	.375	249	276	SEC Championship Game: LSU 21, Tennessee 14				
Vanderbilt	2-6	.250	198	203					

2008									
EASTERN DIVISION					WESTERN DIVISION				
School	W-L-T	Pct.	Pts.	Opp.	School	W-L-T	Pct.	Pts.	Opp.
Florida	7-1	.875	359	100	Arkansas	13-1	.929	611	181
Georgia	6-2	.750	215	214	Auburn	10-3	.769	409	319
Vanderbilt	4-4	.500	144	174	South Carolina	7-6	.538	249	255
South Carolina	4-4	.500	163	186	Tennessee	7-6	.538	270	274
Tennessee	3-5	.375	129	149	Kentucky	5-7	.417	208	201
Kentucky	2-6	.250	143	238	LSU	7-6	.538	294	279
SEC Championship Game: Florida 31, Alabama 20									

2009									
EASTERN DIVISION					WESTERN DIVISION				
School	W-L-T	Pct.	Pts.	Opp.	School	W-L-T	Pct.	Pts.	Opp.
Florida	8-0	1.000	221	96	Arkansas	13-1	.929	502	174
Tennessee	4-4	.500	199	175	Auburn	7-6	.538	381	289
Georgia	4-4	.500	234	252	South Carolina	8-5	.615	376	337
South Carolina	3-5	.375	144	195	Florida	7-6	.538	268	265
Kentucky	3-5	.375	180	222	Tennessee	7-6	.538	339	295
Vanderbilt	0-8	.000	71	191	Vanderbilt	2-10	.167	196	280
SEC Championship Game: Alabama 32, Florida 13									

2010									
EASTERN DIVISION					WESTERN DIVISION				
School	SEC	Pct.	Pts.	Opp.	School	SEC	Pct.	Pts.	Opp.
South Carolina	5-3	.625	222	179	Auburn	8-0	1.000	306	224
Florida	4-4	.500	224	186	Arkansas	6-2	.750	291	225
Georgia	3-5	.375	232	200	LSU	6-2	.750	212	165
Tennessee	3-5	.375	179	205	Alabama	5-3	.625	218	143
Kentucky	2-6	.250	214	267	Mississippi State	4-4	.500	151	173
Vanderbilt	1-7	.125	96	271	Ole Miss.	1-7	.125	194	301
SEC Championship Game: Auburn 56, South Carolina 17									

2011									
EASTERN DIVISION					WESTERN DIVISION				
School	SEC	Pct.	Pts.	Opp.	School	SEC	Pct.	Pts.	Opp.
Georgia	7-1	.875	234	145	LSU	8-0	1.000	280	67
South Carolina	6-2	.750	206	135	Alabama	7-1	.875	271	67
Florida	3-5	.375	166	191	Arkansas	6-2	.750	266	197
Vanderbilt	2-6	.250	169	187	Auburn	4-4	.500	160	246
Kentucky	2-6	.250	94	242	Mississippi State	2-6	.250	145	185
Tennessee	1-7	.125	92	222	Ole Miss.	0-8	.000	93	292
SEC Championship Game: LSU 42, Georgia 10									

2012									
EASTERN DIVISION					WESTERN DIVISION				
School	SEC	Pct.	Pts.	Opp.	School	SEC	Pct.	Pts.	Opp.
Georgia	7-1	.875	268	145	Alabama	7-1	.875	303	90
Florida	7-1	.875	207	95	LSU	6-2	.750	180	150
South Carolina	6-2	.750	229	169	Texas A&M	6-2	.750	313	168
Vanderbilt	5-3	.625	177	168	Mississippi State	4-4	.500	202	223
Missouri	2-6	.250	175	264	Ole Miss.	3-5	.375	224	239
Tennessee	1-7	.125	246	320	Arkansas	2-6	.250	157	257
Kentucky	0-8	.000	89	291	Auburn	0-8	.000	81	272
SEC Championship Game: Alabama 32, Georgia 28									

2013														
EASTERN DIVISION					WESTERN DIVISION									
School	SEC	Pct.	Pts.	Opp.	School	SEC	Pct.	Pts.	Opp.					
Missouri	7-1	.875	283	149	Arkansas	13-1	.929	611	181					
South Carolina	6-2	.750	253	178	Auburn	10-3	.769	409	319					
Georgia	5-3	.625	292	254	South Carolina	7-6	.538	249	255					
Vanderbilt	4-4	.500	213	241	Tennessee	7-6	.538	270	274					
Florida	3-5	.375	159	163	Kentucky	5-7	.417	208	201					
Tennessee	2-6	.250	144	245	LSU	7-6	.538	294	279					
Kentucky	0-8	.000	118	291	SEC Championship Game: Auburn 59, Missouri 42									

2014									
EASTERN DIVISION					WESTERN DIVISION				
School	SEC	Pct.	Pts.	Opp.	School	SEC	Pct.	Pts.	Opp.
Missouri	7-1	.875	191	153	Alabama	7-1	.875	266	154
Georgia	6-2	.750	310	195	Mississippi State	6-2	.750	270	180
Florida	4-4	.500	199	206	Ole Miss.	5-3	.625	202	135
Tennessee	3-5	.375	204	217	Auburn	4-4	.500	275	262
South Carolina	3-5	.375	272	294	LSU	4-4	.500	153	166
Kentucky	2-6	.250	183	300	Texas A&M	3-5	.375	223	293
Vanderbilt	0-8	.000	102	283	Arkansas	2-6	.250	165	177
SEC Championship Game: Alabama 42, Missouri 13									



# RECORDS AND RESULTS

## 2015

EASTERN DIVISION				Conference			Overall		
School	SEC	Pct.	PF	PA	Overall	Pct.	PF	PA	
Florida	7-1	.875	189	108	10-4	.714	325	256	
Tennessee	5-3	.625	250	183	9-4	.692	457	260	
Georgia	5-3	.625	183	159	10-3	.769	314	223	
Vanderbilt	2-6	.250	106	184	4-8	.333	182	252	
Kentucky	2-6	.250	140	221	5-7	.417	296	329	
Missouri	1-7	.125	73	149	5-7	.417	163	194	
South Carolina	1-7	.125	161	243	3-9	.250	263	330	

WESTERN DIVISION				Conference			Overall		
School	SEC	Pct.	PF	PA	Overall	Pct.	PF	PA	
Alabama	7-1	.875	252	139	14-1	.933	526	227	
Ole Miss.	6-2	.750	258	210	10-3	.769	531	294	
Arkansas	5-3	.625	275	241	8-5	.615	467	356	
LSU	5-3	.625	212	198	9-3	.750	394	291	
Texas A&M	4-4	.500	161	175	8-5	.615	361	286	
Mississippi State	4-4	.500	210	208	9-4	.692	447	302	
Auburn	2-6	.250	177	229	7-6	.538	357	338	

SEC Championship Game: Alabama 29, Florida 15

## 2016

EASTERN DIVISION				Conference			Overall		
School	SEC	Pct.	PF	PA	Overall	Pct.	PF	PA	
Florida	6-2	.750	196	123	9-4	.692	311	218	
Tennessee	4-4	.500	287	295	9-4	.692	473	375	
Georgia	4-4	.500	167	192	8-5	.615	319	312	
Kentucky	4-4	.500	185	237	7-6	.538	390	407	
South Carolina	3-5	.375	126	168	6-7	.462	270	344	
Vanderbilt	3-5	.375	162	162	6-7	.462	299	312	
Missouri	2-6	.250	181	280	4-8	.333	377	378	

WESTERN DIVISION				Conference			Overall		
School	SEC	Pct.	PF	PA	Overall	Pct.	PF	PA	
Alabama	8-0	1.000	304	118	14-1	.933	582	195	
Auburn	5-3	.625	210	147	8-5	.615	406	222	
LSU	5-3	.625	218	141	8-4	.667	340	189	
Texas A&M	4-4	.500	252	242	8-5	.615	453	319	
Arkansas	3-5	.375	214	298	7-6	.538	394	404	
Mississippi State	3-5	.375	234	272	6-7	.462	395	413	
Ole Miss.	2-6	.250	234	295	5-7	.417	391	408	

SEC Championship Game: Alabama 54, Florida 16

## 2017

EASTERN DIVISION				Conference			Overall		
School	SEC	Pct.	PF	PA	Overall	Pct.	PF	PA	
Georgia	7-1	.875	295	115	13-2	.867	531	246	
South Carolina	5-3	.625	196	162	9-4	.692	315	269	
Kentucky	4-4	.500	217	246	7-6	.538	332	367	
Missouri	4-4	.500	277	270	7-6	.538	488	414	
Florida	3-5	.375	168	222	4-7	.364	243	300	
Vanderbilt	1-7	.125	180	346	5-7	.417	295	376	
Tennessee	0-8	.000	113	278	4-8	.333	238	349	

WESTERN DIVISION				Conference			Overall		
School	SEC	Pct.	PF	PA	Overall	Pct.	PF	PA	
Auburn	7-1	.875	327	152	10-4	.714	474	259	
Alabama	7-1	.875	307	98	13-1	.929	519	167	
LSU	6-2	.750	209	165	9-4	.692	354	246	
Mississippi State	4-4	.500	210	191	9-4	.692	416	272	
Texas A&M	4-4	.500	205	250	7-6	.538	425	399	
Ole Miss.	3-5	.375	236	316	6-6	.500	394	415	
Arkansas	1-7	.125	208	337	4-8	.333	345	434	

SEC Championship Game: Georgia 28, Auburn 7

## 2018

EASTERN DIVISION				Conference			Overall		
School	SEC	Pct.	PF	PA	Overall	Pct.	PF	PA	
Georgia	7-1	.875	276	151	11-3	.786	530	269	
Kentucky	5-3	.625	146	132	10-3	.769	346	219	
Florida	5-3	.625	209	205	10-3	.769	455	260	
South Carolina	4-4	.500	230	243	7-6	.538	391	354	
Missouri	4-4	.500	247	196	8-5	.615	476	331	
Vanderbilt	3-5	.375	208	235	6-7	.462	370	346	
Tennessee	2-6	.250	162	289	5-7	.417	273	335	

WESTERN DIVISION				Conference			Overall		
School	SEC	Pct.	PF	PA	Overall	Pct.	PF	PA	
Alabama	8-0	1.000	374	113	14-1	.933	684	271	
Texas A&M	5-3	.625	242	251	9-4	.692	468	329	
LSU	5-3	.625	237	203	10-3	.769	421	283	
Mississippi State	4-4	.500	154	115	8-5	.615	371	171	
Auburn	3-5	.375	178	197	8-5	.615	402	249	
Ole Miss.	1-7	.125	176	328	5-7	.417	407	434	
Arkansas	0-8	.000	138	319	2-10	.167	260	417	

SEC Championship Game: Alabama 35, Georgia 28

## 2019

EASTERN DIVISION				Conference			Overall		
School	SEC	Pct.	PF	PA	Overall	Pct.	PF	PA	
Georgia	7-1	.875	202	84	12-2	.857	431	176	
Florida	6-2	.750	249	136	11-2	.846	432	201	
Tennessee	5-3	.625	160	186	8-5	.615	314	282	
South Carolina	3-5	.375	159	221	4-8	.333	269	313	
Kentucky	3-5	.375	145	160	8-5	.615	353	251	
Missouri	3-5	.375	143	179	6-6	.500	304	233	
Vanderbilt	1-7	.125	102	287	3-9	.250	198	381	

WESTERN DIVISION				Conference			Overall		
School	SEC	Pct.	PF	PA	Overall	Pct.	PF	PA	
LSU	8-0	1.000	377	204	15-0	1.000	726	328	
Alabama	6-2	.750	360	203	11-2	.846	614	242	
Auburn	5-3	.625	250	180	9-4	.692	432	254	
Texas A&M	4-4	.500	202	224	8-5	.615	384	293	
Mississippi State	3-5	.375	186	256	6-7	.462	359	375	
Ole Miss.	2-6	.250	208	243	4-8	.333	319	318	
Arkansas	0-8	.000	139	319	2-10	.167	257	442	

SEC Championship Game: LSU 37, Georgia 10

## 2020

EASTERN DIVISION				Conference			Overall		
School	SEC	Pct.	PF	PA	Overall	Pct.	PF	PA	
Florida	8-2	.800	412	263	8-4	.667	478	370	
Georgia	7-2	.778	299	179	8-2	.800	323	200	
Missouri	5-5	.500	267	323	5-5	.500	267	323	
Kentucky	4-6	.400	217	264	5-6	.455	240	285	
Tennessee	3-7	.300	215	301	3-7	.300	215	301	
South Carolina	2-8	.200	235	360	2-8	.200	200	360	
Vanderbilt	0-9	.000	133	336	0-9	.000	133	336	

WESTERN DIVISION				Conference			Overall		
School	SEC	Pct.	PF	PA	Overall	Pct.	PF	PA	
Alabama	10-0	1.000	495	168	13-0	1.000	630	252	
Texas A&M	8-1	.889	285	190	9-1	.900	326	217	
Auburn	6-4	.600	257	237	6-5	.545	276	272	
LSU	5-5	.500	320	349	5-5	.500	320	349	
Ole Miss.	4-5	.444	366	363	5-5	.500	392	383	
Arkansas	3-7	.300	257	349	3-7	.300	257	349	
Mississippi State	3-7	.300	207	283	4-7	.364	235	309	

SEC Championship Game: Alabama 52, Florida 46

## 2021

EASTERN DIVISION				Conference			Overall		
School	SEC	Pct.	PF	PA	Overall	Pct.	PF	PA	
Georgia	8-0	1.000	321	66	14-1	.933	579	153	
Kentucky	5-3	.625	219	195	10-3	.769	420	282	
Tennessee	4-4	.500	278	269	7-6	.538	511	378	
Missouri	3-5	.375	181	288	6-7	.462	378	440	
South Carolina	3-5	.375	167	230	7-6	.538	294	312	
Florida	2-6	.250	211	212	6-7	.462	399	348	
Vanderbilt	0-8	.000	109	323	2-10	.167	189	430	

WESTERN DIVISION				Conference			Overall		
School	SEC	Pct.	PF	PA	Overall	Pct.	PF	PA	
Alabama	7-1	.875	298	195	13-2	.867	598	302	
Ole Miss.	6-2	.750	246	224	10-3	.769	438	321	
Arkansas	4-4	.500	210	237	9-4	.692	402	298	
Mississippi State	4-4	.500	228	218	7-6	.538	378	337	
Texas A&M	4-4	.500	25	171	8-4	.667	352	191	
Auburn	3-5	.375	179	204	6-7	.462	368	283	
LSU	3-5	.375	188	224	6-7	.462	345	346	

SEC Championship Game: Alabama 41, Georgia 24

## 2022

EASTERN DIVISION				Conference			Overall		
School	SEC	Pct.	PF	PA	Overall	Pct.	PF	PA	
Georgia	8-0	1.000	301	97	15-0	1.000	616	214	
Tennessee	6-2	.750	347	215	11-2	.846	599	296	
South Carolina	4-4	.500	208	256	8-5	.615	418	375	
Kentucky	3-5	.375	140	180	7-6	.538	265	250	
Florida	3-5	.375	231	229	6-7	.462	384	375	
Missouri	3-5	.375	163	205	6-7	.462	323	327	
Vanderbilt	2-6	.250	127	318	5-7	.417	295	432	

WESTERN DIVISION				Conference			Overall		
School	SEC	Pct.	PF	PA	Overall	Pct.	PF	PA	
LSU	6-2	.750	223	207	10-4	.714	483	315	
Alabama	6-2	.750	317	190	11-2	.846	534	236	
Mississippi State	4-4	.500	203	229	9-4	.692	411	300	
Ole Miss.	4-4	.500	246	250	8-5	.615	435	332	
Arkansas	3-5	.375	228	238	7-6	.538	423	398	
Auburn	2-6	.250	178	264	5-7	.417	297	354	
Texas A&M	2-6	.250	191	225	5-7	.417	273	254	

SEC Championship Game: Georgia 50, LSU 30



# RECORDS AND RESULTS

## NATIONAL STATISTICAL CHAMPIONS

### TEAM CHAMPIONS

SCORING DEFENSE	
1939	Tennessee (0.0 ppg)
1940	Tennessee (2.6 ppg)
1949	Kentucky (4.8 ppg)
1955	Georgia Tech (4.6 ppg)
1956	Georgia Tech (3.3 ppg)
1957	Auburn (2.8 ppg)
1959	Ole Miss (2.1 ppg)
1960	LSU (5.0 ppg)
1961	Alabama (2.2 ppg)
1962	LSU (3.4 ppg)
1963	Ole Miss (3.7 ppg)
1966	Alabama (3.7 ppg)
1968	Georgia (9.8 ppg)
1975	Alabama (6.0 ppg)
1979	Alabama (5.3 ppg)
1988	Auburn (7.2 ppg)
2003	LSU (11.0 ppg)
2004	Auburn (11.3 ppg)
2005	Alabama (10.7 ppg)
2011	Alabama (8.15 ppg)
2012	Alabama (10.93 ppg)
2014	Ole Miss (16.0 ppg)
2016	Alabama (13.0 ppg)
2017	Alabama (11.9 ppg)
2019	Georgia (12.6 ppg)
2021	Georgia (10.2 ppg)

RUSHING DEFENSE	
1945	Alabama (33.9 ypg)
1957	Auburn (67.4 ypg)
1958	Auburn (79.6 ypg)
1963	Ole Miss (77.3 ypg)
1969	LSU (38.9 ypg)
1970	LSU (52.2 ypg)
1988	Auburn (63.2 ypg)
1992	Alabama (55.0 ypg)
1999	Mississippi State (66.9 ypg)
2011	Alabama (72.15 ypg)
2012	Alabama (76.36 ypg)
2015	Alabama (75.7 ypg)
2016	Alabama (63.9 ypg)
2017	Alabama (94.7 ypg)

2019	Georgia (74.6 ypg)
2020	Georgia (72.3 ypg)
2022	Georgia (77.1 ypg)

TOTAL DEFENSE	
1938	Alabama (77.9 ypg)
1945	Alabama (109.9 ypg)
1948	Georgia Tech (151.3 ypg)
1949	Kentucky (153.8 ypg)
1952	Tennessee (166.7 ypg)
1954	Ole Miss (172.3 ypg)
1957	Auburn (133.0 ypg)
1958	Auburn (157.5 ypg)
1961	Alabama (132.6 ypg)
1962	Ole Miss (142.2 ypg)
1964	Auburn (164.7 ypg)
1988	Auburn (218.1 ypg)
1992	Alabama (194.2 ypg)
1993	Ole Miss (234.6 ypg)
1999	Mississippi State (222.5 ypg)
2003	LSU (252.0 ypg)
2011	Alabama (183.62 ypg)
2012	Alabama (250.00 ypg)
2017	Alabama 260.4 ypg)
2018	Mississippi State (263.1 ypg)

PASSING DEFENSE	
1950	Tennessee (67.5 ypg)
1953	Alabama (45.6 ypg)
1954	Florida (42.0 ypg)
1957	Georgia Tech (33.4 ypg)
1959	Alabama (45.7 ypg)
1972	Vanderbilt (80.3 ypg)
1990	Alabama (82.47 ypg)
2004	Alabama (113.1 ypg)
2011	Alabama (111.46 ypg)
2015	Georgia (156.5 ypg)
2022	Texas A&M (156.2 ypg)

SCORING OFFENSE	
1946	Georgia (37.2 ppg)
1996	Florida (46.6 ppg)
2019	LSU (48.4 ppg)
2022	Tennessee (46.1 ppg)

TOTAL OFFENSE	
1942	Georgia (429.5 ypg)
1961	Ole Miss (418.7 ypg)
2019	LSU (568.5 ypg)
2022	Tennessee (525.5 ypg)

PASSING OFFENSE	
1970	Auburn (288.5 ypg)
1994	Georgia (338.3 ypg)
2001	Florida (405.2 ypg)
2020	Florida (378.6 ypg)

RUSHING OFFENSE	
2013	Auburn (328.3 ypg)

PUNT RETURNS	
1991	Alabama (16.8 ypa)
2006	Kentucky (20.4 ypa)
2009	LSU (18.85 ypa)
2015	Texas A&M (19.68 ypa)
2016	Texas A&M (25.36 ypa)
2019	Alabama (24.1 ypa)

KICKOFF RETURNS	
2005	Arkansas (29.2 ypa)
2015	Tennessee (33.4 ypa)
2022	Mississippi State (27.83 ypa)

PASS EFFICIENCY	
2001	Florida (170.1 rating)
2009	Florida (167.31 rating)
2010	Auburn (180.6 rating)
2012	Alabama (174.32 rating)
2018	Alabama (197.34 rating)
2020	Alabama (198.99 rating)

NET PUNTING	
1997	LSU (43.26 avg.)
2009	Georgia (41.95 avg.)
2013	Alabama (42.43 avg.)
2014	Alabama (44.67 avg.)
2018	Texas A&M (44.74 avg.)
2019	Kentucky (44.5 avg.)

### INDIVIDUAL CHAMPIONS

TOTAL OFFENSE	
Frank Sinkwich, Georgia, 1942 (2,187 yards)	
Travis Tidwell, Auburn, 1946 (1,715 yards)	
Pat Sullivan, Auburn, 1970 (285.6 ypg)	
Rex Grossman, Florida, 2001 (354.9 ypg)	
Johnny Manziel, Texas A&M, 2012 (393.54 ypg)	
Matt Corral, Ole Miss, 2020 (384.3 ypg)	

RUSHING	
Frank Sinkwich, Georgia, 1941 (1,103 yards)	
John Dottle, Ole Miss, 1949 (1,312 yards)	
Derrick Henry, Alabama, 2015 (2,219 yards)	

RUSHING YARDS PER GAME	
Leonard Fournette, LSU, 2015 (162.8)	

PASSING	
Johnny Cook, Georgia, 1943 (73-157; 1,005 yards)	
Travis Tidwell, Auburn, 1946 (79-158; 943 yards)	
Charley Conerly, Ole Miss, 1947 (133-233; 1,367 yards)	
Joe Burrow, LSU, 2019 (402-527; 5,671 yards)	
Mac Jones, Alabama, 2020 (311-402; 4,500 yards)	

PASSING EFFICIENCY	
Charlie Conerly, Ole Miss, 1947 (125.8)	
Babe Parilli, Kentucky, 1951 (130.8)	
Steve Sloan, Alabama, 1965 (153.8)	
Dewey Warren, Tennessee, 1966 (142.2)	
Danny Wuerffel, Florida, 1995 (178.4)	
Rex Grossman, Florida, 2001 (170.8)	
Tim Tebow, Florida, 2009 (164.17)	

A.J. McCarron, Alabama, 2012 (175.28)
Tua Tagovailoa, Alabama, 2018 (199.4)
Joe Burrow, LSU, 2019 (202.0)
Mac Jones, Alabama, 2020 (203.1)

RECEPTIONS PER GAME	
Ken Kavanaugh, LSU, 1939 (30 for 467)	
Reid Moseley, Georgia, 1944 (32 for 506)	
Reid Moseley, Georgia, 1945 (31 for 662)	
Barney Poole, Ole Miss, 1947 (52 for 513)	
John Carson, Georgia, 1953 (45 for 663)	
Bob Goodridge, Vanderbilt, 1967 (79 for 1,114)	
Keith Edwards, Vanderbilt, 1983 (97 for 909)	
Elijah Moore, Ole Miss, 2020 (86 for 1,193)	

RECEIVING YARDS PER GAME	
Josh Reed, LSU, 2001 (94 for 1,740)	
Elijah Moore, Ole Miss, 2000 (86 for 1,193)	

SCORING	
Parker Hall, Ole Miss, 1938 (73 pts.; 11 TDs, 7 PATs)	
Steve Van Buren, LSU, 1943 (98 pts.; 14 TDs, 14 PATs)	
Jackie Parker, Mississippi State, 1952 (120 pts.; 16 TDs, 24 PATs)	
Garrison Hearst, Georgia, 1992 (126 pts.; 21 TDs)	
Shaun Alexander, Alabama, 1999 (144 pts.; 24 TDs)	

INTERCEPTIONS	
Bobby Wilson, Ole Miss, 1949 (10 for 70 yards)	
Hootie Ingram, Alabama, 1952 (10 for 63 yards)	
Jeff Hipp, Georgia, 1980 (8 for 104)*	

Terry Hoage, Georgia, 1982 (12 for 51)
Chris White, Tennessee, 1985 (9 for 168)*
Deon Grant, Tennessee, 1999 (9 for 167 yards)*
Eric Berry, Tennessee, 2008 (7 for 265 yards)

PUNTING	
Bobby Cifers, Tennessee, 1942 (42.9 average)	
Zeke Bratowski, Georgia, 1953 (42.6 average)	
Don Chandler, Florida, 1955 (44.3 average)	
Bobby Walden, Georgia, 1958 (45.3 average)	
Frank Lambert, Ole Miss, 1964 (44.1 average)	
Ron Widby, Tennessee, 1967 (43.8 average)	
Jim Miller, Ole Miss, 1977 (45.9 average)	
Ricky Anderson, Vanderbilt, 1984 (48.2 average)	
Bill Marinangel, Vanderbilt, 1996 (46.57 average)	
Chad Kessler, LSU, 1997 (50.3 average)	
Drew Butler, Georgia, 2009 (48.05 average)	
Tyler Campbell, Ole Miss, 2010 (46.4 average)	
JK Scott, Alabama, 2014 (48.0 average)	
Johnny Townsend, Florida, 2016 (47.9 average)	
Johnny Townsend, Florida, 2017 (47.5 average)	
Braden Mann, Texas A&M, 2018 (51.0 average)	
Max Duffy, Kentucky, 2019 (48.1 average)	

PUNT RETURNS	
Junie Hovious, Ole Miss, 1940 (15.1 ypr)	
Harry Gilmer, Alabama, 1946 (11.8 ypr)	
Lee Nalley, Vanderbilt, 1948 (18.4 ypr)	
Lee Nalley, Vanderbilt, 1949 (14.2 ypr)	
Bill Stacy, Mississippi State, 1956 (12.1 ypr)	



# RECORDS AND RESULTS

## INDIVIDUAL CHAMPIONS (CONT.)

Scott Woerner, Georgia, 1980 (15.7 ypr)  
 Glen Young, Mississippi State, 1981 (16.2 ypr)  
 Lionel James, Auburn, 1982 (15.8 ypr)  
 Ricky Nattiel, Florida, 1984 (15.7 ypr)  
 Skyler Green, LSU, 2003 (18.5 ypr)  
 Cameron Sutton, Tennessee, 2015 (18.7 ypr)  
 Jaylen Waddle, Alabama, 2019 (24.4 ypr)

### KICKOFF RETURNS

Max McGee, Tulane, 1953 (21.8 ypr)  
 Dan Bland, Mississippi State, 1964 (27.9 ypr)  
 Marcus Rhoden, Mississippi State, 1966 (22.0 ypr)  
 Dale Carter, Tennessee, 1990 (29.8 ypr)  
 Eric Moulds, Mississippi State, 1994 (32.8 ypr)  
 Evan Berry, Tennessee, 2015 (38.3 ypr)  
 Lideatrick Griffin, Mississippi State, 2022 (32.3 ypr)

### FIELD GOALS PER GAME

Ed Dyas, Auburn, 1960 (13 of 18)  
 Al Woodall, Auburn, 1962 (8 of 20)\*

Billy Lothridge, Ga. Tech, 1963 (12 of 16)  
 Doug Moreau, LSU, 1964 (13 of 20)  
 Kim Braswell, Georgia, 1970 (13 of 17)  
 Kevin Butler, Georgia, 1981 (19 of 26)\*  
 Philip Doyle, Alabama, 1989 (22 of 25, 2.00 FGPG)\*  
 Philip Doyle, Alabama, 1990 (24 of 29, 2.18 FGPG)  
 Michael Proctor, Alabama, 1993 (22 of 29, 1.8 FGPG)  
 Billy Bennett, Georgia, 2003 (31 of 38, 2.21 FGPG)  
 Josh Jasper, LSU, 2010 (28 of 34, 2.15 FGPG)  
 Marshall Morgan, Georgia, 2013 (22 of 24, 2.0 FGPG)

### SCORING (KICKERS)

Hugh Morrow, Alabama, 1945 (46 of 46 PATs)  
 George Jernigan, Georgia, 1946 (47 of 47 PATs)  
 Pepper Rodgers, Ga. Tech, 1952 (48 on 36 PATs, 4 FGs)  
 Paige Cothorn, Ole Miss, 1955 (38 on 20 PATs, 6 FGs)  
 Bob Khayat, Ole Miss, 1958 (34 on 22 PATs, 4 FGs)  
 Bob Khayat, Ole Miss, 1959 (40 on 25 PATs, 5 FGs)  
 Ed Dyas, Auburn, 1960 (51 on 12 PATs, 13 FGs)  
 David Ray, Alabama, 1964 (52 on 23 PATs, 12 FGs)

Cade York, LSU, 2019 (152 on 89 PATs, 21 FGs)

### ALL-PURPOSE RUNNING

Parker Hall, Ole Miss, 1938 (129.1 ypg)

### TOTAL TACKLES

Hunter Hillenmeyer, Vanderbilt, 2002 (168 in 12 games)  
 Kentrell Brothers, Missouri, 2015 (152 in 12 games)  
 Grant Morgan, Arkansas, 2020 (111 in 9 games)

### SOLO TACKLES

Patrick Willis, Ole Miss, 2005 (90 in 10 games)

### TACKLES FOR LOSS

Jarvis Jones, Georgia, 2012 (2.04 per game)  
 Will Anderson, Alabama, 2021 (2.3 per game)

\*-tied for National Championship

## ANNUAL TEAM STATISTICAL LEADERS

### SCORING OFFENSE

Year	School	G	Pts	Avg
1933	LSU	10	176	17.6
	Tennessee	10	176	17.6
1934	Alabama	9	287	31.9
1935	Ole Miss	11	292	26.5
1936	LSU	10	281	28.1
1937	Alabama	9	225	25.0
1938	Tennessee	10	276	27.6
1939	Ole Miss	9	230	25.6
1940	Tennessee	10	319	31.9
1941	Georgia	10	279	27.9
1942	Georgia	11	367	33.4
1943	Georgia Tech	10	280	28.0
1944	Georgia	10	269	26.9
1945	Alabama	9	396	44.0
1946	Georgia	10	372	37.2
1947	Ole Miss	10	256	25.6
1948	Vanderbilt	11	328	29.8
1949	Kentucky	11	304	27.6
1950	Kentucky	11	380	34.5
1951	Tennessee	10	373	37.3
1952	Florida	10	290	29.0
1953	Auburn	10	257	25.7
1954	Ole Miss	10	283	28.3
1955	Ole Miss	10	251	25.1
1956	Tennessee	10	268	26.8
1957	Ole Miss	10	232	23.2
1958	LSU	10	275	27.5
1959	Ole Miss	10	329	32.9
1960	Ole Miss	10	266	26.6
1961	Ole Miss	10	326	32.6
1962	Alabama	10	272	27.2
1963	Ole Miss	9	207	23.0
1964	Alabama	10	233	23.3
1965	LSU	10	251	25.1
1966	Alabama	10	265	26.5
1967	Tennessee	10	259	25.9
1968	Georgia	10	282	28.2
1969	Auburn	10	363	36.3
1970	Auburn	10	355	35.5
1971	Alabama	11	362	32.9
1972	Alabama	11	393	35.7
1973	Alabama	11	454	41.3
1974	Alabama	11	318	28.9
1975	Alabama	11	361	32.8
1976	Georgia	11	324	29.5
1977	LSU	11	375	34.1
1978	Alabama	11	331	30.1
1979	Alabama	11	359	32.6
1980	Alabama	11	322	29.3
1981	Georgia	11	352	32.0
1982	LSU	11	365	33.2
1983	Alabama	11	338	30.7
1984	Florida	11	341	31.0
1985	Auburn	11	328	29.8

1986	Auburn	11	379	34.5
1987	Tennessee	12	395	32.9
1988	Auburn	11	331	30.1
1989	Alabama	11	332	30.2
1990	Tennessee	12	440	36.7
1991	Florida	11	361	32.8
1992	Georgia	11	352	32.0
1993	Tennessee	11	471	42.8
1994	Florida	12	521	43.4
1995	Florida	12	534	44.5
1996	Florida	12	559	46.6
1997	Florida	11	409	37.2
1998	Kentucky	11	417	37.9
1999	Tennessee	11	348	31.6
2000	Florida	12	448	37.3
2001	Florida	11	482	43.8
2002	Georgia	14	450	32.1
2003	Ole Miss	13	442	34.0
2004	Auburn	13	417	32.1
2005	Auburn	12	386	32.2
2006	LSU	13	438	33.7
2007	Florida	13	552	42.5
2008	Florida	14	611	43.6
2009	Arkansas	13	468	36.0
2010	Auburn	14	577	41.2
2011	Arkansas	13	478	36.8
2012	Texas A&M	13	578	44.5
2013	Texas A&M	13	575	44.2
2014	Georgia	13	537	41.3
2015	Ole Miss	13	531	40.8
2016	Alabama	15	582	38.8
2017	Missouri	13	488	37.5
2018	Alabama	15	684	45.6
2019	LSU	15	726	48.4
2020	Alabama	11	547	49.7
2021	Alabama	15	598	39.9
2022	Tennessee	12	599	46.1

### SCORING DEFENSE

Year	School	G	Pts	Avg
1933	Alabama	9	17	1.9
1934	Alabama	9	32	3.6
1935	LSU	10	38	3.8
1936	Mississippi State	10	25	2.5
1937	Alabama	9	20	2.2
1938	Tennessee	10	16	1.6
1939	Tennessee	10	0	0.0
1940	Tennessee	10	26	2.6
1941	Mississippi State	10	55	5.5
1942	Tennessee	10	54	5.4
1943	Georgia Tech	10	124	12.4
1944	Tennessee	9	48	5.3
1945	Alabama	9	66	7.3
1946	Vanderbilt	9	43	4.8
1947	Georgia Tech	10	35	3.5
1948	Tulane	10	60	6.0

1949	Kentucky	11	53	4.8
1950	Tennessee	11	57	5.2
1951	Georgia Tech	11	76	6.9
1952	Georgia Tech	11	52	4.7
1953	Georgia Tech	11	92	8.4
1954	Ole Miss	10	47	4.7
1955	Georgia Tech	10	46	4.6
1956	Georgia Tech	10	33	3.3
1957	Auburn	10	28	2.8
1958	LSU	10	53	5.3
1959	Ole Miss	10	21	2.1
1960	LSU	10	50	5.0
1961	Alabama	10	22	2.2
1962	LSU	10	34	3.4
1963	Ole Miss	9	33	3.7
1964	Alabama	10	67	6.7
1965	Alabama	10	79	7.9
1966	Alabama	10	37	3.7
1967	Georgia	10	105	10.5
1968	Georgia	10	98	9.8
1969	LSU	10	91	9.1
1970	LSU	11	96	8.7
1971	Alabama	11	84	7.6
1972	Tennessee	11	83	7.5
1973	Alabama	11	89	8.1
1974	Alabama	11	83	7.5
1975	Alabama	11	66	6.0
1976	Georgia	11	118	10.7
1977	Kentucky	11	111	10.1
1978	Alabama	11	161	14.6
1979	Alabama	11	58	5.3
1980	Alabama	11	96	8.7
1981	Georgia	11	98	8.9
1982	Georgia	11	133	12.1
1983	Tennessee	11	142	12.9
1984	Florida	11	170	15.5
1985	LSU	11	113	10.3
1986	Auburn	11	115	10.5
1987	Auburn	11	116	10.6
1988	Auburn	11	79	7.2
1989	Auburn	11	117	10.6
1990	Alabama	11	127	11.6
1991	Alabama	11	118	10.7
1992	Alabama	12	109	9.1
1993	Ole Miss	11	142	12.9
1994	Alabama	12	173	14.4
1995	LSU	11	160	14.6
1996	Tennessee	11	157	14.3
1997	LSU	11	179	16.3
1998	Florida	11	155	14.1
1999	Mississippi State	11	149	13.5
2000	South Carolina	11	174	15.8
2001	Florida	11	155	14.1
2002	Georgia	14	212	15.1
2003	LSU	14	154	11.0
2004	Auburn	13	147	11.3
2005	Alabama	12	128	10.7

# RECORDS AND RESULTS

2006	LSU	13	164	12.6
2007	Auburn	13	220	16.9
2008	Florida	14	181	12.9
2009	Alabama	14	164	11.7
2010	Alabama	13	176	13.5
2011	Alabama	13	106	8.2
2012	Alabama	14	153	10.9
2013	Alabama	13	181	13.9
2014	Ole Miss	13	208	16.0
2015	Alabama	15	227	15.1
2016	Alabama	15	195	13.0
2017	Alabama	14	167	11.9
2018	Mississippi State	13	171	13.2
2019	Georgia	14	176	12.6
2020	Alabama	11	214	19.5
2021	Georgia	15	153	10.2
2022	Georgia	15	214	14.3

## RUSHING OFFENSE

Year	School	G	Atts	Yds	Avg
1948	Tulane	10	2393	239.3	
1949	Ole Miss	10	531	2529	252.9
1950	Alabama	11	586	3007	273.4
1951	Tennessee	10	553	3068	306.8
1952	Alabama	11	608	2737	250.6
1953	Auburn	10	467	2255	225.5
1954	Auburn	10	507	2496	249.6
1955	Auburn	10	464	2413	241.3
1956	Auburn	10	515	2760	276.0
1957	Ole Miss	10	582	3063	306.3
1958	Ole Miss	10	503	2096	209.6
1959	Ole Miss	10	528	2394	239.4
1960	Ole Miss	10	475	2283	228.3
1961	Ole Miss	10	472	2362	236.2
1962	Ole Miss	9	467	2153	239.2
1963	LSU	10		2087	208.7
1964	Alabama	10	445	1799	179.9
1965	LSU	10	497	2077	207.7
1966	Georgia	10	515	1953	195.3
1967	LSU	10	554	2361	236.1
1968	Georgia	10	609	1988	198.8
1969	Auburn	10	471	2241	224.1
1970	Tennessee	11	563	2365	215.0
1971	Alabama	11	705	3565	324.1
1972	Alabama	11	704	3332	302.9
1973	Alabama	11	664	4027	366.1
1974	Alabama	11	686	3288	298.9
1975	Florida	11	657	3326	302.4
1976	Georgia	11	693	3075	279.5
1977	LSU	11	674	3352	304.7
1978	Alabama	11	638	3158	287.1
1979	Alabama	11	763	3792	344.7
1980	Alabama	11	632	3381	307.4
1981	Georgia	11	656	3102	282.0
1982	Georgia	11	647	3023	274.8
1983	Auburn	11	600	3231	293.7
1984	Auburn	12	673	3086	257.2
1985	Auburn	11	620	3438	312.5
1986	Alabama	12	585	3167	263.9
1987	Georgia	11	596	3016	274.2
1988	Georgia	11	547	2778	252.5
1989	Tennessee	11	582	2701	245.6
1990	Vanderbilt	11	538	2498	227.1
1991	Alabama	11	557	2772	252.0
1992	Georgia	11	458	2584	234.9
1993	Tennessee	11	442	2621	238.3
1994	Tennessee	11	537	2543	231.2
1995	Auburn	11	413	2158	196.2
1996	LSU	11	488	2322	211.1
1997	LSU	11	521	2823	256.6
1998	Tennessee	12	517	2536	211.3
1999	Tennessee	11	459	2104	191.3
2000	Mississippi State	11	461	2132	193.8
2001	Alabama	11	472	2490	226.4
2002	Arkansas	14	643	3065	218.9
2003	Arkansas	13	626	3145	241.9
2004	LSU	12	506	2326	193.8
2005	Arkansas	11	481	2386	216.9
2006	Arkansas	14	539	3199	228.5
2007	Arkansas	13	625	3725	286.5
2008	Florida	14	545	3236	231.1
2009	Mississippi State	12	555	2731	227.6
2010	Auburn	14	652	3987	284.8
2011	Alabama	13	508	2788	214.5

2012	Texas A&M	13	533	3147	242.1
2013	Auburn	14	729	4596	328.3
2014	Georgia	13	554	3365	258.8
2015	LSU	12	505	3082	256.8
2016	Auburn	13	645	3527	271.3
2017	Georgia	15	348	3876	258.4
2018	Georgia	14	567	3343	238.8
2019	Kentucky	13	573	3624	278.8
2020	Ole Miss	9	427	1959	217.7
2021	Arkansas	13	588	2961	227.8
2022	Ole Miss	13	614	3336	256.6

## PASSING OFFENSE

Year	School	G	Att	Cmp	Yds	Avg
1948	Georgia Tech	10	206	112	1746	174.6
1949	Ole Miss	10	149	67	1335	133.5
1950	Kentucky	11	230	125	1714	155.8
1951	Georgia	10	265	121	1618	161.8
1952	Georgia	11	266	134	1878	170.7
1953	Georgia	11	247	118	1575	143.2
1954	Ole Miss	10	175	81	1554	155.4
1955	Georgia	10	145	66	1156	115.6
1956	Ole Miss	10	173	79	1215	121.5
1957	Vanderbilt	10	134	58	776	77.6
1958	Auburn	10	179	86	1211	121.1
1959	Ole Miss	10	170	81	1295	129.5
1960	Kentucky	10	220	114	1633	163.3
1961	Ole Miss	10	202	109	1827	182.7
1962	Auburn	10	258	122	1512	151.2
1963	Ole Miss	9	191	103	1506	167.3
1964	Kentucky	10	230	114	1609	160.9
1965	Florida	10	309	158	2033	203.3
1966	Florida	10	328	199	2242	224.2
1967	Florida	10	284	149	1954	195.4
1968	Mississippi State	10	342	186	2047	204.7
1969	Florida	10	413	233	3016	301.6
1970	Auburn	10	311	181	2885	288.5
1971	Auburn	10	316	180	2277	227.7
1972	LSU	11	247	125	1701	154.6
1973	Mississippi State	11	238	119	1630	148.2
1974	Vanderbilt	11	212	119	1676	152.4
1975	Tennessee	12	211	102	1686	140.5
1976	Florida	11	191	106	1783	162.1
1977	Vanderbilt	11	283	137	1683	153.0
1978	Mississippi State	11	311	177	2637	239.7
1979	LSU	11	295	137	2061	187.4
1980	Ole Miss	11	295	164	2045	185.9
1981	Vanderbilt	11	476	269	3036	276.0
1982	Vanderbilt	11	454	252	2837	257.9
1983	Vanderbilt	11	519	296	3299	293.7
1984	Vanderbilt	11	437	246	2920	265.5
1985	Florida	11	304	189	2924	265.8
1986	LSU	11	335	207	2623	235.8
1987	LSU	11	311	187	2554	232.2
1988	Vanderbilt	11	370	202	2652	241.1
1989	LSU	11	327	188	2839	258.1
1990	Florida	11	415	246	3197	290.6
1991	Florida	11	390	235	3393	308.5
1992	Florida	12	503	290	3440	286.7
1993	Florida	12	488	284	4072	339.3
1994	Georgia	11	462	276	3721	338.3
1995	Florida	12	457	287	4330	360.8
1996	Florida	12	412	234	4007	333.9
1997	Kentucky	11	562	374	4019	365.4
1998	Kentucky	11	574	414	4534	412.2
1999	Kentucky	11	468	304	3289	299.0
2000	Kentucky	11	564	322	3689	335.4
2001	Florida	11	464	299	4457	405.2
2002	Florida	13	517	295	3519	270.7
2003	Ole Miss	13	449	282	3718	286.0
2004	Florida	12	407	243	3253	271.1
2005	Vanderbilt	11	467	274	3086	280.5
2006	Kentucky	13	436	273	3597	276.7
2007	Kentucky	13	528	331	3743	287.9
2008	Georgia	13	400	246	3610	277.7
2009	Arkansas	13	439	237	3842	295.5
2010	Arkansas	13	465	301	4338	337.7
2011	Arkansas	13	471	299	3909	300.7
2012	Texas A&M	13	492	329	4114	316.5
2013	Texas A&M	13	489	339	4593	353.3
2014	Texas A&M	13	514	332	3971	305.5
2015	Ole Miss	13	489	318	4351	334.7
2016	Ole Miss	12	483	289	3779	314.9
2017	Ole Miss	12	434	281	3941	328.4

## TOTAL OFFENSE

Year	School	G	Plays	Yds	Avg
1948	Georgia Tech	10	658	3549	354.9
1949	Ole Miss	10	680	3864	386.4
1950	Alabama	11	773	4578	416.2
1951	Ole Miss	10	701	3726	372.6
1952	Ole Miss	10	748	3883	388.3
1953	Auburn	10	607	3398	339.8
1954	Ole Miss	10	664	3875	387.5
1955	Ole Miss	10	609	3396	339.6
1956	Auburn	10	670	3749	374.9
1957	Ole Miss	10	666	3562	356.2
1958	Auburn	10	649	3194	319.4
1959	Ole Miss	10	698	3690	369.0
1960	Ole Miss	10	646	3626	362.6
1961	Ole Miss	10	674	4186	418.6
1962	Ole Miss	9	628	3281	364.5
1963	Ole Miss	9		2944	327.1
1964	Alabama	10	620	3129	312.9
1965	Florida	10	719	3376	337.6
1966	Florida	10	714	3611	361.1
1967	Florida	10	799	3673	367.3
1968	Georgia	10	859	3917	391.7
1969	Florida	10	826	4348	434.8
1970	Auburn	10	684	4850	485.0
1971	LSU	11	832	4263	387.5
1972	Alabama	11	832	4501	409.2
1973	Alabama	11	758	5288	480.7
1974	Vanderbilt	11	825	4570	415.5
1975	Florida	11	796	4460	405.5
1976	Florida	11	737	4400	400.0
1977	Alabama	11	821	4584	416.7
1978	Alabama	11	796	4433	403.0
1979	Alabama	11	875	4715	428.6
1980	Ole Miss	11	829	4286	389.6
1981	Georgia	11	865	4912	446.5
1982	Mississippi State	11	771	4642	422.0
1983	Alabama	11	823	4665	424.1
1984	Auburn	12	911	4923	410.2
1985	Auburn	11	808	4594	417.6
1986	Auburn	11	766	4590	417.3
1987	LSU	11	747	4845	440.5
1988	Auburn	11	804	4774	434.0
1989	Alabama	11	888	4778	434.4
1990	Florida	11	855	4978	452.6
1991	Tennessee	11	878	5145	467.7
1992	Georgia	11	732	4954	450.4
1993	Tennessee	11	762	5286	480.6
1994	Georgia	11	753	5135	466.8



# RECORDS AND RESULTS

## RUSHING DEFENSE

Year	School	G	Atts	Yds	Avg
1948	Georgia Tech	10	749	74.9	
1949	Kentucky	11	455	788	71.6
1950	Tulane	9	373	824	91.5
1951	Georgia Tech	11	477	1164	105.8
1952	Georgia Tech	11	473	1175	106.8
1953	LSU	11	481	1567	142.4
1954	Ole Miss	10	374	901	90.1
1955	Auburn	10	405	1078	107.8
1956	Georgia Tech	10	405	1284	128.4
1957	Auburn	10	390	674	67.4
1958	Auburn	10	370	796	79.6
1959	LSU	10		908	90.8
1960	Ole Miss	10	386	881	88.1
1961	Alabama	10		550	55.0
1962	Alabama	10		588	58.8
1963	Ole Miss	9	316	699	77.7
1964	Auburn	10	354	819	81.9
1965	Florida	10	408	884	88.4
1966	Ole Miss	10	408	741	74.1
1967	Alabama	10	411	940	94.0
1968	Alabama	10	401	849	84.9
1969	LSU	10	353	384	38.4
1970	LSU	11	356	574	52.2
1971	Georgia	11	424	1076	97.8
1972	Alabama	11	459	1263	114.8
1973	Alabama	11	487	1536	139.6
1974	Alabama	11	478	1599	145.4
1975	Alabama	11	460	1037	94.3
1976	LSU	11	504	1568	142.5
1977	Kentucky	11	493	1322	120.2
1978	Alabama	11	485	1540	140.0
1979	Alabama	11	393	1121	101.9
1980	Alabama	11	520	1394	126.7
1981	Georgia	11	391	797	72.5
1982	LSU	11	406	1004	91.3
1983	Tennessee	11	433	1231	111.9
1984	Florida	11	406	1336	121.5
1985	Georgia	11	440	1095	99.5
1986	Auburn	11	409	1325	120.5
1987	Auburn	11	437	1380	125.5
1988	Auburn	11	334	695	63.2
1989	Florida	11	397	975	88.6
1990	Florida	11	386	941	85.6
1991	Florida	11	398	1103	100.3
1992	Alabama	12	395	660	55.0
1993	Ole Miss	11	463	1127	102.5
1994	Florida	12	387	1015	84.6
1995	Arkansas	12	424	1251	104.3
1996	Alabama	12	381	1110	92.5
1997	Florida	11	362	778	70.7
1998	Florida	11	393	998	90.7
1999	Mississippi State	11	403	736	66.9
2000	Tennessee	11	338	817	74.3
2001	Tennessee	11	384	1024	85.3
2002	Alabama	13	390	1042	80.2
2003	LSU	14	400	938	67.0
2004	LSU	12	410	1197	99.8
2005	Tennessee	11	356	907	82.5
2006	Florida	14	370	1915	72.5
2007	Florida	13	442	1343	103.3
2008	Alabama	14	391	1038	74.1
2009	Alabama	14	395	1094	78.1
2010	Auburn	14	448	1527	109.1
2011	Alabama	13	386	938	72.2
2012	Alabama	14	440	1069	76.4
2013	Alabama	13	416	1381	106.2
2014	Alabama	14	452	1434	102.4
2015	Alabama	15	468	1136	75.7
2016	Alabama	15	476	959	63.9
2017	Alabama	14	487	1326	94.7
2018	Mississippi State	13	431	1236	95.1
2019	Georgia	14	399	1045	74.6
2020	Georgia	9	275	624	69.3
2021	Georgia	15	463	1183	78.8
2022	Georgia	15	401	1156	77.1

## PASSING DEFENSE

Year	School	G	Att	Cmp	Yds	Avg
1948	Tennessee	10	193	77	748	74.8
1949	Tennessee	10	161	64	752	75.2
1950	Tennessee	11	154	65	652	59.2

1951	Vanderbilt	11	125	53	861	78.2
1952	Tennessee	10	116	44	531	53.1
1953	Tennessee	11	148	59	594	54.0
1954	Alabama	11	122	43	504	45.8
1955	Florida	10	92	37	420	42.0
1956	Ole Miss	10	118	48	506	50.6
1957	Georgia Tech	10	73	31	334	33.4
1958	Alabama	10			600	60.0
1959	Alabama	10			636	63.6
1960	Tennessee	10			538	53.8
1961	Ole Miss	10	149	58	649	64.9
1962	Ole Miss	9	146	60	670	74.4
1963	Ole Miss	9	123	47	522	58.0
1964	Florida	10	150	57	640	64.0
1965	Vanderbilt	10	152	78	849	84.9
1966	Alabama	10	208	86	944	94.4
1967	Georgia	10	214	77	947	94.7
1968	Vanderbilt	10	259	117	1293	129.3
1969	Georgia	10	298	117	1357	135.7
1970	Vanderbilt	11	207	108	1376	125.1
1971	Vanderbilt	11	196	89	1035	94.1
1972	Vanderbilt	11	164	61	883	80.3
1973	Florida	11	165	72	938	85.3
1974	Alabama	11	201	82	822	74.7
1975	Auburn	11	150	73	980	89.1
1976	Vanderbilt	11	155	72	892	81.1
1977	Tennessee	11	179	78	1067	97.0
1978	Vanderbilt	11	177	84	1284	116.7
1979	Alabama	11	218	78	860	78.2
1980	Alabama	11	210	93	1093	99.4
1981	Kentucky	11	236	123	1405	127.7
1982	Mississippi State	11	236	132	1578	143.5
1983	Florida	11	296	156	1663	151.2
1984	Alabama	11	273	138	1573	143.0
1985	Tennessee	11	299	156	1650	150.0
1986	Tennessee	11	203	99	1248	113.5
1987	Florida	11	269	128	1512	137.5
1988	Florida	11	254	121	1360	123.6
1989	Mississippi State	11	288	148	1599	145.4
1990	LSU	11	244	122	1395	126.8
1991	Tennessee	11	244	119	1627	147.9
1992	Alabama	12	330	164	1670	139.2
1993	Alabama	12	310	144	1539	128.3
1994	Ole Miss	11	300	134	1707	155.2
1995	LSU	11	343	158	1907	173.4
1996	Tennessee	11	285	134	1434	130.4
1997	Vanderbilt	11	289	155	1857	168.8
1998	Mississippi State	12	309	157	1986	165.5
1999	Mississippi State	11	331	172	1712	155.6
2000	Arkansas	11	302	143	1683	153.0
2001	Ole Miss	11	275	136	1774	161.3
2002	LSU	13	361	163	1985	152.7
2003	Georgia	14	412	224	2443	174.5
2004	Alabama	12	242	105	1357	113.1
2005	Alabama	12	352	175	1929	160.8
2006	LSU	13	364	172	1894	145.7
2007	South Carolina	12	358	199	2025	168.8
2008	South Carolina	13	328	189	2070	159.2
2009	Florida	14	396	208	2139	152.8
2010	LSU	13	344	196	2208	169.8
2011	Alabama	13	334	164	1449	111.5
2012	Alabama	14	397	217	2431	173.6
2013	Florida	12	319	159	2062	171.8
2014	LSU	13	385	199	2134	164.2
2015	Georgia	13	322	159	1872	144.0
2016	Florida	13	328	148	1931	148.5
2017	Tennessee	13	279	154	1940	161.7
2018	Mississippi State	13	398	220	2184	168.0
2019	Kentucky	13	353	202	2182	167.8
2020	Kentucky	10	316	208	2203	220.3
2021	South Carolina	13	336	196	2350	180.8
2022	Texas A&M	12	327	184	1874	156.2

## TOTAL DEFENSE

Year	School	G	Plays	Yds	Avg
1948	Georgia Tech	10		1513	151.3
1949	Kentucky	11		1692	153.8
1951	Georgia Tech	11	708	2190	199.0
1950	Kentucky	11	674	1895	172.2
1952	Tennessee	10	578	1667	167.7
1953	Georgia Tech	11	655	2384	216.7
1954	Ole Miss	10	536	1723	172.3
1955	Auburn	10	531	1832	183.2
1956	Ole Miss	10	572	1955	195.5

1957	Auburn	10	529	1330	133.0
1958	Auburn	10	521	1575	157.5
1959	LSU	10	559	1432	143.2
1960	Alabama	10	535	1576	157.6
1961	Alabama	10		1321	132.1
1962	Ole Miss	9	446	1280	142.2
1963	Ole Miss	9	439	1221	135.7
1964	Auburn	10	495	1647	164.7
1965	Florida	10	617	2017	201.7
1966	Alabama	10	544	1741	174.1
1967	Georgia	10	647	2126	212.6
1968	Georgia	10	650	2351	235.1
1969	LSU	10	714	2280	228.0
1970	LSU	11	746	2689	244.5
1971	Alabama	11	663	2417	219.7
1972	Alabama	11	674	2334	212.2
1973	Florida	11	743	2656	241.5
1974	Alabama	11	679	2421	202.1
1975	Alabama	11	677	2046	186.0
1976	LSU	11	702	2564	233.1
1977	Kentucky	11	728	2590	235.5
1978	LSU	11	749	3122	283.8
1979	Alabama	11	611	1981	180.1
1980	Alabama	11	730	2487	226.1
1981	Florida	11	784	2826	256.9
1982	LSU	11	704	2707	246.1
1983	Tennessee	11	756	3069	279.0
1984	Florida	11	738	3325	302.3
1985	Florida	11	726	3111	282.8
1986	Ole Miss	11	777	3145	285.9
1987	Florida	11	744	2956	268.7
1988	Auburn	11	667	2399	218.1
1989	Florida	11	698	2661	241.9
1990	Alabama	11	711	2523	229.4
1991	Tennessee	11	676	3154	286.7
1992	Alabama	12	725	2330	194.7
1993	Ole Miss	11	724	2580	234.6
1994	LSU	11	711	3211	291.9
1995	Alabama	11	727	3125	284.1
1996	Tennessee	11	708	2602	236.6
1997	Vanderbilt	11	702	3026	275.1
1998	Florida	11	773	3153	286.6
1999	Mississippi State	11	734	2448	222.5
2000	Arkansas	11	714	3213	292.1
2001	Florida	11	712	3192	290.2
2002	Alabama	13	764	3345	257.3
2003	LSU	14	877	3528	252.0
2004	Alabama	12	726	2946	245.5
2005	Alabama	12	713	3061	255.1
2006	LSU	13	764	3156	242.8
2007	LSU				

# RECORDS AND RESULTS

2002	Kentucky	12	71	44.3	40.1
2003	Ole Miss	13	60	42.9	39.0
2004	Tennessee	13	59	40.5	39.0
2005	LSU	13	63	40.9	39.0
2006	Auburn	13	47	45.7	38.6
2007	Florida	13	37	39.3	38.7
2008	Florida	14	45	43.4	38.1
2009	Georgia	13	56	48.1	41.9
2010	Florida	13	51	44.2	40.9
2011	LSU	14	66	44.1	41.2
2012	Arkansas	12	54	44.7	40.8
2013	Alabama	13	40	46.9	42.4
2014	Alabama	14	55	48.0	44.7
2015	Florida	14	84	44.8	42.1
2016	Arkansas	13	59	44.5	41.8
2017	Tennessee	71	71	46.8	42.3
2018	Texas A&M	13	50	51.0	44.7
2019	Kentucky	13	49	48.1	44.6
2020	Florida	11	25	45.4	43.4
2021	Tennessee	13	49	43.6	42.1
2022	Florida	13	36	46.6	43.4

1999	Tennessee	11	28	662	23.6
2000	Tennessee	11	32	751	23.5
2001	Ole Miss	11	33	805	24.4
2002	LSU	13	38	914	24.1
2003	Ole Miss	13	36	853	23.7
2004	Alabama	12	29	708	24.4
2005	Arkansas	11	33	965	29.2
2006	Auburn	13	36	934	25.9
2007	Tennessee	14	60	1462	24.4
2008	Kentucky	13	44	1161	26.4
2009	Florida	14	40	1055	26.4
2010	Florida	13	53	1392	26.3
2011	Auburn	13	55	1356	24.7
2012	Missouri	12	35	564	24.7
2013	Texas A&M	13	48	1012	21.1
2014	LSU	13	26	695	26.7
2015	Tennessee	13	27	902	33.4
2016	South Carolina	13	32	825	25.8
2017	Ole Miss	12	38	939	24.7
2018	Texas A&M	13	22	549	25.0
2019	Florida	13	8	184	23.0
2020	Georgia	9	18	564	31.3
2021	Texas A&M	12	11	336	30.5
2022	Mississippi State	13	29	807	27.8

1996	LSU	11	25	371	14.8
1997	Tennessee	12	29	388	13.4
1998	Mississippi State	12	32	453	14.2
1999	Kentucky	11	18	248	13.8
2000	Florida	12	30	450	15.0
2001	Georgia	11	29	410	14.1
2002	Kentucky	12	40	625	15.6
2003	LSU	14	46	667	14.5
2004	Georgia	12	29	399	13.8
2005	Kentucky	11	23	395	17.2
2006	Kentucky	13	18	368	20.4
2007	Florida	13	26	392	15.1
2008	Georgia	13	24	422	17.6
2009	LSU	13	27	509	18.9
2010	Arkansas	13	20	311	15.6
2011	Ole Miss	12	14	219	15.6
2012	Missouri	12	28	421	15.0
2013	Auburn	14	32	377	11.8
2014	Auburn	13	17	303	17.8
2015	Texas A&M	13	19	374	19.7
2016	Texas A&M	13	14	355	25.4
2017	Texas A&M	13	14	240	17.1
2018	Georgia	14	22	366	16.6
2019	Alabama	13	22	531	24.1
2020	Alabama	13	17	261	15.4
2021	Tennessee	13	24	284	11.8
2022	Alabama	13	26	435	16.7

## KICKOFF RETURNS

Year	School	G	No	Yds	Avg
1988	Georgia	11	36	867	24.1
1989	Georgia	11	32	760	23.8
1990	Tennessee	12	42	1023	24.4
1991	Florida	11	27	652	24.2
1992	Arkansas	11	29	739	25.5
1993	Tennessee	11	28	661	23.6
1994	Kentucky	11	54	1263	23.4
1995	Tennessee	11	30	752	25.1
1996	Alabama	12	22	532	24.2
1997	Mississippi State	11	36	824	22.9
1998	Alabama	11	35	830	23.7

## PUNT RETURN AVERAGE

Year	School	G	No	Yds	Avg
1988	Georgia	11	31	388	12.5
1989	Kentucky	11	33	398	12.1
1990	Mississippi State	11	24	361	15.0
1991	Alabama	11	29	486	16.8
1992	Vanderbilt	11	21	278	13.2
1993	LSU	11	20	256	12.8
1994	Tennessee	11	34	455	13.4
1995	LSU	11	22	252	11.4

# ANNUAL INDIVIDUAL STATISTICAL LEADERS

## RUSHING (RANKED ON TOTAL YARDS)

Year	Player (School)	Atts	Yds
1948	Eddie Price, Tulane	188	1178
1949	John Dottley, Ole Miss	208	1312
1950	John Dottley, Ole Miss	191	1007
1951	Hank Lauricella, Tennessee	111	881
1952	Bobby Marlow, Alabama	176	950
1953	Jerry Marchand, LSU	137	696
1954	Joe Childress, Auburn	148	836
1955	Fob James, Auburn	123	879
1956	Tommy Lorino, Auburn	82	692
1957	Jimmy Taylor, LSU	162	762
1958	Billy Cannon, LSU	115	686
1959	Charley Flowers, Ole Miss	141	733
1960	Tom Mason, Tulane	120	663
1961	Mike Fracchia, Alabama	130	652
1962	Larry Dupree, Florida	113	604
1963	Jimmy Sidle, Auburn	185	1006
1964	Don Schwab, LSU	160	683
1965	Steve Bowman, Alabama	153	770
1966	Larry Smith, Florida	162	742
1967	Steve Hindman, Ole Miss	215	829
1968	Rich Pickens, Tennessee	133	736
1969	Doug Mathews, Vanderbilt	167	849

### Beginning in 1970, ranked on yards per game

Year	Player (School)	G	Att	Yds	Avg
1970	Johnny Musso, Alabama	11	226	1137	103.4
1971	Johnny Musso, Alabama	10	191	1088	108.8
1972	Terry Henley, Auburn	9	216	843	93.7
1973	Sonny Collins, Kentucky	11	224	1213	110.3
1974	Sonny Collins, Kentucky	9	177	970	107.8
1975	Jimmy DuBose, Florida	11	191	1307	118.8
1976	Terry Robiskie, LSU	11	224	1117	101.5
1977	Charles Alexander, LSU	11	311	1686	153.3
1978	Joe Cribbs, Auburn	10	253	1205	120.5
1979	James Brooks, Auburn	11	163	1208	109.8
1980	Herschel Walker, Georgia	11	274	1616	146.9
1981	Herschel Walker, Georgia	11	385	1891	171.9
1982	Herschel Walker, Georgia	11	335	1752	159.3
1983	Johnnie Jones, Tennessee	10	191	1116	111.6
1984	Johnnie Jones, Tennessee	11	229	1290	117.3

1985	Bo Jackson, Auburn	11	278	1786	162.4
1986	Brent Fullwood, Auburn	11	167	1391	126.5
1987	Emmitt Smith, Florida	11	229	1341	121.9
1988	Tim Worley, Georgia	11	191	1216	110.5
1989	Emmitt Smith, Florida	11	284	1599	145.4
1990	Tony Thompson, Tennessee	11	219	1261	105.1
1991	Errict Rhett, Florida	11	224	1109	100.8
1992	Garrison Hearst, Georgia	11	228	1547	140.6
1993	James Bostic, Auburn	11	199	1205	109.6
1994	Stephen Davis, Auburn	11	221	1263	114.8
1995	Moe Williams, Kentucky	11	294	1600	145.5
1996	Duce Staley, South Carolina	9	218	1116	124.0
1997	Kevin Faulk, LSU	9	205	1144	127.1
1998	Kevin Faulk, LSU	11	229	1279	116.3
1999	Shaun Alexander, Alabama	11	302	1383	125.7
2000	Rudi Johnson, Auburn	12	324	1567	130.6
2001	Travis Stephens, Tennessee	12	291	1464	122.0
2002	Artose Pinner, Kentucky	12	283	1414	117.8
2003	Cedric Cobbs, Arkansas	12	227	1320	110.0
2004	Ciatrick Fason, Florida	12	222	1267	105.6
2005	Kenny Irons, Auburn	12	256	1293	107.8
2006	Darren McFadden, Arkansas	14	284	1647	117.6
2007	Darren McFadden, Arkansas	13	325	1830	140.8
2008	Knowshon Moreno, Georgia	13	250	1400	107.7
2009	Anthony Dixon, Mississippi State	11	257	1391	126.5
2010	Cam Newton, Auburn	14	264	1473	105.2
2011	Trent Richardson, Alabama	13	283	1679	129.2
2012	Johnny Manziel, Texas A&M	13	201	1410	108.5
2013	Tre Mason, Auburn	14	317	1816	129.7
2014	Cameron Artis-Payne, Auburn	13	303	1608	123.7
2015	Leonard Fournette, LSU	12	300	1953	162.8
2016	Kamryn Pettway, Auburn	10	209	1224	122.4
2017	Kerryon Johnson, Auburn	12	285	1391	115.9
2018	Trayveon Williams, Texas A&M	13	271	1760	135.4
2019	John Rhys Plumlee, Ole Miss	9	154	1023	113.7
2020	Najee Harris, Alabama	11	214	1262	114.7
2021	Tyler Badie, Missouri	12	268	1604	133.7
2022	Quinshon Judkins, Ole Miss	13	274	1567	120.5

## PASSING (RANKED ON TOTAL YARDS)

Year	Player (School)	Att.-Comp.-Int	Yards	TDs	Pct.
1948	John Rauch, Georgia	141-71-13	1307	5	50.4



# RECORDS AND RESULTS

## ANNUAL INDIVIDUAL STATISTICAL LEADERS (CONT.)

1949	Babe Parilli, Kentucky	150-81-13	1081	8	54.0
1950	Babe Parilli, Kentucky	203-114-12	1627	23	56.1
1951	Babe Parilli, Kentucky	239-136-12	1643	19	56.9
1952	Zeke Bratkowski, Georgia	262-131-16	1824	12	50.0
1953	Zeke Bratkowski, Georgia	224-113-23	1461	6	50.4
1954	Bob Hardy, Kentucky	108-57-11	887	5	52.8
1955	Dick Young, Georgia	97-48-8	875	8	49.5
1956	Raymond Brown, Ole Miss	84-40-8	653	8	47.6
1957	Boyce Smith, Vanderbilt	98-49-10	664	8	50.0
1958	Richie Pettibon, Tulane	125-66-10	728	3	52.8
1959	Jake Gibbs, Ole Miss	94-46-2	755	6	48.9
1960	Fran Tarkenton, Georgia	185-108-12	1189	7	58.4
1961	Pat Trammell, Alabama	133-75-2	1035	8	56.4
1962	Joe Namath, Alabama	146-76-8	1192	13	52.0
1963	Larry Rakestraw, Georgia	209-103-14	1297	7	49.3
1964	Rick Norton, Kentucky	202-106-10	1514	9	52.5
1965	Steve Spurrier, Florida	287-148-13	1893	14	51.6
1966	Steve Spurrier, Florida	291-179-8	2012	16	61.5

### Beginning in 1967, ranked on efficiency rating (Based on an average of 10 attempts per game)

Year	Player & School	Att.-Comp.-Int.-Yards	TDs	Pct.	Rating
1967	Ken Stabler, Alabama	178-103-13-1214	9	57.9	116.94
1968	Bubba Wyche, Tennessee	237-134- 7-1539	14	56.5	124.63
1969	Archie Manning, Ole Miss	265-154- 9-1752	14	58.2	135.15
1970	Pat Sullivan, Auburn	281-167-12-2586	17	59.4	148.09
1971	Bert Jones, LSU	119- 66- 4-945	9	55.5	141.43
1972	Bert Jones, LSU	199-103- 7-1446	14	51.8	129.00
1973	Condredge Holloway, Tennessee	154- 89- 4-1450	10	57.8	136.75
1974	Matt Robinson, Georgia	121- 60-10-1317	8	49.6	150.07
1975	Randy Wallace, Tennessee	145- 72-11-1318	8	49.7	133.21
1976	Jimmy Fisher, Florida	146- 83- 8-1511	10	56.8	155.36
1977	Jeff Rutledge, Alabama	107- 64- 5-1207	8	59.8	169.88
1978	Jeff Rutledge, Alabama	140- 73-10-1078	13	52.1	133.05
1979	John Fourcade, Ole Miss	196-115- 9-1521	7	58.7	126.50
1980	Buck Belue, Georgia	156- 77- 5-1314	11	49.3	131.80
1981	Buck Belue, Georgia	188-114- 9-1603	12	60.6	143.70
1982	Alan Risher, LSU	234-149- 8-1834	17	63.7	146.00
1983	Wayne Peace, Florida	292-186-10-2079	10	63.7	128.00
1984	Kerwin Bell, Florida	184- 98- 7-1614	16	53.3	148.00
1985	Daryl Dickey, Tennessee	131- 85- 1-1161	10	64.9	163.10
1986	Tom Hodson, LSU	288-175- 8-2261	19	60.8	142.90
1987	Eric Jones, Vanderbilt	229-139-11-1954	16	60.7	145.80
1988	Reggie Slack, Auburn	279-168-11-2230	9	60.2	130.11
1989	Tom Hodson, LSU	317-183-12-2655	22	57.7	143.41
1990	Mike Healey, Vanderbilt	130- 75- 1-1041	10	57.7	148.80
1991	Shane Matthews, Florida	361-218- 18-3130	28	60.4	148.84
1992	Eric Zeier, Georgia	258-151-12-2248	12	58.5	137.80
1993	Heath Shuler, Tennessee	285-184-8-2354	25	64.6	157.3
1994	Terry Dean, Florida	180-109-10-1492	20	60.6	165.8
1995	Danny Wuerffel, Florida	325-210-10-3266	35	64.6	178.4
1996	Danny Wuerffel, Florida	360-207-13-3625	39	57.5	170.6
1997	Mike Bobo, Georgia	306-199-8-2751	19	65.0	155.8
1998	Tim Couch, Kentucky	553-400-15-4275	36	72.3	153.3
1999	Dusty Bonner, Kentucky	465-303-13-3266	26	65.2	137.0
2000	Rex Grossman, Florida	212-131-7-1866	21	61.8	161.8
2001	Rex Grossman, Florida	395-259-12-3896	34	65.6	170.8
2002	David Greene, Georgia	379-218-8-2924	22	57.5	137.3
2003	Matt Mauck, LSU	358-229-14-2825	28	64.0	148.2
2004	Jason Campbell, Auburn	270-188-7-2700	20	69.6	172.9
2005	Jay Cutler, Vanderbilt	462-273-9-3073	21	59.1	126.1
2006	JaMarcus Russell, LSU	342-232-8-3129	28	67.8	167.0
2007	Tim Tebow, Florida	350-234-6-3286	32	66.9	172.5
2008	Tim Tebow, Florida	298-192-4-2746	30	64.4	172.4
2009	Ryan Mallett, Arkansas	403-225-7-3624	30	55.8	278.8
2010	Ryan Mallett, Arkansas	266-411-12-3869	32	64.7	297.6
2011	Tyler Wilson, Arkansas	438-277-6-3638	24	63.2	148.4
2012	A.J. McCarron, Alabama	314-211-3-2933	30	67.7	175.3
2013	Johnny Manziel, Texas A&M	429-300-13-4114	37	69.9	172.9
2014	Blake Sims, Alabama	391-252-10-3487	28	64.5	157.9
2015	Brandon Allen, Arkansas	370-244-8-3440	30	60.5	166.5
2016	Joshua Dobbs, Tennessee	225-357-12-2946	27	63.0	150.6
2017	Drew Lock, Missouri	419-242-13-3964	44	57.8	165.7
2018	Tua Tagovailoa, Alabama	355-245-6-3966	43	69.0	199.4
2019	Tua Tagovailoa, Alabama	252-180-3-2840	33	71.4	206.9
2020	Mac Jones, Alabama	327-250-4-3739	32	76.5	202.3
2021	Hendon Hooker, Tennessee	303-206-3-2945	31	68.0	181.4
2022	Hendon Hooker, Tennessee	329-229-2-3135	27	69.6	175.5

### RECEIVING (RANKED ON TOTAL YARDS)

Year	Player & School	Rec.	Yds
1948	Bob Walston, Georgia	25	525
1949	Jack Stribling, Ole Miss	22	598
1950	Bucky Curtis, Vanderbilt	27	791
1951	Harry Babcock, Georgia	41	666
Beginning in 1952, ranked on total receptions			
1952	John Carson, Georgia	32	467
1953	John Carson, Georgia	45	663
1954	Jim Pyburn, Auburn	28	460
1955	Jimmy Orr, Georgia	24	443
1956	Jimmy Phillips, Auburn	23	383
1957	Jimmy Orr, Georgia	16	237
1958	Calvin Bird, Kentucky	21	373
	Pete Abanie, Tulane	21	266
1959	Bobby Towns, Georgia	18	263
1960	Fred Brown, Georgia	31	275
1961	Tom Hutchinson, Kentucky	32	543
1962	Clem Dellenger, Tulane	39	375
1963	Pat Hodgson, Georgia	24	375
1964	Charley Casey, Florida	47	673
1965	Charley Casey, Florida	58	809
1966	Richard Trapp, Florida	63	872
1967	Bob Goodridge, Vanderbilt	79	1114
1968	Sammy Miller, Mississippi State	64	909
1969	Carlos Alvarez, Florida	88	1329

### Beginning in 1970, ranked on receptions per game

		G	Rec.	Yds	RPG
1970	David Smith, Mississippi State	11	74	987	6.7
1971	Terry Beasley, Auburn	10	55	846	5.5
1972	Bill Buckley, Mississippi State	11	47	776	4.3
1973	Bill Buckley, Mississippi State	11	41	661	3.7
1974	Lee McGriff, Florida	11	36	698	3.3
1975	Larry Seivers, Tennessee	11	41	840	3.7
1976	Larry Seivers, Tennessee	11	51	737	4.6
1977	Martin Cox, Vanderbilt	11	48	783	4.4
1978	Mardye McDole, Mississippi State	11	48	1035	4.4
1979	Preston Brown, Vanderbilt	11	52	786	4.7
1980	Cris Collinsworth, Florida	11	40	599	3.6
1981	Norman Jordan, Vanderbilt	9	49	454	5.4
1982	Allama Matthews, Vanderbilt	11	61	797	5.5
1983	Keith Edwards, Vanderbilt	11	97	909	8.8
1984	Keith Edwards, Vanderbilt	11	60	576	5.5
1985	Everett Crawford, Vanderbilt	10	50	533	5.2
1986	Wendell Davis, LSU	11	80	1244	7.3
1987	Wendell Davis, LSU	11	72	993	6.6
1988	Boo Mitchell, Vanderbilt	11	78	1213	7.1
1989	Brad Gaines, Vanderbilt	11	67	634	6.1
1990	Kirk Kirkpatrick, Florida	11	55	770	5.0
1991	Todd Kinchen, LSU	11	53	855	4.8
1992	Willie Jackson, Florida	12	62	722	5.2
1993	Brice Hunter, Georgia	11	76	970	6.9
1994	Brice Hunter, Georgia	11	59	799	5.4
1995	Chris Doering, Florida	12	70	1045	5.8
1996	Joey Kent, Tennessee	11	68	1080	6.2
1997	Craig Yeast, Kentucky	11	73	873	6.6
1998	Craig Yeast, Kentucky	11	85	1311	7.7
1999	James Whalen, Kentucky	11	90	1019	8.2
2000	Jabar Gaffney, Florida	12	71	1184	5.9
2001	Josh Reed, LSU	12	94	1740	7.8
2002	Taylor Jacobs, Florida	11	71	1088	6.5
2003	Chris Collins, Ole Miss	13	77	949	5.9
2004	O.J. Small, Florida	12	63	719	5.3
2005	Chad Jackson, Florida	12	88	900	7.3
2006	Earl Bennett, Vanderbilt	12	82	1146	6.8
2007	Kenny McKinley, South Carolina	12	77	968	6.42
2008	Kenny McKinley, South Carolina	10	54	642	5.4
2009	Shay Hodge, Ole Miss	13	70	1135	5.38
2010	Randall Cobb, Kentucky	13	84	1017	6.46
2011	Da'Rick Rogers, Tennessee	12	67	1040	5.6
2012	Cobi Hamilton, Arkansas	12	90	1335	7.5
2013	Jordan Matthews, Vanderbilt	13	112	1477	8.6
2014	Amari Cooper, Alabama	14	124	1727	8.9
2015	Fred Ross, Mississippi State	13	88	1007	6.8
2016	Christian Kirk, Texas A&M	13	83	928	6.38
2017	A.J. Brown, Ole Miss	12	75	1252	6.2
2018	A.J. Brown, Ole Miss	12	85	1320	7.1
2019	Justin Jefferson, LSU	15	111	1540	7.4
2020	Elijah Moore, Ole Miss	8	86	1193	10.8

# RECORDS AND RESULTS

2021	Jameson Williams, Alabama	15	79	1572	8.1
2022	Jalin Hyatt, Tennessee	12	67	1267	5.6

## TOTAL OFFENSE (RANKED ON TOTAL YARDS)

Year	Player & School	Rush	Pass	Total
1948	John Rauch, Georgia	-117	1307	1190
1949	John Dottley, Ole Miss	1312	0	1312
1950	Babe Parilli, Kentucky	54	1627	1681
1951	Bill Wade, Vanderbilt	37	1609	1646
1952	Zeke Bratkowski, Georgia	-50	1824	1774
1953	Zeke Bratkowski, Georgia	-45	1461	1416
1954	Bobby Freeman, Auburn	267	865	1132
1955	John Majors, Tennessee	657	476	1133
1956	John Majors, Tennessee	549	552	1101
1957	Ray Brown, Ole Miss	530	308	838
1958	Lloyd Nix, Auburn	283	682	965
1958	Jake Gibbs, Ole Miss	228	755	933
1960	Fran Tarkenton, Georgia	85	1189	1274
1961	Pat Trammell, Alabama	279	1035	1314
1962	Billy Lothridge, Georgia Tech	478	1006	1484
1963	Jimmy Sidle, Auburn	1006	706	1712
1964	Rick Norton, Kentucky	-195	1514	1319
1965	Steve Spurrier, Florida	230	1893	2123
1966	Steve Spurrier, Florida	66	2012	2095
1967	Loran Carter, Auburn	65	1307	1372
1968	Tommy Pharr, Mississippi State	239	1838	2085
1969	John Reaves, Florida	-44	2896	2852

### Beginning in 1970, ranked on average yards-per-game

	G	Rush	Pass	Total	Avg
1970	Pat Sullivan, Auburn	10	270	2586	285.6
1971	Pat Sullivan, Auburn	10	84	2012	209.6
1972	Norris Weese, Ole Miss	10	542	917	145.9
1973	Fred Fisher, Vanderbilt	11	373	1450	165.7
1974	Rockey Felker, Mississippi State	11	446	1147	144.8
1975	Randy Wallace, Tennessee	12	211	1318	152.9
1976	Jimmy Fisher, Florida	11	288	1511	179.9
1977	Charles Alexander, LSU	11	1686	17	162.1
1978	Dave Marler, Mississippi State	11	-31	2422	239.1
1979	John Fourcade, Ole Miss	11	493	1521	201.4
1980	John Fourcade, Ole Miss	11	402	1897	229.9
1981	Whit Taylor, Vanderbilt	9	-65	2318	225.3
1982	Whit Taylor, Vanderbilt	11	198	2481	267.9
1983	Kurt Page, Vanderbilt	11	-144	3178	303.4
1984	Kurt Page, Vanderbilt	11	-64	2405	234.1
1985	Don Smith, Mississippi State	11	554	2332	288.6
1986	Don Smith, Mississippi State	11	403	2349	275.2
1987	Eric Jones, Vanderbilt	11	665	1954	261.9
1988	Eric Jones, Vanderbilt	11	305	2548	285.3
1989	Tom Hodson, LSU	11	-51	2655	260.4
1990	Shane Matthews, Florida	11	-27	2952	292.5
1991	Shane Matthews, Florida	11	10	3130	314.0
1992	Shane Matthews, Florida	12	-29	3205	317.6
1993	Eric Zeier, Georgia	11	-43	3525	348.2
1994	Eric Zeier, Georgia	11	61	3396	345.7
1995	Danny Wuerffel, Florida	11	-141	3266	312.5
1996	Danny Wuerffel, Florida	12	-100	3625	352.5
1997	Tim Couch, Kentucky	11	-125	3884	375.9
1998	Tim Couch, Kentucky	11	-124	4275	415.1
1999	Dusty Bonner, Kentucky	11	-141	3266	312.5
2000	Jared Lorenzen, Kentucky	11	140	3687	382.7
2001	Rex Grossman, Florida	11	8	3896	390.4
2002	Rex Grossman, Florida	13	-65	3402	333.7
2003	Eli Manning, Ole Miss	13	-28	3600	357.2
2004	Chris Leak, Florida	12	79	3197	327.6
2005	Jay Cutler, Vanderbilt	11	215	3073	328.8
2006	Andre' Woodson, Kentucky	13	-137	3515	337.8
2007	Tim Tebow, Florida	13	895	3286	418.1
2008	Matthew Stafford, Georgia	13	40	3459	349.9
2009	Ryan Mallett, Arkansas	13	-29	3624	359.5
2010	Cam Newton, Auburn	14	1473	2854	432.7
2011	Tyler Wilson, Arkansas	13	-3	3638	363.5
2012	Johnny Manziel, Texas A&M	13	1410	3706	511.6
2013	Johnny Manziel, Texas A&M	13	759	4114	487.3
2014	Dak Prescott, Mississippi State	13	986	3449	443.5
2015	Chad Kelly, Ole Miss	13	500	4042	454.2
2016	Chad Kelly, Ole Miss	13	332	2758	309.0
2017	Shea Patterson, Ole Miss	7	-16	2259	224.3
2018	Jordan Ta'amu, Ole Miss	12	342	3918	426.0
2019	Joe Burrow, LSU	15	368	5671	603.9
2020	Matt Corral, Ole Miss	9	469	2995	346.4
2021	Will Rogers, Mississippi State	13	-97	4739	464.2
2022	Hendon Hooker, Tennessee	11	430	3135	356.5

## SCORING (RANKED ON TOTAL POINTS)

Year	Player & School	TDs	PATs	FGs	Pts
1933	Beattie Feathers, Tennessee	13	0	0	78
1934	Claude Simons, Tulane	10	9	0	69
1935	Ray Hapes, Ole Miss	12	2	0	74
1936	Bob Davis, Kentucky	11	0	0	66
1937	Pinky Rohm, LSU	9	0	0	54
	Bob Davis, Kentucky	9	0	0	54
1938	Parker Hall, Ole Miss	11	6	0	72
1939	Harvey Johnson, Mississippi State	10	2	0	62
1940	Merle Hapes, Mississippi State	12	0	0	72
1941	Jack Jenkins, Vanderbilt	12	15	1	90
1942	Frank Sinkwich, Georgia	16	0	0	96
1943	Steve Van Buren, LSU	14	14	0	98
1944	Tom McWilliams, Mississippi State	14	0	0	84
1945	Fred Grant, Alabama	11	0	0	66
1946	Charlie Trippi, Georgia	14	0	0	84
1947	Charlie Conerly, Ole Miss	9	0	0	54
	Bobby Forbes, Florida	9	0	0	54
1948	Joe Geri, Georgia	9	36	0	90
1949	John Dottley, Ole Miss	14	0	0	84
1950	Al Bruno, Kentucky	10	0	0	60
	Wilbur Jamerson, Kentucky	10	0	0	60
	Al Lary, Alabama	10	0	0	60
1951	Hal Payne, Tennessee	14	0	0	84
1952	Jackie Parker, Mississippi State	16	24	0	120
1953	Jimmy Wade, Tennessee	12	0	0	72
1954	Joe Childress, Auburn	7	20	1	65
1955	Paige Cothren, Ole Miss	6	20	6	74
1956	Jim Taylor, LSU	8	8	1	59
1957	Jim Taylor, LSU	12	14	0	86
1958	Billy Cannon, LSU	11	8	0	74
1959	Charley Flowers, Ole Miss	11	0	0	66
1960	Tom Mason, Tulane	13	0	0	78
1961	Wendell Harris, LSU	8	28	6	94
1962	Cotton Clark, Alabama	15	2	0	92
1963	Billy Lothridge, Georgia Tech	3	15	12	69
1964	Doug Moreau, LSU	4	10	13	73
1965	Rodger Bird, Kentucky	13	0	0	78
1966	Bobby Etter, Georgia	10	21	12	57
1967	Dicky Lyons, Kentucky	11	4	1	73
1968	Dicky Lyons, Kentucky	11	0	0	66
1969	Tommy Durrance, Florida	18	2	0	110

### Beginning in 1970, ranked on points per game

	G	TDs	PATs	FGs	Pts	Avg	
1970	Terry Beasley, Auburn	10	12	0	0	72	7.2
1971	Johnny Musso, Alabama	10	16	0	0	100	10.0
1972	Haskel Stanback, Tennessee	10	13	0	0	78	7.8
1973	Sonny Collins, Kentucky	11	13	1-2pt.	0	80	7.3
1974	Stanley Morgan, Tennessee	11	14	0	0	84	7.6
1975	Kevin McLee, Georgia	10	10	0	0	60	6.0
	Stanley Morgan, Tennessee	10	10	0	0	60	6.0
1976	Terry Robiskie, LSU	11	12	0	0	72	6.5
1977	Charles Alexander, LSU	11	17	2	0	104	9.5
1978	Joe Cribbs, Auburn	10	16	2	0	98	9.8
1979	Joe Cribbs, Auburn	11	15	4	0	94	8.5
1980	Herschel Walker, Georgia	11	15	0	0	90	8.2
1981	Herschel Walker, Georgia	11	20	0	0	120	10.9
1982	Herschel Walker, Georgia	11	17	1-2pt.	0	104	9.5
1983	Bobby Raymond, Florida	11	0	29	20	89	8.1
1984	Bobby Raymond, Florida	11	0	34	23	103	9.4
1985	Bo Jackson, Auburn	11	17	0	0	102	9.3
	Carlos Reveiz, Tennessee	11	0	30	24	102	9.3
1986	William Howard, Tennessee	8	14	1-2pt.	0	86	10.8
1987	Reggie Cobb, Tennessee	12	20	0	0	120	10.0
1988	Tim Worley, Georgia	11	18	0	0	108	9.8
1989	Siran Stacy, Alabama	11	18	0	0	108	9.8
1990	Greg Burke, Tennessee	12	0	50	19	107	8.9
1991	Arden Czyzewski, Florida	11	0	44	11	77	7.0
1992	Garrison Hearst, Georgia	11	21	0	0	126	11.5
1993	John Becksvoort, Tennessee	11	0	59	12	95	8.6
1994	Judd Davis, Florida	12	0	107	14	107	8.9
1995	Stephen Davis, Auburn	11	17	0	0	102	9.3
	Moe Williams, Kentucky	11	17	0	0	102	9.3
1996	Reidel Anthony, Florida	12	18	1	0	110	9.2
1997	Kevin Faulk, LSU	9	15	0	0	90	10.0
1998	Kevin Faulk, LSU	11	17	0	0	102	9.3
	Shaun Alexander, Alabama	11	17	0	0	102	9.3
1999	Shaun Alexander, Alabama	11	24	0	0	144	13.1
2000	Deuce McAllister, Ole Miss	11	17	0	0	102	9.3
2001	Jeff Chandler, Florida	10	0	46	19	103	10.3
2002	Billy Bennett, Georgia	14	0	52	26	130	9.3



# RECORDS AND RESULTS

2003	Jonathan Nichols, Ole Miss	13	0	49	25	125	9.5
2004	Matt Leach, Florida	12	0	49	13	88	7.3
2005	Brandon Coutu, Georgia	13	0	45	23	114	8.8
2006	James Wilhoit, Tennessee	13	0	42	18	96	7.4
2007	Tim Tebow, Florida	13	23	0	0	138	10.6
2008	Percy Harvin, Florida	12	17	0	0	102	8.5
2009	Leigh Tiffin, Alabama	14	0	42	30	132	9.4
2010	Vick Ballard, Mississippi State	12	20	0	0	120	10.0
2011	Trent Richardson, Alabama	13	24	0	0	144	11.1
2012	Johnny Manziel, Texas A&M	13	21	0	0	126	9.7
2013	Tre Mason, Auburn	14	25	0	0	150	10.7
2014	Marshall Morgan, Georgia	13	0	67	16	115	8.8
2015	Leonard Fournette, LSU	12	23	0	0	138	11.5
2016	Daniel Carlson, Auburn	13	1	44	28	134	10.3
2017	Kerryon Johnson, Auburn	12	20	0	0	120	12.0
2018	Cole Tracy, LSU	13	0	29	42	129	9.9
2019	Cade York, LSU	15	0	89	21	152	10.1
2020	Najee Harris, Alabama	11	27	0	0	162	14.7
2021	Will Reichard, Alabama	15	0	22	71	137	9.1
2022	Jack Podlesny, Georgia	15	0	26	73	151	10.1

2010	Tyler Campbell, Ole Miss	60	2782	46.4
2011	Dylan Breeding, Arkansas	53	2400	45.3
2012	Kyle Christy, Florida	66	3023	45.8
2013	Drew Kaser, Texas A&M	44	2085	47.4
2014	JK Scott, Alabama	55	2640	48.0
2015	Drew Kaser, Texas A&M	60	2848	47.5
2016	Johnny Townsend, Florida	64	3065	47.9
2017	Johnny Townsend, Florida	64	3043	47.5
2018	Braden Mann, Texas A&M	50	2549	51.0
2019	Max Duffy, Kentucky	49	2358	48.1
2020	Jake Camarda, Georgia	31	1484	47.9
2021	Jake Camarda, Georgia	46	2147	46.7
2022	Kai Kroeger, South Carolina	58	2675	46.1

## PUNTING (RANKED ON AVERAGE)

Year	Player & School	Punts	Yards	Avg
1948	Rip Collins, LSU	66		41.3
1949	Fred Montsdeoca, Florida	62		41.6
1951	Bobby Wilson, Alabama	33		41.9
1952	Rick Casares, Florida	23		41.4
1953	Zeke Bratkowski, Georgia	50		42.6
1954	Don Chandler, Florida	21		42.9
1955	Don Chandler, Florida	22		44.3
1956	Bob Gordon, Tennessee	14		47.1
1957	Bob Gordon, Tennessee	40		42.7
1958	Bobby Walden, Georgia	44		45.3
1959	Bobby Joe Green, Florida	54		44.9
1960	Bobby Walden, Georgia	38	1657	43.6
1961	Hank Lesesne, Vanderbilt	41	1703	41.5
1962	George Canale, Tennessee	53	2218	41.8
1963	Joe Kilgore, Auburn	51	2106	41.3
1964	Frank Lambert, Ole Miss	50	2205	44.1
1965	Richard McGraw, Mississippi State	48	2014	42.0
1966	Ron Widby, Tennessee	48	2104	43.8
1967	Eddie Ray, LSU	52	2228	42.8
1968	Julian Fagan, Ole Miss	75	3120	41.6
1969	Spike Jones, Georgia	71	3092	43.5
1970	Frank Mann, Alabama	46	1880	40.9
1971	Greg Gantt, Alabama	47	1967	41.9
1972	Greg Gantt, Alabama	44	1875	42.6
1973	Greg Gantt, Alabama	25	1217	48.7
1974	Neil Clabo, Tennessee	64	2757	43.1
1975	Clyde Baumgarner, Auburn	49	2004	40.9
1976	Craig Colquitt, Tennessee	59	2510	42.5
1977	Jim Miller, Ole Miss	66	3029	45.9
1978	Jim Miller, Ole Miss	76	3283	43.2
1979	Jim Miller, Ole Miss	53	2362	44.6
1980	Jim Arnold, Vanderbilt	72	3180	44.2
1981	Malcolm Simmons, Alabama	60	2637	43.9
1982	Jimmy Colquitt, Tennessee	46	2156	46.9
1983	Paul Calhoun, Kentucky	69	2981	43.2
1984	Ricky Anderson, Vanderbilt	58	2793	48.2
1985	Lewis Colbert, Auburn	57	2610	45.8
1986	Bill Smith, Ole Miss	57	2522	44.3
1987	Matt DeFrank, LSU	33	1373	41.6
1988	Kent Elmore, Tennessee	41	1818	44.3
1989	Rene Bourgeois, LSU	39	1715	44.0
1990	Joey Chapman, Tennessee	45	1885	41.9
1991	Shayne Edge, Florida	46	1991	43.3
1992	Todd Jordan, Mississippi State	52	2267	43.6
1993	Terry Daniel, Auburn	51	2393	46.9
1994	Terry Daniel, Auburn	53	2358	44.5
1995	Chad Kessler, LSU	47	2072	44.1
1996	Bill Marinangel, Vanderbilt	77	3586	46.6
1997	Chad Kessler, LSU	39	1961	50.3
1998	Daniel Pope, Alabama	66	2901	43.9
1999	Corey Gibbs, LSU	57	2452	43.0
2000	Alan Rhine, Florida	47	2035	43.3
2001	Glenn Pakulak, Kentucky	56	2492	44.5
2002	Glenn Pakulak, Kentucky	66	3008	45.6
2003	Dustin Colquitt, Tennessee	68	3081	45.3
2004	Jared Cook, Mississippi State	49	2143	43.7
2005	Kody Bliss, Auburn	44	1975	44.9
2006	Kody Bliss, Auburn	47	2149	45.7
2007	Patrick Fisher, LSU	59	2627	44.5
2008	Tim Masthay, Kentucky	53	2397	45.2
2009	Drew Butler, Georgia	56	2691	48.1

## KICKOFF RETURNS

Year	Player (School)	Ret	Yds	TD	Avg
1959	Calvin Bird, Kentucky	14	426	1	30.4
1960	Calvin Bird, Kentucky	14	344	-	24.5
1961	Larry McIntire, Tulane	15	352	-	23.5
1962	Jerry Graves, Tulane	21	513	-	24.4
1963	Roger Bird, Kentucky	11	332	-	30.2
1964	Dan Bland, Mississippi State	20	558	1	27.9
1965	Dan Bland, Mississippi State	20	449	0	24.9
1966	Marcus Rhoden, Mississippi State	26	572	1	22.0
1967	Dave Strong, Vanderbilt	28	577	0	20.6
1968	David Smith, Mississippi State	27	590	0	21.9
1969	Doug Mathews, Vanderbilt	26	607	0	23.3
1970	Jeff Peebles, Vanderbilt	33	646	0	19.6
1971	Doug Kotar, Kentucky	24	589	1	24.5
1972	Doug Nettles, Vanderbilt	23	566	0	24.6
1973	Walter Packer, Mississippi State	26	547	0	21.0
1974	Gene Washington, Georgia	28	669	0	23.9
1975	Robert Dow, LSU	23	598	0	26.0
1976	Robert Dow, LSU	20	499	0	24.9
1977	James Brooks, Auburn	27	654	0	24.2
1978	Lindsay Scott, Georgia	20	529	1	26.5
1979	James Brooks, Auburn	21	577	0	27.5
1980	Glen Young, Mississippi State	19	525	1	27.6
1981	Eric Martin, LSU	18	526	1	29.2
1982	Willie Gault, Tennessee	23	549	1	23.9
1983	Randall Morris, Tennessee	15	447	0	29.8
1984	Marc Logan, Kentucky	11	289	0	26.2
1985	Willie Goodloe, Ole Miss	22	506	0	23.0
1986	J.R. Ambrose, Ole Miss	13	353	1	27.2
1987	Sam Martin, LSU	17	459	0	27.0
1988	Anthony Morgan, Tennessee	24	580	0	24.2
1989	Arthur Marshall, Georgia	16	445	0	27.8
1990	Dale Carter, Tennessee	17	507	1	29.8
1991	Larry Kennedy, Florida	12	331	0	27.6
1992	David Butler, LSU	21	531	0	25.3
1993	Billy Williams, Tennessee	13	369	0	28.4
1994	Eric Moulds, Mississippi State	13	426	0	32.8
1995	Reidel Anthony, Florida	19	472	1	24.8
1996	John Avery, Ole Miss	17	473	2	27.8
1997	Boo Williams, South Carolina	18	527	2	29.3
1998	Craig Yeast, Kentucky	14	410	1	29.3
1999	Leonard Scott, Tennessee	20	540	1	27.0
2000	Ray Perkins, Vanderbilt	14	344	0	24.6
2001	Jason Armstead, Ole Miss	19	524	1	27.6
2002	Derek Abney, Kentucky	30	804	2	26.8
2003	Derek Abney, Kentucky	32	772	0	24.1
2004	Tyrone Prothro, Alabama	17	452	1	26.6
2005	Felix Jones, Arkansas	17	543	1	31.9
2006	Tristan Davis, Auburn	28	756	0	27.0
2007	Felix Jones, Arkansas	22	652	2	29.6
2008	Tristan Davis, Auburn	24	657	2	27.4
2009	D. Washington, Auburn	16	497	1	31.1
2010	Pa. Peterson, LSU	32	932	0	29.1
2011	Tre Mason, Auburn	24	633	1	26.4
2012	Cordarrelle Patterson, Tennessee	24	671	1	28.0
2013	Solomon Patton, Florida	22	642	1	29.2
2014	Marcus Murphy, Missouri	17	504	2	29.6
2015	Evan Berry, Tennessee	21	804	3	38.3
2016	Justin Evans, Texas A&M	15	428	0	28.5
2017	De'Vion Warren, Arkansas	29	765	1	26.4
2018	Jashaun Corbin, Texas A&M	14	422	1	30.1
2019	Jerrion Ealy, Ole Miss	13	317	1	24.4
2020	Kenny McIntosh, Georgia	6	218	0	36.3
2021	Lideatrick Griffin, Mississippi State	10	440	1	33.9
2022	Lideatrick Griffin, Mississippi State	19	613	1	32.3



# RECORDS AND RESULTS

## PUNT RETURNS

Year	Player (School)	Ret	Yds	TD	Avg.
1959	Billy Cannon, LSU	15	221	1	14.7
1960	Bill Jackson, Georgia	9	191	-	21.2
1961	Darrell Cox, Kentucky	21	281	-	13.4
1962	Cotton Clark, Alabama	15	243	-	12.8
1963	Joe Labruzzo, LSU	9	215	-	28.1
1964	Wayne Swinford, Georgia	34	343	0	10.1
1965	Marcus Rhoden, Mississippi State	19	413	3	21.7
1966	Dicky Lyons, Kentucky	25	419	2	16.8
1967	Jimmy Carter, Auburn	38	473	2	12.4
1968	Jake Scott, Georgia	35	440	1	12.6
1969	Bobby Majors, Tennessee	38	457	2	12.0
1970	Craig Burns, LSU	21	339	2	16.1
1971	Buzy Rosenberg, Georgia	35	438	2	12.8
1972	Eddie Brown, Tennessee	42	429	0	10.2
1973	Mike Fuller, Auburn	20	381	0	19.1
1974	Mike Fuller, Auburn	30	502	3	16.7
1975	Willie Shelby, Alabama	45	396	1	8.8
1976	Mark Mitchell, Georgia	20	233	0	11.6
1977	Mike Siganos, Kentucky	43	308	0	7.2
1978	Richard Blackmore, Mississippi State	11	155	0	14.1
1979	Roland James, Tennessee	19	243	1	12.8
1980	Scott Woerner, Georgia	31	488	1	15.7
1981	Glen Young, Mississippi State	19	307	2	16.2
1982	Lionel James, Auburn	25	394	0	15.8
1983	Timmy Moffett, Ole Miss	17	238	1	14.0
1984	Ricky Nattiel, Florida	22	346	1	15.7
1985	Brian Williams, Kentucky	20	223	1	11.1
1986	Thomas Woods, Tennessee	18	203	0	11.3
1987	Nathaniel Lewis, Georgia	14	194	1	13.9
1988	Chuck Carswell, Georgia	31	388	0	12.5
1989	Chris Tolbert, Kentucky	16	212	1	13.3
1990	Tony James, Mississippi State	23	341	2	14.8
1991	David Palmer, Alabama	24	386	3	16.1
1992	Jeff Brothers, Vanderbilt	20	246	0	12.3
1993	Shawn Summers, Tennessee	18	255	1	14.2
1994	Nilo Silvan, Tennessee	15	272	0	18.1
1995	Eddie Kennison, LSU	19	253	0	13.3
1996	Kevin Faulk, LSU	24	375	1	15.6
1997	Jacquez Green, Florida	27	392	2	14.5
1998	Kevin Prentiss, Mississippi State	26	339	1	13.0
1999	Kendrick Shanklin, Kentucky	16	216	1	13.5
2000	Lito Sheppard, Florida	22	307	2	14.0
2001	Domanick Davis, LSU	19	263	1	13.8
2002	Derek Abney, Kentucky	36	544	4	15.1
2003	Skyler Green, LSU	25	462	2	18.5
2004	Thomas Flowers, Georgia	16	242	0	15.1
2005	Rafael Little, Kentucky	21	355	0	16.9
2006	Mikey Henderson, Georgia	25	367	2	14.7
2007	Brandon James, Florida	14	254	1	18.1
2008	Robert Dunn, Auburn	15	240	1	16.0
2009	Trindon Holliday, LSU	20	362	1	18.1
2010	Pa. Peterson, LSU	26	418	2	16.1
2011	Joe Adams, Arkansas	19	321	4	16.9
2012	Ace Sanders, South Carolina	28	429	2	15.3
2013	Christian Jones, Alabama	23	321	2	14.0
2014	Quan Bray, Auburn	15	22	2	18.1
2015	Christian Kirk, Texas A&M	14	341	2	24.4
2016	Christian Kirk, Texas A&M	13	282	3	21.7
2017	Mecole Hardman, Georgia	23	271	0	11.8
2018	Mecole Hardman, Georgia	16	321	1	20.1
2019	Jaylen Waddle, Alabama	20	487	1	24.4
2020	Derek Stingley, LSU	6	97	0	16.2
2021	Velus Jones Jr., Tennessee	18	272	0	15.1
2022	Dee Williams, Tennessee	15	281	1	18.7

## INTERCEPTIONS

Year	Player (School)	INT
1960	Bobby Bethune, Mississippi State	6
	Bryant Harvard, Auburn	6
1961	Jimmy Burson, Auburn	4
	Darrell Cox, Kentucky	4
	Tommy Neck, LSU	4
	Johnny Robinson, LSU	4
1962	Mailon Faircloth, Tennessee	5
1963	Bruce Bennett, Florida	6
1964	David Malone, Vanderbilt	6
1965	Terry Beadles, Kentucky	6
	Lynn Hughes, Georgia	6
	Bobby Johns, Alabama	6
	Jerry Joseph, LSU	6
1966	Gerald Warfield, Ole Miss	8
1967	Mike Jones, Tennessee	7

1968	Jake Scott, Georgia	10
1969	Buddy McClinton, Auburn	9
1970	Bobby Majors, Tennessee	10
1971	Steve Higginbotham, Alabama	7
1972	Harry Harrison, Ole Miss	9
1973	Thomas Wingfield, Vanderbilt	8
1974	Randy Talbot, Florida	7
1975	Ralph Oaks, Vanderbilt	7
1976	Henry Davison, Mississippi State	5
	Dave Hayden, Kentucky	5
	Steve Jackson, LSU	5
1977	James McKinney, Auburn	5
1978	Chris Williams, LSU	8
1979	Jeff Hipp, Georgia	6
1980	Jeff Hipp, Georgia	8
1981	Jeremiah Castille, Alabama	5
	Bruce Vaughan, Florida	5
1982	Terry Hoage, Georgia	12
1983	Roger Clark, Ole Miss	4
	Eugene Daniel, LSU	4
	Charles Davis, Tennessee	4
	Bruce Vaughan, Florida	4
1984	Paul Calhoun, Kentucky	7
1985	Chris White, Tennessee	9
1986	Chris Carrier, LSU	6
1987	Todd Sandroni, Ole Miss	7
1988	Greg Jackson, LSU	7
	Todd Sandroni, Ole Miss	7
1989	Ben Smith, Georgia	10
1990	Will White, Florida	7
1991	George Teague, Alabama	6
1992	Antonio Langham, Alabama	6
	George Teague, Alabama	6
1993	Alundis Brice, Ole Miss	7
	Antonio Langham, Alabama	7
1994	Brian Robinson, Auburn	8
1995	Spencer Brown, Arkansas	5
	Kevin Jackson, Alabama	5
1996	Kevin Jackson, Alabama	7
1997	Cedric Donaldson, LSU	7
1998	Robert Bean, Mississippi State	5
	Deon Grant, Tennessee	5
	Zac Painter, Arkansas	5
	Kirby Smart, Georgia	5
1999	Deon Grant, Tennessee	9
2000	Lito Sheppard, Florida	6
	Tim Wansley, Georgia	6
2001	Karlos Dansby, Auburn	5
	Damien James, LSU	5
2002	Corey Webster, LSU	7
2003	Keiwan Ratliff, Florida	9
2004	Junior Rosegreen, Auburn	6
	Ko Simpson, South Carolina	6
2005	Tim Jennings, Georgia	4
	Jeramie Johnson, Mississippi State	4
	Jonathan Joseph, South Carolina	4
	Vickiel Vaughn, Arkansas	4
2006	Ryan Smith, Florida	8
2007	Rashad Johnson, Alabama	6
	D.J. Moore, Vanderbilt	6
	Craig Steltz, LSU	6
2008	Eric Berry, Tennessee	7
	Ahmad Black, Florida	7
2009	Mark Barron, Alabama	7
2010	Robert Lester, Alabama	8
2011	Bacarri Rambo, Georgia	8
2012	Ha Ha Clinton-Dix, Alabama	5
	Byron Moore, Tennessee	5
	Darius Slay, Mississippi State	5
2013	Cody Prewitt, Ole Miss	6
2014	Senquez Golson, Ole Miss	10
2015	Dominick Sanders, Georgia	6
	Eddie Jackson, Alabama	6
2016	Minkah Fitzpatrick, Alabama	6
2017	Mark McLaurin, Mississippi State	6
	Andraez Williams, LSU	6
2018	Grant Delpit, LSU	5
2019	Derek Stingley, LSU	6
2020	Eric Stokes, Georgia	4
	Emmanuel Forbes, Mississippi State	4
	Kelvin Joseph, Kentucky	4
	Eli Ricks, LSU	4
2021	Jaylan Foster, South Carolina	5
	Montaric Brown, Arkansas	5
2022	Emmanuel Forbes, Mississippi State	6



# RECORDS AND RESULTS

## NATIONAL ATTENDANCE LEADERS

1959			
	G	Att.	Avg.
3. LSU	7	408,727	58,390

1960			
	G	Att.	Avg.
7. LSU	6	318,899	53,150

1961			
	G	Att.	Avg.
3. LSU	6	381,409	63,651

1962			
	G	Att.	Avg.
3. LSU	6	397,701	66,284

1963			
	G	Att.	Avg.
2. LSU	6	396,846	66,141

1964			
	G	Att.	Avg.
4. LSU	6	380,687	63,448

1965			
	G	Att.	Avg.
4. LSU	7	457,733	65,390

1966			
	G	Att.	Avg.
4. LSU	6	386,098	64,350

1967			
	G	Att.	Avg.
4. LSU	7	454,101	64,872
10. Florida	6	355,496	59,249

1968			
	G	Att.	Avg.
5. LSU	6	396,774	66,129
8. Tennessee	6	373,550	62,258

1969			
	G	Att.	Avg.
7. LSU	6	388,461	64,744
9. Alabama	4	242,932	60,733
10. Georgia	6	360,417	60,070

1970			
	G	Att.	Avg.
9. LSU	7	436,823	62,403

1971			
	G	Att.	Avg.
5. LSU	7	463,491	66,213
8. Alabama	5	313,652	62,370

1972			
	G	Att.	Avg.
5. Tennessee	6	409,188	68,198
7. LSU	7	470,078	67,154
9. Alabama	9	572,372	63,597

1973			
	G	Att.	Avg.
5. LSU	7	474,108	67,730

6. Tennessee	7	460,641	65,806
8. Alabama	5	316,548	63,310

1974			
	G	Att.	Avg.
5. Tennessee	8	929,127	66,141
6. LSU	6	395,587	65,931
9. Alabama	7	442,661	63,237

1975			
	G	Att.	Avg.
5. Tennessee	7	508,724	72,674
9. LSU	6	386,171	64,362
10. Alabama	7	435,583	62,226

1976			
	G	Att.	Avg.
3. Tennessee	7	564,922	80,703
7. LSU	7	452,921	64,703

1977			
	G	Att.	Avg.
3. Tennessee	7	582,979	83,283
7. Alabama	5	323,166	64,333
9. LSU	7	445,433	63,633
10. Florida	6	375,814	62,636

1978			
	G	Att.	Avg.
3. Tennessee	8	627,881	78,422
6. LSU	6	446,392	74,398

1979			
	G	Att.	Avg.
3. Tennessee	6	512,139	85,357
8. LSU	7	507,984	72,569

1980			
	G	Att.	Avg.
2. Tennessee	8	709,193	88,649
7. LSU	6	444,703	74,117
9. Alabama	7	494,662	70,666

1981			
	G	Att.	Avg.
2. Tennessee	6	558,996	93,166
5. Georgia	6	484,162	80,694
8. LSU	7	513,850	73,407

1982			
	G	Att.	Avg.
2. Tennessee	6	561,102	93,517
5. Georgia	6	490,080	81,680
6. LSU	7	537,012	76,716
9. Florida	7	535,432	73,855

1983			
	G	Att.	Avg.
2. Tennessee	7	659,059	94,151
4. Georgia	7	574,898	82,128
6. LSU	7	535,432	76,490
9. Auburn	7	524,065	74,866

1984			
	G	Att.	Avg.
2. Tennessee	7	654,602	93,515
6. LSU	6	467,746	77,958
7. Georgia	6	466,884	77,814

1985			
	G	Att.	Avg.
2. Tennessee	7	658,690	94,099
5. Georgia	7	567,888	81,127
9. LSU	6	454,182	75,697

1986			
	G	Att.	Avg.
2. Tennessee	7	643,317	91,902
5. Georgia	6	477,573	79,596
7. LSU	7	546,471	78,067
9. Florida	7	528,188	75,455

1987			
	G	Att.	Avg.
5. Georgia	6	476,614	79,436
6. Auburn	7	551,276	78,754
7. LSU	7	541,238	77,320

1988			
	G	Att.	Avg.
2. Tennessee	6	551,677	91,946
6. Georgia	6	481,406	80,234
7. LSU	6	464,006	77,334
10. Florida	7	517,019	73,860

1989			
	G	Att.	Avg.
2. Tennessee	7	666,540	95,220
5. Auburn	7	569,975	81,425
6. Georgia	6	481,038	80,173
10. Florida	7	526,827	75,261

1990			
	G	Att.	Avg.
2. Tennessee	6	563,502	93,917
5. Auburn	7	577,556	82,508
6. Georgia	6	489,210	81,535
9. Alabama	6	438,258	73,043

1991			
	G	Att.	Avg.
2. Tennessee	6	578,389	96,398
5. Florida	6	506,729	84,455
6. Georgia	7	577,922	82,560
7. Auburn	7	552,155	78,879
9. Alabama	6	453,094	75,516

1992			
	G	Att.	Avg.
2. Tennessee	6	575,544	95,924
5. Florida	7	586,626	83,804
6. Georgia	6	499,162	83,194
8. Alabama	7	537,264	76,752
10. Auburn	7	510,549	72,936

1993			
	G	Att.	Avg.
2. Tennessee	7	667,280	95,326
5. Florida	6	507,072	84,512
6. Auburn	7	567,506	81,072
7. Georgia	6	468,457	78,076
8. Alabama	7	529,765	75,681

1994			
	G	Att.	Avg.
3. Tennessee	6	573,821	95,637
5. Florida	7	596,986	85,284
6. Georgia	6	488,633	81,439
7. Auburn	7	569,013	81,288

# RECORDS AND RESULTS

1995			
	G	Att.	Avg.
2. Tennessee	7	662,857	94,694
5. Florida	6	510,832	85,139
6. Georgia	6	503,687	83,948
7. Auburn	7	568,266	81,181

1996			
	G	Att.	Avg.
2. Tennessee	6	632,509	105,418
5. Florida	6	512,424	85,404
6. Auburn	7	577,278	82,468
7. South Carolina	6	477,208	79,535
8. LSU	7	556,631	79,519
9. Georgia	6	475,630	79,272

1997			
	G	Att.	Avg.
1. Tennessee	6	639,227	106,538
5. Florida	6	512,775	85,463
6. Auburn	6	501,267	83,545
7. Georgia	6	494,375	82,396
9. LSU	7	561,016	80,145
10. South Carolina	6	480,041	80,007

1998			
	G	Att.	Avg.
2. Tennessee	6	641,484	106,914
5. Georgia	6	513,710	85,618
6. Florida	6	511,792	85,299
7. Alabama	7	578,693	82,670
8. Auburn	7	567,773	81,110
10. LSU	6	481,739	80,290

1999			
	G	Att.	Avg.
2. Tennessee	7	747,873	106,839
5. Georgia	6	516,702	86,117
6. Florida	6	512,960	85,494
7. Alabama	7	582,563	83,223
9. Auburn	7	566,333	80,904
10. Notre Dame	7	560,084	80,012

2000			
	G	Att.	Avg.
2. Tennessee	6	645,567	107,595
5. LSU	7	614,704	87,815
6. Florida	6	511,518	85,253
7. Georgia	6	506,922	84,487
8. Alabama	6	502,622	83,770
10. Auburn	6	491,433	81,906

2001			
	G	Att.	Avg.
3. Tennessee	6	641,059	106,843
5. LSU	7	633,439	90,491
6. Georgia	6	519,120	86,520
7. Auburn	6	512,691	85,449
8. Florida	6	512,590	85,432
11. South Carolina	7	578,295	82,614

2002			
	G	Att.	Avg.
3. Tennessee	7	746,936	106,705
5. LSU	7	632,147	90,307
6. Georgia	7	605,640	86,520
7. Florida	7	596,296	85,185
8. Auburn	7	580,600	82,943
9. Alabama	7	579,999	82,857
10. South Carolina	6	492,828	82,138

2003			
	G	Att.	Avg.
3. Tennessee	7	728,553	105,038
5. Georgia	6	552,000	92,058
6. LSU	7	641,200	90,974

7. Florida	6	531,288	90,177
8. Auburn	7	602,441	85,203

2004			
	G	Att.	Avg.
2. Tennessee	7	746,507	106,644
5. Georgia	6	556,476	92,746
6. LSU	7	638,462	91,209
7. Florida	6	530,453	88,409

2005			
	G	Att.	Avg.
2. Tennessee	6	645,558	107,593
5. Georgia	6	556,476	92,746
6. LSU	6	549,480	91,580
8. Florida	6	542,435	90,406
10. Auburn	7	589,124	84,160

2006			
	G	Att.	Avg.
3. Tennessee	7	740,521	105,789
5. Georgia	7	649,222	92,746
6. LSU	8	737,696	92,212
7. Alabama	8	737,104	92,138
9. Florida	7	632,866	90,409

2007			
	G	Att.	Avg.
4. Tennessee	7	727,426	103,918
5. Georgia	7	649,222	92,746
6. LSU	7	648,334	92,619
7. Alabama	7	644,966	92,138
8. Florida	7	632,715	90,388

2008			
	G	Att.	Avg.
4. Tennessee	7	710,136	101,448
6. Georgia	6	556,476	92,746
7. LSU	7	739,065	92,383
8. Alabama	7	644,966	92,138
8. Florida	7	633,807	90,544
10. Auburn	7	608,482	86,915

2009			
	G	Att.	Avg.
5. Tennessee	8	793,760	99,220
6. Georgia	6	556,476	92,746
7. LSU	7	647,420	92,489
8. Alabama	7	644,084	92,012
9. Florida	7	634,446	90,635

2010			
	G	Att.	Avg.
4. Alabama	7	712,747	101,821
6. Tennessee	7	698,465	99,781
7. Georgia	6	556,476	92,746
8. LSU	7	649,023	92,718
9. Florida	7	633,579	90,511
10. Auburn	8	688,692	86,087

2011			
	G	Att.	Avg.
3. Alabama	7	712,747	101,821
6. Tennessee	8	757,136	94,642
7. LSU	6	557,210	92,868
8. Georgia	6	555,676	92,613
9. Florida	7	623,429	89,061

2012			
	G	Att.	Avg.
3. Alabama	7	712,052	101,722
6. Georgia	7	648,922	92,703
7. LSU	8	741,005	92,626
8. Tennessee	7	629,752	89,965
10. Florida	7	613,182	87,597

2013			
	G	Att.	Avg.
3. Alabama	7	710,538	101,505
6. Tennessee	7	669,087	95,584
7. Georgia	6	556,476	92,746
8. LSU	7	639,927	91,418
10. Florida	6	524,638	87,440

2014			
	G	Att.	Avg.
2. Texas A&M	6	630,735	105,123
4. LSU	7	712,063	101,723
6. Alabama	7	710,736	101,534
7. Tennessee	7	698,276	99,754
9. Georgia	7	649,222	92,746

2015			
	G	Att.	Avg.
3. Texas A&M	7	725,354	103,622
4. LSU	6	612,026	102,004
5. Alabama	7	707,786	101,112
6. Tennessee	7	704,088	100,584
8. Georgia	7	649,222	92,746
9. Florida	7	630,457	90,065

2016			
	G	Att.	Avg.
3. Texas A&M	7	713,418	101,917
4. Alabama	7	712,747	101,821
5. LSU	7	708,618	101,231
6. Tennessee	7	706,776	100,968
9. Georgia	6	556,476	92,746

2017			
	G	Att.	Avg.
4. Alabama	7	712,053	101,722
5. Texas A&M	7	691,612	98,802
6. LSU	6	591,034	98,506
7. Tennessee	7	670,454	95,779
9. Georgia	6	556,476	92,746

2018			
	G	Att.	Avg.
4. Alabama	7	710,931	101,562
5. LSU	7	705,733	100,819
6. Texas A&M	7	698,908	99,844
8. Tennessee	7	650,887	92,984
9. Georgia	7	649,222	92,746

2019			
	G	Att.	Avg.
4. Texas A&M	7	711,258	101,608
5. Alabama	7	707,817	101,117
6. LSU	7	705,892	100,842
8. Georgia	7	649,222	92,817
10. Tennessee	8	702,912	87,864

2021			
	G	Att.	Avg.
3. Texas A&M	7	720,181	102,883
4. Alabama	7	691,038	98,720
6. LSU	7	663,653	94,808
7. Georgia	6	556,476	92,746
9. Tennessee	8	691,088	86,386

2022			
	G	Att.	Avg.
4. LSU	7	704,172	100,596
5. Tennessee	7	703,727	100,532
7. Alabama	7	692,870	98,981
8. Texas A&M	7	680,491	97,213
9. Georgia	6	556,476	92,746
10. Florida	7	610,261	87,180



# RECORDS AND RESULTS

## CONFERENCE ATTENDANCE LEADERS

1981				
TEAM	GAMES	ATTENDANCE	AVERAGE	
Big Ten	10	60	3,818,728	63,645
<b>SEC</b>	<b>10</b>	<b>61</b>	<b>3,846,492</b>	<b>63,057</b>
Big 8	8	50	2,559,480	51,190
Pac 10	10	59	2,772,237	46,987
SWC	9	54	2,232,757	41,347
ACC	7	40	1,589,152	39,729
WAC	9	51	1,443,515	28,304

1982				
TEAM	GAMES	ATTENDANCE	AVERAGE	
Big Ten	10	59	3,935,722	66,707
<b>SEC</b>	<b>10</b>	<b>66</b>	<b>4,206,507</b>	<b>63,735</b>
Big 8	8	48	2,377,389	49,529
Pac 10	10	59	2,745,676	46,537
SWC	9	52	2,226,009	42,808
ACC	8	41	1,706,451	41,621
WAC	9	53	1,605,684	30,296

1983					
TEAMS	GAMES	ATTENDANCE	PCT/CAPACITY	AVERAGE	
Big Ten	10	59	3,710,931	94.1	67,471
<b>SEC</b>	<b>10</b>	<b>65</b>	<b>4,214,702</b>	<b>98.5</b>	<b>64,842</b>
Big 8	8	49	2,398,184	85.7	48,943
Pac 10	10	58	2,740,406	72.2	47,248
ACC	8	49	2,087,800	88.6	42,608
SWC	9	56	2,292,540	69.3	40,938
WAC	9	52	1,567,062	62.1	30,136

1984					
TEAMS	GAMES	ATTENDANCE	PCT/CAPACITY	AVERAGE	
Big Ten	10	58	3,943,802	94.1	67,997
<b>SEC</b>	<b>10</b>	<b>63</b>	<b>4,007,351</b>	<b>97.0</b>	<b>63,609</b>
Big 8	8	45	2,247,010	86.7	49,934
Pac 10	10	63	2,976,655	70.7	47,248
ACC	8	46	1,998,274	88.9	43,441
SWC	9	53	2,177,507	70.2	41,085
WAC	9	55	1,741,793	69.6	31,669

1985					
TEAMS	GAMES	ATTENDANCE	PCT/CAPACITY	AVERAGE	
Big Ten	10	60	4,015,693	93.9	66,928
<b>SEC</b>	<b>10</b>	<b>63</b>	<b>4,017,104</b>	<b>95.8</b>	<b>63,764</b>
Pac 10	10	56	2,665,356	72.8	47,596
Big 8	8	54	2,504,509	81.6	46,380
ACC	8	48	2,029,574	86.4	42,283
SWC	9	51	2,077,717	68.8	40,740
WAC	9	55	1,744,123	67.3	31,711

1986					
TEAMS	GAMES	ATTENDANCE	PCT/CAPACITY	AVERAGE	
Big Ten	10	61	4,006,845	92.8	65,686
<b>SEC</b>	<b>10</b>	<b>69</b>	<b>4,351,832</b>	<b>94.3</b>	<b>63,070</b>
Pac 10	10	59	2,856,910	73.0	48,422
Big 8	8	49	2,242,082	80.4	45,757
ACC	8	45	1,848,949	86.3	41,088
SWC	9	53	2,006,663	64.3	37,862
WAC	9	51	1,748,857	74.3	34,291

1987					
TEAMS	GAMES	ATTENDANCE	PCT/CAPACITY	AVERAGE	
Big Ten	10	61	3,990,524	90.7	65,418
<b>SEC</b>	<b>10</b>	<b>64</b>	<b>4,117,046</b>	<b>94.1</b>	<b>64,329</b>
Pac 10	10	57	2,866,723	73.0	50,293
Big 8	8	49	2,182,199	80.2	44,535
ACC	8	47	1,970,198	84.2	41,919
SWC	8	48	1,859,454	65.2	38,739
WAC	9	54	1,927,572	77.0	35,696

1988					
TEAMS	GAMES	ATTENDANCE	PCT/CAPACITY	AVERAGE	
<b>SEC</b>	<b>10</b>	<b>62</b>	<b>3,912,241</b>	<b>91.3</b>	<b>63,101</b>
Big Ten	10	59	3,714,231	88.2	62,953
Pac 10	10	60	3,058,637	74.4	50,977
Big 8	8	49	2,184,333	77.9	44,578
ACC	8	47	1,911,949	84.0	40,680
SWC	8	46	1,774,120	65.4	38,568
WAC	9	54	1,795,735	73.0	33,254

1989					
TEAMS	GAMES	ATTENDANCE	PCT/CAPACITY	AVERAGE	
<b>SEC</b>	<b>10</b>	<b>63</b>	<b>4,123,005</b>	<b>94.5</b>	<b>65,445</b>
Big Ten	10	59	3,492,647	83.5	59,197
Pac 10	10	60	3,006,176	71.1	50,103
Big 8	8	49	2,362,465	84.3	48,214
ACC	8	49	2,010,317	84.3	41,027
SWC	9	51	1,914,608	67.8	37,541
WAC	9	55	1,844,999	71.9	33,545

1990					
TEAMS	GAMES	ATTENDANCE	PCT/CAPACITY	AVERAGE	
<b>SEC</b>	<b>10</b>	<b>66</b>	<b>4,215,400</b>	<b>93.3</b>	<b>63,870</b>
Big Ten	10	60	3,533,504	82.6	58,892
Pac 10	10	58	2,872,173	73.7	49,520
Big 8	8	49	2,257,825	79.9	46,078
ACC	8	47	1,988,781	88.3	42,314
SWC	9	53	2,087,248	69.8	39,382
WAC	9	55	1,784,807	70.6	32,451

1991					
TEAMS	GAMES	ATTENDANCE	PCT/CAPACITY	AVERAGE	
<b>SEC</b>	<b>10</b>	<b>61</b>	<b>4,063,190</b>	<b>95.5</b>	<b>66,610</b>
Big Ten	10	61	3,674,654	83.1	60,240
Pac 10	10	59	2,851,991	70.4	48,339
Big 8	8	49	2,308,238	81.6	47,107
ACC	8	51	2,257,413	89.3	44,263
SWC	9	50	2,062,309	72.8	41,246
Big East	8	47	1,788,611	69.7	38,056
WAC	9	55	1,883,861	73.0	34,252

1992					
TEAMS	GAMES	ATTENDANCE	PCT/CAPACITY	AVERAGE	
<b>SEC</b>	<b>12</b>	<b>76</b>	<b>4,844,014</b>	<b>93.5</b>	<b>63,737</b>
Big Ten	10	60	3,600,410	82.4	60,007
Big 8	8	47	2,247,907	82.3	47,828
Pac 10	10	60	2,825,401	70.8	47,090
ACC	9	53	2,332,674	89.9	44,013
Big East	8	48	1,847,269	70.7	38,485
SWC	8	47	1,697,152	64.1	36,110
WAC	10	60	2,111,587	77.6	35,193

# RECORDS AND RESULTS

1993					
	TEAMS	GAMES	ATTENDANCE	PCT/CAPACITY	AVERAGE
Big Ten	11	68	4,320,397	85.9	63,535
<b>SEC</b>	<b>12</b>	<b>78</b>	<b>4,897,564</b>	<b>91.9</b>	<b>62,789</b>
Pac-10	10	57	2,731,361	69.8	47,919
Big 8	8	48	2,126,247	78.4	44,297
ACC	9	54	2,379,045	86.2	44,056
Big East	8	47	1,787,843	72.6	38,039
SWC	8	45	1,587,652	62.6	35,281

1994					
	TEAMS	GAMES	ATTENDANCE	PCT/CAPACITY	AVERAGE
Big Ten	11	67	4,452,839	89.85	66,460
<b>SEC</b>	<b>12</b>	<b>77</b>	<b>4,891,615</b>	<b>94.45</b>	<b>63,527</b>
Big 8	8	46	2,194,545	84.40	47,708
Pac-10	10	59	2,785,373	73.36	47,210
ACC	9	51	2,248,700	87.52	44,092
Big East	8	46	1,902,096	73.93	41,350
SWC	8	43	1,588,955	65.36	36,952

1995					
	TEAMS	GAMES	ATTENDANCE	PCT/CAPACITY	AVERAGE
Big Ten	11	68	4,592,499	91.4	67,537
<b>SEC</b>	<b>12</b>	<b>76</b>	<b>4,827,834</b>	<b>93.6</b>	<b>63,524</b>
Big 8	8	50	2,414,804	86.5	48,296
Pac-10	10	57	2,680,510	69.1	47,026
ACC	9	51	2,329,868	87.7	45,684
SWC	8	43	1,653,888	61.6	38,463
Big East	8	44	1,679,043	68.4	31,533

1996					
	TEAMS	GAMES	ATTENDANCE	PCT/CAPACITY	AVERAGE
Big Ten	11	64	4,321,276	91.08	67,520
<b>SEC</b>	<b>12</b>	<b>75</b>	<b>4,847,380</b>	<b>94.24</b>	<b>64,632</b>
Big 12	12	69	3,549,474	89.21	51,442
Pac 10	10	58	2,761,006	71.78	47,604
ACC	9	50	2,203,849	85.27	44,077
Big East	8	47	1,825,870	68.60	38,848
WAC	16	91	2,615,219	63.72	28,739

1997					
	TEAMS	GAMES	ATTENDANCE	PCT/CAPACITY	AVERAGE
Big Ten	11	70	4,744,211	89.8	67,774
<b>SEC</b>	<b>12</b>	<b>76</b>	<b>5,005,126</b>	<b>91.1</b>	<b>65,857</b>
Big 12	12	71	3,640,692	85.1	51,277
Pac-10	10	60	2,891,522	71.3	48,192
ACC	9	52	2,333,784	86.6	44,880
Big East	8	46	1,657,056	60.8	36,023
WAC	16	92	2,758,817	62.7	29,987

1998					
	TEAMS	GAMES	ATTENDANCE	PCT/CAPACITY	AVERAGE
<b>SEC</b>	<b>12</b>	<b>73</b>	<b>5,059,534</b>	<b>99.9</b>	<b>69,309</b>
Big Ten	11	65	4,354,383	90.8	66,991
Big 12	12	71	3,661,740	83.7	51,574
Pac-10	10	60	3,024,262	75.3	50,404
ACC	9	51	2,330,879	79.2	45,704
Big East	8	48	1,914,957	71.7	39,895
WAC	16	91	2,594,194	58.8	28,508

1999					
	TEAMS	GAMES	ATTENDANCE	PCT/CAPACITY	AVERAGE
<b>SEC</b>	<b>12</b>	<b>78</b>	<b>5,500,664</b>	<b>100.4</b>	<b>70,521</b>
Big Ten	11	70	4,701,095	90.9	67,159
Big 12	12	72	3,904,491	93.8	54,229
Pac-10	10	59	2,857,994	73.4	48,441
ACC	9	51	2,298,711	85.7	45,073
Big East	8	46	1,837,478	71.6	39,945
Mountain West	8	43	1,489,527	79.7	34,640

2000					
	TEAMS	GAMES	ATTENDANCE	PCT/CAPACITY	AVERAGE
<b>SEC</b>	<b>12</b>	<b>71</b>	<b>5,143,777</b>	<b>94.8</b>	<b>72,448</b>
Big Ten	11	67	4,591,153	93.2	68,525
Big 12	12	74	3,995,338	91.2	53,991
Atlantic Coast	9	54	2,653,816	88.6	49,145
Pac-10	10	61	2,987,809	73.6	48,980
Big East	8	49	2,030,230	73.8	41,433
Mountain West	8	44	1,419,326	71.0	32,257

2001					
	TEAMS	GAMES	ATTENDANCE	PCT/CAPACITY	AVERAGE
<b>SEC</b>	<b>12</b>	<b>77</b>	<b>5,554,032</b>	<b>97.9</b>	<b>72,130</b>
Big Ten	11	66	4,640,167	92.8	70,306
Big 12	12	76	4,232,596	93.2	55,692
Atlantic Coast	9	56	2,776,904	90.4	49,588
Pac-10	10	58	2,821,866	73.2	48,653
Big East	8	49	1,943,695	71.3	39,667
Mountain West	8	45	1,441,394	72.2	32,031

2002					
	TEAMS	GAMES	ATTENDANCE	PCT/CAPACITY	AVERAGE
<b>SEC</b>	<b>12</b>	<b>83</b>	<b>6,085,156</b>	<b>96.7</b>	<b>73,315</b>
Big Ten	11	78	5,499,439	93.1	70,505
Big 12	12	79	4,593,104	97.3	56,705
Atlantic Coast	9	58	2,944,936	92.6	50,350
Pac-10	10	66	3,292,112	75.0	49,880
Big East	8	53	2,332,544	79.1	44,010
Mountain West	8	46	1,544,788	75.7	34,329

2003					
	TEAMS	GAMES	ATTENDANCE	PCT/CAPACITY	AVERAGE
<b>SEC</b>	<b>12</b>	<b>85</b>	<b>6,146,890</b>	<b>97.1</b>	<b>74,059</b>
Big Ten	11	75	5,264,867	92.0	70,198
Big 12	12	81	4,565,288	92.6	56,362
Atlantic Coast	9	58	3,012,392	90.8	51,938
Pac-10	10	62	3,199,732	77.4	51,608
Big East	8	51	2,390,358	80.3	46,870
Mountain West	8	49	1,607,660	65.0	32,809

2004					
	TEAMS	GAMES	ATTENDANCE	PCT/CAPACITY	AVERAGE
<b>SEC</b>	<b>12</b>	<b>77</b>	<b>5,719,678</b>	<b>95.9</b>	<b>74,282</b>
Big Ten	11	66	4,591,722	91.5	69,572
Big 12	12	72	4,126,492	94.9	57,312
Pac-10	10	58	3,229,666	82.5	55,684
Atlantic Coast	11	66	3,678,508	96.3	55,735
Big East	7	41	1,549,992	72.1	37,805
Mountain West	8	46	1,619,810	79.6	35,213



# RECORDS AND RESULTS

## 2005

	TEAMS	GAMES	ATTENDANCE	PCT/CAPACITY	AVERAGE
<b>SEC</b>	<b>12</b>	<b>77</b>	<b>5,751,917</b>	<b>97.6</b>	<b>74,700</b>
Big Ten	11	69	5,007,067	93.9	72,566
Big 12	12	72	4,204,574	95.0	58,397
Atlantic Coast	12	72	3,762,511	90.7	52,257
Pac-10	10	60	3,448,759	84.9	57,479
Big East	8	46	1,812,406	83.5	39,400
Mountain West	9	48	1,693,216	78.6	35,275

## 2006

	TEAMS	GAMES	ATTENDANCE	PCT/CAPACITY	AVERAGE
<b>SEC</b>	<b>12</b>	<b>87</b>	<b>6,586,408</b>	<b>96.5</b>	<b>75,706</b>
Big Ten	11	75	5,223,202	92.5	69,643
Big 12	12	83	4,894,337	94.6	58,968
Pac-10	10	64	3,604,124	87.6	56,314
Atlantic Coast	12	85	4,499,567	90.1	52,936
Big East	8	52	2,030,211	78.2	39,043
Mountain West	9	54	1,769,390	74.4	32,766

## 2007

	TEAMS	GAMES	ATTENDANCE	AVERAGE	CHANGE
<b>SEC</b>	<b>12</b>	<b>89</b>	<b>6,687,342</b>	<b>75,139</b>	<b>-567</b>
Big Ten	11	76	5,408,019	71,158	1,515
Big 12	12	80	4,875,289	60,941	1,973
Pacific-10	10	66	3,825,116	57,956	1,404
Atlantic Coast	12	77	4,141,590	53,787	851
Big East	8	53	2,197,190	41,456	2,413
Mountain West	9	55	1,866,531	33,937	1,171

## 2008

	TEAMS	GAMES	ATTENDANCE	AVERAGE	CHANGE
<b>SEC</b>	<b>12</b>	<b>83</b>	<b>6,378,085</b>	<b>76,844</b>	<b>1,705</b>
Big Ten	11	77	5,399,659	70,125	-1,033
Big 12	12	84	5,288,296	62,956	2,015
Pacific-10	10	65	3,727,738	57,350	-606
Atlantic Coast	12	83	4,377,168	52,737	-1,050
Independents	3	19	965,235	50,802	-976
Big East	8	52	2,243,553	43,145	1,689
Mountain West	9	56	1,793,151	32,021	-1,916
Conference-USA	12	71	1,925,391	27,118	-548
Western Athletic	9	55	1,346,134	24,475	1,461
Sun Belt	8	41	761,942	18,584	2,210
Mid-American	13	73	1,221,054	16,727	-607

## 2009

	TEAMS	GAMES	ATTENDANCE	AVERAGE	CHANGE
<b>SEC</b>	<b>12</b>	<b>86</b>	<b>6,560,738</b>	<b>76,288</b>	<b>-556</b>
Big Ten	11	77	5,526,237	71,769	1,644
Big 12	12	82	5,155,739	62,875	-81
Pacific-10	10	64	3,467,899	54,186	-3,164
ACC	12	81	4,151,171	51,249	-1,488
Big East	8	53	2,374,604	44,804	1,659
Mountain West	9	55	1,826,091	33,202	1,181
Conference USA	12	73	1,941,825	26,600	-518
Western Athletic	9	53	1,205,690	22,749	-1,726
Sun Belt	9	49	806,687	16,463	-2,121
Mid-American	13	74	1,133,434	15,317	-1,410
Independents	3	19	923,915	48,627	-2,175

## 2010

	TEAMS	GAMES	ATTENDANCE	AVERAGE	CHANGE
<b>SEC</b>	<b>12</b>	<b>85</b>	<b>6,521,151</b>	<b>76,719</b>	<b>432</b>
Big Ten	11	76	5,480,023	72,106	336
Big 12	12	83	5,226,903	62,975	100
Pacific-10	10	62	3,336,793	53,819	-367
Atlantic Coast	12	79	4,067,984	51,493	244
Big East	8	53	2,386,461	45,028	224
Mountain West	9	54	1,861,071	34,464	1,263
Conference USA	12	76	2,162,509	28,454	1,854
Western Athletic	9	58	1,356,797	23,393	644
Sun Belt	9	48	862,502	17,969	1,506
Mid-American	13	74	1,155,099	15,609	293
Independents	3	17	887,165	52,186	3,559

## 2011

	TEAMS	GAMES	ATTENDANCE	AVERAGE	CHANGE
<b>SEC</b>	<b>12</b>	<b>84</b>	<b>6,369,898</b>	<b>75,832</b>	<b>-887</b>
Big Ten	12	85	6,072,276	71,439	-667
Big 12	10	66	4,175,464	63,265	290
Pac 12	12	76	3,970,939	52,249	-1,570
Atlantic Coast	12	83	4,266,723	51,406	-87
Big East	8	55	2,407,109	43,766	-1,262
Mountain West	8	49	1,422,734	29,035	-5,429
Conference USA	12	70	1,855,609	26,509	-1,945
Western Athletic	8	47	959,117	20,407	-2,986
Sun Belt	9	51	978,824	19,193	1,224
Mid-American	13	79	1,345,570	17,033	1,423
Independent	4	22	1,212,962	55,135	2,948

## 2012

	TEAMS	GAMES	ATTENDANCE	AVERAGE	CHANGE
<b>SEC</b>	<b>#14</b>	<b>99</b>	<b>7,478,304</b>	<b>75,538</b>	<b>-294</b>
Big Ten	12	84	5,883,372	70,040	-1,398
Big 12	10	66	3,894,266	59,004	-4,261
Pac-12	12	79	4,240,632	53,679	1,430
Atlantic Coast	12	80	3,992,779	49,910	-1,497
Big East	8	49	1,920,052	39,185	-4,581
Mountain West	10	63	1,630,930	25,888	-3,148
Conference USA	12	76	1,948,544	25,639	-870
Sun Belt	9	51	*1,008,084	19,766	574
Western Athletic	5	29	488,486	16,844	-3,562
Mid-American	12	71	1,102,346	15,526	-1,507

## 2013

	TEAMS	GAMES	ATTENDANCE	AVERAGE	CHANGE
<b>SEC#</b>	<b>14</b>	<b>100</b>	<b>**7,567,406</b>	<b>75,674</b>	<b>136</b>
Big Ten	12	87	*6,127,526	70,431	391
Big 12	10	66	3,887,362	58,899	-105
Pac-12	12	80	*4,289,553	53,619	-59
Atlantic Coast #	14	97	*4,848,265	49,982	72
American #	10	65	2,191,285	33,712	--
Mountain West #	12	75	1,955,995	26,080	192
Conference USA #	13	73	1,570,248	21,510	-4,128
Sun Belt #	7	38	754,659	19,859	93
Mid-American #	13	74	1,238,660	16,739	1,213
Independents #	6	34	1,385,905	40,762	-10,862

# RECORDS AND RESULTS

2014					
	TEAMS	GAMES	ATTENDANCE	AVERAGE	CHANGE
<b>SEC</b>	<b>14</b>	<b>100</b>	<b>**7,769,362</b>	<b>**77,694</b>	<b>2,020</b>
Big Ten#	14	96	6,419,447	66,869	-3,562
Big 12	10	65	3,776,610	58,102	-797
Pac-12	12	78	4,110,783	52,702	-917
Atlantic Coast#	14	94	4,727,318	50,291	309
American#	11	69	2,014,334	29,193	-4,519
Mountain West	12	74	*1,868,773	25,254	-826
Conference USA#	12	72	1,472,759	20,455	-1,055
Sun Belt#	9	52	951,296	18,294	-1,565
Mid-American	13	76	1,172,750	15,431	-1,308
Independents#	4	24	1,269,175	52,882	12,120

2015					
	TEAMS	GAMES	ATTENDANCE	AVERAGE	CHANGE
<b>SEC</b>	<b>14</b>	<b>99</b>	<b>**7,784,376</b>	<b>**78,630</b>	<b>936</b>
Big Ten	14	99	*6,534,801	66,008	-861
Big 12	10	66	3,784,920	57,347	-755
Pac-12	12	79	4,098,519	51,880	-822
Atlantic Coast	14	92	4,511,055	49,033	-1,258
American#	12	76	*2,419,994	31,842	2,649
Mountain West	12	76	1,814,910	23,880	-1,374
Conference USA#	12	70	1,426,548	20,379	-76
Sun Belt#	11	63	*1,101,365	17,482	-812
Mid-American	13	78	1,194,683	15,316	-115
Independent#	3	18	1,021,907	56,773	3,891

2016					
	TEAMS	GAMES	ATTENDANCE	AVERAGE	CHANGE
<b>SEC</b>	<b>14</b>	<b>97</b>	<b>7,518,208</b>	<b>77,507</b>	<b>-1,123</b>
Big Ten	14	98	6,482,761	66,151	143
Big 12	10	66	3,797,046	57,531	184
Pac-12	12	77	3,855,634	50,073	-1,807
Atlantic Coast	14	91	4,525,797	49,734	701
American	12	77	*2,434,050	31,611	-231
Mountain West	12	76	1,833,973	24,131	251
Conference USA#	13	80	1,587,928	19,849	-530
Sun Belt	11	63	*1,137,573	18,057	575
Mid-American#	12	72	1,180,137	16,391	1,075
Independent	4	23	1,086,509	47,240	-9,533

2017					
	TEAMS	GAMES	ATTENDANCE	AVERAGE	CHANGE
<b>SEC</b>	<b>14</b>	<b>98</b>	<b>7,357,228</b>	<b>75,074</b>	<b>-2,433</b>
Big Ten	14	95	6,291,534	66,227	76
Big 12	10	65	3,695,374	56,852	-679
Pac-12	12	79	3,918,463	49,601	-472
Atlantic Coast	14	93	4,505,142	48,442	-1,292
American	12	77	2,207,547	28,669	-2,942
Mountain West	12	75	1,872,220	24,963	832
Conference USA#	14	85	1,636,040	19,248	-601
Sun Belt	11	59	1,052,727	17,843	-214
Mid-American	12	69	1,062,159	15,394	-997
FBS Independent	4	25	1,130,738	45,230	-2,010

2018					
	TEAMS	GAMES	ATTENDANCE	AVERAGE	CHANGE
<b>SEC</b>	<b>14</b>	<b>101</b>	<b>7,473,374</b>	<b>73,994</b>	<b>-1,080</b>
Big Ten	14	97	6,341,435	65,376	-851
Big 12	10	67	3,818,091	56,986	134
Atlantic Coast	14	91	4,442,603	48,820	378
Pac-12	12	78	3,622,480	46,442	-3,159
American	12	75	2,167,657	28,902	233
Mountain West	12	75	1,789,644	23,862	-1,101
Conference USA	14	83	1,566,570	18,874	-374
Sun Belt#	10	58	1,008,118	17,381	-462
Mid-American	12	71	1,097,488	15,458	64
FBS Independent	5	29	1,101,584	37,986	-7,244

2019					
	TEAMS	GAMES	ATTENDANCE	AVERAGE	CHANGE
<b>SEC</b>	<b>14</b>	<b>102</b>	<b>7,417,759</b>	<b>72,723</b>	<b>-1,271</b>
Big Ten	14	97	6,311,298	65,065	-311
Big 12	10	66	3,792,831	57,467	481
Atlantic Coast	14	93	4,486,578	48,243	-577
Pac-12	12	78	3,594,265	46,080	-362
American	12	74	2,182,703	29,496	594
Mountain West	12	76	1,765,616	23,232	-630
Conference USA	14	87	1,646,839	18,929	55
Sun Belt	10	62	1,137,224	18,342	961
Mid-American	12	69	1,071,587	15,530	72
FBS Independent	6	36	1,333,374	37,038	-948

Note: Attendance records were not kept in 2020 due to attendance restrictions during the COVID-19 pandemic.

2021					
	TEAMS	GAMES	ATTENDANCE	AVERAGE	
<b>SEC</b>	<b>14</b>	<b>104</b>	<b>7,464,307</b>	<b>71,772</b>	
Big Ten	14	93	6,100,237	65,593	
Big 12	10	65	3,501,952	53,876	
Atlantic Coast	14	95	4,224,699	44,471	
Pac-12	12	78	3,408,846	43,703	
American	11	68	1,944,231	28,592	
Mountain West	12	74	1,519,458	20,533	
Conference USA	14	83	1,435,329	18,640	
Sun Belt	10	63	1,159,809	18,410	
Mid-American	12	70	965,227	13,789	
FBS Independent	7	42	1,350,136	32,146	

2022					
	TEAMS	GAMES	ATTENDANCE	AVERAGE	
<b>SEC</b>	<b>14</b>	<b>98</b>	<b>7,529,130</b>	<b>76,828</b>	
Big Ten	14	97	6,552,425	67,550	
Big 12	10	65	3,844,014	59,139	
Atlantic Coast	14	90	4,315,071	47,945	
Pac-12	12	79	3,495,408	44,246	
American	11	70	2,002,231	28,603	
Mountain West	12	76	1,718,429	22,611	
Conference USA#	11	65	1,202,491	18,500	
Sun Belt#	14	86	1,729,804	20,114	
Mid-American	12	68	968,471	14,242	
FBS Independent	7	41	1,389,332	33,886	

\*\* All conferences record.

\* Conference record.

# Different alignment than in prior year.



# RECORDS AND RESULTS

## SOUTHEASTERN CONFERENCE INDIVIDUAL RECORDS

Career statistics only include statistics at SEC institutions.

### TOTAL OFFENSE

#### PLAYS

##### GAME:

1.	78—	Whit Taylor, Vanderbilt vs. Georgia (20 rushes, 58 passes) . . . . .	1982
2.	74—	Tim Couch, Kentucky vs. LSU (8 rushes, 66 passes) . . . . .	1997
	74—	Dusty Bonner, Kentucky vs. Louisville (12 rushes, 62 passes) . . . . .	1999
	74—	Kenny Hill, Texas A&M vs. Mississippi State (12 rushes, 62 passes) . . . . .	2014
5.	73—	Eric Zeier, Georgia vs. Florida (8 rushes, 65 passes) . . . . .	1993
	73—	Tim Couch, Kentucky vs. Arkansas (6 rushes, 67 passes) . . . . .	1998
	73—	Johnny Manziel, Texas A&M vs. LSU (17 rushes, 56 pass) . . . . .	2012
8.	72—	André Woodson, Kentucky vs. Tennessee (10 rushes, 62 passes) . . . . .	2007
9.	71—	Dusty Bonner, Kentucky vs. Tennessee (21 rushes, 50 passes) . . . . .	1999
10.	70—	Peyton Manning, Tennessee vs. Florida (5 rushes, 65 passes) . . . . .	1996
	70—	Dak Prescott, Mississippi State vs. Alabama (22 rushes, 48 passes) . . . . .	2014
	70—	Chad Kelly, Ole Miss vs. Auburn (11 rushes, 59 passes) . . . . .	2016
	70—	Will Rogers, Mississippi State vs. Memphis (3 rushes, 67 passes) . . . . .	2021

##### SEASON:

1.	745—	Will Rogers, Mississippi State (62 rushes, 683 passes) . . . . .	2021
2.	642—	Joe Burrow, LSU (115 rushes, 527 passes) . . . . .	2019
3.	637—	Dak Prescott, Mississippi State (160 rushes, 477 passes) . . . . .	2015
4.	635—	Jared Lorenzen, Kentucky (76 rushes, 559 passes) . . . . .	2000
	635—	Johnny Manziel, Texas A&M (201 rushes, 434 passes) . . . . .	2012
6.	628—	Bryce Young, Alabama (574 passes, 81 rushes) . . . . .	2021
7.	617—	Tim Couch, Kentucky (64 rushes, 553 passes) . . . . .	1998
8.	613—	Tim Couch, Kentucky (66 rushes, 547 passes) . . . . .	1997
9.	606—	Dak Prescott, Mississippi State (210 rushes, 396 passes) . . . . .	2014
10.	587—	André Woodson, Kentucky (69 rushes, 518 passes) . . . . .	2007

##### CAREER:

1.	1,793—	Jared Lorenzen, Kentucky (279 rushes, 1,574 passes) . . . . .	2000-03
2.	1,775—	Will Rogers, Mississippi State (136 rushes, 1,639 passes) . . . . .	2020-present
3.	1,769—	Kellen Mond, Texas A&M (438 rushes, 1,358 passes) . . . . .	2017-20
4.	1,764—	Aaron Murray, Georgia (286 rushes, 1,478 passes) . . . . .	2010-13
5.	1,756—	Drew Lock, Missouri (203 rushes, 1,553 passes) . . . . .	2015-18
6.	1,709—	Dak Prescott, Mississippi State (536 rushes, 1,169 passes, 4 rec.) . . . . .	2012-15
7.	1,695—	Jay Cutler, Vanderbilt (453 rushes, 1,242 passes) . . . . .	2002-05
8.	1,687—	Tim Tebow, Florida (692 rushes, 995 passes) . . . . .	2006-09
9.	1,644—	David Greene, Georgia (204 rushes, 1,440 passes) . . . . .	2001-04
10.	1,636—	Chris Leak, Florida (320 rushes, 1,324 passes) . . . . .	2003-06

#### YARDS

##### GAME:

1.	585—	K.J. Costello, Mississippi State at LSU (-38 rushing, 623 passing) . . . . .	2020
2.	576—	Johnny Manziel, Texas A&M vs. Louisiana Tech (181 rushing, 395 passing) . . . . .	2012
3.	562—	Johnny Manziel, Texas A&M vs. Alabama (98 rushing, 464 passing) . . . . .	2013
4.	557—	Johnny Manziel, Texas A&M vs. Arkansas (104 rushing, 453 passing) . . . . .	2012
5.	554—	Dak Prescott, Mississippi State vs. Arkansas (46 rushing, 508 passing) . . . . .	2015
6.	550—	Emory Jones, Florida vs. Samford (86 rushing, 464 passing) . . . . .	2021
7.	548—	Bryce Young, Alabama vs. Arkansas (-11 rushing, 559 passing) . . . . .	2021
8.	540—	Archie Manning, Ole Miss vs. Alabama (104 rushing, 436 passing) . . . . .	1969
	540—	Rohan Davey, LSU vs. Alabama (12 rushing, 528 passing) . . . . .	2001
10.	536—	Nick Fitzgerald, Mississippi State vs. Samford (119 rushing, 417 passing) . . . . .	2016
11.	533—	Tim Tebow, Florida vs. Cincinnati (51 rushing, 482 passing) . . . . .	2009
12.	530—	Tyler Bray, Tennessee vs. Troy (0 rushing, 530 passing) . . . . .	2012
13.	527—	Eric Zeier, Georgia vs. Southern Miss (-17 rushing, 544 passing) . . . . .	1993
14.	525—	Jared Lorenzen, Kentucky vs. Georgia (-3 rushing, 528 passing) . . . . .	2000
15.	521—	Whit Taylor, Vanderbilt vs. Tennessee (57 rushing, 464 passing) . . . . .	1981
	521—	Joe Burrow, LSU vs. Clemson (58 rushing, 463 passing) . . . . .	2019
17.	517—	Chris Nickson, Vanderbilt vs. Kentucky (71 rushing, 446 passing) . . . . .	2006
18.	516—	Johnny Manziel, Texas A&M vs. Oklahoma (229 rushing, 287 passing) . . . . .	2012
	516—	Kenny Hill, Texas A&M vs. South Carolina (5 rushing, 511 passing) . . . . .	2014
20.	515—	Drew Lock, Missouri vs. Missouri State (-6 rushing, 521 passing) . . . . .	2017
	515—	Joe Burrow, LSU vs. Ole Miss (26 rushing, 489 passing) . . . . .	2019
	515—	Anthony Richardson, Florida vs. Tennessee (62 rushing, 453 passing) . . . . .	2022

##### SEASON:

1.	6,039—	Joe Burrow, LSU (358 rushing, 5,671 passing) . . . . .	2019
2.	5,116—	Johnny Manziel, Texas A&M (1,410 rushing, 3,706 passing) . . . . .	2012
3.	4,873—	Johnny Manziel, Texas A&M (759 rushing, 4,114 passing) . . . . .	2013
4.	4,872—	Bryce Young, Alabama (all passing) . . . . .	2021
5.	4,642—	Will Rogers, Mississippi State (-97 rushing, 4,739 passing) . . . . .	2021
6.	4,542—	Chad Kelly, Ole Miss (500 rushing, 4,042 passing) . . . . .	2015

7.	4,514—	Mac Jones, Alabama (14 rushing, 4,500 passing) . . . . .	2020
8.	4,435—	Dak Prescott, Mississippi State (986 rushing, 3,449 passing) . . . . .	2014
9.	4,381—	Dak Prescott, Mississippi State (588 rushing, 3,793 passing) . . . . .	2015
10.	4,333—	Kyle Trask, Florida (50 rushing, 4,283 passing) . . . . .	2020
11.	4,332—	Stetson Bennett, Georgia (205 rushing, 4,127 passing) . . . . .	2022
12.	4,327—	Cam Newton, Auburn (1,473 rushing, 2,854 passing) . . . . .	2010
13.	4,181—	Tim Tebow, Florida (895 rushing, 3,286 passing) . . . . .	2007
14.	4,156—	Tua Tagovailoa, Alabama (190 rushing, 3,966 passing) . . . . .	2018
15.	4,151—	Tim Couch, Kentucky (-124 rushing, 4,275 passing) . . . . .	1998
16.	4,075—	Drew Lock, Missouri (111 rushing, 3,965 passing) . . . . .	2017
17.	3,904—	Rex Grossman, Florida (8 rushing, 3,896 passing) . . . . .	2001
18.	3,837—	Blake Sims, Alabama (350 rushing, 3,487 passing) . . . . .	2014
19.	3,827—	Jared Lorenzen, Kentucky (140 rushing, 3,687 passing) . . . . .	2000
20.	3,825—	Aaron Murray, Georgia (-68 rushing, 3,893 passing) . . . . .	2012

##### CAREER:

1.	13,562—	Aaron Murray, Georgia (396 rush, 13,166) . . . . .	2010-13
2.	12,630—	Drew Lock, Missouri (437 rushing, 12,193 passing) . . . . .	2015-18
3.	12,232—	Tim Tebow, Florida (2,947 rushing, 9,285 passing) . . . . .	2006-09
4.	11,897—	Dak Prescott, Mississippi State (2,521 rushing, 9,376 passing) . . . . .	2012-15
5.	11,380—	Chris Leak, Florida (137 rushing, 11,213 passing, 30 receiving) . . . . .	2003-06
6.	11,270—	David Greene, Georgia (-258 rushing, 11,528 passing) . . . . .	2001-04
7.	11,269—	Kellen Mond, Texas A&M (1,608 rushing, 9,661 passing) . . . . .	2017-20
8.	11,020—	Peyton Manning, Tennessee (-181 rushing, 11,201 passing) . . . . .	1994-97
9.	10,841—	Eric Zeier, Georgia (-312 rushing, 11,153 passing) . . . . .	1991-94
10.	10,637—	Jared Lorenzen, Kentucky (279 rushing, 10,354 passing) . . . . .	2000-03
11.	10,500—	Danny Wuerffel, Florida (-375 rushing, 10,875 passing) . . . . .	1993-96
12.	10,478—	Bo Wallace, Ole Miss (944 rushing, 9,534 passing) . . . . .	2012-14
13.	10,386—	Will Rogers, Mississippi State (-303 rushing, 10,689 passing) . . . . .	2020-present
14.	9,989—	Eli Manning, Ole Miss (-130 rushing, 10,119 passing) . . . . .	2000-03
	9,989—	Johnny Manziel, Texas A&M (2,169 rushing, 7,820 passing) . . . . .	2012-13

#### YARDS PER GAME

##### SEASON:

1.	485.7—	Dak Prescott, Mississippi State (118 rush, 3,793 pass, 13 games) . . . . .	2015
2.	402.6—	Joe Burrow, LSU (358 rushing, 5,671 passing, 15 games) . . . . .	2019
3.	393.5—	Johnny Manziel, Texas A&M (1,410 rushing, 3,706 passing, 13 games) . . . . .	2012
4.	377.4—	Tim Couch, Kentucky (-124 rush, 4,275 pass, 11 games) . . . . .	1998
5.	374.8—	Johnny Manziel, Texas A&M (759 rush, 4,114 pass, 13 games) . . . . .	2013
6.	361.1—	Kyle Trask, Florida (50 rush, 4,283 pass, 12 games) . . . . .	2020
7.	357.1—	Will Rogers, Mississippi State (-97 rush, 4,739 pass, 13 games) . . . . .	2021
8.	354.2—	Rex Grossman, Florida (8 rush, 3,896 pass, 11 games) . . . . .	2001
9.	349.4—	Chad Kelly, Ole Miss (500 rushing, 4,042 passing, 13 games) . . . . .	2015
10.	347.9—	Jared Lorenzen, Kentucky (140 rush, 3,687 pass, 11 games) . . . . .	2000

##### CAREER:

1.	384.2—	Johnny Manziel, Texas A&M (9,989 in 26 games) . . . . .	2012-13
2.	346.9—	Chad Kelly, Ole Miss (7,632 in 22 games) . . . . .	2015-16
3.	333.3—	Joe Burrow, LSU (9,332 in 28 games) . . . . .	2018-19
4.	296.8—	Hendon Hooker, Tennessee (7,123 in 24 games) . . . . .	2021-22
5.	286.7—	Will Rogers (10,386 in 35 games) . . . . .	2020-present
6.	284.2—	Ryan Mallett, Arkansas (7,393 in 26 games) . . . . .	2009-10
7.	281.4—	Tim Couch, Kentucky (8,160 yards in 29 games) . . . . .	1996-98
8.	268.7—	Bo Wallace, Ole Miss (10,478 in 39 games) . . . . .	2012-14
9.	265.7—	Kyle Trask, Florida (7,440 yards in 28 games) . . . . .	2016-20
10.	264.0—	Shane Matthews, Florida (9,241 yards in 35 games) . . . . .	1989-92

#### YARDS PER PLAY

##### GAME: (Min. 10 plays)

1.	21.5—	Mac Jones, Alabama vs. Western Carolina (13 for 279) . . . . .	2019
2.	21.4—	Eagle Day, Ole Miss vs. Villanova (10 for 214) . . . . .	1954
3.	21.3—	Tua Tagovailoa, Alabama vs. Arkansas (16 for 341) . . . . .	2018
4.	19.9—	Parker Hall, Ole Miss vs. Sewanee (10 for 199) . . . . .	1938

##### GAME: (Min. 20 plays)

1.	16.10—	Jay Cutler, Vanderbilt vs. Furman (20 for 322) . . . . .	2002
	16.10—	Hendon Hooker, Tennessee vs. Akron (20 for 322) . . . . .	2022
3.	15.55—	Matt Mauck, LSU vs. Louisiana Tech (20 for 311) . . . . .	2003
4.	15.25—	Ryan Mallett, Arkansas vs. Georgia (27 for 412) . . . . .	2009
5.	15.00—	Jason Campbell, Auburn vs. Arkansas (20 for 300) . . . . .	2004
6.	14.93—	Mac Jones, Alabama vs. Texas A&M (29 for 433) . . . . .	2020
7.	14.71—	Drew Lock, Missouri vs. Missouri State (35 for 515) . . . . .	2017
8.	14.59—	JaMarcus Russell, LSU vs. Mississippi State (22 for 321) . . . . .	2006



# RECORDS AND RESULTS

9.	14.54—	Ryan Mallett, Arkansas vs. Mississippi State (22 for 312) . . . . .	2009
10.	14.50—	Tua Tagovailoa, Alabama vs. The Citadel (26 for 340) . . . . .	2018
11.	14.18—	Derrick Taite, Mississippi State vs. Tulane (33 for 468) . . . . .	1994
12.	14.15—	Eli Manning, Ole Miss vs. Arkansas State (20 for 283) . . . . .	2002
13.	14.03—	Rex Grossman, Florida vs. LSU (33 for 463) . . . . .	2001
14.	14.00—	Chris Leak, Florida vs. Middle Tennessee State (23 for 322) . . . . .	2004
15.	13.78—	Ryan Mallett, Arkansas vs. Troy (28 for 386) . . . . .	2009

## GAME: (Min. 40 plays)

1.	12.5—	Emory Jones, Florida vs. Samford (44 for 550) . . . . .	2021
2.	11.91—	Bryce Young, Alabama vs. Arkansas (46 for 548) . . . . .	2021
3.	11.9—	Tim Couch, Kentucky vs. Louisville (42 for 498) . . . . .	1998
4.	11.54—	Jared Lorenzen, Kentucky vs. Vanderbilt (42 for 485) . . . . .	2001
5.	11.49—	Rohan Davey, LSU vs. Alabama (47 for 540) . . . . .	2001
6.	11.24—	Hendon Hooker, Tennessee vs. Florida (41 for 461) . . . . .	2022
7.	10.81—	Spencer Rattler, South Carolina vs. Tennessee (42 for 454) . . . . .	2022
8.	10.8—	Eric Zeier, Georgia vs. Southern Miss. (49 for 527) . . . . .	1993
9.	10.7—	Johnny Manziel, Texas A&M vs. Arkansas (52 for 557) . . . . .	2012
10.	10.6—	Johnny Manziel, Texas A&M vs. Alabama (53 for 562) . . . . .	2013
	10.6—	Chad Kelly, Ole Miss vs. Arkansas (45 for 478) . . . . .	2015

## GAME: (Min. 50 plays)

1.	10.7—	Johnny Manziel, Texas A&M vs. Arkansas (52 for 557) . . . . .	2012
2.	10.6—	Johnny Manziel, Texas A&M vs. Alabama (53 for 562) . . . . .	2013
3.	10.1—	Johnny Manziel, Texas A&M vs. Oklahoma (51 for 576) . . . . .	2012
4.	10.0—	Steve Taneyhill, South Carolina vs. Mississippi State (51 for 512) . . . . .	1995
5.	9.9—	Nick Fitzgerald, Mississippi State vs. Samford (54 for 536) . . . . .	2016
6.	9.8—	Chris Nickson, Vanderbilt vs. Kentucky (53 for 517) . . . . .	2006
	9.8—	Johnny Manziel, Texas A&M vs. Louisiana Tech (59 for 576) . . . . .	2012
8.	9.3—	Johnny Manziel, Texas A&M vs. Mississippi State (53 for 493) . . . . .	2013
9.	9.2—	Eric Zeier, Georgia vs. South Carolina (54 for 494) . . . . .	1994
	9.2—	Jake Bentley, South Carolina vs. Clemson (53 for 490) . . . . .	2018

## SEASON: (Min. 300 plays)

1.	10.33—	Mac Jones, Alabama (437 for 4,514) . . . . .	2020
2.	10.09—	Tua Tagovailoa, Alabama (412 for 4,156) . . . . .	2018
3.	9.10—	Rex Grossman, Florida (429 for 3,904) . . . . .	2001
4.	9.09—	Stetson Bennett, Georgia (343 for 3,121) . . . . .	2021
5.	8.80—	Drew Lock, Missouri (463 for 4,075) . . . . .	2017
6.	8.65—	Kyle Trask, Florida (501 for 4,333) . . . . .	2020
7.	8.60—	Aaron Murray, Georgia (445 for 3,825) . . . . .	2012
8.	8.57—	Pat Sullivan, Auburn (333 for 2,856) . . . . .	1970
9.	8.50—	Johnny Manziel, Texas A&M (573 for 4,873) . . . . .	2013
10.	8.48—	Stetson Bennett, Georgia (511 for 4,332) . . . . .	2022

## CAREER: (Min. 900 plays)

1.	8.42—	Stetson Bennett, Georgia (1,064 for 8,958) . . . . .	2019-22
2.	8.30—	Johnny Manziel, Texas A&M (1,208 for 9,989) . . . . .	2012-13
3.	8.04—	Ryan Mallett, Arkansas (919 for 7,390) . . . . .	2009-10
4.	7.89—	Hendon Hooker, Tennessee (903 for 7,123) . . . . .	2021-22
5.	7.87—	Kyle Trask, Florida (945 for 7,440) . . . . .	2016-20
6.	7.84—	Chad Kelly, Ole Miss (974 for 7,632) . . . . .	2015-16
7.	7.83—	Bryce Young, Alabama (1,088 for 8,518) . . . . .	2020-22
8.	7.75—	Danny Wuerffel, Florida (1,355 for 10,500) . . . . .	1993-96
9.	7.69—	Aaron Murray, Georgia (1,764 for 13,562) . . . . .	2010-13
10.	7.41—	Jake Fromm, Georgia (1,116 for 8,624) . . . . .	2017-19
11.	7.38—	Matt Jones, Arkansas (1,137 for 8,392) . . . . .	2001-04
12.	7.35—	Rex Grossman, Florida (1,229 for 9,031) . . . . .	2000-02
13.	7.30—	Tyler Wilson, Arkansas (1,058 for 3,394) . . . . .	2008-12
14.	7.19—	Drew Lock, Missouri (1,756 for 12,630) . . . . .	2015-18
15.	7.25—	Tim Tebow, Florida (1,687 for 12,232) . . . . .	2006-09
16.	7.18—	Peyton Manning, Tennessee (1,534 for 11,020) . . . . .	1994-97
17.	7.16—	JaMarcus Russell, LSU (936 for 6,704) . . . . .	2004-06
18.	7.04—	Matthew Stafford, Georgia (1,128 for 7,944) . . . . .	2006-08
19.	7.03—	Pat Sullivan, Auburn (974 for 6,844) . . . . .	1969-71
20.	6.99—	Dak Prescott, Mississippi State (1,702 for 11,897) . . . . .	2012-15

## TOUCHDOWN RESPONSIBILITY

### GAME:

1.	8—	Joe Burrow, LSU vs. Oklahoma (1 rushing, 7 passing) . . . . .	2019
2.	7—	Showboat Boykin, Ole Miss vs. Mississippi State (all rushing) . . . . .	1951
	7—	Terry Dean, Florida vs. New Mexico State (all passing) . . . . .	1994
	7—	Danny Wuerffel, Florida vs. Tennessee (1 rushing, 6 passing) . . . . .	1995
	7—	Doug Johnson, Florida vs. Central Michigan (all passing) . . . . .	1997
	7—	Tim Couch, Kentucky vs. Northeast Louisiana (1 rushing, 6 passing) . . . . .	1997
	7—	Tim Couch, Kentucky vs. Indiana (all passing) . . . . .	1997
	7—	Tim Couch, Kentucky vs. Louisville (all passing) . . . . .	1998
	7—	Tim Tebow, Florida vs. South Carolina (5 rushing, 2 passing) . . . . .	2007
	7—	Erik Ainge, Tennessee vs. Kentucky (all passing) . . . . .	2007

7—	Brandon Allen, Arkansas vs. Mississippi State (all passing) . . . . .	2015
7—	Dak Prescott, Mississippi State vs. Arkansas (2 rushing, 5 passing) . . . . .	2015
7—	Nick Fitzgerald, Mississippi State vs. Samford (2 rushing, 5 passing) . . . . .	2016
7—	Drew Lock vs. Missouri State (all passing) . . . . .	2017
7—	Tua Tagovailoa, Alabama vs. Ole Miss (1 rushing, 6 passing) . . . . .	2019
7—	Keytaon Thompson, Mississippi State vs. Stephen F. Austin (2 rushing, 5 passing) . . . . .	2018
7—	Emory Jones, Florida vs. Samford (6 passing, 1 rushing) . . . . .	2021
18.	31 times [Latest: Stetson Bennett, Georgia vs. TCU, 2022 season]	

### SEASON:

1.	65—	Joe Burrow, LSU (5 rushing, 60 passing) . . . . .	2019
2.	55—	Tim Tebow, Florida (23 rushing, 32 passing) . . . . .	2007
3.	51—	Cam Newton, Auburn (20 rushing, 30 passing, 1 receiving) . . . . .	2010
4.	50—	Bryce Young, Alabama (47 passing, 3 rushing) . . . . .	2021
5.	48—	Tua Tagovailoa, Alabama (43 passing, 5 rushing) . . . . .	2018
6.	47—	Johnny Manziel, Texas A&M (21 rushing, 26 passing) . . . . .	2012
7.	46—	Johnny Manziel, Texas A&M (9 rushing, 37 passing) . . . . .	2013
	46—	Kyle Trask, Florida (3 rushing, 43 passing) . . . . .	2020
9.	45—	Drew Lock, Missouri (1 rushing, 44 passing) . . . . .	2017
10.	43—	André Woodson, Kentucky (3 rushing, 40 passing) . . . . .	2007
11.	42—	Tim Tebow, Florida (12 rushing, 30 passing) . . . . .	2008
	42—	Mac Jones, Alabama (41 passing, 1 rushing) . . . . .	2020
	42—	Dak Prescott, Mississippi State (14 rushing, 27 passing, 1 receiving) . . . . .	2014
14.	41—	Danny Wuerffel, Florida (2 rushing, 39 passing) . . . . .	1996
	41—	Chad Kelly, Ole Miss (10 rushing, 31 passing) . . . . .	2015
16.	40—	Tim Couch, Kentucky (3 rushing, 37 passing) . . . . .	1997
	40—	Josh Dobbs, Tennessee (12 rushing, 27 passing, 1 receiving) . . . . .	2016
18.	39—	Peyton Manning, Tennessee (3 rushing, 36 passing) . . . . .	1997
	39—	Rex Grossman, Florida (5 rushing, 34 passing) . . . . .	2001
	39—	Aaron Murray, Georgia (3 rushing, 36 passing) . . . . .	2012
	39—	Dak Prescott, Mississippi State (10 rushing, 29 passing) . . . . .	2015

### CAREER:

1.	145—	Tim Tebow, Florida (57 rushing, 88 passing) . . . . .	2006-09
2.	137—	Aaron Murray, Georgia (16 rushing, 121 passing) . . . . .	2010-13
3.	122—	Danny Wuerffel, Florida (8 rushing, 114 passing) . . . . .	1993-96
4.	114—	Dak Prescott, Mississippi State (41 rushing, 70 passing, 3 receiving) . . . . .	2012-15
5.	109—	Drew Lock, Missouri (9 rushing, 99 passing, 1 receiving) . . . . .	2015-18
6.	101—	Peyton Manning, Tennessee (12 rushing, 89 passing) . . . . .	1994-97
	101—	Chris Leak, Florida (13 rushing, 88 passing) . . . . .	2003-06
	101—	Nick Fitzgerald, Mississippi State (46 rushing, 55 passing) . . . . .	2015-18
9.	96—	Tua Tagovailoa, Alabama (9 rushing, 87 passing) . . . . .	2017-19
10.	93—	Johnny Manziel, Texas A&M (30 rushing, 63 passing) . . . . .	2012-13
	93—	Kellen Mond, Texas A&M (22 rushing, 71 passing) . . . . .	2017-20
12.	90—	Jared Lorenzen, Kentucky (12 rushing, 78 passing) . . . . .	2000-03
13.	88—	Joe Burrow, LSU (12 rushing, 76 passing) . . . . .	2018-19
14.	87—	Josh Dobbs, Tennessee (32 rushing, 53 passing, 2 receiving) . . . . .	2013-16
	87—	Bryce Young, Alabama (7 rushing, 80 passing) . . . . .	2020-22
16.	86—	Eli Manning, Ole Miss (5 rushing, 81 passing) . . . . .	2000-03
17.	84—	André Woodson, Kentucky (5 rushing, 79 passing) . . . . .	2004-07
18.	83—	Rex Grossman, Florida (6 rushing, 77 passing) . . . . .	2000-02
	83—	Will Rogers, Mississippi State (1 rushing, 82 passing) . . . . .	2020-present
20.	82—	Shane Matthews, Florida (7 rushing, 74 passing, 1 receiving) . . . . .	1989-92
	82—	Bo Wallace, Ole Miss (19 rushing, 62 passing, 1 receiving) . . . . .	2012-14

## RUSHING

### MOST RUSHES

### GAME:

1.	47—	Herschel Walker, Georgia vs. Florida (192 yards) . . . . .	1981
2.	46—	Tre Mason, Auburn vs. Missouri (304 yards) . . . . .	2013
	46—	Derrick Henry, Alabama vs. Auburn (271 yards) . . . . .	2015
4.	45—	Madre Hill, Arkansas vs. Auburn (186 yards) . . . . .	1995
5.	44—	Derrick Henry, Alabama vs. Florida (189 yards) . . . . .	2015
6.	43—	Charles Alexander, LSU vs. Wyoming (231 yards) . . . . .	1977
	43—	Herschel Walker, Georgia vs. South Carolina (219 yards) . . . . .	1980
8.	42—	Johnny Musso, Alabama vs. Auburn (221 yards) . . . . .	1970
	42—	Brandon Holmes, Arkansas vs. LSU (143 yards) . . . . .	2000
10.	41—	Derick Logan, Kentucky vs. Georgia (140 yards) . . . . .	1996
	41—	Derick Logan, Kentucky vs. Mississippi State (186 yards) . . . . .	1996
	41—	Charles Alexander, LSU vs. Tulane (199 yards) . . . . .	1977
	41—	Herschel Walker, Georgia vs. Ole Miss (265 yards) . . . . .	1981
	41—	Johnnie Jones, Tennessee vs. Rutgers (234 yards) . . . . .	1983
	41—	Erict Rhett, Florida vs. Georgia (183 yards) . . . . .	1993
	41—	Travis Stephens, Tennessee vs. Arkansas (206 yards) . . . . .	2001
	41—	Carnell Williams, Auburn vs. Georgia (167 yards) . . . . .	2001

### SEASON:

1.	395—	Derrick Henry, Alabama (2,219 yards) . . . . .	2015
----	------	--	------



# RECORDS AND RESULTS

2.	385—	Herschel Walker, Georgia (1,891 yards) . . . . .	1981
3.	335—	Herschel Walker, Georgia (1,752 yards) . . . . .	1982
4.	325—	Darren McFadden, Arkansas (1,830 yards) . . . . .	2007
5.	324—	Rudi Johnson, Auburn (1,567 yards) . . . . .	2000
6.	317—	Tre Mason, Auburn (1,816 yards) . . . . .	2013
7.	311—	Charles Alexander, LSU (1,686 yards) . . . . .	1977
8.	307—	Madre Hill, Arkansas (1,387 yards) . . . . .	1995
9.	303—	Cameron Artis-Payne, Auburn (1,608 yards) . . . . .	2014
10.	302—	Shaun Alexander, Alabama (1,383 yards) . . . . .	1999

**CAREER:**

1.	994*	Herschel Walker, Georgia (5,259 yards) . . . . .	1980-82
2.	931—	Ralph Webb, Vanderbilt (4,173 yards) . . . . .	2014-17
3.	910—	Anthony Dixon, Mississippi State (3,994 yards) . . . . .	2006-99
4.	882—	Dalton Hilliard, LSU (4,050 yards) . . . . .	1982-85
5.	873—	Errict Rhett, Florida (4,163 yards) . . . . .	1990-93
6.	856—	Kevin Faulk, LSU (4,557 yards) . . . . .	1995-98
7.	855—	Charles Alexander, LSU (4,035 yards) . . . . .	1975-78
8.	785—	Darren McFadden, Arkansas (4,590 yards) . . . . .	2005-07
9.	777—	Sonny Collins, Kentucky (3,835 yards) . . . . .	1972-75
10.	758—	Nick Chubb, Georgia (4,769 yards) . . . . .	2014-17

\*—NCAA record for three years

**RUSHES PER GAME****SEASON:**

1.	35.0—	Herschel Walker, Georgia (385 in 11 games) . . . . .	1981
2.	30.4—	Herschel Walker, Georgia (335 in 11 games) . . . . .	1982
3.	28.3—	Charles Alexander, LSU (311 in 11 games) . . . . .	1977
4.	27.5—	Shaun Alexander, Alabama (302 in 11 games) . . . . .	1999
5.	27.0—	Rudi Johnson, Auburn (324 in 12 games) . . . . .	2000
6.	26.7—	Moe Williams, Kentucky (294 in 11 games) . . . . .	1995
7.	26.1—	Willie McClendon, Georgia (287 in 11 games) . . . . .	1978
8.	26.3—	Derrick Henry (395 in 15 games) . . . . .	2015
9.	25.8—	Emmitt Smith, Florida (284 in 11 games) . . . . .	1989
10.	25.6—	Madre Hill, Arkansas (307 in 12 games) . . . . .	1995

**CAREER:**

1.	30.1—	Herschel Walker, Georgia (994 in 33 games) . . . . .	1980-82
2.	22.5—	Emmitt Smith, Florida (700 in 31 games) . . . . .	1987-89
3.	20.9—	Kevin Faulk, LSU (856 in 41 games) . . . . .	1995-98
4.	20.7—	Darren McFadden, Arkansas (725 in 38 games) . . . . .	2005-07
5.	20.0—	Dalton Hilliard, LSU (882 in 44 games) . . . . .	1982-85
6.	19.74—	Kenny Irons, Auburn (454 in 23 games) . . . . .	2005-06
7.	19.70—	James Johnson, Mississippi State (453 in 23 games) . . . . .	1997-98
8.	19.4—	Charles Alexander, LSU (855 in 44 games) . . . . .	1975-78
9.	19.25—	Leonard Fournette, LSU (616 in 32 games) . . . . .	2014-16
10.	19.2—	Knowshon Moreno, Georgia (498 in 26 games) . . . . .	2007-08

**NET YARDS****GAME:**

1.	321—	Frank Mordica, Vanderbilt vs. Air Force (22 rushes) . . . . .	1978	
		321—	Darren McFadden, Arkansas vs. South Carolina (34 rushes) . . . . .	2007
3.	316—	Emmitt Smith, Florida vs. New Mexico (31 rushes) . . . . .	1989	
4.	307—	Curtis Kuykendall, Auburn vs. Miami (33 rushes) . . . . .	1944	
5.	304—	Tre Mason, Auburn vs. Missouri (46 rushes) . . . . .	2013	
6.	299—	Moe Williams, Kentucky vs. South Carolina (40 rushes) . . . . .	1995	
7.	294—	Chuck Webb, Tennessee vs. Ole Miss (35 rushes) . . . . .	1989	
8.	291—	Shaun Alexander, Alabama vs. LSU (20 rushes) . . . . .	1996	
9.	290—	Bo Jackson, Auburn vs. SW Louisiana (23 rushes) . . . . .	1985	
10.	287—	Ty Davis-Price, LSU vs. Florida (36 rushes) . . . . .	2021	
11.	285—	Derrius Guice, LSU vs. Texas A&M (37 rushes) . . . . .	2016	
12.	284—	Bobby Humphrey, Alabama vs. Mississippi State (30 rushes) . . . . .	1986	
		284—	Lynn Bowden Jr., Kentucky vs. Louisville (22 rushes) . . . . .	2019
14.	284—	Leonard Fournette, LSU vs. Ole Miss (16 rushes) . . . . .	2016	
15.	283—	Herschel Walker, Georgia vs. Vanderbilt (22 rushes) . . . . .	1980	
16.	282—	Dexter McCluster, Ole Miss vs. Tennessee (25 rushes) . . . . .	2009	
17.	272—	Moe Williams, Kentucky vs. Cincinnati (40 rushes) . . . . .	1995	
18.	271—	Derrick Henry, Alabama vs. Auburn (46 rushes) . . . . .	2015	
19.	267—	Bob Davis, Kentucky vs. Washington & Lee . . . . .	1937	
20.	266—	Nick Chubb, Georgia vs. Louisville (33 rushes) . . . . .	2014	

**SEASON:**

1.	2,219—	Derrick Henry, Alabama (395 rushes) . . . . .	2015
2.	1,953—	Leonard Fournette, LSU (300 rushes) . . . . .	2015
3.	1,891—	Herschel Walker, Georgia (385 rushes) . . . . .	1981
4.	1,830—	Darren McFadden, Arkansas (325 rushes) . . . . .	2007
5.	1,816—	Tre Mason, Auburn (317 rushes) . . . . .	2013

6.	1,786—	Bo Jackson, Auburn (278 rushes) . . . . .	1985	
7.	1,760—	Trayveon Williams, Texas A&M (271 rushes) . . . . .	2018	
8.	1,752—	Herschel Walker, Georgia (335 rushes) . . . . .	1982	
9.	1,686—	Charles Alexander, LSU (311 rushes) . . . . .	1977	
10.	1,679—	Trent Richardson, Alabama (283 rushes) . . . . .	2011	
11.	1,658—	Mark Ingram, Alabama (271 rushes) . . . . .	2009	
12.	1,647—	Darren McFadden, Arkansas (284 rushes) . . . . .	2006	
13.	1,616—	Herschel Walker, Georgia (274 rushes) . . . . .	1980	
14.	1,608—	Cameron Artis-Payne, Auburn (303 rushes) . . . . .	2014	
15.	1,600—	Moe Williams, Kentucky (294 rushes) . . . . .	1995	
16.	1,599—	Emmitt Smith, Florida (284 rushes) . . . . .	1989	
17.	1,567—	Rudi Johnson, Auburn (324 rushes) . . . . .	2000	
18.	1,557—	Alex Collins, Arkansas (271 rushes) . . . . .	2015	
19.	1,547—	Garrison Hearst, Georgia (228 rushes) . . . . .	1992	
		1,547—	Nick Chubb, Georgia (219 rushes) . . . . .	2014

**CAREER:**

1.	*5,259—	Herschel Walker, Georgia (33 games) . . . . .	1980-82
2.	4,769—	Nick Chubb, Georgia (47 games) . . . . .	2014-17
3.	4,590—	Darren McFadden, Arkansas (38 games) . . . . .	2005-07
4.	4,557—	Kevin Faulk, LSU (41 games) . . . . .	1995-98
5.	4,303—	Bo Jackson, Auburn (38 games) . . . . .	1982-85
6.	4,173—	Ralph Webb, Vanderbilt (49 games) . . . . .	2014-17
7.	4,163—	Errict Rhett, Florida (48 games) . . . . .	1990-93
8.	4,050—	Dalton Hilliard, LSU (44 games) . . . . .	1982-85
9.	4,035—	Charles Alexander, LSU (44 games) . . . . .	1975-78
10.	3,994—	Anthony Dixon, Mississippi State (48 games) . . . . .	2006-09
11.	3,928—	Emmitt Smith, Florida (31 games) . . . . .	1987-89
12.	3,873—	Benny Snell, Kentucky (39 games) . . . . .	2016-18
13.	3,843—	Najee Harris, Alabama (55 games) . . . . .	2017-20
14.	3,835—	Sonny Collins, Kentucky (41 games) . . . . .	1972-75
15.	3,831—	Carnell Williams, Auburn (42 games) . . . . .	2001-04
16.	3,830—	Leonard Fournette, LSU (32 games) . . . . .	2014-16
17.	3,720—	Larry Rountree III, Missouri (48 games) . . . . .	2017-20
18.	3,703—	Alex Collins, Arkansas (38 games) . . . . .	2013-15
19.	3,638—	Sony Michel, Georgia (47 games) . . . . .	2014-17
20.	3,615—	Trayveon Williams, Texas A&M (38 games) . . . . .	2016-18

\*—NCAA record for three years

**YARDS PER GAME****SEASON:**

1.	171.9—	Herschel Walker, Georgia (1,891 in 11 games) . . . . .	1981	
2.	162.8—	Leonard Fournette, LSU (1,953 in 12 games) . . . . .	2015	
3.	162.4—	Bo Jackson, Auburn (1,786 in 11 games) . . . . .	1985	
4.	159.3—	Herschel Walker, Georgia (1,752 in 11 games) . . . . .	1982	
5.	153.3—	Charles Alexander, LSU (1,686 in 11 games) . . . . .	1977	
6.	151.8—	Todd Gurley, Georgia (911 in 6 games) . . . . .	2014	
7.	148.0—	Derrick Henry, Alabama (2,219 in 15 games) . . . . .	2015	
8.	146.9—	Herschel Walker, Georgia (1,616 in 11 games) . . . . .	1980	
9.	145.5—	Moe Williams, Kentucky (1,600 in 11 games) . . . . .	1995	
10.	145.4—	Emmitt Smith, Florida (1,599 in 11 games) . . . . .	1989	
11.	140.8—	Darren McFadden, Arkansas (1,830 in 13 games) . . . . .	2007	
12.	140.6—	Garrison Hearst, Georgia (1,547 in 11 games) . . . . .	1992	
13.	135.4—	Trayveon Williams, Texas A&M (1,760 in 13 games) . . . . .	2018	
14.	131.2—	Johnny Dottley, Ole Miss (1,312 in 10 games) . . . . .	1949	
15.	130.7—	Jay Graham, Tennessee (1,438 in 11 games) . . . . .	1995	
16.	130.6—	Rudi Johnson, Auburn (1,567 in 12 games) . . . . .	2000	
17.	129.7—	Tre Mason, Auburn (1,816 in 14 games) . . . . .	2013	
18.	129.2—	Trent Richardson, Alabama (1,679 in 12 games) . . . . .	2011	
19.	127.1—	Kevin Faulk, LSU (1,144 in 9 games) . . . . .	1997	
20.	126.5—	Anthony Dixon, Mississippi State (1,391 in 11 games) . . . . .	2009	
		126.5—	Brent Fullwood, Auburn (1,391 in 11 games) . . . . .	1986

**CAREER:**

1.	159.4—	Herschel Walker, Georgia (5,259 in 33 games) . . . . .	1980-82
2.	126.7—	Emmitt Smith, Florida (3,928 in 31 games) . . . . .	1987-89
3.	120.8—	Darren McFadden, Arkansas (4,590 in 38 games) . . . . .	2005-07
4.	119.7—	Leonard Fournette, LSU (3,830 in 32 games) . . . . .	2014-16
5.	113.2—	Bo Jackson, Auburn (4,303 in 38 games) . . . . .	1982-85
6.	111.2—	Kevin Faulk, LSU (4,557 in 41 games) . . . . .	1995-98
7.	109.5—	Todd Gurley, Georgia (3,285 in 30 games) . . . . .	2012-14
8.	106.6—	James Johnson, Mississippi State (2,452 in 23 games) . . . . .	1997-98
9.	105.1—	Knowshon Moreno, Georgia (2,734 in 26 games) . . . . .	2007-08
10.	103.0—	Jamal Lewis, Tennessee (2,677 in 26 games) . . . . .	1997-99

# RECORDS AND RESULTS

## YARDS PER RUSH

### GAME: (Min. 40 rushes)

1.	7.48—	Moe Williams, Kentucky vs. South Carolina (299 on 40) . . . . .	1995
2.	6.80—	Moe Williams, Kentucky vs. Cincinnati (272 on 40) . . . . .	1995
3.	6.61—	Tre Mason, Auburn vs. Missouri (304 on 46) . . . . .	2013
4.	6.46—	Herschel Walker, Georgia vs. Ole Miss (265 on 41) . . . . .	1981
5.	5.89—	Derrick Henry, Alabama vs. Auburn (271 on 46) . . . . .	2015
6.	5.70—	Johnnie Jones, Tennessee vs. Rutgers (234 on 41) . . . . .	1983
7.	5.40—	Johnny Dottley, Ole Miss vs. Mississippi State (216 on 40) . . . . .	1949
8.	5.37—	Charles Alexander, LSU vs. Wyoming (231 on 43) . . . . .	1977
9.	5.30—	Marcus Lattimore, South Carolina vs. Florida (212 on 40) . . . . .	2010
10.	5.26—	Johnny Musso, Alabama vs. Auburn (221 on 42) . . . . .	1970

### GAME: (Min. 30 rushes)

1.	10.19—	Emmitt Smith, Florida vs. New Mexico (316 on 31) . . . . .	1989
2.	9.47—	Bobby Humphrey, Alabama vs. Mississippi State (284 on 30) . . . . .	1986
3.	9.44—	Darren McFadden, Arkansas vs. South Carolina (321 on 34) . . . . .	2007
4.	9.30—	Curtis Kuykendall, Auburn vs. Miami (307 on 33) . . . . .	1944
5.	8.40—	Chuck Webb, Tennessee vs. Ole Miss (294 on 35) . . . . .	1989
6.	8.27—	Johnnie Jones, Tennessee vs. Vanderbilt (248 on 30) . . . . .	1983

### GAME: (Min. 20 rushes)

1.	14.58—	Frank Mordica, Vanderbilt vs. Air Force (321 on 22) . . . . .	1978
2.	14.55—	Shaun Alexander, Alabama vs. LSU (246 on 21) . . . . .	1996
3.	12.91—	Lynn Bowden Jr., Kentucky vs. Louisville (284 on 22) . . . . .	2019
4.	12.86—	Herschel Walker, Georgia vs. Vanderbilt (283 on 22) . . . . .	1980
5.	12.80—	Bo Jackson, Auburn vs. Alabama (256 on 20) . . . . .	1983
6.	12.61—	Bo Jackson, Auburn vs. SW Louisiana (290 on 23) . . . . .	1985
7.	12.50—	Derrius Guice, LSU vs. Ole Miss (276 on 22) . . . . .	2017
8.	12.00—	Trayveon Williams, Texas A&M vs. Northwestern State (240 on 20) . . . . .	2018
9.	11.75—	Johnny Dottley, Ole Miss vs. Chattanooga (235 on 20) . . . . .	1949
10.	11.71—	Kevin Faulk, LSU vs. Houston (246 on 21) . . . . .	1996
	11.71—	Garrison Hearst, Georgia vs. Vanderbilt (246 on 21) . . . . .	1992

### GAME: (Min. 10 rushes)

1.	19.60—	Harvey Williams, LSU vs. Rice (196 on 10) . . . . .	1987
2.	19.00—	Josh Dobbs, Tennessee vs. Missouri (190 on 10) . . . . .	2016
3.	18.43—	Nick Fitzgerald, Mississippi State vs. Ole Miss (258 on 14) . . . . .	2016
4.	17.80—	Leonard Fournette, LSU vs. Ole Miss (284 on 16) . . . . .	2016
5.	17.50—	George Canale, Tennessee vs. Chattanooga (175 on 10) . . . . .	1962
6.	17.45—	Billy Baggett, LSU vs. Ole Miss (192 on 11) . . . . .	1950
7.	17.10—	Jordan Wilkins, Ole Miss vs. Presbyterian (171 on 10) . . . . .	2014
8.	16.45—	Sony Michel, Georgia vs. Oklahoma (181 on 11) . . . . .	2017
9.	16.40—	Keith Marshall, Georgia vs. Tennessee (164 on 10) . . . . .	2012
10.	16.20—	Glen Coffee, Alabama at Arkansas (162 on 10) . . . . .	2008

### SEASON: (Min. 200 rushes)

1.	7.06—	Nick Chubb, Georgia (1,547 on 219) . . . . .	2014
2.	7.01—	Johnny Manziel, Texas A&M (1,410 on 201) . . . . .	2012
3.	6.90—	Jeremy Hill, LSU (1,401 on 203) . . . . .	2013
4.	6.79—	Garrison Hearst, Georgia (1,547 on 228) . . . . .	1992
	6.58—	Clyde Edwards-Helaire, LSU (1,414 on 215) . . . . .	2019
6.	6.51—	Leonard Fournette, LSU (1,953 on 300) . . . . .	2015
7.	6.50—	Trayveon Williams, Texas A&M (1,760 on 271) . . . . .	2018
8.	6.48—	Knife Davis, Arkansas (1,322 on 204) . . . . .	2010
	6.48—	Eddie Lacy, Alabama (1,322 on 204) . . . . .	2012
10.	6.42—	Bo Jackson, Auburn (1,786 on 278) . . . . .	1985

### SEASON: (Min. 100 rushes)

1.	8.74—	Felix Jones, Arkansas (1,162 on 133) . . . . .	2007
2.	8.33—	Brent Fullwood, Auburn (1,391 on 167) . . . . .	1986
3.	7.93—	Lynn Bowden Jr., Kentucky (1,468 on 185) . . . . .	2019
4.	7.94—	Hank Lauricella, Tennessee (881 on 111) . . . . .	1951
5.	7.87—	Sony Michel, Georgia (1,227 on 156) . . . . .	2017
6.	7.68—	Bo Jackson, Auburn (1,213 on 158) . . . . .	1983
7.	7.61—	Monk Gafford, Auburn (1,004 on 132) . . . . .	1942
8.	7.58—	Felix Jones, Arkansas (1,168 on 154) . . . . .	2006
	7.58—	Derrius Guice, LSU (1387 on 183) . . . . .	2016
10.	7.53—	Elijah Williams, Florida (858 on 114) . . . . .	1995

### CAREER: (Min. 400 rushes)

1.	6.62—	Bo Jackson, Auburn (4,303 on 650) . . . . .	1982-85
2.	6.57—	Chris Rodriguez, Kentucky (2,740 on 417) . . . . .	2018-21
3.	6.56—	DeAndre Swift, Georgia (2,885 on 440) . . . . .	2017-19
4.	6.53—	Derrius Guice, LSU (3,074 on 471) . . . . .	2015-17
5.	6.44—	Todd Gurley, Georgia (3,285 on 510) . . . . .	2012-14
	6.44—	Damien Harris, Alabama (3,070 on 477) . . . . .	2015-18
7.	6.29—	Nick Chubb, Georgia (4,769 on 758) . . . . .	2014-17
8.	6.27—	Bobby Marlow, Alabama (2,560 on 480) . . . . .	1950-52
9.	6.22—	Leonard Fournette, LSU (3,830 on 616) . . . . .	2014-16
10.	6.16—	Sony Michel, Georgia (3,638 on 591) . . . . .	2014-17

## RUSHING TOUCHDOWNS

### SEASON:

1.	28—	Derrick Henry, Alabama . . . . .	2015
2.	26—	Najee Harris, Alabama . . . . .	2020
3.	23—	Tim Tebow, Florida . . . . .	2007
	23—	Tre Mason, Auburn . . . . .	2013
5.	22—	Leonard Fournette, LSU . . . . .	2015
6.	21—	Trent Richardson, Alabama . . . . .	2011
	21—	Johnny Manziel, Texas A&M . . . . .	2012
8.	20—	Cam Newton, Auburn . . . . .	2010
	20—	Alex Collins, Arkansas . . . . .	2015
10.	19—	Garrison Hearst, Georgia . . . . .	1992
	19—	Shaun Alexander, Alabama . . . . .	1999
	19—	LaBrandon Toefield, LSU . . . . .	2001
	19—	Benny Snell Jr., Kentucky . . . . .	2017
	19—	Vick Ballard, Mississippi State . . . . .	2010

### CAREER:

1.	57—	Tim Tebow, Florida . . . . .	2006-09
2.	49—	Herschel Walker, Georgia . . . . .	1980-82
3.	46—	Kevin Faulk, LSU . . . . .	1995-98
	46—	Nick Fitzgerald, Mississippi State . . . . .	2015-18
	46—	Najee Harris, Alabama . . . . .	2017-20
6.	45—	Carnell Williams, Auburn . . . . .	2001-04
7.	44—	Dalton Hilliard, LSU . . . . .	1982-85
	44—	Nick Chubb, Georgia . . . . .	2014-17
9.	43—	Bo Jackson, Auburn . . . . .	1982-85
10.	42—	Anthony Dixon, Mississippi State . . . . .	2006-09
	42—	Mark Ingram, Alabama . . . . .	2008-10
	42—	Derrick Henry, Alabama . . . . .	2013-15
13.	41—	Shaun Alexander, Alabama . . . . .	1996-99
	41—	Darren McFadden, Arkansas . . . . .	2005-07
	41—	Dak Prescott, Mississippi State . . . . .	2012-15
16.	40—	Charles Alexander, LSU . . . . .	1975-78
	40—	Leonard Fournette, LSU . . . . .	2014-16
	40—	Larry Rountree III, Missouri . . . . .	2017-20
19.	38—	Marcus Lattimore, South Carolina . . . . .	2010-12
20.	37—	Deuce McAllister, Ole Miss . . . . .	1997-00

## LONG TOUCHDOWN PLAYS (RUSHING)

### GAME:

1.	*99—	Kelsey Finch, Tennessee vs. Florida . . . . .	1977
	*99—	Broderick Green, Arkansas vs. Eastern Michigan . . . . .	2009
3.	98—	Stanley Howell, Mississippi State vs. Southern Miss . . . . .	1979
4.	97—	Blondy Black, Mississippi State vs. Duquesne . . . . .	1942
	97—	John Avery, Ole Miss vs. Arkansas . . . . .	1997
6.	96—	Emmitt Smith, Florida vs. Mississippi State . . . . .	1988
	96—	Chris Anderson, Alabama vs. Temple . . . . .	1991
	96—	Derrius Guice, LSU vs. Arkansas . . . . .	2016
9.	95—	Harry Gilmer, Alabama vs. Kentucky . . . . .	1945
10.	94—	Jessie Fatherree, LSU vs. Georgia . . . . .	1935
	94—	Sal Nicolò, LSU vs. Rice . . . . .	1952
	94—	Eric Gray, Tennessee vs. Vanderbilt . . . . .	2019
	94—	Jarquez Hunter, Auburn vs. Alabama State . . . . .	2021

## ALL-PURPOSE YARDS

### GAME:

1.	429—	Moe Williams, Kentucky vs. South Carolina (299 rush, 57 rec., 73 KOR) . . . . .	1995
2.	376—	Kevin Faulk, LSU vs. Houston (246 rush, 8 rec., 16 KOR, 106 PR) . . . . .	1996
3.	372—	Rafael Little, Kentucky vs. Vanderbilt (198 rush, 86 rec., 88 PR) . . . . .	2005
4.	355—	Darren McFadden, Arkansas vs. So.Carolina (321 rush, 4 rec., 30 KOR) . . . . .	2007
5.	344—	Nick Turner, Mississippi State vs. Tennessee (41 rush, 37 rec., 163 KOR, 103 PR) . . . . .	2003
	344—	Kwane Doster, Vanderbilt vs. Ole Miss (101 rush, 243 KOR) . . . . .	2002
7.	338—	Josh Reed, LSU vs. Alabama (293 rec., 5 PR, 40 KOR) . . . . .	2001
8.	331—	Craig Yeast, Kentucky vs. Florida (206 rec., 116 KOR, 9 PR) . . . . .	1998
	331—	Odell Beckham, Jr., LSU vs. UAB (15 rush, 136 rec., 21 KOR, 59 PR, 100 MFG) . . . . .	2013
10.	324—	Dexter McCluster, Ole Miss vs. Tennessee (282 rush, 42 rec.) . . . . .	2009

### SEASON:

1.	2,396—	Randall Cobb, Kentucky (424 rush, 1,017 rec., 219 PR, 736 KOR) . . . . .	2010
2.	2,374—	Tre Mason, Auburn (1,816 rush, 163 rec., 395 KOR) . . . . .	2013
3.	2,315—	Odell Beckham, Jr., LSU (58 rush, 1,152 rec., 160 PR, 845 KR in 13 games) . . . . .	2013
4.	2,310—	Darren McFadden, Arkansas (1,830 rush, 164 rec., 316 KOR) . . . . .	2007
	2,310—	Derrick Henry, Alabama (2,219 rush, 91 rec.) . . . . .	2015
6.	2,206—	Leonard Fournette, LSU (1,953 rush, 253 rec.) . . . . .	2015
7.	2,151—	DeVonta Smith, Alabama (6 rush, 1856 rec., 237 PR, 52 KOR) . . . . .	2020



# RECORDS AND RESULTS

8.	2,120—	Domanick Davis, LSU (931 rush, 130 rec., 499 PR, 560 KOR) . . . . .	2002
9.	2,109—	Kevin Faulk, LSU (1,279 rush, 287 rec., 265 PR, 278 KOR) . . . . .	1998
10.	2,104—	Kevin Faulk, LSU (1,282 rush, 134 rec., 375 PR, 313 KOR) . . . . .	1996
11.	2,089—	Lynn Bowden Jr., Kentucky (1,468 rush, 348 rec., 53 PR, 220 KOR) . . . . .	2019
12.	2,083—	Trent Richardson, Alabama (1,679 rush, 338 rec, 66 KOR) . . . . .	2011
13.	2,067—	Herschel Walker, Georgia (1,891 rush, 84 rec., 92 KOR) . . . . .	1981
14.	2,058—	Darren McFadden, Arkansas (1,647 rush, 149 rec., 262 KOR) . . . . .	2006
15.	2,038—	Trayveon Williams, Texas A&M (1,760 rush, 278 rec.) . . . . .	2018
16.	2,016—	Bobby Humphrey, Alabama (1,471 rush, 201 rec., 344 KOR, 244 PR) . . . . .	1986
17.	1,992—	Mark Ingram, Alabama (1,658 rush, 334 rec.) . . . . .	2009
18.	1,990—	Felix Jones, Arkansas (1,162 rush, 176 rec., 652 KOR) . . . . .	2007
19.	1,982—	Rafael Little, Kentucky (1,045 rush, 449 rec., 355 PR, 133 KOR) . . . . .	2005
20.	1,961—	David Palmer, Alabama (278 rush, 1,000 rec., 439 KOR) . . . . .	1993

## SEASON AVERAGE:

1.	191.7—	Kevin Faulk, LSU (1,279 rush, 287 rec., 265 PR, 278 KOR in 11 games) . . . . .	1998
2.	191.3—	Kevin Faulk, LSU (1,282 rush, 134 rec., 375 PR, 313 KOR in 11 games) . . . . .	1996
3.	191.2—	Todd Gurley, Georgia (911 rush, 57 rec., 179 KOR in 6 games) . . . . .	2014
4.	187.9—	Herschel Walker, Georgia (1,891 rush, 84 rec., 92 KOR in 11 games) . . . . .	1981
5.	184.3—	Randall Cobb, Kentucky (424 rush, 1,017 rec., 219 PR, 736 KOR in 13 games) . . . . .	2010
6.	183.8—	Leonard Fournette, LSU (1,953 rush, 253 rec. in 12 games) . . . . .	2015
7.	182.9—	Kevin Faulk, LSU (1,144 rush, 93 rec., 192 PR, 217 KOR in 9 games) . . . . .	1997
8.	180.2—	Rafael Little, Kentucky (1,045 rush, 449 rec., 355 PR, 133 KOR in 11 games) . . . . .	2005
9.	178.1—	Odell Beckham, Jr., LSU (58 rush, 1,152 rec., 160 PR, 845 KR in 13 games) . . . . .	2013
10.	177.7—	Darren McFadden, Arkansas (1,830 rush, 164 rec., 316 KOR in 13 games) . . . . .	2007

## CAREER:

1.	6,833—	Kevin Faulk, LSU (4,557 rush, 600 rec., 832 PR, 844 KOR) . . . . .	1995-98
2.	5,881—	Darren McFadden, Arkansas (4,590 rush, 365 rec., 926 KOR) . . . . .	2005-07
3.	5,856—	Derek Abney, Kentucky (160 rush, 2,339 rec., 1,042 PR, 2,315 KOR) . . . . .	2000-03
4.	5,749—	Herschel Walker, Georgia (5,249 rush, 243 rec., 247 KOR) . . . . .	1980-82
5.	5,743—	Domanick Davis, LSU (2056 rush, 393 rec., 1126 PR, 2168 KOR) . . . . .	1999-02
6.	5,596—	James Brooks, Auburn (3,523 rush, 347 rec., 1,726 KOR) . . . . .	1977-80
7.	5,393—	Erict Rhett, Florida (4,163 rush, 1,230 rec.) . . . . .	1990-93
8.	5,343—	Rafael Little, Kentucky (2,996 rush, 1,324 rec, 854 PR, 169 KOR) . . . . .	2004-07
9.	5,330—	Dennis Johnson, Arkansas (2,036 rush, 510 rec, 2,784 KOR) . . . . .	2008-12
10.	5,326—	Dalton Hilliard, LSU (4,050 rush, 1,133 rec., 143 KOR) . . . . .	1982-85

## CAREER YARDS PER GAME AVERAGE:

1.	174.2—	Herschel Walker, Georgia (5,749 yards in 33 games) . . . . .	1980-82
2.	166.7—	Kevin Faulk, LSU (6,833 yards in 41 games) . . . . .	1995-98
3.	155.7—	Leonard Fournette, LSU (4,981 yards in 32 games) . . . . .	2014-16
4.	154.8—	Darren McFadden, Arkansas (5,881 yards in 38 games) . . . . .	2005-07
5.	147.3—	James Brooks, Auburn (5,596 yards in 38 games) . . . . .	1977-80
6.	144.1—	Todd Gurley, Georgia (4,322 yards in 30 games) . . . . .	2012-14
7.	141.7—	Bobby Humphrey, Alabama (4,958 yards in 35 games) . . . . .	1985-88
8.	141.6—	E Emmitt Smith, Florida (4,391 yards in 31 games) . . . . .	1987-89
9.	137.0—	Rafael Little, Kentucky (5,343 yards in 39 games) . . . . .	2004-07
10.	131.1—	Knowshon Moreno, Georgia (3,409 yards in 26 games) . . . . .	2006-08

## RUSHING YARDS BY A QUARTERBACK

### SEASON:

1.	1,473—	Cam Newton, Auburn (264 rushes) . . . . .	2010
2.	1,410—	Johnny Manziel, Texas A&M (201 rushes) . . . . .	2012
3.	1,375—	Nick Fitzgerald, Mississippi State (195 rushes) . . . . .	2016
4.	1,369—	Lynn Bowden Jr., Kentucky (172 rushes) . . . . .	2019
5.	1,121—	Nick Fitzgerald, Mississippi State (221 rushes) . . . . .	2018
6.	1,068—	Nick Marshall, Auburn (172 rushes) . . . . .	2013
7.	1,006—	Jimmy Sidle, Auburn (185 rushes) . . . . .	1963
8.	986—	Dak Prescott, Mississippi State (210 rushes) . . . . .	2014
9.	984—	Nick Fitzgerald, Mississippi State (162 rushes) . . . . .	2017
10.	954—	Jalen Hurts, Alabama (191 rushes) . . . . .	2016

### CAREER:

1.	3,607—	Nick Fitzgerald, Mississippi State . . . . .	2015-18
2.	2,947—	Tim Tebow, Florida . . . . .	2006-09
3.	2,535—	Matt Jones, Arkansas . . . . .	2001-04
4.	2,521—	Dak Prescott, Mississippi State . . . . .	2012-15
5.	2,486—	Nick Fitzgerald, Mississippi State . . . . .	2015-Present
6.	2,280—	John Bond, Mississippi State . . . . .	1980-83
7.	2,169—	Johnny Manziel, Texas A&M . . . . .	2012-13
8.	2,160—	Joshua Dobbs, Tennessee . . . . .	2013-16
9.	1,976—	Jalen Hurts, Alabama . . . . .	2016-18
10.	1,884—	Phil Gargis, Auburn . . . . .	1973-76

## PASSING ATTEMPTS

### GAME:

1.	67—	Tim Couch, Kentucky vs. Arkansas (47 comp., 499 yards) . . . . .	1998
	67—	Will Rogers, Mississippi State vs. Memphis (50 comp., 419 yards) . . . . .	2021
3.	66—	John Reaves, Florida vs. Auburn (33 comp., 369 yards) . . . . .	1969
	66—	Tim Couch, Kentucky vs. LSU (41 comp., 410 yards) . . . . .	1997
	66—	Jay Cutler, Vanderbilt vs. Florida (39 comp., 395 yards) . . . . .	2005
6.	65—	Eric Zeier, Georgia vs. Florida (36 comp., 386 yards) . . . . .	1993
	65—	Peyton Manning, Tennessee vs. Florida (37 comp., 492 yards) . . . . .	1996
8.	63—	Nick Starkel, Texas A&M vs. Wake Forest (42 comp., 499 yards) . . . . .	2017
9.	62—	John Gromos, Vanderbilt vs. Alabama (30 comp., 324 yards) . . . . .	1989
	62—	Dusty Bonner, Kentucky vs. Louisville (34 comp., 446 yards) . . . . .	1999
	62—	Cory Phillips, Georgia vs. Georgia Tech (36 comp., 413 yards) . . . . .	2000
	62—	André Woodson, Kentucky vs. Tennessee (39 comp., 430 yards) . . . . .	2007
	62—	Kenny Hill, Texas A&M vs. Mississippi State (37 comp., 365 yards) . . . . .	2014
	62—	Will Rogers, Mississippi State vs. LSU (47 comp., 417 yards) . . . . .	2021

### SEASON:

1.	683—	Will Rogers, Mississippi State (505 comp., 4,739 yards) . . . . .	2021
2.	610—	Will Rogers, Mississippi State (415 comp., 3,974 yards) . . . . .	2022
3.	559—	Jared Lorenzen, Kentucky (321 comp., 3,687 yards) . . . . .	2000
4.	553—	Tim Couch, Kentucky (400 comp., 4,275 yards) . . . . .	1998
5.	547—	Tim Couch, Kentucky (363 comp., 3,884 yards) . . . . .	1997
	547—	Bryce Young, Alabama (366 comp., 4,872 yards) . . . . .	2021
7.	527—	Joe Burrow, LSU (402 comp., 5,671 yards) . . . . .	2019
8.	519—	Erik Ainge, Tennessee (325 comp., 3,522 yards) . . . . .	2007
9.	518—	André Woodson, Kentucky (327 comp., 3,709 yards) . . . . .	2007
10.	503—	Rex Grossman, Florida (287 comp., 3,402 yards) . . . . .	2002
11.	493—	Kurt Page, Vanderbilt (286 comp., 3,178 yards) . . . . .	1983
12.	481—	Eli Manning, Ole Miss (279 comp., 3,401 yards) . . . . .	2002
13.	477—	Peyton Manning, Tennessee (287 comp., 3,819 yards) . . . . .	1997
	477—	Dak Prescott, Mississippi State (316 comp., 3,793 yards) . . . . .	2015
15.	465—	Dusty Bonner, Kentucky (303 comp., 3,266 yards) . . . . .	1999
16.	463—	Shane Matthews, Florida (275 comp., 3,205 yards) . . . . .	1992
17.	462—	Jay Cutler, Vanderbilt (273 comp., 3,073 yards) . . . . .	2005
	462—	John Parker Wilson, Alabama (255 comp., 2,846 yards) . . . . .	2007
19.	458—	Chad Kelly, Ole Miss (298 comp., 4,042 yards) . . . . .	2015
20.	454—	Stetson Bennett, Georgia (310 comp., 4,127 yards) . . . . .	2022

### CAREER:

1.	1,639—	Will Rogers, Mississippi State (1,159 comp., 10,689 yards) . . . . .	2020-present
2.	1,553—	Drew Lock, Missouri (883 comp., 12,193 yards) . . . . .	2015-18
3.	1,514—	Jared Lorenzen, Kentucky (862 comp., 10,354 yards) . . . . .	2000-03
4.	1,478—	Aaron Murray, Georgia (921 comp., 13,166 yards) . . . . .	2010-13
5.	1,458—	Chris Leak, Florida (895 comp., 11,213 yards) . . . . .	2003-06
6.	1,440—	David Greene, Georgia (849 comp., 11,528 yards) . . . . .	2001-04
7.	1,402—	Eric Zeier, Georgia (838 comp., 11,153 yards) . . . . .	1991-94
8.	1,381—	Peyton Manning, Tennessee (863 comp., 11,201 yards) . . . . .	1994-97
9.	1,363—	Eli Manning, Ole Miss (829 comp., 10,119 yards) . . . . .	2000-03
10.	1,358—	Kellen Mond, Texas A&M (801 comp., 9,661 yards) . . . . .	2017-20
11.	1,278—	André Woodson, Kentucky (791 comp., 9,360 yards) . . . . .	2004-07
12.	1,270—	Casey Clausen, Tennessee (775 comp., 9,707 yards) . . . . .	2000-03
13.	1,264—	Kyle Shurmur (722 comp., 8,865 yards) . . . . .	2015-18
14.	1,242—	Jay Cutler, Vanderbilt (710 comp., 8,697 yards) . . . . .	2002-05
15.	1,231—	Stan White, Auburn (659 comp., 8,016 yards) . . . . .	1990-93
16.	1,210—	Erik Ainge, Tennessee (733 comp., 8,700 yards) . . . . .	2004-07
17.	1,209—	Steve Taneyhill, South Carolina (727 comp., 8,555 yards) . . . . .	1992-95
18.	1,202—	Shane Matthews, Florida (722 comp., 9,287 yards) . . . . .	1989-92
19.	1,186—	Bo Wallace, Ole Miss (747 comp., 9,534 yards) . . . . .	2012-14
20.	1,184—	Tim Couch, Kentucky (795 comp., 8,435 yards) . . . . .	1996-98

## COMPLETIONS

### GAME:

1.	50—	Will Rogers, Mississippi State vs. Memphis (67 atts., 419 yards) . . . . .	2021
2.	47—	Tim Couch, Kentucky vs. Arkansas (67 atts., 499 yards) . . . . .	1998
	47—	Will Rogers, Mississippi State vs. LSU (62 atts., 371 yards) . . . . .	2021
4.	46—	Will Rogers, Mississippi State vs. Texas A&M (59 atts., 408 yards) . . . . .	2021
5.	45—	Will Rogers, Mississippi State at Ole Miss (61 atts., 440 yards) . . . . .	2020
6.	44—	Tim Couch, Kentucky vs. Vanderbilt (53 atts., 492 yards) . . . . .	1998
	44—	Will Rogers, Mississippi State at Auburn (55 atts., 415 yards) . . . . .	2021
8.	43—	K.J. Costello, Mississippi State vs. Arkansas (59 atts., 313 yards) . . . . .	2020
10.	40—	Tim Couch, Kentucky vs. Florida (61 atts., 406 yards) . . . . .	1998
	42—	Eli Manning, Ole Miss vs. Arkansas (56 atts., 414 yards) . . . . .	2002
	42—	Kenny Hill, Texas A&M vs. Ole Miss (53 atts., 401 yards) . . . . .	2014
	42—	Nick Starkel, Texas A&M vs. Wake Forest (63 atts., 499 yards) . . . . .	2017

# RECORDS AND RESULTS

42— Will Rogers, Mississippi State vs. Auburn (59 atts., 357 yards) ..... 2022

## SEASON:

1.	505—	Will Rogers, Mississippi State (683 atts., 4,739 yards).....	2021
2.	415—	Will Rogers, Mississippi State (610 atts., 3,974 yards).....	2022
3.	402—	Joe Burrow, LSU (527 atts., 5,671 yards).....	2019
4.	400—	Tim Couch, Kentucky (553 atts., 4,275 yards).....	1998
5.	366—	Bryce Young, Alabama (547 atts., 4,872 yards).....	2021
6.	363—	Tim Couch, Kentucky (547 atts., 3,884 yards).....	1997
7.	327—	André Woodson, Kentucky (518 atts., 3,709 yards).....	2007
8.	325—	Erik Ainge, Tennessee (519 atts., 3,522 yards).....	2007
9.	321—	Jared Lorenzen, Kentucky (559 atts., 3,687 yards).....	2000
10.	316—	Dak Prescott, Mississippi State (477 atts., 3,793 yards).....	2015
11.	311—	Mac Jones, Alabama (402 atts., 4,500 yards).....	2020
12.	310—	Stetson Bennett, Georgia (454 atts., 4,127 yards).....	2022
13.	303—	Dusty Bonner, Kentucky (465 atts., 3,266 yards).....	1999
14.	301—	Kyle Trask, Florida (437 atts., 4,283 yards).....	2020
15.	300—	Johnny Manziel, Texas A&M (429 atts., 4,114 yards).....	2013
16.	298—	Chad Kelly, Ole Miss (458 atts., 4,042 yards).....	2015
17.	295—	Johnny Manziel, Texas A&M (434 atts., 3,706 yards).....	2012
18.	287—	Peyton Manning, Tennessee (477 atts., 3,819 yards).....	1997
	287—	Rex Grossman, Florida (503 atts., 3,402 yards).....	2002
20.	286—	Kurt Page, Vanderbilt (493 atts., 3,178 yards).....	1983

## CAREER:

1.	1,159—	Will Rogers, Mississippi State (1,639 atts., 10,689 yards).....	2020-present
2.	921—	Aaron Murray, Georgia (1,478 atts., 13,166 yards).....	2010-13
3.	895—	Chris Leak, Florida (1,458 atts., 11,213 yards).....	2003-06
4.	883—	Drew Lock, Missouri (1,553 atts., 12,193 yards).....	2015-18
5.	863—	Peyton Manning, Tennessee (1,402 atts., 11,201 yards).....	1994-97
6.	862—	Jared Lorenzen, Kentucky (1,514 atts., 10,354 yards).....	2000-03
7.	849—	David Greene, Georgia (1,440 atts., 11,528 yards).....	2001-04
8.	838—	Eric Zeier, Georgia (1,402 atts., 11,153 yards).....	1991-94
9.	829—	Eli Manning, Ole Miss (1,363 atts., 10,119 yards).....	2000-03
10.	801—	Kellen Mond, Texas A&M (1,358 atts., 9,661 yards).....	2017-20
11.	795—	Tim Couch, Kentucky (1,184 atts., 8,435 yards).....	1996-98
12.	791—	André Woodson, Kentucky (1,278 atts., 9,360 yards).....	2004-07
13.	775—	Casey Clausen, Tennessee (1,270 atts., 9,707 yards).....	2000-03
14.	747—	Bo Wallace, Ole Miss (1,186 atts., 9,534 yards).....	2012-14
15.	734—	Dak Prescott, Mississippi State (1,169 atts., 9,376 yards).....	2012-15
16.	733—	Erik Ainge, Tennessee (1,210 atts., 8,700 yards).....	2004-07
17.	727—	Steve Taneyhill, South Carolina (1,209 atts., 8,555 yards).....	1992-95
18.	722—	Shane Matthews, Florida (1,202 atts., 9,287 yards).....	1989-92
	722—	Kyle Shurmur, Vanderbilt (1,264 atts., 8,865 yards).....	2015-18

## CONSECUTIVE COMPLETIONS

1.	24—	Tee Martin, Tennessee (1 vs. Alabama, 23 vs. South Carolina).....	1998
2.	22—	Greyson Lambert (20 vs. South Carolina, 2 vs. Southern).....	2015
3.	20—	Kent Austin, Ole Miss (5 vs. Tulane, 15 vs. Tennessee).....	1982
	20—	Connor Shaw, South Carolina vs. Missouri.....	2012
5.	19—	Mac Jones, Alabama (8 vs. Georgia, 11 at Tennessee).....	2020
6.	18—	Eli Manning, Ole Miss vs. Murray State.....	2001
	18—	Tyler Wilson, Arkansas vs. Auburn.....	2011
	18—	Jarrett Stidham, Auburn vs. Mercer.....	2017
	18—	Kyle Trask, Florida (3 vs. Tennessee, 15 vs. Towson).....	2019
10.	17—	Dave Marler, Mississippi State (6 vs. Florida State, 11 vs. Tennessee).....	1978
	17—	Rohan Davey, LSU (6 vs. Arkansas, 11 vs. Western Carolina).....	2000
	17—	Matt Mauck, LSU (10 vs. Arizona, 7 vs. Western Illinois).....	2003
	17—	Chris Leak, Florida (17 vs. Wyoming).....	2005
	17—	Joe Burrow, LSU (17 vs. Ole Miss).....	2019

## COMPLETION PERCENTAGE

### GAME: (Min. 10 comp.)

1.	100.0—	Rohan Davey, LSU vs. Western Carolina (11 of 11).....	2000
2.	94.7—	Kent Austin, Ole Miss vs. Tulane (18 of 19).....	1982
3.	94.4—	Chris Todd, Auburn vs. Furman (17 of 18).....	2009
4.	93.8—	Danny Wuerffel, Florida vs. Georgia Southern (15 of 16).....	1996
	93.8—	AJ McCarron, Alabama vs. Georgia State (15 of 16).....	2013
6.	92.3—	Jason Campbell, Auburn vs. Western Kentucky (12 of 13).....	2004
	92.3—	Greg McElroy, Alabama vs. Georgia State (12 of 13).....	2010
	92.3—	Josh Dobbs, Tennessee vs. Tennessee Tech (12 of 13).....	2016
	92.3—	Will Rogers, Mississippi State vs. Kentucky (36 of 39).....	2021
10.	91.7—	Nelson Stokley, LSU vs. Mississippi State (11 of 12).....	1967
	91.7—	David Rudder, Tennessee vs. Alabama (11 of 12).....	1978
	91.7—	Jason Campbell, Auburn vs. Western Carolina (11 of 12).....	2002
	91.7—	Tua Tagovailoa, Alabama vs. Tennessee (11 of 12).....	2019

### GAME (Min. 20 comp.)

1.	96.0—	Greyson Lambert, Georgia vs. South Carolina (24 of 25).....	2015
2.	95.8—	Tee Martin, Tennessee vs. South Carolina (23 of 24).....	1998
3.	95.2—	Connor Shaw, South Carolina vs. Missouri (20 of 21).....	2012
4.	92.6—	Feleipe Franks vs. UT Martin (25 of 27).....	2019
5.	92.3—	Will Rogers, Mississippi State vs. Kentucky (36 of 39).....	2021
6.	91.3—	Bryce Young, Alabama vs. New Mexico State (21 of 23).....	2021
7.	90.9—	Bo Nix, Auburn vs. Akron (20 of 22).....	2021
	90.9—	Bryce Young, Alabama vs. Southern Miss (20 of 22).....	2021
9.	90.0—	Jamarcus Russell vs. Mississippi State (18 of 20).....	2006
10.	88.9—	Tua Tagovailoa, Alabama vs. Oklahoma (24 of 27).....	2018

### GAME: (Min. 30 comp.)

1.	92.3—	Will Rogers, Mississippi State vs. Kentucky (36 of 39).....	2021
2.	91.2—	Josh Dobbs, Tennessee vs. Vanderbilt (31 of 34).....	2016
3.	88.6—	Tim Tebow, Florida vs. Cincinnati (31 of 35).....	2009
	88.6—	Kyle Shurmur, Vanderbilt vs. Tennessee (31 of 35).....	2018
5.	86.4—	Steve Taneyhill, South Carolina vs. Mississippi State (38 of 44).....	1995
	86.4—	Jarrett Stidham, Auburn vs. Mercer (32 of 37).....	2017
7.	85.0—	Dusty Bonner, Kentucky vs. Connecticut (34 of 40).....	1999
8.	83.8—	Drew Lock, Missouri vs. UConn (31 of 37).....	2017
9.	83.3—	Johnny Manziel, Texas A&M vs. Mississippi State (30 of 36).....	2012
10.	83.0—	Tim Couch, Kentucky vs. Vanderbilt (44 of 53).....	1998

### SEASON: (Min. 100 comp.)

1.	77.4—	Mac Jones, Alabama (311 of 402).....	2020
2.	76.3—	Joe Burrow, LSU (402 of 527).....	2019
3.	73.9—	Will Rogers, Mississippi State (505 of 683).....	2021
4.	72.3—	Tim Couch, Kentucky (400 of 553).....	1998
5.	71.4—	Tua Tagovailoa, Alabama (180 of 252).....	2019
6.	70.9—	Greg McElroy, Alabama (222 of 315).....	2010
7.	70.7—	Wayne Peace, Florida (174 of 246).....	1982
	70.7—	Ben Leard, Auburn (111 of 157).....	1999
9.	69.9—	Johnny Manziel, Texas A&M (300 of 429).....	2013
10.	69.1—	Will Rogers, Mississippi State (239 of 346).....	2020

### SEASON: (Min. 200 comp.)

1.	77.4—	Mac Jones, Alabama (311 of 402).....	2020
2.	76.3—	Joe Burrow, LSU (402 of 527).....	2019
3.	73.9—	Will Rogers, Mississippi State (505 of 683).....	2021
4.	72.3—	Tim Couch, Kentucky (400 of 553).....	1998
5.	70.9—	Greg McElroy, Alabama (222 of 315).....	2010
6.	69.9—	Johnny Manziel, Texas A&M (300 of 429).....	2013
7.	69.6—	Hendon Hooker, Tennessee (229 of 329).....	2022
8.	69.1—	Will Rogers, Mississippi State (239 of 346).....	2020
9.	69.0—	Tua Tagovailoa, Alabama (245 of 355).....	2018
10.	68.9—	Kyle Trask, Florida (301 of 437).....	2020

### CAREER: (Min. 300 comp.)

1.	74.3—	Mac Jones, Alabama (413 of 556).....	2017-20
2.	70.7—	Will Rogers, Mississippi State (1,159 of 1,639).....	2020-present
3.	69.3—	Tua Tagovailoa, Alabama (474 of 684).....	2017-19
4.	68.9—	Johnny Manziel, Texas A&M (595 of 863).....	2012-13
5.	68.8—	Hendon Hooker, Tennessee (435 of 632).....	2022
6.	68.5—	Joe Burrow, LSU (621 of 906).....	2018-19
7.	67.9—	Kyle Trask, Florida (552 of 813).....	2016-20
8.	67.1—	Tim Couch, Kentucky (795 of 1,184).....	1996-98
	67.1—	Kenny Hill, Texas A&M (230 of 343).....	2014
10.	66.9—	AJ McCarron, Alabama (460 of 690).....	2010-13
	66.6—	Jake Coker, Alabama (301 of 452).....	2015-16
12.	66.4—	Tim Tebow, Florida (661 of 995).....	2006-09
13.	66.3—	Greg McElroy, Alabama (436 of 658).....	2007-10
14.	65.8—	Bryce Young, Alabama (624 of 949).....	2020-22
15.	65.5—	Connor Shaw, South Carolina (480 of 733).....	2010-13
16.	65.3—	Dusty Bonner, Kentucky (313 of 479).....	1997, 1999
17.	65.1—	Stetson Bennett, Georgia (601-923).....	2019-22
18.	64.6—	Jason Campbell, Auburn (552 of 854).....	2001-04
19.	64.0—	Chad Kelly, Ole Miss (503 of 786).....	2015-16
20.	63.2—	Jake Fromm, Georgia (621 of 982).....	2017-19

## PASSING EFFICIENCY

### CAREER: (Min. 300 comp.)

1.	199.5—	Tua Tagovailoa, Alabama (474 of 684).....	2017-19
2.	197.6—	Mac Jones, Alabama (413 of 556).....	2017-20
3.	178.3—	Hendon Hooker, Tennessee (435 of 632).....	2021-22
4.	173.2—	Joe Burrow, LSU (621 of 906).....	2018-19
5.	170.8—	Tim Tebow, Florida (661 of 995).....	2006-09
6.	168.5—	Kyle Trask, Florida (552 of 813).....	2016-20
7.	165.0—	Bryce Young, Alabama (624 of 949).....	2020-22



# RECORDS AND RESULTS

8.	164.1—	Johnny Manziel, Texas A&M (595 of 863) . . . . .	2012-13
9.	163.6—	Danny Wuerffel, Florida (708 of 1,170) . . . . .	1993-96
10.	160.9—	Stetson Bennett, Georgia (601 of 923) . . . . .	2019-22
11.	160.3—	AJ McCarron, Alabama (460 of 690) . . . . .	2010-13
12.	158.6—	Aaron Murray, Georgia (921 of 1,478) . . . . .	2010-13
13.	158.1—	Ryan Mallett, Arkansas (491 of 814) . . . . .	2009-10
14.	156.1—	Jake Fromm, Georgia (621 of 982) . . . . .	2017-19
15.	155.9—	Connor Shaw, South Carolina (480 of 733) . . . . .	2010-13
16.	155.4—	Greg McElroy, Alabama (436 of 658) . . . . .	2007-10
17.	152.3—	Chad Kelly, Ole Miss (503 of 786) . . . . .	2015-16
18.	148.8—	Jalen Hurts, Alabama (445 of 707) . . . . .	2016-18
19.	148.5—	Zach Mettenberger, LSU (407 of 659) . . . . .	2010-13
20.	148.2—	Jason Campbell, Auburn (552 of 854) . . . . .	2001-04

## PASSING YARDS

### GAME:

1.	623—	K.J. Costello, Mississippi State at LSU (36 of 60) . . . . .	2020
2.	559—	Bryce Young, Alabama vs. Arkansas (31 of 40) . . . . .	2021
3.	544—	Eric Zeier, Georgia vs. Southern Miss (30 of 47) . . . . .	1993
4.	530—	Tyler Bray, Tennessee vs. Troy (29 of 47) . . . . .	2012
5.	528—	Jared Lorenzen, Kentucky vs. Georgia (39 of 58) . . . . .	2000
	528—	Rohan Davey, LSU vs. Alabama (35 of 44) . . . . .	2001
7.	523—	Peyton Manning, Tennessee vs. Kentucky (25 of 35) . . . . .	1997
8.	521—	Drew Lock, Missouri vs. Missouri State (21 of 34) . . . . .	2017
9.	511—	Kenny Hill, Texas A&M vs. South Carolina (44 of 60) . . . . .	2014
10.	510—	Tyler Wilson, Arkansas vs. Texas A&M (30 of 51) . . . . .	2011
11.	510—	Jake Bentley, South Carolina vs. Clemson (32 of 50) . . . . .	2018
12.	508—	Dak Prescott, Mississippi State vs. Arkansas (38 of 50) . . . . .	2015
13.	499—	Tim Couch, Kentucky vs. Arkansas (47 of 67) . . . . .	1998
	499—	Nick Starke, Texas A&M vs. Wake Forest (42 of 63) . . . . .	2017
15.	498—	Tim Couch, Kentucky vs. Louisville (29 of 39) . . . . .	1998
16.	493—	Joe Burrow, LSU vs. Oklahoma (29 of 39) . . . . .	2019
17.	492—	Peyton Manning, Tennessee vs. Florida (37 of 65) . . . . .	1996
	492—	Tim Couch, Kentucky vs. Vanderbilt (44 of 53) . . . . .	1998
19.	489—	Joe Burrow, LSU vs. Ole Miss (32 of 42) . . . . .	2019
20.	485—	Eric Zeier, Georgia vs. South Carolina (31 of 51) . . . . .	1994

### SEASON:

1.	5,671—	Joe Burrow, LSU (402 of 527) . . . . .	2019
2.	4,872—	Bryce Young, Alabama (366 of 547) . . . . .	2021
3.	4,739—	Will Rogers, Mississippi State (505 of 683) . . . . .	2022
4.	4,500—	Mac Jones, Alabama (311 of 402) . . . . .	2020
5.	4,283—	Kyle Trask, Florida (301 of 437) . . . . .	2020
6.	4,275—	Tim Couch, Kentucky (400 of 553) . . . . .	1998
7.	4,127—	Stetson Bennett, Georgia (310 of 454) . . . . .	2022
8.	4,114—	Johnny Manziel, Texas A&M (300 of 429) . . . . .	2013
9.	4,042—	Chad Kelly, Ole Miss (298 of 458) . . . . .	2015
10.	3,974—	Will Rogers, Mississippi State (415 of 610) . . . . .	2022
11.	3,966—	Tua Tagovailoa, Alabama (245 of 355) . . . . .	2018
12.	3,964—	Drew Lock, Missouri (242 of 419) . . . . .	2017
13.	3,896—	Rex Grossman, Florida (259 of 395) . . . . .	2001
14.	3,893—	Aaron Murray, Georgia (249 of 386) . . . . .	2012
15.	3,884—	Tim Couch, Kentucky (363 of 547) . . . . .	1997
16.	3,869—	Ryan Mallett, Arkansas (266 of 411) . . . . .	2010
17.	3,819—	Peyton Manning, Tennessee (287 of 477) . . . . .	1997
18.	3,793—	Dak Prescott, Mississippi State (316 of 477) . . . . .	2015
19.	3,709—	André Woodson, Kentucky (327 of 518) . . . . .	2007
20.	3,706—	Johnny Manziel, Texas A&M (295 of 434) . . . . .	2012

### CAREER:

1.	13,166—	Aaron Murray, Georgia (921 of 1,478) . . . . .	2010-13
2.	12,193—	Drew Lock, Missouri (883 of 1,533) . . . . .	2015-18
3.	11,528—	David Greene, Georgia (849 of 1,440) . . . . .	2001-04
4.	11,213—	Chris Leak, Florida (895 of 1,458) . . . . .	2003-06
5.	11,201—	Peyton Manning, Tennessee (863 of 1,381) . . . . .	1994-97
6.	11,153—	Eric Zeier, Georgia (838 of 1,402) . . . . .	1991-94
7.	10,875—	Danny Wuerffel, Florida (708 of 1,170) . . . . .	1993-96
8.	10,689—	Will Rogers, Mississippi State (1,159 of 1,639) . . . . .	2020-present
9.	10,354—	Jared Lorenzen, Kentucky (862 of 1,514) . . . . .	2000-03
10.	10,119—	Eli Manning, Ole Miss (829 of 1,363) . . . . .	2000-03
11.	9,707—	Casey Clausen, Tennessee (774 of 1,269) . . . . .	2000-03
12.	9,661—	Kellen Mond, Texas A&M (801 of 1,358) . . . . .	2017-20
13.	9,534—	Bo Wallace, Ole Miss (747 of 1,186) . . . . .	2012-14
14.	9,376—	Dak Prescott, Mississippi State (734 of 1,169) . . . . .	2012-15
15.	9,360—	André Woodson, Kentucky (791 of 1,278) . . . . .	2004-07
16.	9,287—	Shane Matthews, Florida (722 of 1,202) . . . . .	1989-92
17.	9,285—	Tim Tebow, Florida (661 of 995) . . . . .	2006-09
18.	9,164—	Rex Grossman, Florida (677 of 1,110) . . . . .	2000-02

19.	9,115—	Tommy Hodson, LSU (674 of 1,163) . . . . .	1986-89
20.	9,019—	AJ McCarron, Alabama (686 of 1,026) . . . . .	2010-13

## TOUCHDOWN PASSES

### GAME:

1.	7—	Terry Dean, Florida vs. New Mexico State . . . . .	1994
	7—	Tim Couch, Kentucky vs. Indiana . . . . .	1997
	7—	Doug Johnson, Florida vs. Central Michigan . . . . .	1997
	7—	Tim Couch, Kentucky vs. Louisville . . . . .	1998
	7—	Erik Ainge, Tennessee vs. Kentucky . . . . .	2007
	7—	Brandon Allen, Arkansas vs. Mississippi State . . . . .	2015
	7—	Drew Lock, Missouri vs. Missouri State . . . . .	2017
	7—	Joe Burrow, LSU vs. Oklahoma . . . . .	2019
9.	6—	Terry Dean, Florida vs. SW Louisiana . . . . .	1993
	6—	Danny Wuerffel, Florida vs. Tennessee . . . . .	1995
	6—	Eric Kresser, Florida vs. Northern Illinois . . . . .	1995
	6—	Danny Wuerffel, Florida vs. Alabama . . . . .	1996
	6—	Tim Couch, Kentucky vs. Northeast Louisiana . . . . .	1997
	6—	Eli Manning, Ole Miss vs. Arkansas . . . . .	2001
	6—	Jared Lorenzen, Kentucky vs. Vanderbilt . . . . .	2001
	6—	Chris Leak, Florida vs. South Carolina . . . . .	2004
	6—	André Woodson, Kentucky vs. Tennessee . . . . .	2007
	6—	Brandon Allen, Arkansas vs. Ole Miss . . . . .	2015
	6—	Drew Lock, Missouri vs. Idaho . . . . .	2017
	6—	Kellen Mond, Texas A&M vs. LSU . . . . .	2018
	6—	Tua Tagovailoa, Alabama vs. Ole Miss . . . . .	2019
	6—	Joe Burrow, LSU vs. Vanderbilt . . . . .	2019
	6—	Kyle Trask, Florida at Ole Miss . . . . .	2020
	6—	Kyle Trask, Florida vs. Arkansas . . . . .	2020
	6—	Will Rogers, Mississippi State vs. Auburn . . . . .	2021
	6—	Emory Jones, Florida vs. Samford . . . . .	2021
	6—	Will Rogers, Mississippi State vs. Bowling Green . . . . .	2022
	6—	Spencer Rattler, South Carolina vs. Tennessee . . . . .	2022

### SEASON:

1.	60—	Joe Burrow, LSU . . . . .	2019
2.	47—	Bryce Young, Alabama . . . . .	2021
3.	44—	Drew Lock, Missouri . . . . .	2017
4.	43—	Tua Tagovailoa, Alabama . . . . .	2018
5.	43—	Kyle Trask, Florida . . . . .	2020
6.	41—	Mac Jones, Alabama . . . . .	2020
7.	40—	André Woodson, Kentucky . . . . .	2007
8.	39—	Danny Wuerffel, Florida . . . . .	1996
9.	37—	Tim Couch, Kentucky . . . . .	1997
	37—	Johnny Manziel, Texas A&M . . . . .	2013
11.	36—	Peyton Manning, Tennessee . . . . .	1997
	36—	Tim Couch, Kentucky . . . . .	1998
	36—	Aaron Murray, Georgia . . . . .	2012
	36—	Will Rogers, Mississippi State . . . . .	2021
15.	35—	Danny Wuerffel, Florida . . . . .	1995
	35—	Aaron Murray, Georgia . . . . .	2011
	35—	Will Rogers, Mississippi State . . . . .	2022
18.	34—	Rex Grossman, Florida . . . . .	2001
	34—	Tyler Bray, Tennessee . . . . .	2012
20.	32—	Tim Tebow, Florida . . . . .	2007
	32—	Ryan Mallett, Arkansas . . . . .	2010
	32—	Bryce Young, Alabama . . . . .	2022

### CAREER:

1.	121—	Aaron Murray, Georgia . . . . .	2010-13
2.	114—	Danny Wuerffel, Florida . . . . .	1993-96
3.	99—	Drew Lock, Missouri . . . . .	2015-18
4.	89—	Peyton Manning, Tennessee . . . . .	1994-97
5.	88—	Chris Leak, Florida . . . . .	2003-06
	88—	Tim Tebow, Florida . . . . .	2006-09
7.	87—	Tua Tagovailoa, Alabama . . . . .	2017-19
8.	82—	Will Rogers, Mississippi State . . . . .	2020-present
9.	81—	Eli Manning, Ole Miss . . . . .	2000-03
10.	80—	Bryce Young, Alabama . . . . .	2020-22
11.	79—	André Woodson, Kentucky . . . . .	2004-07
12.	78—	Jared Lorenzen, Kentucky . . . . .	2000-03
	78—	Jake Fromm, Georgia . . . . .	2017-19
14.	77—	Rex Grossman, Florida . . . . .	2000-02
	77—	AJ McCarron, Alabama . . . . .	2010-13
16.	76—	Joe Burrow, LSU . . . . .	2018-19
17.	75—	Casey Clausen, Tennessee . . . . .	2000-03
18.	74—	Shane Matthews, Florida . . . . .	1989-92
	74—	Tim Couch, Kentucky . . . . .	1996-98

# RECORDS AND RESULTS

20.	72—	David Greene, Georgia	.....2001-04
	72—	Erik Ainge, Tennessee	.....2004-07

## INTERCEPTIONS

### GAME:

1.	9—	John Reaves, Florida vs. Auburn (66 atts.)	..... 1969
2.	8—	Zeke Bratkowski, Georgia vs. Georgia Tech (35 atts.)	..... 1951
3.	7—	Alex Bowden, Auburn vs. Alabama	..... 1965
4.	6—	Johnny Rauch, Georgia vs. Chattanooga	..... 1948
	6—	Max Stainbrook, Mississippi State vs. Cincinnati (16 atts.)	..... 1949
	6—	Allan Parks, Auburn vs. Georgia	..... 1951
	6—	Rick Norton, Kentucky vs. LSU	..... 1965
	6—	Bernie Scruggs, Kentucky vs. West Virginia	..... 1969
	6—	Jamie Howard, LSU vs. Auburn	..... 1994
	6—	Michael Henig, Mississippi State vs. LSU	..... 2007

### SEASON:

1.	29—	Zeke Bratkowski, Georgia (248 atts.)	..... 1951
	29—	Kurt Page, Vanderbilt (493 atts.)	..... 1983
3.	23—	Zeke Bratkowski, Georgia (224 atts.)	..... 1953
4.	21—	Dave Bair, Kentucky (164 atts.)	..... 1967
	21—	Loran Carter, Auburn (248 atts.)	..... 1968
	21—	John Reaves, Florida (356 atts.)	..... 1971
	21—	Jared Lorenzen, Kentucky (559 atts.)	..... 2000
	21—	Kevin Fant, Mississippi State (351 atts.)	..... 2003
9.	20—	Johnny Cook, Georgia	..... 1943
	20—	John Fourcade, Ole Miss (286 atts.)	..... 1980
	20—	Randy Jenkins, Kentucky (187 atts.)	..... 1982
	20—	Jevan Snead, Ole Miss (351 atts.)	..... 2009

### CAREER:

1.	68—	Zeke Bratkowski, Georgia (734 atts.)	.....1951-53
2.	59—	John Reaves, Florida (1,128 atts.)	.....1969-71
3.	53—	Randy Jenkins, Kentucky (716 atts.)	.....1979-83
4.	52—	Stan White, Auburn (1,231 atts.)	.....1990-93
5.	47—	Jamie Howard, LSU (722 atts.)	.....1992-95
	47—	Loran Carter, Auburn (476 atts.)	.....1966-68
7.	46—	Shane Matthews, Florida (1,202 atts.)	.....1989-92
8.	44—	Rick Norton, Kentucky (598 atts.)	.....1963-65
	44—	Kurt Page, Vanderbilt (936 atts.)	.....1981-84

## RATIO OF ATTEMPTS TO INTERCEPTIONS

### SEASON: (Min. 100 atts.)

1.1:	284.0—	Connor Shaw, South Carolina (1 in 284)	..... 2013
2.1:	183.0—	Maxwell Smith, Kentucky (1 in 183)	..... 2013
3.1:	164.5—	Hendon Hooker, Tennessee (2 in 329)	..... 2022
4.1:	157.0—	Ben Leard, Auburn (1 in 157)	..... 1999
5.1:	131.0—	Daryl Dickey, Tennessee (1 in 131)	..... 1985
6.1:	128.0—	Greyson Lambert, Georgia (2 in 256)	..... 2015
7.1:	101.0—	Hendon Hooker, Tennessee (3 in 303)	..... 2021
8.1:	100.5—	Mac Jones, Alabama (4 in 402)	..... 2020
9.	1:95.4—	Dak Prescott, Mississippi State (5 in 477)	..... 2015
10.	1:95.0—	Peyton Manning, Tennessee (4 in 380)	..... 1995

### SEASON: (Min. 200 atts.)

1.1:	284.0—	Connor Shaw, South Carolina (1 in 284)	..... 2013
2.1:	255.0—	Jalen Hurts, Alabama (1 in 255)	..... 2016
3.1:	164.5—	Hendon Hooker, Tennessee (2 in 329)	..... 2022
4.1:	128.0—	Greyson Lambert, Georgia (2 in 256)	..... 2015
5.1:	101.0—	Hendon Hooker, Tennessee (3 in 303)	..... 2021
6.1:	100.5—	Mac Jones, Alabama (4 in 402)	..... 2020
7.	1:95.4—	Dak Prescott, Mississippi State (5 in 477)	..... 2015
8.	1:95.0—	Peyton Manning, Tennessee (4 in 380)	..... 1995
9.	1:87.8—	Joe Burrow, LSU (6 in 527)	..... 2019
10.	1:84.0—	Tua Tagovailoa, Alabama (3 in 252)	..... 2019

### SEASON: (Min. 300 atts.)

1.1:	164.5—	Hendon Hooker, Tennessee (2 in 329)	..... 2022
2.1:	107.7—	Bo Nix, Auburn (3 in 323)	..... 2021
3.1:	104.7—	AJ McCarron, Alabama (3 in 314)	..... 2012
4.1:	101.0—	Hendon Hooker, Tennessee (3 in 303)	..... 2021
5.1:	100.5—	Mac Jones, Alabama (4 in 402)	..... 2020
6.	1:95.4—	Dak Prescott, Mississippi State (5 in 477)	..... 2015
7.	1:95.0—	Peyton Manning, Tennessee (4 in 380)	..... 1995
8.	1:87.8—	Joe Burrow, LSU (6 in 527)	..... 2019
9.	1:81.3—	Greg McElroy, Alabama (4 in 325)	..... 2009
10.	1:78.1—	Bryce Young, Alabama (7 in 547)	..... 2021

### CAREER: (Min. 200 atts.)

1.	1:82.4—	Joe Burrow, LSU (11 in 906)	.....2017-18
2.	1:79.4—	Mac Jones, Alabama (7 in 556)	.....2017-20
3.	1:79.1—	Bryce Young, Alabama (12 in 949)	.....2020-22
4.	1:68.4—	AJ McCarron, Alabama (8 in 690)	.....2010-13
5.	1:67.2—	Jarrett Stidham, Auburn (11 in 739)	.....2017-18
6.	1:62.2—	Tua Tagovailoa, Alabama (11 in 684)	.....2017-19
	1:62.2—	Tim Tebow, Florida (16 in 995)	.....2006-09
8.	1:62.0—	Hutson Mason, Georgia (7 in 434)	.....2010-11, 2013-14

### CAREER: (Min. 400 atts.)

1.1:	126.4—	Hendon Hooker, Tennessee (5 in 632)	.....2021-22
2.	1:86.3—	AJ McCarron, Alabama (8 in 690)	.....2010-13
3.	1:82.4—	Joe Burrow, LSU (11 in 906)	.....2017-18
4.	1:79.4—	Mac Jones, Alabama (7 in 556)	.....2017-20
5.	1:79.1—	Bryce Young, Alabama (12 in 949)	.....2020-22
6.	1:67.2—	Jarrett Stidham, Auburn (11 of 739)	.....2017-18
7.	1:77.7—	Danny Etling, LSU (7 in 544)	.....2016-17
8.	1:62.2—	Tim Tebow, Florida (16 in 995)	.....2006-09
	1:62.2—	Tua Tagovailoa, Alabama (11 in 684)	.....2017-19
10.	1:62.0—	Hutson Mason, Georgia (7 in 434)	.....2010-11, 2013-14

### CAREER: (Min. 600 atts.)

1.1:	126.4—	Hendon Hooker, Tennessee (5 in 632)	.....2021-22
2.	1:86.3—	AJ McCarron, Alabama (8 of 690)	.....2010-13
3.	1:82.4—	Joe Burrow, LSU (11 in 906)	.....2017-18
4.	1:79.1—	Bryce Young, Alabama (12 in 949)	.....2020-22
5.	1:67.2—	Jarrett Stidham, Auburn (11 of 739)	.....2017-18
6.	1:66.1—	Bo Nix, Auburn (16 in 1,057)	.....2019-21
7.	1:62.2—	Tim Tebow, Florida (16 in 995)	.....2006-09
	1:62.2—	Tua Tagovailoa, Alabama (11 in 684)	.....2017-19
9.	1:58.9—	Jalen Hurts, Alabama (12 in 707)	.....2016-18
10.	1:54.6—	Jake Fromm, Georgia (18 in 982)	.....2017-19

## CONSECUTIVE ATTEMPTS WITHOUT INTERCEPTION

1.	325—	André Woodson, Kentucky	.....2006-07
2.	291—	AJ McCarron, Alabama	.....2011-12
3.	261—	Hendon Hooker, Tennessee	.....2021-22
4.	256—	Bo Nix, Auburn	.....2020-21
5.	251—	Bo Nix, Auburn	.....2019-20
6.	238—	Dak Prescott, Mississippi State	.....2015
7.	234—	Matt Corral, Ole Miss	.....2020-21
8.	226—	Bryce Young, Alabama	.....2021
9.	214—	David Greene, Georgia	.....2004
10.	206—	Jalen Hurts, Alabama	.....2016-17
11.	203—	Tim Tebow, Florida	.....2008
12.	200—	Stewart Patridge, Ole Miss	.....1997
13.	194—	Tua Tagovailoa, Alabama	.....2018
14.	190—	Brodie Croyle, Alabama	.....2005
15.	187—	Joe Burrow, LSU	.....2019
16.	184—	Tyler Wilson, Arkansas	.....2011
17.	182—	Kyle Trask, Florida	.....2020
18.	180—	Ryan Hilinski, South Carolina	.....2019
19.	177—	Connor Shaw, South Carolina	.....2012-13
20.	176—	Eric Zeier, Georgia	.....1993-94
	176—	David Greene, Georgia	.....2002-03
	176—	Will Rogers, Mississippi State	.....2020

## LONGEST TOUCHDOWN PASSES

1.	99—	Cris Collinsworth to Derrick Gaffney, Florida vs. Rice	..... 1977
	99—	Dondrial Pinkins to Troy Williamson, South Carolina vs. Virginia	..... 2003
	99—	AJ McCarron to Amari Cooper, Alabama vs. Auburn	..... 2013
4.	98—	Dondrial Pinkins to Matthew Thomas, South Carolina vs. Ole Miss	..... 2003
	98—	Aaron Murray to Reggie Davis, Georgia vs. North Texas	..... 2013
	98—	Austin Appleby to Tyrie Cleveland, Florida vs. LSU	..... 2016
7.	97—	Tim Couch to Craig Yeast, Kentucky vs. Florida	..... 1998
8.	96—	Eric Kresser to Jacquez Green, Florida vs. Northern Illinois	..... 1995
	96—	Kerwin Bell to Ricky Nattiel, Florida vs. Georgia	..... 1984
10.	95—	Johnny Manziel to Mike Evans, Texas A&M vs. Alabama	..... 2013
11.	94—	Freddie Kitchens to Michael Vaughn, Alabama vs. Florida	..... 1996
	94—	Cam Newton to Emory Blake, Auburn vs. ULM	..... 2010
	94—	Dylan Thompson to Damiere Byrd, South Carolina vs. UAB	..... 2012
	94—	Anthony Jennings to Travin Dural, LSU vs. Sam Houston State	..... 2014
	94—	Mac Jones to Jaylen Waddle, Alabama vs. UL-Lafayette	..... 2018
	94—	Bryce Young to Jameson Williams, Alabama vs. Miami	..... 2021



# RECORDS AND RESULTS

## RECEPTIONS

### CATCHES

#### GAME:

1.	19—	Josh Reed, LSU vs. Alabama (293 yards) .....	2001
2.	17—	Willie Goshia, Auburn vs. Arkansas (222 yards) .....	1995
	17—	Keith Edwards, Vanderbilt vs. Georgia (141 yards) .....	1983
4.	16—	Craig Yeast, Kentucky vs. Vanderbilt (269 yards) .....	1998
	16—	Earl Bennett, Vanderbilt vs. South Carolina (204 yards) .....	2005
	16—	Trent Sherfield, Vanderbilt vs. Austin Peay (240 yards) .....	2005
7.	15—	Eric Moulds, Mississippi State vs. Tennessee (183 yards) .....	1995
	15—	Bob Goodridge, Vanderbilt vs. Navy (201 yards) .....	1967
	15—	Carlos Alvarez, Florida vs. Miami (237 yards) .....	1969
	15—	Keith Edwards, Vanderbilt vs. Kentucky (147 yards) .....	1984
	15—	Shannon Mitchell, Georgia vs. Florida (140 yards) .....	1993
	15—	Demarcus Robinson, Florida vs. Kentucky (216 yards) .....	2014
	15—	Kylin Hill, Mississippi State at Kentucky (79 yards) .....	2020
	15—	DeVonta Smith, Alabama vs. Florida (184 yards) .....	2020
15.	14—	David Smith, Mississippi State vs. Ole Miss (194 yards) .....	1969
	14—	Wendell Davis, LSU vs. Ole Miss (208 yards) .....	1986
	14—	Zola Davis, South Carolina vs. Vanderbilt (206 yards) .....	1998
	14—	Earl Bennett, Vanderbilt vs. Tennessee (167 yards) .....	2005
	14—	Kenny McKinley, South Carolina vs. Tennessee (151 yards) .....	2007
	14—	Tori Gurley, South Carolina vs. Vanderbilt (112 yards) .....	2010
	14—	Malcome Kennedy, Texas A&M vs. South Carolina (137 yards) .....	2014
	14—	Laquon Treadwell, Ole Miss vs. Memphis (144 yards) .....	2015
	14—	Deebo Samuel, South Carolina vs. USF (190 yards) .....	2016
	14—	A.J. Brown, Ole Miss vs. UL-Lafayette (185 yards) .....	2017
	14—	Bryan Edwards, South Carolina vs. Vanderbilt (139 yards) .....	2019
	14—	Justin Jefferson, LSU vs. Oklahoma (227 yards) .....	2019
	14—	Cam Johnson, Vanderbilt vs. Ole Miss (97 yards) .....	2020
	14—	Kayshon Boutte, LSU vs. Ole Miss (308 yards) .....	2020
28.	13—	Joey Kent, Tennessee vs. Arkansas (161 yards) .....	1995
	13—	Barney Poole, Ole Miss vs. Chattanooga (95 yards) .....	1969
	13—	Floyd Franks, Ole Miss vs. Alabama (191 yards) .....	1969
	13—	Brad Gaines, Vanderbilt vs. Georgia (168 yards) .....	1989
	13—	Brad Gaines, Vanderbilt vs. Memphis State (120 yards) .....	1989
	13—	Carl Pickens, Tennessee vs. Notre Dame (163 yards) .....	1990
	13—	Travis McGriff, Florida vs. South Carolina (222 yards) .....	1998
	13—	Jerel Myers, LSU vs. Auburn (153 yards) .....	1999
	13—	Michael Johnson, Georgia vs. Auburn (141 yards) .....	2002
	13—	Earl Bennett, Vanderbilt vs. Kentucky (99 yards) .....	2005
	13—	Earl Bennett, Vanderbilt vs. Florida (157 yards) .....	2006
	13—	Earl Bennett, Vanderbilt vs. Richmond (223 yards) .....	2007
	13—	DJ Hall, Alabama vs. Tennessee (185 yards) .....	2007
	13—	Andre Caldwell, Florida vs. Florida Atlantic (164 yards) .....	2007
	13—	Percy Harvin, Florida vs. Ole Miss (186 yards) .....	2008
	13—	Randall Cobb, Kentucky vs. Tennessee (116 yards) .....	2010
	13—	Matt Roark, Kentucky vs. Mississippi State (116 yards) .....	2011
	13—	Jarius Wright, Arkansas vs. Texas A&M (281 yards) .....	2011
	13—	Jordan Matthews, Vanderbilt vs. Tennessee (133 yards) .....	2013
	13—	Amari Cooper, Alabama vs. Florida Atlantic (189 yards) .....	2014
	13—	Amari Cooper, Alabama vs. Auburn (224 yards) .....	2014
	13—	Christian Kirk, Texas A&M vs. Wake Forest (189 yards) .....	2017
	13—	Seth Williams, Auburn vs. Georgia (121 yards) .....	2019
	13—	DeVonta Smith, Alabama at Ole Miss (164 yards) .....	2020
	13—	Makai Polk, Mississippi State vs. Texas A&M .....	2021
	13—	Wan'Dale Robinson, Kentucky vs. Tennessee (166 yards) .....	2021
	13—	John Metchie, Alabama vs. Auburn (150 yards) .....	2021

#### SEASON:

1.	124—	Amari Cooper, Alabama (1,727 yards) .....	2014
2.	117—	DeVonta Smith, Alabama (1,856 yards) .....	2020
3.	112—	Jordan Matthews, Vanderbilt (1,477 yards) .....	2013
4.	111—	Justin Jefferson, LSU (1,540 yards) .....	2019
5.	105—	Makai Polk, Mississippi State (1,046 yards) .....	2021
6.	104—	Wan'Dale Robinson, Kentucky (1,334 yards) .....	2021
7.	97—	Keith Edwards, Vanderbilt (909 yards) .....	1983
8.	96—	John Metchie, Alabama (1,142 yards) .....	2021
9.	94—	Josh Reed, LSU (1,740 yards) .....	2001
	94—	Jordan Matthews, Vanderbilt (1,323 yards) .....	2012
11.	90—	James Whalen, Kentucky (1,019 yards) .....	1999
	90—	Cobi Hamilton, Arkansas (1,335 yards) .....	2012
13.	89—	Calvin Ridley, Alabama (1,045 yards) .....	2015
14.	88—	Carlos Alvarez, Florida (1,329 yards) .....	1969
	88—	Chad Jackson, Florida (900 yards) .....	2005
	88—	Alshon Jeffery, South Carolina (1,517 yards) .....	2010

88—	Fred Ross, Mississippi State (1,007 yards) .....	2015	
18.	85—	Craig Yeast, Kentucky (1,311 yards) .....	1998
	85—	A.J. Brown, Ole Miss (1,320 yards) .....	2018
20.	84—	Randall Cobb, Kentucky (1,107 yards) .....	2010
	84—	Ryan Davis, Auburn (815 yards) .....	2017
	84—	Ja'Marr Chase, LSU (1,780 yards) .....	2019

#### CAREER:

1.	262—	Jordan Matthews, Vanderbilt (3,759 yards) .....	2010-13
2.	236—	Earl Bennett, Vanderbilt (2,852 yards) .....	2005-07
3.	235—	DeVonta Smith, Alabama (3,965 yards) .....	2017-20
4.	234—	Bryan Edwards, South Carolina (3,045 yards) .....	2016-19
5.	228—	Amari Cooper, Alabama (3,463 yards) .....	2012-14
6.	224—	Calvin Ridley, Alabama (2,781 yards) .....	2015-17
7.	208—	Craig Yeast, Kentucky (2,899 yards) .....	1995-98
8.	207—	Kenny McKinley, South Carolina (2,781 yards) .....	2005-08
9.	204—	Terrence Edwards, Georgia (3,093 yards) .....	1999-02
10.	202—	Laquon Treadwell, Ole Miss (2,393 yards) .....	2013-15
11.	200—	Keith Edwards, Vanderbilt (1,757 yards) .....	1980,82-84
12.	199—	Fred Ross, Mississippi State (2,528 yards) .....	2013-16
13.	198—	Chris Collins, Ole Miss (2,621 yards) .....	2000-03
14.	197—	Derek Abney, Kentucky (2,339 yards) .....	2000-03
15.	194—	Anthony White, Kentucky (1,519 yards) .....	1996-99
	194—	DJ Hall, Alabama (2,923 yards) .....	2004-07
17.	191—	Jo'quavius Marks, Mississippi State (1,058 yards) .....	2020-present
18.	189—	Keenan Burton, Kentucky (2,376 yards) .....	2003-07
	189—	A.J. Brown, Ole Miss (2,984 yards) .....	2016-18
20.	188—	Boo Mitchell, Vanderbilt (2,964 yards) .....	1985-88

### YARDS

#### GAME:

1.	308—	Kayshon Boutte, LSU vs. Ole Miss (14 catches) .....	2020
2.	303—	Cobi Hamilton, Arkansas vs. Rutgers (10 catches) .....	2012
3.	293—	Josh Reed, LSU vs. Alabama (19 catches) .....	2001
4.	287—	Mike Evans, Texas A&M vs. Auburn (11 catches) .....	2013
5.	281—	Jarius Wright, Arkansas vs. Texas A&M (13 catches) .....	2011
6.	279—	Mike Evans, Texas A&M vs. Alabama (7 catches) .....	2013
7.	274—	DeVonta Smith, Alabama vs. Ole Miss (11 catches) .....	2019
8.	269—	Craig Yeast, Kentucky vs. Vanderbilt (16 catches) .....	1998
9.	263—	Alexander Wright, Auburn vs. Pacific (5 catches) .....	1989
10.	256—	Kelley Washington, Tennessee vs. LSU (11 catches) .....	2001
11.	249—	Ronney Daniels, Auburn vs. Georgia (9 catches) .....	1999
12.	248—	Todd Kinchen, LSU vs. Mississippi State (9 catches) .....	1991
13.	246—	Taylor Jacobs, Florida vs. UAB (8 catches) .....	2002
14.	237—	Carlos Alvarez, Florida vs. Miami (15 catches) .....	1969
15.	235—	Terrace Marshall Jr., LSU vs. Missouri (11 catches) .....	2020
16.	233—	Pharoh Cooper, South Carolina vs. Tennessee (11 catches) .....	2014
	233—	A.J. Brown, Ole Miss vs. South Alabama (8 catches) .....	2017
18.	231—	DeVonta Smith, Alabama at LSU (8 catches) .....	2020
19.	229—	Ja'Marr Chase, LSU vs. Vanderbilt (10 catches) .....	2019
20.	228—	Denarius Moore, Tennessee vs. South Carolina .....	2010
20.	227—	Ja'Marr Chase, LSU vs. Ole Miss (8 catches) .....	2019
	227—	Justin Jefferson, LSU vs. Oklahoma (14 catches) .....	2019

#### SEASON:

1.	1,856—	DeVonta Smith, Alabama (117 catches) .....	2020
2.	1,780—	Ja'Marr Chase, LSU (84 catches) .....	2019
3.	1,740—	Josh Reed, LSU (94 catches) .....	2001
4.	1,727—	Amari Cooper, Alabama (124 catches) .....	2014
5.	1,572—	Jameson Williams, Alabama (79 catches) .....	2021
6.	1,540—	Justin Jefferson, LSU (111 catches) .....	2019
7.	1,517—	Alshon Jeffery, South Carolina (88 catches) .....	2010
8.	1,477—	Jordan Matthews, Vanderbilt (112 catches) .....	2013
9.	1,394—	Mike Evans, Texas A&M (69 catches) .....	2013
10.	1,357—	Travis McGriff, Florida (70 catches) .....	1998
11.	1,335—	Cobi Hamilton, Arkansas (90 catches) .....	2012
12.	1,334—	Wan'Dale Robinson, Kentucky (104 catches) .....	2021
13.	1,329—	Carlos Alvarez, Florida (88 catches) .....	1969
14.	1,323—	Jordan Matthews, Vanderbilt (94 catches) .....	2013
15.	1,320—	A.J. Brown, Ole Miss (85 catches) .....	2018
16.	1,315—	Jerry Jeudy, Alabama (68 catches) .....	2018
17.	1,311—	Craig Yeast, Kentucky (85 catches) .....	1998
18.	1,298—	Robert Meachem, Tennessee (71 catches) .....	2006
19.	1,293—	Reidel Anthony, Florida (72 catches) .....	1996
20.	1,267—	Jalin Hyatt, Tennessee (67 catches) .....	2022

#### CAREER:

1.	3,965—	DeVonta Smith, Alabama (235 catches) .....	2017-20
----	--------	--	---------



# RECORDS AND RESULTS

2.	3,759—	Jordan Matthews, Vanderbilt (262 catches) . . . . .	2010-13
3.	3,463—	Amari Cooper, Alabama (228 catches) . . . . .	2012-14
4.	3,093—	Terrence Edwards, Georgia (204 catches) . . . . .	1999-02
5.	3,045—	Bryan Edwards, South Carolina (234 catches) . . . . .	2016-19
6.	3,042—	Alshon Jeffery, South Carolina (183 catches) . . . . .	2009-11
7.	3,001—	Josh Reed, LSU (167 catches) . . . . .	1999-01
8.	2,964—	Boo Mitchell, Vanderbilt (188 catches) . . . . .	1985-88
9.	2,934—	Jarius Wright, Arkansas (168 catches) . . . . .	2008-11
10.	2,923—	DJ Hall, Alabama (194 catches) . . . . .	2004-07
11.	2,899—	Craig Yeast, Kentucky (208 catches) . . . . .	1995-98
12.	2,884—	Fred Gibson, Georgia (161 catches) . . . . .	2001-04
13.	2,880—	Dan Stricker, Vanderbilt (182 catches) . . . . .	1999-02
14.	2,879—	Anthony Lucas, Arkansas (137 catches) . . . . .	1995-99
15.	2,854—	Cobi Hamilton, Arkansas (175 catches) . . . . .	2008-12
16.	2,852—	Earl Bennett, Vanderbilt (236 catches) . . . . .	2005-07
17.	2,814—	Joey Kent, Tennessee (183 catches) . . . . .	1993-96
18.	2,788—	Josh Reynolds, Texas A&M (164 catches) . . . . .	2014-16
19.	2,781—	Kenny McKinley, South Carolina (207 catches) . . . . .	2005-08
	2,781—	Calvin Ridley, Alabama (224 catches) . . . . .	2015-17

## YARDS PER GAME

### SEASON:

1.	145.0—	Josh Reed, LSU (1,740 in 12 games) . . . . .	2001
2.	142.8—	DeVonta Smith, Alabama (1,856 in 13 games) . . . . .	2020
3.	132.9—	Carlos Alvarez, Florida (1,329 in 10 games) . . . . .	1969
4.	127.1—	Ja'Marr Chase, LSU (1,780 in 14 games) . . . . .	2019
5.	123.4—	Travis McGriff, Florida (1,357 in 11 games) . . . . .	1998
	123.4—	Amari Cooper, Alabama (1,727 in 14 games) . . . . .	2014
7.	119.2—	Craig Yeast, Kentucky (1,311 in 11 games) . . . . .	1998
8.	113.6—	Jordan Matthews, Vanderbilt (1,477 in 13 games) . . . . .	2013
9.	113.1—	Wendell Davis, LSU (1,244 in 11 games) . . . . .	1986
10.	111.4—	Bob Goodridge, Vanderbilt (1,114 in 10 games) . . . . .	1967
11.	111.3—	Cobi Hamilton, Arkansas (1,335 in 12 games) . . . . .	2012
12.	110.3—	Boo Mitchell, Vanderbilt (1,213 in 11 games) . . . . .	1988
13.	108.4—	Alshon Jeffery, South Carolina (1,517 in 14 games) . . . . .	2010
14.	108.3—	Jabar Gaffney, Florida (1,191 in 11 games) . . . . .	2001
15.	107.8—	Reidel Anthony, Florida (1,293 in 12 games) . . . . .	1996
16.	107.2—	Mike Evans, Texas A&M (1,394 in 13 games) . . . . .	2013
17.	105.6—	Jalin Hyatt, Tennessee (1,267 in 12 games) . . . . .	2022
18.	105.1—	Terry Beasley, Auburn (1,051 in 10 games) . . . . .	1970
19.	104.8—	Jameson Williams, Alabama (1,562 in 15 games) . . . . .	2021
20.	104.4—	Terrace Marshall Jr., LSU (731 in 7 games) . . . . .	2020

### CAREER:

1.	103.3—	Jabar Gaffney, Florida (2,375 in 23 games) . . . . .	2000-01
2.	96.8—	Josh Reed, LSU (3,001 in 31 games) . . . . .	1999-01
3.	96.0—	Mike Evans, Texas A&M (2,495 in 26 games) . . . . .	2012-13
4.	86.6—	Amari Cooper, Alabama (3,463 in 40 games) . . . . .	2012-14
5.	85.8—	Kelley Washington, Tennessee (1,453 in 17 games) . . . . .	2001-02
6.	83.9—	Terry Beasley, Auburn (2,507 in 30 games) . . . . .	1969-71
7.	82.6—	Carlos Alvarez, Florida (2,563 in 31 games) . . . . .	1969-71
8.	81.5—	Earl Bennett, Vanderbilt (2,852 in 35 games) . . . . .	2005-07
9.	80.5—	Makai Polk, Mississippi State (1,046 in 13 games) . . . . .	2021
10.	77.5—	Ja'Marr Chase, LSU (2,093 in 27 games) . . . . .	2018-19

## YARDS PER CATCH

### GAME: (Min. 5 catches)

1.	52.6—	Alexander Wright, Auburn vs. Pacific (5 for 263) . . . . .	1989
2.	42.0—	Troy Williamson, South Carolina vs. South Florida (5 for 210) . . . . .	2004
3.	41.6—	O.J. Howard, Alabama vs. Clemson (5 for 208) . . . . .	2015
4.	41.2—	Sammie Coates, Auburn vs. Alabama (5 for 206) . . . . .	2014
5.	40.2—	Carlos Carson, LSU vs. Rice (5 for 201) . . . . .	1977
	40.2—	Devery Henderson, LSU vs. Kentucky (5 for 201) . . . . .	2002
7.	40.0—	Pat Coleman, Ole Miss vs. Arkansas State (5 for 200) . . . . .	1989
8.	39.9—	Mike Evans, Texas A&M vs. Alabama (7 for 279) . . . . .	2013
9.	38.0—	Marcus Robinson, South Carolina vs. Mississippi State (5 for 190) . . . . .	1996
	38.0—	Denarius Moore, Tennessee vs. South Carolina . . . . .	2010

### GAME: (Min. 10 catches)

1.	30.3—	Cobi Hamilton, Arkansas vs. Rutgers (10 for 303) . . . . .	2012
2.	24.9—	DeVonta Smith, Alabama vs. Ole Miss (11 for 274) . . . . .	2019
3.	26.1—	Mike Evans, Texas A&M vs. Auburn (11 for 287) . . . . .	2013
4.	23.3—	Kelley Washington, Tennessee vs. LSU (11 for 256) . . . . .	2001

### SEASON: (Min. 25 catches)

1.	29.3—	Bucky Curtis, Vanderbilt (27 for 791) . . . . .	1950
2.	25.0—	Danny Knight, Mississippi State (37 for 924) . . . . .	1982
3.	24.9—	Freddy Weygand, Auburn (32 for 796) . . . . .	1984

4.	24.8—	Emanuel Hall, Missouri (33 for 817) . . . . .	2017
5.	24.3—	Tony Burks, Mississippi State (35 for 850) . . . . .	2006
7.	23.5—	Larry Seiple, Kentucky (27 for 635) . . . . .	1966
8.	23.3—	Anthony Lucas, Arkansas (43 for 1,004) . . . . .	1998
9.	22.6—	Tavarres King, Georgia (42 for 950) . . . . .	2012
10.	22.3—	Ozzie Newsome, Alabama (36 for 804) . . . . .	1977
	22.3—	Andy Hamilton, LSU (39 for 870) . . . . .	1970

### SEASON: (Min. 50 catches)

1.	21.2—	Ja'Marr Chase, LSU (84 for 1,780) . . . . .	2019
2.	20.5—	Eric Martin, LSU (52 for 1,064) . . . . .	1983
3.	20.2—	Terry Beasley, Auburn (52 for 1,051) . . . . .	1970
	20.2—	Mike Evans, Texas A&M (69 for 1,394) . . . . .	2013
5.	19.9—	Jameson Williams, Alabama (79 of 1,572) . . . . .	2021
6.	19.5—	Odell Beckham, Jr., LSU (59 of 1,152) . . . . .	2013
7.	19.4—	Travis McGriff, Florida (70 for 1,357) . . . . .	1998
	19.4—	Josh Malone, Tennessee (50 for 972) . . . . .	2018
9.	19.3—	Jerry Jeudy, Alabama (68 for 1,315) . . . . .	2018
10.	19.2—	Marcus Monk, Arkansas (50 for 962) . . . . .	2006

### SEASON: (Min. 75 catches)

1.	21.2—	Ja'Marr Chase, LSU (84 for 1,780) . . . . .	2019
2.	18.5—	Josh Reed, LSU (94 for 1,740) . . . . .	2001
3.	17.2—	Alshon Jeffery, South Carolina (88 for 1,517) . . . . .	2010
4.	15.9—	DeVonta Smith, Alabama (117 for 1,856) . . . . .	2020
5.	15.6—	Wendell Davis, LSU (80 for 1,244) . . . . .	1986
	15.6—	Boo Mitchell, Vanderbilt (78 for 1,213) . . . . .	1988
7.	15.5—	Jarvis Landry, LSU (77 for 1,193) . . . . .	2013
8.	15.4—	Craig Yeast, Kentucky (85 for 1,311) . . . . .	1998
	15.4—	Marcus Nash, Tennessee (76 for 1,170 yards) . . . . .	1997
10.	15.3—	Joey Kent, Tennessee (69 for 1,055) . . . . .	1995

### CAREER: (Min. 50 catches)

1.	24.5—	Bucky Curtis, Vanderbilt (61 for 1,496) . . . . .	1947-50
2.	23.6—	Alexander Wright, Auburn (56 for 1,320) . . . . .	1986-89
3.	22.7—	Wayne Wheeler, Alabama (55 for 1,246) . . . . .	1971-73
4.	21.9—	Danny Knight, Mississippi State (81 for 1,773) . . . . .	1980-83
5.	21.4—	Sammie Coates, Auburn (82 for 1,757) . . . . .	2012-14

### CAREER: (Min. 100 catches)

1.	21.0—	Anthony Lucas, Arkansas (137 for 2,879) . . . . .	1995-99
2.	20.3—	Ozzie Newsome, Alabama (102 for 2,070) . . . . .	1974-77
3.	20.1—	Willie Green, Ole Miss (113 for 2,274) . . . . .	1986-89
4.	20.0—	Andy Hamilton, LSU (100 for 1,995) . . . . .	1969-71
5.	19.9—	Jameson Williams, Alabama (79 of 1,572) . . . . .	2021
6.	19.6—	Ja'Marr Chase, LSU (107 for 2,093) . . . . .	2018-19
7.	19.3—	Jacquez Green, Florida (113 for 2,181) . . . . .	1995-97
8.	19.1—	Mardye McDole, Mississippi State (116 for 2,214) . . . . .	1977-80
	19.1—	Tavarres King, Georgia (126 for 2,602) . . . . .	2008-12
10.	18.9—	Jaylen Waddle, Alabama (106 for 1,999) . . . . .	2018-20

## TOUCHDOWN CATCHES

### GAME:

1.	5—	Carlos Carson, LSU vs. Rice . . . . .	1977
	5—	Earl Bennett, Vanderbilt vs. Kentucky . . . . .	2005
	5—	Sidney Rice, South Carolina vs. Florida Atlantic . . . . .	2006
	5—	DeVonta Smith, Alabama vs. Ole Miss . . . . .	2019
	5—	Jalin Hyatt, Tennessee vs. Alabama . . . . .	2022
5.	4—	Ike Hilliard, Florida vs. Tennessee . . . . .	1995
	4—	Al Bruno, Kentucky vs. North Dakota . . . . .	1950
	4—	Buck Martin, Georgia Tech vs. Auburn . . . . .	1951
	4—	Allama Matthews, Vanderbilt vs. Virginia Tech . . . . .	1982
	4—	Alexander Wright, Auburn vs. Pacific . . . . .	1989
	4—	Tony Moss, LSU vs. Ohio . . . . .	1989
	4—	Jack Jackson, Florida vs. New Mexico State . . . . .	1994
	4—	Craig Yeast, Kentucky vs. Indiana . . . . .	1997
	4—	James Whalen, Kentucky vs. Georgia . . . . .	1999
	4—	Mike Evans, Texas A&M vs. Auburn . . . . .	2013
	4—	Dorial Green-Beckham, Missouri vs. Kentucky . . . . .	2013
	4—	J'Mon Moore, Missouri vs. Delaware State . . . . .	2016
	4—	Ja'Marr Chase, LSU vs. Vanderbilt . . . . .	2019
	4—	Justin Jefferson, LSU vs. Oklahoma . . . . .	2019
	4—	Kyle Pitts, Florida at Ole Miss . . . . .	2020
	4—	DeVonta Smith, Alabama vs. Mississippi State . . . . .	2020

### SEASON:

1.	23—	DeVonta Smith, Alabama (13 games) . . . . .	2020
2.	20—	Ja'Marr Chase, LSU (14 games) . . . . .	2019
3.	18—	Reidel Anthony, Florida (12 games) . . . . .	1996



# RECORDS AND RESULTS

18—	Justin Jefferson, LSU (15 games) . . . . .	2019
5.	17— Chris Doering, Florida (12 games) . . . . .	1995
6.	16— Amari Cooper, Alabama (14 games) . . . . .	2014
7.	15— Ike Hilliard, Florida (11 games) . . . . .	1995
	15— Jack Jackson, Florida (12 games) . . . . .	1994
	15— Jameson Williams, Alabama (15 games) . . . . .	2021
	15— Jalin Hyatt, Tennessee (12 games) . . . . .	2022
11.	14— Allama Matthews, Vanderbilt (11 games) . . . . .	1982
	14— Craig Yeast, Kentucky (11 games) . . . . .	1998
	14— Jabar Gaffney, Florida (12 games) . . . . .	2000
	14— Jerry Jeudy, Alabama (15 games) . . . . .	2018
	14— DeVonta Smith, Alabama (13 games) . . . . .	2019
16.	13— Jabar Gaffney, Florida (11 games) . . . . .	2001
	13— Sidney Rice, South Carolina (11 games) . . . . .	2005
	13— Steve Johnson, Kentucky (13 games) . . . . .	2007
	13— Josh Reynolds, Texas A&M (13 games) . . . . .	2014
	13— Marcus Nash, Tennessee (12 games) . . . . .	1997
	13— Terrace Marshall Jr., LSU (12 games) . . . . .	2019
	13— Brock Bowers, Georgia (15 games) . . . . .	2021

### CAREER:

1.	46— DeVonta Smith, Alabama (54 games) . . . . .	2017-20
2.	31— Chris Doering, Florida (40 games) . . . . .	1992-95
	31— Amari Cooper, Alabama (40 games) . . . . .	2012-14
4.	30— Terrence Edwards, Georgia (45 games) . . . . .	1999-02
	30— Josh Reynolds, Texas A&M (38 games) . . . . .	2014-16
6.	29— Ike Hilliard, Florida (32 games) . . . . .	1994-96
	29— Terry Beasley, Auburn (30 games) . . . . .	1969-71
	29— Jack Jackson, Florida (38 games) . . . . .	1992-94
9.	28— Craig Yeast, Kentucky (43 games) . . . . .	1995-98
10.	27— Jabar Gaffney, Florida (23 games) . . . . .	2000-01
	27— Marcus Monk, Arkansas (43 games) . . . . .	2004-07
12.	26— Reidel Anthony, Florida (33 games) . . . . .	1994-96
	26— Dwayne Bowe, LSU (42 games) . . . . .	2003-06
14.	25— Joey Kent, Tennessee (44 games) . . . . .	1993-96
	25— Keenan Burton, Kentucky (46 games) . . . . .	2003-07
	25— Brandon Lafell, LSU (50 games) . . . . .	2006-09

## SCORING MOST POINTS

### GAME:

1.	42— Showboat Boykin, Ole Miss vs. Mississippi State (7 TDs) . . . . .	1951
2.	36— Madre Hill, Arkansas vs. South Carolina (6 TDs) . . . . .	1995
	36— Carnell Williams, Auburn vs. Mississippi State (6 TDs) . . . . .	2003
	36— Trey Burton, Florida vs. Kentucky (6 TDs) . . . . .	2010
5.	30— Bob Davis, Kentucky vs. Maryville (5 TDs) . . . . .	1936
	30— Bob Davis, Kentucky vs. Washington & Lee (5 TDs) . . . . .	1937
	30— Carlos Carson, LSU vs. Rice (5 TDs) . . . . .	1977
	30— Frank Mordica, Vanderbilt vs. Air Force (5 TDs) . . . . .	1978
	30— Joe Cribbs, Auburn vs. Vanderbilt (5 TDs) . . . . .	1978
	30— Robert Edwards, Georgia vs. South Carolina (5 TDs) . . . . .	1995
	30— Kevin Faulk, LSU vs. Kentucky (5 TDs) . . . . .	1997
	30— Shaun Alexander, Alabama vs. Brigham Young (5 TDs) . . . . .	1998
	30— Santonio Beard, Alabama vs. Ole Miss . . . . .	2012
	30— Earl Bennett, Vanderbilt vs. Kentucky (5 TDs) . . . . .	2005
	30— Sidney Rice, South Carolina vs. Florida Atlantic (5 TDs) . . . . .	2006
	30— Tim Tebow, Florida vs. South Carolina (5 TDs) . . . . .	2007
	30— Washaun Ealey, Georgia vs. Kentucky (5 TDs) . . . . .	2010
	30— Alex Collins, Arkansas vs. UT-Martin (5 TDs) . . . . .	2015
	30— Peyton Barber, Auburn vs. San Jose State (5 TDs) . . . . .	2015
	30— Leonard Fournette, LSU vs. Texas Tech (5 TDs) . . . . .	2015
	30— Kerryon Johnson, Auburn vs. Missouri (5 TDs) . . . . .	2017
	30— DeVonta Smith, Alabama vs. Ole Miss (5 TDs) . . . . .	2019
	30— Najee Harris, Alabama at Ole Miss (5 TDs) . . . . .	2020
	30— Najee Harris, Alabama vs. Florida (5 TDs) . . . . .	2020
	30— Kevin Harris, South Carolina vs. Ole Miss (5 TDs) . . . . .	2020
	30— Jalin Hyatt, Tennessee vs. Alabama (5 TDs) . . . . .	2022

### SEASON:

1.	180— Najee Harris, Alabama (30 TDs) . . . . .	2020
2.	168— Derrick Henry, Alabama (28 TDs) . . . . .	2015
3.	152— Cade York, LSU (21 FGs, 89 PATs) . . . . .	2019
4.	151— Jack Podlesny, Georgia (26 FGs, 73 PATs) . . . . .	2022
5.	150— Tre Mason, Auburn (25 TDs) . . . . .	2013
	150— DeVonta Smith, Alabama (25 TDs) . . . . .	2020
6.	147— Colt David, LSU (1 TD, 26 FGs, 63 PATs) . . . . .	2007
7.	144— Trent Richardson, Alabama (24 TDs) . . . . .	2011

	144— Shaun Alexander, Alabama (24 TDs) . . . . .	1999
10.	138— Tim Tebow, Florida (23 TDs) . . . . .	2007
	138— Leonard Fournette, LSU (23 TDs) . . . . .	2015
12.	137— Jack Podlesny, Georgia (22 FGs, 71 PATs) . . . . .	2021
	137— Will Reichard (22 FGs, 71 PATs) . . . . .	2021
14.	134— Daniel Carlson, Auburn (1 TD, 28 Fg, 44 PATs) . . . . .	2016
15.	132— Leigh Tiffin, Alabama (30 FG, 136 PATs) . . . . .	2009
16.	131— Billy Bennett, Georgia (31 FGs, 38 PATs) . . . . .	2003
	131— Adam Griffith, Alabama (23 FGs, 62 PATs) . . . . .	2015
18.	130— Will Reichard, Alabama (22 FGs, 64 PATs) . . . . .	2022
19.	130— Billy Bennett, Georgia (26 FGs, 52 PATs) . . . . .	2002
20.	129— Cole Tracy, LSU (29 FGs, 42 PATs) . . . . .	2018

### CAREER:

1.	480— Daniel Carlson, Auburn (1 TD, 92 FG, 198 PATs, 53 games) . . . . .	2014-17
2.	440— Rodrigo Blankenship, Georgia (200 PATs, 80 FGs, 56 games) . . . . .	2016-19
3.	426— Will Reichard, Alabama (240 PATs, 62 FGs, 46 games) . . . . .	2019-present
4.	412— Blair Walsh, Georgia (184 PATs, 76 FGs, 53 games) . . . . .	2008-11
5.	410— Anders Carlson, Auburn (173 PAT, 79 FGs, 56 games) . . . . .	2018-22
6.	409— Billy Bennett, Georgia (148 PAT, 87 FGs, 50 games) . . . . .	2000-03
7.	407— Marshalll Morgan, Georgia (215 PATs, 64 FGs, 51 games) . . . . .	2012-15
8.	385— Leigh Tiffin, Alabama (83 FGs, 136 PATs) . . . . .	2006-09
9.	371— Jeff Hall, Tennessee (188 PAT, 61 FGs, 46 games) . . . . .	1995-98
10.	369— Colt David, LSU (201 PATs, 54 FGs, 1 TD, 52 games) . . . . .	2005-08
11.	368— Jeff Chandler, Florida (67 FGs, 167 PATs, 46 games) . . . . .	1997-01
	368— Parker White, South Carolina (72 FGs, 152 PATs, 60 games) . . . . .	2017-21
13.	365— Pack Podlesny, Georgia (182 PATs, 61 FGs, 40 games) . . . . .	2019-22
14.	363— Wes Byrum, Auburn (60 FGs, 183 PATs, 51 games) . . . . .	2007-10
15.	359— Austin MacGinnis, Kentucky (72 FGs, 143 PATs, 48 games) . . . . .	2014-17
	359— Elliott Fry, South Carolina (61 FSs, 161 PATs, 51 games) . . . . .	2013-16
17.	357— Adam Griffith, Alabama (57 FGs, 186 PATs) . . . . .	2013-16
	357— Aaron Medley, Tennessee (58 FGs, 183 PAT, 49 games) . . . . .	2014-17
19.	354— Zach Hocker, Arkansas (61 FGs, 171 PATs, 50 games) . . . . .	2010-13
20.	353— Kevin Butler, Georgia (122 PAT, 77 FGs, 44 games) . . . . .	1981-84

## TOUCHDOWNS

### GAME:

1.	*7— Showboat Boykin, Ole Miss vs. Mississippi State (NCAA record) . . . . .	1951
2.	6— Madre Hill, Arkansas vs. South Carolina . . . . .	1995
	6— Carnell Williams, Auburn vs. Mississippi State . . . . .	2003
	6— Trey Burton, Florida vs. Kentucky . . . . .	2010
5.	5— Robert Edwards, Georgia vs. South Carolina . . . . .	1995
	5— Bob Davis, Kentucky vs. Maryville . . . . .	1936
	5— Bob Davis, Kentucky vs. Washington & Lee . . . . .	1937
	5— Carlos Carson, LSU vs. Rice . . . . .	1977
	5— Frank Mordica, Vanderbilt vs. Air Force . . . . .	1978
	5— Joe Cribbs, Auburn vs. Vanderbilt . . . . .	1978
	5— Kevin Faulk, LSU vs. Kentucky . . . . .	1997
	5— Shaun Alexander, Alabama vs. Brigham Young . . . . .	1998
	5— Earl Bennett, Vanderbilt vs. Kentucky . . . . .	2005
	5— Sidney Rice, South Carolina vs. Florida Atlantic . . . . .	2006
	5— Tim Tebow, Florida vs. South Carolina . . . . .	2007
	5— Washaun Ealy, Georgia vs. Kentucky . . . . .	2010
	5— Alex Collins, Arkansas vs. UT-Martin . . . . .	2015
	5— Peyton Barber, Auburn vs. San Jose State . . . . .	2015
	5— Leonard Fournette, LSU vs. Texas Tech . . . . .	2015
	5— Kerryon Johnson, Auburn vs. Missouri . . . . .	2017
	5— DeVonta Smith, Alabama vs. Ole Miss . . . . .	2019
	5— Najee Harris, Alabama at Ole Miss . . . . .	2020
	5— Najee Harris, Alabama vs. Florida . . . . .	2020
	5— Kevin Harris, South Carolina at Ole Miss . . . . .	2020
	5— Jalin Hyatt, Tennessee vs. Alabama . . . . .	2022

### SEASON:

1.	30— Najee Harris, Alabama . . . . .	2020
	30— Jalin Hyatt, Tennessee vs. Alabama . . . . .	2022
3.	28— Derrick Henry, Alabama . . . . .	2015
4.	25— Tre Mason, Auburn . . . . .	2013
	25— DeVonta Smith, Alabama . . . . .	2020
6.	24— Shaun Alexander, Alabama . . . . .	1999
	24— Trent Richardson, Alabama . . . . .	2011
7.	23— Tim Tebow, Florida . . . . .	2007
	23— Leonard Fournette, LSU . . . . .	2015
10.	21— Garrison Hearst, Georgia . . . . .	1992
	21— Cam Newton, Auburn . . . . .	2010
	21— Johnny Manziel, Texas A&M . . . . .	2012
13.	20— Herschel Walker, Georgia . . . . .	1981
	20— Reggie Cobb, Tennessee . . . . .	1987

# RECORDS AND RESULTS

20—	Mark Ingram, Alabama	2009
20—	Vick Ballard, Mississippi State	2010
20—	Alex Collins, Arkansas	2015
20—	Kerryon Johnson, Auburn	2017
20—	Najee Harris, Alabama	2019
20—	Ja'Marr Chase, LSU	2019

## CAREER:

1.	57—	Tim Tebow, Florida (55 games)	2006-09
	57—	Najee Harris, Alabama (55 games)	2018-20
3.	53—	Kevin Faulk, LSU (41 games)	1995-98
4.	52—	Herschel Walker, Georgia (33 games)	1980-82
5.	50—	Dalton Hilliard, LSU (44 games)	1982-85
6.	50—	Shaun Alexander, Alabama (41 games)	1996-99
7.	48—	Nick Chubb, Georgia (47 games)	2014-17
	48—	DeVonta Smith, Alabama (54 games)	2017-20
9.	46—	Anthony Dixon, Mississippi State (47 games)	2006-09
	46—	Carnell Williams, Auburn (42 games)	2001-04
	46—	Mark Ingram, Alabama (39 games)	2008-10
	46—	Nick Fitzgerald, Mississippi State (45 games)	2015-18
13.	45—	Bo Jackson, Auburn (38 games)	1982-85
	45—	Derrick Henry, Alabama (41 games)	2013-15
15.	44—	Todd Gurley, Georgia (30 games)	2012-14
16.	44—	Dak Prescott, Mississippi State (48 games)	2012-15
17.	42—	Charles Alexander, LSU (44 games)	1975-78
	42—	Leonard Fournette, LSU (32 games)	2014-16
19.	41—	Deuce McAllister, Ole Miss (43 games)	1997-00
	41—	Darren McFadden, Arkansas (38 games)	2005-07
41—	Marcus Lattimore, South Carolina (29 games)	2010-12	

## FIELD GOAL ATTEMPTS

### GAME:

1.	7—	Al Del Greco, Auburn vs. Kentucky (made 6)	1982
	7—	Doug Pelfrey, Kentucky vs. Mississippi State (made 5)	1992
	7—	Jeremy Shelley, Alabama vs. LSU, BCS Championship Game (made 5)	2011
4.	6—	John Riley, Auburn vs. Kentucky (made 4)	1968
	6—	Alan Duncan, Tennessee vs. Kentucky (made 5)	1978
	6—	Rex Robinson, Georgia vs. Georgia Tech (made 3)	1979
	6—	Bobby Raymond, Florida vs. Florida State (made 6)	1983
	6—	Bobby Raymond, Florida vs. Kentucky (made 6)	1984
	6—	David Browndyke, LSU vs. Ole Miss (made 4)	1986
	6—	Philip Doyle, Alabama vs. SW Louisiana (made 6)	1990
	6—	Kanon Parkman, Georgia vs. Florida (made 4)	1993
	6—	Tim Rogers, Mississippi State vs. NC State (made 5)	1994
	6—	Billy Bennett, Georgia vs. Georgia Tech (made 6)	2001
	6—	Jonathan Nichols, Ole Miss vs. Texas Tech (made 6)	2003
	6—	John Vaughn, Auburn vs. LSU (made 1)	2005
	6—	Blair Walsh, Georgia vs. Vanderbilt (made 4)	2011
	6—	Elliott Fry, South Carolina vs. Vanderbilt (made 4)	2015
	6—	Daniel Carlson, Auburn vs. LSU (made 6)	2016
	6—	Tucker McCann, Missouri at South Carolina (made 5)	2018

### SEASON:

1.	38—	Billy Bennett, Georgia (made 31)	2003
2.	35—	Leigh Tiffin, Alabama (made 30)	2009
	35—	Blair Walsh, Georgia (made 21)	2011
4.	34—	Leigh Tiffin, Alabama (made 25)	2007
	34—	Josh Jasper, LSU (made 28)	2010
6.	33—	Billy Bennett, Georgia (made 26)	2002
	33—	Colt David, LSU (made 26)	2007
	33—	Cole Tracy, LSU (made 29)	2018
	33—	Rodrigo Blankenship, Georgia (made 27)	2019
	33—	Tucker McCann, Missouri (made 24)	2018
11.	32—	Adam Griffith, Alabama (made 23)	2015
	32—	Daniel Carlson, Auburn (made 28)	2016

### CAREER:

1.	114—	Daniel Carlson, Auburn (92 made)	2014-17
2.	111—	Leigh Tiffin, Alabama (83 made)	2006-09
3.	110—	Billy Bennett, Georgia (made 87)	2000-03
	110—	Anders Carlson, Auburn (made 79)	2018-22
5.	105—	Philip Doyle, Alabama (made 78)	1987-90
6.	103—	Blair Wash, Georgia (made 76)	2008-11
7.	99—	Parker White, South Carolina (made 72)	2017-21
8.	98—	Kevin Butler, Georgia (made 77)	1981-84
9.	97—	Rodrigo Blankenship, Georgia (made 80)	2016-19
10.	95—	Fuad Reveiz, Tennessee (made 71)	1981-84

## FIELD GOALS MADE

### GAME:

1.	6—	Al Del Greco, Auburn vs. Kentucky (7 atts.)	1982
	6—	Bobby Raymond, Florida vs. Florida State (6 atts.)	1983
	6—	Bobby Raymond, Florida vs. Kentucky (6 atts.)	1984
	6—	Philip Doyle, Alabama vs. SW Louisiana (6 atts.)	1990
	6—	Billy Bennett, Georgia vs. Georgia Tech (6 atts.)	2001
	6—	Jonathan Nichols, Ole Miss vs. Texas Tech (6 atts.)	2003
	6—	Daniel Carlson, Auburn vs. LSU (6 atts.)	2016
7.	5—	Brian Clark, Florida vs. Ole Miss (5 atts.)	1980
	5—	Jorge Portela, Auburn vs. Florida (5 atts.)	1977
	5—	Alan Duncan, Tennessee vs. Kentucky (6 atts.)	1978
	5—	Fuad Reveiz, Tennessee vs. Memphis State (5 atts.)	1982
	5—	Fuad Reveiz, Tennessee vs. Kentucky (5 atts.)	1982
	5—	Brian Lee, Ole Miss vs. Tulane (5 atts.)	1991
	5—	Doug Pelfrey, Kentucky vs. Mississippi State (7 atts.)	1992
	5—	Scott Etheridge, Auburn vs. LSU (5 atts.)	1992
	5—	Tim Rogers, Mississippi State vs. NC State (6 atts.)	1994
	5—	Jaret Holmes, Auburn vs. UAB (5 atts.)	1996
	5—	Brian Hazelwood, Mississippi State vs. Arkansas (5 atts.)	1998
	5—	Alex Walls, Tennessee vs. Florida (5 atts.)	2000
	5—	Spencer Lanning, South Carolina vs. Georgia (5 atts.)	2009
	5—	Leigh Tiffin, Alabama at Ole Miss (5 atts.)	2009
	5—	Derek DePasquale, Mississippi State vs. UAB (5 atts.)	2010
	5—	Bryson Rose, Ole Miss vs. Louisiana-Lafayette (5 atts.)	2010
	5—	Josh Jasper, LSU vs. Mississippi State (5 atts.)	2010
	5—	Jeremy Shelley, Alabama vs. LSU, BCS Championship Game	2011
	5—	Andrew Baggett, Missouri vs. Florida	2013
	5—	Daniel Carlson, Auburn vs. Alabama	2014
	5—	Adam Griffith, Alabama vs. Auburn	2015
	5—	Daniel LaCamera, Texas A&M vs. Auburn	2016
	5—	Eddy Pineiro, Florida vs. UAB	2017
	5—	Tucker McCann, Missouri at South Carolina (6 atts.)	2018
	5—	Cole Tracy, LSU vs. Georgia (5 atts.)	2018
	5—	Harrison Mevis, Missouri vs. Arkansas (5 atts.)	2020

### SEASON:

1.	31—	Billy Bennett, Georgia (38 atts.)	2003
2.	30—	Leigh Tiffin, Alabama (35 atts.)	2009
3.	29—	Cole Tracy, LSU (33 atts.)	2018
4.	28—	Josh Jasper, LSU (34 atts.)	2010
	28—	Daniel Carlson, Auburn (32 atts.)	2016
6.	27—	Fuad Reveiz, Tennessee (31 atts.)	1982
	27—	Rodrigo Blankenship, Georgia (33 atts.)	2019
8.	26—	Billy Bennett, Georgia (33 atts.)	2002
	26—	Colt David, LSU (33 atts.)	2007
	26—	Jack Podlesny, Georgia (31 atts.)	2022

### CAREER:

1.	92—	Daniel Carlson, Auburn (114 atts.)	2014-17
2.	87—	Billy Bennett, Georgia (110 atts.)	2000-03
3.	83—	Leigh Tiffin, Alabama (111 atts.)	2006-09
4.	80—	Rodrigo Blankenship, Georgia (97 atts.)	2016-19
	79—	Anders Carlson, Auburn (110 atts.)	2018-22
6.	78—	Philip Doyle, Alabama (105 atts.)	1987-90
7.	77—	Kevin Butler, Georgia (98 atts.)	1981-84
8.	76—	Blair Walsh, Georgia (103 atts.)	2008-11
9.	72—	Austin MacGinnis, Kentucky (91 atts.)	2014-17
	72—	Parker White, South Carolina (99 atts.)	2017-21

## LONG FIELD GOALS

### GAME:

1.	60—	Fuad Reveiz, Tennessee vs. Georgia Tech	1982
	60—	Kevin Butler, Georgia vs. Clemson	1984
	60—	Chris Perkins, Florida vs. Tulane	1984
4.	59—	Cloyce Hinton, Ole Miss vs. Georgia	1969
	59—	Kevin Butler, Georgia vs. Ole Miss	1982
6.	58—	Cloyce Hinton, Ole Miss vs. Houston	1970
	58—	Allan Leavitt, Georgia vs. Vanderbilt	1976
	58—	Brandon Coutu, Georgia vs. Louisiana-Monroe	2005
9.	57—	Neil O'Donoghue, Auburn vs. Tennessee	1976
	57—	Jimmy Gaylor, Tennessee	1977
	57—	Van Tiffin, Alabama vs. Texas A&M	1985
	57—	Bryan Owen, Ole Miss vs. Tulane	1988
	57—	Philip Yost, Auburn vs. Western Kentucky	2003
	57—	Tucker McCann, Missouri at South Carolina	2018
	57—	Cade York, LSU vs. Florida	2020



# RECORDS AND RESULTS

## CONSECUTIVE FIELD GOALS MADE

1.	20—	Marshall Morgan, Georgia	2013-14
2.	19—	Will Reichard, Alabama	2019-21
3.	18—	Fuad Reveiz, Tennessee	1984
4.	17—	Bobby Raymond, Florida	1984
	17—	Bryson Rose, Ole Miss	2010-11
	17—	Gary Wunderlich, Ole Miss	2016

## FIELD GOAL PERCENTAGE

### SEASON: (Min. 10 made)

1.	100.0—	David Browndyke, LSU (14 of 14)	1989
	100.0—	Will Reichard, Alabama (14 of 14)	2020
	100.0—	Mitch Jeter, South Carolina (11 of 11)	2022
4.	95.7—	Gary Wunderlich, Ole Miss (22 of 23)	2016
5.	94.4—	Eddy Pineiro, Florida (17 of 18)	2017
6.	94.1—	Parker White, South Carolina (16 of 17)	2021
7.	93.8—	Wes Byrum, Auburn (15 of 16)	2009
8.	93.3—	Mike Conway, LSU (14 of 15)	1978
9.	92.9—	Billy Bennett, Georgia (13 of 14)	2000
	92.9—	Colby Delahoussaye, LSU (13 of 14)	2013

### SEASON: (Min. 20 made)

1.	95.7—	Gary Wunderlich, Ole Miss (22 of 23)	2016
2.	91.7—	Marshall Morgan, Georgia (22 of 24)	2013
3.	90.9—	Blair Walsh, Georgia (20 of 22)	2009
	90.9—	Anders Carlson, Auburn (20 of 22)	2020
5.	90.0—	Alex Walls, Tennessee (18 of 20)	2000
6.	88.4—	Bobby Raymond, Florida (23 of 26)	1984
7.	88.0—	Phillip Doyle, Alabama (22 of 25)	1989
8.	87.9—	Cole Tracy, LSU (29 of 33)	2018
9.	87.5—	Jeff Chandler, Florida (21 of 24)	1999
	87.5—	Daniel Carlson, Auburn (28 of 32)	2016

### CAREER: (Min. 25 made)

1.	89.5—	Evan McPherson, Florida (34 of 38)	2019
2.	88.4—	Eddy Pineiro, Florida (38 of 43)	2016-17
3.	87.9—	Cole Tracy, LSU (29 of 33)	2018
4.	*87.8—	Bobby Raymond, Florida (43 of 49)	1982-84
5.	86.2—	Bryson Rose, Ole Miss (25 of 29)	2010-12
6.	83.9—	Josh Jasper, LSU (47 of 56)	2008-10
	83.9—	Gary Wunderlich, Ole Miss (47 of 56)	2014-16
8.	83.8—	Jeff Chandler, Florida (67 of 80)	1997-01
9.	82.9—	Berj Yepremian, Florida (29 of 35)	1976-78
10.	82.8—	Jeff Chandler, Florida (48 of 58)	1997-00
11.	82.7—	Will Reichard, Alabama (62 of 75)	2019-present
12.	82.5—	Rodrigo Blankenship, Georgia (80 of 97)	2016-19
13.	82.4—	Jack Podlesny, Georgia (61 of 74)	2019-22
14.	82.1—	Judd Davis, Florida (32 of 39)	1992-94
15.	81.8—	Cade York, LSU (54 of 66)	2019-21
16.	81.3—	David Browndyke, LSU (61 of 75)	1986-89
	81.3—	Matt Ruffolo, Kentucky (26 of 32)	2018-21
	81.3—	Cade York, LSU (39 of 48)	2019-20
19.	80.3—	Brandon Coutu, Georgia (53 of 66)	2004-07
20.	80.7—	Daniel Carlson, Auburn (92 of 114)	2014-17

## PAT KICKS ATTEMPTED

### GAME:

1.	13—	Red Lutz, Alabama vs. Delta State (made 11)	1951
2.	11—	George Jernigan, Georgia vs. Furman (made 10)	1946
	11—	Bill Davis, Alabama vs. Virginia Tech (made 11)	1973
	11—	Reed Morton, South Carolina vs. Kent (made 11)	1995
	11—	Collins Cooper, Florida vs. Central Michigan (made 9)	1997
	11—	Tucker McCann, Missouri vs. Delaware State (made 10)	2016
7.	10—	Bob Gain, Kentucky vs. North Dakota (made 10)	1950
	10—	Bobby Moreau, LSU vs. Rice (made 10)	1977
	10—	Judd Davis, Florida vs. New Mexico State (made 10)	1994
	10—	Judd Davis, Florida vs. Kentucky (made 10)	1994
	10—	Kanon Parkman, Georgia vs. Northeast Louisiana (made 10)	1994
	10—	Alex Walls, Tennessee vs. Louisiana-Monroe (made 10)	2000
	10—	Josh Lambo, Texas A&M vs. Lamar (made 10)	2014
	10—	Jonathan Phillips, Florida vs. Citadel (made 10)	2008
	10—	Tucker McCann, Missouri vs. Missouri State (made 9)	2017
	10—	Chris Howard, Florida vs. Samford (made 10)	2021

### SEASON:

1.	93—	Cade York, LSU (made 89)	2019
2.	84—	Will Reichard, Alabama (made 84)	2021
3.	81—	Joseph Bulovas, Alabama (made 75)	2019
4.	79—	Jonathan Phillips, Florida (made 78)	2008

5.	74—	Taylor Bertolet, Texas A&M (made 67)	2012
6.	74—	Jack Podlesny, Georgia (made 72)	2022
7.	73—	Joey Iijas, Florida (made 72)	2007
	73—	Wes Byrum, Auburn (made 72)	2010
9.	72—	Jack Podlesny, Georgia (made 71)	2021
	72—	Will Reichard, Alabama (made 71)	2021
	72—	Chase McGrath, Tennessee (made 70)	2022

### CAREER:

1.	242—	Will Reichard, Alabama (made 240)	2019-present
2.	220—	Marshall Morgan, Georgia (made 215)	2012-15
3.	204—	Colt David, LSU (made 201)	2005-08
4.	200—	Rodrigo Blankenship, Georgia (made 200)	2016-19
5.	198—	Daniel Carlson, Auburn (made 198)	2014-17
6.	194—	Jeff Hall, Tennessee (made 188)	1995-98
7.	188—	Adam Griffith, Alabama (made 186)	2013-16
8.	186—	Wes Byrum, Auburn (made 183)	2007-10
9.	185—	Blair Walsh, Georgia (made 184)	2008-11
10.	184—	Aaron Medley, Tennessee (183)	2014-17
	184—	Jack Podlesny, Georgia (made 182)	2019-22

## PAT KICKS MADE

### GAME:

1.	11—	Reed Morton, South Carolina vs. Kent (11 atts.)	1995
	11—	Bill Davis, Alabama vs. Virginia Tech (11 atts.)	1973
	11—	Red Lutz, Alabama vs. Delta State (13 atts.)	1951
4.	10—	Bob Gain, Kentucky vs. North Dakota (10 atts.)	1950
	10—	Bobby Moreau, LSU vs. Rice (10 atts.)	1977
	10—	George Jernigan, Georgia vs. Furman (10 atts.)	1946
	10—	Judd Davis, Florida vs. New Mexico State (10 atts.)	1994
	10—	Judd Davis, Florida vs. Kentucky (10 atts.)	1994
	10—	Kanon Parkman, Georgia vs. Northeast Louisiana (10 atts.)	1994
	10—	Alex Walls, Tennessee vs. Louisiana-Monroe (10 atts.)	2000
	10—	Josh Lambo, Texas A&M vs. Lamar (10 atts.)	2014
	10—	Jonathan Phillips, Florida vs. Citadel (10 atts.)	2008
	10—	Tucker McCann, Missouri vs. Delaware State (11 atts.)	2016

### SEASON:

1.	89—	Cade York, LSU (93 atts.)	2019
2.	84—	Will Reichard, Alabama (84 atts.)	2021
3.	78—	Jonathan Phillips, Florida (79 atts.)	2008
4.	75—	Joseph Bulovas, Alabama (81 atts.)	2018
5.	73—	Jack Podlesny, Georgia (74 atts.)	2022
6.	72—	Joey Iijas, Florida (73 atts.)	2007
	72—	Wes Byrum, Auburn (73 atts.)	2010
8.	71—	Bart Edmiston, Florida (71 atts.)	1995
	71—	Jack Podlesny, Georgia (72 atts.)	2021
	71—	Will Reichard, Alabama (72 atts.)	2021

### CAREER:

1.	240—	Will Reichard, Alabama (242 atts.)	2019-present
2.	215—	Marshall Morgan, Georgia (220 atts.)	2012-15
3.	201—	Colt David, LSU (204 atts.)	2005-08
4.	200—	Rodrigo Blankenship, Georgia (200 atts.)	2016-19
5.	198—	Daniel Carlson, Auburn (198 atts.)	2014-17
6.	188—	Jeff Hall, Tennessee (194 atts.)	1995-98
7.	186—	Adam Griffith, Alabama (188 atts.)	2013-16
8.	184—	Blair Walsh, Georgia (185 atts.)	2008-11
9.	183—	Wes Byrum, Auburn (186 atts.)	2007-10
	183—	Aaron Medley, Tennessee (184 atts.)	2014-17

## PAT KICKS PERCENTAGE

### GAME: (Min. 10 atts.)

1.	100—	Bill Davis, Alabama vs. Virginia Tech (11 of 11)	1973
	100—	Reed Morton, South Carolina vs. Kent (11 of 11)	1995
	100—	Bob Gain, Kentucky vs. North Dakota (10 of 10)	1950
	100—	Bobby Moreau, LSU vs. Rice (10 of 10)	1977
	100—	Judd Davis, Florida vs. Kentucky (10 of 10)	1994
	100—	Judd Davis, Florida vs. New Mexico State (10 of 10)	1994
	100—	Alex Walls, Tennessee vs. Louisiana-Monroe (10 of 10)	2000
	100—	Josh Lambo, Texas A&M vs. Lamar (10 of 10)	2014
	100—	Chris Howard, Florida vs. Samford (10 of 10)	2021

### SEASON: (Min. 45 atts.)

1.	100—	Will Reichard, Alabama (84 of 84)	2020
	100—	Bart Edmiston, Florida (71 of 71)	1995
	100—	Judd Davis, Florida (65 of 65)	1994
	100—	Colt David, LSU (63 of 63)	2007
	100—	John Becksvoort, Tennessee (59 of 59)	1993
	100—	Billy Bennett, Georgia (52 of 52)	2002

# RECORDS AND RESULTS

100—	John Vaughn, Auburn (50 of 50) . . . . .	2005
100—	Greg Burke, Tennessee (50 of 50) . . . . .	1990
100—	Blair Walsh, Georgia (50 of 50) . . . . .	2008
100—	Chris Knapp, Auburn (49 of 49) . . . . .	1986
100—	Jonathan Nichols, Ole Miss (49 of 49) . . . . .	2003
100—	Matt Leach, Florida (49 of 49) . . . . .	2004
100—	Brandon Coutu, Georgia (49 of 49) . . . . .	2007
100—	Jeff Hall, Tennessee (47 of 47) . . . . .	1998
100—	Scott Etheridge, Auburn (45 of 45) . . . . .	1993
100—	Brandon Coutu, Georgia (45 of 45) . . . . .	2005
100—	Wes Byrum, Auburn (54 of 54) . . . . .	2009
100—	Zach Hocker, Arkansas (56 of 56) . . . . .	2010
100—	Blair Walsh, Georgia (46 of 46) . . . . .	2011
100—	Adam Yates, South Carolina (49 of 49) . . . . .	2012
100—	Jeremy Shelley, Alabama (69 of 69) . . . . .	2012
100—	Marshall Morgan, Georgia (47 of 47) . . . . .	2013
100—	Cade Foster, Alabama (60 of 60) . . . . .	2013
100—	Daniel Carlson, Auburn (57 of 57) . . . . .	2014
100—	Elliott Fry, South Carolina (51 of 51) . . . . .	2014
100—	Josh Lambo, Texas A&M (59 of 59) . . . . .	2014
100—	Cole Hedlund, Arkansas (58 of 58) . . . . .	2015
100—	Adam Griffith, Alabama (62 for 62) . . . . .	2015
100—	Gary Wunderlich, Ole Miss (63 of 63) . . . . .	2015
100—	Aaron Medley, Tennessee (55 of 55) . . . . .	2015
100—	Daniel LaCamera, Texas A&M (54 of 54) . . . . .	2016
100—	Andy Pappanastos, Alabama (56 of 56) . . . . .	2016
100—	Aaron Medley, Tennessee (61 of 61) . . . . .	2016
100—	Daniel Carlson, Auburn (57 of 57) . . . . .	2017
100—	Rodrigo Blankenship, Georgia (63 of 63) . . . . .	2017
100—	Evan McPherson, Florida (55 of 55) . . . . .	2018
100—	Rodrigo Blankenship, Georgia (65 of 65) . . . . .	2018
100—	Evan McPherson, Florida (50 of 50) . . . . .	2019
100—	Rodrigo Blankenship, Georgia (46 of 46) . . . . .	2019
100—	Evan McPherson, Florida (45 of 45) . . . . .	2020
100—	Chase McGrath, Tennessee (66 of 66) . . . . .	2021

**CAREER: (MIN. 100 atts.)**

1.	*100—	Rodrigo Blankenship, Georgia (200 of 200) . . . . .	2016-19
	*100—	Daniel Carlson, Auburn (198 of 198) . . . . .	2014-17
	*100—	John Becksvoort, Tennessee (161 of 161) . . . . .	1991-94
	*100—	Van Tiffin, Alabama (135 of 135) . . . . .	1983-86
	*100—	Damon Duval, Auburn (125 of 125) . . . . .	1999-02
	*100—	Brandon Coutu, Georgia (114 of 114) . . . . .	2004-07
	*100—	David Browndyke, LSU (109 of 109) . . . . .	1986-89
8.	99.5—	Blair Walsh, Georgia (184 of 185) . . . . .	2008-11
	99.5—	Aaron Medley, Tennessee (183 of 184) . . . . .	2014-17
10.	99.4—	John Vaughn, Auburn (162 of 163) . . . . .	2003-06
	99.4—	Elliott Fry, South Carolina (161 of 162) . . . . .	2013-16

\*—NCAA record

**CONSECUTIVE PAT KICKS MADE**

1.	200—	Rodrigo Blankenship, Georgia . . . . .	2016-19
2.	198—	Daniel Carlson, Auburn . . . . .	2014-17
3.	161—	John Becksvoort, Tennessee . . . . .	1991-94
4.	155—	Elliott Fry, South Carolina . . . . .	2013-16
	154—	Aaron Medley, Tennessee . . . . .	2014-17
6.	135—	Van Tiffin, Alabama . . . . .	1983-86
	135—	Will Reichard, Alabama . . . . .	2019-21
8.	130—	Michael Proctor, Alabama . . . . .	1992-95
9.	125—	Damon Duval, Auburn . . . . .	1999-02
10.	124—	Elliott Fry, South Carolina . . . . .	2013-15
11.	119—	Blair Walsh, Georgia . . . . .	2008-10
12.	118—	Cade York, LSU . . . . .	2019-21
13.	117—	Jonathan Nichols, Ole Miss . . . . .	2001-04
14.	114—	Bart Edmiston, Florida . . . . .	1992-96
	114—	Brandon Coutu, Georgia . . . . .	2004-07
16.	113—	Billy Bennett, Georgia . . . . .	2000-03
17.	111—	Jack Podlesny, Georgia . . . . .	2019-22
18.	109—	David Browndyke, LSU . . . . .	1986-89
	109—	Seth Small, Texas A&M . . . . .	2018-20
20.	108—	Josh Lambo, Texas A&M . . . . .	2013-15

**TOTAL POINTS SCORED BY KICKING**

**GAME:**

1.	23—	Bobby Raymond, Florida vs. Florida State (6 FGs, 5 PATs) . . . . .	1983
2.	21—	Jonathan Nichols, Ole Miss vs. Texas Tech (6 FGs, 3 PATs) . . . . .	2003
3.	20—	Harrison Mevis, Missouri vs. Arkansas (5 FGs, 5 PATs) . . . . .	2020
4.	19—	Bobby Raymond, Florida vs. Kentucky (6 FGs, 1 PAT) . . . . .	1984
	19—	Philip Doyle, Alabama vs. SW Louisiana (6 FGs, 1 PAT) . . . . .	1990

	19—	Billy Bennett, Georgia vs. Georgia Tech (6 FGs, 1 PAT) . . . . .	2001
	19—	Bryson Rose, Ole Miss vs. Louisiana-Lafayette (5 FGs, 4 PATs) . . . . .	2010
8.	18—	Al Del Greco, Auburn vs. Kentucky (6 FGs) . . . . .	1982
	18—	Doug Pelfrey, Kentucky vs. Mississippi State (5 FGs, 3 PAT) . . . . .	1992
	18—	Andrew Baggett, Missouri vs. Florida (5 FGs, 3 PAT) . . . . .	2013
	18—	Daniel Carlson, Auburn vs. Alabama (5 FG, 3 PAT) . . . . .	2014
	18—	Eddy Pineiro, Florida vs. UAB (5 FG, 3 PAT) . . . . .	2017
	18—	Cole Tracy, LSU vs. Georgia (3 FG, 3 PAT) . . . . .	2018
14.	17—	Jorge Portela, Auburn vs. Florida (5 FGs, 2 PATs) . . . . .	1977
	17—	Alan Duncan, Tennessee vs. Kentucky (5 FGs, 2 PATs) . . . . .	1978
	17—	Fuad Reveiz, Tennessee vs. Memphis State (5 FGs, 2 PATs) . . . . .	1982
	17—	David Browndyke, LSU vs. Mississippi State (4 FGs, 5 PATs) . . . . .	1986
	17—	Alex Walls, Tennessee vs. Wyoming (4 FGs, 5 PATs) . . . . .	2002
	17—	Matt Leach, Florida vs. San Jose State (3 FGs, 8 PATs) . . . . .	2003
	17—	Alex Tejada, Arkansas vs. Troy (4 FGs, 5 PATs) . . . . .	2007
	17—	Spencer Lanning, South Carolina vs. Georgia (5 FGs, 2 PATs) . . . . .	2009
	17—	Josh Jasper, LSU vs. Mississippi State (5 FGs, 2 PATs) . . . . .	2010
	17—	Derek DePasquale, Mississippi State vs. UAB (5 FGs, 2 PATs) . . . . .	2010
	17—	Adam Griffith, Alabama vs. Auburn (5 FGs, 2 PATs) . . . . .	2015
	17—	Daniel LaCamera, Texas A&M vs. Auburn (5 FGs, 2 PATs) . . . . .	2016
	17—	Rodrigo Blankenship, Georgia vs. Missouri (4 FGs, 5 PATs) . . . . .	2017

**SEASON:**

1.	152—	Cade York, LSU (21 FGs, 89 PATs) . . . . .	2019
2.	151—	Jack Podlesny, Georgia (26 FGs, 73 PATs) . . . . .	2022
3.	141—	Colt David, LSU (26 FGs, 63 PATs) . . . . .	2007
4.	137—	Jack Podlesny, Georgia (22 FG, 71 PATs) . . . . .	2021
	137—	Will Reichard, Alabama (22 FG, 71 PATs) . . . . .	2021
6.	132—	Leigh Tiffin, Alabama (30 FG, 42 PATs) . . . . .	2009
7.	131—	Billy Bennett, Georgia (31 FGs, 38 PATs) . . . . .	2003
	131—	Adam Griffith, Alabama (23 FGs, 62 PATs) . . . . .	2015
	131—	Will Reichard, Alabama (22 FGs, 71 PATs) . . . . .	2021
9.	130—	Billy Bennett, Georgia (26 FGs, 52 PATs) . . . . .	2002
	130—	Will Reichard, Alabama (22 FGs, 64 PATs) . . . . .	2022

**CAREER:**

1.	474—	Daniel Carlson, Auburn (92 FGs, 198 PAT) . . . . .	2014-17
2.	440—	Rodrigo Blankenship, Georgia (80 FGs, 200 PATs) . . . . .	2016-19
3.	426—	Will Reichard, Alabama (62 FGs, 240 PATs) . . . . .	2019-present
4.	412—	Blair Walsh, Georgia (76 FGs, 184 PATs) . . . . .	2008-11
5.	410—	Anders Carlson, Auburn (79 FGs, 173 PATs) . . . . .	2018-22
6.	409—	Billy Bennett, Georgia (87 FGs, 148 PATs) . . . . .	2000-03
7.	407—	Marshall Morgan, Georgia (215 PATs, 64 FGs) . . . . .	2012-15
8.	385—	Leigh Tiffin, Alabama (83 FG, 136 PATs) . . . . .	2006-09
9.	371—	Jeff Hall, Tennessee (61 FGs, 188 PATs) . . . . .	1995-98
	371—	Seth Small, Texas A&M (70 FGs, 161 PATs) . . . . .	2018-21
11.	368—	Jeff Chandler, Florida (67 FGs, 167 PATs) . . . . .	1997-01
12.	365—	Jack Podlesny, Georgia (61 FGs, 182 PATs) . . . . .	2019-22
13.	363—	Colt David, LSU (54 FGs, 201 PATs) . . . . .	2005-08
	363—	Wes Byrum, Auburn (60 FGs, 183 PATs) . . . . .	2007-10
15.	359—	Elliott Fry, South Carolina (66 FGs, 161 PATs) . . . . .	2013-16
	359—	Austin MacGinnis, Kentucky (72 FGs, 143 PATs) . . . . .	2014-17
17.	358—	Tucker McCann, Vanderbilt (61 FGs, 175 PATs) . . . . .	2016-19
18.	357—	Adam Griffith, Alabama (57 FGs, 186 PATs) . . . . .	2013-16
	357—	Aaron Medley, Tennessee (57 FGs, 183 PATs) . . . . .	2014-17
20.	355—	Andrew Baggett, Missouri (66 FGs, 157 PATs) . . . . .	2012-15

**PUNTING**

**MOST PUNTS**

**GAME:**

1.	30—	Bert Johnson, Kentucky vs. Washington & Lee . . . . .	1934
2.	23—	Bud Walton, Florida vs. Georgia Tech . . . . .	1938
3.	21—	Hawk Cavette, Georgia Tech vs. Florida . . . . .	1938
4.	19—	Johnny Cain, Alabama vs. Tennessee . . . . .	1932
5.	16—	Bob Hardison, Mississippi State vs. TCU . . . . .	1936
6.	15—	Connie Frederick, Auburn vs. Clemson . . . . .	1968
7.	14—	Bill Hartman, Georgia vs. Auburn . . . . .	1937
	14—	Bobby Collins, Mississippi State vs. LSU . . . . .	1951
	14—	Boyce Smith, Vanderbilt vs. Florida . . . . .	1958
	14—	Dick McGraw, Mississippi State vs. Southern Miss . . . . .	1967
	14—	John Schaffler, Vanderbilt vs. Louisville . . . . .	1971
	14—	Craig Colquitt, Tennessee vs. Kentucky . . . . .	1976

**SEASON:**

1.	101—	Ralph Kercheval, Kentucky (4,413 yards for 43.5 avg.) . . . . .	1933
2.	95—	Dick McGraw, Mississippi State (3,567 yards for 37.5 avg.) . . . . .	1967
3.	92—	Dick McGowen, Auburn (3,833 yards for 42.2 avg.) . . . . .	1939
4.	91—	Jimmy Carter, Kentucky (3,597 yards for 39.5 avg.) . . . . .	1996
5.	90—	Dave Hardt, Kentucky (3,471 yards for 38.6 avg.) . . . . .	1970



# RECORDS AND RESULTS

6.	83—	Bud Walton, Florida (3,002 yards for 36.2 avg.)	1938
	83—	Buster Morrison, Florida (3,187 yards for 38.4 avg.)	1972
	83—	Johnny Townsend, Florida (3,765 yards for 45.4 avg.)	2015
	83—	Shane Tripucka, Texas A&M (3,776 yards for 45.5 avg.)	2017
10.	81—	Dixie Howell, Alabama (3,216 yards for 39.7 avg.)	1933
	81—	Al Doggett, LSU (3,147 yards for 38.9 avg.)	1952
	81—	Corey Fatony, Missouri (3,447 for 42.9 avg.)	2015

### CAREER:

1.	293—	Blake McAdams, Mississippi State (11,562 for 39.46 avg.)	2005-08
2.	277—	Jim Arnold, Vanderbilt (12,171 yards for 43.9 avg.)	1979-82
3.	272—	Bill Marinangel, Vanderbilt (11,336 yards for 41.7 avg.)	1993-96
4.	266—	Jim Miller, Ole Miss (11,549 yards for 43.4 avg.)	1976-79
5.	256—	Landon Foster, Kentucky (10,693 for 41.8 avg.)	2012-15
6.	255—	Corey Fatony, Missouri (11,161 for 43.8 avg.)	2015-18
7.	254—	Bill Smith, Ole Miss (11,260 for 44.3 avg.)	1983-86
8.	251—	Matt Wait, Arkansas (10,599 for 42.1 avg.)	1994-97
9.	248—	Dave Hardt, Kentucky (9,737 yards for 39.3 avg.)	1968-70
10.	244—	Lewis Colbert, Auburn (10,179 for 41.7 avg.)	1982-85

### MOST PUNTS, 50 YARDS OR MORE

90—	JK Scott, Alabama	2014-17
86—	Bill Smith, Ole Miss	1983-86

### MOST CONSECUTIVE GAMES W/PUNT OF 50 YARDS/ MORE

*32—	Bill Smith, Ole Miss	1983-86
------	----------------------	---------

### MOST GAMES AVERAGING 40 OR MORE YARDS (MIN. 4)

*36—	Bill Smith, Ole Miss	1983-86
------	----------------------	---------

### LONG PUNTS

1.	92—	Bill Smith, Ole Miss vs. Southern Miss	1984
2.	89—	Dixie Howell, Alabama vs. Tennessee	1933
3.	87—	Rufus Deal, Auburn vs. Georgia Tech	1939
4.	87—	Spike Jones, Georgia vs. Auburn	1967
	87—	O.J. Key, Tulane vs. Florida	1946
6.	86—	Donnie Jones, LSU vs. Kentucky	2002
7.	85—	Greg Gantt, Alabama vs. Mississippi State	1971
8.	84—	Mike Patrick, Mississippi State vs. Alabama	1974
9.	83—	Dixie Howell, Alabama vs. Kentucky	1933
	83—	Billy Mann, Ole Miss vs. Tennessee	1938

### YARDS PUNTED

### GAME:

1.	1,155—	Bert Johnson, Kentucky vs. Washington & Lee (30 for 38.5 avg.)	1934
2.	914—	Johnny Cain, Alabama vs. Tennessee (19 for 48.1 avg.)	1932
3.	904—	Hawk Cavette, Georgia Tech vs. Florida (21 for 43.9 avg.)	1938
4.	899—	Bud Walton, Florida vs. Georgia Tech (23 for 39.1 avg.)	1938

### SEASON:

1.	4,413—	Ralph Kercheval, Kentucky (101 for 43.5 avg.)	1933
2.	3,883—	Dick McGowen, Auburn (92 for 42.2 avg.)	1939
3.	3,776—	Shane Tripucka, Texas A&M (83 for 45.5 avg.)	2017
4.	3,765—	Johnny Townsend, Florida (83 for 45.4 avg.)	2015
5.	3,597—	Jimmy Carter, Kentucky (91 for 39.5 avg.)	1996
6.	3,586—	Bill Marinangel, Vanderbilt (77 for 46.6 avg.)	1996
7.	3,581—	Bill Smith, Ole Miss (79 for 45.3 avg.)	1985
8.	3,567—	Dick McGraw, Mississippi State (95 for 37.5 avg.)	1967
9.	3,511—	Richard Kent, Vanderbilt (84 for 41.8 avg.)	2010
10.	3,488—	Brett Upson, Vanderbilt (81 for 43.1 avg.)	2009

### CAREER:

1.	12,171—	Jim Arnold, Vanderbilt (277 for 43.9 avg.)	1979-82
2.	11,562—	Blake McAdams, Mississippi State (293 for 39.46 avg.)	2005-08
3.	11,549—	Jim Miller, Ole Miss (266 for 43.4 avg.)	1976-79
4.	11,336—	Bill Marinangel, Vanderbilt (272 for 41.7 avg.)	1993-96
5.	11,260—	Bill Smith, Ole Miss (254 for 44.3 avg.)	1983-86
6.	11,163—	Corey Fatony, Missouri (255 for 43.77 avg.)	2015-18
7.	11,090—	Johnny Townsend, Florida (240 for 46.2 avg.)	2013-17
8.	11,074—	JK Scott, Alabama (243 for 45.6 avg.)	2014-17
9.	10,693—	Landon Foster, Kentucky (256 for 41.8 avg.)	2012-15
10.	10,557—	Brett Upson, Vanderbilt (271 for 40.4 avg.)	2006-09
11.	10,216—	Dustin Colquitt, Tennessee (240 for 42.6 avg.)	2001-04
12.	10,021—	Cody Ridgeway, Ole Miss (238 for 42.1 avg.)	2001-04
13.	10,179—	Lewis Colbert, Auburn (244 for 41.7 avg.)	1982-85
14.	10,177—	Matt Wait, Arkansas (251 for 42.1 avg.)	1994-97
15.	10,075—	Tyler Campbell, Ole Miss (226 for 44.6 avg.)	2009-13
16.	9,900—	Eric Wilbur, Florida (231 for 42.9 avg.)	2003-06

17.	9,842—	Damon Duval, Auburn (227 for 43.3 avg.)	1999-02
18.	9,798—	Donnie Jones, LSU (233 for 42.1 avg.)	2000-03
19.	9,737—	Dave Hardt, Kentucky (248 for 39.3 avg.)	1968-70
20.	9,485—	P.J. Fitzgerald, Alabama (238 for 39.9)	2006-09

### PUNTING AVERAGE

### GAME: (Min. 2 punts)

1.	84.5—	Bill Smith, Ole Miss vs. Southern Miss (2 for 169)	1984
----	-------	--	------

### GAME (Min. 7 punts)

1.	55.0—	JK Scott, Alabama vs. Ohio State (7 for 385)	2014
2.	54.4—	Johnny Townsend, Florida vs. Georgia (7 for 381)	2017
3.	54.3—	Kyle Christy, Florida vs. South Carolina (7 for 380)	2012
4.	53.7—	Kai Kroeger, South Carolina vs. Clemson (7 for 376)	2022
5.	53.4—	Joseph Charlton, South Carolina vs. Missouri (8 for 427)	2019
6.	53.1—	Jim Arnold, Vanderbilt vs. North Carolina (8 for 425)	1982
7.	53.0—	Fred Montsdeoca, Florida vs. Alabama (7 for 371)	1949
8.	52.7—	Kyle Christy, Florida vs. Alabama (7 for 369)	2014
9.	52.0—	Ralph Kercheval, Kentucky vs. Cincinnati (10 for 520)	1933
10.	51.9—	Johnny Townsend, Florida vs. Vanderbilt (7 for 363)	2016

### GAME (Min. 10 punts)

1.	52.0—	Ralph Kercheval, Kentucky vs. Cincinnati (10 for 520)	1933
2.	50.7—	Jake Camarda, Georgia vs. Auburn (11 for 588)	2019
3.	48.1—	Greg Breland, Ole Miss vs. Missouri (10 for 481)	1974
	48.1—	Johnny Cain, Alabama vs. Tennessee (19 for 914)	1932
5.	47.5—	Andy Russ, Mississippi State vs. South Carolina (10 for 475)	1996
6.	47.3—	Jerry Stovall, LSU vs. Ole Miss (10 for 473)	1960

### GAME (Min. 20 punts)

1.	43.0—	Hawk Cavette, Georgia Tech vs. Florida (21 for 904)	1938
----	-------	---	------

### SEASON: (Min. 30 punts)

1.	51.0*	Braden Mann, Texas A&M (50 for 2,549)	2018
2.	50.3—	Chad Kessler, LSU (39 for 1,961)	1997

\*NCAA Record

### SEASON: (Min. 50 punts)

1.	51.0*	Braden Mann, Texas A&M (50 for 2,549)	2018
2.	48.2—	Ricky Anderson, Vanderbilt (58 for 2,793)	1984
3.	48.1—	Drew Butler, Georgia (56 for 2,691)	2009
4.	48.0—	JK Scott, Alabama (55 for 2,640)	2015
5.	47.9—	Johnny Townsend, Florida (64 for 3,066)	2016
6.	47.7—	Joseph Charlton, South Carolina (68 for 3,244)	2019
7.	47.5—	Johnny Townsend, Florida (64 for 3,043)	2017
	47.5—	Trevor Daniel, Tennessee (70 for 3,323)	2017
9.	47.2—	JK Scott, Alabama (64 for 3,020)	2016
10.	46.9—	Terry Daniel, Auburn (51 for 2,393)	1993

\*NCAA Record

### SEASON: (Min. 75 punts)

1.	46.6—	Bill Marinangel, Vanderbilt (77 for 3,586)	1996
2.	45.5—	Shane Tripucka, Texas A&M (83 for 3,776)	2017
3.	45.4—	Johnny Townsend, Florida (83 for 3,765)	2015
4.	45.3—	Bill Smith, Ole Miss (79 for 3,581)	1985
5.	43.6—	Ryan Tydlacka, Kentucky (79 for 3,448)	2011
6.	43.2—	Jim Miller, Ole Miss (76 for 3,283)	1978
7.	42.9—	Corey Fatony, Missouri (81 for 3,477)	2015
8.	42.2—	Dick McGowen, Auburn (92 for 3,883)	1939
9.	41.6—	Julian Fagan, Ole Miss (75 for 3,120)	1968
10.	41.5—	Jerry Shuford, Vanderbilt (79 for 3,281)	1965

### SEASON (Min. 100 punts)

1.	43.5—	Ralph Kercheval, Kentucky (101 for 4,394)	1933
----	-------	---	------

### CAREER: (Min. 100 punts)

1.	46.0—	Max Duffy, Kentucky (151 for 6,940)	2018-20
2.	45.9—	Trevor Daniel, Tennessee (200 for 9,185)	2013-17
3.	45.8—	Jake Camarda, Georgia (187 for 8,561)	2018-21
4.	45.7—	Johnny Townsend, Florida (176 for 8,047)	2014-17
5.	45.6—	Ricky Anderson, Vanderbilt (111 for 5,067)	1983-84
	45.6—	JK Scott, Alabama (243 for 11,074)	2014-17
7.	45.5—	Drew Kaser, Texas A&M (108 for 4,913)	2011-14
	45.5—	Jake Camarda, Georgia (140 for 6,364 yards)	2018-
	45.5—	Joseph Charlton, South Carolina (176 for 7,786)	2015-19
10.	45.4—	Drew Butler, Georgia (167 for 7,589 yards)	2008-11
11.	45.0—	JK Scott, Alabama (125 for 5,734 yards)	2014-15
12.	44.6—	Tyler Campbell, Ole Miss (226 for 10,075)	2009-13
	44.6—	Brad Wing, LSU (118 for 5,261)	2011-12
14.	44.5—	Terry Daniel, Auburn (169 for 7,522)	1992-94
	44.5—	Johnny Townsend, Florida (112 for 4,982)	2013, 2015
16.	44.4—	Glenn Pakulak, Kentucky (134 for 5,954)	2000-02

# RECORDS AND RESULTS

44.4—	Ray Criswell, Florida (161 for 7,153) . . . . .	1982-85
18. *44.3—	Bill Smith, Ole Miss (254 for 11,260) . . . . .	1983-86
44.3—	Shane Tripucka, Texas A&M (154 for 6,826) . . . . .	2015-17
20. 44.0—	Zach Von Rosenberg, LSU (193 for 8,484) . . . . .	2017-20

\*NCAA Record (Minimum 250 punts)

## PUNT RETURNS MOST RETURNS

<b>GAME:</b>			
1.	17—	A.B. Stubbs, Mississippi State vs. TCU (122 yards) . . . . .	1936
2.	11—	Bobby Herrington, Mississippi State vs. Southwestern (116 yards) . . . . .	1933
3.	9—	Bobby Jordan, Auburn vs. Clemson . . . . .	1952
	9—	Mike Siganos, Kentucky vs. Tennessee (85 yards) . . . . .	1976
5.	8—	Harry Gilmer, Alabama vs. Tennessee . . . . .	1946
	8—	J.P. Moore, Vanderbilt vs. Florida . . . . .	1946
	8—	Lee Nalley, Vanderbilt vs. Ole Miss . . . . .	1948
	8—	Doug Cunningham, Ole Miss vs. Southern Miss (102 yards) . . . . .	1966
	8—	Thomas Bailey, Auburn vs. Georgia Southern (62 yards) . . . . .	1991
	8—	Jason Armstead, Ole Miss vs. Memphis (157 yards) . . . . .	2002
	8—	Robert Dunn, Auburn vs. Arkansas (58 yards) . . . . .	2007
	8—	Dustin Harris, Texas A&M vs. South Carolina State (246 yards) . . . . .	2012

<b>SEASON:</b>			
1.	45—	Willie Shelby, Alabama (396 yards) . . . . .	1975
2.	43—	Lee Nalley, Vanderbilt (791 yards) . . . . .	1948
	43—	Mike Siganos, Kentucky (308 yards) . . . . .	1977
	43—	Mike Espy, Ole Miss (369 yards) . . . . .	2003
5.	42—	Bobby Majors, Tennessee (437 yards) . . . . .	1971
	42—	Eddie Brown, Tennessee (429 yards) . . . . .	1972
	42—	Greg Richardson, Alabama (393 yards) . . . . .	1986
	42—	Thomas Bailey, Auburn (528 yards) . . . . .	1991
	42—	Cyrus Jones, Alabama (530 yards) . . . . .	2015
10.	41—	Wallace Brown, Florida . . . . .	1934
	41—	Sammy Grezaffi, LSU (369 yards) . . . . .	1967
	41—	Eric Parker, Tennessee (387 yards) . . . . .	1999
	41—	Javier Arenas, Alabama (650 yards) . . . . .	2008

<b>CAREER:</b>			
1.	125—	Greg Richardson, Alabama (1,011 yards) . . . . .	1983-86
	125—	Thomas Bailey, Auburn (1,170 yards) . . . . .	1991-94
	125—	Javier Arenas, Alabama (1,752 yards) . . . . .	2006-09
4.	121—	Tony James, Mississippi State (1,332 yards) . . . . .	1989-92
5.	117—	Bobby Majors, Tennessee (1,163 yards) . . . . .	1969-71
	117—	Brandon James, Florida (1,371 yards) . . . . .	2006-09
7.	114—	Damien Gary, Georgia (1,253 yards) . . . . .	2000-03
8.	113—	Mike Siganos, Kentucky (789 yards) . . . . .	1975-77
9.	109—	Lee Nalley, Vanderbilt (1,695 yards) . . . . .	1947-49

## YARDS RETURNED

<b>GAME:</b>			
1.	246—	Dustin Harris, Texas A&M vs. South Carolina State (8 returns) . . . . .	2012
2.	203—	Lee Nalley, Vanderbilt vs. Kentucky (6 returns) . . . . .	1948
3.	202—	Buzy Rosenberg, Georgia vs. Oregon State (5 returns) . . . . .	1971
4.	195—	Andy Molls, Kentucky vs. Vanderbilt (6 returns) . . . . .	1981
5.	180—	Marcus Murphy, Missouri vs. Southeastern Louisiana (5 returns) . . . . .	2012
6.	178—	Joe Adams, Arkansas vs. Missouri State (6 returns) . . . . .	2011
7.	173—	Mike Fuller, Auburn vs. Chattanooga (3 returns) . . . . .	1974
8.	169—	Norman Jefferson, LSU vs. Ole Miss (7 returns) . . . . .	1983
9.	157—	Bobby Herrington, Mississippi State vs. Vanderbilt (8 returns) . . . . .	1933
	157—	Terry Fair, Tennessee vs. Auburn (7 returns) . . . . .	1997
	157—	Jason Armstead, Ole Miss vs. Memphis (8 returns) . . . . .	2002
	157—	Patrick Peterson, LSU vs. North Carolina (4 returns) . . . . .	2010

<b>SEASON:</b>			
1.	*791—	Lee Nalley, Vanderbilt (43 returns) . . . . .	1948
2.	650—	Javier Arenas, Alabama (41 returns) . . . . .	2008
3.	544—	Derek Abney, Kentucky (36 returns) . . . . .	2002
4.	539—	Pinky Rohm, LSU (35 returns) . . . . .	1937
5.	530—	Cyrus Jones, Alabama (42 returns) . . . . .	2015
6.	528—	Thomas Bailey, Auburn (42 returns) . . . . .	1991
7.	510—	Brandon James, Florida (37 returns) . . . . .	2008
8.	502—	Mike Fuller, Auburn (30 returns) . . . . .	1974
9.	499—	Domanick Davis, LSU (36 returns) . . . . .	2002
10.	498—	Junie Hovious, Ole Miss (36 returns) . . . . .	1940
	498—	Lee Nalley, Vanderbilt (35 returns) . . . . .	1949

\*—NCAA Record

<b>CAREER:</b>			
1.	1,752—	Javier Arenas, Alabama (125 returns) . . . . .	2006-09

2.	1,695—	Lee Nalley, Vanderbilt (109 returns) . . . . .	1947-49
3.	1,371—	Brandon James, Florida (117 returns) . . . . .	2006-09
4.	1,332—	Tony James, Mississippi State (121 returns) . . . . .	1989-92
5.	1,253—	Damien Gary, Georgia (114 returns) . . . . .	2000-03
6.	1,170—	Thomas Bailey, Auburn (125 returns) . . . . .	1991-94
7.	1,163—	Bobby Majors, Tennessee (117 returns) . . . . .	1969-71
8.	1,142—	Junie Hovious, Ole Miss (84 returns) . . . . .	1938-41
9.	1,126—	Domanick Davis, LSU (94 returns) . . . . .	1999-02
10.	1,119—	Harry Gilmer, Alabama (83 returns) . . . . .	1944-47

## YARDS PER RETURN

<b>GAME: (Min. 3)</b>			
1.	57.7—	Mike Fuller, Auburn vs. Chattanooga (3 for 173) . . . . .	1974
2.	48.3—	Joe Labruzzo, LSU vs. Rice (3 for 145) . . . . .	1963
3.	47.0—	Eddie Kennison, LSU vs. Mississippi State (3 for 141) . . . . .	1994
4.	45.0—	Bert Rechichar, Tennessee vs. Wash. & Lee (3 for 135) . . . . .	1950
5.	40.6—	Harry Gilmer, Alabama vs. Georgia (3 for 122) . . . . .	1947
6.	40.4—	Buzy Rosenberg, Georgia vs. Oregon State (5 for 202) . . . . .	1971
7.	40.0—	Joe Adams, Arkansas vs. Ole Miss (3 for 120) . . . . .	2010
8.	39.3—	Richaud Floyd, Missouri vs. Vanderbilt (3 for 118) . . . . .	2017
9.	38.7—	Cory Peterson, Ole Miss vs. SMU (3 for 116) . . . . .	1998
10.	37.8—	Will Glover, Ole Miss vs. Chattanooga (4 for 151) . . . . .	1947

<b>SEASON: (Min. 10)</b>			
1.	26.7—	Hal Griffin, Florida (10 for 267) . . . . .	1947
2.	*25.9—	Bill Blackstock, Tennessee (12 for 311) . . . . .	1951
3.	25.2—	Ken Phares, Mississippi State (10 for 252) . . . . .	1971
4.	24.4—	Jaylen Waddle, Alabama (20 for 487) . . . . .	2019
5.	23.9—	Hal Griffin, Florida (13 for 310) . . . . .	1946
6.	23.0—	Eddie Jackson, Alabama (11 for 253) . . . . .	2016
7.	22.6—	Rafael Little, Kentucky (14 for 317) . . . . .	2006
8.	21.7—	Marcus Rhoden, Mississippi State (19 for 413) . . . . .	1965
	21.7—	Christian Kirk, Texas A&M (13 for 282) . . . . .	2016
10.	21.5—	DeVonta Smith, Alabama (11 for 237) . . . . .	2020

<b>SEASON: (Min. 20)</b>			
1.	24.4—	Jaylen Waddle, Alabama (20 for 487) . . . . .	2019
2.	19.1—	Mike Fuller, Auburn (20 for 381) . . . . .	1973
3.	18.5—	Skyler Green, LSU (25 for 462) . . . . .	2003
4.	18.4—	Rick Kimbrough, Ole Miss (20 for 368) . . . . .	1973
5.	18.1—	Harry Gilmer, Alabama (21 for 381) . . . . .	1947

<b>SEASON: (Min. 40)</b>			
1.	18.4—	Lee Nalley, Vanderbilt (43 for 791) . . . . .	1948

<b>CAREER: (Min. 50)</b>			
1.	17.7—	Mike Fuller, Auburn (50 for 883) . . . . .	1973-74
2.	15.4—	Dicky Lyons, Kentucky (69 for 1,065) . . . . .	1966-68
3.	14.9—	Thomas Flowers, Georgia (55 for 821) . . . . .	2004-07
4.	14.7—	Bert Rechichar, Tennessee (55 for 808) . . . . .	1949-51
5.	14.5—	Tom McWilliams, Mississippi State (55 for 795) . . . . .	1944, 46-48

<b>CAREER: (Min. 100)</b>			
1.	15.6—	Lee Nalley, Vanderbilt (109 for 1,695) . . . . .	1947-49
2.	14.0—	Javier Arenas, Alabama (125 for 1,752) . . . . .	2006-09
3.	11.0—	Tony James, Mississippi State (121 for 1,332) . . . . .	1989-92
	11.0—	Damien Gary, Georgia (114 for 1,253) . . . . .	2000-03
5.	9.9—	Bobby Majors, Tennessee (117 for 1,163) . . . . .	1969-71
6.	9.4—	Thomas Bailey, Auburn (125 for 1,170) . . . . .	1991-94
7.	9.1—	Trey Gainous, Auburn (105 for 954) . . . . .	1983-86
8.	8.1—	Greg Richardson, Alabama (125 for 1,011) . . . . .	1983-86

## PUNT RETURN TOUCHDOWNS

<b>GAME:</b>			
1.	2—	Tommy Casanova, LSU vs. Ole Miss . . . . .	1970
	2—	Buzy Rosenberg, Georgia vs. Oregon State . . . . .	1971
	2—	David Langner, Auburn vs. Alabama . . . . .	1972
	2—	Mike Fuller, Auburn vs. Chattanooga . . . . .	1974
	2—	Jacquez Green, Florida vs. Kentucky . . . . .	1996
	2—	Derek Abney, Kentucky vs. Mississippi State . . . . .	2002
	2—	Joe Adams, Arkansas vs. Missouri State . . . . .	2011
	2—	Marcus Murphy, Missouri vs. Southeastern Louisiana . . . . .	2012
	2—	Cyrus Jones, Alabama vs. Charleston Southern . . . . .	2015
	2—	Christian Kirk, Texas A&M . . . . .	2016

<b>SEASON:</b>			
1.	4—	Derek Abney, Kentucky . . . . .	2002
	4—	Joe Adams, Arkansas . . . . .	2011
	4—	Cyrus Jones, Alabama . . . . .	2015
4.	3—	Pinky Rohm, LSU . . . . .	1937



# RECORDS AND RESULTS

3—	Lee Nalley, Vanderbilt	1948
3—	Marcus Rhoden, Mississippi State	1965
3—	Mike Fuller, Auburn	1974
3—	David Palmer, Alabama	1991
3—	Javier Arenas, Alabama	2008
3—	Marcus Murphy, Missouri	2012

### CAREER:

1.	7—	Javier Arenas, Alabama	2006-09
2.	6—	Derek Abney, Kentucky	2000-03
	6—	Christian Kirk, Texas A&M	2015-17
4.	5—	Lee Nalley, Vanderbilt	1947-49
	5—	Joe Adams, Arkansas	2008-11
	5—	Isaiah McKenzie, Georgia	2014-15
	5—	Christian Kirk, Texas A&M	2015-17
8.	4—	Tom McWilliams, Mississippi State	1944-48
	4—	Bobby Majors, Tennessee	1969-71
	4—	Steve Tannen, Florida	1967-69
	4—	Buzy Rosenberg, Georgia	1970-72
	4—	David Palmer, Alabama	1991-93
	4—	Jacquez Green, Florida	1995-97
	4—	Skyler Green, LSU	2002-05
	4—	Brandon James, Florida	2006-09
	4—	Cyrus Jones, Alabama	2012-15

### LONG PUNT RETURNS

### GAME:

1.	100—	Howard Bryan, Tulane vs. Georgia Tech	1933
	100—	Bert Rechichar, Tennessee vs. Washington & Lee	1950
	100—	Jim Campagna, Georgia vs. Vanderbilt	1952
	100—	Eddie Kennison, LSU vs. Mississippi State	1994
	100—	Felix Jones, Arkansas vs. Ole Miss	2006
7.	98—	Ray Hapes, Ole Miss vs. SW Louisiana	1935
8.	97—	Hal Griffin, Florida vs. Miami	1946
	97—	Dicky Lyons, Kentucky vs. Houston	1966
	97—	Joe Adams, Arkansas vs. Ole Miss	2010

### KICKOFF RETURNS

#### MOST RETURNS

### GAME:

1.	8—	Kwane Doster, Vanderbilt vs. Ole Miss (243 yards)	2002
	8—	Javier Arenas, Alabama vs. LSU (168 yards)	2007
	8—	Chris Culliver, South Carolina vs. Arkansas (225 yards)	2007
	8—	Cobi Hamilton, Arkansas vs. Auburn (142 yards)	2010
	8—	Warren Norman, Vanderbilt vs. Georgia (155 yards)	2010
6.	7—	Doug Matthews, Vanderbilt vs. Florida (168 yards)	1969
	7—	Jeff Peeples, Vanderbilt vs. Ole Miss (138 yards)	1970
	7—	Willie Gault, Tennessee vs. USC (123 yards)	1981
	7—	Kio Sanford, Kentucky vs. Tennessee (133 yards)	1994
	7—	Fred Talley, Arkansas vs. Boise State (135 yards)	2000
	7—	Ronald Hatcher, Vanderbilt vs. Florida (122 yards)	2001
	7—	Fred Reid, Mississippi State vs. Kentucky (176 yards)	2002
	7—	Nick Turner, Mississippi State vs. Tennessee (163 yards)	2003
	7—	Trindon Holliday, LSU vs. Georgia (164 yards)	2008
	7—	Trindon Holliday, LSU vs. Florida (141 yards)	2008
	7—	Leon Berry, Mississippi State vs. Florida (184 yards)	2009
	7—	Leon Berry, Mississippi State vs. Auburn (186 yards)	2009
	7—	Jeff Scott, Ole Miss vs. LSU (188 yards)	2010
	7—	Bryce Sherman, South Carolina vs. Arkansas (145 yards)	2010
	7—	Brandon Boykin, Georgia vs. South Carolina (184 yards)	2011
	7—	Mychal Bailey, Kentucky vs. Florida (148 yards)	2011
	7—	D'Arthur Cowan, Arkansas vs. Mississippi State (108 yards)	2012
	7—	Odell Beckham, Jr., LSU vs. Georgia (175 yards)	2013
	7—	Christion Jones, Alabama vs. Ohio State (102 yards)	2014
	7—	Lynn Bowden Jr., Kentucky vs. Louisville (110 yards)	2017

### SEASON:

1.	46—	Demond Washington, Auburn (1,117 yards)	2010
2.	41—	Dennis Johnson, Arkansas (905 yards)	2008
3.	40—	Dennis Johnson, Arkansas (1,031 yards)	2009
	40—	Warren Norman, Vanderbilt (1,050 yards)	2009
5.	38—	Brandon Boykin, Georgia (988 yards)	2009
	38—	Brandon Boykin, Georgia (850 yards)	2011
	38—	Leon Berry, Mississippi State (1,015 yards)	2009
8.	37—	Christian Jones (851 yards)	2014
	37—	Lynn Bowden Jr., Kentucky (869 yards)	2017
10.	35—	Boo Williams, South Carolina (760 yards)	1998
	35—	Mike Wallace, Ole Miss (861 yards)	2008

35—	Bryce Sherman, South Carolina (713 yards)	2010
-----	---	------

### CAREER:

1.	119—	Dennis Johnson, Arkansas (2,784 yards)	2008-12
2.	112—	Brandon James, Florida (2,718 yards)	2006-09
	112—	Derek Pegues, Mississippi State (2,948 yards)	2005-08
4.	110—	Brandon Boykin, Georgia (2,663 yards)	2008-11
5.	108—	Darius Sims, Vanderbilt (2,558 yards)	2013-16
6.	107—	Mark Johnson, Vanderbilt (2,263 yards)	1986-88, 90
7.	106—	Chris Culliver, South Carolina (2,476 yards)	2007-2010
8.	96—	Jaylen Walton, Ole Miss (2,036 yards)	2015
9.	95—	Domanick Davis, LSU (2,168 yards)	1999-02
	95—	Derek Abney, Kentucky (2,315 yards)	2000-03

### YARDS RETURNED

### GAME:

1.	243—	Kwane Doster, Vanderbilt vs. Ole Miss (8 returns)	2002
2.	222—	Chris Culliver, South Carolina (8 returns)	2007
3.	217—	Darius Sims, Vanderbilt vs. South Carolina (3 returns)	2014
4.	207—	LaMarcus Coker, Tennessee (6 returns)	2007
5.	202—	Demond Washington, Auburn vs. Georgia	2009
	202—	Mike Wallace, Ole Miss vs. Vanderbilt (6 returns)	2008
7.	197—	Kerry Goode, Alabama vs. Boston College (4 returns)	1984
8.	196—	George Ranager, Alabama vs. Auburn (5 returns)	1969
	196—	Kenyon Drake, Alabama vs. Clemson (5 returns)	2015
10.	191—	Derrick Locke, Kentucky vs. Louisville (4 returns)	2009
11.	190—	Scott Woerner, Georgia vs. Kentucky (6 returns)	1977
12.	188—	Jeff Scott, Ole Miss vs. LSU (7 returns)	2010
13.	187—	Brandon Boykin, Georgia vs. South Carolina (4 returns)	2009
14.	186—	Leon Berry, Mississippi State (7 returns)	2009
15.	185—	Keenan Burton, Kentucky vs. Louisville (5 returns)	2006
16.	184—	Brandon Boykin, Georgia vs. South Carolina (7 returns)	2011

### SEASON:

1.	1,117—	Demond Washington, Auburn (46 returns)	2010
2.	1,050—	Warren Norman, Vanderbilt (40 returns)	2009
3.	1,031—	Dennis Johnson, Arkansas (40 returns)	2009
4.	1,015—	Leon Berry, Mississippi State (38 returns)	2009
5.	988—	Brandon Boykin, Georgia (38 returns)	2009
6.	932—	Patrick Peterson, LSU (32 returns)	2010
7.	905—	Dennis Johnson, Arkansas (41 returns)	2008
8.	869—	Lynn Bowden Jr., Kentucky (37 returns)	2017
9.	863—	David Oku, Tennessee (33 returns)	2009
10.	861—	Mike Wallace, Ole Miss (35 returns)	2008
11.	851—	Christian Jones, Alabama (37 returns)	2014
12.	850—	Brandon Boykin, Georgia (38 returns)	2011
13.	845—	Odell Beckham, Jr., LSU (32 returns)	2013
14.	841—	Brandon James, Florida (30 returns)	2007
15.	825—	Brandon Boykin, Georgia (34 returns)	2010
16.	823—	D.J. Moore, Vanderbilt (32 returns)	2007

### CAREER:

1.	2,784—	Dennis Johnson, Arkansas (119 returns)	2008-12
2.	2,718—	Brandon James, Florida (112 returns)	2006-09
3.	2,663—	Brandon Boykin, Georgia (110 returns)	2008-11
4.	2,558—	Darius Sims, Vanderbilt (108 returns)	2013-16
5.	2,498—	Derek Pegues, Mississippi State (112 returns)	2005-08
6.	2,476—	Chris Culliver, South Carolina (106 returns)	2007-10
7.	2,315—	Derek Abney, Kentucky (95 returns)	2000-03
8.	2,263—	Mark Johnson, Vanderbilt (107 returns)	1986-88, 90
9.	2,168—	Domanick Davis, LSU (95 returns)	1999-02
10.	2,166—	Javier Arenas, Alabama (90 returns)	2006-09
11.	2,111—	Andre Debose, Florida (79 returns)	2009-14
12.	2,036—	Jaylen Walton, Ole Miss (96 returns)	2012-15
13.	2,004—	Tony Jackson, Vanderbilt (85 returns)	1989-93
14.	1,862—	Tony James, Mississippi State (78 returns)	1989-92
15.	1,854—	Willie Gault, Tennessee (78 returns)	1979-82

### YARDS PER RETURN

### SEASON: (Min. 20)

1.	38.3—	Evan Berry, Tennessee (21 for 804)	2015
2.	29.6—	Felix Jones, Arkansas (22 for 652)	2007
3.	29.2—	Solomon Patton, Florida (22 for 642)	2013
4.	28.0—	Brandon James, Florida (30 for 841)	2007
	28.0—	Cordarelle Patterson, Tennessee (24 for 671)	2012
6.	27.9—	Dan Bland, Mississippi State (20 for 558)	1964
	27.9—	Andre Debose, Florida (21 for 587)	2010
8.	27.8—	Derrick Locke, Kentucky (23 for 639)	2009
9.	27.6—	Willie Gault, Tennessee (24 for 662)	1980



# RECORDS AND RESULTS

10. 27.5— James Brooks, Auburn (21 for 577) . . . . . 1979

## SEASON: (Min. 30)

1.	28.7—	Christion Jones, Alabama (37 for 851) . . . . .	2014
2.	28.0—	Brandon James, Florida (30 for 841) . . . . .	2007
3.	26.8—	Derek Abney, Kentucky (30 for 804) . . . . .	2002
4.	26.7—	Leon Berry, Mississippi State (38 for 1,015) . . . . .	2009
5.	26.4—	Odell Beckham, Jr., LSU (32 for 845) . . . . .	2013
6.	26.2—	Warren Norman, Vanderbilt (40 for 1,050) . . . . .	2009
	26.2—	David Oku, Tennessee (33 for 863) . . . . .	2009
8.	26.0—	Brandon Boykin, Georgia (38 for 988) . . . . .	2009
9.	25.8—	Dennis Johnson, Arkansas (40 for 1,031) . . . . .	2009
10.	25.7—	D.J. Moore, Vanderbilt (32 for 823) . . . . .	2007
11.	24.9—	Kio Sanford, Kentucky (33 for 820) . . . . .	1994
12.	24.8—	Tony Jackson, Vanderbilt (32 for 794) . . . . .	1992
13.	24.7—	Keenan Burton, Kentucky (31 for 765) . . . . .	2006
14.	24.6—	Mike Wallace, Ole Miss (35 for 861) . . . . .	2008
15.	24.5—	Darius Sims, Vanderbilt (31 for 760) . . . . .	2014

## CAREER: (Min. 30)

1.	34.3—	Evan Berry, Tennessee (53 for 1,820) . . . . .	2014-17
2.	33.3—	Lideatrick "Tulu" Griffin, Mississippi State (40 for 1,333) . . . . .	2020-present
3.	29.0—	Deebo Samuel, South Carolina (42 for 1,219) . . . . .	2015-18
4.	28.2—	Felix Jones, Arkansas (62 for 1,749) . . . . .	2005-07
5.	27.7—	Solomon Patton, Florida (39 for 1,079) . . . . .	2010-13
6.	27.6—	Bo Carroll, Florida (36 for 992) . . . . .	1997-99
7.	27.1—	Derrick Locke, Kentucky (54 for 1,464) . . . . .	2007-10
	27.1—	Calvin Bird, Kentucky (37 for 1,001) . . . . .	1958-60
9.	26.7—	Leon Berry, Mississippi State (52 for 1,390) . . . . .	2009-10
10.	26.7—	Andre Debose, Florida (79 for 2,111) . . . . .	2009-14
11.	26.6—	Dan Bland, Mississippi State (42 for 1,118) . . . . .	1963-65

## CAREER: (min. 50)

1.	34.3—	Evan Berry, Tennessee (53 for 1,820) . . . . .	2014-17
2.	28.3—	Christion Jones, Alabama (68 for 1,727 yards) . . . . .	2011-14
3.	28.2—	Felix Jones, Arkansas (62 for 1,749) . . . . .	2005-07
4.	27.1—	Derrick Locke, Kentucky (54 for 1,464) . . . . .	2007-10
5.	26.7—	Andre Debose, Florida (79 for 2,111) . . . . .	2009-14
	26.7—	Leon Berry, Mississippi State (52 for 1,390) . . . . .	2009-10
7.	26.5—	Tristan Davis, Auburn (55 for 1,455) . . . . .	2005-08
8.	26.0—	Demond Washington, Auburn (62 for 1,614) . . . . .	2007-10
9.	25.6—	Keenan Burton, Kentucky (67 for 1,715) . . . . .	2003-07
10.	25.4—	Robert Dow, LSU (70 for 1,780) . . . . .	1973-76
	25.4—	James Brooks, Auburn (68 for 1,726) . . . . .	1977-80

## KICKOFF RETURN TOUCHDOWNS

### GAME:

1.	*2—	Darius Sims, Vanderbilt vs. South Carolina . . . . .	2014
	*2—	Jameson Williams, Alabama vs. Southern Miss . . . . .	2021

\* - Ties NCAA Record

### SEASON:

1.	3—	Willie Gault, Tennessee . . . . .	1980
	3—	Brandon Boykin, Georgia . . . . .	2009
	3—	Warren Norman, Vanderbilt . . . . .	2009
	3—	Evan Berry, Tennessee . . . . .	2015

### CAREER:

1.	4—	Willie Gault, Tennessee . . . . .	1979-82
	4—	Felix Jones, Arkansas . . . . .	2005-07
	4—	Brandon Boykin, Georgia . . . . .	2008-11
	4—	Andre Debose, Florida . . . . .	2009-14
	4—	Marcus Murphy, Missouri . . . . .	2010-14
	4—	Evan Berry, Tennessee . . . . .	2014-17
	4—	Deebo Samuel, South Carolina . . . . .	2015-18

## LONG KICKOFF RETURNS

### GAME:

1.	100—	Pat Reen, Florida vs. Miami . . . . .	1940
	100—	Jim Burkett, Alabama vs. Duquesne . . . . .	1949
	100—	Bobby Duke, Auburn vs. Mississippi State . . . . .	1953
	100—	Jimmy Burson, Auburn vs. Tennessee-Chattanooga . . . . .	1960
	100—	Gary Martin, Alabama vs. Miami . . . . .	1963
	100—	Ray Ogden, Alabama vs. Auburn . . . . .	1964
	100—	Sammy Grezaffi, LSU vs. Tennessee . . . . .	1967
	100—	George Ranager, Alabama vs. Auburn . . . . .	1969
	100—	Vernon Studdard, Ole Miss vs. Alabama . . . . .	1970
	100—	Willie Shelby, Alabama vs. Kentucky . . . . .	1973
	100—	Preston Brown, Vanderbilt vs. Ole Miss . . . . .	1977
	100—	Sam DeJarnette, Auburn vs. Mississippi State . . . . .	1980

100—	Willie Gault, Tennessee vs. Pittsburgh . . . . .	1980
100—	Glen Young, Mississippi State vs. LSU . . . . .	1980
100—	Eric Martin, LSU vs. Kentucky . . . . .	1981
100—	Pate Panuska, Tennessee vs. Maryland . . . . .	1984
100—	Pierre Goode, Alabama vs. Ole Miss . . . . .	1988
100—	Kurt Johnson, Kentucky vs. Georgia . . . . .	1989
100—	Jack Jackson, Florida vs. Mississippi State . . . . .	1993
100—	Madre Hill, Arkansas vs. LSU . . . . .	1994
100—	John Avery, Ole Miss vs. LSU . . . . .	1996
100—	Boo Williams, South Carolina vs. Vanderbilt . . . . .	1997
100—	John Avery, Ole Miss vs. Alabama . . . . .	1997
100—	Craig Yeast, Kentucky vs. Florida . . . . .	1998
100—	Peerless Price, Tennessee vs. Alabama . . . . .	1998
100—	Leonard Scott, Tennessee vs. Georgia . . . . .	1999
100—	Bo Carroll, Florida vs. LSU . . . . .	1999
100—	Deuce McAllister, Ole Miss vs. Arkansas . . . . .	1999
100—	Tim Carter, Auburn vs. LSU . . . . .	2000
100—	Derek Abney, Kentucky vs. Florida . . . . .	2002
100—	Fred Reid, Mississippi State vs. Memphis . . . . .	2003
100—	Tyrone Prothro, Alabama vs. Kentucky . . . . .	2005
100—	Felix Jones, Arkansas vs. Mississippi State . . . . .	2005
100—	Keenan Burton, Kentucky vs. Louisville . . . . .	2006
100—	Felix Jones, Arkansas vs. Ole Miss . . . . .	2006
100—	Derrick Locke, Kentucky vs. Western Kentucky . . . . .	2008
100—	Derrick Locke, Kentucky vs. Louisville . . . . .	2009
100—	Brandon Boykin, Georgia vs. South Carolina . . . . .	2009
100—	Brandon Boykin, Georgia vs. Tennessee . . . . .	2009
100—	Brandon Boykin, Georgia vs. Kentucky . . . . .	2010
100—	Todd Gurley, Georgia vs. Buffalo . . . . .	2012
100—	Onterio McCalebb, Auburn vs. Mississippi State . . . . .	2012
100—	Andre Debose, Florida vs. Louisville . . . . .	2012
100—	Jameon Lewis, Mississippi State vs. Ole Miss . . . . .	2012
100—	Jaylen Walton, Ole Miss vs. Texas . . . . .	2012
100—	Tre Mason, Auburn vs. Washington State . . . . .	2013
100—	Solomon Patton, Florida vs. Missouri . . . . .	2013
100—	Todd Gurley, Georgia vs. Clemson . . . . .	2014
100—	Darius Sims, Vanderbilt vs. South Carolina . . . . .	2014
100—	Leonard Fournette, LSU vs. Notre Dame . . . . .	2014
100—	Marcus Murphy, Missouri vs. Florida . . . . .	2014
100—	Evan Berry, Tennessee vs. Kentucky . . . . .	2015
100—	Brandon Holloway, Mississippi State vs. Southern Miss . . . . .	2015
100—	Deebo Samuel, South Carolina vs. Western Carolina . . . . .	2016
100—	Evan Berry, Tennessee vs. South Carolina . . . . .	2016
100—	Christian Kirk, Texas A&M vs. Arkansas . . . . .	2017
100—	Jashaun Corbin, Texas A&M vs. Arkansas . . . . .	2018
100—	Jameson Williams, Alabama vs. Southern Miss . . . . .	2021
100—	Lideatrick Griffin, Mississippi State vs. NC State . . . . .	2021
100—	Xavier Legette, South Carolina vs. Texas A&M . . . . .	2022

## MISSED FIELD GOAL RETURNS

### LONG MISSED FIELD GOAL RETURNS

### GAME:

1.	100—	Odell Beckham, Jr., LSU vs. UAB . . . . .	2013
	100—	Chris Davis, Auburn vs. Alabama . . . . .	2013

## TOTAL KICK RETURNS

### MOST RETURNS

### SEASON:

1.	69—	Brandon James, Florida (37 PR, 32 KOR) . . . . .	2008
2.	67—	Javier Arenas, Alabama (41 PR, 26 KOR) . . . . .	2008
3.	66—	Thomas Bailey, Auburn (42 PR, 24 KOR) . . . . .	1991
	66—	Derek Abney, Kentucky (36 PR, 30 KOR) . . . . .	2002
5.	61—	Tony James, Mississippi State (40 PR, 21 KOR) . . . . .	1989
	61—	Derek Abney, Kentucky (29 PR, 32 KOR) . . . . .	2003
7.	60—	Domanick Davis, LSU (36 PR, 24 KOR) . . . . .	2002
8.	59—	Willie Gault, Tennessee (31 PR, 28 KOR) . . . . .	1981
	59—	Randall Cobb, Kentucky (28 PR, 31 KOR) . . . . .	2010
10.	58—	Sammy Grezaffi, LSU (41 PR, 17 KOR) . . . . .	1967

### CAREER:

1.	229—	Brandon James, Florida (117 PR, 112 KOR) . . . . .	2006-09
2.	215—	Javier Arenas, Alabama (125 PR, 90 KOR) . . . . .	2006-09
3.	199—	Tony James, Mississippi State (121 PR, 78 KOR) . . . . .	1989-92
	199—	Thomas Bailey, Auburn (125 PR, 74 KOR) . . . . .	1991-94
5.	190—	Derek Pegues, Mississippi State (78 PR, 112 KOR) . . . . .	2005-08
6.	189—	Domanick Davis, LSU (94 KOR, 95 PR) . . . . .	1999-02
7.	183—	Derek Abney, Kentucky (88 PR, 95 KOR) . . . . .	2000-03



# RECORDS AND RESULTS

8.	156—	Willie Gault, Tennessee (78 PR, 78 KOR) . . . . .	1979-82
9.	139—	Preston Brown, Vanderbilt (59 PR, 80 KOR) . . . . .	1976-79
10.	138—	Kurt Johnson, Kentucky (64 PR, 74 KOR) . . . . .	1989-92

## MOST RETURN YARDS

### GAME:

1.	266—	Nick Turner, Mississippi State vs. Tennessee (4/103 PR, 7/163 KOR) . . . . .	2003
2.	243—	Kwane Doster, Vanderbilt vs. Ole Miss (243 KOR) . . . . .	2002
3.	237—	Javier Arenas, Alabama vs. LSU (3/69 PR, 8/168 KOR) . . . . .	2007
4.	235—	Dicky Lyons, Kentucky vs. LSU (4/75 PR, 4/160 KOR) . . . . .	1967
5.	225—	Chris Culliver, South Carolina vs. Arkansas (8/225 KOR) . . . . .	2007
6.	223—	Derek Abney, Kentucky vs. Florida (4/69 PR, 4/154 KOR) . . . . .	2002
7.	218—	Derek Pegues, Mississippi State vs. Arkansas (3/69 PR, 5/149 KOR) . . . . .	2007
8.	217—	Darrius Sims, Vanderbilt vs. South Carolina (3/217 KOR) . . . . .	2014
9.	212—	Javier Arenas, Alabama (5/147 PR, 2/65 KOR) . . . . .	2008
10.	210—	Dale Carter, Tennessee vs. Kentucky (4/62 PR, 4/148 KOR) . . . . .	1990

### SEASON:

1.	1,348—	Derek Abney, Kentucky (36/544 PR, 30/804 KOR) . . . . .	2002
2.	1,264—	Javier Arenas, Alabama (650 PR, 614 KOR) . . . . .	2008
3.	1,248—	Brandon James, Florida (37/510 PR, 32/738 KOR) . . . . .	2008
4.	1,119—	Thomas Bailey, Auburn (42/528 PR, 24/591 KOR) . . . . .	1991
5.	1,117—	Demond Washington, Auburn (0/0 PR, 46/1,117 KOR) . . . . .	2010
6.	1,084—	Leon Berry, Mississippi State (9/69 PR, 38/1015 KOR) . . . . .	2009
7.	1,095—	Brandon James, Florida (14/254 PR, 30/841 KOR) . . . . .	2007
8.	1,059—	Domanick Davis, LSU (36/499 PR, 24/560 KOR) . . . . .	2002
9.	1,057—	Derek Abney, Kentucky (29/285 PR, 32/772 KOR) . . . . .	2003
10.	1,050—	Warren Norman, Vanderbilt (0 PR, 1,050 KOR) . . . . .	2009

### CAREER:

1.	4,089—	Brandon James, Florida (117/1,371 PR, 112/2,718 KOR) . . . . .	2006-09
2.	3,918—	Javier Arenas, Alabama (1,752 PR, 2,166 KOR) . . . . .	2006-09
3.	3,357—	Derek Abney, Kentucky (88/1,042 PR, 95/2,315 KOR) . . . . .	2000-03
4.	3,294—	Domanick Davis, LSU (94/1126 PR, 95/2168 KOR) . . . . .	1999-02
5.	3,290—	Derek Pegues, Mississippi State (112/2,498 KOR, 78/792 PR) . . . . .	2005-08
6.	3,194—	Tony James, Mississippi State (121/1,332 PR, 78/1,862 KOR) . . . . .	1989-92
7.	3,089—	Brandon James, Florida (83/1,952 KOR, 84/1,127 PR) . . . . .	2006-09
8.	2,843—	Brandon Boykin, Georgia (110/2,663 KOR, 14/180 PR) . . . . .	2008-11
9.	2,837—	Marcus Murphy, Missouri (87/2,036 KOR, 75/801 PR) . . . . .	2010-14
9.	2,811—	Javier Arenas, Alabama (69/1,565 KOR, 91/1,246) . . . . .	2006-09

## YARDS PER RETURN

### GAME:

1.	100.0—	Jashaun Corbin, Texas A&M vs. Arkansas (100 yards, 1 ret.) . . . . .	2018
	100.0—	Xavier Legette, South Carolina vs. Texas A&M (100 yards, 1 ret.) . . . . .	2022
3.	97.0—	Korliss Marshall, Arkansas vs. Northern Illinois (97 yards, 1 ret.) . . . . .	2014
4.	77.0—	Josh Jacobs, Alabama vs. Louisville (77 yards, 1 ret.) . . . . .	2018
5.	72.3—	Darrius Sims, Vanderbilt vs. South Carolina (217 yards, 3 rets.) . . . . .	2014
6.	63.5—	Todd Gurley, Georgia vs. Buffalo (127 yards, 2 rets.) . . . . .	2012
7.	58.3—	Isaiah McKenzie, Georgia vs. Kentucky (175 yards, 3 rets.) . . . . .	2014
8.	55.0—	Quan Bray, Auburn vs. San Jose State (55 yards, 1 ret.) . . . . .	2014
9.	53.0—	Speedy Noil, Texas A&M vs. Lamar (53 yards, 1 ret.) . . . . .	2014
10.	52.7—	Deuce McAllister, Ole Miss vs. Arkansas (158 yds., 3 rets.) . . . . .	1999

### SEASON: (Min. 25)

1.	27.6—	Cordarrelle Patterson, Tennessee (4/101 PR, 24/671 KOR) . . . . .	2012
2.	27.0—	Tristan Davis, Auburn (28/756 KOR) . . . . .	2007
3.	26.5—	Jaylen Waddle, Alabama (20/487 PR, 5/175 KOR) . . . . .	2019
4.	26.2—	David Oku, Tennessee (33/863 KOR) . . . . .	2009
5.	26.0—	Brandon Boykin, Georgia (39/988 KOR) . . . . .	2009
6.	25.8—	Dennis Johnson, Arkansas (40/1,031 KOR) . . . . .	2009
7.	25.7—	D.J. Moore, Vanderbilt (32/823 KOR) . . . . .	2007
8.	24.9—	Brandon James, Florida (14/254 PR, 30/841 KOR) . . . . .	2007
9.	24.4—	Deuce McAllister, Ole Miss (3/30 PR, 25/652 KOR) . . . . .	1999
10.	24.3—	Demond Washington, Auburn (0/0 PR, 46/1,117 KOR) . . . . .	2010

### CAREER: (Min. 100)

1.	23.4—	Dennis Johnson, Arkansas (119/2,784 KOR) . . . . .	2008-12
2.	22.9—	Brandon Boykin, Georgia (110/2,663 KOR, 14/180 PR) . . . . .	2008-11
3.	21.1—	Trindon Holliday, LSU (73/1,806 KOR, 43/695 PR) . . . . .	2006-09
4.	19.1—	Robert Dow, LSU (37/360 PR, 70/1,780 KOR) . . . . .	1973-76
5.	18.5—	Brandon James, Florida (84/1,127 PR, 83/1,962 KOR) . . . . .	2006-09
6.	18.4—	Glen Young, Mississippi State (46/512 PR, 66/1,538 KOR) . . . . .	1979-82
7.	18.3—	Derek Abney, Kentucky (88/1,042 PR, 95/2,315 KOR) . . . . .	2000-03
8.	18.2—	Javier Arenas, Alabama (90/2,166 PR, 125/1,752 KOR) . . . . .	2006-09
9.	18.0—	Dicky Lyons, Kentucky (60/1,065 PR, 56/1,188 KOR) . . . . .	1966-68
10.	17.5—	Corey Harris, Vanderbilt (32/236 PR, 74/1,614 KOR) . . . . .	1988-91

## KICK RETURN TOUCHDOWNS

### SEASON:

1.	*6—	Derek Abney, Kentucky (4 PR, 2 KOR) . . . . .	2002
2.	5—	Pinky Rohm, LSU (3 PR, 2 KOR) . . . . .	1937

### CAREER:

1.	8—	Derek Abney, Kentucky (6 PR, 2 KOR) . . . . .	2000-03
2.	7—	Javier Arenas, Alabama (7 PR) . . . . .	2006-09
	7—	Marcus Murphy, Missouri (4 PR, 3 KOR) . . . . .	2012-14
4.	6—	Lee Nalley, Vanderbilt (5 PR, 1 KOR) . . . . .	1947-49
5.	5—	Pinky Rohm, LSU (3 PR, 2 KOR) . . . . .	1937
	5—	Willie Gault, Tennessee (1 PR, 4 KOR) . . . . .	1979-82
	5—	Tom McWilliams, Mississippi State (4 PR, 1 KOR) . . . . .	1944-48
	5—	Brandon James, Florida (4 PR, 1 KOR) . . . . .	2006-09
	5—	Joe Adams, Arkansas (5 PR) . . . . .	2008-11
	5—	Brandon Boykin, Georgia (4 KOR, 1 PR) . . . . .	2008-11
	5—	Andre Debose, Florida (4 KOR, 1 PR) . . . . .	2009-14
	5—	Isaiah McKenzie, Georgia (4 PR, 1 KOR) . . . . .	2014-15
13.	4—	Doug Cunningham, Ole Miss (3 PR, 1 KOR) . . . . .	1964-66
	4—	Marcus Rhoden, Mississippi State (3 PR, 1 KOR) . . . . .	1964-66
	4—	Bobby Majors, Tennessee (4 PR) . . . . .	1969-71
	4—	Mike Fuller, Auburn (3 PR, 1 KOR) . . . . .	1972-74
	4—	Steve Tannen, Florida (4 PR) . . . . .	1967-69
	4—	David Palmer, Alabama (4 PR) . . . . .	1991-92
	4—	Jacquez Green, Florida (4 PR) . . . . .	1995-97
	4—	Craig Yeast, Kentucky (1 PR, 3 KOR) . . . . .	1995-98
	4—	Felix Jones, Arkansas (4 KOR) . . . . .	2005-07
	4—	Trindon Holliday, LSU (2 KOR, 2 PR) . . . . .	2006-09
	4—	Andre Debose, Florida (4 KOR) . . . . .	2009-14
	4—	Deebo Samuel, South Carolina (4 KOR) . . . . .	2015-18
	4—	Evan Berry, Tennessee (4 KOR) . . . . .	2014-17

## INTERCEPTIONS MOST INTERCEPTIONS

### GAME:

1.	4—	Jack Nix, Mississippi State vs. Arkansas . . . . .	1939
	4—	Junior Rosegreen, Auburn vs. Tennessee . . . . .	2004
3.	3—	47 players; most recent Bryce Thompson, Tennessee vs. UAB . . . . .	2019

### SEASON:

1.	12—	Terry Hoage, Georgia (51 yards) . . . . .	1982
2.	10—	Bobby Wilson, Ole Miss (70 yards) . . . . .	1949
	10—	Hootie Ingram, Alabama (163 yards) . . . . .	1952
	10—	Jake Scott, Georgia (175 yards) . . . . .	1968
	10—	Bobby Majors, Tennessee (177 yards) . . . . .	1970
	10—	Ben Smith, Georgia (54 yards) . . . . .	1989
	10—	Senquez Golson, Ole Miss (162 yards) . . . . .	2014

### CAREER:

1.	20—	Bobby Wilson, Ole Miss (379 yards) . . . . .	1946-49
	20—	Chris Williams, LSU (91 yards) . . . . .	1977-80
3.	19—	Glen Cannon, Ole Miss (180 yards) . . . . .	1967-69
	19—	Antonio Langham, Alabama (229 yards) . . . . .	1990-93
5.	18—	Buddy McClinton, Auburn (208 yards) . . . . .	1967-69
	18—	Tim Priest, Tennessee (305 yards) . . . . .	1968-70
7.	16—	Harry Gilmer, Alabama (234 yards) . . . . .	1944-47
	16—	Jake Scott, Georgia (315 yards) . . . . .	1967-68
	16—	Mike Jones, Tennessee (305 yards) . . . . .	1967-69
	16—	Harry Harrison, Ole Miss (242 yards) . . . . .	1971-73
	16—	Jeremiah Castille, Alabama (186 yards) . . . . .	1979-82
	16—	John Mangum, Alabama (95 yards) . . . . .	1986-89
	16—	Walt Harris, Mississippi State (162 yards) . . . . .	1992-95
	16—	Corey Webster, LSU (181 yards) . . . . .	2001-04
	16—	Bacarri Rambo, Georgia (293 yards) . . . . .	2009-12
	16—	Johnthan Banks, Mississippi State (320 yards) . . . . .	2009-12
	16—	Senquez Golson, Ole Miss (232 yards) . . . . .	2011-14
	16—	Dominick Sanders, Georgia (381 yards) . . . . .	2014-17

## YARDS RETURNED

### GAME:

1.	162—	Joe Brodsky, Florida vs. Mississippi State (3 int.) . . . . .	1956
2.	155—	Greg Long, Kentucky vs. North Texas State (3 int.) . . . . .	1981

### SEASON:

1.	265—	Eric Berry, Tennessee (7 int.) . . . . .	2008
2.	244—	Joe Brodsky, Florida (5 int.) . . . . .	1956
3.	230—	Eddie Jackson, Alabama (6 int.) . . . . .	2015
4.	222—	Eric Berry, Tennessee (5 int.) . . . . .	2007
5.	219—	Greg Jackson, LSU (7 int.) . . . . .	1988

# RECORDS AND RESULTS

6.	205—	Dominick Sanders, Georgia (6 int.)	2015
7.	197—	David Hunter, Kentucky (3 int.)	1968
8.	192—	Cedric Donaldson, LSU (7 int.)	1997
9.	191—	Ahmad Black, Florida (7 int.)	2008
10.	189—	Eli Marichich, Georgia (8 int.)	1948

## CAREER:

1.	494—	Eric Berry, Tennessee (14 int.)	2007-09
2.	390—	Emmanuel Forbes, Mississippi State (14 int.)	2020-22
3.	381—	Dominick Sanders, Georgia (16 int.)	2014-17
4.	379—	Bobby Wilson, Ole Miss (20 int.)	1946-49
5.	376—	Darryl Bishop, Kentucky (14 int.)	1971-73
6.	362—	Ahmad Black, Florida (13 int.)	2007-10
7.	320—	Johnthan Banks, Mississippi State (16 int.)	2009-12
8.	315—	Jake Scott, Georgia (16 int.)	1967-68
9.	310—	Wilbur Jamerson, Kentucky (11 int.)	1947-50
10.	305—	Mike Jones, Tennessee (16 int.)	1967-69
	305—	Tim Priest, Tennessee (18 int.)	1968-70

## YARDS PER INTERCEPTION

### GAME: (Min. 3)

1.	54.0—	Joe Brodsky, Florida vs. Mississippi State (3/162)	1956
2.	51.7—	Greg Long, Kentucky vs. North Texas State (3/155)	1981

### SEASON: (Min. 5)

1.	48.8—	Joe Brodsky, Florida (5/244)	1956
2.	44.4—	Eric Berry, Tennessee (5/222)	2007
3.	37.9—	Eric Berry, Tennessee (7/265)	2008
4.	38.3—	Eddie Jackson, Alabama (6/230)	2015
5.	36.6—	Emmanuel Forbes, Mississippi State (5/183)	2020
6.	34.8—	Jerell Norton, Arkansas (5/174)	2007
7.	34.2—	Ahmad Black, Florida (5/171)	2010
	34.2—	Dominick Sanders, Georgia (6/205)	2015
9.	32.0—	Bobby Wilson, Ole Miss (5/160)	1947
10.	31.3—	Greg Jackson, LSU (7/219)	1988

### SEASON: (Min. 10)

1.	17.7—	Bobby Majors, Tennessee (10/177)	1970
2.	17.5—	Jake Scott, Georgia, (10/175)	1968
3.	16.3—	Hootie Ingram, Alabama (10/163)	1952

### CAREER: (Min. 10)

1.	35.3—	Eric Berry, Tennessee (14 for 494)	2007-09
2.	28.2—	Wilbur Jamerson, Kentucky (11 for 310)	1947-50
3.	27.9—	Emmanuel Forbes, Mississippi State (14 for 290)	2020-22
4.	27.8—	Ahmad Black, Florida (13 for 362)	2007-10
5.	26.8—	Darryl Bishop, Kentucky (14/376)	1971-73
6.	26.0—	Craig Steltz, LSU (11 for 286)	2004-07
7.	25.5—	Jackie Walker, Tennessee (11/281)	1969-71
8.	24.4—	Eddie Brown, Tennessee (10/244)	1971-73
9.	23.9—	David Langner, Auburn (12/287)	1971-73
10.	23.6—	Greg Jackson, LSU (11/260)	1985-88

### CAREER: (Min. 15)

1.	23.8—	Dominick Sanders, Georgia (16/381)	2014-17
2.	19.7—	Jake Scott, Georgia (16/315)	1967-68
3.	19.5—	Conrad Graham, Tennessee (15/293)	1970-72
4.	19.1—	Mike Jones, Tennessee (16/305)	1967-69
	19.1—	Fred Weary, Florida (15)	1994-97
6.	19.0—	Bobby Wilson, Ole Miss (20/379)	1946-49

## INTERCEPTION TOUCHDOWNS

### GAME:

1.	*2—	Joe Brodsky, Florida vs. Mississippi State	1956
	*2—	Jake Scott, Georgia vs. Kentucky	1968
	*2—	Darryl Gamble, Georgia vs. LSU	2008
	*2—	Johnthan Banks, Mississippi State vs. Florida	2009
	*2—	Minkah Fitzpatrick, Alabama vs. Texas A&M	2015

### CAREER:

1.	*6—	Emmanuel Forbes, Mississippi State (36 games)	2020-22
2.	5—	Jackie Walker, Tennessee (32 games)	1969-71
3.	4—	Trey Wilson, Vanderbilt (49 games)	2009-12
	4—	Minkah Fitzpatrick, Alabama (42 games)	2015-17
	4—	Brandon Spikes, Florida (47 games)	2006-09
6.	3—	Conrad Graham, Tennessee (33 games)	1970-72
	3—	Dallas Owens, Kentucky (44 games)	1974-77
	3—	Kevin Porter, Auburn (44 games)	1984-87
	3—	Greg Jackson, LSU (44 games)	1985-88
	3—	Antonio Langham, Alabama (34 games)	1990-93
	3—	Orlando Watters, Arkansas (34 games)	1991-93

3—	Brian Robinson, Auburn (33 games)	1992-94
3—	Jonathan Zenon, LSU (41 games)	2004-07
3—	Derek Pegues, Mississippi State (35 games)	2005-08
3—	Eric Berry, Tennessee (26 games)	2007-09
3—	Walter McFadden, Auburn (49 games)	2006-09
3—	Prentiss Waggner, Tennessee (26 games)	2009-12
3—	Johnthan Banks, Mississippi State (51 games)	2009-12
3—	Corey Broomfield, Mississippi State (51 games)	2009-12
3—	C.J. Mosley, Alabama (38 games)	2010-13
3—	Bacarri Rambo, Georgia (47 games)	2009-12
3—	Eddie Jackson, Alabama (41 games)	2013-16
3—	Chauncey Gardner-Johnson, Florida (35 games)	2016-18
3—	Jordan Battle, Alabama (41 games)	2019-

## LONG INTERCEPTION RETURNS

### GAME:

1.	100—	Ray Hapes, Ole Miss vs. Ouachita	1937
	100—	Bob Davis, Kentucky vs. Washington & Lee	1937
	100—	Ray Martin, Tennessee vs. Louisville	1953
	100—	Jackie Simpson, Florida vs. Mississippi State	1955
	100—	Joe Brodsky, Florida vs. Mississippi State	1956
	100—	Charlie Britt, Georgia vs. Florida	1959
	100—	Louis Guy, Ole Miss vs. Tennessee	1962
	100—	White Graves, LSU vs. Kentucky	1964
	100—	Dave Hunter, Kentucky vs. West Virginia	1968
	100—	Greg Jackson, LSU vs. Mississippi State	1988
	100—	Jerell Norton, Arkansas vs. North Texas	2007
	100—	Anthony Johnson, Mississippi State vs. Alabama	2007
	100—	Johnthan Banks, Mississippi State vs. Florida	2009
	100—	Walter McFadden, Auburn vs. Northwestern	2009
	100—	Archibald Barnes, Vanderbilt vs. Tennessee	2011
	100—	Trey Wilson, Vanderbilt vs. Presbyterian	2012
	100—	Craig Loston, LSU vs. Mississippi State	2012
	100—	Rohan Gaines, Arkansas vs. Ole Miss	2014
	100—	Evan Berry, Tennessee vs. Northwestern	2015
	100—	Minkah Fitzpatrick, Alabama vs. Arkansas	2016
	100—	Ronnell Perkins, Missouri vs. South Carolina	2019
	100—	Zakoby McClain, Auburn vs. Alabama	2019
	100—	Smoke Monday, Auburn vs. Tennessee	2020
	100—	O'Donnell Fortune, South Carolina vs. Notre Dame	2022

## TACKLES

### CAREER:

1.	547—	Andy Spiva, Tennessee	1973-76
2.	528—	Freddie Smith, Auburn	1976-79
	528—	Jeff Herrod, Ole Miss	1984-87
4.	521—	Jim Kovach, Kentucky	1974-76, 1978
5.	482—	Chris Chenault, Kentucky	1985-88
6.	475—	David Little, Florida	1977-80
	475—	Jeff Kremer, Kentucky	1984-87
8.	472—	Kem Coleman, Ole Miss	1974-77
9.	470—	Marty Moore, Kentucky	1990-93
10.	467—	Scot Brantley, Florida	1976-79
	467—	Ben Zambiasi, Georgia	1974-77
	467—	Ray Costict, Mississippi State	1973-76

## SACKS

### CAREER:

1.	52.0—	Derrick Thomas, Alabama	1985-88
2.	49.0—	Billy Jackson, Mississippi State	1980-83
3.	37.0—	Ben Williams, Ole Miss	1972-75
4.	36.0—	David Pollack, Georgia	2001-04
5.	33.0—	Alex Brown, Florida	1998-01
	33.0—	Derek Barnett, Tennessee	2014-16
7.	32.5—	Myles Garrett, Texas A&M	2014-16
8.	32.0—	Reggie White, Tennessee	1980-83
9.	31.5—	Josh Allen, Kentucky	2015-18
10.	29.0—	Richard Tardits, Georgia	1985-88
	29.0—	Eric Norwood, South Carolina	2006-09



# RECORDS AND RESULTS

## SOUTHEASTERN CONFERENCE TEAM OFFENSE RECORDS

### RUSHING MOST RUSHES

#### GAME:

1.	89—	Georgia vs. Kentucky	1967
2.	86—	Auburn vs. Vanderbilt	1951
3.	83—	LSU vs. Wyoming	1977
4.	82—	LSU vs. Florida	1977
	82—	Alabama vs. Baylor	1979
	82—	Auburn vs. Ole Miss	1985
	81—	Georgia vs. South Carolina	1969
8.	80—	Ole Miss vs. Mississippi State	1949
	80—	Alabama vs. Vanderbilt	1972
	80—	LSU at Florida	1978
	80—	Arkansas vs. Ole Miss	2001

#### SEASON:

1.	763—	Alabama (3,792 yards in 11 games)	1979
2.	729—	Auburn (4,596 yards in 14 games)	2013
3.	724—	Kentucky (2,661 yards in 11 games)	1975
4.	707—	Alabama (3,082 yards in 11 games)	1981
5.	705—	Alabama (3,565 yards in 11 games)	1971
6.	704—	Alabama (3,332 yards in 11 games)	1972
7.	697—	Alabama (3,268 yards in 11 games)	1977
8.	693—	Georgia (3,075 yards in 11 games)	1976
9.	691—	Georgia (3,377 yards in 11 games)	1971
10.	686—	Alabama (3,288 yards in 11 games)	1974

### NET YARDS

#### GAME:

1.	748—	Alabama vs. Virginia Tech (63 rushes)	1973
2.	638—	Tulane vs. Mississippi College	1937
3.	606—	Vanderbilt vs. Tennessee Poly	1942
4.	565—	Auburn vs. Southwestern Louisiana (58 rushes)	1985
5.	547—	Vanderbilt vs. Air Force (60 rushes)	1978
6.	545—	Auburn vs. Missouri (43 rushes)	2013
7.	543—	Auburn vs. Arkansas (57 rushes)	2016
8.	542—	Arkansas vs. South Carolina (58 rushes)	2007
9.	532—	Mississippi State vs. Union (60 rushes)	1941
10.	531—	Alabama vs. Ole Miss (73 rushes)	1971
	531—	Florida vs. Utah (50 rushes)	1977

#### SEASON:

1.	4,596—	Auburn (729 rushes in 14 games)	2013
2.	4,027—	Alabama (664 rushes in 11 games)	1973
3.	3,987—	Auburn (652 rushes in 14 games)	2010
4.	3,876—	Georgia (670 rushes in 15 games)	2017
5.	3,792—	Alabama (763 rushes in 11 games)	1979
6.	3,725—	Arkansas (625 rushes in 13 games)	2007
7.	3,624—	Kentucky (573 in 13 games)	2019
8.	3,565—	Alabama (705 rushes in 11 games)	1971
9.	3,527—	Auburn (645 rushes in 13 games)	2016
10.	3,509—	Alabama (612 attempts in 14 games)	2017

### YARDS PER GAME

1.	366.1—	Alabama (4,927 in 11 games)	1973
2.	344.7—	Alabama (3,792 in 11 games)	1979
3.	328.3—	Auburn (4,596 in 14 games)	2013
4.	324.1—	Alabama (3,565 in 11 games)	1971
5.	312.5—	Auburn (3,438 in 11 games)	1985
6.	307.4—	Alabama (3,381 in 11 games)	1980
7.	306.8—	Tennessee (3,068 in 10 games)	1951
8.	306.3—	Ole Miss (3,063 in 10 games)	1957
9.	304.7—	LSU (3,352 in 11 games)	1977
10.	303.4—	Georgia (3,377 in 11 games)	1971

### YARDS PER RUSH

#### GAME:

1.	16.30—	LSU vs. Arkansas (16 for 260)	2019
2.	13.50—	LSU vs. Mississippi State (19 for 257)	1948
3.	12.97—	South Carolina vs. Charleston Southern (38 for 493)	2019
4.	12.93—	Kentucky vs. Louisville (40 for 517)	2019
5.	12.40—	Arkansas vs. Nicholls State (40 for 496)	2014
6.	11.88—	Auburn vs. Western Carolina (43 for 511)	2013
7.	11.87—	Alabama vs. Virginia Tech (63 for 748)	1973

8.	11.80—	Texas A&M vs. NC State (34 for 401)	2018
9.	11.68—	Tennessee vs. Vanderbilt (31 for 362)	2022
10.	11.20—	Florida vs. Charleston Southern (33 for 369)	2009
11.	11.17—	Ole Miss vs. Presbyterian (36 for 402)	2014
12.	11.14—	Auburn vs. Ball State (35 for 390)	2005
13.	10.66—	Tennessee vs. Tennessee Tech (44 for 469)	1951
14.	10.65—	Florida vs. The Citadel (37 for 394)	2008
15.	10.52—	Texas A&M vs. Oklahoma (31 for 326)	2012

#### SEASON:

1.	6.8—	LSU (360 for 2,632)	1945
2.	6.3—	Auburn (729 for 4,596)	2013
	6.3—	Kentucky (573 for 3,624)	2019
4.	6.1—	Alabama (664 for 4,027)	1973
	6.1—	Auburn (652 for 3,987)	2010
	6.1—	LSU (505 for 3,082)	2015
7.	6.0—	Arkansas (625 for 3,725)	2007
	6.0—	Georgia (555 for 3,352)	2014
9.	5.94—	Arkansas (539 for 3,199)	2006
	5.94—	Florida (545 for 3,236)	2008

### PASSING MOST ATTEMPTS

#### GAME:

1.	70—	Mississippi State at Kentucky (45 comp.)	2020
2.	69—	LSU vs. Auburn (33 comp.)	1999
3.	67—	Vanderbilt vs. Kentucky (39 comp.)	2005
	67—	Kentucky vs. Arkansas (47 comp.)	1998
	67—	Kentucky vs. LSU (42 comp.)	1997
	67—	Mississippi State vs. Memphis (50 comp.)	2021
7.	66—	Florida vs. Auburn (33 comp.)	1969
8.	65—	Tennessee vs. Florida (37 comp.)	1996
	65—	Georgia vs. Florida (36 comp.)	1993
10.	64—	Mississippi State vs. Vanderbilt (46 comp.)	2021

#### SEASON:

1.	704—	Mississippi State (518 comp.)	2021
2.	634—	Mississippi State (428 comp.)	2022
3.	574—	Kentucky (414 comp.)	1998
4.	571—	Alabama (380 comp.)	2021
5.	567—	LSU (426 comp.)	2019
6.	564—	Kentucky (322 comp.)	2000
7.	562—	Kentucky (374 comp.)	1997
8.	557—	Mississippi State (373 comp.)	2020
9.	534—	Tennessee (333 comp.)	2007
10.	528—	Kentucky (331 comp.)	2007

### COMPLETIONS

#### GAME:

1.	50—	Mississippi State vs. Memphis (67 attempts)	2021
2.	47—	Kentucky vs. Vanderbilt (58 attempts)	1998
	47—	Kentucky vs. Arkansas (67 attempts)	1998
	47—	Mississippi State vs. LSU (62 attempts)	2021
5.	46—	Mississippi State vs. Vanderbilt (54 attempts)	2021
	46—	Mississippi State vs. Texas A&M (59 attempts)	2021
7.	45—	Mississippi State at Kentucky (70 attempts)	2020
	45—	Mississippi State at Ole Miss (60 attempts)	2020
9.	44—	Texas A&M vs. South Carolina (60 attempts)	2014
	44—	Mississippi State vs. Auburn (55 attempts)	2021

#### SEASON:

1.	518—	Mississippi State (704 attempts)	2021
2.	428—	Mississippi State (634 attempts)	2022
3.	426—	LSU (567 attempts)	2019
4.	414—	Kentucky (574 attempts)	1998
5.	380—	Alabama (571 attempts)	2021
6.	374—	Kentucky (562 attempts)	1997
7.	373—	Mississippi State (557 attempts)	2020
8.	339—	Texas A&M (489 attempts)	2013
9.	336—	Georgia (492 attempts)	2022
10.	333—	Tennessee (534 attempts)	2007

#### GAME: (Min. 20 atts.)

1.	96.0—	Tennessee vs. South Carolina (24 of 25)	1998
	96.0—	Georgia vs. South Carolina (24 of 25)	2015
3.	95.0—	Ole Miss vs. Tulane (19 of 20)	1982
4.	92.3—	Mississippi State vs. Kentucky (36 of 39)	2021

# RECORDS AND RESULTS

5.	91.3—	South Carolina vs. Missouri (21 of 23) . . . . .	2012
6.	90.0—	Auburn vs. Furman (27 of 30) . . . . .	2009
7.	89.3—	Alabama vs. Oklahoma (25 of 28) . . . . .	2018
8.	88.5—	South Carolina vs. Wisconsin (23 of 26) . . . . .	2013
	88.5—	Alabama vs. Southern Miss (23 of 26) . . . . .	2021
10.	87.9—	LSU vs. Northwestern State (29 of 33) . . . . .	2019

**GAME: (Min. 30 atts.)**

1.	92.3—	Mississippi State vs. Kentucky (36 of 39) . . . . .	2021
2.	91.2—	Tennessee vs. Vanderbilt (31 of 34) . . . . .	2016
3.	90.0—	Auburn vs. Furman (27-30) . . . . .	2009
4.	88.6—	Florida vs. Cincinnati (31 of 35) . . . . .	2009
5.	87.9—	LSU vs. Northwestern State (29 of 33) . . . . .	2019
6.	87.5—	Alabama at Ole Miss (28 of 32) . . . . .	2020
7.	86.9—	South Carolina vs. Mississippi State (40 of 46) . . . . .	1995
8.	86.4—	Auburn vs. Mercer (32 of 37) . . . . .	2017
9.	85.0—	Kentucky vs. Connecticut (34 of 40) . . . . .	1999
10.	83.3—	Alabama vs. Duke (30 of 36) . . . . .	2019
	83.3—	Alabama vs. Notre Dame (25 of 30) . . . . .	2020

**GAME: (Min. 40 atts.)**

1.	86.9—	South Carolina vs. Mississippi State (40 of 46) . . . . .	1995
2.	85.0—	Kentucky vs. Connecticut (34 of 40) . . . . .	1999
3.	82.9—	Tennessee vs. Cincinnati (34 of 41) . . . . .	2011
	82.9—	Missouri vs. Vanderbilt (47 of 58) . . . . .	2020
5.	81.6—	Mississippi State at Arizona (40 of 49) . . . . .	2022
6.	81.0—	Kentucky vs. Vanderbilt (47 of 58) . . . . .	1998
7.	80.0—	Arkansas vs. Missouri State (28 of 35) . . . . .	2011
	80.0—	Alabama vs. Ohio State (36 of 45) . . . . .	2020
9.	78.8—	Mississippi State at Georgia (41 of 52) . . . . .	2020
10.	79.5—	LSU vs. Alabama (35 of 44) . . . . .	2001

**SEASON: (Min. 100 atts.)**

1.	76.2—	Alabama (324 of 425) . . . . .	2020
2.	75.1—	LSU (426 of 567) . . . . .	2019
3.	73.6—	Mississippi State (518 of 704) . . . . .	2021
4.	72.1—	Kentucky (414 of 574) . . . . .	1998
5.	70.7—	Alabama (287 of 406) . . . . .	2019
6.	69.9—	Alabama (253 of 362) . . . . .	2010
7.	69.3—	Texas A&M (339 of 489) . . . . .	2013
8.	68.8—	Florida (203 of 295) . . . . .	1982
9.	68.7—	Alabama (301 of 438) . . . . .	2018
	68.7—	Tennessee (290 of 422) . . . . .	2022

**SEASON: (Min. 300 atts.)**

1.	76.2—	Alabama (324 of 425) . . . . .	2020
2.	75.1—	LSU (426 of 567) . . . . .	2019
3.	73.6—	Mississippi State (518 of 704) . . . . .	2021
4.	72.1—	Kentucky (414 of 574) . . . . .	1998
5.	70.7—	Alabama (287 of 406) . . . . .	2019
6.	69.9—	Alabama (253 of 362) . . . . .	2010
7.	69.3—	Texas A&M (339 of 489) . . . . .	2013
8.	68.7—	Alabama (301 of 438) . . . . .	2018
	68.7—	Tennessee (290 of 422) . . . . .	2022
10.	68.5—	Auburn (211 of 308) . . . . .	2004

## PASSING YARDS GAINED

**GAME:**

1.	623—	Mississippi State at LSU (36 of 60) . . . . .	2020
2.	585—	Kentucky vs. Vanderbilt (47 of 58) . . . . .	1998
3.	571—	Kentucky vs. Louisville (36 of 47) . . . . .	1998
4.	559—	Alabama vs. Arkansas (31 of 40) . . . . .	2021
5.	545—	Tennessee vs. Kentucky (26 of 36) . . . . .	1997
6.	544—	Georgia vs. Southern Miss. (30 of 47) . . . . .	1993
7.	532—	LSU vs. Oklahoma (32 of 42) . . . . .	2019
8.	530—	Tennessee vs. Troy (29 of 47) . . . . .	2012
9.	528—	Kentucky vs. Georgia (39 of 58) . . . . .	2000
	528—	LSU vs. Alabama (35 of 44) . . . . .	2001

**SEASON:**

1.	6,024—	LSU (426 of 567) . . . . .	2019
2.	5,073—	Alabama (380 of 571) . . . . .	2021
3.	4,918—	Mississippi State (518 of 704) . . . . .	2021
4.	4,854—	Alabama (301 of 438) . . . . .	2018
5.	4,656—	Alabama (324 of 425) . . . . .	2020
6.	4,593—	Texas A&M (339 of 489) . . . . .	2013
7.	4,543—	Florida (321 of 473) . . . . .	2020
8.	4,534—	Kentucky (414 of 574) . . . . .	1998
9.	4,457—	Florida (299 of 464) . . . . .	2001
10.	4,449—	Alabama (287 of 406) . . . . .	2019

## YARDS PER GAME

1.	412.2—	Kentucky (4,534 in 11 games) . . . . .	1998
2.	405.2—	Florida (4,457 in 11 games) . . . . .	2001
3.	401.6—	LSU (6,024 in 15 games) . . . . .	2019
4.	378.6—	Florida (4,543 in 12 games) . . . . .	2020
5.	378.3—	Mississippi State (4,918 in 13 games) . . . . .	2021
6.	365.4—	Kentucky (4,019 in 11 games) . . . . .	1997
7.	360.8—	Florida (4,330 in 12 games) . . . . .	1995
8.	358.2—	Alabama (4,656 in 13 games) . . . . .	2020
9.	353.3—	Texas A&M (4,593 in 13 games) . . . . .	2013
10.	346.1—	Florida (3,807 in 11 games) . . . . .	1998

## YARDS PER ATTEMPT

**SEASON:**

1.	*13.4—	Alabama (94 for 1,261) . . . . .	1973
2.	11.1—	Alabama (438 for 4,854) . . . . .	2018
3.	10.958—	Alabama (406 for 4,449) . . . . .	2019
4.	10.955—	Alabama (425 for 4,656) . . . . .	2020
5.	10.6—	LSU (567 for 6,024) . . . . .	2019
6.	10.4—	Alabama (111 for 1,156) . . . . .	1981
7.	10.2—	Georgia (153 for 1,567) . . . . .	1974
8.	10.1—	Auburn (296 for 3,002) . . . . .	2010
9.	10.0—	Georgia (399 for 3,991) . . . . .	2012
	10.0—	Tennessee (422 for 4,239) . . . . .	2022

\*—NCAA record

## TOUCHDOWNS

**GAME:**

1.	9—	Florida vs. Central Michigan . . . . .	1997
2.	8—	Kentucky vs. Louisville . . . . .	1998
	8—	Kentucky vs. North Dakota . . . . .	1950
	8—	Florida vs. New Mexico State . . . . .	1994
5.	7—	Kentucky vs. Indiana . . . . .	1997
	7—	Florida vs. Northern Illinois . . . . .	1995
	7—	Alabama vs. Southern Miss . . . . .	1950
	7—	LSU vs. Ohio . . . . .	1989
	7—	Florida vs. Southwestern Louisiana . . . . .	1993
	7—	Florida vs. Kentucky . . . . .	1998
	7—	Florida vs. Georgia . . . . .	1995
	7—	Tennessee vs. Kentucky . . . . .	2007
	7—	Arkansas vs. Mississippi State . . . . .	2015
	7—	Missouri vs. Missouri State . . . . .	2017
	7—	LSU vs. Oklahoma . . . . .	2019
	7—	Florida vs. Arkansas . . . . .	2020

**SEASON:**

1.	61—	LSU (15 games) . . . . .	2019
2.	52—	Alabama (15 games) . . . . .	2018
3.	49—	Alabama (13 games) . . . . .	2019
4.	48—	Florida (12 games) . . . . .	1995
	48—	Alabama (15 games) . . . . .	2021
6.	46—	Florida (12 games) . . . . .	2020
7.	44—	Missouri (13 games) . . . . .	2017
8.	43—	Florida (12 games) . . . . .	1994
	43—	Florida (11 games) . . . . .	2001
10.	42—	Florida (12 games) . . . . .	1996
	42—	Alabama (13 games) . . . . .	2020

## INTERCEPTIONS THROWN

**GAME:**

1.	9—	Florida vs. Auburn . . . . .	1969
2.	8—	Alabama vs. Tennessee . . . . .	1970
	8—	Mississippi State vs. Alabama . . . . .	1936
4.	6—	Mississippi State at Kentucky . . . . .	2020
	6—	Mississippi State vs. LSU . . . . .	2007
	6—	Mississippi State at Arkansas . . . . .	2003
	6—	LSU at Auburn . . . . .	1994
	6—	Mississippi State at Cincinnati . . . . .	1949
	6—	LSU vs. Tennessee . . . . .	1939

**SEASON:**

1.	33—	Kentucky (227 atts., 110 comp.) . . . . .	1967
2.	32—	Georgia (265 atts., 121 comp.) . . . . .	1951
3.	31—	Vanderbilt (519 atts., 296 comp.) . . . . .	1983
4.	30—	Vanderbilt (254 atts., 90 comp) . . . . .	1972
5.	29—	Auburn (151 atts., 63 comp.) . . . . .	1948
6.	28—	Kentucky (286 atts., 139 comp.) . . . . .	1982
7.	27—	South Carolina (452 atts., 249 comp.) . . . . .	2008
8.	25—	Mississippi State (153 atts., 40 comp.) . . . . .	1949



# RECORDS AND RESULTS

25— Georgia (247 atts., 118 comp.)	1953
25— Tulane	1958
25— Auburn (286 atts., 126 comp.)	1968
25— Alabama (322 atts., 175 comp.)	1970
25— Kentucky (284 atts., 133 comp.)	1980
25— LSU (405 atts., 200 comp.)	1999
25— Mississippi State (395 atts., 207 comp.)	2003

## FEWEST INTERCEPTIONS

### GAME: (Min. 45 atts.)

0 interceptions	
Mississippi State vs. Memphis (67 atts.)	2021
Mississippi State at Ole Miss (62 atts.)	2020
Mississippi State at Alabama (61 atts.)	2022
Mississippi State vs. Texas A&M (59 atts.)	2021
Mississippi State vs. Ole Miss (59 atts.)	2021
Tennessee vs. Clemson (56 atts.)	2003
Kentucky vs. Vanderbilt (56 atts.)	1985
Mississippi State at Auburn (56 atts.)	2021
Tennessee vs. Southern Miss (54 atts.)	1997
Mississippi State vs. Bowling Green (54 atts.)	2022
Vanderbilt vs. Tennessee (53 atts.)	1983
Alabama vs. Florida State (53 atts.)	2007
Mississippi State at Georgia (52 atts.)	2020
Mississippi State vs. Georgia (52 atts.)	2022
Georgia vs. South Carolina (51 atts.)	1994
South Carolina vs. Arkansas (51 atts.)	2007
Texas A&M vs. LSU (51 atts.)	2018
Arkansas vs. Texas A&M (51 atts.)	2011
Florida vs. Southwestern Louisiana (50 atts.)	1993
Ole Miss vs. Tennessee (50 atts.)	1982
Florida vs. Ball State (50 atts.)	2000
Kentucky vs. Florida (50 atts.)	2007
Tennessee at South Carolina (50 atts.)	2022
LSU vs. Clemson (49 atts.)	2019
LSU vs. Tennessee (49 atts.)	1989
Mississippi State at Arkansas (49 atts.)	2022
LSU vs. Clemson (49 atts.)	2019
Florida vs. Tennessee (49 atts.)	2020
Missouri vs. Arkansas (49 atts.)	2020
Mississippi State vs. NC State (49 atts.)	2021
LSU vs. Missouri (48 atts.)	2020
LSU vs. Alabama (48 atts.)	2020
Kentucky vs. Middle Tennessee (48 atts.)	2008
Kentucky vs. Florida (48 atts.)	1999
Kentucky vs. Indiana (48 atts.)	2000
Florida vs. Mississippi State (48 atts.)	2001
Auburn vs. LSU (48 atts.)	2021
Arkansas vs. Vanderbilt (48 atts.)	2010
Florida vs. Florida State (48 atts.)	2019
Kentucky vs. Louisville (47 atts.)	1998
Vanderbilt vs. Ole Miss (47 atts.)	1989
Georgia vs. Southern Miss. (47 atts.)	1993
South Carolina vs. Vanderbilt (47 atts.)	1993
Tennessee vs. California (47 atts.)	2007
LSU vs. Arkansas (47 atts.)	2007
Texas A&M vs. Arkansas (47 atts.)	2012
Alabama vs. Tennessee (46 atts.)	1989
South Carolina vs. Mississippi State (46 atts.)	1995
Florida vs. South Carolina (46 atts.)	2000
Kentucky vs. Louisville (46 atts.)	2007
Alabama vs. Tennessee (46 atts.)	2007
Mississippi State vs. Vanderbilt (46 atts.)	2020
Mississippi State vs. Tennessee State (46 atts.)	2021
Arkansas vs. Ole Miss (45 atts.)	2015
Florida vs. N. Illinois (45 atts.)	1991
Georgia vs. Tennessee (45 atts.)	1994
Auburn vs. LSU (45 atts.)	1997
Kentucky vs. Eastern Kentucky (45 atts.)	1998
Arkansas vs. Mississippi State (45 atts.)	2011
Alabama vs. Ohio State (45 atts.)	2020
Mississippi State vs. Texas A&M (45 atts.)	2022
Texas A&M vs. SMU (45 atts.)	2012

### SEASON: (Min. 100 atts.)

1.1:140.7— Tennessee (3 in 422)	2022
2.1:125.3— Tennessee (3 in 376)	2021
3.1:106.3— Alabama (4 in 425)	2020
4.1:109.3— Alabama (3 in 328)	2012
5.1:104.0— Alabama (1 in 104)	1980
6.1:100.0— Mississippi State (5 in 500)	2015

7. 1:97.8— Tennessee (4 in 391)	1995
8. 1:95.8— South Carolina (4 in 383)	2013
9. 1:88.8— Georgia (4 in 355)	1991
10. 1:87.5— Auburn (2 in 175)	1982

### SEASON: (Min. 200 atts.)

1.1:140.7— Tennessee (3 in 422)	2022
2.1:125.3— Tennessee (3 in 376)	2021
3.1:109.3— Alabama (3 in 328)	2012
4.1:106.3— Alabama (4 in 425)	2020
5.1:100.0— Mississippi State (5 in 500)	2015
6. 1:97.8— Tennessee (4 in 391)	1995
7. 1:95.8— South Carolina (4 in 383)	2013
8. 1:88.8— Georgia (4 in 355)	1991
9. 1:81.6— Alabama (7 in 571)	2021
10. 1:81.0— LSU (7 in 567)	2019

### SEASON: (Min. 300 atts.)

1.1:140.7— Tennessee (3 in 422)	2022
2.1:125.3— Tennessee (3 in 376)	2021
3.1:111.0— Alabama (3 in 333)	2017
4.1:109.3— Alabama (3 in 328)	2012
5.1:106.3— Alabama (4 in 425)	2020
6.1:100.0— Mississippi State (5 in 500)	2015
7. 1:97.8— Tennessee (4 in 391)	1995
8. 1:95.8— South Carolina (4 in 383)	2013
9. 1:88.8— Georgia (4 in 355)	1991
10. 1:81.6— Alabama (7 in 571)	2021

### SEASON: (Min. 400 atts.)

1.1:140.7— Tennessee (3 in 422)	2022
2.1:113.8— Auburn (4 in 455)	2021
3.1:106.3— Alabama (4 in 425)	2020
4.1:100.0— Mississippi State (5 in 500)	2015
5. 1:81.6— Alabama (7 in 571)	2021
6. 1:81.0— LSU (7 in 567)	2019
7. 1:78.2— Mississippi State (9 in 704)	2021
8. 1:70.4— Mississippi State (9 in 634)	2022
9. 1:70.3— Georgia (7 in 492)	2022
10. 1:69.2— Georgia (6 in 415)	2019

## TOTAL OFFENSE

### MOST PLAYS

### GAME:

1. 110— Kentucky vs. Tennessee	2007
110— Missouri vs. Tennessee	2016
3. 107— Texas A&M vs. LSU	2018
4. 106— Arkansas vs. Ole Miss	2001
5. 105— Georgia vs. Kentucky	1967
105— Tennessee vs. Purdue	2021
7. 104— Missouri vs. Middle Tennessee	2016
8. 102— Alabama vs. Miami	1969
102— Missouri vs. Arkansas	2017
10. 101— Auburn vs. Ole Miss	1985

### SEASON:

1. 1,119— Alabama (7,323 yards)	2021
2. 1,088— Alabama (6,406 yards)	2015
3. 1,080— LSU (8,526 yards)	2019
4. 1,056— Alabama (6,829 yards)	2016
5. 1,054— LSU (6,152 yards)	2007
6. 1,049— Georgia (7,517 yards)	2022
7. 1,025— Texas A&M (7,261 yards)	2012
8. 1,024— Auburn (6,323 yards)	2017
9. 1,023— Georgia (5,324 yards)	2003
10. 1,018— Ole Miss (6,153 yards)	2013

## YARDS GAINED

### GAME:

1. 833— Alabama vs. Virginia Tech (748 rushing, 85 passing)	1973
2. 815— Missouri vs. Missouri State (294 rushing, 521 passing)	2017
3. 801— Kentucky vs. Louisville (230 rushing, 571 passing)	1998
4. 798— Vanderbilt vs. Davidson (430 rushing, 368 passing)	1969
5. 775— South Carolina vs. Charleston Southern (493 rushing, 282 passing)	2019
6. 774— Florida vs. West Texas State (394 rushing, 380 passing)	1982
7. 758— Texas A&M vs. Northwestern State (503 rushing, 255 passing)	2018
8. 751— Ole Miss vs. Troy (382 rushing, 369 passing)	2013
9. 746— LSU vs. Rice (502 rushing, 244 passing)	1977
740— Missouri vs. Tennessee (420 rushing, 320 passing)	2016

# RECORDS AND RESULTS

## SEASON:

1.	8,526—	LSU (2,502 rushing, 6,024 passing, 15 games)	2019
2.	7,830—	Alabama (2,976 rushing, 4,854 passing, 15 games)	2018
3.	7,517—	Georgia (3080 rushing, 4,437 passing, 15 games)	2022
4.	7,323—	Alabama (2,250 rushing, 5,073 passing, 15 games)	2021
5.	7,261—	Texas A&M (3,147 rushing, 4,114 passing, 13 games)	2012
6.	7,041—	Alabama (2,385 rushing, 4,656 passing, 13 games)	2020
7.	7,018—	Auburn (4,596 rushing, 2,422 passing, 14 games)	2013
8.	6,999—	Texas A&M (2,406 rushing, 4,593 passing, 13 games)	2013
9.	6,989—	Auburn (3,987 rush, 3,003 pass, 14 games)	2010
10.	6,832—	Tennessee (2,593 rush, 4,239 pass, 13 games)	2022

## YARDS GAINED TWO TEAMS

1.	1,439—	Troy (721) vs. Tennessee (718)	2012
2.	1,370—	Alabama (723) vs. Ole Miss (647)	2020
2.	1,349—	Missouri (74) vs. Tennessee (609)	2016
3.	1,344—	Clemson (744) vs. South Carolina (600)	2018
4.	1,329—	Tennessee (695) vs. Kentucky (634)	1997
5.	1,328—	LSU (714) vs. Ole Miss (614)	2019
6.	1,307—	Missouri (815) vs. Missouri State (492)	2017
7.	1,302—	Kentucky (801) vs. Louisville (501)	1998
8.	1,293—	Texas A&M (678) vs. Louisiana Tech (615)	2012
9.	1,296—	Mississippi State (669) vs. Samford (627)	2016

## YARDS PER GAME

1.	568.4—	LSU (8,526 yards in 15 games)	2019
2.	558.5—	Texas A&M (7,261 yards in 13 games)	2012
3.	541.6—	Alabama (7,041 in 13 games)	2020
4.	538.4—	Texas A&M (6,999 yards in 13 games)	2013
5.	534.4—	Florida (6,413 in 12 games)	1995
6.	534.2—	Kentucky (5,876 in 11 games)	1998
7.	527.5—	Florida (5,803 in 11 games)	2001
8.	525.5—	Tennessee (6,832 in 13 games)	2022
9.	522.0—	Alabama (7,830 in 15 games)	2018
10.	517.8—	Ole Miss (6,731 in 13 games)	2015

## YARDS PER PLAY

<b>GAME:</b>			
1.	13.3—	Florida vs. Eastern Washington (50 for 666)	2022
2.	12.8—	LSU vs. Arkansas (48 for 612)	2019
3.	12.7—	Arkansas vs. Nicholls State (54 for 684)	2014
4.	12.4—	Kentucky vs. Louisville (21 for 521)	2019
5.	11.9—	Alabama vs. Virginia Tech (70 for 833)	1973
5.	11.9—	Florida vs. The Citadel (59 for 705)	2008
6.	11.6—	Auburn vs. Chattanooga (54 for 628)	2010
7.	11.5—	Alabama vs. The Citadel (49 for 561)	2018
8.	11.3—	Georgia vs. UMass (62 for 701)	2018
8.	11.3—	Georgia vs. Florida Atlantic (63 for 713)	2018

## SEASON:

1.	7.894—	LSU (8,526 in 1,080)	2019
2.	7.89—	Alabama (6,640 in 842)	2019
3.	7.81—	Alabama (7,041 in 902)	2020
4.	7.76—	Alabama (7,830 in 1,009)	2018
5.	7.40—	Florida (6,413 in 867)	1995
6.	7.37—	Auburn (6,989 in 948)	2010
7.	7.36—	Florida (5,803 in 788)	2001
8.	7.30—	Texas A&M (6,999 in 954)	2013
9.	7.23—	Tennessee (6,832 in 945)	2022
10.	7.17—	Georgia (7,517 in 1,049)	2022

## FIRST DOWNS

### MOST RUSHING

<b>GAME:</b>			
1.	28—	Auburn vs. Ole Miss	1985
	28—	LSU vs. Rice	1978
3.	27—	Vanderbilt vs. Davidson	1969
	27—	Georgia vs. South Carolina	1974
	27—	LSU vs. Wyoming	1977
	27—	LSU vs. Oregon	1977
7.	26—	Alabama vs. Ole Miss	1971
	26—	Alabama vs. Virginia Tech	1973
	26—	LSU vs. Rice	1977
	26—	Mississippi State vs. Colorado State	1981
	26—	Georgia vs. Memphis State	1982
	26—	Auburn vs. Missouri	2013

## SEASON:

1.	305—	Mississippi State	2013
2.	229—	Auburn	2013
3.	213—	Alabama	1979
4.	211—	Auburn	1969
5.	208—	Auburn	1985
6.	202—	Auburn	2010
7.	192—	Alabama	1973
8.	188—	Alabama	1971
9.	186—	Georgia	1975
10.	185—	LSU	1977

## MOST PASSING

<b>GAME:</b>			
1.	28—	Texas A&M vs. South Carolina	2014
2.	27—	Kentucky vs. Tennessee	2007
	26—	Ole Miss vs. Auburn	2016
4.	25—	South Carolina vs. Mississippi State	1995
5.	24—	Kentucky vs. Louisville	1998
	24—	Florida vs. Louisiana-Monroe	2001
	24—	Arkansas vs. Ole Miss	2015
	24—	Texas A&M vs. Wake Forest	2017
	24—	Mississippi State vs. Memphis	2022
10.	23—	Tennessee vs. Northwestern	1997
	23—	Kentucky vs. Vanderbilt	1998
	23—	LSU vs. Alabama	2001
	23—	Ole Miss vs. Texas Tech	2002
	23—	Tennessee vs. Troy	2012
	23—	Texas A&M vs. Sam Houston State	2013
	23—	South Carolina vs. Clemson	2018

## SEASON:

1.	243—	LSU	2019
2.	235—	Mississippi State	2021
3.	214—	Alabama	2021
4.	210—	Alabama	2020
5.	206—	Georgia	2022
6.	204—	Texas A&M	2013
7.	202—	Florida	2020
8.	198—	Mississippi State	2022
9.	196—	Kentucky	1998
10.	195—	Alabama	2018

## TOTAL

<b>GAME:</b>			
1.	41—	Missouri vs. Tennessee	2016
2.	40—	Vanderbilt vs. Davidson	1969
3.	39—	Auburn vs. Ole Miss	1985
4.	38—	Vanderbilt vs. Washington & Lee	1952
	38—	Texas A&M vs. Sam Houston State	2013
	38—	Texas A&M vs. South Carolina	2014
	38—	Alabama vs. Vanderbilt	2017
8.	37—	Kentucky vs. Louisville	1998
	37—	Auburn vs. Western Carolina	2002
	37—	Kentucky vs. Tennessee	2007
	37—	Alabama at Ole Miss	2020
	37—	Missouri vs. Arkansas	2020
13.	36—	Florida vs. LSU	1996
	36—	Ole Miss vs. Memphis State	1980
	36—	Florida vs. Western Michigan	1999
	36—	Texas A&M vs. Mississippi State	2012
	36—	Auburn vs. ULM	2016
	36—	Missouri vs. Middle Tennessee State	2016
	36—	Florida vs. Arkansas	2020

## SEASON:

1.	418—	LSU	2019
2.	375—	Georgia	2022
3.	371—	Alabama	2018
4.	365—	Alabama	2020
5.	365—	Alabama	2021
6.	357—	Texas A&M	2012
7.	356—	Texas A&M	2013
8.	344—	Auburn	2010
9.	343—	Missouri	2013
10.	341—	Ole Miss	2015
	341—	Georgia	2021



# RECORDS AND RESULTS

## PUNTING MOST PUNTS

<b>GAME:</b>		
1.	36—	Kentucky vs. Washington & Lee . . . . . 1934
2.	23—	Florida vs. Georgia Tech . . . . . 1938
3.	21—	Georgia Tech vs. Florida . . . . . 1938
	21—	Mississippi State vs. Tulane . . . . . 2005
5.	20—	Ole Miss vs. LSU . . . . . 1934
	20—	Mississippi State vs. TCU . . . . . 1936
7.	17—	LSU vs. Mississippi State . . . . . 1940
	17—	LSU vs. Tennessee . . . . . 1942
9.	16—	Vanderbilt vs. Louisville . . . . . 1971
<b>SEASON:</b>		
1.	*139—	Tennessee . . . . . 1937
2.	112—	Auburn . . . . . 1939
3.	110—	Florida . . . . . 1937
4.	101—	Kentucky . . . . . 1933
5.	96—	Ole Miss . . . . . 1938
	96—	Mississippi State . . . . . 1967
7.	94—	Kentucky . . . . . 1996
	94—	Tennessee . . . . . 1958
9.	92—	Alabama . . . . . 1941
	92—	Alabama . . . . . 1946
	92—	Kentucky . . . . . 1970

\*—NCAA Record

## YARDS PUNTING

<b>GAME:</b>		
1.	1,386—	Kentucky vs. Washington & Lee (36 punts) . . . . . 1934
2.	904—	Georgia Tech vs. Florida (21 punts) . . . . . 1938
3.	899—	Florida vs. Georgia Tech (23 punts) . . . . . 1938
4.	882—	Mississippi State vs. Tulane (21 punts) . . . . . 2005
5.	780—	Ole Miss vs. LSU (20 punts) . . . . . 1934
6.	666—	Mississippi State vs. TCU (20 punts) . . . . . 1966
7.	664—	LSU vs. Mississippi State (17 punts) . . . . . 1940
<b>SEASON:</b>		
1.	5,620—	Tennessee (139 punts) . . . . . 1937
2.	4,844—	Auburn (112 punts) . . . . . 1939
3.	4,394—	Kentucky (101 punts) . . . . . 1933
4.	3,776—	Texas A&M (83 punts) . . . . . 2017
5.	3,745—	Ole Miss . . . . . 1940
6.	3,625—	Vanderbilt (79 punts) . . . . . 1996
7.	3,597—	Kentucky (94 punts) . . . . . 1996
8.	3,581—	Ole Miss (79 punts) . . . . . 1985
9.	3,567—	Mississippi State (96 punts) . . . . . 1967
10.	3,528—	Vanderbilt (78 punts) . . . . . 1982

## PUNTING AVERAGE

<b>GAME: (Min. 10)</b>		
1.	52.0—	Kentucky vs. Cincinnati (10 for 520) . . . . . 1944
2.	48.1—	Ole Miss vs. Missouri (10 for 481) . . . . . 1973
3.	47.5—	Mississippi State vs. South Carolina (10 for 475) . . . . . 1996
4.	47.3—	LSU vs. Ole Miss (10 for 473) . . . . . 1960
5.	46.6—	Alabama vs. Mississippi State . . . . . 1958
<b>GAME: (Min. 20)</b>		
1.	43.0—	Georgia Tech vs. Florida . . . . . 1938
2.	42.0—	Mississippi State vs. Tulane (21 for 882) . . . . . 2005
3.	39.1—	Florida vs. Georgia Tech (23 for 899) . . . . . 1938
<b>SEASON:</b>		
1.	51.0—	Texas A&M (50 for 2,549) . . . . . 2018
2.	48.1—	Georgia (56 for 2,691) . . . . . 2009
3.	48.1—	Kentucky (49 for 2,358) . . . . . 2019
4.	47.6—	Vanderbilt (59 for 2,810) . . . . . 1984
5.	47.5—	Tennessee (70 for 3,323) . . . . . 2017
6.	47.0—	South Carolina (69 for 3,244) . . . . . 2019
7.	46.9—	Auburn (51 for 2,393) . . . . . 1993
8.	46.8—	Tennessee (54 for 2,040) . . . . . 2011
	46.8—	Georgia (61 for 2,857) . . . . . 2019
10.	46.7—	Georgia (47 for 2,196) . . . . . 2021

## PUNT RETURNS MOST RETURNS

<b>GAME:</b>		
1.	20—	Mississippi State vs. TCU (128 yards) . . . . . 1936
2.	13—	LSU vs. Tulane (126 yards) . . . . . 1937
	13—	Ole Miss vs. Union (203 yards) . . . . . 1940
4.	11—	Vanderbilt vs. N.C. State . . . . . 1946
5.	10—	Alabama vs. Kentucky . . . . . 1946
	10—	Tennessee vs. Tennessee Tech . . . . . 1947
	10—	Alabama vs. Mississippi State (59 yards) . . . . . 1967
	10—	Kentucky vs. Tennessee . . . . . 1976
	10—	Florida vs. San Jose State . . . . . 2003
<b>SEASON:</b>		
1.	71—	Alabama (783 yards) . . . . . 1946
2.	70—	Mississippi State (778 yards) . . . . . 1936
3.	68—	Tennessee (844 yards) . . . . . 1939
	68—	Tennessee (974 yards) . . . . . 1940
5.	61—	Mississippi State (542 yards) . . . . . 1940
6.	56—	Ole Miss (837 yards) . . . . . 1940
7.	55—	Vanderbilt (907 yards) . . . . . 1948
	55—	Alabama (438 yards) . . . . . 1975
9.	52—	Tennessee (452 yards) . . . . . 2000
10.	50—	Georgia (746 yards) . . . . . 2002

## YARDS RETURNED

<b>GAME:</b>		
1.	272—	Florida vs. Kentucky (11 returns) . . . . . 1996
2.	246—	Texas A&M vs. South Carolina State (8 returns) . . . . . 2012
3.	225—	Mississippi State vs. Chattanooga (8 returns) . . . . . 1946
4.	208—	Auburn vs. UT-Chattanooga (6 returns) . . . . . 1974
5.	205—	LSU vs. Ole Miss (6 returns) . . . . . 1970
6.	204—	Alabama vs. LSU (5 returns) . . . . . 1947
7.	203—	Ole Miss vs. Union (13 returns) . . . . . 1940
	203—	Vanderbilt vs. Kentucky (6 returns) . . . . . 1948
9.	202—	Georgia vs. Oregon State (5 returns) . . . . . 1971
10.	195—	Kentucky vs. Vanderbilt (6 returns) . . . . . 1981
<b>SEASON:</b>		
1.	974—	Tennessee (68 returns) . . . . . 1940
2.	907—	Vanderbilt (55 returns) . . . . . 1948
3.	844—	Tennessee (68 returns) . . . . . 1939
4.	837—	Ole Miss (56 returns) . . . . . 1940
5.	800—	Tennessee . . . . . 1951
6.	783—	Alabama (71 returns) . . . . . 1946
7.	778—	Mississippi State (70 returns) . . . . . 1936
8.	746—	Georgia (50 returns) . . . . . 2002
9.	726—	Alabama (52 returns) . . . . . 1941
10.	724—	Georgia (57 returns) . . . . . 1941
	701—	Alabama (49 returns) . . . . . 2008

## YARDS PER RETURN

<b>GAME (Min. 3):</b>		
1.	45.0—	Ole Miss vs. Arkansas (3 for 135) . . . . . 2000
2.	41.0—	Alabama vs. Charleston Southern (3 for 123) . . . . . 2015
3.	40.8—	Alabama vs. LSU (5 for 204) . . . . . 1991
4.	40.4—	Georgia vs. Oregon State (5 for 202) . . . . . 1971
5.	38.7—	Ole Miss vs. SMU (3 for 116) . . . . . 1998
6.	37.0—	Alabama at Arkansas (3 for 111) . . . . . 2020
7.	36.0—	Arkansas vs. Ole Miss (4 for 144) . . . . . 2010
8.	35.6—	Georgia vs. Western Kentucky (5 for 178) . . . . . 2006
9.	34.7—	Georgia vs. Troy (3 for 104) . . . . . 2014
10.	34.0—	Kentucky vs. Mississippi State (4 for 136) . . . . . 2002
	34.0—	Ole Miss vs. Georgia (3 for 102) . . . . . 2011
<b>SEASON:</b>		
1.	24.1—	Alabama (22 for 531) . . . . . 2019
2.	20.8—	Mississippi State (25 for 521) . . . . . 1971
3.	20.5—	Mississippi State (22 for 450) . . . . . 1965
4.	20.4—	Kentucky (18 for 368) . . . . . 2006
5.	19.7—	Florida (32 for 630) . . . . . 1947
6.	18.8—	Ole Miss (36 for 676) . . . . . 1948
7.	17.8—	Auburn (17 for 303) . . . . . 2014
8.	17.6—	Georgia (24 for 422) . . . . . 2008
9.	17.2—	Kentucky (25 for 595) . . . . . 2005
10.	17.0—	Florida (26 for 441) . . . . . 1948



# RECORDS AND RESULTS

## KICKOFF RETURNS

### MOST RETURNS

#### GAME:

1.	11—	Ole Miss vs. Alabama	1989
	11—	Kentucky vs. Florida	1994
3.	10—	Mississippi State vs. Houston	1969
	10—	Mississippi State vs. Tulane	1949
	10—	Arkansas vs. Auburn	2010
6.	9—	Alabama vs. Southern Cal	1970
	9—	Vanderbilt vs. Alabama	1990
	9—	Vanderbilt vs. Auburn	1990
	9—	Vanderbilt vs. Tennessee	1993
	9—	South Carolina vs. Florida	2001
	9—	Kentucky vs. Georgia	2004
	9—	Tennessee vs. Florida	2007
	9—	South Carolina vs. Arkansas	2007
	9—	LSU at Florida	2008
	9—	Ole Miss vs. Georgia	2011
	9—	Ole Miss vs. Alabama	2011
	9—	Kentucky vs. Louisville	2017

#### SEASON:

1.	63—	Kentucky	2007
	63—	Auburn	2009
	63—	Ole Miss	2010
	63—	Auburn	2010
5.	62—	Kentucky	2000
6.	61—	Mississippi State	2009
7.	60—	Tennessee	2007
	60—	Georgia	2009
9.	59—	Ole Miss	2007
	59—	Kentucky	2010

## YARDS RETURNED

#### GAME:

1.	287—	Kentucky vs. Idaho State (5 returns)	2005
2.	268—	Florida vs. Nebraska (10 returns)	1995
3.	266—	Vanderbilt vs. South Carolina (7 returns)	2014
4.	260—	Tennessee vs. Florida (9 returns)	2007
5.	259—	Alabama vs. Auburn (8 returns)	1969
6.	257—	Auburn v. Utah State (7 returns)	2011
7.	254—	Kentucky vs. Louisville (6 returns)	2009
8.	252—	Georgia vs. South Carolina (7 returns)	2009
9.	250—	Alabama vs. Boston College (7 returns)	1984
10.	243—	Vanderbilt vs. Ole Miss (8 returns)	2002
	243—	South Carolina vs. Arkansas (9 returns)	2007

#### SEASON:

1.	1,514—	Mississippi State (61 returns)	2009
2.	1,493—	Auburn (63 returns)	2009
3.	1,482—	Auburn (63 returns)	2010
4.	1,462—	Tennessee (60 returns)	2007
5.	1,394—	Kentucky (63 returns)	2007
6.	1,392—	Florida (53 returns)	2010
7.	1,369—	Tennessee (57 returns)	2009
8.	1,349—	Ole Miss (63 returns)	2010
9.	1,343—	Kentucky (59 returns)	2010
10.	1,327—	Georgia (60 returns)	2009

## YARDS PER RETURN

#### GAME: (Min. 3)

1.	66.7—	Kentucky vs. Vanderbilt (3 for 200)	1945
2.	59.0—	Alabama vs. Southern Miss (3 for 177)	2021
3.	57.4—	Kentucky vs. Idaho State (5 for 287)	2005
4.	52.7—	Ole Miss vs. Arkansas (3 for 158)	1999
5.	48.3—	Arkansas vs. Mississippi State (3 for 145)	2006
6.	47.0—	Auburn vs. Washington State (3 for 141)	2013
7.	46.0—	Mississippi State vs. Southern Miss (3 for 138)	1966
8.	45.7—	Ole Miss vs. Arkansas (3 for 137)	1940
9.	44.7—	Ole Miss vs. Alabama (3 for 134)	1997
	44.7—	Tennessee vs. South Alabama (3 for 134)	2021

#### SEASON:

1.	32.3—	Tennessee (28 for 904)	2015
2.	29.2—	Arkansas (33 for 965)	2005
3.	28.8—	Mississippi State (19 for 547)	1940
4.	28.1—	Mississippi State (14 for 393)	2020
5.	27.8—	Alabama (19 for 529)	1963

27.8—	Mississippi State (21 for 213)	2022	
7.	26.6—	Georgia	1947
8.	26.4—	Alabama (17 for 449)	1964
	26.4—	Kentucky (42 for 1,109)	2005
	26.4—	Kentucky (44 for 1,161)	2008
	26.4—	Florida (40 for 1,055)	2009

## SCORING

### MOST POINTS

#### GAME:

1.	93—	LSU vs. Southwestern Louisiana	1936
2.	92—	Ole Miss vs. West Tennessee Teachers	1935
3.	89—	Alabama vs. Delta State	1951
4.	83—	Kentucky vs. North Dakota	1950
5.	82—	Florida vs. Central Michigan	1997
6.	81—	Georgia vs. Mercer	1941
7.	79—	Missouri vs. Delaware State	2016
8.	77—	Alabama vs. Virginia Tech	1973
	77—	LSU vs. Rice	1977
	77—	Florida vs. West Texas State	1982
	77—	South Carolina vs. Kent	1995
	77—	Kentucky vs. Texas-El Paso	2002
13.	76—	Georgia vs. The Citadel	1958
	76—	Auburn vs. UT-Chattanooga	1995
	76—	Ole Miss vs. UT Martin	2015
16.	75—	Georgia vs. Florida	1942
17.	74—	Texas A&M vs. LSU	2018
18.	73—	Florida vs. Kentucky	1994
	73—	Auburn vs. Louisiana-Monroe	2003
	73—	Arkansas vs. Nicholls State	2014
	73—	Texas A&M vs. Lamar	2014
	73—	Ole Miss vs. Fresno State	2015
23.	72—	Kentucky vs. Tennessee Tech	1972
	72—	Missouri vs. Missouri State	2017
	72—	LSU vs. Texas A&M	2018
	72—	South Carolina vs. Charleston Southern	2019
27.	71—	Alabama vs. Vanderbilt	1945
	71—	Kentucky vs. Southern Miss	1949
	71—	Florida vs. Vanderbilt	2001
30.	70—	Georgia vs. Furman	1946
	70—	Kentucky vs. Xavier	1946
	70—	LSU vs. Arkansas State	1991
	70—	Georgia vs. Northeast Louisiana	1994
	70—	Florida vs. New Mexico State	1994
	70—	Tennessee vs. Louisiana-Monroe	2000
	70—	Florida vs. The Citadel	2008
	70—	Texas A&M vs. South Carolina State	2012
	70—	South Carolina vs. Coastal Carolina	2013

#### SEASON:

1.	726—	LSU (15 games)	2019
2.	684—	Alabama (15 games)	2018
3.	630—	Alabama (13 games)	2020
4.	616—	Georgia (15 games)	2022
5.	614—	Alabama (13 games)	2019
6.	611—	Florida (14 games)	2008
7.	599—	Tennessee (13 games)	2022
8.	598—	Alabama (15 games)	2021
9.	586—	Alabama (15 games)	2016
10.	579—	Georgia (15 games)	2021

## MOST POINTS - TWO TEAMS OVERTIME GAMES ONLY

1.	146—	Texas A&M (74) vs. LSU (72) [7 OT]	2018
2.	134—	Arkansas (71) vs. Kentucky (63) [7 OT]	2003
3.	114—	Arkansas (58) vs. Ole Miss (56) [7OT]	2001
4.	105—	Georgia (56) vs. Auburn (49) [4 OT]	1996
	105—	Arkansas (53) vs. Ole Miss (52) [2 OT]	2015
6.	102—	Tennessee (52) vs. Kentucky (50) [4 OT]	2007
	102—	Georgia (54) vs. Oklahoma (48) [2 OT]	2017
	100—	Arkansas (54) vs. Auburn (46) [4 OT]	2015
9.	99—	Georgia Tech (51) vs. Georgia (48) [OT]	1999
	99—	Missouri (51) at Tennessee (48) [4OT]	2012

## MOST POINTS - TWO TEAMS

### DOES NOT INCLUDE OVERTIME GAMES

1.	122—	Florida (70) vs. Samford (52)	2021
2.	116—	Texas A&M (59) vs. Louisiana Tech (57)	2012
3.	115—	Missouri (72) vs. Missouri State (43)	2017
4.	111—	Alabama (63) vs. Ole Miss (48)	2020



# RECORDS AND RESULTS

5.	108—	Auburn (65) vs. Arkansas (43) . . . . .	2010
6.	107—	Texas A&M (52) vs. Wake Forest (55) . . . . .	2017
7.	104—	South Carolina (65) vs. Mississippi State (39) . . . . .	1995
	104—	LSU (66) vs. Vanderbilt (38) . . . . .	2019
9.	103—	Tennessee (55) vs. Troy (48) . . . . .	2012
10.	102—	Kentucky (68) vs. Louisville (34) . . . . .	1998
11.	101—	Auburn (59) vs. Missouri (42) . . . . .	2013
	101—	Mississippi State (51) vs. Arkansas (50) . . . . .	2015
	101—	Ole Miss (59) vs. South Carolina (42) . . . . .	2020
	101—	South Carolina (63) vs. Tennessee (38) . . . . .	2022
	101—	LSU (53) vs. Ole Miss (48) . . . . .	2020
	101—	Tennessee (52) vs. Alabama (49) . . . . .	2022
17.	100—	Texas A&M (52) vs. Duke (48) . . . . .	2013
	100—	Arkansas (58) at Mississippi State (42) . . . . .	2016
	100—	Tennessee (63) vs. Missouri (37) . . . . .	2016

## POINTS PER GAME

1.	48.5—	Alabama (630 in 13 games) . . . . .	2020
2.	48.4—	LSU (726 in 15 games) . . . . .	2019
3.	47.2—	Alabama (614 in 13 games) . . . . .	2019
4.	46.6—	Florida (559 in 12 games) . . . . .	1996
5.	46.1—	Tennessee (599 in 13 games) . . . . .	2022
6.	45.6—	Alabama (684 points in 15 games) . . . . .	2018
7.	44.5—	Florida (534 in 12 games) . . . . .	1995
	44.5—	Texas A&M (578 in 13 games) . . . . .	2012
9.	44.2—	Texas A&M (575 in 13 games) . . . . .	2013
10.	44.0—	Alabama (396 in 9 games) . . . . .	1945

## MOST TOUCHDOWNS

### GAME:

1.	14—	Ole Miss vs. West Tennessee Teachers . . . . .	1935
	14—	LSU vs. Southwestern Louisiana . . . . .	1936
3.	13—	Alabama vs. Delta State . . . . .	1951
4.	12—	Kentucky vs. North Dakota . . . . .	1950
	12—	Florida vs. Central Michigan . . . . .	1997
6.	11—	South Carolina vs. Kent . . . . .	1995
	11—	Auburn vs. UT-Chattanooga . . . . .	1995
	11—	Alabama vs. Virginia Tech . . . . .	1973
	11—	LSU vs. Rice . . . . .	1977
	11—	Florida vs. West Texas State . . . . .	1982
	11—	Kentucky vs. Texas-El Paso . . . . .	2002
	11—	Ole Miss vs. UT Martin . . . . .	2015
	11—	Missouri vs. Delaware State . . . . .	2016

### SEASON:

1.	95—	LSU (15 games) . . . . .	2019
2.	92—	Alabama (15 games) . . . . .	2018
3.	83—	Alabama (13 games) . . . . .	2019
4.	82—	Florida (14 games) . . . . .	2008
5.	79—	Alabama (13 games) . . . . .	2020
	79—	Tennessee (13 games) . . . . .	2022
7.	78—	Texas A&M (13 games) . . . . .	2012
	78—	Texas A&M (13 games) . . . . .	2013
9.	76—	Florida (12 games) . . . . .	1996
	76—	Georgia (15 games) . . . . .	2022

### GAME:

1.	6—	Auburn vs. Kentucky . . . . .	1982
	6—	Florida vs. Florida State . . . . .	1983
	6—	Florida vs. Kentucky . . . . .	1984
	6—	Alabama vs. SW Louisiana . . . . .	1990
	6—	Georgia vs. Georgia Tech . . . . .	2001
	6—	Auburn vs. LSU . . . . .	2016
7.	5—	Auburn vs. Florida . . . . .	1977
	5—	Tennessee vs. Kentucky . . . . .	1978
	5—	Florida vs. Ole Miss . . . . .	1980
	5—	Tennessee vs. Kentucky . . . . .	1982
	5—	Tennessee vs. Memphis State . . . . .	1982
	5—	Ole Miss vs. Tulane . . . . .	1991
	5—	Kentucky vs. Mississippi State . . . . .	1994
	5—	Mississippi State vs. N.C. State . . . . .	1995
	5—	Auburn vs. UAB . . . . .	1996
	5—	Mississippi State vs. Arkansas . . . . .	1998
	5—	Tennessee vs. Florida . . . . .	2000
	5—	South Carolina vs. Georgia . . . . .	2009
	5—	Alabama vs. Ole Miss . . . . .	2009
	5—	Ole Miss vs. Louisiana-Lafayette . . . . .	2010
	5—	Mississippi State vs. UAB . . . . .	2010
	5—	LSU vs. Mississippi State . . . . .	2010
	5—	Florida vs. Tennessee . . . . .	2011
	5—	Alabama vs. LSU, BCS Championship Game . . . . .	2011

5—	Missouri vs. Florida . . . . .	2013
5—	Auburn vs. Alabama . . . . .	2014
5—	Texas A&M vs. Auburn . . . . .	2016
5—	LSU vs. Georgia . . . . .	2018
5—	Missouri vs. South Carolina . . . . .	2018
5—	Missouri vs. Arkansas . . . . .	2020

### SEASON:

1.	31—	Georgia . . . . .	2003
2.	30—	Alabama . . . . .	2009
3.	29—	LSU . . . . .	2018
4.	28—	Auburn . . . . .	2016
	28—	LSU . . . . .	2010
6.	27—	Tennessee . . . . .	1982
	27—	Georgia . . . . .	2019
	27—	Georgia . . . . .	2022
9.	26—	Georgia . . . . .	2002
	26—	LSU . . . . .	2007

## MOST PAT KICKS

### GAME:

1.	11—	Kentucky vs. North Dakota . . . . .	1950
	11—	Alabama vs. Delta State . . . . .	1951
	11—	Alabama vs. Virginia Tech . . . . .	1973
	11—	LSU vs. Rice . . . . .	1977
	11—	Florida vs. West Texas State . . . . .	1982
	11—	South Carolina vs. Kent . . . . .	1995
	11—	Kentucky vs. Texas-El Paso . . . . .	2002

### SEASON:

1.	89—	LSU . . . . .	2019
2.	84—	Alabama . . . . .	2020
3.	83—	Alabama . . . . .	2018
4.	82—	Florida . . . . .	2008
5.	80—	Alabama . . . . .	2019
6.	77—	Texas A&M . . . . .	2012
7.	75—	Tennessee . . . . .	2022
8.	74—	Auburn . . . . .	2010
9.	73—	Texas A&M . . . . .	2013
	73—	Georgia . . . . .	2022

## CONSECUTIVE PAT KICKS

1.	*363—	Georgia (Jack Podlesny 72, Rodrigo Blankenship 200, David Marvin 1, William Ham 10, . . . Marshall Morgan 38, Patrick Beless 2, Marshall Morgan 40) . . . . .	2014-2021
1.	304—	Auburn (Cody Parkey 27, Daniel Carlson 198, Ian Shannon 5, Anders Carlson 72, Sage . . . Ledbetter 2) . . . . .	2013-19
3.	242—	Tennessee (Aaron Medley 154, Brent Cimaglia 88) . . . . .	2014-20
4.	234—	Texas A&M (Josh Lambo 109, Taylor Bertolet 38, Daniel LaCamera 87) . . . . .	2013-17
5.	223—	Tennessee (Aaron Medley 154, Brent Cimaglia 69) . . . . .	2014-Present
6.	209—	Auburn (Robert Bironas 1, Damon Duval 130, Philip Yost 23, John Vaughn 55) . . . . .	1999-04
7.	199—	Alabama (Peter Kim 54, Paul Trodd 4, Terry Sanders 1, Van Tiffin 135, Philip Doyle 5) . . . . .	1981-87
8.	168—	Tennessee (John Becksvort 161, Jeff Hall 7) . . . . .	1991-94
9.	164—	Alabama (Will Reichard 135, Joseph Bulovas 29) . . . . .	2019-21
10.	156—	South Carolina (Elliott Fry 155, Landon Ard 1) . . . . .	2013-16
11.	148—	LSU (Drew Alleman 106, Colby Delahoussaye 42) . . . . .	2011-13
12.	130—	Georgia (Rex Robinson 101, Kevin Butler 29) . . . . .	1977-81
13.	128—	Kentucky ((Austin MacGinnis 67, Miles Butler 40, Chance Poore 17, Matt Ruffolo 4) 2016-19	
14.	119—	Georgia (Blair Walsh 119) . . . . .	2008-10
15.	116—	Mississippi State (Adam Carlson 47, Brent Smith 35, Keith Andrews 32, John Michael Marlin 2) . . . . .	2002-07
16.	114—	Florida (Bart Edmiston 114) . . . . .	1995-96
17.	114—	Georgia (Brandon Coutu 114) . . . . .	2004-07
18.	113—	Georgia (Billy Bennett 113) . . . . .	2000-03

\*NCAA record

## MOST POINTS IN A TIE GAME

37-37—	Alabama vs. Florida State . . . . .	1967
--------	-------------------------------------	------

# RECORDS AND RESULTS

## SOUTHEASTERN CONFERENCE TEAM DEFENSE RECORDS

### RUSHING DEFENSE FEWEST RUSHES ALLOWED

#### GAME:

1.	13—	Florida vs. Vanderbilt	1983
	13—	Alabama vs. Vanderbilt	1989
3.	14—	Florida vs. Georgia	1993
	14—	Tennessee vs. Georgia	1994
	14—	Ole Miss vs. Texas Tech	2008
	14—	Alabama vs. Clemson	2008
	14—	Alabama vs. Florida	2009
	14—	Florida at Arkansas	2016
	14—	LSU vs. BYU	2017
	14—	Georgia vs. Notre Dame	2019
	14—	Kentucky vs. Mississippi State	2020
11.	15—	Arkansas vs. Auburn	1995
	15—	Arkansas vs. South Carolina	2006
	15—	Arkansas vs. Hawaii	2006
	15—	Alabama vs. Mississippi State	2020

#### SEASON:

1.	231—	Tennessee (9 games)	1945
2.	300—	Ole Miss (10 games)	1962
3.	321—	Alabama (10 games)	1961
4.	328—	Mississippi State (10 games)	1936
5.	334—	Mississippi State (10 games)	1946
6.	335—	Alabama (12 games)	1999
7.	338—	Tennessee (11 games)	2000
8.	347—	Florida (11 games)	2001
9.	352—	Georgia (11 games)	1997
	352—	Alabama (9 games)	1945

### FEWEST YARDS ALLOWED

#### GAME:

1.	-93—	Kentucky vs. Kansas State	1970
2.	-85—	Auburn vs. Miami	1968
3.	-78—	Mississippi State vs. Florida	2000
4.	-64—	Ole Miss vs. Mississippi State	2008
5.	-56—	Florida vs. Arkansas	1997
6.	-50—	LSU vs. Ole Miss	1982
	-50—	Georgia vs. Kentucky	1999
8.	-49—	Alabama vs. Houston	1962
	-49—	Georgia vs. VMI	1967
10.	-48—	Alabama vs. Michigan State	2010
11.	-43—	LSU vs. Mercer	1940
	-43—	LSU vs. Tulane	1976
13.	-42—	LSU vs. Texas A&M	1970
14.	-39—	Kentucky vs. Evansville	1947
	-39—	Tennessee vs. Tulsa	1943
16.	-36—	Florida vs. Northeast Louisiana	1998
	-36—	Auburn vs. Florida	2001
18.	-30—	Auburn vs. Tennessee	1957
19.	-29—	Kentucky vs. Vanderbilt	1996
20.	-28—	Florida vs. Auburn	1997

#### SEASON:

1.	305—	Alabama (9 games)	1938
2.	384—	LSU (10 games)	1969
3.	385—	Tennessee (9 games)	1945
4.	410—	Alabama (9 games)	1945
5.	505—	Mississippi State (10 games)	1940
6.	566—	LSU (11 games)	1970
7.	588—	Alabama (10 games)	1962
8.	596—	Georgia (10 games)	1941
9.	610—	Ole Miss (9 games)	1962
10.	660—	Alabama (12 games)	1992

### FEWEST YARDS PER GAME

1.	33.9—	Alabama (305 yards in 9 games)	1938
2.	38.4—	LSU (384 yards in 10 games)	1969
3.	39.1—	Alabama (352 yards in 9 games)	1945
4.	42.8—	Tennessee (385 yards in 9 games)	1945
5.	50.5—	Mississippi State (505 yards in 10 games)	1940
6.	51.5—	LSU (566 yards in 11 games)	1970

7.	54.2—	Georgia (596 yards in 11 games)	1941
8.	55.0—	Alabama (660 yards in 12 games)	1992
	55.0—	Alabama (10 games)	1961
9.	58.8—	Alabama (588 yards in 10 games)	1962
10.	63.2—	Auburn (695 yards in 11 games)	1988

### FEWEST YARDS PER RUSH

#### GAME:

1.	-3.95—	Kentucky vs. Kansas State (-91 in 23 rushes)	1970
2.	-3.54—	Mississippi State vs. Florida (-78 in 22 rushes)	2000
3.	-2.37—	Ole Miss vs. Mississippi State(-64 in 27 rushes)	2008
4.	-2.08—	Georgia vs. Kentucky (-50 in 24 rushes)	1999
5.	-2.00—	Auburn vs. Florida (-36 in 18 rushes)	2001
6.	-1.98—	Auburn vs. Miami (-85 in 43 rushes)	1968

#### SEASON:

1.	0.95—	Alabama (305 yards in 321 rushes)	1938
2.	1.09—	LSU (384 yards in 353 rushes)	1969
3.	1.44—	Mississippi State (505 yards in 350 rushes)	1940
4.	1.59—	LSU (566 yards in 366 rushes)	1970
5.	1.67—	Tennessee (385 yards in 231 rushes)	1945
	1.67—	Alabama (660 yards in 395 rushes)	1992
7.	1.71—	Alabama (550 yards in 321 rushes)	1961
8.	1.73—	Kentucky (788 yards in 455 rushes)	1949
	1.73—	Auburn (674 yards in 390 rushes)	1957
10.	1.82—	Ole Miss (741 yards in 408 rushes)	1966

### FEWEST RUSHING TOUCHDOWNS ALLOWED

#### SEASON:

1.	*0—	Tennessee	1939
	*0—	Ole Miss	1963
3.	1—	Ole Miss	1959
4.	2—	Mississippi State	1936
	2—	Ole Miss	1954
	2—	Ole Miss	1961
	2—	LSU	1970
	2—	Alabama	1979
	2—	Georgia	2019
10.	3—	Ole Miss	1962
	3—	Ole Miss	1966
	3—	Florida	1984
	3—	Auburn	1988
	3—	Tennessee	1999
	3—	Tennessee	1999
	3—	Alabama	2011
	3—	Georgia	2021

\*NCAA Record

### PASSING DEFENSE FEWEST PASSES

#### GAME:

1.	*0—	Kentucky vs. Tennessee	1952
	0—	Tennessee vs. Georgia Tech	1977
	0—	Florida vs. Georgia Southern	2013
	0—	Alabama vs. The Citadel	2018
5.	1—	Mississippi State vs. Union	1942
	1—	Tennessee vs. Mississippi State	1950
	1—	Vanderbilt vs. Tennessee	1951

#### SEASON:

1.	73—	Georgia Tech (10 games)	1957
2.	84—	Florida (9 games)	1946
3.	87—	Alabama (10 games)	1955
4.	88—	Alabama (9 games)	1938
5.	92—	Florida (10 games)	1955
6.	93—	Tulane (10 games)	1957
7.	96—	Kentucky (10 games)	1955
8.	102—	Mississippi State (9 games)	1950
9.	103—	Mississippi State (10 games)	1936
	103—	LSU (10 games)	1955



# RECORDS AND RESULTS

## FEWEST COMPLETIONS

### GAME:

Several teams with 0  
Last Team: Alabama vs. The Citadel ..... 2018

### SEASON:

1.	31—	Alabama (9 games).....	1938
	31—	Georgia Tech (10 games).....	1957
3.	33—	Tulane (10 games).....	1957
4.	35—	Kentucky (10 games).....	1955
5.	36—	Auburn (11 games).....	1936
6.	37—	Florida (10 games).....	1955
	37—	Kentucky (10 games).....	1957
8.	39—	Florida (9 games).....	1957
9.	40—	Mississippi State (10 games).....	1936
	40—	Alabama (10 games).....	1955
	40—	LSU (10 games).....	1955

## LOWEST COMPLETION PERCENTAGE

### GAME:

Several teams with 0  
Last Team: Alabama vs. The Citadel ..... 2018

### SEASON:

1.	27.1—	Auburn (36 of 133).....	1950
2.	31.9—	Ole Miss (52 of 163).....	1950
3.	32.2—	Kentucky (37 of 115).....	1957
4.	33.1—	Ole Miss (44 of 133).....	1957
5.	35.2—	Alabama (43 of 122).....	1954
6.	35.5—	Alabama (61 of 172).....	1949
	35.5—	Tulane (33 of 93).....	1957
8.	35.6—	Kentucky (48 of 135).....	1954
9.	35.7—	Florida (50 of 140).....	1950
10.	35.8—	Tulane (67 of 187).....	1949
	35.8—	Alabama (78 of 218).....	1979

## FEWEST YARDS

### GAME:

1.	-10—	Auburn vs. Alabama (1 comp.).....	1952
2.	-3—	Tennessee vs. Kentucky (1 comp.).....	1949
3.	-3—	Georgia Tech vs. South Carolina (1 comp.).....	1949
4.	-1—	Kentucky vs. LSU.....	1953
	-1—	Florida vs. Vanderbilt (1 comp.).....	1958

### SEASON:

1.	291—	Alabama (9 games).....	1945
2.	325—	Mississippi State (10 games).....	1936
3.	334—	Georgia Tech (10 games).....	1957
4.	392—	Tennessee (10 games).....	1939
5.	412—	Tulane (10 games).....	1951
6.	420—	Florida (10 games).....	1955
7.	457—	Alabama (10 games).....	1959
8.	477—	Florida (9 games).....	1957
9.	479—	Kentucky (10 games).....	1955
10.	500—	Ole Miss (10 games).....	1957

## FEWEST TOUCHDOWNS

### SEASON:

1.	*0—	Tennessee (10 games).....	1939
	0—	Florida (10 games).....	1954
2.	1—	Ole Miss (10 games).....	1956
	1—	Ole Miss (11 games).....	1957
	1—	Ole Miss (11 games).....	1959
	1—	Ole Miss (11 games).....	1961
6.	2—	Mississippi State (9 games).....	1960
	2—	Mississippi State (10 games).....	1953
	2—	Mississippi State (11 games).....	1936
9.	3—	LSU (10 games).....	1959

## INTERCEPTIONS

### GAME:

1.	9—	Georgia vs. Presbyterian (42 passes).....	1943
	9—	Auburn vs. Florida (66 passes).....	1969
3.	8—	Tennessee vs. Alabama (51 passes).....	1970
	8—	Alabama vs. Mississippi State (24 passes).....	1936

8—	LSU vs. Villanova (38 passes).....	1951	
6.	7—	Ole Miss vs. Southwestern.....	1939
	7—	Alabama vs. Auburn (24 passes).....	1965
	7—	Ole Miss vs. Houston (31 passes).....	1966
	7—	Kentucky vs. Florida (52 passes).....	1993

\*—NCAA record

### SEASON:

1.	36—	Tennessee.....	1970
2.	35—	Georgia.....	1982
3.	34—	Auburn.....	1969
4.	33—	Georgia.....	1946
5.	30—	Tennessee.....	1969
6.	29—	Kentucky.....	1949
7.	28—	Ole Miss.....	1940
	28—	Kentucky.....	1950
9.	27—	LSU.....	1984
	27—	LSU.....	1986

## INTERCEPTION RETURN YARDS

### GAME:

1.	*240—	Kentucky vs. Ole Miss (6 ints.).....	1949
2.	214—	Tennessee vs. South Carolina (5 ints.).....	1971

### SEASON:

1.	*782—	Tennessee (25 ints.).....	1971
2.	719—	Kentucky (29 ints.).....	1949

## INTERCEPTION RETURN TOUCHDOWNS

### SEASON:

1.	*7—	Tennessee.....	1971
2.	6—	Kentucky.....	1949
	6—	Mississippi State.....	1994
	6—	Alabama.....	2018
5.	5—	LSU.....	2003
	5—	Mississippi State.....	2007
	5—	Florida.....	2008
	5—	South Carolina.....	2010
9.	4—	Tennessee.....	2008
	4—	Mississippi State.....	1998
	4—	Tennessee.....	1990
	4—	LSU.....	1991
	4—	Auburn.....	1993
	4—	Auburn.....	1994
	4—	Georgia.....	2000
	4—	Mississippi State.....	2000
	4—	Arkansas.....	2000
	4—	Georgia.....	2002
	4—	Tennessee.....	2010
	4—	Kentucky.....	2014
	4—	Alabama.....	2015
	4—	Ole Miss.....	2015
	4—	Arkansas.....	2016
	4—	Florida.....	2018
	4—	Georgia.....	2021

## TOTAL DEFENSE

### FEWEST PLAYS

### GAME:

1.	24—	Ole Miss vs. South Carolina.....	1947
2.	30—	Auburn vs. Ole Miss.....	1985
3.	33—	Tennessee vs. Vanderbilt.....	1946
4.	34—	Alabama vs. Southern Miss.....	1954
5.	35—	Mississippi State vs. Howard.....	1963
6.	37—	Vanderbilt vs. Chattanooga.....	1950
	37—	Mississippi State vs. Florida.....	1956

### SEASON:

1.	368—	Tennessee.....	1945
2.	431—	Mississippi State.....	1936
3.	439—	Ole Miss.....	1963
4.	446—	Ole Miss.....	1962
5.	470—	Mississippi State.....	1950
6.	494—	Florida.....	1957
7.	495—	Auburn.....	1964
8.	506—	Auburn.....	1954

# RECORDS AND RESULTS

9.	516—	Georgia Tech	1955
10.	517—	Ole Miss	1959

## FEWEST YARDS

### GAME:

1.	-30—	Auburn vs. Tennessee	1958
2.	-4—	Alabama vs. Houston	1962
3.	0—	Ole Miss vs. Sewanee	1938
4.	1—	Kentucky vs. Citadel	1949
5.	9—	Auburn vs. Ole Miss	1985
6.	13—	Tennessee vs. Vanderbilt	1952

### SEASON:

1.	701—	Alabama (9 games)	1938
2.	1,010—	Mississippi State (10 games)	1936
3.	1,023—	Tennessee (10 games)	1939
4.	1,222—	Ole Miss (9 games)	1963
5.	1,236—	LSU (10 games)	1937

## FEWEST YARDS PER GAME

### SEASON:

1.	77.9—	Alabama (701 yards in 9 games)	1938
2.	101.0—	Mississippi State (1,010 yards in 10 games)	1936
3.	102.3—	Tennessee (1,023 yards in 10 games)	1939

## FIRST DOWNS

### FEWEST RUSHING

### GAME:

1.	0—	South Carolina vs. Kent	1995
	0—	Auburn vs. Tennessee	1958
	0—	Auburn vs. Florida	2001
	0—	LSU vs. Miami (Ohio)	2002
	0—	Florida vs. Georgia Southern	2013
	0—	LSU vs. Louisiana-Monroe	2014

### SEASON:

1.	24—	Alabama (9 games)	1938
2.	34—	LSU (10 games)	1969
3.	41—	Ole Miss (9 games)	1963
	41—	LSU (11 games)	1970
5.	43—	Auburn (10 games)	1970
6.	46—	Alabama (10 games)	1966
7.	49—	Auburn (11 games)	1988
8.	51—	Mississippi State (11 games)	1999
9.	52—	Alabama (12 games)	1992
10.	53—	Florida (10 games)	1963
	53—	Georgia (10 games)	1968
	53—	Auburn (10 games)	1969

## FEWEST PASSING

### GAME:

	0—	By several teams	
Last Team:		Alabama vs. The Citadel	2018

### SEASON:

1.	11—	Alabama (9 games)	1938
2.	23—	Ole Miss (9 games)	1963
3.	29—	Auburn (10 games)	1964
4.	33—	Mississippi State (10 games)	1963
5.	34—	Florida (10 games)	1964
6.	35—	LSU (10 games)	1964
	35—	Vanderbilt (10 games)	1965
8.	37—	Georgia Tech (10 games)	1963
9.	38—	Auburn (10 games)	1963
	38—	Vanderbilt (11 games)	1972

## FEWEST TOTAL

### GAME:

1.	0—	Auburn vs. Tennessee	1958
----	----	----------------------	------

### SEASON:

1.	35—	Alabama (9 games)	1938
2.	51—	Mississippi State (10 games)	1936
3.	55—	Tennessee (9 games)	1945

4.	68—	Mississippi State (10 games)	1940
5.	71—	Ole Miss (9 games)	1963
6.	79—	Ole Miss (9 games)	1962
7.	80—	Auburn (10 games)	1964
8.	82—	Florida (10 games)	1969
9.	94—	Tennessee (10 games)	1952
10.	99—	Alabama (10 games)	1966

## SCORING DEFENSE

### FEWEST POINTS

### SEASON:

1.	*0—	Tennessee (10 games)	1939
2.	16—	Tennessee (10 games)	1938
3.	17—	Alabama (9 games)	1933
4.	20—	Alabama (9 games)	1937
5.	21—	Ole Miss (10 games)	1959
6.	22—	Alabama (10 games)	1961
7.	25—	Mississippi State (10 games)	1936
8.	27—	LSU (10 games)	1937
9.	28—	Auburn (10 games)	1957
10.	29—	LSU (10 games)	1959

\* - NCAA Record

## FEWEST POINTS PER GAME

### SEASON:

1.	*0.0—	Tennessee (0 points in 10 games)	1939
2.	1.6—	Tennessee (16 points in 10 games)	1938
3.	1.9—	Alabama (17 points in 9 games)	1933
4.	2.1—	Ole Miss (21 points in 10 games)	1959
5.	2.2—	Alabama (20 points in 9 games)	1937
	2.2—	Alabama (22 points in 10 games)	1961
7.	2.5—	Mississippi State (25 points in 10 games)	1936
8.	2.6—	Tennessee (26 points in 10 games)	1940
9.	2.8—	Auburn (28 points in 10 games)	1957
10.	3.3—	Georgia Tech (33 points in 10 games)	1956

\* - NCAA Record

### SEASON: (Since 1975)

1.	5.3—	Alabama (58 points in 11 games)	1979
2.	6.0—	Alabama (66 points in 11 games)	1975
3.	7.2—	Auburn (79 points in 11 games)	1988
4.	8.2—	Alabama (106 points in 13 games)	2011
5.	8.7—	Alabama (96 points in 11 games)	1980
6.	8.9—	Georgia (98 points in 11 games)	1981



# RECORDS AND RESULTS

## SOUTHEASTERN CONFERENCE OVERTIME RECORDS

### ALL-TIME SEC WON-LOST RECORDS IN OVERTIME GAMES (1996-2022)

Team	1996	1997	1998	1999	2000	2001	2002	2003	2004	2005	2006	2007	2008	2009	2010	2011	2012	2013	2014	2015	2016	2017	2018	2019	2020	2021	2022	Total
Alabama	0-0	0-1	1-0	1-1	0-0	0-0	0-0	0-2	0-0	0-1	1-1	0-1	1-0	0-0	0-0	0-1	0-0	0-0	1-0	0-0	0-0	1-0	0-0	0-0	0-0	1-0	0-1	7-9
Arkansas	1-0	0-0	0-0	0-0	1-0	1-0	0-1	2-0	0-0	0-0	1-0	1-0	0-0	1-1	1-0	0-0	0-1	0-1	0-1	2-1	1-0	0-1	0-0	0-0	0-0	1-0	1-0	14-7
Auburn	0-1	0-0	0-0	0-1	1-0	1-0	1-1	0-0	0-0	0-1	0-0	1-1	0-0	1-0	1-0	0-0	1-0	0-0	0-1	1-1	0-0	0-0	0-0	0-0	0-0	0-1	1-1	9-9
Florida	0-0	0-0	0-1	0-1	0-0	0-0	1-0	0-0	0-0	1-0	0-0	0-0	0-0	0-0	1-0	0-0	0-0	0-0	1-1	1-0	0-0	0-0	0-0	0-0	0-0	0-1	0-0	5-4
Georgia	1-0	0-0	0-0	1-1	0-1	0-0	0-0	1-0	0-0	0-0	0-0	1-0	0-0	0-0	0-1	0-1	0-0	2-0	0-1	1-0	0-0	1-1	0-0	0-1	0-0	0-0	0-0	8-7
Kentucky	0-0	1-0	0-0	0-0	0-1	0-0	0-0	0-1	0-0	0-0	0-0	1-1	0-0	0-1	0-0	0-0	0-1	0-0	0-1	1-0	0-0	0-0	0-1	0-0	0-1	0-0	0-0	3-8
LSU	0-0	0-0	0-1	0-0	2-0	0-0	0-0	0-0	1-0	2-1	1-0	0-2	0-1	1-0	0-0	1-0	0-0	0-0	0-1	0-0	0-0	0-0	0-1	0-0	0-0	0-1	1-0	9-8
Ole Miss	0-0	1-0	2-1	1-1	1-0	0-1	0-0	0-0	1-0	0-0	0-2	0-0	0-0	0-0	0-1	0-0	0-0	0-1	0-0	0-1	0-0	0-0	0-1	0-0	1-0	0-0	0-0	7-9
Mississippi State	0-1	0-0	0-0	0-0	1-2	0-0	0-0	0-0	0-0	0-0	1-0	0-0	0-0	0-0	0-1	1-0	0-0	2-0	0-0	0-0	0-1	0-0	0-0	0-0	0-0	0-0	1-0	6-5
Missouri	--	--	--	--	--	--	--	--	--	--	--	--	--	--	--	--	1-0	0-1	0-0	0-0	0-0	0-0	0-0	0-0	0-0	1-1	0-1	2-3
South Carolina	0-0	0-0	0-0	0-0	0-0	0-0	0-0	0-1	0-0	0-0	0-0	0-1	0-0	0-0	0-0	0-0	0-0	1-0	1-1	0-0	0-1	0-0	0-0	1-0	0-0	0-0	0-0	3-4
Tennessee	0-0	0-0	1-0	0-0	0-1	0-0	1-0	2-0	0-0	1-0	0-0	2-0	0-1	1-0	1-1	1-0	0-1	0-1	1-0	0-1	1-1	1-0	0-0	0-1	0-0	0-1	1-0	14-9
Texas A&M	--	--	--	--	--	--	--	--	--	--	--	--	--	--	--	--	0-0	0-0	1-0	1-0	2-0	1-0	2-0	0-0	0-0	0-0	0-0	7-0
Vanderbilt	0-0	0-0	1-1	1-0	0-0	0-0	0-0	0-1	0-1	0-1	0-0	0-0	0-0	0-1	0-0	0-1	0-0	0-0	0-0	0-0	1-0	0-0	1-0	0-0	0-0	0-0	0-0	4-6
<b>SEC TOTALS</b>	<b>2-2</b>	<b>2-1</b>	<b>5-4</b>	<b>4-5</b>	<b>6-5</b>	<b>2-1</b>	<b>3-2</b>	<b>5-5</b>	<b>2-1</b>	<b>4-4</b>	<b>4-3</b>	<b>6-6</b>	<b>1-2</b>	<b>4-3</b>	<b>4-4</b>	<b>3-3</b>	<b>2-3</b>	<b>5-4</b>	<b>5-7</b>	<b>7-4</b>	<b>5-3</b>	<b>4-2</b>	<b>3-3</b>	<b>1-2</b>	<b>1-1</b>	<b>3-5</b>	<b>5-3</b>	<b>98-88</b>

## BREAKDOWN OF LENGTH OF OVERTIMES

NUMBER/OTS	GAMES	RESULTS
7	2	Arkansas 58, Ole Miss 56 (2001); Arkansas 71, Kentucky 63 (2003); Texas A&M 74, LSU 72 (2018)
6	1	Tennessee 41, Arkansas 38 (2002)
5	1	Tennessee 51, Alabama 43 (2003)
4	5	Georgia 56, Auburn 49 (1996), Tennessee 52, Kentucky 50 (2007); Missouri 51, Tennessee 48 (2012); Arkansas 54, Auburn 46 (2015); Alabama 24, Auburn 22 (2021)
3	6	Arkansas 34, Alabama 31 (2003); Arkansas 50, LSU 48 (2007); Kentucky 43, LSU 37 (2007); Michigan State 33, Georgia 30 (2011); Florida 36, Kentucky 30 (2014); Arkansas 55, Kansas 53 (2022)
2	15	Vanderbilt 36, Duke 33 (1998); Auburn 37, Syracuse 34 (2003); Florida 49, Vanderbilt 42 (2005); Arkansas 24, Alabama 23 (2006); Arkansas 38, Mississippi State 31 (2010); Jacksonville State 49, Ole Miss 48 (2010); North Carolina 30, Tennessee 27 (2010); Tennessee 32, UAB 29 (2010); South Carolina 27, Missouri 24 (2013); Georgia 41, Georgia Tech 34 (2013); Auburn 27, Jacksonville State 20 (2015); Oklahoma 31, Tennessee 24 (2015); Arkansas 41, TCU 38 (2016); Texas A&M 45, Tennessee 38 (2016); BYU 28, Mississippi State 21 (2016); Tennessee 42, Georgia Tech 41 (2017); Georgia 54, Oklahoma 48 (2017); BYU 29, Tennessee 26 (2019); South Carolina 20, Georgia 17 (2019)
1	67	Arkansas 16, Mississippi State 13 (1996); Kentucky 40, Alabama 34 (1997); Ole Miss 24, Central Florida 23 (1997); Alabama 20, Ole Miss 17 (1998); Tennessee 20, Florida 17 (1998); Ole Miss 37, LSU 31 (1998); Ole Miss 48, SMU 41 (1998); TCU 19, Vanderbilt 16 (1998); Alabama 40, Florida 39 (1999); Ole Miss 24, Auburn 17 (1999); Georgia Tech 51, Georgia 48 (1999); Vanderbilt 37, Ole Miss 34 (1999); Michigan 35, Alabama 34 (2000 Orange Bowl); Georgia 28, Purdue 25 (2000 Capital One Bowl); Arkansas 17, Mississippi State 10 (2000); Auburn 29, Georgia 26 (2000); Louisville 40, Kentucky 34 (2000); LSU 38, Tennessee 31 (2000); LSU 45, Mississippi State 38 (2000); Mississippi State 43, Texas A&M 41 (2000 Independence Bowl); Ole Miss 43, UNLV 40 (2000); Auburn 48, Louisiana Tech 41 (2001); Florida 30, Auburn 23 (2002); Tennessee 23, South Carolina 20 (2003); Georgia Tech 24, Vanderbilt 21 (2003); Georgia 34, Purdue 27 (2004 Capital One Bowl); LSU 22, Oregon State 21 (2004); Ole Miss 26, Vanderbilt 23 (1 OT) (2004); LSU 16, Alabama 13 (2005); LSU 20, Auburn 17 (2005); Tennessee 30, LSU 27 (2005); Mississippi State 16, UAB 10 (2006); Alabama 26, Ole Miss 23 (2006); LSU 23, Ole Miss 20 (2006); Georgia 26, Alabama 23 (2007); South Florida 26, Auburn 23 (2007); Tennessee 27, South Carolina 24 (2007); Alabama 27, LSU 21 (2008); UCLA 27, Tennessee 24 (2008); Arkansas 20, East Carolina 17 (2009); Auburn 38, Northwestern 35 (2009); Tennessee 30, Kentucky 24 (2009); LSU 33, Arkansas 30 (2009); Army 16, Vanderbilt 13 (2009); Auburn 27, Clemson 24 (2010); Florida 34, Georgia 31 (2010); LSU 9, Alabama 6 (2011); Mississippi State 26, Louisiana Tech 20 (2011); Tennessee 27, Vanderbilt 21 (2011); Louisiana-Monroe 34, Arkansas 31 (2012); Auburn 31, Louisiana-Monroe 28 (2012); Western Kentucky 32, Kentucky 31 (2012); Georgia 34, Tennessee 31 (2013); Mississippi State 24, Arkansas 17 (2013); Mississippi State 17, Ole Miss 10 (2013); Texas A&M 35, Arkansas 28 (2014); Tennessee 45, South Carolina 42 (2014); Alabama 20, LSU 13 (2014); South Carolina 23, Florida 20 (2014); Georgia Tech 30, Georgia 24 (2014); Wisconsin 34, Auburn 31 (2014); Texas A&M 28, Arkansas 21 (2015); Kentucky 34, Eastern Kentucky 27 (2015); Arkansas 53, Ole Miss 52 (2015); Florida 20, Florida Atlantic 14 (2015); Georgia 23, Georgia Southern 17 (2015); Texas A&M 31, UCLA 24 (2016); USF 46, South Carolina 39; Vanderbilt 31, Western Kentucky 30 (2016); Texas A&M 50, Arkansas 43 (2017); Alabama 26, Georgia 23 (2017); Texas A&M 20, Kentucky 14 (2018); Vanderbilt 36, Ole Miss 29 (2018); Missouri 24, Florida 23 (2021); Arkansas 16, LSU 13 (2021); Purdue 48, Tennessee 45 (2021); Boston College 41, Missouri 34 (2021); Tennessee 34, Pittsburgh 27 (2022); Auburn 17, Missouri 14 (2022); LSU 32, Alabama 31 (2022); Mississippi State 39, Auburn 33 (2022).

# RECORDS AND RESULTS

## ALL-TIME SEC OVERTIME GAME RESULTS 1996-2022

YEAR	GAMES	RESULTS
1996	2	Georgia 56, Auburn 49 (4); Arkansas 16, Mississippi State 13 (1).
1997	2	Kentucky 40, Alabama 34 (1); Ole Miss 24, Central Florida 23 (1).
1998	6	Alabama 20, Ole Miss 17 (1); Tennessee 20, Florida 17 (1); Ole Miss 37, LSU 31 (1); Ole Miss 48, SMU 41 (1); TCU 19, Vanderbilt 16 (2); Vanderbilt 36, Duke 33 (2).
1999	6	Alabama 40, Florida 39 (1); Ole Miss 24, Auburn 17 (1); Georgia Tech 51, Georgia 48 (1); Vanderbilt 37, Ole Miss 34 (1); Michigan 35, Alabama 34 (1); Georgia 28, Purdue 25 (1).
2000	7	Arkansas 17, Mississippi State 10 (1); Auburn 29, Georgia 26 (1); Louisville 40, Kentucky 34 (1); LSU 38, Tennessee 31 (1); LSU 45, Mississippi State 38 (1); Mississippi State 43, Texas A&M 41 (1); Ole Miss 43, UNLV 40 (1).
2001	2	Arkansas 58, Ole Miss 56 (7); Auburn 48, La. Tech 41 (1).
2002	3	Auburn 37, Syracuse 34 (2); Tennessee 41, Arkansas 38 (6); Florida 30, Auburn 23 (1).
2003	6	Arkansas 34, Alabama 31 (3); Tennessee 23, South Carolina 20 (1); Georgia Tech 24, Vanderbilt 21 (1); Arkansas 71, Kentucky 63 (7); Tennessee 51, Alabama 43 (5); Georgia 34, Purdue 27 (1).
2004	2	LSU 22, Oregon State 21 (1); Ole Miss 26, Vanderbilt 23 (1).
2005	4	LSU 16, Alabama 13 (1); LSU 20, Auburn 17 (1); Florida 49, Vanderbilt 42 (2); Tennessee 30, LSU 27 (1).
2006	4	Arkansas 24, Alabama 23 (2); Mississippi State 16, UAB 10 (1); Alabama 26, Ole Miss 23 (1); LSU 23, Ole Miss 20 (1).
2007	7	Georgia 26, Alabama 23 (1); Arkansas 50, LSU 48 (3); South Florida 26, Auburn 23 (1); Kentucky 43, LSU 37 (3); Tennessee 52, Kentucky 50 (4); Tennessee 27, South Carolina 24 (1); Auburn 23, Clemson 20 (1).
2008	2	Alabama 27, LSU 21 (1); UCLA 27, Tennessee 24 (1)
2009	5	Arkansas 20, East Carolina 17 (1); Auburn 38, Northwestern 35 (1); Tennessee 30, Kentucky 24 (1); LSU 33, Arkansas 30 (1); Army 16, Vanderbilt 13 (1).
2010	6	Arkansas 38, Mississippi State 31 (2); Auburn 27, Clemson 24 (1); Florida 34, Georgia 31 (1); Jacksonville State 49, Ole Miss 48 (2); North Carolina 30, Tennessee 27 (2); Tennessee 32, UAB 29 (2)
2011	4	LSU 9, Alabama 6 (1); Michigan State 33, Georgia 30 (3); Mississippi State 26, Louisiana Tech 20 (1); Tennessee 27, Vanderbilt 21 (1)
2012	4	Louisiana-Monroe 34, Arkansas 31 (1); Auburn 31, Louisiana-Monroe 28 (1); Western Kentucky 32, Kentucky 31 (1); Missouri 51, Tennessee 48 (4).
2013	5	Mississippi State 24, Arkansas 17 (1); Georgia 34, Tennessee 31 (1); Georgia 41, Georgia Tech 34 (2); Mississippi State 17, Ole Miss 10 (1); South Carolina 27, Missouri 24 (2).
2014	7	Florida 36, Kentucky 30 (3); Texas A&M 35, Arkansas 28 (1); Tennessee 45, South Carolina 42 (1); Alabama 20, LSU 13 (1); South Carolina 23, Florida 20 (1); Georgia Tech 30, Georgia 24 (1); Wisconsin 34, Auburn 31 (1).
2015	8	Auburn 27, Jacksonville State 20 (2); Oklahoma 31, Tennessee 24 (2); Texas A&M 28, Arkansas 21 (1); Kentucky 34, Eastern Kentucky 27 (1); Arkansas 54, Auburn 46 (4); Arkansas 53, Ole Miss 52 (1); Florida 20, Florida Atlantic 14 (1); Georgia 23, Georgia Southern 17 (1)
2016	6	Arkansas 41, TCU 38 (2); Texas A&M 31, UCLA 24 (1); Texas A&M 45, Tennessee 38 (2); USF 46, South Carolina 39 (1); BYU 28, Mississippi State 21 (2); Vanderbilt 31, Western Kentucky 30 (1)
2017	4	Tennessee 42, Georgia Tech 41 (2); Texas A&M 50, Arkansas 43 (1); Georgia 54, Oklahoma 48 (2); Alabama 26, Georgia 23 (1)
2018	3	Texas A&M 20, Kentucky 14 (1); Vanderbilt 36, Ole Miss 29 (1); Texas A&M 74, LSU 72 (7).
2019	2	BYU 29, Tennessee 26 (2); South Carolina 20, Georgia 17 (2)
2020	1	Ole Miss 42, Kentucky 41 (1)
2021	4	Boston College 41, Missouri 34 (1); Missouri 24, Florida 23 (1); Arkansas 16, LSU 13 (1); Alabama 24, Auburn 22 (4); Purdue 48, Tennessee 45 (1)
2022	5	Tennessee 34, Pittsburgh 27 (1); Auburn 17, Missouri 14 (1); LSU 32, Alabama 31 (1); Mississippi State 39, Auburn 33 (1); Arkansas 55, Kansas 53 (3)

### COMPOSITE OVERTIME RECORDS

TEAM	2022	TOTAL	PCT.
Alabama	0-1	7-9	.438
Arkansas	1-0	14-7	.667
Auburn	1-1	9-9	.500
Florida	0-0	5-4	.556
Georgia	0-0	8-7	.533
Kentucky	0-0	3-8	.273
LSU	1-0	9-8	.529
Ole Miss	0-0	7-9	.438
Mississippi State	1-0	6-5	.545
Missouri	0-1	2-3	.400
South Carolina	0-0	3-4	.429
Tennessee	1-0	14-9	.609
Texas A&M	0-0	7-0	1.000
Vanderbilt	0-0	4-6	.400
<b>TOTALS</b>	<b>5-3</b>	<b>98-88</b>	<b>.527</b>



# RECORDS AND RESULTS

## SEC 3,000-YARD CLUB



Mississippi State's Dak Prescott tallied more than 4,000 total yards in the final two years of his collegiate career.



Vanderbilt's Kurt Page was the first quarterback in SEC history to pass for more than 3,000 yards in a season. He twice led the league in total offense.

TOTAL YARDS	PLAYER AND SCHOOL	GAMES	RUSHING ATT/YARDS	PASSING ATT/YARDS	RECEIVING CGT/YARDS	YEAR	TD RSP.
6,039	Joe Burrow, LSU	15	115/368	527/5,671	1/16	2019	65
5,116	Johnny Manziel, Texas A&M	13	201/1,410	434/3,706	....	2012	47
4,873	Johnny Manziel, Texas A&M	13	144/759	429/4,114	....	2013	46
4,872	Bryce Young, Alabama	15	81/0	569/4,872	....	2021	50
4,642	Will Rogers, Mississippi State	13	62/-97	683/4,739	....	2021	36
4,542	Chad Kelly, Ole Miss	13	107/500	458/4,042	....	2015	41
4,514	Mac Jones, Alabama	13	35/14	402/4,500	....	2020	41
4,381	Dak Prescott, Mississippi State	13	160/588	477/3,793	....	2015	39
4,435	Dak Prescott, Mississippi State	13	210/986	477/3,793	2/35	2014	42
4,333	Kyle Trask, Florida	12	64/50	437/4,283	....	2020	46
4,332	Stetson Bennett, Georgia	15	57/205	454/4,127	....	2022	37
4,327	Cam Newton, Auburn	14	264/1,473	280/2,854	....	2010	50
4,181	Tim Tebow, Florida	13	210/895	350/3,286	....	2007	55
4,165	Tua Tagovailoa, Alabama	15	57/190	355/3,966	....	2018	48
4,151	Tim Couch, Kentucky	11	64/-124	553/4,275	....	1998	37
4,075	Drew Lock, Missouri	13	42/111	385/3,964	....	2017	45
3,904	Rex Grossman, Florida	11	34/8	395/3,896	....	2001	39
3,837	Blake Sims, Alabama	14	83/350	391/3,487	....	2014	35
3,827	Jared Lorenzen, Kentucky	11	76/140	554/3,687	....	2000	24
3,825	Aaron Murray, Georgia	14	59/-68	386/3,893	....	2012	39
3,809	Will Rogers, Mississippi State	13	44/-165	415/3,947	....	2022	35
3,805	Tim Tebow, Florida	14	217/910	314/2,895	....	2009	35
3,798	Nick Fitzgerald, Mississippi State	13	195/1375	361/2,423	1/9	2016	37
3,795	Ryan Mallett, Arkansas	13	44/-74	411/3,869	....	2010	36
3,793	Dak Prescott, Mississippi State	13	160/588	477/3,793	....	2015	39
3,789	Peyton Manning, Tennessee	12	49/-30	477/3,819	....	1997	39
3,777	Josh Dobbs, Tennessee	13	150/831	357/2,946	1/4	2016	40
3,759	Tim Couch, Kentucky	11	66/-125	547/3,884	....	1997	40
3,701	Bo Wallace, Ole Miss	13	131/355	437/3,346	....	2013	31
3,635	Tyler Wilson, Arkansas	13	60/-3	438/3,638	....	2011	28
3,595	Ryan Mallett, Arkansas	13	58/-29	403/3,624	....	2009	32
3,581	Kellen Mond, Texas A&M	13	149/474	416/3,107	....	2018	31
3,578	Tyler Bray, Tennessee	12	15/-34	451/3,612	....	2012	34
3,572	Eli Manning, Ole Miss	13	48/-28	441/3,600	....	2003	33
3,565	Hendon Hooker, Tennessee	11	104/430	329/3,135	....	2022	32
3,558	Hendon Hooker, Tennessee	13	167/613	303/2,945	....	2021	36
3,547	Brandon Allen, Arkansas	13	56/107	370/3,440	....	2015	31
3,543	Drew Lock, Missouri	12	52/123	434/3,399	1/21	2016	25
3,525	Danny Wuerffel, Florida	12	63/-100	360/3,625	....	1996	41
3,516	André Woodson, Kentucky	13	69/-193	518/3,709	....	2007	43
3,513	Dylan Thompson, South Carolina	13	67/-72	451/3,564	2/21	2014	31
3,499	Matthew Stafford, Georgia	13	55/40	383/3,459	....	2008	26
3,490	Erik Ainge, Tennessee	14	16/-32	519/3,522	....	2007	31
3,482	Eric Zeier, Georgia	11	59/-43	425/3,525	....	1993	25
3,457	Eric Zeier, Georgia	11	21/104	433/3,396	....	1994	26
3,419	Tim Tebow, Florida	14	176/673	298/2746	....	2008	42
3,394	Tyler Wilson, Arkansas	11	41/7	401/3387	....	2012	21
3,384	Bo Wallace, Ole Miss	13	143/390	368/2,994	1/25	2012	31
3,378	Andre' Woodson, Kentucky	13	70/-137	419/3,515	....	2006	32
3,351	Rohan Davey, LSU	12	38/4	367/3,347	....	2001	18
3,346	Nick Marshall, Auburn	13	153/798	293/2,532	2/16	2014	31
3,337	Rex Grossman, Florida	13	58/-65	503/3,402	....	2002	23
3,311	Jarrett Stidham, Auburn	14	103/153	370/3,158	....	2017	22
3,304	Austin Allen, Arkansas	13	65/-126	401/3,430	....	2016	27
3,293	Joe Burrow, LSU	13	128/399	379/2,894	....	2018	23
3,288	Jay Cutler, Vanderbilt	11	106/215	462/3,073	....	2005	22
3,281	Stephen Garcia, South Carolina	14	105/222	349/3,059	....	2010	26
3,277	Dameyune Craig, Auburn	12	96/0	403/3,277	....	1997	22
3,276	Chris Leak, Florida	12	61/79	399/3,197	....	2004	31
3,275	Eli Manning, Ole Miss	13	39/-120	481/3,401	....	2002	23
3,271	JaMarcus Russell, LSU	13	52/142	342/3,129	....	2006	29
3,261	Aaron Murray, Georgia	11	53/186	347/3,075	....	2013	33
3,260	Aaron Murray, Georgia	14	87/111	403/3,149	....	2011	37
3,249	Jake Bentley, South Carolina	12	65/78	388/3,171	....	2018	29
3,216	Aaron Murray, Georgia	13	87/167	342/3,049	....	2010	28
3,176	Shane Matthews, Florida	12	73/-29	463/3,205	....	1992	25
3,156	Peyton Manning, Tennessee	11	42/-131	380/3,287	....	1996	23
3,143	Mike Hartline, Kentucky	12	32/-35	405/3,178	....	2010	24
3,140	Shane Matthews, Florida	11	50/10	361/3,130	1/19	1991	30
3,127	David Greene, Georgia	14	69/-180	438/3,308	....	2003	14
3,125	Danny Wuerffel, Florida	11	46/-141	325/3,266	....	1995	37
3,125	Dusty Bonner, Kentucky	11	111/-141	465/3,266	....	1999	29
3,121	Stetson Bennett, Georgia	14	56/259	287/2,862	....	2021	30
3,090	Chad Kelly, Ole Miss	9	81/332	328/2,758	....	2016	24
3,079	Nick Marshall, Auburn	14	172/1,068	239/1,976	1/35	2013	26
3,056	Steve Taneyhill, South Carolina	11	66/-38	389/3,094	2/26	1995	30
3,048	Stephen Garcia, South Carolina	13	120/186	432/2,862	....	2009	21
3,034	Kurt Page, Vanderbilt	11	60/-144	493/3,178	....	1983	16
3,014	Connor Shaw, South Carolina	13	154/558	284/2,447	1/9	2013	31



# RECORDS AND RESULTS

## LONGEST PLAYS

### RUSHING TOUCHDOWNS

Yds.	Rusher	Team and Opponent	Year
99	Kelsey Finch	Tennessee vs. Florida	1977
99	Broderick Green	Arkansas vs. Eastern Michigan	2009
98	Stanley Howell	Mississippi State vs. Sou. Miss.	1979
97	Blondy Black	Mississippi State vs. Duquesne	1942
97	John Avery	Ole Miss vs. Arkansas	1997
96	Chris Anderson	Alabama vs. Temple	1991
96	Emmitt Smith	Florida vs. Mississippi State	1988
96	Derrius Guice	LSU vs. Arkansas	2016
95	Jesse Fatherree	LSU vs. Georgia	1935
95	Harry Gilmer	Alabama vs. Kentucky	1945
94	Sal Nicolo	LSU vs. Rice	1952
94	Stacey Simmons	Florida vs. Kentucky	1987
94	Jarquez Hunter	Auburn vs. Alabama State	2021

### PASSING TOUCHDOWNS

Yds.	Passer and Receiver	Team and Opponent	Year
99	Cris Collinsworth to Derrick Gaffney	Florida vs. Rice	1977
99	Dondrial Pinkins to Troy Williamson	South Carolina vs. Virginia	2003
99	A.J. McCarron to Amari Cooper	Alabama vs. Auburn	2013
98	Dondrial Pinkins to Matthew Thomas	South Carolina vs. Ole Miss	2003
98	Aaron Murray to Reggie Davis	Georgia vs. North Texas	2013
98	Austin Appleby to Tyrie Cleveland	Florida vs. LSU	2016
97	Tim Couch to Craig Yeast	Kentucky vs. Florida	1998
96	Eric Kresser to Jacquez Green	Florida vs. Northern Illinois	1995
96	Kerwin Bell to Ricky Nattiel	Florida vs. Georgia	1984
95	Johnny Manziel to Mike Evans	Texas A&M vs. Alabama	2013
94	Freddie Kitchens to Michael Vaughn	Alabama vs. Florida	1996
94	Cam Newton to Emory Blake	Auburn vs. UL Monroe	2010
94	Dylan Thompson to Damiere Byrd	South Carolina vs. UAB	2012
94	Anthony Jennings to Travin Dural	LSU vs. Sam Houston State	2014
94	Mac Jones to Jaylen Waddle	Alabama vs. UL-Lafayette	2018
94	Bryce Young to Jameson Williams	Alabama vs. Miami	2021
93	Steve Taneyhill to Monty Means	South Carolina vs. La. Tech	1995
93	Buck Belue to Lindsay Scott	Georgia vs. Florida	1980
93	Kyle Morris to Stacey Simmons	Florida vs. Montana State	1988
93	Greg Talley to Kevin Maxwell	Georgia vs. Vanderbilt	1989
93	David Greene to Tyson Browning	Georgia vs. LSU (1)	2003
93	Chris Todd to Terrell Zachery	Auburn vs. Louisiana Tech	2009

### FUMBLE-IN-AIR RETURNS

Yds.	Player	Team and Opponent	Year
100	Dexar Stanphill	Sewanee vs. Florida	1936
100	Ken Kavanaugh	LSU vs. Rice	1937
99	Damian Swann	Georgia vs. Georgia Tech	2014
98	Millard Morris	Auburn vs. LSU	1934
97	Josh Morgan	Mississippi State vs. BYU	2000
96	Darrin Miller	Tennessee vs. Iowa	1987
96	Leonard Floyd	Georgia vs. Tennessee	2015
95	Ben Hanks	Florida vs. Arkansas	1995
94	George Mathews	Georgia Tech vs. Navy	1946
94	David Ray	Vanderbilt vs. Tulane	1958
91	Gusty Yearout	Auburn vs. Florida	1966
91	Cassius Ware	Ole Miss vs. Auburn	1992

### KICKOFF RETURNS

Yds.	Returner	Team and Opponent	Year
100	Howard Bryan	Tulane vs. Georgia Tech	1933
100	Bobby Kellogg	Tulane vs. Ole Miss	1939
100	Pat Reen	Florida vs. Miami	1940
100	Lou Thomas	Tulane vs. N.Carolina	1941
100	Eddie Price	Tulane vs. Alabama	1947
100	Jim Burkett	Alabama vs. Duquesne	1949

100	Bobby Duke	Auburn vs. Mississippi State	1953
100	Jimmy Burson	Auburn vs. UT-Chatt	1960
100	Gary Martin	Alabama vs. Miami	1963
100	Ray Ogden	Alabama vs. Auburn	1964
100	Sammy Grezaffi	LSU vs. Tennessee	1967
100	George Ranager	Alabama vs. Auburn	1969
100	Vernon Studdard	Ole Miss vs. Alabama	1970
100	Willie Shelby	Alabama vs. Kentucky	1973
100	Preston Brown	Vanderbilt vs. Miss.	1977
100	Sam DeJarnette	Auburn vs. Mississippi State	1980
100	Willie Gault	Tennessee vs. Pittsburgh	1980
100	Glen Young	Mississippi State vs. LSU	1980
100	Eric Martin	LSU vs. Kentucky	1981
100	Pierre Goode	Alabama vs. Ole Miss	1988
100	Kurt Johnson	Kentucky vs. Georgia	1989
100	Jack Jackson	Florida vs. Mississippi State	1993
100	Madre Hill	Arkansas vs. LSU	1994
100	John Avery	Ole Miss vs. LSU	1996
100	John Avery	Ole Miss vs. Alabama	1997
100	Boo Williams	South Carolina vs. Vanderbilt	1997
100	Craig Yeast	Kentucky vs. Florida	1998
100	Peerless Price	Tennessee vs. Alabama	1998
100	Bo Carroll	Florida vs. LSU	1999
100	Leonard Scott	Tennessee vs. Georgia	1999
100	Deuce McAllister	Ole Miss vs. Arkansas	1999
100	Tim Carter	Auburn vs. LSU	2000
100	Derek Abney	Kentucky vs. Florida	2002
100	Fred Reid	Mississippi State vs. Memphis	2003
100	Tyrone Prothro	Alabama vs. Kentucky	2004
100	Felix Jones	Arkansas vs. Mississippi State	2005
100	Felix Jones	Arkansas vs. Ole Miss	2006
100	Keenan Burton	Kentucky vs. Louisville	2006
100	Derrick Locke	Kentucky vs. W. Kentucky	2008
100	Derrick Locke	Kentucky vs. Louisville	2009
100	Brandon Boykin	Georgia vs. Tennessee	2009
100	Brandon Boykin	Georgia vs. South Carolina	2009
100	Brandon Boykin	Georgia vs. Kentucky	2010
100	Onterio McCalebb	Auburn vs. Mississippi State	2012
100	Todd Gurley	Georgia vs. Buffalo	2012
100	Jaylen Walton	Ole Miss vs. Texas	2012
100	Jameson Lewis	Mississippi State vs. Ole Miss	2012
100	Andre Debose	Florida vs. Louisville	2012
100	Tre Mason	Auburn vs. Washington State	2013
100	Solomon Patton	Florida vs. Missouri	2013
100	Darrius Sims	Vanderbilt vs. South Carolina	2014
100	Leonard Fournette	LSU vs. Notre Dame	2014
100	Todd Gurley	Georgia vs. Clemson	2014
100	Marcus Murphy	Missouri vs. Florida	2014
100	Brandon Holloway	Mississippi State vs. Southern Miss.	2015
100	Evan Berry	Tennessee vs. Kentucky	2015
100	Evan Berry	Tennessee vs. South Carolina	2016
100	Deebo Samuel	South Carolina vs. Western Carolina	2016
100	Christian Kirk	Texas A&M vs. Arkansas	2017
100	De'Vion Warren	Arkansas vs. Auburn	2017
100	Jashaun Corbin	Texas A&M vs. Arkansas	2018
100	Jameson Williams	Alabama vs. Southern Miss	2021
100	Lideatrick Griffin	Mississippi State vs. NC State	2021
100	Xavier Legette	South Carolina vs. Texas A&M	2022

### PUNT RETURNS

Yds.	Returner	Team and Opponent	Year
100	Howard Bryan	Tulane vs. Georgia Tech	1933
100	Bert Rechichar	Tenn. vs. Wash. & Lee	1950
100	Jim Campagna	Georgia vs. Vanderbilt	1952
100	Eddie Kennison	LSU vs. Mississippi State	1994
100	Keenan Burton	Kentucky vs. Louisville	2006
99	Thomas Brown	Georgia vs. Tennessee	2006



# RECORDS AND RESULTS

98	Ray Hapes	Ole Miss vs. SW Louisiana	1935
97	Hal Griffin	Florida vs. Miami	1946
97	Dicky Lyons	Kentucky vs. Houston	1966
97	Joe Adams	Arkansas vs. Ole Miss	2010
96	Ray Hapes	Ole Miss vs. Union	1936
96	John Hovious	Ole Miss vs. Georgia	1940
96	Dustin Harris	Texas A&M vs. South Carolina St.	2012
95	Ray Hapes	Ole Miss vs. SW Louisiana	1935
95	Rab Rodgers	Ole Miss vs. Memphis State	1935
95	Bobby Freeman	Auburn vs. Georgia	1953

## LONGEST PUNTS

Yds.	Punter	Team and Opponent	Year
92	Bill Smith	Ole Miss vs. Southern Miss	1984
89	Dixie Howell	Alabama vs. Tennessee	1933
*87	Rufus Deal	Auburn vs. Georgia Tech	1939
87	O.J. Key	Tulane vs. Florida	1946
87	Spike Jones	Georgia vs. Auburn	1967
86	Donnie Jones	LSU vs. Kentucky	2002
85	Gregg Gantt	Alabama vs. Mississippi State	1971
84	Mike Patrick	Mississippi State vs. Alabama	1974
83	Dixie Howell	Alabama vs. Kentucky	1933
*83	Billy Mann	Ole Miss vs. Tennessee	1938

## LONGEST FIELD GOALS

Yds.	Kicker	Team and Opponent	Year
60	Fuad Reveiz	Tennessee vs. Georgia Tech	1982
60	Chris Perkins	Florida vs. Tulane	1984
60	Kevin Butler	Georgia vs. Clemson	1984
59	Cloyce Hinton	Ole Miss vs. Georgia	1969
59	Kevin Butler	Georgia vs. Ole Miss	1982
58	Cloyce Hinton	Ole Miss vs. Houston	1970
58	Allan Leavitt	Georgia vs. Vanderbilt	1976
58	Neil O'Donoghue	Auburn vs. Tennessee	1976
58	Brandou Coutu	Georgia vs. UL-Monroe	2005
57	Jim Gaylor	Tennessee vs. Kentucky	1977
57	Rex Robinson	Georgia vs. S. Carolina	1980
57	Rex Robinson	Georgia vs. Georgia Tech	1980
57	Kevin Butler	Georgia vs. Georgia Tech	1984
57	Van Tiffin	Alabama vs. Texas A&M	1985
57	Bryan Owen	Ole Miss vs. Tulane	1988
57	Philip Yost	Auburn vs. Western Kentucky	2003
57	Tucker McCann	Missouri at South Carolina	2018
57	Cade York	LSU vs. Florida	2020
56	John Riley	Auburn vs. Tennessee	1969
56	Brandon Coutu	Georgia vs. Kentucky	2005
56	Caleb Sturgis	Florida vs. Georgia	2009
56	Blair Walsh	Georgia vs. Coastal Carolina	2011
56	Marshall Morgan	Georgia vs. Tennessee	2013
56	Daniel Carlson	Auburn vs. Louisville	2015
56	Cade York	LSU vs. McNeese State	2021

## LONGEST INTERCEPTION RETURNS

Yds.	Player	Team and Opponent	Year
100	Ray Hapes	Ole Miss vs. Ouachita	1937
100	Bob Davis	Kentucky vs. Wash. & Lee	1937
100	Frank Broyles	Georgia Tech vs. Clemson	1944
100	Ray Martin	Tennessee vs. Louisville	1953
100	Jackie Simpson	Florida vs. Mississippi State	1955
100	Joe Brodsky	Florida vs. Mississippi State	1956
100	Charlie Britt	Georgia vs. Florida	1959
100	Louis Guy	Ole Miss vs. Tennessee	1962
100	White Graves	LSU vs. Kentucky	1964
100	Dave Hunter	Kentucky vs. West Va.	1968
100	Greg Jackson	LSU vs. Mississippi State	1988
100	Jerell Norton	Arkansas vs. North Texas	2007
100	Anthony Johnson	Mississippi State vs. Alabama	2007
100	Johnthan Banks	Mississippi State vs. Florida	2009
100	Walter McFadden	Auburn vs. Northwestern	2009
100	Craig Loston	LSU vs. Mississippi State	2012
100	Rohan Gaines	Arkansas vs. Ole Miss	2014
100	Evan Berry	Tennessee vs. Northwestern	2015
100	Minkah Fitzpatrick	Alabama vs. Arkansas	2016
100	Ronnell Perkins	Missouri vs. South Carolina	2019
100	Zakoby McClain	Auburn vs. Alabama	2019
100	Smoke Monday	Auburn vs. Tennessee	2020
100	O'Donnell Fortune	South Carolina vs. Notre Dame	2022
99	Bobby Wilson	Ole Miss vs. Florida	1948
99	Orlando Watters	Arkansas vs. LSU	1993
99	Odell Thurman	Georgia vs. Auburn	2003

## LONGEST MISSED FIELD GOAL RETURNS

Yds.	Player	Team and Opponent	Year
100	Odell Beckham, Jr. (109 unoff.)	LSU vs. UAB	2013
100	Chris Davis (109 unoff.)	Auburn vs. Alabama	2013

# HONORS & ACCOLADES

## SEC FIRST ROUND NFL DRAFT SELECTIONS 1979-2023

YEAR	SELECTION	PLAYER, COLLEGE	NFL TEAM	YEAR	SELECTION	PLAYER, COLLEGE	NFL TEAM	
2023	1	<b>Bryce Young, Alabama</b>	<b>Panthers</b>	2016	9	Leonard Floyd, Georgia	Bears	
	3	Will Anderson Jr., Alabama	Texans		11	Vernon Hargreaves III, Florida	Buccaneers	
	4	Anthony Richardson, Florida	Colts		13	Laremy Tunsil, Ole Miss	Dolphins	
	9	Jalen Carter, Georgia	Eagles		17	Keanu Neal, Florida	Falcons	
	10	Darnell Wright, Tennessee	Bears		18	Ryan Kelly, Alabama	Colts	
	12	Jahmyr Gibbs, Alabama	Lions		23	Laquon Treadwell, Ole Miss	Vikings	
	14	Broderick Jones, Georgia	Steelers		29	Robert Nkemdiche, Ole Miss	Cardinals	
	16	Emmanuel Forbes, Mississippi State	Commanders		31	Germain Imedi, Texas A&M	Seahawks	
	30	Nolan Smith, Georgia	Eagles		2015	3	Dante Fowler, Florida	Jaguars
	2022	1	<b>Travon Walker, Georgia</b>			<b>Jaguars</b>	4	Amari Cooper, Alabama
3		Derek Stingley Jr., LSU	Texans	10		Todd Gurley, Georgia	Rams	
7		Evan Neal, Alabama	Giants	21		Cedric Ogbuehi, Texas A&M	Bengals	
9		Charles Cross, Mississippi State	Seahawks	22		Bud Dupree, Kentucky	Steelers	
12		Jameson Williams, Alabama	Lions	23		Shane Ray, Missouri	Broncos	
13		Jordan Davis, Georgia	Eagles	24		D.J. Humphries, Florida	Cardinals	
15		Kenyon Green, Texas A&M	Texans	2014	1	<b>Jadeveon Clowney, South Carolina</b>	<b>Texans</b>	
18		Treyton Burks, Arkansas	Eagles		2	Greg Robinson, Auburn	Rams	
22		Quay Walker, Georgia	Packers		6	Jake Matthews, Texas A&M	Falcons	
23		Kaiir Elam, Florida	Bills		7	Mike Evans, Texas A&M	Buccaneers	
28	Devonte Wyatt, Georgia	Packers	12		Odell Beckham, Jr., LSU	Giants		
32	Lewis Cine, Georgia	Vikings	17		C.J. Mosley, Alabama	Ravens		
2021	4	Kyle Pitts, Florida	Falcons		19	Ja'Wuan James, Tennessee	Dolphins	
	5	Ja'Marr Chase, LSU	Bengals		21	Ha Ha Clinton-Dix, Alabama	Packers	
	6	Jaylen Waddle, Alabama	Dolphins		22	Johnny Manziel, Texas A&M	Browns	
	8	Jaycee Horn, South Carolina	Panthers		23	Dee Ford, Auburn	Chiefs	
	9	Patrick Surtain II, Alabama	Broncos	29	Dominique Easley, Florida	Patriots		
	10	DeVonta Smith, Alabama	Eagles	2013	2	Luke Joekeel, Texas A&M	Jaguars	
	15	Mac Jones, Alabama	Patriots		6	Barkevious Mingo, LSU	Browns	
	17	Alex Leatherwood, Alabama	Raiders		9	Dee Milliner, Alabama	Jets	
	19	Jamin Davis, Kentucky	Washington		10	Chance Warmack, Alabama	Titans	
	20	Kadarius Toney, Florida	Giants		11	DJ Fluker, Alabama	Chargers	
24	Najee Harris, Alabama	Steelers	13		Sheldon Richardson, Missouri	Jets		
29	Eric Stokes, Georgia	Packers	17		Jarvis Jones, Georgia	Steelers		
2020	1	<b>Joe Burrow, LSU</b>	<b>Bengals</b>		18	Eric Reid, LSU	49ers	
	4	Andrew Thomas, Georgia	Giants		23	Sharrif Floyd, Florida	Vikings	
	5	Tua Tagovailoa, Alabama	Dolphins		29	Cordarrelle Patterson, Tennessee	Vikings	
	7	Derrick Brown, Auburn	Panthers	30	Alec Ogletree, Georgia	Rams		
	9	CJ Henderson, Florida	Jaguars	32	Matt Elam, Florida	Ravens		
	10	Jedrick Willis Jr., Alabama	Browns	2012	3	Trent Richardson, Alabama	Browns	
	12	Henry Ruggs III, Alabama	Raiders		6	Morris Claiborne, LSU	Cowboys	
	14	Javon Kinlaw, South Carolina	49ers		7	Mark Barron, Alabama	Buccaneers	
	15	Jerry Jeudy, Alabama	Broncos		10	Stephon Gilmore, South Carolina	Bills	
	20	K'Lavon Chaisson, LSU	Jaguars		12	Fletcher Cox, Mississippi State	Eagles	
22	Justin Jefferson, LSU	Vikings	14		Michael Brockers, LSU	Rams		
28	Patrick Queen, LSU	Ravens	17		Dre Kirkpatrick, Alabama	Bengals		
29	Isaiah Wilson, Georgia	Titans	18		Melvin Ingram, South Carolina	Chargers		
30	Noah Igbinoghene, Auburn	Dolphins	25		Dont'a Hightower, Alabama	Patriots		
32	Clyde Edwards-Helaire, LSU	Chiefs	2011		1	<b>Cam Newton, Auburn</b>	<b>Panthers</b>	
2019	3	Quinnen Williams, Alabama		Jets	3	Marcell Dareus, Alabama	Bills	
	5	Devin White, LSU		Buccaneers	4	A.J. Green, Georgia	Bengals	
	7	Josh Allen, Kentucky		Jaguars	5	Patrick Peterson, LSU	Cardinals	
	11	Jonah Williams, Alabama		Bengals	6	Julio Jones, Alabama	Falcons	
	19	Jeffery Simmons, Mississippi State		Titans	13	Nick Fairley, Auburn	Lions	
	24	Josh Jacobs, Alabama		Raiders	15	Mike Pouncey, Florida	Dolphins	
	26	Montez Sweat, Mississippi State		Redskins	25	James Carpenter, Alabama	Seahawks	
	27	Johnathan Abram, Mississippi State		Raiders	28	Mark Ingram, Alabama	Saints	
	30	Deandre Baker, Georgia		Giants	32	Derek Sherrod, Mississippi State	Packers	
	2018	8	Roquan Smith, Georgia	Bears	2010	5	Eric Berry, Tennessee	Chiefs
11		Minkah Fitzpatrick, Alabama	Dolphins	7		Joe Haden, Florida	Browns	
13		Da'Ron Payne, Alabama	Redskins	8		Rolando McClain, Alabama	Raiders	
20		Frank Ragnow, Arkansas	Lions	18		Maurkice Pouncey, Florida	Steelers	
22		Rashaan Evans, Alabama	Titans	20		Kareem Jackson, Alabama	Texans	
23		Isaiah Wynn, Georgia	Patriots	25		Tim Tebow, Florida	Broncos	
25		Hayden Hurst, South Carolina	Ravens	26		Dan Williams, Tennessee	Cardinals	
26		Calvin Ridley, Alabama	Falcons	2009		1	<b>Matthew Stafford, Georgia</b>	<b>Lions</b>
29		Taven Bryan, Florida	Jaguars			3	Tyson Jackson, LSU	Chiefs
31		Sony Michel, Georgia	Patriots			6	Andre Smith, Alabama	Bengals
2017	1	<b>Myles Garrett, Texas A&amp;M</b>	<b>Browns</b>		12	Knowshon Moreno, Georgia	Broncos	
	4	Leonard Fournette, LSU	Jaguars		18	Robert Ayers, Tennessee	Broncos	
	6	Jamal Adams, LSU	Jets		22	Percy Harvin, Florida	Vikings	
	14	Derek Barnett, Tennessee	Eagles		23	Michael Oher, Ole Miss	Ravens	
	16	Marlon Humphrey, Alabama	Ravens	24	Peria Jerry, Ole Miss	Falcons		
	17	Jonathan Allen, Alabama	Redskins	2008	4	Darren McFadden, Arkansas	Raiders	
	19	O.J. Howard, Alabama	Buccaneers		5	Glenn Dorsey, LSU	Chiefs	
	21	Jarrad Davis, Florida	Lions		8	Derrick Harvey, Florida	Jaguars	
	22	Charles Harris, Missouri	Dolphins		10	Jerod Mayo, Tennessee	Patriots	
	23	Evan Engram, Ole Miss	Giants		14	Chris Williams, Vanderbilt	Bears	
27	Tre'Davious White, LSU	Bills	22		Felix Jones, Arkansas	Cowboys		
31	Reuben Foster, Alabama	49ers						



# HONORS & ACCOLADES

YEAR	SELECTION	PLAYER, COLLEGE	NFL TEAM	
2007	1	<b>JaMarcus Russell, QB, LSU</b>	<b>Raiders</b>	
	6	LaRon Landry, S, LSU	Redskins	
	8	Jamaal Anderson, DE, Arkansas	Falcons	
	11	Patrick Willis, LB, Ole Miss	49ers	
	16	Justin Harrell, DT, Tennessee	Packers	
	17	Jarvis Moss, DE, Florida	Broncos	
	21	Reggie Nelson, S, Florida	Jaguars	
	23	Dwayne Bowe, WR, LSU	Chiefs	
	27	Robert Meachem, WR, Tennessee	Saints	
	29	Ben Grubbs, OG, Auburn	Ravens	
30	Craig Davis, WR, LSU	Chargers		
2006	11	Jay Cutler, QB, Vanderbilt	Broncos	
	16	Jason Allen, DB, Tennessee	Dolphins	
	24	Johnathan Joseph, DB, South Carolina	Bengals	
	30	Joseph Addai, RB, LSU	Colts	
2005	2	Ronnie Brown, RB, Auburn	Dolphins	
	5	Carnell Williams, RB, Auburn	Buccaneers	
	7	Troy Williamson, WR, South Carolina	Vikings	
	9	Carlos Rogers, CB, Auburn	Redskins	
	14	Thomas Davis, S, Georgia	Panthers	
	17	David Pollack, DE, Georgia	Bengals	
	20	Marcus Spears, DE, LSU	Cowboys	
	21	Matt Jones, WR, Arkansas	Jaguars	
	25	Jason Campbell, QB, Auburn	Redskins	
	26	Chris Spencer, C, Ole Miss	Seahawks	
2004	1	<b>Eli Manning, QB, Ole Miss</b>	<b>Chargers</b>	
	10	Dunta Robinson, DB, South Carolina	Texans	
	15	Michael Clayton, WR, LSU	Buccaneers	
	16	Shawn Andrews, OT, Arkansas	Eagles	
	25	Ahmad Carroll, DB, Arkansas	Packers	
	32	Ben Watson, TE, Georgia	Patriots	
2003	4	Dewayne Robertson, DT, Kentucky	Jets	
	6	Johnathan Sullivan, DT, Georgia	Saints	
	20	George Foster, OT, Georgia	Broncos	
	22	Rex Grossman, QB, Florida	Bears	
2002	9	John Henderson, DT, Tennessee	Jaguars	
	13	Donte Stallworth, WR, Tennessee	Saints	
	15	Albert Haynesworth, DT, Tennessee	Titans	
	25	Charles Grant, DE, Georgia	Saints	
	26	Lito Sheppard, DB, Florida	Eagles	
	30	Kendall Simmons, OG, Auburn	Steelers	
2001	3	Gerard Warren, DT, Florida	Browns	
	6	Richard Seymour, DT, Georgia	Patriots	
	13	Marcus Stroud, DT, Georgia	Jaguars	
	14	Kenyatta Walker, OT, Florida	Buccaneers	
	23	Deuce McAllister, RB, Ole Miss	Saints	
2000	3	Chris Samuels, OT, Alabama	Redskins	
	5	Jamal Lewis, RB, Tennessee	Ravens	
	10	Travis Taylor, WR, Florida	Ravens	
	12	Shaun Ellis, DE, Tennessee	Jets	
	13	John Abraham, LB, South Carolina	Jets	
	19	Shaun Alexander, RB, Alabama	Seahawks	
1999	1	<b>Tim Couch, QB, Kentucky</b>	<b>Browns</b>	
	7	Champ Bailey, DB, Georgia	Redskins	
	15	Anthony McFarland, DT, LSU	Buccaneers	
	16	Jevon Kearse, LB, Florida	Oilers	
	18	Matt Stinchcomb, OT, Georgia	Raiders	
	24	Reggie McGrew, DT, Florida	49ers	
	26	Fernando Bryant, DB, Alabama	Jaguars	
	31	Al Wilson, LB, Tennessee	Broncos	
	1998	1	<b>Peyton Manning, QB, Tennessee</b>	<b>Colts</b>
		9	Fred Taylor, RB, Florida	Jaguars
13		Takeo Spikes, LB, Auburn	Bengals	
18		Robert Edwards, RB, Georgia	Patriots	
20		Terry Fair, DB, Tennessee	Lions	
23		Mo Collins, OT, Florida	Raiders	
26		Alan Faneca, OG, LSU	Steelers	
27		Victor Riley, OT, Auburn	Chiefs	
29		John Avery, RB, Ole Miss	Dolphins	
30		Marcus Nash, WR, Tennessee	Broncos	
1997	7	Ike Hilliard, WR, Florida	Giants	
	16	Reidel Anthony, WR, Florida	Buccaneers	
	20	Dwayne Rudd, LB, Alabama	Vikings	
	22	David LaFleur, TE, LSU	Cowboys	
1996	10	Willie Anderson, OT, Auburn	Bengals	
	13	Walt Harris, DB, Mississippi State	Bears	
	18	Eddie Kennison, WR, LSU	Rams	
	24	Eric Moulds, WR, Mississippi State	Bills	

YEAR	SELECTION	PLAYER, COLLEGE	NFL TEAM
1995	6	Kevin Carter, DE, Florida	Rams
	15	Ellis Johnson, DT, Florida	Colts
	19	James Stewart, RB, Tennessee	Jaguars
1994	3	Heath Shuler, QB, Tennessee	Redskins
	9	Antonio Langham, DB, Alabama	Browns
	14	Bernard Williams, OT, Georgia	Eagles
	15	Wayne Gandy, OT, Auburn	Rams
	20	Tim Bowens, DT, Ole Miss	Dolphins
	26	Henry Ford, DE, Arkansas	Oilers
1993	3	Garrison Hearst, RB, Georgia	Cardinals
	5	John Copeland, DE, Alabama	Bengals
	6	Eric Curry, DE, Alabama	Buccaneers
	18	Earnest Dye, OT, South Carolina	Cardinals
	27	Todd Kelly, DE, Tennessee	49ers
29	George Teague, DB, Alabama	Packers	
1992	20	Dale Carter, DB, Tennessee	Chiefs
	23	Chris Mims, DE, Tennessee	Chargers
1991	7	Charles McRae, T, Tennessee	Buccaneers
	8	Antone Davis, T, Tennessee	Eagles
	12	Alvin Harper, WR, Tennessee	Cowboys
	15	Huey Richardson, LB, Florida	Steelers
	20	Kelvin Pritchett, DT, Ole Miss	Cowboys
	21	Harvey Williams, RB, LSU	Chiefs
1990	4	Keith McCants, LB, Alabama	Buccaneers
	17	Emmitt Smith, RB, Florida	Cowboys
	18	Tony Bennett, LB, Ole Miss	Packers
	22	Ben Smith, DB, Georgia	Eagles
	24	Rodney Hampton, RB, Georgia	Giants
1989	4	Derrick Thomas, LB, Alabama	Chiefs
	7	Tim Worley, RB, Georgia	Steelers
	10	Eric Hill, LB, LSU	Cardinals
	12	Trace Armstrong, DE, Florida	Bears
	23	David Williams, OT, Florida	Oilers
	25	Louis Oliver, DB, Florida	Dolphins
28	Keith DeLong, LB, Tennessee	49ers	
1988	1	<b>Aundray Bruce, LB, Auburn</b>	<b>Falcons</b>
	9	Terry McDaniel, DB, Tennessee	Raiders
	15	Anthony Miller, WR, Tennessee	Chargers
	21	Clifford Charlton, LB, Florida	Browns
	27	Wendell Davis, WR, LSU	Bears
	1987	2	Cornelius Bennett, LB, Alabama
4		Brent Fullwood, RB, Auburn	Packers
27		Ricky Nattiel, WR, Florida	Broncos
1986	1	<b>Bo Jackson, RB, Auburn</b>	<b>Buccaneers</b>
	4	Jon Hand, DE, Alabama	Colts
	14	Gerald Robinson, DE, Auburn	Vikings
	15	John L. Williams, RB, Florida	Seahawks
	20	Will Wolford, T, Vanderbilt	Bills
	21	Tim McGee, WR, Tennessee	Bengals
	27	Neal Anderson, RB, Florida	Bears
1985	6	Lomas Brown, OT, Florida	Lions
	18	Freddie Joe Nunn, DE, Ole Miss	Cardinals
	19	George Adams, RB, Kentucky	Giants
	24	Alvin Toles, LB, Tennessee	Saints
	25	Emanuel King, DE, Alabama	Bengals
	27	Lorenzo Hampton, RB, Florida	Dolphins
1984	8	Leonard Coleman, DB, Vanderbilt	Colts
	11	Wilbur Marshall, LB, Florida	Bears
	17	Clyde Duncan, WR, Tennessee	Cardinals
1983	8	Michael Haddix, RB, Mississippi State	Eagles
	13	James Jones, RB, Florida	Lions
	16	Mike Pitts, DE, Alabama	Falcons
	18	Willie Gault, WR, Tennessee	Bears
1982	2	Johnnie Cooks, LB, Mississippi State	Colts
	11	Anthony Hancock, WR, Tennessee	Chiefs
	13	Lindsay Scott, WR, Georgia	Saints
1981	5	E.J. Junior, LB, Alabama	Cardinals
	24	James Brooks, RB, Auburn	Chargers
1980	14	Roland James, DB, Tennessee	Patriots
	21	Don McNeal, DB, Alabama	Dolphins
1979	6	Barry Krauss, LB, Alabama	Colts
	12	Charles Alexander, RB, LSU	Bengals
	14	Marty Lyons, DE, Alabama	Jets
	27	Robert Shaw, C, Tennessee	Cowboys

\* - Does not include supplemental drafts. For SEC first-round draft selections prior to 1979, please go to the football link under [www.secsports.com](http://www.secsports.com).

# HONORS & ACCOLADES

## NATIONAL FOOTBALL FOUNDATION HALL OF FAME

### PLAYERS

#### ALABAMA

- \* QB A.T.S. (Pooley) Hubert, '25
- \* HB Johnny Mack Brown, '25
- \* Tackle Fred Sington, '30
- \* FB Johnny Cain, '33
- End Don Hutson, '34
- TB Millard (Dixie) Howell, '34
- QB Riley Smith, '35
- Tackle Don Whitmire, '44
- HB Harry Gilmer, '48
- Center Vaughn Mancha, '47
- Center Lee Roy Jordan, '62
- Tackle Billy Neighbors, '62
- HB Johnny Musso, '71
- Guard John Hannah, '72
- Center Sylvester Croom, '74
- LB Woodrow Lowe, '75
- End Ozzie Newsome, '77
- DT Marty Lyons, '78
- DE E.J. Junior, '80
- LB Cornelius Bennett, '86
- LB Derrick Thomas, '88

#### ARKANSAS

- End Wear K. Schoonover, '29
- HB Clyde Scott, '48
- G/LB Wayne Harris, '60
- HB Lance Alworth, '61
- C Ronnie Caveness, '64
- OL Loyd Phillips, '66
- End Chuck Dicus, '70
- DE Billy Ray Smith, '82
- RB Darren McFadden, '07

#### AUBURN

- \* HB Jimmy Hitchcock, '32
- Center Walter Gilbert, '36
- FB Ed Dyas, '60
- Back Tucker Frederickson, '64
- QB Pat Sullivan, '72
- RB Bo Jackson, '85
- WR Terry Beasley, '71
- DT Tracy Rocker, '88

#### FLORIDA

- \* End Dale Van Sickel, '28
- QB Steve Spurrier, '66
- DL Jack Youngblood, '70
- WR Carlos Alvarez, '71
- SE Wes Chandler, '77
- LB Wilber Marshall, '83
- OT Lomas Brown, '84
- RB Emmitt Smith, '89
- QB Danny Wuerffel, '96
- QB Tim Tebow, '09

#### GEORGIA

- \* HB Robert McWhorter, '13
- End Vernon "Catfish" Smith, '31
- FB Bill Hartman, '38
- HB Frank Sinkwich, '42
- HB Charles Trippi, '46
- QB John Rauch, '49
- QB Fran Tarkenton, '60
- DB Jake Scott, '68
- DT Bill Stanfill, '68
- CB/KR Scott Woerner, '80
- RB Herschel Walker, '82
- DB Terry Hoage, '83
- PK Kevin Butler, '84
- DB Champ Bailey, '98
- OT Matt Stinchcomb, '98
- DE David Pollack, '04

#### KENTUCKY

- DB/RB/End Jerry Claiborne, '49
- Tackle Bob Gain, '50
- QB Vito "Babe" Parilli, '51
- OL/DL Steve Meilinger, '53
- OL Lou Michaels, '57
- DE Art Still, '77

#### LSU

- \* QB G.E. (Doc) Fenton, '09
- QB Abe Mickal, '35
- End Gaynell Tinsley, '36
- End Ken Kavanaugh, '39
- HB Billy Cannon, '59

- HB Jerry Stovall, '62
- DB Tommy Casanova, '71
- QB Bert "The Ruston Rifle" Jones, '72
- TB Charles Alexander, '78
- AP/RB Kevin Faulk, '98
- DT Glenn Dorsey, '07

#### OLE MISS

- Tackle Frank (Bruiser) Kinard, '38
- HB Parker Hall, '39
- HB Doug Kenna, '41
- TB Charlie Conerly, '47
- End Barney Poole, '48
- FB Charlie Flowers, '59
- QB Jake Gibbs, '60
- QB Archie Manning, '71
- TE Wesley Walls, '88
- LB Patrick Willis, '06

#### MISSISSIPPI STATE

- Back Jackie Parker, '53
- LB D.D. Lewis, '67

#### MISSOURI

- QB Paul Christman, '40^
- HB Bob Steuber, '42^
- T Ed "Brick" Travis, '20^
- C Darold Jenkins, '41^
- HB Johnny Roland, '65^
- TE Kellen Winslow, '78^
- DB Roger Wehrli, '68^
- WR/KR Jeremy Maclin, '08

#### SOUTH CAROLINA

- RB George Rogers, '80
- WR Sterling Sharpe, '87

#### TENNESSEE

- \* Guard Nate Dougherty, '09
- \* HB Eugene McEver, '31
- \* QB Robert Lee Dodd, '30
- \* Guard Herman Hickman, '31
- HB Beattie Feathers, '33

- End Bowden Wyatt, '38
- HB George Cafego, '39
- Guard Robert Suffridge, '40
- Guard Edward Molinski, '40
- HB Hank Lauricella, '52
- End Doug Atkins, '52
- Guard John Michels, '52
- Back Johnny Majors, '57
- Guard Steve DeLong, '65
- Center Bob Johnson, '68
- LB Steve Kiner, '69
- LB Frank Emanuel, '65
- OG Chip Kell, '70
- DT Reggie White, '83
- QB Peyton Manning, '97
- LB Al Wilson, '98
- DB Eric Berry, '09

#### TEXAS A&M

- FB John Kimbrough, '40^
- G Joe Routt, '37^
- HB Joel Hunt, '27^
- HB Joe Uday, 1907^
- HB John David Crow, '57^
- T Charlie Krueger, '57^
- FB Jack Pardee, '56^
- DB Dave Elmendorf, '79^
- DL Ray Childress, '84^
- LB Dat Nguyen, '98
- DL Jacob Green, '79

#### VANDERBILT

- \* FB John J. Tigert, '04
- \* Tackle Josh Cody, '20
- \* End Lynn Bomar, '24
- \* QB William Spears, '27
- Center Carl Hinkle, '37

^ Inducted before school joined the SEC

### COACHES

#### Name and Alma Mater

#### School(s)

- Bill Alexander (Georgia Tech) . . . . . Georgia Tech
- \* Charles Bachman (Florida) . . . . . Florida, DePauw, Northwestern, Kansas, Michigan State
- Madison Bell . . . . . Texas A&M
- \* Dana X. Bible (Carson-Newman) . . . . . LSU, Texas A&M
- \* Bernie Bierman (Minnesota) . . . . . Mississippi State, Tulane
- Frank Broyles (Georgia Tech) . . . . . Missouri, Arkansas
- Paul (Bear) Bryant (Alabama) . . . . . Kentucky, Alabama, Texas A&M
- Wally Butts (Mercer) . . . . . Georgia
- Bobby Dodd (Tennessee) . . . . . Georgia Tech
- Jerry Claiborne (Kentucky) . . . . . Kentucky
- Dan Devine . . . . . Missouri
- Doug Dickey (Florida) . . . . . Tennessee, Florida
- \* Mike Donahue (Yale) . . . . . Auburn, LSU
- Vince Dooley (Auburn) . . . . . Georgia
- Pat Dye (Georgia) . . . . . Auburn
- Bill Edwards (Wittenberg) . . . . . Vanderbilt
- Don Faurot . . . . . Missouri
- Danny Ford (Alabama) . . . . . Clemson, Arkansas
- Phillip Fulmer (Tennessee) . . . . . Tennessee
- Ray Graves (Tennessee) . . . . . Florida
- \* John Heisman (Penn) . . . . . Auburn, Georgia Tech
- Lou Holtz (Kent State) . . . . . Arkansas, Georgia Tech
- Frank Howard (Clemson) . . . . . Alabama
- Morley Jennings (Mississippi State) . . . . . Baylor
- L.M. (Biff) Jones . . . . . LSU

#### Name and Alma Mater

#### School(s)

- Ralph (Shug) Jordan (Auburn) . . . . . Auburn
- Charlie McCleendon (Kentucky) . . . . . LSU
- Dan McGugin (Michigan) . . . . . Vanderbilt
- Allyn McKee (Tennessee) . . . . . Mississippi State
- Bernie Moore (Carson-Newman) . . . . . LSU
- \* Ray Morrison (Vanderbilt) . . . . . SMU, Vanderbilt, Temple
- Jess Neely (Vanderbilt) . . . . . Southwestern, Clemson, Rice
- R.R. Neyland (Army) . . . . . Tennessee
- Homer Norton . . . . . Texas A&M
- James Phelan . . . . . Missouri
- Gary Pinkel (Kent State) . . . . . Missouri
- Bill Roper . . . . . Missouri
- Mark Richt (Miami) . . . . . Georgia
- Darrell Royal (Oklahoma) . . . . . Mississippi State
- Henry "Red" Sanders (Vanderbilt) . . . . . Vanderbilt
- \* Clark Shaughnessy (Minnesota) . . . . . Tulane
- Francis Schmidt . . . . . Tulsa, Arkansas, TCU, Ohio State, Idaho
- R.C. Slocum . . . . . Texas A&M
- Steve Spurrier (Florida) . . . . . Duke, Florida, South Carolina
- Gene Stallings (Texas A&M) . . . . . Texas A&M/Alabama
- Frank Thomas (Notre Dame) . . . . . Alabama
- Thad (Pie) Vann (Ole Miss) . . . . . Southern Miss
- John Vaught (TCU) . . . . . Ole Miss
- \* Wallace Wade (Brown) . . . . . Alabama
- G.S. (Pop) Warner (Cornell) . . . . . Georgia
- Bowden Wyatt (Tennessee) . . . . . Arkansas/Tennessee

\* Participated before SEC was organized.



# HONORS & ACCOLADES

## AWARD WINNERS

### HEISMAN TROPHY

*Presented to the nation's outstanding college football player by Downtown Athletic Club of New York.*

- 1942 HB - Frank Sinkwich, Georgia
- 1959 HB - Billy Cannon, LSU
- 1966 QB - Steve Spurrier, Florida
- 1971 QB - Pat Sullivan, Auburn
- 1982 RB - Herschel Walker, Georgia
- 1985 RB - Bo Jackson, Auburn
- 1996 QB - Danny Wuerffel, Florida
- 2007 QB - Tim Tebow, Florida
- 2009 RB - Mark Ingram, Alabama
- 2010 QB - Cam Newton, Auburn
- 2012 QB - Johnny Manziel, Texas A&M
- 2015 RB - Derrick Henry, Alabama
- 2019 QB - Joe Burrow, LSU
- 2020 WR - DeVonta Smith, Alabama
- 2021 QB - Bryce Young, Alabama

### MAXWELL AWARD

*Presented to the nation's outstanding college football player by the Maxwell Football Club of Philadelphia*

- 1946 HB - Charley Trippi, Georgia
- 1982 RB - Herschel Walker, Georgia
- 1996 QB - Danny Wuerffel, Florida
- 1997 QB - Peyton Manning, Tennessee
- 2003 QB - Eli Manning, Ole Miss
- 2007 QB - Tim Tebow, Florida
- 2008 QB - Tim Tebow, Florida
- 2010 QB - Cam Newton, Auburn
- 2013 QB - AJ McCarron, Alabama
- 2015 RB - Derrick Henry, Alabama
- 2018 QB - Tua Tagovailoa, Alabama
- 2019 QB - Joe Burrow, LSU
- 2020 WR - DeVonta Smith, Alabama
- 2021 QB - Bryce Young, Alabama

### OUTLAND TROPHY

*Honoring the outstanding interior lineman in the United States, selected by the Football Writers Association of America.*

- 1950 T - Bob Gain, Kentucky
- 1958 G - Zeke Smith, Auburn
- 1964 T - Steve DeLong, Tennessee
- 1968 T - Bill Stanfill, Georgia
- 1988 DT - Tracy Rocker, Auburn
- 1999 OT - Chris Samuels, Alabama
- 2000 DT - \*John Henderson, Tennessee
- 2007 DT - Glenn Dorsey, LSU
- 2008 OT - \*Andre Smith, Alabama
- 2011 OT - \*Barrett Jones, Alabama
- 2012 OT - Luke Joeckel, Texas A&M
- 2016 DT - Jonathan Allen, Alabama
- 2018 NG - Quinnen Williams, Alabama
- 2020 OT - Alex Leatherwood, Alabama
- 2022 DL - Jordan Davis, Georgia

### MANNING AWARD

*Honoring the outstanding college quarterback.*

- 2006 JaMarcus Russell, LSU
- 2010 Cam Newton, Auburn
- 2012 Johnny Manziel, Texas A&M
- 2019 Joe Burrow, LSU
- 2021 Bryce Young, Alabama
- 2022 Stetson Bennett, Georgia

### JIM THORPE AWARD

*First presented in 1986 to honor the nation's best defensive back by the Jim Thorpe Athletic Club of Oklahoma City.*

- 1993 Antonio Langham, Alabama
- 1996 Lawrence Wright, Florida
- 2004 Carlos Rogers, Auburn
- 2009 Eric Berry, Tennessee
- 2010 Patrick Peterson, LSU
- 2011 Morris Claiborne, LSU
- 2012 Johnthan Banks, Mississippi State
- 2017 Minkah Fitzpatrick, Alabama
- 2018 Deandre Baker, Georgia
- 2019 Grant Delpit, LSU

### FRED BILETNIKOFF AWARD

*Honoring the outstanding college wide receiver, presented by FWAA.*

- 2001 Josh Reed, LSU
- 2014 Amari Cooper, Alabama
- 2018 Jerry Jeudy, Alabama
- 2019 Ja'Marr Chase, LSU
- 2020 DeVonta Smith, Alabama

### VINCE LOMBARDI/ROTARY AWARD

*Honoring the outstanding college lineman of the year, sponsored by the Rotary Club of Houston.*

- 1986 LB - Cornelius Bennett, Alabama
- 1988 DT - Tracy Rocker, Auburn
- 2004 DE - David Pollack, Georgia
- 2007 DT - Glenn Dorsey, LSU
- 2010 DT - Nick Fairley, Auburn
- 2016 DT - Jonathan Allen, Alabama
- 2019 QB - Joe Burrow, LSU
- 2022 LB - Will Anderson, Alabama

### BUTKUS AWARD

*Emblematic of the top collegiate linebacker, established by the Downtown Athletic Club of Orlando.*

- 1988 Derrick Thomas, Alabama
- 2006 Patrick Willis, Ole Miss
- 2009 Rolando McClain, Alabama
- 2013 C.J. Mosley, Alabama
- 2016 Reuben Foster, Alabama
- 2017 Roquan Smith, Georgia
- 2018 Devin White, LSU
- 2021 Nakobe Dean, Georgia

### RAY GUY AWARD

*Recognizes the nation's top punter, presented by the Greater Augusta Sports Council.*

- 2009 Drew Butler, Georgia
- 2010 Chas Henry, Florida
- 2018 Braden Mann, Texas A&M
- 2019 Max Duffy, Kentucky

### LOU GROZA AWARD

*Presented for the first time in 1992 to honor the nation's top collegiate place-kicker. Sponsored by the Palm Beach County Sports Authority in conjunction with the Orange Bowl Committee.*

- 1993 Judd Davis, Florida
- 2003 Jonathan Nichols, Ole Miss
- 2019 Rodrigo Blankenship, Georgia

### DAVEY O'BRIEN AWARD

*Presented to the nation's best quarterback by the FWAA.*

- 1995 Danny Wuerffel, Florida
- 1996 Danny Wuerffel, Florida
- 1997 Peyton Manning, Tennessee
- 2007 Tim Tebow, Florida
- 2010 Cam Newton, Auburn
- 2012 Johnny Manziel, Texas A&M
- 2019 Joe Burrow, LSU
- 2020 Mac Jones, Alabama
- 2021 Bryce Young, Alabama

### BRONKO NAGURSKI AWARD

*Selected by the FWAA and the Charlotte, N.C., Touchdown Club and given to the nation's top defensive player.*

- 1998 Champ Bailey, Georgia
- 2007 Glenn Dorsey, LSU
- 2016 Jonathan Allen, Alabama
- 2018 Josh Allen, Kentucky
- 2021 Will Anderson, Alabama
- 2022 Will Anderson, Alabama

### UNITAS GOLDEN ARM AWARD

*Selected by the Kentucky Chapter of the National Football Foundation and given to the nation's top senior quarterback.*

- 1994 Jay Barker, Alabama
- 1996 Danny Wuerffel, Florida
- 1997 Peyton Manning, Tennessee
- 2003 Eli Manning, Ole Miss
- 2013 AJ McCarron, Alabama
- 2019 Joe Burrow, LSU

- 2020 Mac Jones, Alabama

### CHUCK BEDNARIK TROPHY

*Recognizes the nation's top defensive player, presented by the Maxwell Club.*

- 2004 DE - David Pollack, Georgia
- 2010 DB - Patrick Peterson, LSU
- 2011 DB - Tyrann Mathieu, LSU
- 2016 DT - Jonathan Allen, Alabama
- 2017 DB - Minkah Fitzpatrick, Alabama
- 2018 LB - Josh Allen, Kentucky
- 2021 DL - Jordan Davis, Georgia
- 2022 LB - Will Anderson, Alabama

### JOHN MACKEY AWARD

*Recognizes the nation's top tight end, presented by the Nassau County (N.J.) Sports Commission.*

- 2009 Aaron Hernandez, Florida
- 2010 D.J. Williams, Arkansas
- 2015 Hunter Henry, Arkansas
- 2020 Kyle Pitts, Florida
- 2022 Brock Bowers, Georgia

### MOSI TATUPU AWARD

*Recognizes the nation's top special teams player, presented by the Honolulu and Maui Quarterback Clubs.*

- 2002 Glenn Pakulak, Kentucky

### DOAK WALKER AWARD

*Presented to the nation's best running back among Division IA juniors or seniors, sponsored by the GTE/Southern Methodist Athletic Forum.*

- 1992 Garrison Hearst, Georgia
- 2006 Darren McFadden, Arkansas
- 2007 Darren McFadden, Arkansas
- 2011 Trent Richardson, Alabama
- 2015 Derrick Henry, Alabama
- 2020 Najee Harris, Alabama

### RIMINGTON AWARD

*Recognizes the nation's top center.*

- 2004 Ben Wilkerson, LSU
- 2007 Jonathan Luigs, Arkansas
- 2009 Maurice Pouncey, Florida
- 2012 Barrett Jones, Alabama
- 2014 Reese Dismukes, Auburn
- 2015 Ryan Kelly, Alabama
- 2020 Landon Dickerson, Alabama

### TED HENDRICKS AWARD

*Recognizes the nation's top defensive end.*

- 2003 David Pollack, Georgia
- 2004 David Pollack, Georgia
- 2016 Jonathan Allen, Alabama

### LOTT TROPHY

*Recognizes athletic performance and character. Presented by The Pacific Club IMPACT Foundation of Newport Beach, Calif.*

- 2004 David Pollack, Georgia
- 2005 DeMeco Ryans, Alabama
- 2007 Glenn Dorsey, LSU
- 2019 Derrick Brown, Auburn
- 2022 Will Anderson, Alabama

### WUERFFEL TROPHY

*Presented to college football player who combines exemplary community service with academic and athletic achievement.*

- 2004 David Pollack, Georgia
- 2008 Tim Tebow, Florida
- 2014 Deterian Shackelford, Ole Miss
- 2016 Trevor Knight, Texas A&M
- 2017 Courtney Love, Kentucky

### PAUL HORNUNG AWARD

*Presented to the nation's most versatile player.*

- 2011 Brandon Boykin, Georgia
- 2013 Odell Beckham, Jr., LSU
- 2019 Lynn Bowden Jr., Kentucky
- 2020 DeVonta Smith, Alabama

# HONORS & ACCOLADES

## SEC ALL-AMERICANS

NOTE: First team members only; AP (Associated Press), UP (United Press), INS (International News Service), UPI (United Press-International), NEA (Newspaper Enterprises Association), CP (Central Press), FWAA (Football Writers of America Association), Coaches (American Football Coaches Association), AAB (All-American Board), Camp (Walter Camp), Rice (Grantland Rice), Spt. News (Sporting News), FB News (Football News), FD (Football Digest), QB (Quarterback), CBS (Network/CBS Sportsline), NBC (National Broadcasting), CS (College Sports), SH (Scripps Howard), Rivals (Rivals.com), CNN/ESPN.com (CNN/Sports Illustrated), ESPN.com; CollegeFootballNews.com (CFN) and Pro Football Weekly (PFW).

### ALABAMA

- 1915** W.T. "Bully" Van de Graaff, Tackle
- 1925** A.T.S. "Pooley" Hubert, QB
- 1926** Hoyt "Wu" Winslett, End (NCAA Guide)
- 1929** Tony Holm, FB (NCAA Guide)
- 1930** Fred Sington, Tackle (AP, UP, INS, NEA, AAB, Rice, Colliers, NY Sun, Coll. Humor)
- 1931** Johnny Cain, FB (UP, All-American Board)
- 1932** Johnny Cain, FB (NY Sun, College Humor)
- 1933** Tom Hupke, Guard (Associated Press)
- 1934** Don Hutson, End (AP, UP, INS, NEA, Rice, Collier's, NY Sun, CP, NCAA Guide)  
Bill Lee, Tackle (AP, UP, INS, CP, Collier's, AAB, College-Humor)  
Millard "Dixie" Howell, HB (AP, UP, INS, NEA, Rice, Collier's, NY Sun, NCAA Guide, CP)
- 1935** Riley Smith, QB (AP, UP, INS, CP, NY Sun, Rice)
- 1936** Arthur "Tarzan" White, Guard (NCAA Guide)
- 1937** James Ryba, Tackle (NCAA Guide)  
Leroy Monsky, Guard (AP, UP, INS, NEA, AAB, NY Sun, Rose)  
Joe Kilgrow, HB (NCAA Guide)
- 1939** Carey Cox, Center (NCAA Guide)
- 1941** Holt Rast, End (AP, UP, INS, NEA, AAB, NY Sun, Rice, Collier's)
- 1942** Don Whitmire, Tackle (NCAA Guide)  
Joe Domnanovich, Center (AP, UP, INS, NEA, AAB, Rice, Collier's)
- 1945** Vaughn Mancha, Center (AP, UP, INS, NEA, AAB, Rice, Collier's)  
Harry Gilmer, TB (UPI, Spt. News, Post)
- 1950** Eddie Salem, HB (AP)
- 1952** Bobby Marlow, HB (Athletic Pub.)
- 1954** George Mason, Tackle, (FD)
- 1961** Billy Neighbors, Tackle (AP, UPI, NEA, CP, FWAA, Coaches, Sp. News, FB News)
- 1962** Lee Roy Jordan, Center (AP, UPI, NEA, CP, FWAA, Coaches, Time, NY News, CBS)
- 1964** Dan Kearley, Tackle (Associated Press)  
Wayne Freeman, Guard (NEA, NY News)  
Joe Namath, QB (Litkenhus)  
David Ray, HB (FB News)
- 1965** Paul Crane, Center (AP, UPI, NEA, FWAA, Coaches, NY News)  
Steve Sloan, QB (FB News)
- 1966** Cecil Dowdy, Guard (AP, UPI, NEA, CP, FWAA, Coaches, NY News)  
Ray Perkins, End (AP, NEA, FWAA, Coaches)  
Bobby Johns, DB (Central Press)  
Richard Cole, Tackle (FB News)
- 1967** Dennis Homan, Rcv (AP, UPI, CP, FWAA, Coaches, Camp, Time, Spt. News, NY News)

- Bobby Johns, DB (UPI, Coaches, Camp, FB News)
- Ken Stabler, QB (FB News)
- 1968** Mike Hall, LB (CP, Camp, FB News)  
Sam Gellerstedt, Guard (FB News)
- 1969** Alvin Samples, Guard (CP, FB News)
- 1970** Johnny Musso, TB (Camp, FB News)
- 1971** Johnny Musso, TB (UPI, CP, FWAA, Camp, Coaches, Time, FB News)  
John Hannah, Tackle (Coaches)
- 1972** John Hannah, Guard (AP, UPI, NEA, FWAA, Coaches, Camp, Time, Spt. News, FB News, Gridiron)  
Jim Krapf, Center (Coaches)  
John Mitchell, End (Coaches)
- 1973** Buddy Brown, Tackle (AP, UPI, NEA, FWAA, Coaches)  
Woodrow Lowe, LB (NEA, FWAA)  
Wayne Wheeler, WR (Camp, Spt. News, FB News, Universal Spts.)
- 1974** Leroy Cook, DE (AP, FWAA)  
Woodrow Lowe, LB (UPI, Camp, FB News)  
Mike Washington, DB (NEA, Time, FB News)  
Sylvester Croom, Center (Coaches)
- 1975** Leroy Cook, DE (AP, UPI, FWAA, Coaches, Camp, FB News)  
Woodrow Lowe, LB (UPI)
- 1977** Ozzie Newsome, WR (AP, NEA, FWAA, Camp, Coaches, Spt. News, FB News)
- 1978** Marty Lyons, DT (AP, FWAA, Spt. News, FB News, NEA)  
Barry Krauss, LB (Spt. News)
- 1979** Jim Bunch, OT (AP, Coaches, FWAA)  
Don McNeal, DB (NEA, Spt. News)  
Dwight Stephenson, Center (FB News)
- 1980** E.J. Junior, DE (AP, UPI, NEA, FWAA, Coaches, Camp, Spt. News)  
Thomas Boyd, LB (Camp)
- 1981** Tommy Wilcox, DB (AP, UPI, Coaches, Camp, FB News)  
Thomas Boyd, LB (NEA, Camp)
- 1982** Mike Pitts, DE (UPI, Coaches, FB News, FWAA)  
Jeremiah Castille, DB (Coaches, Kodak)  
Tommy Wilcox, DB (Walter Camp)
- 1984** Cornelius Bennett, LB (Spt. News, FB News)
- 1985** Cornelius Bennett, LB (FB News, Camp, Spt. News)  
Jon Hand, DT (Spt. News)
- 1986** Cornelius Bennett, LB (AP, UPI, FB News, Spt. News, Scripps-Howard, Camp, College & Pro Weekly FWAA, Coaches)  
Bobby Humphrey, RB (College & Pro Weekly)  
Van Tiffin, PK (Scripps-Howard, College & Pro Weekly)
- 1987** Bobby Humphrey, RB (Camp, Spt. News)

- 1988** Kermit Kendrick, DB (College & Pro Weekly)  
Derrick Thomas, LB (AP, UPI, Coaches, FWAA, Camp, Scripps-Howard, Spt. News, FB News, College & Pro Weekly, Gannett News)
- 1989** John Mangum, DB (FB News)  
Keith McCants, LB (AP, UPI, Coaches, FWAA, Camp, Scripps Howard, Spt. News, FB News)
- 1990** Philip Doyle, PK (AP, Camp, Coaches, FB News, FWAA, Kodak, Scripps Howard)
- 1992** John Copeland, DE (AP, Kodak, Camp, FB News, FWAA, Spt. News)  
Eric Curry, DE (AP, UPI, Kodak, Camp, Spt. News)
- 1993** Antonio Langham, DE (AP, UPI, Coaches, Camp, FB News, FWAA, Scripps Howard, Spt. News)  
David Palmer, WR (AP, UPI, Coaches, Camp, FB News, FWAA, Spt. News)  
Michael Proctor, PK (FB News)
- 1994** Michael Proctor, PK (Coaches)
- 1996** Kevin Jackson, DB (AP, Football News, Football Writers, Coaches, Spt. News)  
Dwayne Rudd, LB (Coaches)  
Michael Myers, DT (Spt. News)
- 1999** Chris Samuels, OL (AP, Walter Camp, AFCA, FB News, FWAA, Spt. News)  
Shaun Alexander, RB (AFCA)
- 2005** DeMeco Ryans, LB (WC, AFCA, ESPN.com, AP, CBS, Spt. News, Rivals, FWAA)
- 2008** Andre Smith, OL (Consensus)  
Antoine Caldwell, C (Consensus)  
Terrence Cody, DL (Consensus)
- 2009** Mike Johnson, OL (AP, Camp, AFCA, SI, Spt. News)  
Mark Ingram, RB (Consensus)  
Leigh Tiffin, PK (AP)  
Terrence Cody, DT (AP, Camp, FWAA)  
Rolando McClain, LB (Consensus)  
Javier Arenas, DB/PR (AP, AFCA)
- 2010** Mark Barron (FWAA)
- 2011** Barrett Jones, OT (Consensus)  
Trent Richardson, RB (Consensus)  
Dont'a Hightower, LB (Consensus)  
Mark Barron, DB (Consensus)  
Courtney Upshaw, LB (ESPN, CBS, FWAA, PFW, Slcom)  
DeQuan Menzie, DB (AFCA)  
Dre Kirkpatrick, DB (FWAA, PFW)
- 2012** Barrett Jones, C (Consensus)  
Chance Warmack, OL (Consensus)  
C.J. Mosley, LB (Consensus)  
Dee Milliner, DB (Consensus)  
D.J. Fluker, OT (CBS)
- 2013** Ha Ha Clinton-Dix (Coaches, FWAA, Spt. News)



# HONORS & ACCOLADES

- Cyrus Kouandjio, OL (AP, Camp, CBS, Coaches, FWAA)  
 AJ McCarron, QB (Camp, Coaches)  
 C.J. Mosley, LB (AP, Camp, CBS Coaches, FWAA, Spt. News)
- 2014** Landon Collins, DB (Consensus)  
 Amari Cooper, WR (Consensus)  
 Trey DePriest, LB (AFCA)  
 Arie Kouandjio, OL (AFCA, SI)  
 JK Scott, P (SI, Spt. News)
- 2015** Derrick Henry, RB (Consensus)  
 Ryan Kelly, C (FWAA, Spt. News, Camp, AFCA)  
 Reggie Ragland, LB (Consensus)  
 A'Shawn Robinson, DL (AP, FWAA, Spt. News, AFCA, SI, CBS)
- 2016** Jonathan Allen, DL (Consensus)  
 Minkah Fitzpatrick, CB (Consensus)  
 Reuben Foster, LB (Consensus)  
 Marlon Humphrey, DB (FWAA)  
 Cam Robinson, OL (Consensus)
- 2017** Rashaan Evans, LB (AFCA)  
 Minkah Fitzpatrick, DB (Consensus)
- 2018** Jerry Jeudy, WR (Consensus)  
 Ross Pierschbacher, Alabama (Spt. News)  
 Tua Tagovailoa, QB (Consensus)  
 Deionte Thompson, DB (Consensus)  
 Jonah Williams, OL (Consensus)  
 Quinnen Williams, DL (Consensus)
- 2019** Jerry Jeudy, WR (AFCA)  
 Alex Leatherwood, OL (AFCA)  
 Jaylen Waddle, PR (FWAA, Spt. News)
- 2020** DeVonta Smith, WR (Consensus)  
 Alex Leatherwood, OL (Consensus)  
 Landon Dickerson, OL (Consensus)  
 Najee Harris, RB (Consensus)  
 Patrick Surtain II, DB (Consensus)  
 Mac Jones, QB (AFCA, AP, Spt. News, Camp)  
 Dylan Moses, LB (AFCA)
- 2021** Will Anderson, LB (Consensus)  
 Bryce Young, QB (Consensus)  
 Evan Neal, OL (AFCA, FWAA, Spt. News, Camp)  
 Jameson Williams, WR (AP, Spt. News, Camp)
- 2022** Will Anderson, LB (Consensus)

## ARKANSAS

*(Editor's Note: Team names are not available for all of Arkansas All-America players.)*

- 1929** Wear Schoonover, E  
**1937** Jim Benton, E  
**1948** Clyde Scott, TB (AFCA, AP)  
**1954** Bud Brooks, G (AFCA, AP, FWAA, Camp)  
**1959** Jim Mooty, HB (AP)  
**1960** Wayne Harris, LB (FWAA)  
**1961** Lance Alworth, HB (FWAA)  
**1962** Billy Moore, QB (FWAA)  
**1964** Ronnie Caveness, C (FWAA, Spt. News)  
**1965** Bobby Crockett, E (FWAA)

- Glen Ray Hines, OT (AFCA, AP, FWAA, Camp)  
 Loyd Phillips, DT (AFCA, AP, Camp)
- 1966** Martine Bercher, S (Coaches, UPI)  
 Loyd Phillips, DT (AFCA, AP, FWAA, Spt. News, Camp)
- 1968** Jim Barnes, G (AP)  
**1969** Rodney Brand, C (AP, FWAA, Camp)  
 Chuck Dicus, E (AFCA)  
 Cliff Powell, LB (AFCA)
- 1970** Dick Bumpas, DT (AP)  
 Chuck Dicus, E (AFCA, AP, Camp)  
 Bruce James, DE (FWAA)  
 Bill McClard, PK (FWAA)
- 1971** Bill McClard, PK (FWAA, Spt. News)  
**1976** Steve Little, PK (AFCA)  
**1977** Leotis Harris, G (AFCA, AP, Camp)  
 Steve Little, PK (AP, FWAA, TSN)
- 1978** Dan Hampton, DT (AFCA)  
 Jimmy Walker, DT (FWAA)
- 1979** Greg Kolenda, OT (AFCA, AP, FWAA, Camp)  
**1981** Bruce Lahay, PK (FWAA)  
 Billy Ray Smith, DE (AFCA, AP, FWAA, Spt. News, Camp)
- 1982** Steve Korte, OG (AFCA, AP, FWAA, Spt. News)  
 Billy Ray Smith, DE (AFCA, AP, FWAA, Spt. News, Camp)
- 1983** Ron Faurot, DE (VPI)  
**1986** Greg Horne, P (AFCA)  
**1987** Tony Cherico, NG (AFCA)  
**1988** Wayne Martin, DT (AFCA, FWAA, Spt. News)  
 Kendall Trainor, PK (AFCA, AP, Spt. News, Camp)
- 1989** Jim Mabry, OT (AFCA, AP, Camp)  
**1998** Brandon Burlsworth, OG (Football News)  
**2001** Jermaine Petty, LB (Coaches)  
**2002** Shawn Andrews, OT (CNNSI, FWAA, AFCA, TSN, ESPN, AP)  
**2003** Shawn Andrews, OT (AP, SI.com, Camp, ESPN.com, Coaches, FWAA, TSN)  
**2005** Felix Jones, KR (CFN)  
**2006** Darren McFadden, RB (AP, Camp, FWAA, AFCA)  
**2007** Darren McFadden, RB (AP, Camp, AFCA, FWAA)  
 Jonathan Luigs, C (Camp, FWAA)  
 Felix Jones, KR (Camp)
- 2011** Joe Adams, RS/AP (Consensus)  
**2015** Hunter Henry, TE (AP, Spt. News, Camp, AFCA)  
 Sebastian Tretola, OL (SI)
- 2022** Drew Sanders, LB (AP)

## AUBURN

- 1932** Jimmy Hitchcock, HB (NCAA Guide)  
**1937** Walter Gilbert, Center  
**1942** Ray (Monk) Gafford, HB (NCAA Guide)  
**1944** Caleb (Tex) Warrington, Center (NCAA Guide)  
**1949** Travis Tidwell, QB (Williamson)  
**1954** Jim Pyburn, End (Athletic Pub.)
- 1955** Frank D'Agostino, Tackle (AP, Collier's, NY News, Hearst)  
 Joe Childress, FB (FWAA)  
 Fob James, HB (INS, Movietone News)
- 1957** Jimmy Phillips, End (AP, UPI, INS, NEA, CP, FWAA-Look, Coaches, Hearst, Spt. News, Today, NBC)
- 1958** Zeke Smith, Guard (AP, NEA, CP, FWAA-Look, Time)  
 Jackie Burkett, Center (Coaches, Time)
- 1959** Zeke Smith, Guard (Coaches, Time)  
 Ken Rice, Tackle, (NEA, FWAA-Look)
- 1960** Ken Rice, Tackle (AP, UPI, CP, FWAA-Look, Coaches, Time, Spt. News, NBC)  
 Ed Dyas, FB (FWAA-Look)
- 1963** Jimmy Sidle, QB (AP, FWAA-Look, FB News)  
**1964** Tucker Frederickson, FB (AP, NEA, CP, FWAA-Look, Time, NY News, Spt. News)  
**1965** Jack Thornton, Tackle (NEA)  
 Billy Cody, LB (FB News)
- 1967** Freddie Hyatt, End (FB News)  
**1968** Dave Campbell, Tackle (NEA)  
**1969** Buddy McClinton, Safety (AP, UPI, CP, FWAA-Look, Coaches, FB News, Camp)
- 1970** Larry Willingham, DB (UPI, NEA, CP, FWAA-Look, Coaches, Spt. News, FB News, Time)  
 Terry Beasley, End/Flanker (FB News)  
 Pat Sullivan, QB (FB News)
- 1971** Pat Sullivan, QB (AP, UPI, NEA, CP, FWAA, Coaches, Camp, Spt. News, FB News, Time)  
 Terry Beasley, WR (AP, UPI, NEA, CP, FWAA, Coaches, Camp, Spt. News, FB News, Time)
- 1973** Steve Taylor, Center (Universal Spt.)  
**1974** Ken Bernich, LB (AP, Coaches, Camp)  
 Mike Fuller, Safety (FB News)
- 1976** Neil O'Donoghue, PK (Spt. News)  
**1981** Keith Uecker, OT (Mizlou)  
**1983** Bo Jackson, RB (AP, UPI, Coaches, FWAA, FB News)  
**1984** Gregg Carr, LB (AP, UPI, Coaches, FB News, Camp)  
**1985** Bo Jackson, RB (AP, UPI, FB News, Camp, Coaches, Scripps-Howard, FWAA, Spt. News, College & Pro Weekly, Scripps-Howard)  
 Lewis Colbert, P (Coaches, Spt. News)  
 Ben Tamburello, C (FB News)
- 1986** Brent Fullwood, TB (AP, UPI, FB News, Spt. News, Scripps-Howard, Camp, College & Pro Weekly, FWAA, Coaches)  
 Ben Tamburello, C (AP, UPI, Spt. News, Scripps-Howard, Camp, College & Pro Weekly, FWAA, Coaches)
- 1987** Aundray Bruce, OLB (Coaches, Camp, Scripps-Howard, UPI, Spt. News)  
 Tracy Rocker, DT (Camp, FWAA, Scripps-Howard, FB News, UPI, College & Pro Weekly)  
 Stacy Searels, OT (FB News, AP)  
 Kurt Crain, LB (AP)
- 1988** Tracy Rocker, DT (AP, UPI, Coaches, FWAA, Camp, Scripps-Howard, Spt. News, FB News, College & Pro Weekly, Gannett)  
 Walter Reeves, TE (Spt. News)



# HONORS & ACCOLADES

- Benji Roland, NG (Spt. News)
- 1989** Ed King, OG (AP, FWAA, FB News, Scripps-Howard, Camp)  
Craig Ogletree, LB (Spt. News)
- 1990** Ed King, OG (AP, Camp, Coaches, FB News, FWAA, Scripps Howard)  
David Rocker, DL (Camp, Coaches)
- 1993** Terry Daniel, P (AP, Coaches, Camp, FB News, FWAA, Spt. News)  
Wayne Gandy, OT (AP, UPI, FWAA, Scripps Howard, Spt. News)
- 1994** Brian Robinson, DB (AP, CS, FB News, UPI)  
Frank Sanders, WR (AP, CS, FWAA, SH)  
Chris Shelling, DB (FWAA, SH)
- 1997** Victor Riley, OT (AFCA)  
Takeo Spikes, LB (Spt. News)
- 2001** Damon Duval, PK (Camp, AP, Coaches)
- 2003** Karlos Dansby, LB (Coaches, ESPN.com)
- 2004** Carlos Rogers, DB (Camp, SI.com, ESPN.com, AP, CBS Sportsline, FWAA)  
Carnell Williams, RB (AFCA)  
Marcus McNeil, OL (SI.com, CBS Sportsline)  
Junior Rosegreen, DB (SI.com, CBS Sportsline)
- 2005** Marcus McNeill, OT (WC, SI.com, ESPN.com, AP, Spt. News, CFN, Rivals, FWAA).
- 2010** Cam Newton, QB (AP, Camp, AFCA, SI, Spt. News)  
Nick Fairley, DT (AP, Camp, FWAA, SI, Spt. News)  
Lee Ziemba, OT (Camp, AFCA, FWAA, SI)
- 2011** Steven Clark, P (PFW)
- 2013** Chris Davis, PR (CBS, Spt. News)  
Tre Mason, RB (Spt. News)
- 2014** Reese Dismukes, C (AFCA, AP, Camp, CBS, FWAA)
- 2016** Carl Lawson, DL (FWAA)
- 2017** Daniel Carlson, PK (AFCA, Camp)  
Braden Smith, OL (AP)
- 2019** Derrick Brown, DL (Consensus)
- 2019** Roger McCreary, CB (AP)

## FLORIDA

- 1928** Dale Van Sickel, End (AP, NEA, Rice)
- 1952** Charles LaPradd, Tackle (AP, NY News)
- 1956** John Barrow, Guard (FWAA-Look)
- 1958** Val Heckman, Tackle (FWAA-Look)
- 1954** Larry DuPree, HB (Coaches)  
Dennis Murphy, Tackle (FB News)
- 1965** Charles Casey, End (AP, Coaches)  
Steve Spurrier, QB (FWAA-Look)  
Lynn Mathews, End (NEA)  
Bruce Bennett, DB (UPI)  
Larry Gagner, Guard (NBC, FB News)
- 1966** Steve Spurrier, QB (AP, UPI, FWAA-Look, NEA, Coaches, Spt. News, FB News, Time, CP, NBC, NY News)  
Bill Carr, Center (Time, FB News)
- 1968** Guy Dennis, Guard (UPI, NY News, Camp)  
Larry Smith, FB (Spt. News, FB News)
- 1969** Carlos Alvarez, End/Flanker (UPI, NEA, Coaches, FB News, NY News, Camp)

- Steve Tannen, Sideback (FB News, Time)
- 1970** Jack Youngblood, End (CP, FWAA-Look, Spt. News, FB News, Time)
- 1971** John Reaves, QB (Time)
- 1974** Ralph Ortega, LB (Time, Spt. News)  
Burton Lawless, Guard (NEA)
- 1975** Sammy Green, LB (AP, NEA, FWAA)
- 1976** Wes Chandler, SE (NEA, FB News)
- 1977** Wes Chandler, WR (UPI, NEA, Spt. News, FB News)
- 1980** David Little, LB (AP, FWAA, FB News)  
Cris Collinsworth, WR (NEA)
- 1982** Wilber Marshall, LB (AP, FWAA)
- 1983** Wilber Marshall, LB (Camp, UPI, Coaches, FB News)
- 1984** Lomas Brown, OT (AP, Coaches, FWAA-Look, Camp, Spt. News)  
Alonzo Johnson, LB (Spt. News)
- 1985** Alonzo Johnson, LB (FB News, Scripps-Howard, College & Pro Weekly)  
Jeff Zimmerman, OG (FB News, Camp, Spt. News)
- 1986** Jarvis Williams, DB (FB News)  
Jeff Zimmerman, OG (Camp)
- 1987** Jarvis Williams, DB (Camp, College & Pro Weekly)  
Louis Oliver, DB (Spt. News)  
Clifford Charlton, OLB (Spt. News)
- 1988** Trace Armstrong, DT (Spt. News)  
Louis Oliver, DB (AP, Coaches, Camp, Scripps-Howard, College & Pro Weekly)
- 1989** Emmitt Smith, RB (AP, UPI, Coaches, Camp, FWAA, FB News, Scripps-Howard, Spt. News)
- 1990** Huey Richardson, LB (AP, FB News)  
Will White, DB (FWAA)
- 1991** Brad Culpepper, DT (AP, FB News, Coaches, Scripps Howard)
- 1993** Judd Davis, PK (UPI)  
Errict Rhett, RB (FB News)
- 1994** Kevin Carter, DL (CS, FB News, Spt. News, UPI, Camp)  
Jack Jackson, WR (AP, Coaches, CS, FB News, FWAA, SH, Spt. News, UPI)
- 1995** Jason Odom, Tackle (AP, Coaches, FB News, FWAA, Spt. News, UPI, Camp)  
Danny Wuerrfel (FB News)
- 1996** Danny Wuerrfel, QB (Associated Press, Football News, Coaches, Spt. News)  
Ike Hilliard, WR (Football News, Coaches)  
Reidel Anthony, WR (Associated Press, Football Writers, Spt. News)
- 1997** Jacquez Green, WR (FWAA, Camp, AP)  
Fred Weary, DB (FB News, Camp, Spt. News, AFCA)
- 1998** Jevon Kearse, LB (Walter Camp, Football News)  
Mike Peterson, LB (Sporting News)
- 1999** Alex Brown, DE (Walter Camp, Football News)
- 2000** Lito Sheppard, DB (Coaches, CNNSI)
- 2001** Alex Brown, DE (Camp, AP, FWAA)  
Mike Pearson, OL (Spt. News, AP, FWAA)

- Jabar Gaffney, WR (Camp, Spt. News, AP, Coaches, FB News, FWAA)  
Rex Grossman, QB (Camp, AP, FB News)
- 2003** Keiwan Ratliff, DB (AP, SI.com, Camp, FWAA, Spt. News, ESPN.com)  
Ben Troupe, TE (SI.com, ESPN.com)
- 2004** Channing Crowder, LB (ESPN.com)
- 2006** Reggie Nelson, DB (AP, Camp, FWAA)
- 2007** Tim Tebow, QB (AP, Camp, FWAA)
- 2008** Brandon Spikes, LB (Consensus)  
Brandon James, RS (Consensus)
- 2009** Aaron Hernandez, TE (AP, Spt. News)  
Joe Haden, DB (Consensus)  
Brandon Spikes, LB (Camp, Spt. News)  
Maurkice Pouncey, C (Camp, FWAA, Spt. News)
- 2010** Chas Henry, P (AP, SI, Spt. News)
- 2011** Caleb Sturgis, PK (ESPN)
- 2012** Matt Elam, SAF (AP, SN, SI, CBS)  
Caleb Sturgis, PK (SN)  
Sharif Floyd, DL (SN)
- 2014** Vernon Hargreaves, DB (CBS, Spt. News)
- 2015** Jonathan Bullard, DT (CBS)  
Antonio Callaway, PR (CBS)  
Vernon Hargreaves, DB (Consensus)
- 2020** Kyle Pitts, TE (Consensus)
- 2022** O'Cyus Torrence, Florida (Consensus)

## GEORGIA

- 1913** Bob McWhorter, HB (Parke Davis, NY Herald)
- 1923** Joe Bennett, Tackle (NEA, Billy Evans)
- 1927** I.M. (Chick) Shiver, End (AP, Rice)  
Tom A. Nash, End (AAB)
- 1930** Herb Maffett, End (NY Post)  
Ralph (Red) Maddox, Guard (NS)
- 1931** Vernon (Catfish) Smith, End (AP, Rice)
- 1937** William Hartman, Jr., (AA Board of FB)
- 1941** Frank Sinkwich, HB (AP, UP, CP, AAB, Colliers, Look, Liberty, Esquire, Post, Time, Spt. News)
- 1942** Frank Sinkwich, HB (AP, UP, INS, NEA, CP, Colliers, Look, Liberty, Esquire, Post, Time, Spt. News)  
George Poschner, End (Look)
- 1945** Mike Castronis, Tackle (NS)
- 1946** Charley Trippi, TB (AP, UP, INS, NEA, Colliers, Life, Look, Post)  
Herb St. John, Guard (NCAA Guide)
- 1947** Dan Edwards, End, (Coaches)
- 1948** John Rauch, QB (Rice, AAB)
- 1953** Johnny Carson, End (FWAA, Paramount News)
- 1959** Pat Dye, Guard (FB News)
- 1960** Pat Dye, Guard (FB News)
- 1964** Jim Wilson, Tackle (AP, NEA, FWAA-Look)  
Ray Rissmiller, Tackle (Time, Spt. News)
- 1965** George Patton, Tackle (AP, FWAA-Look, FB News)
- 1966** George Patton, Tackle (AP, CP, NY News, FB News)  
Edgar Chandler, Guard (NEA)



# HONORS & ACCOLADES

- 1967** Edgar Chandler, Guard (AP, UPI, NEA, CP, FWAA-Look, Coaches, Camp, Time, Spt. News, FB News, NY News)
- 1968** Bill Stanfill, Tackle (AP, UPI, CP, FWA-Look, Coaches, Spt. News, FB News, NY News, Camp, Time)  
Jake Scott, Safety (AP, UPI, NEA, FWAA-Look, Coaches, FB News, NY News, Camp)
- 1969** Steve Greer, Guard (FB News, Sports Extra)  
Tommy Lyons, Center (Sports Extra)
- 1970** Tommy Lyons, Center (Sports Extra, Look)
- 1971** Royce Smith, Guard (AP, UPI, NEA, CP, FWAA, Coaches, Camp, Spt. News, FB News, Time)
- 1974** Craig Hertwig, Guard (AP)
- 1975** Randy Johnson, Guard (AP, UPI, Coaches, Camp)
- 1976** Joel Parrish, Guard (UPI, FWAA, Coaches, Camp, FB News)  
Mike Wilson, Tackle (AP, NEA)
- 1977** George Collins, Guard (Spt. News)
- 1980** Herschel Walker, RB (AP, UPI, NEA, FWAA, Coaches, Camp, Spt. News) Rex Robinson, PK (UPI, NEA, FWAA, Camp, FB News)  
Scott Woerner, DB (UPI, Coaches, Camp, FB News)
- 1981** Herschel Walker, RB (AP, UPI, NEA, FWAA, Coaches, Camp, Spt. News, FB News)
- 1982** Herschel Walker, RB (AP, UPI, Coaches, FB News, FWAA, Camp)  
Terry Hoage, R (AP, UPI, Coaches, Camp)  
Jimmy Payne, T (Camp)
- 1983** Terry Hoage, R (Camp, Coaches, FB News, FWAA, Spt. News, UPI)  
Kevin Butler, PK (FB News)  
Freddie Gilbert, DT (UPI)
- 1984** Kevin Butler, PK (UPI, FWAA-Look, FB News, Coaches, Camp)  
Jeff Sanchez, S (UPI, Coaches, FB News)
- 1985** John Little, R (FB News)  
Peter Anderson, C (Coaches, AP, UPI, Spt. News, College & Pro Weekly)
- 1986** John Little, R (FB News, Camp, College & Pro Weekly)  
Wilbur Stozier, T (FB News)
- 1988** Troy Sadowski, TE (Camp)  
Todd Wheeler, C (College & Pro Weekly)  
Tim Worley, RB (Coaches, FWAA, Camp, Scripps-Howard, Gannett News)
- 1992** Garrison Hearst, RB (AP, UPI, Kodak, Camp, FB News, FWAA, Spt News)
- 1993** Bernard Williams, OT (FB News)
- 1994** Eric Zeier, QB (Coaches)
- 1997** Matt Stinchcomb, OT (AFCA)  
Hines Ward, AP (FD)
- 1998** Matt Stinchcomb, OT (Walter Camp, Football News, AFCA, AP)  
Champ Bailey, DB (Walter Camp, Football News, FWAA, AFCA, AP)
- 2000** Richard Seymour, DT (Coaches, Camp)
- 2002** Boss Bailey, OLB (AFCA, Camp)  
David Pollack, DE (CNNSI, FWAA, TSN, ESPN, AP)  
Jon Stinchcomb, OT (Camp)

- 2003** Sean Jones, DB (AFCA)  
David Pollack, DE (AFCA)
- 2004** David Pollack, DE (Camp, AFCA, SI.com, ESPN.com, AP, FWAA)  
Thomas Davis, DB (Camp, AFCA, Spt. News, Rivals.com)
- 2005** Max Jean-Gilles, OL (WC, AFCA, ESPN.com, AP, Spt. News, CFN, Rivals)  
Greg Blue, DB (WC, AFCA, SI.com, ESPN.com, AP, Spt. News, CFN)
- 2008** Knowshon Moreno, RB (AFCA)
- 2009** Drew Butler, P (Consensus)
- 2010** Justin Houston, LB (FWAA)
- 2011** Jarvis Jones, LB (Consensus)  
Orson Charles, TE (AFCA)  
Bacarri Rambo, SAF (AP, Rivals)  
Drew Butler, P (Capital One)
- 2012** Jarvis Jones, LB (Consensus)
- 2017** Roquan Smith, LB (Consensus)
- 2018** Deandre Baker, DB (Consensus)
- 2019** Andrew Thomas, OL (Consensus)  
Rodrigo Blankenship, K (AFCA, Camp)  
J.R. Reed (AP, FWAA, Camp)
- 2021** Jordan Davis, DL (Consensus)  
Nakobe Dean, LB (Consensus)  
Lewis Cine, S (Spt. News)
- 2022** Jalen Carter, DL (Consensus)  
Christopher Smith, DB (Consensus)  
Brock Bowers, TE (AFCA, FWAA)  
Jamon Dumas-Johnson, LB (Spt. News)

## KENTUCKY

- 1942** Clyde Johnson, Tackle (AP)
- 1949** Bob Gain, Tackle (All-Players, NY Sun, NEA)
- 1950** Bob Gain, Tackle (AP, UPI, INS, NEA, CP, FWAA-Look, AAB, NY News, FD, Par. News)  
Vito (Babe) Parilli, QB (AP, INS, Colliers, NY News, Spt. News, Par. News, AAB)
- 1951** Vito (Babe) Parilli, QB (UP, INS, NEA, CP, AAB, NY News, All-Players, Par. News, Grid. News, QB, Farley, Husing)  
Doug Moseley, Center (AP, FWAA-Look)
- 1952** Steve Meilinger, End (AP, NEA, All-Players)
- 1953** Steve Meilinger, End (NEA, Colliers, AAB, Williamson)
- 1955** Howard Schnellenberger, End (AP)
- 1956** Lou Michaels, Tackle (UP, NA, Colliers, NY News)
- 1957** Lou Michaels, Tackle (AP, NEA, FWAA-Look, Coaches, Hearst, CP, NY News, Spt. News)
- 1961** Irv Goode, Center (Time)
- 1963** Hershel Turner, Tackle (Time)
- 1965** Sam Ball, Tackle (UPI, NEA, FWAA-Look, Coaches, Time, Spt. News)  
Rodger Bird, HB (Time, NBC)  
Rick Norton, QB (Time, NBC)
- 1974** Elmore Stephens, TE (Time)  
Rick Nuzum, Center (NEA)
- 1976** Warren Bryant, Tackle (Coaches Camp)
- 1977** Art Still, End, (AP, UPI, NEA, Coaches, FWAA, Camp, Spt. News, FB News)

- 1989** Mike Pfeifer, OT (FB News)
- 1998** Tim Couch, QB (Walter Camp, FWAA)
- 1999** James Whalen, TE (AP, FWAA)
- 2002** Derek Abney, RS (CNNSI, FWAA, TSN, Camp, ESPN, AP)
- 2010** Randall Cobb, AP (AP, SI)
- 2018** Josh Allen, LB (Consensus)  
Bunchy Stallings, OL (AP)
- 2019** Max Duffy, P (Consensus)  
Lynn Bowden Jr. , AP (AFCA, AP, Spt. News)
- 2021** Darian Kinnard, OL (Consensus)

## LSU

- 1935** Gaynell Tinsley, End (AP)
- 1936** Gaynell Tinsley, End (AP)
- 1939** Ken Kavanaugh, End (AP)
- 1951** George Tarasovic, Center (NEA)
- 1954** Sid Fournet, Tackle (Look, FWAA, NEA, UPI, AP, Williamson, INS)
- 1957** Jimmy Taylor, FB (FWAA-Look)
- 1958** Max Fugler, Center (FWAA-Look, NBC)  
Billy Cannon, HB (AP, UPI, NEA, CP, Coaches, Spt. News, NY News, FWAA-Look, Time, NBC, Leahy)
- 1959** Billy Cannon, HB (AP, UPI, NEA, CP, Coaches, FWAA-Look, Spt. News, NY News, NBC, Hearst)
- 1961** Roy Winston, Guard (AP, UPI, NEA, CP, FWAA-Look, Coaches, NY News, Spt. News, Time)
- 1962** Jerry Stovall, HB (AP, UPI, NEA, CP, FWAA-Look, Coaches, NY News, Spt. News, Time, CBS)  
Fred Miller, Tackle (FWAA-Look)
- 1963** Billy Truax, End (FB News)
- 1964** Remi Prudhomme, Tackle (NEA, NY News, FB News)
- 1965** George Rice, Tackle (Time, Spt. News)  
Doug Moreau, End (FB News)
- 1967** John Garlington, End (Coaches)
- 1969** George Bevan, LB (FWAA-Look, Coaches)  
Tommy Casanova, DB (FB News)
- 1970** Mike Anderson, LB (AP, UPI, CP, FWAA-Look, Coaches, FB News, Time)  
Tommy Casanova, DB (AP, Coaches)
- 1971** Tommy Cassanova, DB (UPI, CP, FWAA, Camp, FB News, Time)  
Ronnie Estay, Tackle (Coaches)
- 1972** Bert Jones, QB (UPI, NEA, Coaches, Time, Spt. News)  
Warren Capone, LB (FWAA)
- 1973** Tyler Lafauci, Guard (AP, NEA, Camp)  
Warren Capone, LB (FWAA, Coaches)
- 1974** Mike Williams, DB (Coaches, Spt. News, Time)
- 1977** Charles Alexander, RB (UPI, Coaches, FWAA, Camp)
- 1978** Charles Alexander, RB (Coaches, FWAA, Camp, Spt. News, NEA)  
Robert Dugas, OT (FB News)
- 1982** James Britt, DB (NEA)  
Al Richardson, LB (FB News)
- 1983** Eric Martin, SE (Spt. News)

# HONORS & ACCOLADES

- 1984 Lance Smith, OT (UPI, Coaches, FB News)
- 1985 Michael Brooks, LB (AP, Scripps-Howard, College & Pro Weekly)
- 1986 Wendell Davis, SE (Spt. News, College & Pro Weekly, FWAA)
- 1987 Wendell Davis, WR (Coaches, FWAA, Scripps-Howard, FB News, UPI, College & Pro Weekly)  
Nacho Albergamo, C (Coaches, Camp, AP, UPI, College & Pro Weekly)
- 1988 Greg Jackson, DB (Gannett News)
- 1996 Kevin Faulk, AP (Associated Press)
- 1997 Alan Faneca, OG (FB News, Camp, Spt. News, AP, FD)  
Chad Kessler, P (AFCA, FB News, Camp, Spt. News, AP)
- 1998 Anthony McFarland, DT (FB News, AP)  
Todd McClure, C (AFCA)
- 2001 Josh Reed, WR (Camp, Spt. News, AP, FWAA)
- 2002 Bradie James, LB (AFCA, TSN)
- 2003 Skyler Green, RS (SI.com, ESPN.com)  
Chad Lavalais, DT (AP, SI.com, ESPN.com, Camp, FWAA, Spt. News)  
Stephen Peterman, OL, (SI.com, ESPN.com, Spt. News)  
Corey Webster, DB (AFCA)
- 2004 Marcus Spears, DE (Camp, AFCA, AP)  
Ben Wilkerson, C (AFCA, Spt. News)  
Corey Webster, DB (AFCA, Spt. News)
- 2005 Claude Wroten, DL (CFN)  
Kyle Williams, DL (Rivals)  
Skyler Green, PR (Rivals)
- 2006 Glenn Dorsey, DT (AP, AFCA)  
LaRon Landry, DB (AP, AFCA)
- 2007 Glenn Dorsey, DT (AP, Camp, AFCA, FWAA)  
Craig Steltz, S (AP, Camp, FWAA)
- 2008 Herman Johnson, OL (AP)
- 2010 Patrick Peterson, DB/KR/PR (Consensus)  
Josh Jasper, PK (FWAA, Spt. News)
- 2011 Morris Claiborne, DB (Consensus)  
Tyrann Mathieu, DB (Consensus)  
Tyrann Mathieu, PR ((Rivals, SI.com, CBS)  
Will Blackwell, OG (ESPN, Rivals)  
Sam Montgomery, DE (FWAA, PFW)  
Brad Wing, P (AP, CBS, SI.com)
- 2012 Eric Reid, DB (Consensus)  
Kevin Minter, LB (SI)
- 2013 Odell Beckham, Jr., KR (CBS, FWAA)
- 2015 Leonard Fournette, RB (AP, FWAA, Camp, CBS)  
Jalen Mills, S (CBS)
- 2016 Ethan Pocic, OL (FWAA)  
Tre-Davious White, CB (Consensus)
- 2018 Grant Delpit, DB (Consensus)  
Devin White, LB (AFCA, AP, FWAA, Spt. News, Camp)  
Greedy Williams, DB (AFCA, FWAA, Camp)
- 2019 Ja'Marr Chase, WR (Consensus)  
Jow Burrow, QB (Consensus)  
Derek Stingley, DB (Consensus)  
Grant Delpit, DB (AFCA, Spt. News, Camp)
- 2020 Derek Stingley, DB (AFCA)

## OLE MISS

- 1936 Frank (Bruiser) Kinard, Tackle (NS, AAB)
- 1937 Frank (Bruiser) Kinard, Tackle (UP, INS, NEA, NY News, Par. News, Fox-Movietone)
- 1938 Parker Hall, HB (AP, UP, NY Sun, (Brooklyn Eagle, Williamson)
- 1947 Charlie Conerly, TB (UP, INS, NEA, FWAA-Look, All-Players, PIC, Houlgate, Williamson)  
Barney Poole, End (UP, Coaches, AAB, PIC, QB, NY News, Par. News, Houlgate, Williamson)
- 1948 Barney Poole, End (AP, INS, All-Players, Houlgate, Williamson, Fraley, Bill Stern)
- 1952 Kline Gilbert, Tackle (AP, FWAA-Look, FB Digest)  
Jimmy Lear, QB (Red Grange)
- 1953 Crawford Mims, Guard, (AP, UP, NEA, FWAA-Look, Colliers, NBC, FD, Spt. News, Williamson)
- 1954 Rex Boggan, Tackle (AP)
- 1956 Paige Cothren, FB (College Editors)
- 1957 Jackie Simpson, Guard (Coaches, FWAA-Look)
- 1959 Charles Flowers, FB (AP, UPI, NEA, CP, FWAA-Look, Coaches, NBC, Spt. News, NY News)  
Marvin Terrell, Guard (FWAA-Look)
- 1960 Jake Gibbs, QB (AP, UPI, NEA, CP, FWAA-Look, Coaches, NY News, Spt. News, NBC)
- 1961 Billy Ray Adams, FB (FWAA-Look)  
Jim Dunaway, Tackle (FB News)  
Treva Bolin, Guard (Time) Doug Elmore, QB (CP)
- 1962 Jim Dunaway, Tackle (NEA, UPI, NY News, Time, CBS, Spt. News, FB News)  
Glynn Griffing, QB (FWAA-Look)
- 1963 Kenny Dill, Center (FWAA-Look, FB News)
- 1964 Allen Brown, End (AP, Time, Spt. News)  
Stan Hindman, Guard (Time, NBC, Spt. News, FB News)  
Billy Clay, DB (Spt. News)
- 1967 Jim Urbanek, Tackle (FB News)
- 1969 Archie Manning, QB (FB News)  
Glenn Cannon, Safety (Coaches, Spt. News, Time)
- 1970 Archie Manning, QB (FB News)
- 1973 Harry Harrison, DB (NEA)
- 1979 Jim Miller, Punter (UPI, NEA, FWAA, Camp, Spt. News)
- 1984 Freddie Joe Nunn, DE (UPI, FB News)
- 1985 Bill Smith, P (FB News, FWAA, College & Pro Weekly)
- 1986 Bill Smith, P (FB News, Camp, College & Pro Weekly)
- 1988 Wesley Walls, TE (AP)
- 1992 Everett Lindsay, OT (AP, FWAA)
- 1998 Rufus French, TE (Walter Camp, Football News, AFCA, AP, The Sporting News)
- 2000 Ken Lucas, DB (Rivals)
- 2001 Terrence Metcalf, OT (Camp, Coaches, FB News)
- 2006 Patrick Willis, LB (AP, Camp, FWAA)
- 2008 Michael Oher, OL (Consensus)

Peria Jerry, DT (AP)

- 2013 Cody Prewitt, S (AP)
- 2014 Senquez Golson, DB (Consensus)
- 2016 Evan Engram, TE (AP, Spt. News)
- 2020 Elijah Moore, WR (AFCA, AP, Spt. News, Camp)

## MISSISSIPPI STATE

- 1940 Erwin (Buddy) Elrod, End (NCAA Guide)
- 1951 Joe Fortunato, FB (Athletic Pub.)
- 1953 Jackie Parker, QB (FWAA-Look)
- 1954 Hal Easterwood, Center (FWAA-Look)
- 1955 Scott Suber, Guard (NEA)  
Art Davis, HB (FWAA-Look)
- 1967 D.D. Lewis, LB (NEA, NY News)
- 1972 Frank Dowsing, DB (FB News)
- 1974 Jimmy Webb, DE (Coaches, Camp)
- 1976 Stan Black, Safety (NEA)
- 1980 Mardye McDole, WR (Spt. News)
- 1981 Johnnie Cooks, LB (AP, NEA, FWAA, Spt. News, FB News)  
Glen Collins, DT (Spt. News)
- 1982 Wayne Harris, OG (Spt. News, Mizlou)
- 1994 Eric Moulds, RS (AP)
- 1999 Barrin Simpson, LB (Sporting News)
- 2000 Fred Smoot, DB (AP, Spt. News, FB News, Camp)
- 2011 Fletcher Cox, DT (PFW)
- 2012 Johnthan Banks, DB (WC, FWAA)
- 2014 Bernardrick McKinney, LB (FWAA, SI)
- 2018 Montez Sweat, OL (FWAA, Spt. News)
- 2021 Charles Cross, OL (Spt. News)
- 2022 Emmanuel Forbes, DB (Consensus)  
Lideatrick Griffin, KR (FWAA)

## MISSOURI

- 2013 Michael Sam, DL (Consensus)
- 2014 Shane Ray (AFCA, Camp, CBS, FWAA, SI, Spt. News)
- 2015 Kentrell Brothers, LB (CBS)
- 2021 Harrison Mevis, K (Spt. News)

## SOUTH CAROLINA

- 1954 Frank Mincevich, G (FWAA)
- 1969 Warren Muir, FB (Coaches)
- 1970 Dick Harris, DB (Coaches, FB News)
- 1972 John LeHeup, DT (Coaches)
- 1978 Rick Sanford, DB (Spt. News)
- 1979 George Rogers, RB (AP)
- 1980 George Rogers, RB (AP, UPI, Coaches, FB News, Spt. News, Camp, FWAA)
- 1982 Andrew Provence, DT (Spt. News)
- 1984 Del Wilkes, OG (AP, Camp, Coaches)  
James Seawright, LB (AP, FWAA)
- 1986 Sterling Sharpe, WB (FWAA, Spt. News)
- 2000 Sheldon Brown, DB (Coaches)
- 2001 Kalimba Edwards, LB (Spt. News)
- 2005 Ko Simpson, DB (CBS, CFN, FWAA)
- 2009 Eric Norwood, LB (AP, Camp, SI)



# HONORS & ACCOLADES

- 2010 Alshon Jeffery, WR (AFCA, FWAA)
- 2011 Melvin Ingram, DL (Consensus)
- 2012 Jadeveon Clowney, DL (Consensus)
- 2013 Kelcy Quarles, DT (Spt. News)
- 2014 A.J. Cann, OG (CBS, Spt. News)
- 2018 Deebo Samuel, AP (AFCA)
- 2019 Javon Kinlaw, DL (AP)

## TENNESSEE

- 1929 Gene McEver, HB (UP, NEA)
- 1930 Bobby Dodd, QB (NEA, Rice)
- 1931 Herman Hickman, Guard (Rice)
- 1933 Beattie Feathers, HB (AP, UP, Rice)
- 1938 Bowden Wyatt, End (UP, INS, Rice)  
Bob Suffridge, Guard (UP)
- 1939 George Cafego, HB (INS)  
Bob Suffridge, Guard (UP, INS)  
Ed Molinski, Guard (Rice)  
Abe Shires, Tackle (INS)
- 1940 Bob Suffridge, Guard (AP, UP, INS, Rice)  
Bob Foss, HB (INS)
- 1944 Bob Dobelstein, Guard (NY Sun)
- 1946 Dick Huffman, Tackle (AP, Rice)
- 1950 Ted Daffer, Guard (Colliers)  
Bud Sherrod, End (NEA)
- 1951 Hank Lauricella, HB (AP, UP, NEA, INS, CP, FWAA-Look, Colliers, AAB, NY News, All-Players, QB, Par. News, Fraley, Husing)  
Ted Daffer, Guard (INS, NEA, NY News)  
Bill Pearman, Tackle (AP, NEA, FWAA-Look, NY News)
- 1952 Doug Atkins, Tackle (INS, AAB, NY News)  
John Michels, Guard (AP, UP, NEA, FWAA-Look, AAB, QB, NY News, All-Players)
- 1954 Darris McCord, Tackle (FWAA-Look)
- 1956 Johnny Majors, HB (AP, UP, INS, NEA, FWAA-Look, Colliers, Hearst, Spt. News, NY News, NBC, Leahy)  
Kyle (Buddy) Cruze, End (FWAA-Look)
- 1957 Bill Johnson, Guard (NEA, FWAA-Look)
- 1963 Steve DeLong, Guard (FWAA-Look, FB News)
- 1964 Steve DeLong, Guard (AP, NEA, FWAA-Look, NY News, NBC, Time, Spt. News, FB News)
- 1965 Frank Emanuel, LB (AP, NEA, FWAA-Look, Time, Spt. News, FB News)
- 1966 Paul Naumoff, LB (AP, UPI, FWAA-Look, Coaches, FB News)  
Austin Denney, End (NEA)  
Ron Widby, Punter (Spt. News)  
Bob Johnson, Center (FB News)
- 1967 Bob Johnson, Center (AP, UPI, NEA, FWAA-Look, Coaches, Time, Spt. News, NY News)  
Al Dorsey, DBI (UPI, NY News, FB News)  
Richmond Flowers, WB (FB News)
- 1968 Charley Rosenfelder, Guard (AP, UPI, NEA, CP, FWAA-Look, Coaches, NY News, Camp)  
Steve Kiner, LB (AP, CP, FWAA-Look, FB News)

- Jim Weatherford, DB (Coaches)
- 1969 Chip Kell, Guard (AP, UPI, CP, FWAA-Look, Coaches, FB News, NY News, Camp)  
Steve Kiner, LB (AP, UPI, NEA, CP, FWAA-Look, Coaches, FB News, NY News, Spt. News, Camp, Time)  
Jack Reynolds, LB (FB News)
- 1970 Chip Kell, Guard (AP, UPI, NEA, CP, FWAA-Look, Coaches, FB News)  
Jackie Walker, LB (NEA, FB News)
- 1971 Bobby Majors, DB (AP, UPI, NEA, CP, FWAA, Time, Coaches, Camp, Spt. News, FB News)  
Jackie Walker, LB (UPI, CP, FWAA, Camp, FB News)
- 1972 Jamie Rotella, LB (UPI, Coaches, FB News)  
Conrad Graham, DB (UPI, FB News)  
Ricky Townsend, PK (FWAA)
- 1973 Eddie Brown, DB (FB News)  
Ricky Townsend, PK (FWAA)
- 1975 Larry Seivers, End (AP, FWAA, FB News)
- 1976 Larry Seivers, End (AP, UPI, NEA, Coaches, Camp, Spt. News, FB Today)
- 1979 Roland James, DB (UPI, NEA, Coaches, FWAA, Camp, Spt. News, FB News)
- 1982 Willie Gault, WR (NEA, FWAA)
- 1983 Reggie White, DT (Camp, Coaches, FB News, FWAA, AP, UPI, Spt. News)  
Jimmy Colquitt, P (Camp)
- 1984 Bill Mayo, OG (UPI, FB News, Camp)
- 1985 Tim McGee, WR (AP, UPI, Coaches, College & Pro Weekly)  
Chris White, S (Scripps-Howard)
- 1987 Harry Galbreath, OG (Spt. News)
- 1988 Keith DeLong, LB (AP, UPI, Spt. News, Gannett News)
- 1989 Eric Still, OG (AP, UPI, Coaches, Camp, FWAA, Scripps-Howard, Spt. News)
- 1990 Antone Davis, OT (AP, Camp, Coaches, FB News, FWAA, Scripps Howard)
- 1991 Dale Carter, DB (AP, Camp, FB News, FWAA, Scripps Howard)  
Carl Pickens, WR (Coaches, FB News, Scripps Howard)
- 1993 John Becksvort, PK (FWAA, Scripps Howard)
- 1994 Jeff Smith, OG (SH)
- 1997 Peyton Manning, QB (FB News, FWAA, Camp, Spt. News, AP, AFCA, FB Digest)
- 1998 Al Wilson, LB (FWAA, AFCA, AP)
- 1999 Cosey Coleman, OL (AP, Camp, FB News, FWAA, Coaches)  
Deon Grant, DB (AFCA, Camp, Spt. News)  
Raynoch Thompson, LB (AFCA)
- 2000 John Henderson, DT (AP, Coaches, FWAA, Spt. News, Rivals, FB News, CNNSI)  
Alex Walls, PK (Rivals)
- 2001 John Henderson, DT (Camp, Spt. News, AP, Coaches, FWAA)  
Travis Stephens, RB (AP, FWAA)
- 2003 Dustin Colquitt, P (AP, Camp, FWAA, Spt. News)
- 2004 Michael Munoz, OL (AFCA, AP)  
Kevin Burnett, LB (AFCA)

- Jesse Mahelona, DT (Spt. News)
- 2006 Robert Meachem, WR (FWAA)  
Aaron Sears, OL (Camp, AFCA)
- 2007 Daniel Lincoln, PK (FWAA)
- 2008 Eric Berry, DB (Consensus)
- 2009 Eric Berry, DB (Consensus)
- 2015 Evan Berry, KR (Spt. News, Camp, SI)  
Cameron Sutton, PR (Spt. News)
- 2016 Derek Barnett, DE (Consensus)
- 2022 Jalin Hyatt, WR (Consensus)

## TEXAS A&M

- 2012 Luke Joeckel, OT (Consensus)  
Johnny Manziel, QB (Consensus)  
Damontre Moore, DL (AFCA)
- 2013 Mike Evans (AP, Camp, CBS, Coaches, FWAA, SI)  
Drew Kaser, P (SI, Spt. News)  
Jake Matthews, OL (Consensus)
- 2014 Cedric Ogbuehi, OL (Camp)
- 2015 Myles Garrett, DL (FWAA, Camp)  
Drew Kaiser, P (CBS)
- 2016 Myles Garrett, DL (Consensus)
- 2018 Braden Mann, P (Consensus)  
Jace Sternberger, TE (Consensus)
- 2020 Kenyon Green, OL (FWAA, Spt. News)
- 2021 Kenyon Green, OL (Consensus)  
DeMarvin Leal, DL (Consensus)

## VANDERBILT

- 1911 Ray Morrison, QB (NY World)
- 1923 Lynn Bomar, End (Camp, Frank Menke)
- 1924 H.C. (Hek) Wakefield, End (NS, Lawrence Perry, Billy Evans)
- 1927 Bill Spears, QB (AP, NEA)
- 1928 Dick Abernathy, End (CP)
- 1929 John "Bull" Brown, Guard (Coaches)
- 1932 Pete Gracey, Center (UP)
- 1937 Carl Hinkle, Center (AP, Rice, Liberty)
- 1941 Bob Gude, Center, (Paramount News)
- 1950 Bucky Curtis, End (INS, FWAA-Look)
- 1958 George Deiderich, Guard (AP, FWAA-Look, Coaches)
- 1968 Chip Healy, LB (CP)
- 1969 Bob Asher, Tackle (NEA, CP)
- 1972 Ken Stone, DB (Gridiron)
- 1974 Barry Burton, TE (FB News)
- 1982 Jim Arnold, P (AP, UPI, FWAA, Coaches, FB News)  
Allama Matthews, TE (FB News)
- 1983 Chuck Scott, TE (Spt. News)
- 1984 Ricky Anderson, P (AP, UPI, Coaches Football Writers, FB News, Camp)
- 1987 Chris Gaines, LB (Coaches)
- 1996 Bill Marinangel, P (Spt. News)
- 1997 Jamie Duncan, LB (FWAA, AFCA)
- 2008 D.J. Moore, DB (Spt. News)
- 2016 Zach Cunningham, LB (Consensus)

# HONORS & ACCOLADES

## 2022 SEC ACADEMIC HONOR ROLL

### ALABAMA MAJOR

Chase Allen	Kinesiology
Terrion Arnold	Lower Division Finance
Jonathan Bennett	Kinesiology
Bret Bolin	Management Information Systems
Tanner Bowles	Operations Management
Chris Braswell	Political Science
James Brockermeyer	Finance & Economics
Tommy Brockermeyer	Lower Division General Business
Prince Butler	Lower Division Management
Darrian Dalcourt	Hospitality Management (Masters)
DJ Dale	Hospitality Management (Masters)
Justin Eboigbe	Hospitality Management (Masters)
Kyle Flood Jr.	News Media
Grant Krieger	Marketing
Jack Martin	Finance & Economics
Caleb McDougle	Lower Division General Business
Kool-Aid McKinstry	Communication Studies
Seth McLaughlin	Finance (Masters)
Jalen Milroe	Management
Malachi Moore	News Media
Robbie Ouzts	General Business
Gabe Pugh	Mechanical Engineering
Chase Quigley	Kinesiology
Will Reichard	Hospitality Management (Masters)
Eli Ricks	Human Environmental Sciences
Reid Schuback	Biology
Nick Serpa	Lower Division Finance
Adam Thorsland	Mechanical Engineering
Dallas Turner	Lower Division Finance
Bennett Whisenhunt	Lower Division Finance
Sam Wiloughby	Secondary Education Social Science and History
Bryce Young	Psychology

### ARKANSAS MAJOR

Reid Bauer	Finance
Colton Carson	Agriculture Education, Comm, and Tech.
Taurean Carter	Recreation and Sport Management
Jalen Catalon	Communication
Hudson Clark	Finance
Harper Cole	Management
Dennis Daniels	MBA
William Fortin	Operations Management
Eric Gregory	Communication
Hudson Henry	Finance
Ketron Jackson	Recreation and Sport Management
William Knox	Operations Management
Brady Latham	Marketing
Beaux Limmer	Finance
Cameron Little	Marketing
John Oehrlein	Communication
Ra'Heim Sanders	Recreation and Sport Management
Joshua Street	K-12 Physical Education/Health
Jacorei Turner	Recreation and Sport Management
Dalton Wagner	Sociology
Terry Wells	Management
Zach Williams	Communication
Jackson Woodard	Exercise Science

### AUBURN MAJOR

John Reese Bellow	Exercise Science Undergraduate
Jackson Billings	Supply Chain Management
Cort Bradley	Professional Flight
Nick Brahms	Undeclared-Liberal Arts
Anders Carlson	Undeclared-Liberal Arts
Oscar Chapman	Accountancy
Sammy Cohen	Finance
Luke Deal	Adult Ed Graduate
Brandon Frazier	Supply Chain Management
Tyler Fromm	Professional Flight
Reed Hughes	Journalism
Jarquez Hunter	Natural Resources Management
Avery Jernigan	Physical Ed/Teach Ed Undergrad
Jonathan LeGrand	Fitness Cond & Perform Option
Barton Lester	Business Administration-GR
Jake Levant	Accountancy
Trey Lindsey	Finance
Trent Mason	Building Science
Evan McGuire	Information Systems Management
Marshall Meyers	Finance
Tommy Nesmith	Exercise Science Undergraduate
Sawyer Pate	Marketing
Jacob Quattlebaum	Business Administration-GR
John Samuel Shenker	Information Systems Management
Wesley Steiner	General Science Ed Undergrad

Austin Troxell	Undeclared-Interdepartmental
Kyle Vaccarella	Pre-Business
Garrison Walker	Psychology
Kilian Zierer	Physical Activity/Health Grad

### FLORIDA MAJOR

Jack Anders	Marketing
Austin Barber	Sport Management
Cornelius Barnes	Public Health
Jack Brady	Marketing
Marcus Burke	Education Sciences
Amari Burney	Health & Human Performance Undergraduate Certificate
Hayden Clem	Business Administration
Corey Collier Jr.	Education Sciences
Jeremy Crawshaw	Sociology
Daniel Cross	Journalism
Justin Curtis	Construction Management
Trey Dean III	Health & Human Performance Undergraduate Certificate
Kingsley Eguakun	Criminology
Kyle Engel	Construction Management
Travis Freeman	Economics
Richard Gouraige	Health & Human Performance Undergraduate Certificate
William Harrod	Criminology
Avery Helm	Education Sciences
Xzavier Henderson	Education Sciences
Jaydon Hill	Education Sciences
Kahleil Jackson	Education Sciences
Tre'Vez Johnson	Education Sciences
Montrell Johnson Jr.	Education Sciences
Carlson Joseph	Education Sciences
Noah Keeter	Political Science
Jalen Kimber	Education Sciences
Jason Marshall Jr.	Anthropology
Griffin McDowell	Health & Human Performance Undergraduate Certificate
Donovan McMillon	Telecommunication
Adam Mihalek	International Studies
Jack Miller III	Education Sciences
Dakota Mitchell	Education Sciences
Devin Moore	Social and Behavioral Sciences
Yousef Mugharbil	Sport Management
Jonathan Odum	Education Sciences
Marco Ortiz	Sport Management
Justin Pelic	Management
Mark Pitts	Sport Management
Ethan Pouncey	Sport Management
David Reese	Health & Human Performance Undergraduate Certificate
Daejon Reynolds	Education Sciences
Anthony Richardson	Education Sciences
Isaac Ricks	Business Administration
Tyreek Sapp	Social and Behavioral Sciences
William Sawyer	Mechanical Engineering
Zak Sedaros	Health Education and Behavior
Justin Shorter	Health & Human Performance Undergraduate Certificate
Riley Simonds	Telecommunication
Jake Slaughter	Agricultural Education & Comm
Taylor Spierto	Economics
Michael Tarquin	Criminology
O'Cyus Torrence	Education Sciences
Rashad Torrence II	Sport Management
Princely Umanmielen	Education Sciences
Rocco Underwood	Food and Resource Economics
Jacob Watkins	Masters of Management
Tyler Waxman	Management
Chase Whitfield	Computer Science
Scooby Williams	Sport Management
Derek Wingo	Education Sciences
Nay'Quan Wright	Sport Management
Jordan Young	Criminology

### GEORGIA MAJOR

Bear Alexander	Sport Management
Brock Bowers	Finance
Luke Collins	Finance
Oscar Delp	Management
Collin Drake	Finance
Warren Ericson	Sport Management
Arik Gilbert	Housing Management & Policy
Ryland Goede	Journalism
Braxton Hicks	Sport Management
Daniel Jackson	Agribusiness
Kearis Jackson	Housing Management & Policy
Samuel Johnson	Sport Management
Noah Jones	Accounting
Chad Lindberg	Finance
Ladd McConkey	Finance

Amarius Mims	Sport Management
William Mote	Financial Planning
Jackson Muschamp	Consumer Economics
Jack Podlesny	Public Health
Brett Seither	Sport Management
Drew Southern	Finance
Gunner Stockton	Agribusiness
Matthew Sumlin	Exercise and Sport Science
Patrick Taylor	Political Science
Brett Thorson	Arts and Sciences
Sedrick Van Pran	Art
Brock Vandagriff	Communication Studies
George Vining	Biology
Payne Walker	Health Administration
Weston Wallace	Sport Management
Tramel Walthour	Sport Management
Jonathan Washburn	Management
Jared Zirkel	Finance

### KENTUCKY MAJOR

Samuel Anaele	Communication
Alexander Bascom	Business Administration
Richard Bascom	Business Administration
Brenden Bates	Communication
Isaiah Beasley	Psychology
Jase Bruner	Management
Jager Burton	Communication
Izayah Cummings	Management
Cade Degraw	Management
Jordan Dingle	Clinical Leadership and Management
Justice Dingle II	Communication
Jamarius Dinkins	Pre-Integrated Strategic Communication
Michael Drennen II	Management
Braxton Eiserman	Art Studio
Luke Fulton	Management
Colin Goodfellow	Kinesiology
D'Eryk Jackson	Communication
Will Levis	Finance
Jordan Morrow	Communication
William Nalty II	Kinesiology and Health Promotion
Clay Perry	Management and Marketing
Andru Phillips	Integrated Strategic Communication
Chance Poore	Finance
Paul Rodriguez	Pre-Integrated Strategic Communication
Matthew Ruffolo	Finance
Jackson Schulz	Communication
Kaiya Sheron	Communication
Martez Thrower	Health Promotion
Carrington Valentine	Journalism
John Varga Jr.	Finance and Marketing
Jai Williams	Architecture
Quintin Wilson	Kinesiology and Health Promotion
Jordan Wright	Kinesiology
La'vell Wright	Communication

### LSU MAJOR

Brian Balestra	Chemical Engineering
Lane Blue	Construction Management
Jonathan Ferguson	Kinesiology
Evan Francioni	Finance
Kyren Lacy	Sports Administration
Gabriel Leonards	Biology
Princeton Malbrue	Sports Administration
Jack Mashburn	Finance
Garrett Nussmeier	Mass Communications
Matthew O'dowd	Mass Communications
Givanni Peterson	Mechanical Engineering
Slade Roy	Management
Nicholas Storz	Master of Business Administration
Joshua Williams	Marketing
Shoua Wright	Interdisciplinary Studies

### OLE MISS MAJOR

Luke Altmeyer	Sport and Recreation Admin
Miles Battle	Integrated Mktg. Communications
Ulysses Bentley	Multi-Disciplinary Studies
Lex Boucvalt	Accountancy
Kyndrich Breedlove	Multi-Disciplinary Studies
Drew Burnett	General Business
Caden Costa	General Business
Jaxson Dart	General Business
Jack Greer	Exercise Science
Hamilton Hall	M.S. in Integrated Mktg. Communication
Davison Igbinosun	Psychology
Tysheem Johnson	Multi-Disciplinary Studies



# HONORS & ACCOLADES

Jalen Knox . . . . . Multi-Disciplinary Studies  
 Jared Lawrence . . . . . General Business  
 Danny Lockhart . . . . . Multi-Disciplinary Studies  
 Brandon Mack . . . . . Multi-Disciplinary Studies  
 Fraser Masin . . . . . Multi-Disciplinary Studies  
 Jonathan Mingo . . . . . Exercise Science  
 Daniel Newman . . . . . Criminal Justice  
 Richard O' Bryant . . . . . Pharmaceutical Sciences  
 Joshua Pfeifer . . . . . Sport and Recreation Admin  
 Tavius Robinson . . . . . Multi-Disciplinary Studies  
 DeSanto Rollins . . . . . General Business  
 Sellers Shy . . . . . Biological Science  
 Jarell Stinson . . . . . General Business  
 CJ Terrell . . . . . Sport and Recreation Admin  
 Rayf Vinson . . . . . Exercise Science  
 Trey Washington . . . . . Integrated Mktg. Communications  
 Jayden Williams . . . . . Sport and Recreation Admin  
 Calvin Wilson . . . . . General Business  
 Hudson Wolfe . . . . . General Business

## MISSISSIPPI ST. MAJOR

Andrew Berquist . . . . . Marketing  
 Massimo Biscardi . . . . . Master of Business Administration  
 Ty Cooper . . . . . Psychology  
 Jaden Crumedy . . . . . Master of Workforce Education Leadership  
 Ashtanyrein Duncan . . . . . Computer Science  
 Collin Duncan . . . . . Interdisciplinary Studies  
 Emmanuel Forbes . . . . . Interdisciplinary Studies  
 Daniel Greek . . . . . Business Administration  
 Jalen Green . . . . . Interdisciplinary Studies  
 Lideatrick Griffin . . . . . Interdisciplinary Studies  
 Hayes Hammond . . . . . Interdisciplinary Studies  
 Jack Harris . . . . . Business Administration  
 Jamorris Hopson . . . . . Human Development and Family Science  
 Grant Jackson . . . . . Accounting  
 Kade Kolka . . . . . Accounting/Finance  
 Nick Lauderdale . . . . . Interdisciplinary Studies  
 Braedyn Locke . . . . . Business Economics  
 Chance Lovritch . . . . . Undeclared  
 Jo'Quavious Marks . . . . . Kinesiology  
 Ben Raybon . . . . . Master of Workforce Education Leadership  
 Jim Riley . . . . . Biochemistry  
 Sawyer Robertson . . . . . Business Administration  
 Rex Robich . . . . . Undeclared  
 Cole Smith . . . . . Master of Workforce Education Leadership  
 Cody Swanson . . . . . Kinesiology  
 Sherman Timbs . . . . . Undeclared  
 Archer Trafford . . . . . Interdisciplinary Studies  
 Nathaniel Watson . . . . . Master of Workforce Education Leadership  
 Jake Weir . . . . . Business Administration  
 Austin Williams . . . . . Master of Workforce Education Leadership  
 JT Zakkak . . . . . Finance

## MISSOURI MAJOR

Kristopher Abrams-Draine . . . . . Parks, Recreation, Sport & Tourism  
 Barrett Banister . . . . . Educational, School, and Counseling Psychology  
 David Bullard . . . . . Business Administration  
 Devyn Butler . . . . . General Studies  
 Jaylon Carlies . . . . . Parks, Recreation, Sport & Tourism  
 Brady Cook . . . . . Business Administration  
 Justin Efebera . . . . . Journalism  
 Travion Ford . . . . . Parks, Recreation, Sport & Tourism  
 Zachary Hahn . . . . . Undeclared, Business or Accountancy  
 Daniel Hawthorne . . . . . Biological Sciences  
 James Hayes . . . . . Business Administration  
 Drake Heismeyer . . . . . Mechanical Engineering  
 Shawn Hendershot . . . . . Industrial Engineering  
 Charles Hicks . . . . . General Studies  
 Jacob Hoffman . . . . . Business Administration  
 Bryce Jackson . . . . . Nutrition & Exercise Physiology  
 Darius Jackson . . . . . Exploring  
 Trajan Jeffcoat . . . . . General Studies  
 Damon Johanns . . . . . Personal Financial Planning  
 David Jones . . . . . Parks, Recreation, Sport & Tourism  
 Sean Koetting . . . . . Health Administration  
 Christopher Kreh . . . . . Undeclared, Business or Accountancy  
 Robert Lawrence . . . . . Post-Baccalaureate  
 Dominic Lovett . . . . . General Studies  
 Zachary Lovett . . . . . Exploring  
 Tyler Macon . . . . . Parks, Recreation, Sport & Tourism  
 Isaiah McGuire . . . . . General Studies  
 Harrison Mevis . . . . . Business Administration  
 Jack Meyer . . . . . Business Administration  
 Elton Ndoma-Ogar . . . . . Communication  
 Devin Nicholson . . . . . Communication  
 Will Norris . . . . . Industrial Engineering  
 Ennis Rakestraw Jr. . . . . Parks, Recreation, Sport & Tourism  
 Darius Robinson . . . . . Hospitality Management  
 Xavier Robinson-Delgado . . . . . Health Science

Richard Taylor . . . . . Educational, School, and Counseling Psychology  
 Arden Walker . . . . . Parks, Recreation, Sport & Tourism  
 Mitchell Walters . . . . . Business Administration  
 Hyrin White . . . . . Post-Baccalaureate  
 Dameon Wilson . . . . . Parks, Recreation, Sport & Tourism  
 Connor Wood . . . . . Educational, School, and Counseling Psychology  
 Elijah Young . . . . . General Studies  
 Isaac Zatechka . . . . . Health Science

## SOUTH CAROLINA MAJOR

Dave Adams . . . . . Sport and Entertainment Management  
 Nick Barrett . . . . . Sport and Entertainment Management  
 Christian Beal-Smith . . . . . Non-Degree Seeking  
 Jaheim Bell . . . . . Interdisciplinary Studies  
 Ahmarean Brown . . . . . Interdisciplinary Studies  
 Joseph Byrnes . . . . . Mechanical Engineering  
 Wyatt Campbell . . . . . Non-Degree Seeking  
 Lovasea Carroll . . . . . Criminology & Criminal Justice  
 Andrew Colasurdo . . . . . Public Health  
 Luke Doty . . . . . Psychology  
 Eric Douglas . . . . . Non-Degree Seeking  
 Bradley Dunn . . . . . Sport and Entertainment Management  
 Hot Rod Fitten . . . . . Interdisciplinary Studies  
 King-Demenian Ford . . . . . Religious Studies  
 Colten Gauthier . . . . . Public Health  
 B.J. Gibson . . . . . Interdisciplinary Studies  
 Landon Grier . . . . . Sport and Entertainment Management  
 Jovaughn Gwyn . . . . . Information Science  
 Tonka Hemingway . . . . . Public Health  
 Alex Herrera . . . . . Sport and Entertainment Management  
 Alex Huntley . . . . . Sport and Entertainment Management  
 Mitch Jeter . . . . . Biological Sciences  
 Tyreek Johnson . . . . . Health Information Technology  
 Trai Jones . . . . . Criminology & Criminal Justice  
 William Joyce . . . . . Mechanical Engineering  
 Kai Kroeger . . . . . History  
 Marshawn Lloyd . . . . . Psychology  
 Payton Mangrum . . . . . Mass Communications  
 Hank Manos . . . . . Business Analytics  
 Aaron Morton . . . . . Criminology & Criminal Justice  
 Jaylen Nichols . . . . . Public Health  
 Zacch Pickens . . . . . Sport and Entertainment Management  
 Spencer Rattler . . . . . Interdisciplinary Studies  
 Eriq Rice . . . . . Sport and Entertainment Management  
 Hunter Rogers . . . . . Sport and Entertainment Management  
 Ben Rollins . . . . . Interdisciplinary Studies  
 Jesse Sanders . . . . . Sport and Entertainment Management  
 David Spaulding . . . . . Sociology  
 Tyshawn Wannamaker . . . . . Interdisciplinary Studies  
 Darryle Ware . . . . . Interdisciplinary Studies  
 M.J. Webb . . . . . Non-Degree Seeking  
 Donovan Westmoreland . . . . . Undeclared  
 Dylan Wonnun . . . . . Non-Degree Seeking

## TENNESSEE MAJOR

Will Albright . . . . . Finance  
 Parker Ball . . . . . Therapeutic Recreation  
 Montrell Bandy . . . . . Pre-Professional Programs  
 Michael Bittner . . . . . Finance  
 Paxton Brooks . . . . . Kinesiology  
 Will Brooks . . . . . Finance  
 Dayne Davis . . . . . Supply Chain Management  
 Kwauze Garland . . . . . Communication Studies  
 Jerrod Gentry . . . . . Sport Management  
 Jimmy Holiday . . . . . Sport Management  
 Nick Humphrey . . . . . Agricultural Leadership  
 Tayven Jackson . . . . . Sport Management  
 Cheyenne Labruzzo . . . . . Sport Management  
 Ollie Lane . . . . . Management & Human Resources  
 Nigel Lanier . . . . . Sport Management  
 Cooper Mays . . . . . Sport Management  
 Chase McGrath . . . . . Agricultural Leadership  
 Gerald Mincey . . . . . Sport Management  
 Gaston Moore . . . . . Supply Chain Management  
 Kolby Morgan . . . . . Finance  
 Addison Nichols . . . . . Finance  
 Solon Page III . . . . . Agricultural Leadership  
 Jordan Phillips . . . . . Sport Management  
 Matthew Salansky . . . . . Kinesiology  
 Hunter Salmon . . . . . Nuclear Engineering  
 Navy Shuler . . . . . Communication Studies  
 Maurese Smith . . . . . Agricultural Leadership  
 Javontez Spraggins . . . . . Sociology  
 Alton Stephens . . . . . Agricultural Business  
 Da'Jon Terry . . . . . Communication Studies  
 Wilson Toby . . . . . Management & Human Resources  
 Jacob Warren - Football . . . . . Agricultural Leadership  
 Kaleb Webb . . . . . Communication Studies  
 Patrick Wilk . . . . . Exploratory

Justin Williams-Thomas . . . . . Biological Sciences  
 Jaylen Wright . . . . . Sport Management

## TEXAS A&M MAJOR

Conover Able . . . . . Business, Honors  
 Drake Bhatia . . . . . Finance  
 Randy Bond . . . . . Aerospace Engineering  
 Yulkeith Brown . . . . . Agricultural Leadership and Education  
 Gabriel Brownlow-Dindy . . . . . Communication  
 Nikolas Constantinou . . . . . Kinesiology, Masters  
 Earnest Crownover . . . . . University Studies, Business  
 Bryce Foster . . . . . Sport Management  
 Avery Hughes . . . . . Marketing  
 Jacob Johnson . . . . . Sport Management  
 L.J. Johnson . . . . . Sport Management  
 Maximus Johnson . . . . . Recreation, Parks, Tourism Sciences  
 Myles Jones . . . . . Human Resource Development, Masters  
 Joshua Moten . . . . . Agricultural Leadership and Education  
 Jackson Oksnee . . . . . Communication  
 John Sabra . . . . . Electrical Engineering  
 William Smoot . . . . . Biomedical Sciences  
 Remington Strickland . . . . . Business Administration  
 Caleb Surber . . . . . Business Administration  
 Garrett Townsend . . . . . University Studies, Business  
 Kason Tullos . . . . . University Studies, Business  
 Andre White . . . . . Agricultural Leadership and Education  
 Max Wright . . . . . Recreation, Parks, Tourism Sciences  
 Alexander Zettler . . . . . Recreation, Youth Development, Masters

## VANDERBILT MAJOR

Bradley Ashmore . . . . . Human & Organizational Development / Gender & Sexuality Studies  
 Justin Ball . . . . . Medicine, Health, & Society  
 Brayden Bapst . . . . . Human & Organizational Development  
 Ethan Barr . . . . . Human & Organizational Development  
 Jack Barton . . . . . Human & Organizational Development  
 Dylan Betts-Pauley . . . . . Undeclared  
 Ben Bresnahan . . . . . Leadership & Organizational Performance  
 Alex Brown . . . . . Communication Studies  
 Joseph Bulovas . . . . . Human Development Studies  
 Charles Clark . . . . . Undeclared  
 Nate Clifton . . . . . Medicine, Health, & Society  
 Ben Cox . . . . . Medicine, Health, & Society  
 Joel DeCoursey . . . . . Human & Organizational Development  
 Tommy Eckels . . . . . Human & Organizational Development  
 Jared Elstein . . . . . History  
 Will Faris . . . . . Human & Organizational Development  
 Daniel Gaw . . . . . Human & Organizational Development  
 Gunnar Hansen . . . . . Human & Organizational Development  
 Justin Harris . . . . . Economics  
 Julian Hernandez . . . . . Human & Organizational Development  
 Christian James . . . . . Human & Organizational Development  
 Logan Kyle . . . . . Medicine, Health, & Society  
 Malik Langham . . . . . Human Development Studies  
 Wilson Long . . . . . Human & Organizational Development  
 Jaylen Mahoney . . . . . Human & Organizational Development  
 Elijah McAllister . . . . . Learning, Diversity, & Urban Studies  
 Jayden McGowan . . . . . Undeclared  
 Anfernee Orji . . . . . Communication of Science & Technology  
 Michael Owusu . . . . . Learning, Diversity, & Urban Studies  
 Kane Patterson . . . . . Medicine, Health, & Society  
 Gage Pitchford . . . . . Engineering Science  
 Tyson Russell . . . . . Human & Organizational Development / American Studies  
 Wesley Schelling . . . . . Computer Science  
 Gavin Schoenwald . . . . . Marketing  
 Ken Seals . . . . . Human & Organizational Development  
 Marlen Sewell . . . . . Undeclared  
 Will Sheppard . . . . . Medicine, Health, & Society  
 Quincy Skinner . . . . . Undeclared  
 Patrick Smith . . . . . Undeclared  
 Michael Spencer . . . . . Engineering Science  
 Errington Truesdell . . . . . Undeclared  
 Jared Wheatley . . . . . Economics  
 Maxwell Worship . . . . . Learning, Diversity, & Urban Studies  
 Mike Wright . . . . . Communication Studies / Human & Organizational Development

# HONORS & ACCOLADES

## SEC NATIONAL ACADEMIC HONORS

### CSC ACADEMIC ALL-AMERICAS

#### (First-Team Selections Only)

1954	Harold Easterwood, C, Miss. State	Terry Stewart, DB, Arkansas	Danny Hoskins, OG, Ole Miss	
1955	George Walker, QB, Arkansas	Buddy McClinton, DB, Auburn	Jeff Noblin, DB, Ole Miss	
1956	Charles Rader, T, Tennessee	Carlos Alvarez, SE, Florida	1986	Nacho Albergamo, C, LSU
1957	Jerry Ford, C, Arkansas	Julian Fagan, P, Ole Miss	Danny Hoskins, OG, Ole Miss	
	Gerald Nesbitt, FB, Arkansas	1970	Jeff Noblin, DB, Ole Miss	
	Jim Phillips, E, Auburn	Johnny Musso, TB, Alabama	1987	Danny Hoskins, OG, Ole Miss
	Bill Johnson, G, Tennessee	Tim Priest, DB, Tennessee	Mark Fryer, OT, South Carolina	
1959	Wayne Harris, C, Arkansas	1971	1988	Wesley Walls, TE, Ole Miss
	Jackie Burkett, C, Auburn	Johnny Musso, TB, Alabama	Mark Fryer, OT, South Carolina	
	Mickey Mangham, E, LSU	Carlos Alvarez, SE, Florida	1989	Todd Sandroni, DB, Ole Miss
	Charles Flowers, FB, Ole Miss	Tom Nash, T, Georgia	Bo Russell, DB, Miss. State	
	Robert Khayat, G, Ole Miss	Mixon Robinson, DE, Georgia	1991	Brad Culpepper, DT, Florida
1960	Joe Paul Alberty, FB, Arkansas	Jay Michaelson, PK, LSU	Joe Reaves, LB, South Carolina	
	Ed Dyas, B, Auburn	1972	1992	Todd Peterson, PK, Georgia
	Fran Tarkenton, B, Georgia	Frank Dowsing, B, Miss. State	1993	Michael Gilmore, DB, Florida
	Charles Strange, C, LSU	1973	1994	Terry Dean, QB, Florida
1961	Tommy Brooker, E, Alabama	Randy Hall, DT, Alabama	Michael Blanchard, OL, LSU	
	Pat Trammell, B, Alabama	Tyler Lafauci, OG, LSU	Matt Hawkins, PK, Auburn	
	Lance Alworth, HB, Arkansas	Joe Winkler, DB, LSU	Michael Gilmore, DB, Florida	
	Billy Joe Booth, T, LSU	Jimmy Webb, DT, Miss. State	1995	Danny Wuerffel, QB, Florida
	Doug Elmore, QB, Ole Miss	1974	1996	Danny Wuerffel, QB, Florida
1964	Gaylon McCollough, C, Alabama	Randy Hall, DT, Alabama	1997	Peyton Manning, QB, Tennessee
	Ken Hatfield, HB, Arkansas	Bobby Davis, LB, Auburn	Matt Stinchcomb, OL, Georgia	
1965	Dennis Homan, SE, Alabama	Tom Ranieri, G, Kentucky	Chad Kessler, P, LSU	
	Steve Sloan, QB, Alabama	Brad Davis, RB, LSU	1998	Matt Stinchcomb, OL, Georgia
	Jack Brasuell, HB, Arkansas	Greg Markow, DE, Ole Miss	Jeff Zurcher, DB, Kentucky	
	Jim Lindsey, WB, Arkansas	Doug Martin, WR, Vanderbilt	2000	Scott Westerfield, PK, Miss. State
	Randy Stewart, C, Arkansas	1975	2001	Jon Stinchcomb, OL, Georgia
	Bill Cody, LB, Auburn	Danny Ridgeway, PK, Alabama	2002	Jon Stinchcomb, OL, Georgia
	Charles Casey, E, Florida	Chuck Fletcher, T, Auburn	Rodney Reed, OL, LSU	
	Bob Etter, PK, Georgia	Damon Regen, LB, Vanderbilt	Hunter Hillenmeyer, LB, Vanderbilt	
	Stan Hindman, G, Ole Miss	1976	2003	Rodney Reed, OL, LSU
	Mark Gentry, T, Tennessee	Chris Vacarella, WB, Auburn	2004	Rudy Niswanger, OL, LSU
1966	Bob Etter, PK, Georgia	David Posey, PK, Florida	Rob Robertson, LB, Ole Miss	
	Lynn Hughes, DB, Georgia	Will Coltharp, DE, Miss. State	Cody Ridgeway, P, Ole Miss	
	Mac Haik, SE, Ole Miss	1977	2005	Rudy Niswanger, OL, LSU
1967	Bob Childs, LB, Alabama	Wes Chandler, WR, Florida	Taylor Begley, PK, Kentucky	
	Steve Davis, PK, Alabama	Jeff Lewis, LB, Georgia	Hayden Lane, OL, Kentucky	
	Donnie Sutton, FL, Alabama	Robert Dugas, T, LSU	2006	Hayden Lane, OL, Kentucky
	Bob Johnson, C, Tennessee	Robert Fabris, SE, Ole Miss	2007	Tim Tebow, QB, Florida
1968	Bob White, PK, Arkansas	George Plasketes, DE, Ole Miss	Jacob Tamme, TE, Kentucky	
	Bill Stanfill, DE, Georgia	Greg Martin, PK, Vanderbilt	2008	Tim Tebow, QB, Florida
	Steve Hindman, TB, Ole Miss	1978	Tim Masthay, P, Kentucky	
	Jim Burns, DB, Vanderbilt	Mark Keen, C, Kentucky	2009	Tim Tebow, QB, Florida
1969	Bill Burnett, TB, Arkansas	Jim Kovach, LB, Kentucky	Colin Peek, TE, Alabama	
		1979	2010	Greg McElroy, QB, Alabama
		Major Ogilvie, RB, Alabama	Barrett Jones, OL, Alabama	
		Brad Shoup, DB, Arkansas	Drew Butler, P, Georgia	
		1980		
		Cris Collinsworth, WR, Florida		
		Ken Toler, WR, Ole Miss		
		Tim Irwin, OT, Tennessee		
		1982		
		Terry Hoage, DB, Georgia		
		Mike Terry, DE, Tennessee		
		1983		
		Terry Hoage, DB, Georgia		
		Phil Roach, WR, Vanderbilt		
		1984		
		Gregg Carr, LB, Auburn		
		Juan Carlos Betanzos, PK, LSU		
		1985		
		Ken Pietrowiak, c, Kentucky		



# HONORS & ACCOLADES

- 2011 Barrett Jones, OT, Alabama  
Drew Butler, P, Georgia
- 2012 Barrett Jones, C, Alabama  
Dylan Breeding, P, Arkansas
- 2013 Aaron Murray, QB, Georgia
- 2013 Landon Foster, P, Kentucky
- 2016 Brooks Ellis, LB, Arkansas
- 2017 Tyler Stovall, ST, Auburn  
John David Moore, TE, LSU
- 2018 Miles Butler, K, Kentucky
- 2019 Rodrigo Blankenship, K, Georgia  
Blake Best, LS, Kentucky
- 2020 Mac Jones, QB, Alabama  
Landon Dickerson, OL, Alabama  
Anders Carlson, K, Auburn
- 2021 Tyler Badie, RB, Missouri  
Austin Williams, WR, Mississippi State  
Nick Brahms, OL, Auburn  
Anders Carlson, K, Auburn  
Paxton Brooks, P, Tennessee
- 2022 Will Levis, QB, Kentucky  
Austin Williams, WR, Mississippi State  
Brock Bowers, TE, Georgia  
Anders Carlson, K, Auburn

## NATIONAL FOOTBALL FOUNDATION SCHOLAR-ATHLETE AWARDS

- 1959 Neyle Solee, F, Tennessee (Engineering)
- 1960 Ed Dyas, F, Auburn (Pre-Med)
- 1961 Wade Butcher, E, Vanderbilt (Electrical Engineering)
- 1965 John Cochran, LB, Auburn (Space Engineering)
- 1966 Bobby Etter, PK, Georgia (Mathematics)  
Stanley Juk, DB, South Carolina (Chemistry)
- 1967 Tommy Lawhorne, LB, Georgia (Medicine)  
Bob Johnson, C, Tennessee (Engineering)
- 1968 Billy Payne, E, Georgia (Political Science)  
Steve Hindman, TB, Ole Miss (Medicine)
- 1969 Tim Callaway, MG, Georgia (Business)  
Terry Stewart, S, Arkansas (Chemical Engineering)

- 1970 Tommy Lyons, C, Georgia (Psychology)  
Don Denbo, G, Tennessee (Medicine)
- 1971 Tom Nash, T, Georgia (Mathematics)  
Johnny Musso, HB, Alabama (Pre-Law)
- 1972 Frank Dowsing, DB, Miss. State (Pre-Med)
- 1973 Norris Weese, QB, Ole Miss (Accounting)
- 1974 William R. Cregar, FB, South Carolina (Biology)  
Randy Hall, DT, Alabama (Pre-Med)  
Doug Martin, WR, Vanderbilt (Physics/Economics)
- 1975 Dick Lawrence, OT, Ole Miss (Business)
- 1976 John R. Busby, S, Arkansas (Pre-Med)  
Darrell Carpenter, DT, Florida (Business)  
Mike Mauck, DB, Tennessee (Pre-Dental)
- 1977 Jeff Lewis, LB, Georgia (Pre-Law)
- 1978 William Bradford Shoup, DB, Arkansas (Pre-Med)  
Robert Dugas, OT, LSU (Pre-Med)  
Jim Kovach, LB, Kentucky (Medicine)
- 1979 Steadman Shealy, QB, Alabama (Physical Education)  
Leon Shadowen, OG, Kentucky (Accounting/Pre-Law)
- 1982 Gordon Beckham, QB, South Carolina (English)  
James Britt, CB, LSU (Accounting)
- 1983 Terry Hoage, DB, Georgia (Genetics)
- 1984 Gregg Carr, LB, Auburn (Engineering)  
Gary Rolle, WR, Florida (Zoology)
- 1985 Kent Austin, QB, Ole Miss (Pre-Law)
- 1986 Jeff Noblin, S, Ole Miss (Pre-Med)
- 1987 Nacho Albergamo, C, LSU (Pre-Med)  
Danny Hoskins, OG, Ole Miss (Engineering)
- 1988 Wesley Walls, TE, Ole Miss (Engineering)
- 1989 Andy McCarroll, LB, Vanderbilt (English)  
Bo Russell, DB, Miss. State (General Business)
- 1990 Sol Graves, QB, LSU (Zoology/Pre-Med)
- 1991 #Brad Culpepper, DT, Florida (History)
- 1994 Michael Gilmore, DB, Florida (Zoology)
- 1996 #Danny Wuerfell, QB, Florida (Journalism/PR)

- 1997 #Peyton Manning, QB, Tennessee (Speech Communication)  
Chad Kessler, P, LSU (Microbiology)
- 1998 #Matt Stinchcomb, OT, Georgia (General Business)  
Jeff Zurcher, S, Kentucky (English/Advertising)
- 2002 Hunter Hillenmeyer, LB, Vanderbilt (Human/Organ. Development)  
Bradie James, LB, LSU (Criminology)  
Jon Stinchcomb, OT, Georgia (Microbiology)
- 2003 Dontarrious Thomas, LB, Auburn (Management)  
Rodney Reed, OL, LSU (Accounting)  
Eli Manning, QB, Ole Miss (Marketing)
- 2004 #Michael Munoz, OL, Tennessee (Public Administration)  
David Greene, QB, Georgia (Business)
- 2005 #Rudy Niswanger, OL, LSU (Kinesiology)  
DeMeco Ryans, LB, Alabama (Management)
- 2006 Chris Leak, QB, Florida
- 2007 Jacob Tamme, TE, Kentucky
- 2009 #Tim Tebow, QB, Florida
- 2010 Greg McElroy, QB, Alabama  
Derek Sherrod, OL, Miss. State
- 2011 Drew Butler, P, Georgia
- 2012 #Barrett Jones, C, Alabama
- 2013 Aaron Murray, QB, Georgia
- 2015 Taveze Calhoun, DB, Mississippi State
- 2016 Brooks Ellis, LB, Arkansas
- 2019 Rodrigo Blankenship, K, Georgia
- 2020 Brandon Kennedy, OL, Tennessee
- 2021 Grant Morgan, LB, Arkansas
- 2022 Anders Carlson, PK, Auburn  
Austin Williams, WR, Mississippi State

# - Recipient of the William V. Campbell Trophy, recognizing the scholar-athlete who most fully represents the ideals of The National Football Foundation. The award was presented for the first time at the 1990 Annual Awards Dinner. Since 1990 the trophy has become the most prestigious and desirable academic award in college football. It recognizes the best of both the football world and academic arena and in some circles it has been deemed the "Academic Heisman".



# HONORS & ACCOLADES

## AFCA HONOREES

### AFCA ACADEMIC ACHIEVEMENT AWARD WINNERS

The American Football Coaches Association Academic Achievement Award has been presented annually by the Touchdown Club of Memphis, Tenn., to the school with the highest graduation rate among members of its football team. The College Football Association presented the award from 1981-97.

Year	School	Honorable Mention (SEC Only)	Year	School	Honorable Mention (SEC Only)
1981	Duke		2007	Northwestern, Notre Dame	Alabama, Florida, Mississippi State, Vanderbilt
1982	Notre Dame		2008	<b>Vanderbilt</b>	Alabama, Florida, Georgia
1983	Notre Dame		2009	Notre Dame/Miami	Alabama, Florida, Vanderbilt
1984	Notre Dame, Duke		2010	Northwestern/Rice	Arkansas, Auburn, Kentucky, LSU, Vanderbilt
1985	Virginia		2011	Miami/Boise St.	Florida, LSU, Vanderbilt
1986	Virginia		2012	Northwestern/Stanford	Alabama, Ole Miss, Vanderbilt, Georgia, Missouri, Texas A&M
1987	Duke	Vanderbilt	2013	<b>Georgia/Rice/</b> Stanford/Tulane	Alabama, Florida, Missouri, South Carolina, Texas A&M
1988	Notre Dame	Kentucky, Vanderbilt	2014	Duke/Northwestern/ Notre Dame/Stanford	Alabama, Arkansas, Florida, Kentucky, Mississippi State
1989	<b>Kentucky</b>	Tennessee, Vanderbilt	2015	<b>Vanderbilt/Duke</b>	Alabama, Florida, LSU, Mississippi State, Missouri, South Carolina
1990	Duke	Vanderbilt	2016	Miami/Northwestern/ Stanford	Auburn, Florida, Kentucky, LSU, Ole Miss, Missouri, South Carolina, Texas A&M, Vanderbilt
1991	Notre Dame	Kentucky, Tennessee, Vanderbilt	2017	<b>Alabama/Cincinnati/</b> Middle Tennessee/ Northwestern/Utah/Utah State/Virginia	LSU, Mississippi State, South Carolina, Tennessee, Vanderbilt
1992	Boston College	Florida, Mississippi State, Vanderbilt, TCU	2018	Clemson/Kansas State/Nevada/ Oklahoma State/Pittsburgh	
1993	Duke	Kentucky, Ole Miss, Mississippi State, Tennessee	2019	Air Force/ <b>Alabama</b> /Clemson/ Louisville/Rice/Utah	
1994	Duke	Kentucky, Mississippi State, Vanderbilt	2022	Air Force/Boston College/Navy/ Northwestern/Stanford/Toledo/ <b>Vanderbilt</b>	
1995	Boston College	Mississippi State, S. Carolina, Vanderbilt			
1996	Boston College/Duke/ <b>Vanderbilt</b>				
1997	Duke				
1998	Northwestern	Florida, Mississippi State, Tennessee, Vanderbilt			
1999	Duke	Georgia, Ole Miss, Mississippi State, Tennessee, Vanderbilt			
2000	Syracuse	Mississippi State, South Carolina			
2001	<b>Vanderbilt</b>	LSU, Mississippi State, South Carolina			
2002	Northwestern	Vanderbilt, Florida, Mississippi State			
2003	Duke	Vanderbilt, South Carolina			
2004	Boston College/Northwestern	Vanderbilt			
2005	Duke, Northwestern	Ole Miss, Vanderbilt			
2006	Southern Methodist	Auburn			

## SCHOLAR-ATHLETE TEAM

### 1991

**Offense**  
OL... Cal Dixon, Florida  
OL... Greg Lahr, Kentucky

### Defense

DL... Brad Culpepper, Florida  
DL... Scott Wharton, LSU  
LB... Daniel Boyd, Mississippi State

### 1992

**Offense**  
OL... Alec Millen, Georgia  
PK... Doug Pelfrey, Kentucky

### Defense

DL... Owen Kelly, Arkansas  
LB... Daniel Boyd,  
Mississippi State  
LB... Dean Wells, Kentucky

### 1993

**Offense**  
OL... Chris Oliver, Arkansas  
QB... Eric Zeier, Georgia

### Defense

LB... Marty Moore, Kentucky  
DB... Michael Gilmore, Florida

### 1994

**Offense**  
OL... Michael Blanchard, LSU  
PK... Matt Hawkins, Auburn  
RB... Eric Lewis, Vanderbilt

### Defense

DB... Michael Gilmore, Florida

### 1995

**Offense**  
PK... Matt Hawkins, Auburn

### Defense

DL... Shannon Brown, Alabama  
DLB... Scott Galyon, Tennessee  
DL... Gabe Northern, LSU

### 1996

**Offense**  
QB... Peyton Manning,  
Tennessee  
QB... Danny Wuerffel, Florida

### Defense

LB... Mike Schellenberger,  
Kentucky  
DL... Kyle Wicker, Ole Miss  
DB... Lawrence Wright, Florida

## GOOD WORKS TEAM

### 1992

OL... Alec Millen, Georgia  
PK... Doug Pelfrey, Kentucky

### 1993

DL... Travis Jones, Georgia  
DL... Kevin Carter, Florida

### 1994

WR... Leon Smith, Kentucky

### 1995

OL... Bubba Miller, Tennessee  
DL... Gabe Northern, LSU  
QB... Brian Smith, Georgia

### 1996

QB... Peyton Manning,  
Tennessee  
QB... Danny Wuerffel, Florida  
LB... Mike Schellenberger,  
Kentucky  
DL... Kyle Wicker, Ole Miss  
DB... Lawrence Wright, Florida

### 1997

LB... Shane Burnham, South  
Carolina  
OT... Matt Stinchcomb, Georgia  
LB... Walker Jones, Ole Miss  
QB... Peyton Manning,  
Tennessee

### 1998

P... Jimmy Carter, Kentucky  
PK... Jeff Hall, Tennessee  
OT... Matt Stinchcomb, Georgia

### 1999

LB... Corey Atkins,  
South Carolina  
LB... Haven Fields, Auburn  
PK... Seth Hanson, Kentucky  
RB... Deuce McAllister, Ole Miss

### 2000

LB... Matt Layow, Kentucky  
P... David Leaverton,  
Tennessee  
RB... Brett Millican, Georgia

QB... Romaro Miller, Ole Miss  
QB... Kevin Sides, South  
Carolina

### 2001

QB... Rohan Davey, LSU  
OT... Jon Stinchcomb, Georgia

### 2002

OL... Antonio Hall, Kentucky  
QB... Eli Manning, Ole Miss

### 2003

LB... Kevin Burnett, Tennessee  
QB... David Greene, Georgia  
LB... Jamil Northcutt, Ole Miss  
DL... Reggie Torbor, Auburn

### 2004

CB... Antoine Huffman,  
Kentucky  
WR... Taqiy Muhammad, South  
Carolina

### 2005

CB... Antoine Huffman,  
Kentucky  
QB... DJ Shockley, Georgia  
DB... Will Herring, Auburn  
DE... Parys Haralson, Tennessee

### 2007

FB... Jason Cook, Ole Miss  
SS... Kelin Johnson, Georgia

### 2008

P... Tim Masthay, Kentucky

### 2009

QB... Tim Tebow, Florida  
DL... Jeff Owens, Georgia

### 2011

TE... Aron White, Georgia  
DL... Jacob Lewellen, Kentucky

### 2012

C... Barrett Jones, Alabama  
TE... Philip Lutzenkirchen,  
Auburn  
QB... Aaron Murray, Georgia

### 2013

PK... Carey Spear, Vanderbilt

### 2014

WR... Chris Conley, Georgia  
OL... Max Godby, Kentucky  
LB... Deterrian Shackelford, Ole  
Miss

### 2015

WR... Jonathan Wallace, Auburn  
SE... Malcolm Mitchell,  
Georgia

### 2016

P... Landon Foster, Kentucky  
TE... Jeb Blazevich, Georgia  
LB... Oren Burks, Vanderbilt

### 2017

PK... Daniel Carlson, Auburn  
DB... Aaron Davis, Georgia  
OL... Courtney Love, Kentucky  
PK... Tommy Openshaw,  
Vanderbilt

### 2018

PK... Rodrigo Blankenship,  
Georgia

### 2019

QB... Jake Fromm, Georgia  
OT... Landon Young, Kentucky  
LB... Spencer Eason-Riddle,  
South Carolina

### 2020

OG... Luke Fortner, Kentucky

### 2021

P... Mac Brown, Ole Miss  
LB... Nakobe Dean, Georgia  
OL... Kenneth Horsey, Kentucky  
DE... Elijah McAllister, Vanderbilt

### 2022

PK... Anders Carlson, Auburn  
WR... Kearis Jackson, Georgia  
Coach... Mark Stoops, Kentucky



# HONORS & ACCOLADES

## SEC ANNUAL AWARD WINNERS

### SEC PLAYER OF THE YEAR

- 1933 .. HB Beattie Feathers, Tennessee
- 1934 .. TB Dixie Howell, Alabama
- 1935 .. E Willie Geny, Vanderbilt
- 1936 .. C Walter Gilbert, Auburn
- 1937 .. C Carl Hinkle, Vanderbilt
- 1938 .. HB George Cafego, Tennessee
- 1939 .. E Ken Kavanaugh, LSU
- 1939 .. WB Bob Foss, Tennessee
- 1940 .. E Erwin Elrod, Mississippi State
- 1941 .. FB Jack Jenkins, Vanderbilt
- 1942 .. TB Frank Sinkwich, Georgia
- 1943 .. No Selection Made
- 1944 .. HB Tom McWilliams, Mississippi State
- 1945 .. TB Harry Gilmer, Alabama
- 1946 .. HB Charley Trippi, Georgia
- 1947 .. TB Charlie Conerly, Ole Miss
- 1948 .. QB John Rauch, Georgia
- 1949 .. QB Travis Tidwell, Auburn
- 1950 .. QB Babe Parilli, Kentucky
- 1951 .. QB Bill Wade, Vanderbilt
- 1952 .. QB Jackie Parker, Mississippi State
- 1953 .. QB Jackie Parker, Mississippi State
- 1954 .. HB Art Davis, Mississippi State
- 1955 .. TB John Majors, Tennessee
- 1956 .. TB John Majors, Tennessee
- 1957 .. T Lou Michaels, Kentucky
- 1958 .. HB Billy Cannon, LSU
- 1959 .. HB Billy Cannon, LSU
- 1960 .. QB Jake Gibbs, Ole Miss
- 1961 .. QB Pat Trammell, Alabama
- 1962 .. HB Jerry Stovall, LSU
- 1963 .. QB Jimmy Sidle, Auburn
- 1964 .. FB Tucker Frederickson, Auburn
- 1965 .. QB Steve Sloan, Alabama
- 1966 .. QB Steve Spurrier, Florida
- 1967 .. E Bob Goodridge, Vanderbilt
- 1968 .. S Jake Scott, Georgia
- 1969 .. QB Archie Manning, Ole Miss
- 1970 .. QB Pat Sullivan, Auburn
- 1971 .. TB Johnny Musso, Alabama
- 1972 .. QB Terry Davis, Alabama
- 1973 .. TB Sonny Collins, Kentucky
- 1974 .. QB Rockey Felker, Mississippi State
- 1975 .. FB Jimmy DuBose, Florida
- 1976 .. QB Ray Goff, Georgia
- 1977 .. TB Charles Alexander, LSU
- 1978 .. TB Willie McClendon, Georgia
- 1979 .. RB Joe Cribbs, Auburn
- 1980 .. RB Herschel Walker, Georgia
- 1981 .. RB Herschel Walker, Georgia
- 1982 .. RB Herschel Walker, Georgia
- 1983 .. DT Reggie White, Tennessee
- 1984 .. QB Kerwin Bell, Florida
- 1985 .. RB Bo Jackson, Auburn
- 1986 .. LB Cornelius Bennett, Alabama
- 1987 .. WR Wendell Davis, LSU
- 1988 .. DT Tracy Rucker, Auburn
- 1989 .. RB Emmitt Smith, Florida
- 1990 .. QB Shane Matthews, Florida
- 1991 .. QB Shane Matthews, Florida
- 1992 .. RB Garrison Hearst, Georgia
- 1993 .. QB Heath Shuler, Tennessee
- 1994 .. QB Jay Barker, Alabama
- 1995 .. QB Danny Wuerffel, Florida
- 1996 .. QB Danny Wuerffel, Florida
- 1997 .. QB Peyton Manning, Tennessee
- 1998 .. QB Tim Couch, Kentucky
- 1999 .. RB Shaun Alexander, Alabama
- 2000 .. RB Rudi Johnson, Auburn
- 2001 .. QB Rex Grossman, Florida
- 2002 .. DE David Pollack, Georgia

### SEC OFFENSIVE PLAYER OF THE YEAR

- 2003 .. QB Eli Manning, Ole Miss
- 2004 .. QB Jason Campbell, Auburn
- 2005 .. QB Jay Cutler, Vanderbilt
- 2006 .. RB Darren McFadden, Arkansas
- 2007 .. RB Darren McFadden, Arkansas
- 2008 .. QB Tim Tebow, Florida
- 2009 .. QB Tim Tebow, Florida
- 2010 .. QB Cam Newton, Auburn
- 2011 .. RB Trent Richardson, Alabama
- 2012 .. QB Johnny Manziel, Texas A&M
- 2013 .. RB Tre Mason, Auburn
- 2014 .. WR Amari Cooper, Alabama
- 2015 .. RB Derrick Henry, Alabama
- 2016 .. QB Jalen Hurts, Alabama
- 2017 .. RB Kerryon Johnson, Auburn
- 2018 .. QB Tua Tagovailoa, Alabama
- 2019 .. QB Joe Burrow, LSU
- 2020 .. WR DeVonta Smith, Alabama
- 2021 .. QB Bryce Young, Alabama
- 2022 .. QB Hendon Hooker, Tennessee

### SEC DEFENSIVE PLAYER OF THE YEAR

- 2003 .. DT Chad Lavalais, LSU
- 2004 .. DE David Pollack, Georgia
- 2005 .. LB DeMeco Ryans, Alabama
- 2006 .. LB Patrick Willis, Ole Miss
- 2007 .. DT Glenn Dorsey, LSU
- 2008 .. DB Eric Berry, Tennessee
- 2009 .. LB Rolando McClain, Alabama
- 2010 .. DB Patrick Peterson, LSU
- 2011 .. DB Morris Claiborne, LSU
- 2012 .. DL Jadeveon Clowney, South Carolina
- 2013 .. LB C.J. Mosley, Alabama  
DE Michael Sam, Missouri
- 2014 .. DL Shane Ray, Missouri
- 2015 .. LB Reggie Ragland, Alabama
- 2016 .. DL Jonathan Allen, Alabama
- 2017 .. LB Roquan Smith, Georgia
- 2018 .. LB Josh Allen, Kentucky
- 2019 .. DT Derrick Brown, Auburn
- 2020 .. DB Patrick Surtain II, Alabama
- 2021 .. LB Will Anderson, Alabama
- 2022 .. LB Will Anderson, Alabama

### SEC SPECIAL TEAMS PLAYER OF THE YEAR

- 2004 .. RB Carnell Williams, Auburn
- 2005 .. RS Skyler Green, LSU
- 2006 .. PK John Vaughn, Auburn
- 2007 .. RS Felix Jones, Arkansas
- 2008 .. RS Brandon James, Florida
- 2009 .. RS Javier Arenas, Alabama
- 2010 .. RS Patrick Peterson, LSU
- 2011 .. RS Joe Adams, Arkansas
- 2012 .. PK Caleb Sturgis, Florida  
RS Ace Sanders, South Carolina
- 2013 .. KR Christian Jones, Alabama
- 2014 .. AP/RS Marcus Murphy, Missouri
- 2015 .. DB Evan Berry, Tennessee
- 2016 .. PK Daniel Carlson, Auburn
- 2017 .. PK Daniel Carlson, Auburn
- 2018 .. P Braden Mann, Texas A&M
- 2019 .. PR/KR Jaylen Waddle, Alabama
- 2020 .. P Jake Camarda, Georgia
- 2021 .. KR Jameson Williams, Alabama  
KR Velus Jones Jr., Tennessee
- 2022 .. P Jack Podlesny, Georgia

### SEC FRESHMAN OF THE YEAR

\*From 1986-98, selected by Knoxville News-Sentinel.  
From 1999-Present, selected by SEC coaches.

- 1986 .. QB Tommy Hodson, LSU
- 1987 .. RB Emmitt Smith, Florida
- 1988 .. No selection made

# HONORS & ACCOLADES

- 1989 .. No selection made
- 1990 .. RB Garrison Hearst, Georgia  
LB James Willis, Auburn
- 1991 .. QB Eric Zeier, Georgia
- 1992 .. QB Steve Tannehill, South Carolina  
ILB Randall Godfrey, Georgia
- 1993 .. QB Danny Wuerffel, Florida
- 1994 .. QB Peyton Manning, Tennessee
- 1995 .. RB Kevin Faulk, LSU  
DL Anthony McFarland, LSU  
DB Martavious Houston, Auburn
- 1996 .. RB Derick Logan, Kentucky  
DB Mark Roman, LSU
- 1997 .. RB Jamal Lewis, Tennessee
- 1998 .. QB Quincy Carter, Georgia
- 1999 .. WR Ronney Daniels, Auburn
- 2000 .. WR Jabar Gaffney, Florida
- 2001 .. QB David Greene, Georgia
- 2002 .. RB Kwane Doster, Vanderbilt
- 2003 .. QB Chris Leak, Florida
- 2004 .. LB Brandon Siler, Florida
- 2005 .. RB Darren McFadden, Arkansas
- 2006 .. WR Percy Harvin, Florida
- 2007 .. RB Knowshon Moreno, Georgia
- 2008 .. WR A.J. Green, Georgia
- 2009 .. RB Warren Norman, Vanderbilt
- 2010 .. RB Marcus Lattimore, South Carolina
- 2011 .. DL Jadeveon Clowney, South Carolina
- 2012 .. QB Johnny Manziel, Texas A&M
- 2013 .. WR Laquon Treadwell, Ole Miss
- 2014 .. RB Nick Chubb, Georgia
- 2015 .. WR Christian Kirk, Texas A&M
- 2016 .. QB Jalen Hurts, Alabama
- 2017 .. QB Jake Fromm, Georgia
- 2018 .. WR Jaylen Waddle, Alabama
- 2019 .. QB Bo Nix, Auburn
- 2020 .. QB Connor Bazelak, Missouri  
RB Tank Bigsby, Auburn
- 2021 .. TE Brock Bowers, Georgia
- 2022 .. RB Quinshon Judkins, Ole Miss

## SEC SCHOLAR-ATHLETE OF THE YEAR

- 2003 .. Dontarrious Thomas, Auburn
- 2004 .. David Greene, Georgia
- 2005 .. Rudy Niswanger, LSU
- 2006 .. Hayden Lane, Kentucky
- 2007 .. Jacob Tamme, Kentucky
- 2008 .. Tim Tebow, Florida
- 2009 .. Tim Tebow, Florida
- 2010 .. Greg McElroy, Alabama
- 2011 .. Barrett Jones, Alabama
- 2012 .. Barrett Jones, Alabama
- 2013 .. Aaron Murray, Georgia
- 2014 .. Chris Conley, Georgia
- 2015 .. Ryan Kelly, Alabama
- 2016 .. Brooks Ellis, Arkansas
- 2017 .. Danny Etling, LSU
- 2018 .. Hale Hentges, Alabama
- 2019 .. Rodrigo Blankenship, Georgia
- 2020 .. Mac Jones, Alabama
- 2021 .. Tyler Badie, Missouri
- 2022 .. Austin Williams, Mississippi State

## JACOBS BLOCKING TROPHY

- 1935 .. Riley Smith, Alabama
- 1936 .. Billy May, LSU
- 1937 .. Leroy Monsky, Alabama
- 1938 .. Sam Bartholomew, Tennessee
- 1939 .. Sam Bartholomew, Tennessee
- 1940 .. Lloyd Cheatham, Auburn
- 1941 .. Jack Jenkins, Vanderbilt
- 1942 .. Jack Jenkins, Vanderbilt
- 1943 .. John Steber, Georgia Tech
- 1944 .. Billy Bevis, Tennessee
- 1945 .. Billy Bevis, Tennessee
- 1946 .. Hal Self, Alabama
- 1947 .. Buddy Bowen, Ole Miss
- 1948 .. Truitt Smith, Mississippi State

- 1949 .. Butch Avinger, Alabama
- 1950 .. Butch Avinger, Alabama
- 1951 .. Jimmy Hahn, Tennessee
- 1952 .. John Michels, Tennessee
- 1953 .. Crawford Mims, Ole Miss
- 1954 .. Charles Evans, Mississippi State
- 1955 .. Paige Cothren, Ole Miss
- 1956 .. Stockton Adkins, Tennessee
- 1957 .. Stockton Adkins, Tennessee
- 1958 .. J. W. Brodnax, LSU
- 1959 .. Jim Cartwright, Tennessee
- 1960 .. Jim Cartwright, Tennessee
- 1961 .. Billy Neighbors, Alabama
- 1962 .. Butch Wilson, Alabama
- 1963 .. Tucker Frederickson, Auburn
- 1964 .. Tucker Frederickson, Auburn
- 1965 .. Hal Wantland, Tennessee
- 1966 .. Cecil Dowdy, Alabama
- 1967 .. Bob Johnson, Tennessee
- 1968 .. Brad Johnson, Georgia
- 1969 .. Chip Kell, Tennessee
- 1970 .. Chip Kell, Tennessee
- 1971 .. Royce Smith, Georgia
- 1972 .. John Hannah, Alabama
- 1973 .. Buddy Brown, Alabama
- 1974 .. Sylvester Croom, Alabama
- 1975 .. Randy Johnson, Georgia
- 1976 .. Warren Bryant, Kentucky
- 1977 .. Bob Cryder, Alabama
- 1978 .. Robert Dugas, LSU
- 1979 .. Dwight Stephenson, Alabama
- 1980 .. Nat Hudson, Georgia
- 1981 .. Wayne Harris, Mississippi State
- 1982 .. Wayne Harris, Mississippi State
- 1983 .. Guy McIntyre, Georgia
- 1984 .. Lomas Brown, Florida
- 1985 .. Peter Anderson, Georgia
- 1986 .. Wes Neighbors, Alabama
- 1987 .. Harry Galbreath, Tennessee
- 1988 .. Howard Cross, Alabama
- 1989 .. Eric Still, Tennessee
- 1990 .. Antone Davis, Tennessee
- 1991 .. Cal Dixon, Florida
- 1992 .. Everett Lindsay, Ole Miss
- 1993 .. Tobie Sheils, Alabama
- 1994 .. Jason Odom, Florida
- 1995 .. Jason Odom, Florida
- 1996 .. Donnie Young, Florida
- 1997 .. Alan Faneca, LSU
- 1998 .. Matt Stinchcomb, Georgia
- 1999 .. Chris Samuels, Alabama
- 2000 .. Kenyatta Walker, Florida
- 2001 .. Kendall Simmons, Auburn
- 2002 .. Shawn Andrews, Arkansas
- 2003 .. Shawn Andrews, Arkansas
- 2004 .. Wesley Britt, Alabama
- 2005 .. Marcus McNeill, Auburn
- 2006 .. Arron Sears, Tennessee
- 2007 .. Andre Smith, Alabama  
Jonathan Luigs, Arkansas
- 2008 .. Michael Oher, Ole Miss
- 2009 .. Ciron Black, LSU
- 2010 .. Lee Ziebma, Auburn
- 2011 .. Barrett Jones, Alabama
- 2012 .. Luke Joeckel, Texas A&M
- 2013 .. Jake Matthews, Texas A&M
- 2014 .. La'el Collins, LSU
- 2015 .. Ryan Kelly, Alabama  
Sebastian Tretola, Arkansas
- 2016 .. Cam Robinson, Alabama
- 2017 .. Braden Smith, Auburn
- 2018 .. Jonah Williams, Alabama
- 2019 .. Andrew Thomas, Georgia
- 2020 .. Landon Dickerson, Alabama  
Alex Leatherwood, Alabama
- 2021 .. Darian Kinnard, Kentucky
- 2022 .. Ricky Stromberg, Arkansas



# HONORS & ACCOLADES

## COACHES' ALL-SEC

### 1984

#### OFFENSE

WR... Chuck Scott, Vandy  
WR... Eric Martin, LSU  
\*TE... Jim Popp, Vandy  
\*TE... Corwyn Aldredge, MSU  
OT... Lomas Brown, Fla.  
OT... Lance Smith, LSU  
OG... Bill Mayo, Tenn.  
OG... Jeff Lott, Aub.  
C... Phil Bromley, Fla.  
QB... Kurt Page, Vandy  
RB... Dalton Hilliard, LSU  
RB... Johnnie Jones, Tenn.  
PK... Kevin Butler, Ga.

#### DEFENSE

DE... Freddie Joe Nunn, Miss.  
DE... Alonzo Johnson, Fla.  
DT... Jon Hand, Ala.  
DT... Ben Thomas, Aub.  
DC... Tim Newton, Fla.  
LB... Gregg Carr, Aub.  
\*LB... Cornelius Bennett, Ala.  
\*LB... Knox Culpepper, Ga.  
DB... Jeff Sanchez, Ga.  
DB... Paul Calhoun, Ky.  
DB... Liffort Hobbly, LSU  
DB... Jeffery Dale, LSU  
P... Ricky Anderson, Vandy

### 1985

#### OFFENSE

WR... Tim McGee, Tenn.  
WR... Al Bell, Ala.  
TE... Jim Popp, Vandy  
OL... Will Wolford, Vandy  
OL... Jeff Zimmerman, Fla.  
OL... Bruce Wilkerson, Tenn.  
OL... Steve Wallace, Aub.  
C... Peter Anderson, Ga.  
QB... Mike Shula, Ala.  
RB... Bo Jackson, Aub.  
RB... Dalton Hilliard, LSU  
PK... Carlos Reveiz, Tenn.

#### DEFENSE

L... Jon Hand, Ala.  
L... Gerald Williams, Aub.  
L... Roland Barbay, LSU  
L... Greg Waters, Ga.  
G... Harold Hallman, Aub.  
LB... Michael Brooks, LSU  
LB... Alonzo Johnson, Fla.  
LB... Cornelius Bennett, Ala.  
LB... Dale Jones, Tenn.  
DB... Chris White, Tenn.  
DB... Tom Powell, Aub.  
DB... John Little, Ga.  
DB... Norman Jefferson, LSU  
DB... Freddie Robinson, Ala.  
P... Bill Smith, Miss.

### 1986

#### OFFENSE

WR... Wendell Davis, LSU  
WR... Ricky Nattiel, Fla.  
TE... Brian Kinchen, LSU  
TE... Eric Andolsek, LSU  
OL... Bruce Wilkerson, Tenn.  
OL... Jeff Zimmerman, Fla.  
OL... Wilbur Strozier, Ga.  
\*C... Wes Neighbors, Ala.  
\*C... Ben Tamburello, Aub.  
\*QB... Don Smith, MSU  
\*QB... Tommy Hodson, LSU  
RB... Brent Fullwood, Aub.  
RB... Bobby Humphrey, Ala.  
PK... Van Tiffin, Ala.

#### DEFENSE

L... Tracy Rocker, Aub.  
L... Henry Thomas, LSU  
L... Roland Barbay, LSU  
LB... Jeff Herrod, Miss.  
LB... Toby Gaston, LSU  
\*OLB... Cornelius Bennett, Ala.  
\*OLB... Aundray Bruce, Aub.  
\*OLB... Dale Jones, Tenn.  
DB... Stevon Moore, Miss.  
DB... Freddie Robinson, Ala.  
DB... Jarvis Williams, Fla.  
\*DB... Adrian White, Fla.  
\*DB... Jeff Noblin, Miss.  
P... Bill Smith, Miss.

### 1987

#### OFFENSE

WR... Wendell Davis, LSU  
WR... Lawyer Tillman, Aub.  
\*TE... Howard Cross, Ala.  
\*TE... Walter Reeves, Aub.  
OL... Kim Stephens, Ga.  
OL... Stacy Searels, Aub.  
OL... Harry Galbreath, Tenn.  
OL... Eric Andolsek, LSU  
C... Nacho Albergamo, LSU  
\*QB... Jeff Burger, Aub.  
\*QB... Tommy Hodson, LSU

RB... Bobby Humphrey, Ala.  
RB... Emmitt Smith, Fla.  
PK... Win Lyle, Aub.

#### DEFENSE

T... Tracy Rocker, Aub.  
T... Jerry Reese, Ky.  
G... Darrell Phillips, LSU  
LB... Kurt Crain, Aub.  
OLB... Aundray Bruce, Aub.  
OLB... Derrick Thomas, Ala.  
DB... Kevin Porter, Aub.  
DB... Louis Oliver, Fla.  
DB... Jarvis Williams, Fla.  
DB... Chris Carrier, LSU  
P... Brian Shulman, Aub.

### 1988

#### OFFENSE

WR... Boo Mitchell, Vandy  
WR... Tony Moss, LSU  
TE... Wesley Walls, Miss.  
OL... Ralph Norwood, LSU  
OL... David Williams, Fla.  
\*OL... Larry Rose, Ala.  
\*OL... Eric Still, Tenn.  
OLB... Jim Thompson, Aub.  
C... Todd Wheeler, Ga.  
QB... Tommy Hodson, LSU  
RB... Tim Worley, Ga.  
\*RB... Eddie Fuller, LSU  
\*RB... Emmitt Smith, Fla.  
PK... David Browndyke, LSU

#### DEFENSE

T... Trace Armstrong, Fla.  
T... Tracy Rocker, Aub.  
\*MG... Bill Goldberg, Ga.  
\*MG... Darrell Phillips, LSU  
\*MG... Jeff Roth, Fla.  
LB... Keith DeLong, Tenn.  
LB... Quentin Riggins, Aub.  
OLB... Eric Hill, LSU  
OLB... Derrick Thomas, Ala.  
DB... Carlo Cheattom, Aub.  
DB... Louis Oliver, Fla.  
DB... Todd Sandroni, Miss.  
DB... Ben Smith, Ga.  
P... Brian Shulman, Aub.

### 1989

#### OFFENSE

WR... Tony Moss, LSU  
WR... Willie Green, Miss.  
TE... Lamonde Russell, Ala.  
OL... John Durden, Fla.  
OL... Ed King, Aub.  
OL... Eric Still, Tenn.  
\*OL... Terrill Chatman, Ala.  
\*OL... Antone Davis, Tenn.  
\*OL... Mike Pfeifer, Ky.  
C... John Hudson, Aub.  
QB... Gary Hollingsworth, Ala.  
RB... Emmitt Smith, Fla.  
RB... Chuck Webb, Tenn.  
PK... Phillip Doyle, Ala.  
\*Tied for the position

#### DEFENSE

DT... Oliver Barnett, Ky.  
DT... Marion Hobby, Tenn.  
MG... Willie Wyatt, Ala.  
ILB... Keith McCants, Ala.  
ILB... Quentin Riggins, Aub.  
OLB... Huey Richardson, Fla.  
\*OLB... Tony Bennett, Miss.  
\*OLB... Craig Ogletree, Aub.  
DB... Richard Fain, Fla.  
DB... John Mangum, Ala.  
DB... Ben Smith, Ga.  
DB... Efrum Thomas, Ala.  
P... Kent Elmore, Tenn.

### 1990

#### OFFENSE

WR... Todd Kinchen, LSU  
WR... Carl Pickens, Tenn.  
TE... Kirk Kirkpatrick, Fla.  
OL... Terrill Chatman, Ala.  
OL... Antone Davis, Tenn.  
OL... Ed King, Aub.  
\*OL... Charles McRae, Tenn.  
\*OL... Rob Selby, Aub.  
\*C... Blake Miller, LSU  
\*C... Roger Shultz, Ala.  
QB... Shane Matthews, Fla.  
RB... Randy Baldwin, Miss.  
RB... Tony Thompson, Tenn.  
PK... Phillip Doyle, Ala.

#### DEFENSE

DL... Kelvin Pritchett, Miss.  
DL... David Rocker, Aub.  
DL... George Thornton, Ala.  
ILB... Randy Holleran, Ky.  
ILB... John Sullins, Ala.  
OLB... Godfrey Myles, Fla.  
OLB... Huey Richardson, Fla.

DB... Dale Carter, Tenn.  
DB... Richard Fain, Fla.  
DB... Efrum Thomas, Ala.  
DB... Will White, Fla.  
P... David Lawrence, Vandy

### 1991

#### OFFENSE

WR... Todd Kinchen, LSU  
WR... Carl Pickens, Tenn.  
TE... Victor Hall, Aub.  
OL... Eddie Blake, Aub.  
OL... Hesham Ismail, Fla.  
OL... Tom Myslinski, Tenn.  
\*OL... John James, MSU  
\*OL... Kevin Mawae, LSU  
C... Cal Dixon, Fla.  
QB... Shane Matthews, Fla.  
RB... Corey Harris, Vandy  
RB... Siran Stacy, Ala.  
PK... Arden Czyzewski, Fla.

#### DEFENSE

DL... Brad Culpepper, Fla.  
DL... Robert Stewart, Ala.  
DL... Nate Williams, MSU  
ILB... Tim Paulk, Fla.  
ILB... Dwayne Simmons, Ga.  
OLB... Ephesians Bartley, Fla.  
OLB... Darryl Hardy, Tenn.  
DB... Corey Barlow, Aub.  
DB... Dale Carter, Tenn.  
DB... Jeremy Lincoln, Tenn.  
DB... Will White, Fla.  
P... Shayne Edge, Fla.  
\*Tied for the position

### 1992

#### OFFENSE - FIRST TEAM

WR... Andre Hastings, Ga.  
WR... Willie Jackson, Fla.  
TE... Kirk Botkin, Ark.  
OL... Everett Lindsay, Miss.  
OL... Ernest Dye, USC  
OL... Mike Stowell, Tenn.  
OL... John James, MSU  
C... Tobie Sheils, Ala.  
QB... Shane Matthews, Fla.  
RB... Garrison Hearst, Ga.  
RB... James Bostic, Ala.  
PK... Scott Etheridge, Aub.

#### DEFENSE - SECOND TEAM

WR... Eddie Small, Miss.  
WR... Willie Harris, MSU  
TE... Pat Akos, Vandy  
OL... Chris Gray, Aub.  
OL... Alec Millen, Ga.  
OL... George Wilson, Ala.  
OL... Kevin Mawae, LSU  
C... Lee Ford, MSU  
QB... Eric Zeier, Ga.  
RB... Derrick Lassic, Ala.  
RB... Cory Philpott, Miss.  
PK... Doug Pelfrey, Ky.  
\*Tied for the position

#### DEFENSE - FIRST TEAM

DL... Eric Curry, Ala.  
DL... John Copeland, Ala.  
DL... Todd Kelly, Tenn.  
ILB... Derrick Oden, Ala.  
ILB... James Willis, Aub.  
\*OLB... Mitch Davis, Ga.  
\*OLB... Lemanski Hall, Ala.  
DB... Antonio Langham, Ala.  
DB... George Teague, Ala.  
DB... Will White, Fla.  
DB... Johnny Dixon, Miss.  
P... Todd Jordan, MSU

#### DEFENSE - SECOND TEAM

DL... Chad Brown, Miss.  
DL... Greg Jackson, Ga.  
\*DL... Jerome Brown, MSU  
\*DL... Gary Rogers, Vandy  
ILB... Daniel Boyd, MSU  
\*ILB... Dwayne Dotson, Miss.  
\*ILB... Carlton Miles, Fla.  
OLB... Marc Woodard, MSU  
OLB... Karekin Cunningham, Aub.  
DB... Jeff Brothers, Vandy  
DB... Frank Adams, USC  
DB... Danny Boyd, Miss.  
\*DB... Tony Watkins, USC  
\*DB... Orlando Watters, Ark.  
P... Pete Raether, Ark.

### 1993

#### OFFENSE - FIRST TEAM

WR... David Palmer, Ala.  
WR... Cory Fleming, Tenn.  
TE... Shannon Mitchell, Ga.  
OL... Wayne Gandy, Aub.  
OL... Bernhard Williams, Ga.  
OL... Jeff Smith, Tenn.  
OL... Reggie Green, Fla.  
C... Tobie Sheils, Ala.

QB... Heath Shuler, Tenn.  
RB... Errict Rhett, Fla.  
RB... James Bostic, Ala.  
PK... Michael Proctor, Ala.

#### DEFENSE - SECOND TEAM

WR... Brice Hunter, Ga.  
WR... Jack Jackson, Fla.  
TE... Harold Bishop, LSU  
OL... Jason Odom, Fla.  
OL... Ryan Bell, Vandy  
OL... Isaac Davis, Ark.  
OL... Anthony Redmon, Aub.  
C... Kevin Mawae, LSU  
QB... Eric Zeier, Ga.  
RB... Charlie Garner, Tenn.  
RB... Brandon Bennett, USC  
PK... John Becksvoort, Tenn.

#### DEFENSE - FIRST TEAM

DL... Henry Ford, Ark.  
DL... William Gaines, Fla.  
DL... Jeremy Nunley, Ala.  
OLB... Dwayne Dotson, Ole Miss  
OLB... Ernest Dickson, USC\*  
OLB... Lemanski Hall, Ala.\*  
ILB... Marty Moore, Ky.  
ILB... Randall Godfrey, Ga.  
DB... Antonio Langham, Ala.  
DB... Marcus Jenkins, Ky.  
DB... Orlando Watters, Ark.  
DB... Johnny Dixon, Ole Miss  
P... Terry Daniel, Aub.

#### DEFENSE - SECOND TEAM

DL... Stacy Evans, USC  
DL... Alan Young, Vandy  
DL... James Wilson, Tenn.  
OLB... Mitch Davis, Ga.  
OLB... Cassius Vware, Ole Miss  
ILB... Abdul Jackson, Ole Miss  
ILB... Juan Long, MSU  
DB... Alundis Brice, Ole Miss  
DB... Chris Shelling, Aub.  
DB... Calvin Jackson, Aub.  
DB... Walt Harris, MSU\*  
DB... Jason Parker, Tenn.\*  
P... Shayne Edge, Fla.

### 1994

#### OFFENSE - FIRST TEAM

WR... Jack Jackson, Fla.  
WR... Frank Sanders, Aub.  
TE... David LaFleur, LSU  
OL... Jason Odom, Fla.  
OL... Kevin Mays, Tenn.  
OL... Jesse James, MSU  
\*OL... Jon Stevenson, Ala.  
\*OL... Willie Anderson, Aub.  
C... Shannon Roubique, Aub.  
QB... Jay Barker, Ala.  
RB... Sherman Williams, Ala.  
RB... Stephen Davis, Aub.  
PK... Michael Proctor, Ala.

#### DEFENSE - SECOND TEAM

WR... Eric Moulds, MSU  
WR... Hason Graham, Ga.  
\*TE... Andy Fuller, Aub.  
\*TE... Kendall Watkins, MSU  
OL... Jeff Smith, Tenn.  
OL... Steve Roberts  
OL... Jason Layman, Tenn.  
OL... Jeff Miller, Miss.  
C... Brian Anderson, MSU  
QB... Eric Zeier, Ga.  
RB... James Stewart, Tenn.  
RB... Kevin Bouie, MSU  
PK... Judd Davis, Fla.

#### DEFENSE - FIRST TEAM

DL... Kevin Carter, Fla.  
DL... Mike Pelton, Aub.  
DL... Ellis Johnson, Fla.  
ILB... Abdul Jackson, Miss.  
ILB... Dwayne Curry, MSU  
OLB... Ben Hanks, Fla.  
OLB... Gabe Northern, LSU  
DB... Larry Kennedy, Fla.  
DB... Brian Robinson, Aub.  
DB... Walt Harris, MSU  
\*DB... Willie Gaston, Ala.  
\*DB... Alundis Brice, Miss.  
P... Daniel, Aub.

#### DEFENSE - SECOND TEAM

DL... Shannon Brown, Ala.  
DL... Ben Talley, Tenn.  
DL... Dameian Jeffries, Ala.  
ILB... Dexter Daniels, Fla.  
ILB... Anthony Harris, Aub.  
OLB... Marcellus Mostella, Aub.  
OLB... Ralph Staten, Ala.  
DB... Jason Parker, Tenn.  
DB... Tommy Johnson, Ala.  
DB... Sam Shade, Ala.  
DB... Melvin Johnson, Ky.  
P... Shayne Edge, Fla.

# HONORS & ACCOLADES



## 1995

### OFFENSE - FIRST TEAM

TE... Andy Fuller, Auburn  
 OL... Jason Odom, Fla.  
 OL... Reggie Green, Fla.  
 OL... Willie Anderson, Auburn  
 OL... Jason Layman, Tenn.  
 C... Jeff Smith, Tenn.  
 WR... Chris Doering, Fla.  
 WR... Eric Moulds, MSU  
 QB... Peyton Manning, Tenn.  
 RB... Moe Williams, Ky.  
 RB... Madre Hill, Ark.  
 PK... Jeff Hall, Tenn.

### OFFENSE - SECOND TEAM

TE... Kris Mangum, Miss.  
 OL... Bubba Miller, Tenn.  
 OL... Donnie Young, Fla.  
 OL... Verl Mitchell, Ark.  
 OL... Troy Stark, Ga.  
 C... Shannon Rokege, Auburn  
 WR... Ike Hilliard, Fla.  
 WR... Eddie Kennison, LSU  
 WR... Sheddric Wilson, LSU  
 QB... Danny Wuerffel, Fla.  
 RB... Jay Graham, Tenn.  
 RB... Stephen Davis, Auburn  
 PK... Michael Proctor, Ala.

### DEFENSE - FIRST TEAM

DL... Shannon Brown, Ala.  
 DL... Mark Campbell, Fla.  
 DL... Steven Conley, Ark.  
 OLB... Gabe Northrup, LSU  
 OLB... Ben Hanks, Fla.  
 ILB... Dexter Daniels, Fla.  
 ILB... Mark Smith, Ark.  
 DB... Anthonie Lott, Fla.  
 DB... Lawrence Wright, Fla.  
 DB... Walt Harris, MSU  
 DB... DeRon Jenkins, Tenn.  
 P... Chad Kessler, LSU

### DEFENSE - SECOND TEAM

DL... Junior Soli, Ark.  
 DL... James Manley, Vandy  
 DL... Shane Burton, Tenn.  
 OLB... Marcellus Mostella, Auburn  
 OLB... Phillip Daniels, Ga.  
 ILB... John Walters, Ala.  
 ILB... Dwayne Curry, MSU  
 DB... Corey Johnson, Ga.  
 DB... Ben Washington, USC  
 DB... Tracy Cantelero, Ark.  
 DB... Reggie Rusk, Vandy  
 P... Bill Marinangel, Vandy

## 1996

### OFFENSE - FIRST TEAM

TE... David LaFleur, LSU  
 OL... Donnie Young, Florida  
 OL... Adam Meadows, Georgia  
 OL... Brent Smith, Miss. State  
 OL... Alan Faneca, LSU  
 C... Jeff Mitchell, Florida  
 WR... Joey Kent, Tennessee  
 WR... Ike Hilliard, Florida  
 WR... Reidel Anthony, Florida  
 QB... Danny Wuerffel, Florida  
 RB... Duce Staley, South Carolina  
 RB... Kevin Faulk, LSU  
 PK... Jeff Hall, Tennessee  
 PK... Jaret Holmes, Auburn

### DEFENSE - FIRST TEAM

DL... Leonard Little, Tennessee  
 DL... Michael Myers, Alabama  
 DL... Ed Chester, Florida  
 OLB... Dwayne Rudd, Alabama  
 OLB... Ralph Staten, Alabama  
 ILB... Jamie Duncan, Vanderbilt  
 ILB... James Bates, Florida  
 ILB... Takeo Spikes, Auburn  
 DB... Kevin Jackson, Alabama  
 DB... Lawrence Wright, Florida  
 DB... Fred Weary, Florida  
 DB... Anthonie Lott, Florida  
 DB... Terry Fair, Tennessee  
 P... Bill Marinangel, Vanderbilt

### OFFENSE - SECOND TEAM

TE... Kris Mangum, Ole Miss  
 OL... Randy Wheeler, South Carolina  
 OL... Victor Riley, Auburn  
 OL... Ben Bordeleon, LSU  
 OL... Matt Stinchcomb, Georgia  
 OL... Russ Brown, Arkansas  
 C... John Causey, Alabama  
 WR... Hines Ward, Georgia  
 WR... Tyrone Goodson, Auburn  
 QB... Peyton Manning, Tennessee  
 RB... Dennis Riddle, Alabama  
 RB... Jay Graham, Tennessee  
 PK... Tim Montz, Ole Miss

### DEFENSE - SECOND TEAM

DL... Chris Hood, Alabama

DL... Anthony McFarland, LSU  
 DL... Melvin Bradley, Arkansas  
 DL... Jimmy Brumbaugh, Auburn  
 OLB... Darren Hambrick, South Carolina  
 OLB... Brandon Tolbert, Georgia  
 OLB... C.J. McLain, Arkansas  
 ILB... Paul Lacoste, Miss. State  
 ILB... Greg Bright, Georgia  
 DB... Martavius Houston, Auburn  
 DB... Deshea Townsend, Alabama  
 DB... Fernando Bryant, Alabama  
 DB... Corey Johnson, Georgia  
 P... Andy Russ, Miss. State

## 1997

### OFFENSE - FIRST TEAM

TE... Rufus French, Ole Miss  
 OL... Alan Faneca, LSU  
 OL... Robert Hicks, Miss. State  
 OL... Victor Riley, Auburn  
 OL... Matt Stinchcomb, Georgia  
 C... Todd McClure, LSU  
 WR... Jacques Green, Florida  
 WR... Hines Ward, Georgia  
 QB... Peyton Manning, Tennessee  
 RB... Fred Taylor, Florida  
 RB... Kevin Faulk, LSU  
 PK... Jaret Holmes, Auburn

### DEFENSE - FIRST TEAM

DL... Chuck Wiley, LSU  
 DL... Mike Moten, Florida  
 DL... Greg Favors, Miss. State  
 OLB... Jevon Kearse, Florida  
 OLB... Al Wilson, Tennessee  
 ILB... Jamie Duncan, Vanderbilt  
 ILB... Takeo Spikes, Auburn  
 DB... Fred Weary, Florida  
 DB... Shaun Alexander, Alabama  
 DB... Cedric Donaldson, LSU  
 DB... Corey Chavous, Vanderbilt  
 DB... Terry Fair, Tennessee  
 P... Chad Kessler, LSU

### OFFENSE - SECOND TEAM

TE... Rod Rutledge, Alabama  
 DL... Brandon Bursilworth, Arkansas  
 OL... Devon Coburn, Ole Miss  
 OL... Jeno James, Auburn  
 OL... Chris Samuels, Alabama  
 OL... John Schlarman, Kentucky  
 C... Trey Teague, Tennessee  
 WR... Marcus Nash, Tennessee  
 WR... Craig Yeast, Kentucky  
 QB... Damyune Craig, Auburn  
 RB... Robert Edwards, Georgia  
 RB... Jamal Lewis, Tennessee  
 RB... John Avery, Ole Miss  
 PK... Brian Hazelwood, Miss. State

### DEFENSE - SECOND TEAM

DL... Jonathan Brown, Tennessee  
 DL... Melvin Bradley, Arkansas  
 DL... Jimmy Brumbaugh, Auburn  
 OLB... Carlton Hall, Vanderbilt  
 OLB... Broc Kretz, Ole Miss  
 ILB... Leonard Little, Tennessee  
 ILB... Greg Bright, Georgia  
 DB... Teako Brown, Florida  
 DB... Deshea Townsend, Alabama  
 DB... Brad Ware, Auburn  
 DB... Tremayne Martin, Kentucky  
 DB... Fernando Bryant, Alabama  
 P... Jeff Walker, Miss. State

## 1998

### OFFENSE - FIRST TEAM

TE... Rufus French, Ole Miss  
 OL... Matt Stinchcomb, Georgia  
 OL... Brandon Bursilworth, Arkansas  
 OL... Zach Piller, Florida  
 OL... Chris Terry, Georgia  
 C... Todd McClure, LSU  
 WR... Craig Yeast, Kentucky  
 WR... Travis McGriff, Florida  
 QB... Tim Couch, Kentucky  
 RB... James Johnson, Miss. State  
 RB... Kevin Faulk, LSU  
 PK... Jeff Hall, Tennessee

### OFFENSE - SECOND TEAM

TE... Larry Brown, Georgia  
 OL... Randy Thomas, Miss. State  
 OL... Chris Samuels, Alabama  
 OL... Chad Clifton, Tennessee  
 OL... Kris Comstock, Kentucky  
 OL... Casey Coleman, Tennessee  
 C... Eric Allen, Miss. State  
 C... Jamar Nesbit, South Carolina  
 WR... Peerless Price, Tennessee  
 WR... Anthony Lucas, Arkansas  
 QB... Quincy Carter, Georgia  
 RB... Shaun Alexander, Alabama  
 RB... Deuce McAllister, Ole Miss  
 PK... Todd Latourette, Arkansas

### DEFENSE - FIRST TEAM

DL... Anthony McFarland, LSU  
 DL... Reggie McGrew, Florida

DL... Leonardo Carson, Auburn  
 DL... Melvin Bradley, Arkansas  
 OLB... Jevon Kearse, Florida  
 OLB... Raynoch Thompson, Tenn.  
 ILB... Al Wilson, Tennessee  
 ILB... Johnny Rutledge, Florida  
 DB... Zac Painter, Arkansas  
 DB... Champ Bailey, Georgia  
 DB... Teako Brown, Florida  
 DB... Tony George, Florida  
 DB... Fernando Bryant, Alabama  
 P... Daniel Pope, Alabama

### DEFENSE - SECOND TEAM

DL... Ed Chester, Florida  
 DL... Darwin Walker, Tennessee  
 DL... Edward Smith, Miss. State  
 OLB... Orantes Grant, Georgia  
 OLB... Mike Peterson, Florida  
 ILB... Barrin Simpson, Miss. State  
 ILB... Jamie Winborn, Vanderbilt  
 DB... Kirby Smart, Georgia  
 DB... Mark Roman, LSU  
 DB... Dwayne Goodrich, Tennessee  
 DB... Rob Pate, Auburn  
 DB... Gary Thigpen, Ole Miss  
 P... Jeff Walker, Miss. State

## 1999

### OFFENSE - FIRST TEAM

TE... James Whalen, Kentucky  
 OL... Chris Samuels, Alabama  
 OL... Cooper Carlisle, Florida  
 OL... Todd Wade, Ole Miss  
 OL... Casey Coleman, Tennessee  
 C... Paul Hogan, Alabama  
 WR... Freddie Milons, Alabama  
 WR... Darrell Jackson, Florida  
 RB... Tee Martin, Tennessee  
 RB... Shaun Alexander, Alabama  
 PK... Deuce McAllister, Ole Miss  
 PK... Jeff Chandler, Florida

### DEFENSE - FIRST TEAM

DL... Alex Brown, Florida  
 DL... Shaun Ellis, Tennessee  
 DL... Darwin Walker, Tennessee  
 OLB... Jeff Snedegar, Kentucky  
 OLB... Raynoch Thompson, Tenn.  
 ILB... Barrin Simpson, Miss. State  
 ILB... Jamie Winborn, Vanderbilt  
 DB... Kenoy Kennedy, Arkansas  
 DB... Ashley Cooper, Miss. State  
 DB... Deon Grant, Tennessee  
 P... Dwayne Goodrich, Tennessee  
 P... Andy Smith, Kentucky

### OFFENSE - SECOND TEAM

TE... Joe Dean Davenport, Arkansas  
 TE... Elliott Carson, Vanderbilt  
 OL... Jeno James, Auburn  
 OL... Kenyatta Walker, Florida  
 OL... Chad Clifton, Tennessee  
 OL... Bobby Williams, Arkansas  
 OL... Cheston Blackshear, Florida  
 C... Tutan Reyes, Ole Miss  
 C... Miles Luckie, Georgia  
 WR... Anthony Lucas, Arkansas  
 WR... Ronney Daniels, Auburn  
 QB... Clint Stoerner, Arkansas  
 RB... Joe Gunn, Ole Miss  
 RB... Jamal Lewis, Tennessee  
 PK... Scott Westerfield, Miss. State

### DEFENSE - SECOND TEAM

DL... Gerard Warren, Florida  
 DL... Richard Seymour, Georgia  
 DL... Cornelius Griffin, Alabama  
 DL... John Hilliard, Miss. State  
 OLB... John Abraham, South Carolina  
 OLB... Eddie Strong, Ole Miss  
 ILB... Kendall Bell, Georgia  
 ILB... Orantes Grant, Georgia  
 DB... Robert Bean, Miss. State  
 DB... Fred Smoot, Miss. State  
 DB... Ainsley Battles, Vanderbilt  
 DB... David Barrett, Arkansas  
 DB... Anthony Wajda, Kentucky  
 P... Jeff Walker, Miss. State

## 2000

### OFFENSE - FIRST TEAM

TE... Derek Smith, Kentucky  
 TE... Robert Royal, LSU  
 OL... Kenyatta Walker, Florida  
 OL... Terrence Metcalf, Ole Miss  
 OL... Mike Peterson, Florida  
 OL... Kendall Simmons, Auburn  
 OL... Jonas Jennings, Georgia  
 C... Pork Chop Womack, Miss. State  
 C... Paul Hogan, Alabama  
 WR... Jabar Gaffney, Florida  
 WR... Josh Reed, LSU  
 QB... Josh Booty, LSU  
 RB... Rudi Johnson, Auburn  
 RB... Travis Henry, Tennessee  
 PK... Alex Walls, Tennessee

### OFFENSE - SECOND TEAM

TE... Elliott Carson, Vanderbilt  
 OL... Brandon Winey, LSU  
 OL... Melvin Paige, South Carolina  
 OL... Jon Stinchcomb, Georgia  
 OL... Omar Smith, Kentucky  
 OL... Brian Gruber, Vanderbilt  
 C... Michael Fair, Miss. State  
 WR... Cedrick Wilson, Tennessee  
 WR... Ronney Daniels, Auburn  
 WR... Jermale Kelly, South Carolina  
 WR... Dan Stricker, Vanderbilt  
 QB... Romaro Miller, Ole Miss  
 RB... Deuce McAllister, Ole Miss  
 RB... Dincenzo Miller, Miss. State  
 PK... Jeff Chandler, Florida

### DEFENSE - FIRST TEAM

DL... Alex Brown, Florida  
 DL... John Henderson, Tennessee  
 DL... Richard Seymour, Georgia  
 OLB... Kalimba Edwards, South Carolina  
 OLB... Eric Westmoreland, Tennessee  
 ILB... Quinton Caver, Arkansas  
 ILB... Jamie Winborn, Vanderbilt  
 DB... Lito Sheppard, Florida  
 DB... Fred Smoot, Miss. State  
 DB... Tim Wansley, Georgia  
 DB... Rodney Crayton, Auburn  
 DB... Ken Lucas, Auburn  
 P... Damon Duval, Auburn

### DEFENSE - SECOND TEAM

DL... Gerard Warren, Florida  
 DL... Marcus Stroud, Georgia  
 DL... Derrick Burgess, Ole Miss  
 OLB... Bradie James, LSU  
 OLB... Saleem Rasheed, Alabama  
 ILB... Kendall Bell, Georgia  
 ILB... Treverence Faulk, LSU  
 DB... Ryan Clark, LSU  
 DB... Pig Prather, Miss. State  
 DB... Andre Lott, Tennessee  
 DB... Fred Booker, LSU  
 DB... Sheldon Brown, South Carolina  
 P... Richie Butler, Arkansas

## 2001

### OFFENSE - FIRST TEAM

TE... Randy McMichael, Georgia  
 OL... Terrence Metcalf, Ole Miss  
 OL... Fred Peary, Tennessee  
 OL... Mike Pearson, Florida  
 OL... Kendall Simmons, Auburn  
 C... Zac Zedalis, Florida  
 WR... Josh Gaffney, Florida  
 WR... Ibar Reed, LSU  
 QB... Rex Grossman, Florida  
 RB... Travis Stephens, Tennessee  
 RB... LaBrandon Toefield, LSU  
 PK... Damon Duval, Auburn

### DEFENSE - FIRST TEAM

DL... Alex Brown, Florida  
 DL... John Henderson, Tennessee  
 DL... Will Overstreet, Tennessee  
 OLB... Kalimba Edwards, South Carolina  
 OLB... Bradie James, LSU  
 ILB... Trev Faulk, LSU  
 ILB... Saleem Rasheed, Alabama  
 DB... Lito Sheppard, Florida  
 DB... Syniker Taylor, Ole Miss  
 DB... Tim Wansley, Georgia  
 DB... Andre Lott, Tennessee  
 DB... Sheldon Brown, South Carolina  
 P... Damon Duval, Auburn

### OFFENSE - SECOND TEAM

TE... Terry Jones, Jr., Alabama  
 OL... Jon Stinchcomb, Georgia  
 OL... Melvin Paige, South Carolina  
 OL... Jason Baggitt, Kentucky  
 OL... Shane Hall, South Carolina  
 OL... Pat Green, Vanderbilt  
 C... Ben Claxton, Ole Miss  
 C... Curt McGill, Georgia  
 WR... Reche Caldwell, Florida  
 WR... Donte' Stallworth, Tennessee  
 WR... Kelley Washington, Tennessee  
 WR... Dan Stricker, Vanderbilt  
 QB... Rohan Davey, LSU  
 RB... Lew Thomas, Vanderbilt  
 RB... Joe Gunn, Ole Miss  
 RB... Fred Talley, Arkansas  
 PK... Jeff Chandler, Florida

### DEFENSE - SECOND TEAM

DL... Charles Grant, Georgia  
 DL... Kenny King, Alabama  
 DL... Kindal Moorehead, Alabama  
 DL... Jarvis Green, LSU  
 OLB... Boss Bailey, Georgia  
 OLB... Eddie Strong, Ole Miss  
 ILB... Andrea Davis, Florida  
 ILB... Dontarrious Thomas, Auburn  
 DB... Todd Johnson, Florida  
 DB... Pig Prather, Miss. State  
 DB... Andre Goodman, South Carolina  
 DB... Damien James, LSU  
 P... Glenn Pakulak, Kentucky



# HONORS & ACCOLADES

## 2002

### OFFENSE - FIRST TEAM

TE... Jason Witten, Tennessee  
 OL... Shawn Andrews, Arkansas  
 OL... Jon Stinchcomb, Georgia  
 OL... Antonio Hall, Kentucky  
 OL... Stephen Peterman, LSU  
 OL... Marico Portis, Alabama  
 OL... Wesley Britt, Alabama  
 C... Ben Nowland, Auburn  
 WR... Taylor Jacobs, Florida  
 WR... Terrence Edwards, Georgia  
 QB... David Greene, Georgia  
 RB... Artose Pinner, Kentucky  
 RB... Fred Talley, Arkansas

### DEFENSE - FIRST TEAM

DL... David Pollack, Georgia  
 DL... Kindal Moorehead, Alabama  
 DL... Kenny King, Alabama  
 OLB... Boss Bailey, Georgia  
 OLB... Carlos Dansby, Auburn  
 ILB... Bradie James, LSU  
 ILB... Eddie Strong, Ole Miss  
 ILB... Hunter Hillenmeyer, Vanderbilt  
 DB... Ken Hamlin, Arkansas  
 DB... Corey Webster, LSU  
 DB... Travaris Robinson, Auburn  
 DB... Matt Grier, Ole Miss  
 DB... Julian Battle, Tennessee  
 DB... Rashad Baker, Tennessee

### SPECIALISTS - FIRST TEAM

P... Glenn Pakulak, Kentucky  
 PK... Billy Bennett, Georgia  
 RS... Derek Abney, Kentucky

### OFFENSE - SECOND TEAM

TE... Aaron Walker, Florida  
 OL... Kevin Breedlove, Georgia  
 OL... Shannon Snell, Florida  
 OL... Justin Smiley, Alabama  
 OL... Will Ofenheusle, Tennessee  
 C... Ben Claxton, Ole Miss  
 WR... Michael Clayton, LSU  
 WR... Dan Stricker, Vanderbilt  
 QB... Rex Grossman, Florida  
 QB... Jared Lorenzen, Kentucky  
 RB... Musa Smith, Georgia  
 RB... Domanick Davis, LSU  
 RB... Ronnie Brown, Auburn

### DEFENSE - SECOND TEAM

DL... Jarret Johnson, Alabama  
 DL... Johnathan Sullivan, Georgia  
 DL... Langston Moore, South Carolina  
 DL... Dewayne Robertson, Kentucky  
 OLB... Tony Bua, Arkansas  
 OLB... Eddie Moore, Tennessee  
 ILB... Mark Brown, Auburn  
 ILB... Tony Gilbert, Georgia  
 ILB... Mario Haggan, Miss. State  
 DB... Todd Johnson, Florida  
 DB... Kewian Ratliff, Florida  
 DB... Kentrell Curry, Georgia  
 DB... Ahmad Carroll, Arkansas  
 DB... Gerald Dixon, Alabama  
 DB... Guss Scott, Florida

### SPECIALISTS - SECOND TEAM

P... Donnie Jones, LSU  
 PK... John Corbello, LSU  
 RS... Domanick Davis, LSU

## 2003

### OFFENSE - FIRST TEAM

TE... Ben Troupe, Florida  
 OL... Shawn Andrews, Arkansas  
 OL... Max Starks, Florida  
 OL... Antonio Hall, Kentucky  
 OL... Wesley Britt, Alabama  
 C... Scott Wells, Tennessee  
 WR... Michael Clayton, LSU  
 WR... Chris Collins, Ole Miss  
 QB... Eli Manning, Ole Miss  
 RB... Carnell Williams, Auburn  
 RB... Cedric Cobbs, Arkansas

### DEFENSE - FIRST TEAM

DL... David Pollack, Georgia  
 DL... Chad Lavalais, LSU  
 DL... Antwan Odum, Alabama  
 OLB... Carlos Dansby, Auburn  
 OLB... Derrick Pope, Alabama  
 ILB... Dontarrious Thomas, Auburn  
 ILB... Odell Thurman, Georgia  
 DB... Keivan Ratliff, Florida  
 DB... Corey Webster, LSU  
 DB... Ahmad Carroll, Arkansas  
 DB... Tony Bua, Arkansas  
 DB... Sean Jones, Georgia

### SPECIALISTS - FIRST TEAM

P... Dustin Colquitt, Tennessee  
 PK... Jonathan Nichols, Ole Miss

RS... Derek Abney, Kentucky

### OFFENSE - SECOND TEAM

TE... Jason Peters, Arkansas  
 OL... Stephen Peterman, LSU  
 OL... Max Jean-Gilles, Georgia  
 OL... Michael Munoz, Tennessee  
 OL... Travelle Wharton, South Carolina  
 C... Mike Degory, Florida  
 WR... Devery Henderson, LSU  
 WR... Justin Jenkins, Miss. State  
 QB... David Greene, Georgia  
 QB... Matt Mauck, LSU  
 RB... Shaud Williams, Alabama  
 RB... Cedric Houston, Tennessee

### DEFENSE - SECOND TEAM

DL... Jovan Haye, Vanderbilt  
 DL... Reggie Torbor, Auburn  
 DL... Bobby McCray, Florida  
 OLB... Kevin Burnett, Tennessee  
 OLB... Kevin Simon, Tennessee  
 ILB... Caleb Miller, Arkansas  
 ILB... Channing Crowder, Florida  
 DB... Daryl Dixon, Florida  
 DB... Gibril Wilson, Tennessee  
 DB... Thomas Davis, Georgia  
 DB... Muhammad Abdullah, Kentucky

### SPECIALISTS - SECOND TEAM

P... Cody Ridgeway, Ole Miss  
 PK... Billy Bennett, Georgia  
 RS... Skyler Green, LSU

## 2004

### OFFENSE - FIRST TEAM

TE... Leonard Pope, Georgia  
 OL... Wesley Britt, Alabama  
 OL... Marcus McNeill, Auburn  
 OL... Max Jean-Gilles, Georgia  
 OL... Mo Mitchell, Florida  
 OL... Andrew Whitworth, LSU  
 C... Ben Wilkerson, LSU  
 WR... Fred Gibson, Georgia  
 WR... Reggie Brown, Georgia  
 QB... Jason Campbell, Auburn  
 RB... Carnell Williams, Auburn  
 RB... Ronnie Brown, Auburn

### DEFENSE - FIRST TEAM

DL... Marcus Spears, LSU  
 DL... David Pollack, Georgia  
 DL... Jeb Huckeba, Arkansas  
 LB... Kevin Burnett, Tennessee  
 LB... Travis Williams, Auburn  
 LB... Cornelius Wortham, Alabama  
 LB... Channing Crowder, Florida  
 LB... Moses Osemwegie, Vanderbilt  
 LB... Odell Thurman, Georgia  
 LB... Lionel Turner, LSU  
 DB... Jason Allen, Tennessee  
 DB... Thomas Davis, Georgia  
 DB... Carlos Rogers, Auburn  
 DB... Junior Rosegreen, Auburn

### SPECIALISTS - FIRST TEAM

P... Jared Cook, Miss. State  
 PK... Brian Bostick, Alabama  
 RS... Carnell Williams, Auburn

### OFFENSE - SECOND TEAM

TE... David Jones, LSU  
 OL... Justin Geisinger, Vanderbilt  
 OL... Evan Mathis, Alabama  
 OL... Michael Munoz, Tennessee  
 OL... Doug Buckles, Ole Miss  
 OL... Danfy Lindsey, Auburn  
 C... Mike Degory, Florida  
 WR... O.J. Small, Florida  
 WR... Troy Williamson, South Carolina  
 QB... David Greene, Georgia  
 QB... Matt Jones, Arkansas  
 RB... Ciatrick Fason, Florida  
 RB... Jerious Norwood, Miss. State  
 RB... Cedric Houston, Tennessee

### DEFENSE - SECOND TEAM

DL... Jesse Mahelona, Tennessee  
 DL... Claude Wroten, LSU  
 DL... McKinley Boykin, Ole Miss  
 DL... Stanley McClover, Auburn  
 LB... Omar Gaither, Tennessee  
 LB... DeMeco Ryans, Alabama  
 LB... Freddie Roach, Alabama  
 LB... Earl Everett, Florida  
 DB... Corey Webster, LSU  
 DB... Ko Simpson, South Carolina  
 DB... LaRon Landry, LSU  
 DB... Roman Harper, Alabama  
 DB... Muhammad Abdullah, Kentucky

### SPECIALISTS - SECOND TEAM

P... Dustin Colquitt, Tennessee  
 PK... Jonathan Nichols, Ole Miss  
 RS... Tyrone Prothro, Alabama

## 2005

### OFFENSE - FIRST TEAM

TE... Leonard Pope, Georgia

OL... Tre Stallings, Ole Miss  
 OL... Marcus McNeill, Auburn  
 OL... Max Jean-Gilles, Georgia  
 OL... Arron Sears, Tennessee  
 OL... Andrew Whitworth, LSU  
 C... Mike Degory, Florida  
 WR... Sidney Rice, South Carolina  
 WR... Earl Bennett, Vanderbilt  
 QB... Jay Cutler, Vanderbilt  
 RB... Kenny Irons, Auburn  
 RB... Kenneth Darby, Alabama  
 RB... Darren McFadden, Arkansas

### DEFENSE - FIRST TEAM

DL... Willie Evans, Miss. State  
 DL... Quentin Hoses, Georgia  
 DL... Claude Wroten, LSU  
 LB... DeMeco Ryans, Alabama  
 LB... Patrick Willis, Ole Miss  
 LB... Sam Olajubu, Arkansas  
 LB... Moses Osemwegie, Vanderbilt  
 DB... Greg Blue, Georgia  
 DB... Roman Harper, Alabama  
 DB... LaRon Landry, LSU  
 DB... Ko Simpson, South Carolina

### SPECIALISTS - FIRST TEAM

P... Kody Bliss, Auburn  
 PK... Brandon Couto, Georgia  
 RS... Skyler Green, LSU

### OFFENSE - SECOND TEAM

TE... Dustin Dunning, Vanderbilt  
 OL... Tim Duckworth, Auburn  
 OL... Randy Hand, Florida  
 OL... Will Arnold, LSU  
 OL... Daniel Inman, Georgia  
 OL... Brian Stamper, Vanderbilt  
 C... Rudy Niswanger, LSU  
 WR... Chad Jackson, Florida  
 WR... Tyrone Prothro, Alabama  
 QB... D.J. Shockley, Georgia  
 RB... Rafael Little, Kentucky  
 RB... Jerious Norwood, Miss. State

### DEFENSE - SECOND TEAM

DL... Mark Anderson, Alabama  
 DL... Jeremy Mincey, Florida  
 DL... Parys Haralson, Tennessee  
 DL... Kyle Williams, LSU  
 LB... Omar Gaither, Tennessee  
 LB... Travis Williams, Auburn  
 LB... Freddie Roach, Alabama  
 LB... Kevin Simon, Tennessee  
 LB... Muhammad Abdullah, Kentucky  
 DB... Demetric Webb, Florida  
 DB... DeMario Minter, Georgia  
 DB... Will Herring, Georgia

### SPECIALISTS - SECOND TEAM

P... Gordon Ely-Kelso, Georgia  
 PK... Chris Hetland, Florida  
 RS... Felix Jones, Arkansas

## 2006

### OFFENSE - FIRST TEAM

TE... Martrez Milner, Georgia  
 TE... Jacob Tamme, Kentucky  
 OL... Arron Sears, Tennessee  
 OL... Zac Tubbs, Arkansas  
 OL... Tim Duckworth, Auburn  
 OL... Tony Ugo, Arkansas  
 C... Jonathan Luigs, Arkansas  
 C... Steve Ressler, Florida  
 WR... Robert Meacham, Tennessee  
 WR... Dwayne Bowe, LSU  
 WR... Dallas Baker, Florida  
 QB... JaMarcus Russell, LSU  
 RB... Darren McFadden, Arkansas  
 RB... Kenny Irons, Auburn

### DEFENSE - FIRST TEAM

DL... Glenn Dorsey, LSU  
 DL... Quentin Groves, Auburn  
 DL... Jamaal Anderson, Arkansas  
 DL... Ray McDonald, Florida  
 LB... Patrick Willis, Ole Miss  
 LB... Quinton Culerson, Miss. State  
 LB... Sam Olajubu, Arkansas  
 LB... Earl Everett, Florida  
 LB... Wesley Woodyard, Kentucky  
 DB... Reggie Nelson, Florida  
 DB... Tra Battle, Georgia  
 DB... Simeon Castille, Alabama  
 DB... LaRon Landry, LSU

### SPECIALISTS - FIRST TEAM

P... Britton Colquitt, Tennessee  
 PK... John Vaughn, Auburn  
 PK... James Wilhoit, Tennessee  
 RS... Mikey Henderson, Georgia

### OFFENSE - SECOND TEAM

TE... Andy Boyd, South Carolina  
 TE... Richard Dickson, LSU  
 OL... Chris Williams, Vanderbilt  
 OL... Drew Miller, Florida  
 OL... Michael Oher, Ole Miss  
 OL... Phit Trautwein, Florida

OL... Michael Aitcheson, Kentucky  
 OL... Antoine Caldwell, Alabama  
 OL... Ben Grubbs, Auburn  
 C... Nick Jones, Georgia  
 WR... Earl Bennett, Vanderbilt  
 WR... D.J. Hall, Alabama  
 WR... Sidney Rice, South Carolina  
 WR... Keenan Burton, Kentucky  
 QB... Chris Leak, Florida  
 QB... Andre' Woodson, Kentucky  
 RB... BenJarvus Green-Ellis, Ole Miss  
 RB... Felix Jones, Arkansas

### DEFENSE - SECOND TEAM

DL... Titus Brown, Miss. State  
 DL... Derrick Harvey, Florida  
 DL... Tyson Jackson, LSU  
 DL... Charles Johnson, Georgia  
 DL... Antwan Robinson, Arkansas  
 LB... Will Herring, Auburn  
 LB... Brandon Sifer, Florida  
 LB... Tony Taylor, Georgia  
 LB... Ali Highsmith, LSU  
 DB... Jonathan Wade, Tennessee  
 DB... Fred Bennett, South Carolina  
 DB... Derek Pegues, Mississippi State  
 DB... Jonathan Hefney, Tennessee  
 DB... Chris Houston, Arkansas  
 DB... David Irons, Auburn  
 DB... Ryan Smith, Florida

### SPECIALISTS - SECOND-TEAM

P... Kody Bliss, Auburn  
 PK... Ryan Succop, South Carolina  
 RS... Felix Jones, Arkansas  
 RS... Craig Davis, LSU

## 2007

### OFFENSE - FIRST TEAM

TE... Jacob Tamme, Kentucky  
 OL... Robert Felton, Arkansas (G)  
 OL... Andre Smith, Alabama (T)  
 OL... Anthony Parker, Tennessee (G)  
 OL... Herman Johnson, LSU (G)  
 OL... Michael Oher, Ole Miss (T)  
 C... Chris Williams, Vanderbilt (T)  
 C... Jonathan Luigs, Arkansas (C)  
 WR... Kenny McKinley, South Carolina  
 WR... Earl Bennett, Vanderbilt  
 QB... Tim Tebow, Florida  
 RB... Darren McFadden, Arkansas  
 RB... Knowshon Moreno, Georgia

### DEFENSE - FIRST-TEAM

DL... Glenn Dorsey, LSU  
 DL... Wallace Gilberry, Alabama  
 DL... Quentin Groves, Auburn  
 DL... Greg Hardy, Ole Miss  
 DL... Eric Norwood, South Carolina  
 LB... Ali Highsmith, LSU  
 LB... Wesley Woodyard, Kentucky  
 LB... Jerod Mayo, Tennessee  
 LB... Brandon Spikes, Florida  
 DB... Craig Steltz, LSU (SS)  
 DB... Chevis Jackson, LSU (CB)  
 DB... Simeon Castille, Alabama (CB)  
 DB... Rashad Johnson, Alabama (S)  
 DB... Jonathan Hefney, Tennessee  
 DB... Captain Munnerlyn, So. Carolina

### SPECIALISTS - FIRST-TEAM

PK... Colt David, LSU  
 PK... Patrick Fisher, LSU  
 RS... Felix Jones, Arkansas

### OFFENSE - SECOND-TEAM

TE... Cornelius Ingram, Florida  
 OL... Carlton Medder, Florida (T)  
 OL... Michael Brown, Mississippi State (T)  
 OL... Ciron Black, LSU (T)  
 OL... Antoine Caldwell, Alabama (C/G)  
 OL... Nate Garner, Arkansas (T)  
 OL... Mitch Petrus, Arkansas (G)  
 OL... Jim Tartt, Florida (G)  
 OL... Garry Williams, Kentucky (T)  
 C... Fernando Velasco, Georgia (C)  
 WR... Percy Harvin, Florida  
 WR... D.J. Hall, Alabama  
 QB... Andre' Woodson, Kentucky  
 RB... Felix Jones, Arkansas  
 RB... Jacob Hester, LSU

### DEFENSE - SECOND TEAM

DL... Titus Brown, Mississippi State  
 DL... Derrick Harvey, Florida  
 DL... Jeremy Jarmon, Kentucky  
 LB... Jonathan Goff, Vanderbilt  
 LB... Rico McCoy, Tennessee  
 LB... Darry Beckwith, LSU  
 LB... Jamar Chaney, Mississippi State  
 LB... Dannelle Ellerbe, Georgia  
 DB... D.J. Moore, Vanderbilt (CB)  
 DB... Emanuel Cook, South Carolina (S)  
 DB... Michael Grant, Arkansas (CB)  
 DB... Eric Berry, Tennessee  
 DB... Derek Pegues, Mississippi State (FS)

# HONORS & ACCOLADES

## SPECIALISTS - SECOND TEAM

PK . . . Daniel Lincoln, Tennessee  
 P . . . Britton Colquitt, Tennessee  
 P . . . Ryan Shoemaker, Auburn  
 RS . . . Brandon James, Florida

## 2008

### OFFENSE - FIRST TEAM

TE . . . Jared Cook, South Carolina  
 OL . . . Andre Smith, Alabama (T)  
 OL . . . Michael Oher, Ole Miss (T)  
 OL . . . Phil Trautwein, Florida (T)  
 OL . . . Herman Johnson, LSU (G)  
 C . . . Antoine Caldwell, Alabama  
 WR . . . Percy Harvin, Florida  
 WR . . . Mohamed Massaquoi, Georgia  
 QB . . . Tim Tebow, Florida  
 RB . . . Knowshon Moreno, Georgia  
 DB . . . Charles Scott, LSU

### DEFENSE - FIRST TEAM

DL . . . Peria Jerry, Ole Miss  
 DL . . . Terrence Cody, Alabama  
 DL . . . Robert Ayers, Tennessee  
 DL . . . Antonio Coleman, Auburn  
 LB . . . Brandon Spikes, Florida  
 LB . . . Rennie Curran, Georgia  
 LB . . . Eric Norwood, South Carolina  
 LB . . . Rolando McClain, Alabama  
 LB . . . Micah Johnson, Kentucky  
 DB . . . Eric Berry, Tennessee (S)  
 DB . . . D.J. Moore, Vanderbilt (CB)  
 DB . . . Trevar Lindley, Kentucky (CB)  
 DB . . . Rashad Johnson, Alabama (S)

## SPECIALISTS - FIRST TEAM

PK . . . Colt David, LSU  
 P . . . Tim Masthay, Kentucky  
 RS . . . Brandon James, Florida

### OFFENSE - SECOND TEAM

TE . . . Richard Dickson, LSU  
 TE . . . D.J. Williams, Arkansas  
 OL . . . Garry Williams, Kentucky (T)  
 OL . . . Anthony Parker, Tennessee (G)  
 OL . . . Ciron Black, LSU (T)  
 OL . . . Mike Pouncey, Florida (G)  
 OL . . . John Jerry, Ole Miss (T)  
 OL . . . Mike Johnson, Alabama (G)  
 C . . . Jonathan Luigs, Arkansas  
 WR . . . Julio Jones, Alabama  
 WR . . . A.J. Green, Georgia  
 QB . . . Matthew Stafford, Georgia  
 RB . . . Glen Coffee, Alabama  
 RB . . . Michael Smith, Arkansas

### DEFENSE - SECOND TEAM

DL . . . Greg Hardy, Ole Miss  
 DL . . . Myron Pryor, Kentucky  
 DL . . . Malcolm Sheppard, Arkansas  
 DL . . . Sen'Derrick Marks, Auburn  
 LB . . . Dominic Douglas, Miss. State  
 LB . . . Patrick Benoist, Vanderbilt  
 LB . . . Jasper Brinkley, South Carolina  
 LB . . . Rico McCoy, Tennessee  
 DB . . . Emanuel Cook, South Carolina (S)  
 DB . . . Javier Arenas, Alabama (CB)  
 DB . . . Ahmad Black, Florida (SS)  
 DB . . . Joe Haden, Florida (CB)  
 DB . . . Derek Pegues, Miss. State (S)

## SPECIALISTS - SECOND TEAM

PK . . . Joshua Shene, Ole Miss  
 P . . . Brian Mimbs, Georgia  
 P . . . Chas Henry, Florida  
 RS . . . Javier Arenas, Alabama

## 2009

### OFFENSE - FIRST TEAM

TE . . . Aaron Hernandez, Florida  
 OL . . . Mike Pouncey, Florida  
 OL . . . Mike Johnson, Alabama  
 OL . . . Ciron Black, LSU  
 OL . . . Mitch Petrus, Arkansas  
 OL . . . John Jerry, Ole Miss  
 C . . . Maurkice Pouncey, Florida  
 WR . . . A.J. Green, Georgia  
 WR . . . Shay Hodge, Ole Miss  
 QB . . . Tim Tebow, Florida  
 RB . . . Mark Ingram, Alabama  
 RB . . . Anthony Dixon, Mississippi State

### DEFENSE - FIRST TEAM

DL . . . Antonio Coleman, Auburn  
 DL . . . Terrence Cody, Alabama  
 DL . . . Carlos Dunlap, Florida  
 DL . . . Corey Peters, Kentucky  
 LB . . . Rolando McClain, Alabama  
 LB . . . Eric Norwood, South Carolina  
 LB . . . Brandon Spikes, Florida  
 LB . . . Rennie Curran, Georgia  
 DB . . . Eric Berry, Tennessee  
 DB . . . Joe Haden, Florida  
 DB . . . Javier Arenas, Alabama  
 DB . . . Mark Barron, Alabama

## SPECIALISTS - FIRST TEAM

PK . . . Leigh Tiffin, Alabama

P . . . Drew Butler, Georgia  
 RS . . . Javier Arenas, Alabama

## OFFENSE - SECOND TEAM

TE . . . D.J. Williams, Arkansas  
 OL . . . Chris Scott, Tennessee  
 OL . . . Derek Sherrod, Mississippi State  
 OL . . . Lee Ziemba, Auburn  
 OL . . . Zipp Duncan, Kentucky  
 C . . . Ben Jones, Georgia  
 WR . . . Brandon LaFell, LSU  
 WR . . . Julio Jones, Alabama  
 QB . . . Ryan Mallett, Arkansas  
 RB . . . Dexter McCluster, Ole Miss  
 RB . . . Montario Hardesty, Tennessee

## DEFENSE - SECOND TEAM

DL . . . Jermaine Cunningham, Florida  
 DL . . . Geno Atkins, Georgia  
 DL . . . Dan Williams, Tennessee  
 DL . . . Justin Houston, Georgia  
 DL . . . Cliff Matthews, South Carolina  
 DL . . . Malcolm Sheppard, Arkansas  
 LB . . . Pernell McPhee, Mississippi State  
 LB . . . Micah Johnson, Kentucky  
 LB . . . Rico McCoy, Tennessee  
 LB . . . Chris Marve, Vanderbilt  
 LB . . . Ryan Stamper, Florida  
 DB . . . Myron Lewis, Vanderbilt  
 DB . . . Chad Jones, LSU  
 DB . . . Walt McFadden, Auburn  
 DB . . . Patrick Peterson, LSU  
 DB . . . Trevar Lindley, Kentucky

## SPECIALISTS - SECOND TEAM

PK . . . Blair Walsh, Georgia  
 P . . . Brett Upton, Vanderbilt  
 RS . . . Warren Norman, Vanderbilt

## 2010

### OFFENSE - FIRST TEAM

TE . . . D.J. Williams, Arkansas  
 OL . . . Derek Sherrod, Mississippi State  
 OL . . . Lee Ziemba, Auburn  
 OL . . . DeMarcus Love, Arkansas  
 OL . . . James Carpenter, Alabama  
 OL . . . Clint Boling, Georgia  
 C . . . Ryan Pugh, Auburn  
 WR . . . Alshon Jeffery, South Carolina  
 WR . . . Julio Jones, Alabama  
 QB . . . Cam Newton, Auburn  
 RB . . . Marcus Lattimore, South Carolina  
 RB . . . Stevan Ridley, LSU  
 AP . . . Randall Cobb, Kentucky

### DEFENSE - FIRST TEAM

DL . . . Drake Nevis, LSU  
 DL . . . Marcell Dareus, Alabama  
 DL . . . Nick Fairley, Auburn  
 DL . . . Pernell McPhee, Mississippi State  
 LB . . . Danny Trevathan, Kentucky  
 LB . . . Kelvin Sheppard, LSU  
 LB . . . Justin Houston, Georgia  
 DB . . . Patrick Peterson, LSU  
 DB . . . Mark Barron, Alabama  
 DB . . . Ahmad Black, Florida  
 DB . . . Stephon Gilmore, South Carolina

## SPECIALISTS - FIRST TEAM

PK . . . Blair Walsh, Georgia  
 P . . . Chas Henry, Florida  
 RS . . . Patrick Peterson, LSU

## HONORARY CAPTAIN

Nick Bell, DE, Mississippi State

### OFFENSE - SECOND TEAM

TE . . . Orson Charles, Georgia  
 OL . . . Larry Warford, Kentucky  
 OL . . . Barrett Jones, Alabama  
 OL . . . Garrett Chisolm, South Carolina  
 OL . . . Joseph Barksdale, LSU  
 C . . . William Vlachos, Alabama  
 WR . . . A.J. Green, Georgia  
 WR . . . Randall Cobb, Kentucky  
 QB . . . Ryan Mallett, Arkansas  
 RB . . . Knile Davis, Arkansas  
 RB . . . Mark Ingram, Alabama  
 AP . . . Trent Richardson, Alabama

### DEFENSE - SECOND TEAM

DL . . . Jake Bequette, Arkansas  
 DL . . . Cliff Matthews, South Carolina  
 DL . . . Devin Taylor, South Carolina  
 DL . . . Jerrell Powe, Ole Miss  
 LB . . . Dont'a Hightower, Alabama  
 LB . . . Chris White, Mississippi State  
 LB . . . Chris Marve, Vanderbilt  
 LB . . . Jerry Franklin, Arkansas  
 DB . . . Robert Lester, Alabama  
 DB . . . Janoris Jenkins, Florida  
 DB . . . Casey Hayward, Vanderbilt  
 DB . . . Janzen Jackson, Tennessee  
 DB . . . Dre Kirkpatrick, Alabama  
 DB . . . Morris Claiborne, LSU

## SPECIALISTS - SECOND TEAM

PK . . . Josh Jasper, LSU  
 P . . . Drew Butler, Georgia

RS . . . Trent Richardson, Alabama

## 2011

### OFFENSE - FIRST TEAM

TE . . . Orson Charles, Georgia  
 OL . . . Barrett Jones, Alabama  
 OL . . . Will Blackwell, LSU  
 OL . . . Cordy Glenn, Georgia  
 OL . . . Alex Hurst, LSU  
 C . . . William Vlachos, Alabama  
 WR . . . Jarius Wright, Arkansas  
 WR . . . Rueben Randle, LSU  
 QB . . . Tyler Wilson, Arkansas  
 RB . . . Trent Richardson, Alabama  
 RB . . . Michael Dyer, Auburn  
 AP . . . Joe Adams, Arkansas  
 AP . . . Chris Rainey, Florida

### DEFENSE - FIRST TEAM

DL . . . Melvin Ingram, South Carolina  
 DL . . . Sam Montgomery, LSU  
 DL . . . Corey Lemonier, Auburn  
 DL . . . Jake Bequette, Arkansas  
 LB . . . Dont'a Hightower, Alabama  
 LB . . . Courtney Upshaw, Alabama  
 LB . . . Jarvis Jones, Georgia  
 DB . . . Mark Barron, Alabama  
 DB . . . Tyran Mathieu, LSU  
 DB . . . Morris Claiborne, LSU  
 DB . . . Bacarri Rambo, Georgia

## SPECIALISTS - FIRST TEAM

PK . . . Caleb Sturgis, Florida  
 P . . . Steven Clafk, Auburn  
 RS . . . Joe Adams, Arkansas

### OFFENSE - SECOND TEAM

TE . . . Philip Lutzenkirchen, Auburn  
 OL . . . Chance Warmack, Alabama  
 OL . . . Rokevious Watkins, South Carolina  
 OL . . . Brandon Mosley, Auburn  
 OL . . . Alvin Bailey, Arkansas  
 OL . . . Larry Warford, Kentucky  
 C . . . Ben Jones, Georgia  
 WR . . . Da'Rick Rogers, Tennessee  
 WR . . . Marquis Maze, Alabama  
 QB . . . Aaron Murray, Georgia  
 RB . . . Zac Stacy, Vanderbilt  
 RB . . . Spencer Ware, LSU  
 RB . . . Marcus Lattimore, South Carolina  
 AP . . . Antonio McCalebb, Auburn

### DEFENSE - SECOND TEAM

DL . . . Tim Fugger, Vanderbilt  
 DL . . . Josh Chapman, Alabama  
 DL . . . Fletcher Cox, Mississippi State  
 DL . . . Jadeveon Clowney, South Carolina  
 DL . . . Malik Jackson, Tennessee  
 LB . . . Danny Trevathan, Kentucky  
 LB . . . Chris Marve, Vanderbilt  
 LB . . . Ryan Baker, LSU  
 LB . . . Jerry Franklin, Arkansas  
 DB . . . Winston Guy, Kentucky  
 DB . . . Casey Hayward, Vanderbilt  
 DB . . . Dre Kirkpatrick, Alabama  
 DB . . . Brandon Boykin, Georgia

## SPECIALISTS - SECOND TEAM

PK . . . Drew Alleman, LSU  
 P . . . Dylan Breeding, Arkansas  
 P . . . Brad Wing, LSU  
 RS . . . Marquis Maze, Alabama

## 2012

### OFFENSE - FIRST TEAM

TE . . . Mychal Rivera, Tennessee  
 OL . . . Luke Joeckel, Texas A&M  
 OL . . . Chance Warmack, Alabama  
 OL . . . D.J. Fluker, Alabama  
 OL . . . Jake Matthews, Texas A&M  
 C . . . Barrett Jones, Alabama  
 WR . . . Cobi Hamilton, Arkansas  
 WR . . . Jordan Matthews, Vanderbilt  
 QB . . . Johnny Manziel, Texas A&M  
 RB . . . Mike Gillislee, Florida  
 RB . . . Eddie Lacy, Alabama  
 AP . . . Cordarrelle Patterson, Tennessee

### DEFENSE - FIRST TEAM

DL . . . Jadeveon Clowney, South Carolina  
 DL . . . Sam Montgomery, LSU  
 DL . . . Damontre Moore, Texas A&M  
 DL . . . Sharrif Floyd, Florida  
 LB . . . Jarvis Jones, Georgia  
 LB . . . C.J. Mosley, Alabama  
 LB . . . Kevin Minter, LSU  
 DB . . . Dee Milliner, Alabama  
 DB . . . Matt Elam, Florida  
 DB . . . Eric Reid, LSU  
 DB . . . Jonathan Banks, Mississippi State

## SPECIALISTS - FIRST TEAM

PK . . . Caleb Sturgis, Florida  
 P . . . Kyle Christy, Florida  
 RS . . . Ace Sanders, South Carolina

### OFFENSE - SECOND TEAM

TE . . . Jordan Reed, Florida

OL . . . Larry Warford, Kentucky  
 OL . . . Gabe Jackson, Mississippi State  
 OL . . . Chris Burnett, Georgia  
 OL . . . Dallas Thomas, Tennessee  
 C . . . T.J. Johnson, South Carolina  
 WR . . . Ryan Swope, Texas A&M  
 WR . . . Justin Hunter, Tennessee  
 QB . . . AJ McCarron, Alabama  
 RB . . . Todd Gurley, Georgia  
 RB . . . Zac Stacy, Vanderbilt  
 AP . . . Ace Sanders, South Carolina

## DEFENSE - SECOND TEAM

DL . . . Barkevious Mingo, LSU  
 DL . . . Sheldon Richardson, Missouri  
 DL . . . John Jenkins, Georgia  
 DL . . . Corey Lemonier, Auburn  
 LB . . . A.J. Johnson, Tennessee  
 LB . . . Jon Bostic, Florida  
 LB . . . \*Cameron Lawrence, Mississippi State  
 LB . . . \*Alec Ogletree, Georgia  
 DB . . . D.J. Swearingen, South Carolina  
 DB . . . Bacarri Rambo, Georgia  
 DB . . . Robert Lester, Alabama  
 DB . . . Darius Slay, Mississippi State

## SPECIALISTS - SECOND TEAM

PK . . . Drew Alleman, LSU  
 P . . . \*Dylan Breeding, Arkansas  
 P . . . \*Richard Kent, Vanderbilt  
 RS . . . Cordarrelle Patterson, Tennessee

## 2013

### OFFENSE - FIRST TEAM

TE . . . Arthur Lynch, Georgia  
 OL . . . Jake Matthews, Texas A&M  
 OL . . . Cyrus Kouandjio, Alabama  
 OL . . . Gabe Jackson, Mississippi State  
 OL . . . Wesley Johnson, Vanderbilt  
 C . . . Reese Dismukes, Auburn  
 WR . . . Mike Evans, Texas A&M  
 WR . . . Jordan Matthews, Vanderbilt  
 QB . . . Johnny Manziel, Texas A&M  
 RB . . . Tre Mason, Auburn  
 RB . . . T.J. Yeldon, Alabama  
 AP . . . Odell Beckham, Jr., LSU

### DEFENSE - FIRST TEAM

DL . . . Michael Sam, Missouri  
 DL . . . Jadeveon Clowney, South Carolina  
 DL . . . Dee Ford, Auburn  
 DL . . . Kelcy Quarles, South Carolina  
 LB . . . C.J. Mosley, Alabama  
 LB . . . Ramik Wilson, Georgia  
 LB . . . A.J. Johnson, Tennessee  
 DB . . . Cody Prewitt, Ole Miss  
 DB . . . Ha Ha Clinton-Dix, Alabama  
 DB . . . E.J. Gaines, Missouri  
 DB . . . Vernon Hargreaves, Florida

## SPECIALISTS - FIRST TEAM

PK . . . Marshall Morgan, Georgia  
 P . . . Drew Kaser, Texas A&M  
 RS . . . \*Christian Jones, Alabama  
 RS . . . \*Odell Beckham, Jr., LSU

## OFFENSE - SECOND TEAM

TE . . . Malcolm Johnson, Mississippi State  
 OL . . . La'e Collins, LSU  
 OL . . . Antonio Richardson, Tennessee  
 OL . . . Justin Britt, Missouri  
 OL . . . Anthony Steen, Alabama  
 C . . . Travis Swanson, Arkansas  
 WR . . . Odell Beckham, Jr., LSU  
 WR . . . Jarvis Landry, LSU  
 QB . . . AJ McCarron, Alabama  
 RB . . . Mike Davis, South Carolina  
 RB . . . Jeremy Hill, LSU  
 AP . . . Marcus Murphy, Missouri

## DEFENSE - SECOND TEAM

DL . . . Anthony Johnson, LSU  
 DL . . . Chris Smith, Arkansas  
 DL . . . Ed Stinson, Alabama  
 DL . . . Trey Flowers, Arkansas  
 LB . . . Lamin Barrow, LSU  
 LB . . . Jordan Jenkins, Georgia  
 LB . . . Avery Williams, Kentucky  
 DB . . . Andre Hal, Vanderbilt  
 DB . . . Chris Davis, Auburn  
 DB . . . Nickoe Whitley, Mississippi State  
 DB . . . Kenny Ladler, Vanderbilt

## SPECIALISTS - SECOND TEAM

PK . . . Michael Palardy, Tennessee  
 P . . . Cody Mandell, Alabama  
 RS . . . Solomon Patton, Florida

## 2014

### OFFENSE - FIRST TEAM

TE . . . Evan Engram, Ole Miss  
 OL . . . Cedric Ogbuehi, Texas A&M  
 OL . . . La'e Collins, LSU  
 OL . . . Arie Kouandjio, Alabama  
 OL . . . A.J. Cann, South Carolina  
 C . . . Reese Dismukes, Auburn  
 WR . . . Amari Cooper, Alabama



# HONORS & ACCOLADES

WR... Pharoah Cooper, South Carolina  
 QB... Dak Prescott, Mississippi State  
 RB... Nick Chubb, Georgia  
 RB... Cameron Artis-Payne, Auburn  
 AP... Marcus Murphy, Missouri

## DEFENSE - FIRST TEAM

DL... Shane Ray, Missouri  
 DL... Preston Smith, Mississippi State  
 DL... Dante Fowler, Florida  
 DL... Bud Dupree, Kentucky  
 LB... Benardrick McKinney, Mississippi State  
 LB... Martrell Spaight, Arkansas  
 LB... Trey DePrief, Alabama  
 DB... Landon Collins, Alabama  
 DB... Senquez Golson, Ole Miss  
 DB... Vernon Hargreaves, Florida  
 DB... Cody Prewitt, Ole Miss

## SPECIALISTS - FIRST TEAM

PK... Austin MacGinnis, Kentucky  
 P... JK Scott, Alabama  
 RS... Marcus Murphy, Missouri

## OFFENSE - SECOND TEAM

TE... Hunter Henry, Arkansas  
 OL... Laremy Tunsil, Ole Miss  
 OL... Ben Beckwith, Mississippi State  
 OL... Vadal Alexander, LSU  
 OL... Mitch Morse, Missouri  
 C... Max Garcia, Florida  
 WR... Bud Sasser, Missouri  
 WR... Sammie Coates, Auburn  
 WR... Blake Sims, Alabama  
 RB... Josh Robinson, Mississippi State  
 RB... T.J. Yeldon, Alabama  
 AP... Pharoah Cooper, South Carolina

## DEFENSE - SECOND TEAM

DL... Myles Garrett, Texas A&M  
 DL... Trey Flowers, Arkansas  
 DL... Derek Barnett, Tennessee  
 DL... Markus Golden, Missouri  
 LB... Amarlo Herrera, Georgia  
 LB... Ramik Wilson, Georgia  
 LB... Antonio Morrison, Florida  
 DB... Jonathan Jones, Auburn  
 DB... Braylon Webb, Missouri  
 DB... Damian Swann, Georgia  
 DB... Jonathan Mincy, Auburn

## SPECIALISTS - SECOND TEAM

PK... Elliott Fry, South Carolina  
 P... Jamie Keehn, LSU  
 RS... Quan Bray, Auburn

## 2015

## OFFENSE - FIRST TEAM

TE... Hunter Henry, Arkansas  
 OL... Sebastian Tretola, Arkansas  
 OL... Vadal Alexander, LSU  
 OL... Cam Robinson, Alabama  
 OL... John Theus, Georgia  
 C... Ryan Kelly, Alabama  
 WR... Laquon Treadwell, Ole Miss  
 WR... Fred Ross, Mississippi State  
 WR... Pharoah Cooper, South Carolina  
 QB... Dak Prescott, Mississippi State  
 RB... Derrick Henry, Alabama  
 RB... Leonard Fournette, LSU  
 AP... Pharoah Cooper, South Carolina

## DEFENSE - FIRST TEAM

DL... Myles Garrett, Texas A&M  
 DL... Jonathan Allen, Alabama  
 DL... Jonathan Bullard, Florida  
 DL... A'Shawn Robinson, Alabama  
 LB... Kentrell Brothers, Missouri  
 LB... Reggie Ragland, Alabama  
 LB... Zach Cunningham, Vanderbilt  
 DB... Vernon Hargreaves III, Florida  
 DB... Eddie Jackson, Alabama  
 DB... Jalen Tabor, Florida  
 DB... Trae Elston, Ole Miss

## SPECIALISTS - FIRST TEAM

PK... Daniel Carlson, Auburn  
 P... Drew Kaser, Texas A&M  
 RS... Evan Berry, Tennessee

## OFFENSE - SECOND TEAM

TE... Evan Engram, Ole Miss  
 OL... Dominick Jackson, Alabama  
 OL... Shon Coleman, Auburn  
 OL... Dan Skipper, Arkansas  
 OL... German Ifoadi, Texas A&M  
 C... Ethan Pocic, LSU  
 WR... Calvin Ridley, Alabama  
 WR... Christian Kirk, Texas A&M  
 WR... De'Runnay Wilson, Mississippi State  
 QB... Chad Kelly, Ole Miss  
 RB... Alex Collins, Arkansas  
 RB... Jalen Hurd, Tennessee  
 AP... Christian Kirk, Texas A&M

## DEFENSE - SECOND TEAM

DL... Robert Nkemdiche, Ole Miss  
 DL... Marquis Haynes, Ole Miss

DL... Charles Harris, Missouri  
 DL... Derek Barnett, Tennessee  
 LB... Leonard Floyd, Georgia  
 LB... Antonio Morrison, Florida  
 LB... Skai Moore, South Carolina  
 DB... Mike Hilton, Ole Miss  
 DB... Dominick Sanders, Georgia  
 DB... Tre'Davious White, LSU  
 DB... Jamal Adams, LSU

## SPECIALISTS - SECOND TEAM

PK... Taylor Bertolet, Texas A&M  
 P... Adam Griffith, Alabama  
 P... Johnny Townsend, Florida  
 RS... Christian Kirk, Texas A&M

## 2016

## OFFENSE - FIRST TEAM

TE... Evan Engram, Ole Miss  
 OL... Cam Robinson, Alabama  
 OL... Dan Skipper, Arkansas  
 OL... Avery Gennesy, Texas A&M  
 OL... Will Clapp, LSU  
 C... Ethan Pocic, LSU  
 WR... Christian Kirk, Texas A&M  
 WR... ArDarius Stewart, Alabama  
 QB... Jalen Hurts, Alabama  
 RB... Kamryn Pettway, Auburn  
 RB... Derrius Guice, LSU  
 AP... Christian Kirk, Texas A&M

## DEFENSE - FIRST TEAM

DL... Jonathan Allen, Alabama  
 DL... Derek Barnett, Tennessee  
 DL... Carl Lawson, Auburn  
 DL... Myles Garrett, Texas A&M  
 LB... Zach Cunningham, Vanderbilt  
 LB... Reuben Foster, Alabama  
 LB... Kendall Beckwith, LSU  
 DB... Jalen Tabor, Florida  
 DB... Tre'Davious White, LSU  
 DB... Minkah Fitzpatrick, Alabama  
 DB... Aarion Penton, Missouri

## SPECIALISTS - FIRST TEAM

PK... Daniel Carlson, Auburn  
 P... JK Scott, Alabama  
 RS... Christian Kirk, Texas A&M

## OFFENSE - SECOND TEAM

TE... O.J. Howard, Alabama  
 OL... Braden Smith, Auburn  
 OL... Will Holden, Vanderbilt  
 OL... Martez Ivey, Florida  
 OL... Alex Kozan, Auburn  
 C... Jon Toth, Kentucky  
 WR... Calvin Ridley, Alabama  
 WR... Fred Ross, Mississippi State  
 QB... Chad Kelly, Ole Miss  
 QB... Joshua Dobbs, Tennessee  
 RB... Rawleigh Williams III, Arkansas  
 RB... Ralph Webb, Vanderbilt  
 RB... Leonard Fournette, LSU  
 AP... Derrius Guice, LSU

## DEFENSE - SECOND TEAM

DL... Arden Key, LSU  
 DL... Montravius Adams, Auburn  
 DL... Charles Harris, Missouri  
 DL... Caleb Brantley, Florida  
 LB... Tim Williams, Alabama  
 LB... Jarrad Davis, Florida  
 LB... Jordan Jones, Kentucky  
 DB... Jamal Adams, LSU  
 DB... Eddie Jackson, Alabama  
 DB... Quincy Wilson, Florida  
 DB... Justin Evans, Texas A&M

## SPECIALISTS - SECOND TEAM

PK... Gary Wunderlich, Ole Miss  
 P... Johnny Townsend, Florida  
 RS... Evan Berry, Tennessee

## 2017

## OFFENSE - FIRST TEAM

TE... Hayden Hurst, South Carolina  
 OL... Isaiah Wynn, Georgia  
 OL... Braden Smith, Auburn  
 OL... Martinus Rankin, Mississippi State  
 OL... Jonah Williams, Alabama  
 C... Will Clapp, LSU  
 WR... A.J. Brown, Ole Miss  
 WR... Calvin Ridley, Alabama  
 QB... Drew Lock, Missouri  
 RB... Kerryon Johnson, Auburn  
 RB... Nick Chubb, Georgia  
 AP... Christian Kirk, Texas A&M

## DEFENSE - FIRST TEAM

DL... Jeff Holland, Auburn  
 DL... Montez Sweat, Mississippi State  
 DL... Raekwon Davis, Alabama  
 DL... Jeffery Simmons, Mississippi State  
 LB... Roquan Smith, Georgia  
 LB... Devin White, LSU  
 LB... Skai Moore, South Carolina

DB... Minkah Fitzpatrick, Alabama  
 DB... Duke Dawson, Florida  
 DB... Armani Watts, Texas A&M  
 DB... Carlton Davis, Auburn

## SPECIALISTS - FIRST TEAM

PK... Daniel Carlson, Auburn  
 P... JK Scott, Alabama  
 RS... Christian Kirk, Texas A&M

## OFFENSE - SECOND TEAM

TE... Albert Okwuegbunam, Missouri  
 OL... Trey Smith, Tennessee  
 OL... Garrett Brumfield, LSU  
 OL... Martez Ivey, Florida  
 OL... Greg Little, Ole Miss  
 C... Bradley Bozeman, Alabama  
 WR... J'Mon Moore, Missouri  
 WR... Christian Kirk, Texas A&M  
 QB... Jarrett Stidham, Auburn  
 RB... Benny Snell, Kentucky  
 RB... Derrius Guice, LSU  
 AP... A.J. Brown, Ole Miss

## DEFENSE - SECOND TEAM

DL... Da'Ron Payne, Alabama  
 DL... Marcell Frazier, Missouri  
 DL... Da'Shawn Hand, Alabama  
 DL... Marquis Haynes, Ole Miss  
 LB... Rashaan Evans, Alabama  
 LB... Lorenzo Carter, Georgia  
 LB... Tre' Williams, Auburn  
 DB... Ronnie Harrison, Alabama  
 DB... Donte Jackson, LSU  
 DB... Greedy Williams, LSU  
 DB... Deandre Baker, Georgia

## SPECIALISTS - SECOND TEAM

PK... Eddy Pineiro, Florida  
 P... Johnny Townsend, Florida  
 RS... DJ Chark, LSU

## 2018

## OFFENSE - FIRST TEAM

TE... Jace Sternberger, Texas A&M  
 OL... Jonah Williams, Alabama  
 OL... Andrew Thomas, Georgia  
 OL... Greg Little, Ole Miss  
 OL... Bunchy Stallings, Kentucky  
 C... Lamont Gaillard, Georgia  
 WR... A.J. Brown, Ole Miss  
 WR... Jerry Jeudy, Alabama  
 QB... Tua Tagovailoa, Alabama  
 RB... Benny Snell, Kentucky  
 RB... Trayveon Williams, Texas A&M  
 AP... Deebo Samuel, South Carolina

## DEFENSE - FIRST TEAM

DL... Quinnen Williams, Alabama  
 DL... Jeffery Simmons, Mississippi State  
 DL... Jachai Polite, Florida  
 DL... Montez Sweat, Mississippi State  
 LB... Josh Allen, Kentucky  
 LB... Devin White, LSU  
 LB... Shaun Davis, Auburn  
 DB... Deandre Baker, Georgia  
 DB... Grant Delpit, LSU  
 DB... Greedy Williams, LSU  
 DB... Deionte Thompson, Alabama

## SPECIALISTS - FIRST TEAM

PK... Cole Tracy, LSU  
 P... Braden Mann, Texas A&M  
 RS... Deebo Samuel, South Carolina

## OFFENSE - SECOND TEAM

TE... Irv Smith Jr., Alabama  
 OL... Martez Ivey, Florida  
 OL... Alex Leatherwood, Alabama  
 OL... Deion Calhoun, Mississippi State  
 OL... Zack Bailey, South Carolina  
 C... Ross Pierschbacher, Alabama  
 WR... Deebo Samuel, South Carolina  
 WR... Emanuel Hall, Missouri  
 QB... Drew Lock, Missouri  
 RB... D'Andre Swift, Georgia  
 RB... Damien Harris, Alabama  
 AP... Lynn Bowden, Kentucky

## DEFENSE - SECOND TEAM

DL... Isaiah Bugbs, Alabama  
 DL... Jonathan Ledbetter, Georgia  
 DL... Terry Beckner, Missouri  
 DL... Derrick Brown, Auburn  
 LB... Dylan Moses, Alabama  
 LB... Cale Garrett, Missouri  
 LB... Mack Wilson, Alabama  
 DB... CJ Henderson, Florida  
 DB... Jonathan Abram, Mississippi State  
 DB... Joejuan Williams, Vanderbilt  
 DB... DeMarkus Acy, Missouri

## SPECIALISTS - SECOND TEAM

PK... Rodrigo Blankenship, Georgia  
 P... Joseph Charlton, South Carolina  
 RS... Mecole Hardman, Georgia

## 2019

## OFFENSE - FIRST TEAM

TE... Kyle Pitts, Florida  
 OL... Andrew Thomas, Georgia  
 OL... Jedrick Wills Jr., Alabama  
 OL... Alex Leatherwood, Alabama  
 OL... Trey Smith, Tennessee  
 C... Lloyd Cushenberry, LSU  
 WR... Ja'Marr Chase, LSU  
 WR... Jerry Jeudy, Alabama  
 QB... Joe Burrow, LSU  
 RB... Clyde Edwards-Helaire, LSU  
 RB... D'Andre Swift, Georgia  
 AP... Lynn Bowden Jr., Kentucky

## DEFENSE - FIRST TEAM

DL... Derrick Brown, Auburn  
 DL... Marlon Davidson, Auburn  
 DL... Jonathan Greenard, Florida  
 DL... Javon Kinlaw, South Carolina  
 LB... Anternee Jennings, Alabama  
 LB... K'Lavon Chaisson, LSU  
 LB... Nick Bolton, Missouri  
 DB... J.R. Reed, Georgia  
 DB... Grant Delpit, LSU  
 DB... Xavier McKinney, Alabama  
 DB... CJ Henderson, Florida

## SPECIALISTS - FIRST TEAM

PK... Rodrigo Blankenship, Georgia  
 P... Braden Mann, Texas A&M  
 RS... Jaylen Waddle, Alabama

## OFFENSE - SECOND TEAM

TE... Albert Okwuegbunam, Missouri  
 OL... Logan Stenberg, Kentucky  
 OL... Adrian Magee, LSU  
 OL... Prince Tega Vanogho, Auburn  
 OL... Damien Lewis, LSU  
 C... Landon Dickerson, Alabama  
 WR... DeVonta Smith, Alabama  
 WR... Bryan Edwards, South Carolina  
 QB... Tua Tagovailoa, Alabama  
 RB... Kylin Hill, Mississippi State  
 RB... Najee Harris, Alabama  
 AP... Jaylen Waddle, Alabama

## DEFENSE - SECOND TEAM

DL... Raekwon Davis, Alabama  
 DL... Benito Jones, Ole Miss  
 DL... Rashard Lawrence, LSU  
 DL... Tyler Clark, Georgia  
 LB... Daniel Bituli, Tennessee  
 LB... K.J. Britt, Auburn  
 LB... Terrell Lewis, Alabama  
 DB... Derek Stingley, LSU  
 DB... Trevon Diggs, Alabama  
 DB... Nigel Warrior, Tennessee  
 DB... Jacoby Stevens, LSU

## SPECIALISTS - SECOND TEAM

PK... Brent Cimaglia, Tennessee  
 P... Max Duffy, Kentucky  
 RS... Jerriion Ealy, Ole Miss  
 RS... Treyton Burks, Arkansas  
 RS... Clyde Edwards-Helaire, LSU  
 RS... Christian Tutt, Auburn  
 RS... Marquez Callaway, Tennessee

## 2020

## OFFENSE - FIRST TEAM

TE... Kyle Pitts, Florida  
 OL... Alex Leatherwood, Alabama  
 OL... Landon Young, Kentucky  
 OL... Ben Cleveland, Georgia  
 OL... Trey Smith, Tennessee  
 OL... Deonte Brown, Alabama  
 C... Landon Dickerson, Alabama  
 WR... DeVonta Smith, Alabama  
 WR... Elijah Moore, Ole Miss  
 QB... Mac Jones, Alabama  
 RB... Najee Harris, Alabama  
 RB... Isaiah Spiller, Texas A&M  
 AP... Kadarius Toney, Florida

## DEFENSE - FIRST TEAM

DL... Christian Barmore, Alabama  
 DL... Traylor Enagbare, South Carolina  
 DL... Trajan Ifeajota, Missouri  
 DL... Bobby Brown III, Texas A&M  
 LB... Nick Bolton, Missouri  
 LB... Dylan Moses, Alabama  
 LB... Grant Morgan, Arkansas  
 DB... Patrick Surtain II, Alabama  
 DB... Kairi Elam, Florida  
 DB... Richard LeCounte, Georgia  
 DB... Derek Stingley, LSU

## SPECIALISTS - FIRST TEAM

PK... Cade York, LSU  
 P... Jake Camarda, Georgia  
 RS... Kadarius Toney, Florida

## OFFENSE - SECOND TEAM

TE... Jalen Wydermyer, Texas A&M  
 OL... Darian Kinnard, Kentucky  
 OL... Kenyon Green, Texas A&M



# HONORS & ACCOLADES

OL... Dan Moore Jr., Texas A&M  
 OL... Carson Green, Texas A&M  
 C... Drake Jackson, Kentucky  
 WR... Kadarious Toney, Florida  
 WR... Treylon Burks, Arkansas  
 QB... Kyle Trask, Florida  
 RB... Kevin Harris, South Carolina  
 RB... Larry Rountree, Missouri  
 AP... Jerrion Ealy, Ole Miss

## DEFENSE - SECOND TEAM

DL... Big Kat Bryant, Auburn  
 DL... Jordan Davis, Georgia  
 DL... Dayo Odeyingbo, Vanderbilt  
 DL... Ali Gaye, LSU  
 LB... Azeez Ojulari, Georgia  
 LB... Bumper Pool, Arkansas  
 LB... Christopher Allen, Alabama  
 DB... Eric Stokes, Georgia  
 DB... Malachi Moore, Alabama  
 DB... Jalen Catalon, Arkansas  
 DB... Jaycee Horn, South Carolina

## SPECIALISTS - SECOND TEAM

PK... Anders Carlson, Auburn  
 P... Zach Von Rosenberg, LSU  
 RS... Jaylen Waddle, Alabama

## 2021

### OFFENSE - FIRST TEAM

TE... Brock Bowers, Georgia  
 OL... Darian Kinnard, Kentucky  
 OL... Evan Neal, Alabama  
 OL... Kenyon Green, Texas A&M  
 OL... Charles Cross, Mississippi State  
 C... Luke Fortner, Kentucky  
 WR... Jameson Williams, Alabama  
 WR... Treylon Burks, Arkansas  
 QB... Bryce Young, Alabama  
 RB... Tyler Badie, Missouri  
 RB... Brian Robinson Jr., Alabama  
 AP... Velus Jones Jr., Tennessee

### DEFENSE - FIRST TEAM

DL... Jordan Davis, Georgia  
 DL... Sam Williams, Ole Miss  
 DL... DeMarvin Leal, Texas A&M  
 DL... Devonte Wyatt, Georgia  
 LB... Will Anderson Jr., Alabama  
 LB... Nakobe Dean, Georgia  
 LB... Damone Clark, LSU  
 DB... Roger McCreary, Auburn  
 DB... Jordan Battle, Alabama  
 DB... Jaylan Foster, South Carolina  
 DB... Montaric Brown, Arkansas

### SPECIALISTS - FIRST TEAM

PK... Harrison Mevis, Missouri  
 P... Jake Camarda, Georgia  
 RS... Velus Jones Jr., Tennessee

### OFFENSE - SECOND TEAM

TE... Jalen Wydermyer, Texas A&M  
 OL... Jamaree Salyer, Georgia  
 OL... Ed Ingram, LSU  
 OL... Cade Mays, Tennessee  
 OL... Justin Shaffer, Georgia  
 C... Michael Majetti, Missouri  
 WR... John Metchie III, Alabama  
 WR... Van Dale Robinson, Kentucky  
 QB... Matt Corral, Ole Miss  
 RB... Chris Rodriguez Jr., Kentucky  
 RB... Isaiah Spiller, Texas A&M  
 AP... Jerrion Ealy, Ole Miss

### DEFENSE - SECOND TEAM

DL... Phidarian Mathis, Alabama  
 DL... Derick Hall, Auburn  
 DL... Josh Paschal, Kentucky  
 DL... Jalen Carter, Georgia  
 LB... Henry To'oTo'o, Alabama  
 LB... Bumper Pool, Arkansas  
 LB... Zakoby McClain, Auburn  
 DB... Derion Kendrick, Georgia  
 DB... Theo Jackson, Tennessee  
 DB... Jalyn Armour-Davis, Alabama  
 DB... Lewis Cine, Georgia  
 DB... Emmanuel Forbes, Mississippi State

### SPECIALISTS - SECOND TEAM

PK... Cade York, LSU  
 P... Nik Constantinou, Texas A&M  
 RS... Jameson Williams, Alabama

## 2022

### OFFENSE - FIRST TEAM

TE... Brock Bowers, Georgia  
 OL... O'Cyrus Torrence, Florida  
 OL... Warren McClendon, Georgia  
 OL... Darnell Wright, Tennessee  
 OL... Emil Ekiyor Jr., Alabama  
 C... Ricky Stromberg, Arkansas  
 WR... Jalin Hyatt, Tennessee  
 WR... Antwane Wells, South Carolina  
 QB... Hendon Hooker, Tennessee  
 RB... Quinston Jenkins, Ole Miss  
 RB... Devon Achane, Texas A&M  
 AP... Devon Achane, Texas A&M

### DEFENSE - FIRST TEAM

DL... Jalen Carter, Georgia  
 DL... Derick Hall, Auburn  
 DL... BJ Ojulari, LSU  
 DL... Byron Young, Tennessee  
 LB... Will Anderson Jr., Alabama  
 LB... Drew Sanders, Arkansas  
 LB... Henry To'oTo'o, Alabama  
 DB... Emmanuel Forbes, Mississippi State  
 DB... Chris Smith, Georgia  
 DB... Kool-Aid McKinstry, Alabama  
 DB... Jordan Battle, Alabama

### SPECIALISTS - FIRST TEAM

PK... Jack Podlesny, Georgia  
 P... Kai Kroeger, South Carolina  
 RS... Tulu Griffin, Mississippi State  
 KOS... Jake Bates, Arkansas  
 KOS... Jack Podlesny, Georgia\*  
 LS... Wesley Schelling, Vanderbilt

### OFFENSE - SECOND TEAM

TE... Darnell Washington, Georgia  
 OL... Nick Broeker, Ole Miss  
 OL... Javion Cohen, Alabama  
 OL... Tyler Steen, Alabama  
 OL... Jovaughn Gwyn, South Carolina\*  
 OL... Will Campbell, LSU\*  
 C... Sedrick Van Pran, Georgia  
 WR... Ladd McConkey, Georgia  
 WR... Jonathan Mingo, Ole Miss\*  
 WR... Dominic Lovett, Missouri\*  
 QB... Stetson Bennett, Georgia  
 RB... Raheim Sanders, Arkansas  
 RB... Jahmyr Gibbs, Alabama  
 AP... Jahmyr Gibbs, Alabama

### DEFENSE - SECOND TEAM

DL... Isaiah McGuire, Missouri  
 DL... Mekhi Wingo, LSU  
 DL... Nazir Stackhouse, Georgia  
 DL... Tyrus Wheat, Mississippi State  
 LB... Harold Perkins, LSU  
 LB... Bumper Pool, Arkansas  
 LB... Nathaniel Watson, Mississippi State  
 DB... Antonio Johnson, Texas A&M  
 DB... Kelee Ringo, Georgia  
 DB... Keidron Smith, Kentucky  
 DB... Dwight McGlothern, Arkansas

### SPECIALISTS - SECOND TEAM

PK... Will Reichard, Alabama  
 P... Nik Constantinou, Texas A&M  
 RS... Kool-Aid McKinstry, Alabama  
 KOS... Will Reichard, Alabama  
 LS... William Mote, Georgia\*  
 LS... Hunter Rogers, South Carolina\*

\*Ties



# HONORS & ACCOLADES

## SEC ALL-FRESHMAN TEAMS

[Selected by Knoxville News-Sentinel (1986-98); SEC Coaches (1999-)]

### 1986 OFFENSE

\*QB... Tommy Hodson, LSU  
RB... Harvey Williams, LSU  
RB... Octavius Gould, Florida  
RB... James Joseph, Auburn  
REC... Terrence Cleveland, Tennessee  
REC... Willie Green, Ole Miss  
OL... Mike Zuga, Alabama  
OL... Andy Anderson, Alabama  
OL... John Hudson, Auburn  
OL... Burr Seaver, Vanderbilt  
PK... David Browndyke, LSU  
RS... T.D. Woods, Tennessee

### DEFENSE

DL... Demond Winston, Vanderbilt  
DL... Andy Dotson, Georgia  
DL... Darryl Smith, Ole Miss  
DL... Vic Adams, Kentucky  
LB... Vantrise Davis, Alabama  
LB... Pat Moore, Florida  
LB... Jesse Anderson, Miss. State  
LB... Milton Gordon, Tennessee  
DB... Don Price, Ole Miss  
DB... Asa Bennett, Miss. State  
DB... Torrey Price, Vanderbilt  
DB... Ron Robinson, Kentucky  
P... Tommy Parks, Miss. State  
\* - Freshman of the Year

### 1987 OFFENSE

WR... Ernie Mills, Florida  
WR... Alvin Harper, Tennessee  
OL... Tony Robertson, Miss. State  
OL... Roger Shultz, Alabama  
OL... Dawson Pruett, Ole Miss  
OL... Terrill Chatman, Alabama  
OL... Robbin Perry, Tennessee  
QB... Jeff Dunn, Alabama  
\*RB... Emmitt Smith, Florida  
RB... Reggie Cobb, Tennessee  
RB... Rodney Hampton, Georgia  
PK... Phillip Doyle, Alabama

### DEFENSE

DL... Charles McRae, Tennessee  
DL... Cedric Moore, Vanderbilt  
DL... Robert Lenoir, Alabama  
DL... Robert Young, Miss. State  
LB... Robert Stewart, Alabama  
LB... Mark Murray, Florida  
LB... Huey Richardson, Florida  
DB... Todd Sandroni, Ole Miss  
DB... Kelly Days, Tennessee  
DB... Chris Tolbert, Kentucky  
DB... Eddie Myles, Miss. State  
P... Charles Childers, Ole Miss  
\* - Freshman of the Year

### 1988 OFFENSE

WR... Arthur Marshall, Georgia  
WR... Shayne Wasden, Auburn  
OL... Greg Lahr, Kentucky  
OL... Kenny Stewart, Miss. State  
OL... Bobby Craycraft, Vanderbilt  
OL... John Fisher, Tennessee  
OL... Ed King, Auburn  
QB... Kyle Morris, Florida  
RB... Willie McClendon, Florida  
RB... Kevin Turner, Alabama  
RB... Henry Love, Auburn  
P... Mike Riley, Miss. State

### DEFENSE

DL... Jerry Bell, Kentucky  
DL... Rod Keith, Vanderbilt  
DL... Shazzon Bradley, Tennessee  
LB... Tim Paulk, Florida  
LB... Earnest Fields, Tennessee  
LB... Melvin Hawkins, Miss. State  
LB... Anthony Judge, Auburn  
DB... Chuck Carswell, Georgia  
DB... Bill Fitzpatrick, Vanderbilt  
DB... Chauncey Godwin, Ole Miss  
DB... Charles Gardner, Alabama  
PK... Chip McCallum, Tennessee  
RS... Vince Fuller, LSU

### 1989 OFFENSE

WR... Clarence Sevillian, Vanderbilt  
WR... Kurt Johnson, Kentucky  
OL... Jack Swan, Georgia  
OL... John James, Miss. State  
OL... Byron Jordan, Miss. State  
OL... Everett Lindsay, Ole Miss  
OL... Chuck Bradley, Kentucky  
QB... Donald Douglas, Florida  
RB... Chuck Webb, Tennessee  
RB... Kenny Roberts, Miss. State

RB... Darrell Williams, Auburn  
PK... Brian Lee, Ole Miss  
RS... Tony James, Miss. State

### DEFENSE

DL... George Brown, Georgia  
DL... Rodney Stowers, Miss. State  
DL... Mike Gandolfo, Vanderbilt  
LB... Marc Woodard, Miss. State  
LB... Alan Young, Vanderbilt  
LB... Nigel Ventress, LSU  
LB... David Walkup, LSU  
DB... Chris Donnelly, Vanderbilt  
DB... Carl Pickens, Tennessee  
DB... Mike Jones, Georgia  
DB... Will White, Florida  
P... David Lawrence, Vanderbilt

### 1990 OFFENSE

WR... Andre Hastings, Georgia  
WR... Marcus Carter, LSU  
TE... Shannon Mitchell, Georgia  
OL... Anthony Redmon, Auburn  
OL... Kevin Mawae, LSU  
OL... Clint Conlee, Ole Miss  
OL... Shea Bell, Miss. State  
OL... Matt Hammond, Alabama  
QB... Stan White, Auburn  
\*RB... Garrison Hearst, Georgia  
RB... Erric Rhett, Florida  
FB... Terry Samuels, Kentucky  
RS... Chris Anderson, Alabama

### DEFENSE

DL... Willie Jennings, Georgia  
DL... Bernard Williams, Georgia  
DL... Jeremy Nunley, Alabama  
#LB... James Willis, Auburn  
LB... Roovelroe Swan, LSU  
LB... Shelton Quarles, Vanderbilt  
LB... Ed Robinson, Florida  
DB... Anthony Marshall, LSU  
DB... Ralph Thompson, Georgia  
DB... Robert Davis, Vanderbilt  
DB... Aaron Smith, Vanderbilt  
P... Joey Chapman, Tennessee  
\* - Freshman of the Year (Offense)  
# - Freshman of the Year (Defense)

### 1991 OFFENSE

WR... David Palmer, Alabama  
WR... Aubrey Hill, Florida  
OL... Jon Stevenson, Alabama  
OL... Steve Roberts, Georgia  
OL... Mark Askin, Kentucky  
OL... Richard Saenz, Vanderbilt  
\*QB... Eric Zeier, Georgia  
RB... James Stewart, Tennessee  
RB... Aaron Hayden, Tennessee  
RB... Joe Frazier, Auburn  
FB... Michael Davis, Miss. State  
PK... John Becksvoort, Tennessee  
RS... Thomas Bailey, Auburn

### DEFENSE

DL... William Crowell, LSU  
DL... Damon Betz, Kentucky  
DL... Ellis Johnson, Florida  
DL... Kevin Carter, Florida  
LB... Michael Rogers, Alabama  
LB... Damon Ward, Georgia  
DB... Melvin Johnson, Kentucky  
DB... Ivory Hilliard, LSU  
DB... Rodney Young, LSU  
DB... Fred Smith, Auburn  
DB... Larry Kennedy, Florida  
P... Shayne Edge, Florida  
\* - Freshman of the Year

### 1992 OFFENSE

WR... Jack Jackson, Florida  
OL... Jeff Smith, Tennessee  
OL... Bubba Miller, Tennessee  
OL... Reggie Green, Florida  
OL... Owen Neil, Vanderbilt  
\*QB... Steve Taneyhill, S. Carolina  
RB... Cliff Deese, Vanderbilt  
RB... Oscar Malone, Arkansas  
FB... Royce Love, Vanderbilt  
PK... Michael Proctor, Alabama  
PKS... Shawn Summers, Tennessee  
KORS... David Butler, LSU

### DEFENSE

DL... Johnie Church, Florida  
DL... Eric Sullivan, S. Carolina  
DL... Jeff Kaiser, Georgia  
DL... David Barnard, Florida  
OLB... Ben Hanks, Florida  
OLB... James Gillyard, LSU  
#ILB... Randall Godfrey, Georgia

ILB... Anthony Harris, Auburn  
DB... Michael Lowery, Ole Miss  
DB... Jason Parker, Tennessee  
DB... David Spardon, Kentucky  
\* - Freshman of the Year (Offense)  
# - Freshman of the Year (Defense)

### 1993 OFFENSE

WR... Ta' Boris Fisher, Ole Miss  
WR... Joey Kent, Kentucky  
WR... Kenny Causey, Miss. State  
OL... Willie Anderson, Auburn  
OL... John Harrison, S. Carolina  
OL... Ben Bordelon, LSU  
OL... Adam Meadows, Georgia  
C... Don Striebing, Arkansas  
\*QB... Danny Wuerffel, Florida  
RB... Moe Williams, Kentucky  
ATH... Eddie Kennison, LSU

### DEFENSE

DL... Leland Taylor, Tennessee  
DL... Cameron Davis, Florida  
DL... Walter Rouse, Georgia  
LB... Mike Calais, LSU  
LB... Darren Hambrick, Florida  
LB... Dwayne Curry, Miss. State  
LB... Mark Smith, Arkansas  
DB... Lawrence Wright, Florida  
DB... Anthon Lott, Florida  
DB... Raymond Austin, Tennessee  
DB... Eric Vance, Vanderbilt  
Sp. Teams  
PK... Terry Cousin, S. Carolina  
PK... Reed Morton, S. Carolina  
\* - Freshman of the Year

### 1994 OFFENSE

OL... John Schlarman, Kentucky  
OL... Victor Riley, Auburn  
OL... Adam Perry, LSU  
OL... Robert Poole, Tennessee  
OL... Will Jacobs, Vanderbilt  
C... Paul Beckwith, S. Carolina  
WR... Reidel Anthony, Florida  
WR... Ike Hilliard, Florida  
\*QB... Peyton Manning, Tennessee  
RB... Fred Taylor, Florida  
RB... Elijah Williams, Florida  
RB... Hines Ward, Georgia

### DEFENSE

DL... Travis Stroud, Georgia  
DL... David Carmona, LSU  
DL... James Greir, Miss. State  
DL... Jay Stallworth, Vanderbilt  
LB... Chad Hudson, Kentucky  
LB... Dewayne Rudd, Alabama  
LB... Nate Wayne, Ole Miss  
LB... Conley Earls, Miss. State  
LB... Greg Bright, Georgia  
DB... DeShea Townsend, Alabama  
DB... Ken Alvis, Auburn  
DB... Mike Harris, Florida  
DB... Terry Fair, Tennessee  
DB... Ben Washington, S. Carolina  
DB... Corey Chavous, Vanderbilt  
DB... Matt Anderson, Vanderbilt  
RS... Kio Sanford, Kentucky  
P... Matt Wait, Arkansas  
\* - Freshman of the Year

### 1995 OFFENSE

WR... Zola Davis, South Carolina  
WR... Jacquez Green, Florida  
WR... Anthony Lucas, Arkansas  
WR... Craig Yeast, Kentucky  
OL... Jamal Nesbitt, South Carolina  
OL... Mo Collins, Florida  
OL... Alan Faneca, LSU  
OL... Jonas Liening, Kentucky  
OL... Russ Brown, Arkansas  
QB... Herbert Tyler, LSU  
\*RB... Kevin Faulk, LSU  
RB... Torin Kirtsey, Georgia  
RB... Terry Jackson, Florida  
RB... Kendall Cleveland, LSU

### DEFENSE

\*DL... Anthony McFarland, LSU  
DL... Jimmy Brumbaugh, Auburn  
DL... Marvin Major, Kentucky  
DL... Ron Green, Tennessee  
LB... Chris Hood, Alabama  
LB... Takeo Spikes, Auburn  
LB... Johnny Rutledge, Florida  
LB... Mike Peterson, Florida  
\*DB... Martavius Houston, Auburn  
DB... Armin Love, Georgia  
DB... Fernando Bryant, Alabama

DB... Arturo Freeman, South Carolina  
PK... Jeff Hall, Tennessee  
KR... Robert Baker, Auburn  
\* - Co-Freshman of the Year

### 1996 OFFENSE

WR... Todd Yoder, Vanderbilt  
WR... Larry Foster, LSU  
TE... Chad Spencer, Kentucky  
OL... Spencer Riley, Tennessee  
OL... David De La Peralle, Kentucky  
OL... Ryan Kalich, Florida  
OL... Chris Samuels, Alabama  
OL... Jeno James, Auburn  
RB... \*Derick Logan, Kentucky  
RB... Rondell Mealey, LSU  
RB... Shaun Alexander, Alabama  
QB... Matt Wyatt, Miss. State  
P... Courtney Leavitt, South Carolina  
PK... Hap Hines, Georgia

### DEFENSE

DL... Theo Williams, LSU  
DL... Billy Ratliff, Tennessee  
DL... George Massey, Kentucky  
DL... Reggie McGrew, Florida  
DL... D.J. Cooper, Arkansas  
LB... Jevon Kearse, Florida  
LB... Armeigis Spearman, Ole Miss  
LB... Charles Smith, LSU  
DB... \*Mark Roman, Ole Miss  
DB... Tim Strickland, Ole Miss  
DB... Brad Ware, Auburn  
DB... Champ Bailey, Georgia  
DB... Ronnie Heard, Ole Miss  
DB... Kendall Roberson, Miss. State  
\* - Freshman of the Year

### 1997 OFFENSE

WR... Abram Booty, LSU  
WR... Jermale Kelly, South Carolina  
OL... Terrence Metcalf, Ole Miss  
OL... Paul Hogan, Alabama  
OL... Trey Langley, LSU  
OL... Cosey Coleman, Tennessee  
OL... Zac Zedalis, Florida  
RB... \*Jamal Lewis, Tennessee  
RB... Derek Homer, Kentucky  
RB... Jimmy Williams, Vanderbilt  
RB... Jared McGrath, Vanderbilt  
QB... Victor Penn, South Carolina  
P... Reagan King, Ole Miss  
PK... Seth Hanson, Kentucky

### DEFENSE

DL... Derrick Burgess, Ole Miss  
DL... Kenny Smith, Alabama  
DL... Ryan Aulds, Vanderbilt  
DL... Marcus Stroud, Georgia  
LB... Travis Carroll, Alabama  
LB... Randy Garner, Arkansas  
LB... Quentin Caver, Arkansas  
DB... Marcus Spencer, Alabama  
DB... Rob Pate, Auburn  
DB... Willie Gary, Kentucky  
DB... Larry Casher, Auburn  
\* - Freshman of the Year

### 1998 OFFENSE

WR... Reggie Robinson, LSU  
WR... NeZih Hasanoglu, Vanderbilt  
OL... Kevin Rivers, South Carolina  
OL... Matt Brown, Kentucky  
OL... Philip Jones, South Carolina  
OL... Kenyatta Walker, Florida  
OL... Melvin Paige, South Carolina  
RB... Dencenzo Miller, Miss. State  
RB... Robert Gaspie, Florida  
QB... \*Quincy Carter, Georgia  
PK... \*David Wasielewski, Florida  
PK... Christian Chauvin, LSU  
ATH... Freddie Milons, Alabama

### DEFENSE

DL... Kindal Moorehead, Alabama  
DL... Jarvis Green, LSU  
DL... Doyle Crosby, Vanderbilt  
DL... Carlos Hall, Arkansas  
LB... Eddie Strong, Ole Miss  
LB... Jamie Winborn, Vanderbilt  
LB... James Callier, Auburn  
DB... Reggie Myles, Alabama  
DB... Orlando Green, Arkansas  
DB... Bennie Alexander, Florida  
DB... David Johnson, Kentucky  
\* - Freshman of the Year

### 1999 OFFENSE

WR... \*Ronney Daniels, Auburn

# HONORS & ACCOLADES



WR . . . Terrence Edwards, Georgia  
TE . . . Randy McMichael, Georgia  
OL . . . Mike Pearson, Florida  
OL . . . Kevin Breedlove, Georgia  
OL . . . Dante Ellington, Alabama  
OL . . . Jon Stinchcomb, Georgia  
C . . . Ben Claxton, Ole Miss  
RB . . . Cedric Cobbs, Arkansas  
RB . . . Earnest Graham, Florida  
QB . . . Tyler Watts, Alabama  
PK . . . John Corbello, LSU

## DEFENSE

DL . . . Kenny King, Alabama  
DL . . . Charles Grant, Georgia  
DL . . . Albert Haynesworth, Tennessee  
LB . . . Saleem Rasheed, Alabama  
LB . . . Marvin Constant, Alabama  
LB . . . Treverance Faulk, LSU  
LB . . . Bradie James, LSU  
LB . . . Jeremy Lawrence, LSU  
DB . . . Rashad Faison, South Carolina  
DB . . . Rushen Jones, Vanderbilt  
DB . . . Daryl Dixon, Florida  
DB . . . Todd Johnson, Florida  
P . . . Richie Butler, Arkansas  
\* - Freshman of the Year

## 2000

### OFFENSE

WR . . . Jabar Gaffney, Florida\*  
WR . . . Derek Abney, Kentucky  
WR . . . Richard Smith, Arkansas  
TE . . . Robert Johnson, Auburn  
OL . . . Michael Munoz, Tennessee  
OL . . . Antonio Hall, Kentucky  
OL . . . Travelle Wharton, South Carolina  
C . . . Rodney Reed, LSU  
C . . . Scott Wells, Tennessee  
QB . . . Rex Grossman, Florida  
RB . . . LaBrandon Toefield, LSU  
RB . . . Chad Scott, Kentucky  
PK . . . Billy Bennett, Georgia

## DEFENSE

DL . . . DeMarco McNeil, Auburn  
DL . . . DeWayne Robertson, Kentucky  
DL . . . Clint Mitchell, Florida  
LB . . . Jason Clark, Miss. State  
LB . . . Caleb Miller, Arkansas  
LB . . . Dontarrious Thomas, Auburn  
LB . . . Travis Harris, Florida  
DB . . . Ken Hamlin, Arkansas  
DB . . . Rashad Baker, Tennessee  
DB . . . Deandre Eiland, S. Carolina  
DB . . . Roshard Gilyard, Auburn  
P . . . Donnie Jones, LSU  
\* - Freshman of the Year

## 2001

### OFFENSE

WR . . . Kelley Washington, Tennessee  
WR . . . Fred Gibson, Georgia  
TE . . . Marcus Spears, LSU  
OL . . . Ben Wilkerson, LSU  
OL . . . Shawn Andrews, Arkansas  
OL . . . Wesley Britt, Alabama  
OL . . . Justin Smiley, Alabama  
OL . . . Justin Geisinger, Vanderbilt  
QB . . . David Greene, Georgia\*  
RB . . . Carnell Williams, Auburn  
RB . . . Ronnie Brown, Auburn  
PK . . . Jonathan Nichols, Ole Miss

## DEFENSE

DL . . . Ellery Moore, Kentucky  
DL . . . David Pollack, Kentucky  
DL . . . Ronald Fields, Miss. State  
LB . . . Pat Brunner, Vanderbilt  
LB . . . Jeb Huckeba, Arkansas  
LB . . . Brian Lester, Ole Miss  
LB . . . Rob Robertson, Ole Miss  
DB . . . Carlos Rogers, Auburn  
DB . . . Ahmad Carroll, Arkansas  
DB . . . Lorenzo Parker, Vanderbilt  
DB . . . Eric Oliver, Ole Miss  
P . . . Dustin Colquitt, Tennessee  
\* - Freshman of the Year

## 2002

### OFFENSE

WR . . . Troy Williamson, South Carolina  
WR . . . Mike Espy, Ole Miss  
TE . . . Cooper Wallace, Auburn  
OL . . . Marcus McNeil, Auburn  
OL . . . Tre Stallings, Ole Miss  
OL . . . Mac Pyle, Vanderbilt  
OL . . . Andrew Whitworth, LSU  
C . . . Mike Degory, Florida  
QB . . . Jay Cutler, Vanderbilt  
RB . . . Joseph Addai, LSU  
RB . . . Kwane Doster, Vanderbilt\*

## DEFENSE

DL . . . Moe Thompson, South Carolina  
DL . . . Darius Swain, Georgia  
DL . . . Deion Holts, Kentucky  
DL . . . McKinley Roaykin, Ole Miss  
LB . . . Freddie Roach, Alabama  
LB . . . Lance Laury, South Carolina

LB . . . Moses Osemwegie, Vanderbilt  
DB . . . Cameron Vaughn, LSU  
DB . . . Charlie Pehrah, Alabama  
DB . . . Tim Jennings, Georgia  
DB . . . Travis Johnson, Ole Miss  
DB . . . Darren Williams, Miss. State

## SPECIALISTS

P . . . Greg Johnson, Vanderbilt  
PK . . . Taylor Begley, Kentucky  
RS . . . Kwane Doster, Vanderbilt  
\* - Freshman of the Year

## 2003

### OFFENSE

WR . . . Courtney Taylor, Auburn  
WR . . . Marlon White, Vanderbilt  
TE . . . Keith Zinger, LSU  
OL . . . Donovan Davis, Miss. State  
OL . . . Daniel Inman, Georgia  
OL . . . Arron Sears, Tennessee  
OL . . . Brian Stamper, Vanderbilt  
OL . . . Tom Sorenson, Vanderbilt  
QB . . . Chris Leak, Florida\*  
RB . . . Demetris Summers, S. Carolina  
RB . . . Michael Cooper, Georgia

## DEFENSE

DL . . . Ray McDonald, Florida  
DL . . . Quentin Moses, Georgia  
DL . . . Lamar Mills, Kentucky  
LB . . . Channing Crowder, Florida  
LB . . . Earl Everett, Florida  
LB . . . Juvan Garth, Alabama  
LB . . . Durrell White, Kentucky  
DB . . . Will Herring, Auburn  
DB . . . Corey Campbell, Tennessee  
DB . . . LaRon Landry, LSU  
DB . . . Quinton Culberston, Miss. State

## SPECIALISTS

P . . . Eric Wilbur, Florida  
PK . . . James Wilhoit, Tennessee  
\* - Freshman of the Year

## 2004

### OFFENSE

WR . . . Marcus Monk, Arkansas  
WR . . . Early Doucet, LSU  
TE . . . Eric Butler, Miss. State  
OL . . . Will Arnold, LSU  
OL . . . Robert Felton, Arkansas  
OL . . . Matt Gilbow, Arkansas  
OL . . . Chester Adams, Georgia  
C . . . Hamilton Holliday, Vanderbilt  
QB . . . Erik Ainge, Tennessee  
RB . . . Thomas Brown, Georgia  
RB . . . Danny Ware, Georgia

## DEFENSE

DL . . . Quentin Groves, Auburn  
DL . . . Stanley McClover, Auburn  
DL . . . Wallace Gilberry, Alabama  
DL . . . Corey Clark, Miss. State  
LB . . . Brandon Siler, Florida  
LB . . . Titus Brown, Miss. State  
LB . . . Wesley Woodyard, Kentucky  
LB . . . Jonathan Goff, Vanderbilt  
LB . . . Garry Pack, Ole Miss  
DB . . . Roshawn Fellows, Tennessee  
DB . . . Ko Simpson, South Carolina  
DB . . . Jonathan Hefney, Tennessee  
DB . . . Mario Bobo, Miss. State

## SPECIALISTS

P . . . Jeremy Davis, Arkansas  
PK . . . Andy Bailey, Georgia  
RS . . . Jonathan Lowe, Miss. State  
\* - Freshman of the Year

## 2005

### OFFENSE

WR . . . Earl Bennett, Vanderbilt  
WR . . . Sidney Rice, South Carolina  
TE . . . Nick Walker, Alabama  
OL . . . Jonathan Luigs, Arkansas  
OL . . . B.J. Stabler, Alabama  
OL . . . Ramon Foster, Tennessee  
OL . . . Antoine Caldwell, Alabama  
OL . . . Michael Oher, Ole Miss  
QB . . . Casey Dick, Arkansas  
\*RB . . . Darren McFadden, Arkansas  
RB . . . Arian Foster, Tennessee

## DEFENSE

DL . . . Bobby Greenwood, Alabama  
DL . . . Dakota Walker, South Carolina  
DL . . . Jeff Owens, Georgia  
DL . . . Tyson Jackson, LSU  
LB . . . Freddie Fairchild, Arkansas  
LB . . . Braxton Kelley, Kentucky  
LB . . . Jamar Chaney, Miss. State  
LB . . . Anthony Littlejohn, Miss. State  
DB . . . Reshard Langford, Vanderbilt  
DB . . . Jamarca Sanford, Ole Miss  
DB . . . Shomari Moore, Kentucky  
DB . . . David Jones, Kentucky  
DB . . . Derek Pegues, Miss. State

## SPECIALISTS

P . . . Bryant Hahnfeldt, Vanderbilt  
PK . . . Blake McAdams, Miss. State  
RS . . . Felix Jones, Arkansas  
\* - Freshman of the Year

## 2006

### OFFENSE

TE . . . Ben Cleveland, Arkansas  
OL . . . Andre Smith, Alabama  
OL . . . Ciron Black, LSU  
OL . . . John Jerry, Ole Miss  
OL . . . Justin Jeffries, Kentucky  
OL . . . Craig Jenkins, Miss. State  
C . . . Josh McNeil, Tennessee  
\*WR . . . Percy Harvin, Florida  
WR . . . Brandon LaFell, LSU  
WR . . . Damian Williams, Arkansas  
QB . . . Matthew Stafford, Georgia  
QB . . . Tim Tebow, Florida  
RB . . . LaMarcus Coker, Tennessee  
RB . . . Anthony Dixon, Miss. State

## DEFENSE

DL . . . Ricky Jean-Francois, LSU  
DL . . . Sen'Derrick Marks, Auburn  
DL . . . Kade Weston, Georgia  
LB . . . Prince Hall, Alabama  
LB . . . Rodney Paulk, South Carolina  
LB . . . Micah Johnson, Kentucky  
LB . . . Rico McCoy, Tennessee  
LB . . . Wendel Davis, Arkansas  
DB . . . Jamon Hughes, Miss. State  
DB . . . Trevarnd Lindley, Kentucky  
DB . . . Emanuel Cook, South Carolina  
DB . . . D.J. Moore, Vanderbilt  
DB . . . Aairon Savage, Auburn  
DB . . . Jerraud Powers, Auburn

## SPECIALISTS

P . . . P.J. Fitzgerald, Alabama  
PK . . . Lones Seiber, Kentucky  
PK . . . Joshua Shene, Ole Miss  
RS . . . Brandon James, Florida  
\* - Freshman of the Year

## 2007

### OFFENSE

TE . . . D.J. Williams, Arkansas  
OL . . . Ryan Pugh, Auburn  
OL . . . Trinton Sturdivant, Georgia  
OL . . . Lee Ziemba, Auburn  
OL . . . Clint Bolding, Georgia  
OL . . . Maurkice Pouncey, Florida  
OL . . . Chaz Ramsey, Auburn  
WR . . . Terrance Toliver, LSU  
WR . . . Denarius Moore, Tennessee  
QB . . . Wesley Carroll, Mississippi State  
RB . . . \*Knowshon Moreno, Georgia  
RB . . . Terry Grant, Alabama

## DEFENSE

DL . . . Ladi Ajiyoye, South Carolina  
DL . . . Damarion Ambrose, Arkansas  
DL . . . Antoine Carter, Auburn  
DL . . . Rolando McClain, Alabama  
LB . . . Freddy Burton, Arkansas  
LB . . . Cliff Matthews, South Carolina  
LB . . . A.J. Jones, Florida  
DB . . . Eric Berry, Tennessee  
DB . . . Joe Haden, Florida  
DB . . . Major Wright, Florida  
DB . . . Zac Etheridge, Auburn  
DB . . . Kareem Jackson, Alabama  
DB . . . Chad Jones, LSU

## SPECIALISTS

PK . . . Daniel Lincoln, Tennessee  
PK . . . Alex Tejada, Arkansas  
P . . . Ryan Shoemaker, Auburn  
RS . . . Chad Jones, LSU  
\* - Freshman of the Year

## 2008

### OFFENSE

TE . . . Brandon Barden, Vanderbilt  
OL . . . Justin Anderson, Georgia  
OL . . . Cordy Glenn, Georgia  
OL . . . John Michael Boswell, Alabama  
OL . . . Grant Cook, Arkansas  
OL . . . Kyle Fischer, Vanderbilt  
OL . . . Quentin Saulsberry, Miss. State  
C . . . Ben Jones, Georgia  
WR . . . \*A.J. Green, Georgia  
WR . . . Julio Jones, Alabama  
QB . . . Randall Cobb, Kentucky  
RB . . . Mark Ingram, Alabama  
RB . . . Jeffery Demps, Florida  
RB . . . Chris Rainey, Florida

## DEFENSE

DL . . . Jake Bequette, Arkansas  
DL . . . T.J. Greenstone, Vanderbilt  
DL . . . Zach Stadherr, Arkansas  
DL . . . DeAngelo Iyson, Georgia  
LB . . . Chris Marve, Vanderbilt  
LB . . . Dont'a Hightower, Alabama  
LB . . . Jerry Franklin, Arkansas

LB . . . Spencer Pybus, Auburn  
LB . . . Daryl Vereen, Tennessee  
DB . . . Janoris Jenkins, Florida  
DB . . . Will Hill, Florida  
DB . . . Charles Mitchell, Miss. State  
DB . . . Neiko Thorpe, Auburn

## SPECIALISTS

PK . . . Blair Walsh, Georgia  
RS . . . Dennis Johnson, Arkansas  
\* - Freshman of the Year

## 2009

### OFFENSE

TE . . . Orson Charles, Georgia  
OL . . . Barrett Jones, Alabama  
OL . . . Aaron Douglas, Tennessee  
OL . . . Xavier Nixon, Florida  
OL . . . Ryan Seymour, Vanderbilt  
OL . . . Larry Warford, Kentucky  
OL . . . T.J. Johnson, South Carolina  
WR . . . Alshon Jeffery, South Carolina  
WR . . . Chad Bumphis, Mississippi State  
QB . . . Morgan Newton, Kentucky  
RB . . . Trent Richardson, Alabama  
RB . . . \*Warren Norman, Vanderbilt

## DEFENSE

DL . . . Devin Taylor, South Carolina  
DL . . . Tenarius Wright, Arkansas  
DL . . . Fletcher Cox, Mississippi State  
DL . . . Montez Robinson, Georgia  
DL . . . Omar Hunter, Florida  
LB . . . Nico Johnson, Alabama  
LB . . . D.T. Shackelford, Ole Miss  
LB . . . Herman Lathers, Tennessee  
DB . . . Johnthan Banks, Miss. State  
DB . . . Corey Broomfield, Miss. State  
DB . . . Daren Bates, Auburn  
DB . . . Stephon Gilmore, S. Carolina

## SPECIALISTS

PK . . . Ryan Fowler, Vanderbilt  
P . . . Tyler Campbell, Ole Miss  
RS . . . \*Warren Norman, Vanderbilt  
\* - Freshman of the Year

## 2010

### OFFENSE

TE . . . Jordan Amuller, Kentucky  
OL . . . Ja'Wuan James, Tennessee  
OL . . . D.J. Fluker, Alabama  
OL . . . Wesley Johnson, Vanderbilt  
OL . . . Alvin Bailey, Arkansas  
OL . . . Gabe Jackson, Mississippi State  
C . . . Travis Swanson, Arkansas  
WR . . . Ace Sanders, South Carolina  
WR . . . Justin Hunter, Tennessee  
QB . . . Aaron Murray, Georgia  
RB . . . \*Marcus Lattimore, S. Carolina  
RB . . . Mike Dyer, Auburn  
AP . . . Trey Burton, Florida

## DEFENSE

DL . . . Jacques Smith, Tennessee  
DL . . . Barkevious Mingo, LSU  
DL . . . Sharrif Floyd, Florida  
DL . . . Byron Jones, Arkansas  
DL . . . Kwame Geathers, Georgia  
DL . . . Corey Lemonier, Auburn  
DL . . . \*Walker May, Vanderbilt  
DL . . . Sam Montgomery, LSU  
LB . . . C.J. Mosley, Alabama  
LB . . . Jelani Jenkins, Florida  
LB . . . \*Ronald Powell, Florida  
LB . . . John Propst, Tennessee  
DB . . . Tyrann Mathieu, LSU  
DB . . . Nickoe Whitley, Mississippi State  
DB . . . Kenny Ladler, Vanderbilt  
DB . . . Dee Milliner, Alabama  
DB . . . Alec Ogletree, Georgia

## SPECIAL TEAMS

PK . . . Zach Hocker, Arkansas  
P . . . Cody Mandell, Alabama  
RS . . . Andre DeBose, Florida  
\* - Freshman of the Year

## 2011

### OFFENSE

TE . . . Malcolm Johnson, Miss. State  
OL . . . A.J. Cann, South Carolina  
OL . . . Marcus Jackson, Tennessee  
OL . . . Cyrus Kouandjio, Alabama  
OL . . . Chaz Green, Florida  
C . . . Reese Dismukes, Auburn  
WR . . . Malcolm Mitchell, Georgia  
WR . . . Odell Beckham Jr., LSU  
QB . . . Maxwell Smith, Kentucky  
RB . . . Isaiah Crowell, Georgia  
RB . . . Kenny Hilliard, LSU  
AP . . . Bruce Ellington, South Carolina

## DEFENSE

DL . . . \*Jadeveon Clowney, S. Carolina  
DL . . . Trey Flowers, Arkansas  
DL . . . Anthony Johnson, LSU  
DL . . . Kaleb Eulls, Mississippi State



# HONORS & ACCOLADES

LB... A.J. Johnson, Tennessee  
 LB... Curt Maggitt, Tennessee  
 LB... Serderius Bryant, Ole Miss  
 DB... Brian Randolph, Tennessee  
 DB... Vinnie Sunseri, Alabama  
 DB... Pop Saunders, Florida  
 DB... Tevin Mitchell, Arkansas

## SPECIAL TEAMS

K... James Hairston, LSU  
 P... Brad Wing, LSU  
 RS... Marquel Wade, Arkansas  
 \* - Freshman of the Year

## 2012

### OFFENSE

TE... Jerrell Adams, South Carolina  
 OL... John Theus, Georgia  
 OL... D.J. Humphries, Florida  
 OL... Brandon Shell, South Carolina  
 OL... Vadal Alexander, LSU  
 C... Ryan Kelly, Alabama  
 WR... Amari Cooper, Alabama  
 WR... Mike Evans, Texas A&M  
 QB... Johnny Manziel, Texas A&M  
 RB... Todd Gurley, Georgia  
 RB... T.J. Yeldon, Alabama  
 AP... Trey Williams, Texas A&M

### DEFENSE

DL... Dante Fowler, Florida  
 DL... Jonathan Bullard, Florida  
 DL... Issac Gross, Ole Miss  
 DL... D.J. Pettway, Alabama  
 LB... Denzel Nkemdiche, Ole Miss  
 LB... Benardrick McKinney, Mississippi State  
 LB... A.J. Turner, Arkansas  
 LB... Otha Peters, Arkansas  
 LB... Antonio Morrison, Florida  
 DB... Jalen Collins, LSU  
 DB... T.J. Gurley, South Carolina  
 DB... Rohan Gaines, Arkansas  
 DB... LaDarrell McNeil, Tennessee

## SPECIAL TEAMS

PK... Andrew Baggett, Missouri  
 P... Landon Foster, Kentucky  
 RS... Trey Williams, Texas A&M  
 \* - Freshman of the Year

## 2013

### OFFENSE

TE... Hunter Henry, Arkansas  
 OL... Laremy Tunsil, Ole Miss  
 OL... Andrew Jelks, Vanderbilt  
 OL... Alex Kozan, Auburn  
 OL... Denver Kirkland, Arkansas  
 C... Jon Toth, Kentucky  
 \*WR... Laquon Treadwell, Ole Miss  
 WR... Marquez North, Tennessee  
 QB... Maty Mauk, Missouri  
 RB... Alex Collins, Arkansas  
 RB... Kelvin Taylor, Florida  
 AP... Pharoh Cooper, South Carolina

### DEFENSE

DL... Chris Jones, Mississippi State  
 DL... A'Shawn Robinson, Alabama  
 DL... Robert Nkemdiche, Ole Miss  
 DL... Darius Philon, Arkansas  
 LB... Leonard Claiborne, Texas A&M  
 LB... Leonard Floyd, Georgia  
 LB... Skai Moore, South Carolina  
 DB... Vernon Hargreaves, Florida  
 DB... Tony Conner, Ole Miss  
 DB... Tre'Davious White, LSU  
 DB... Cameron Sutton, Tennessee

## SPECIAL TEAMS

PK... Elliott Fry, South Carolina  
 P... Johnny Townsend, Florida  
 RS... Pharoh Cooper, South Carolina  
 \* - Freshman of the Year

## 2014

### OFFENSE

TE... Jeb Blazevich, Georgia  
 OL... Cam Robinson, Alabama  
 OL... Jashon Robertson, Tennessee  
 OL... Braden Smith, Auburn  
 OL... Ramsey Meyers, Kentucky  
 C... Frank Ragnow, Arkansas  
 WR... Speedy Noil, Texas A&M  
 WR... Malachi Dupre, LSU  
 QB... Treon Harris, Florida  
 \*RB... Nick Chubb, Georgia  
 RB... Leonard Fournette, LSU  
 AP... Leonard Fournette, LSU

## DEFENSE

DL... Myles Garrett, Texas A&M  
 DL... Derek Barnett, Tennessee  
 DL... Da'Shaun Hand, Alabama  
 DL... Marquis Haynes, Ole Miss  
 LB... Nigel Bowden, Vanderbilt  
 LB... Lorenzo Carter, Georgia  
 LB... J.T. Gray, Mississippi State  
 DB... Jalen Tabor, Florida  
 DB... Jamal Adams, LSU  
 DB... Todd Kelly, Jr., Tennessee  
 DB... Al Harris, Jr., South Carolina

## SPECIAL TEAMS

PK... Austin MacGinnis, Kentucky  
 P... JK Scott, Alabama  
 RS... Speedy Noil, Texas A&M  
 \* - Freshman of the Year

## 2015

### OFFENSE

TE... C.J. Conrad, Kentucky  
 OL... William Clapp, LSU  
 OL... Martez Ivey, Florida  
 OL... Ross Pierschbacher, Alabama  
 OL... Chance Hall, Tennessee  
 C... Zach Bailey, South Carolina  
 WR... Christian Kirk, Texas A&M  
 WR... Calvin Ridley, Alabama  
 QB... Tyler Murray, Texas A&M  
 RB... Derrius Guice, LSU  
 RB... Rawleigh Williams III, Arkansas  
 \*AP... Christian Kirk, Texas A&M

## DEFENSE

DL... Arden Key, LSU  
 DL... Terry Beckner, Missouri  
 DL... Walter Brady, Missouri  
 DL... Cece Jefferson, Florida  
 LB... Dre Greenlaw, Arkansas  
 LB... Gerri Green, Mississippi State  
 LB... Darrin Kirkland Jr., Tennessee  
 DB... Minkah Fitzpatrick, Alabama  
 DB... Carlton Davis, Auburn  
 DB... Marlon Humphrey, Alabama  
 DB... Chris Westry, Kentucky

## SPECIAL TEAMS

P... Corey Fatony, Missouri  
 RS... Christian Kirk, Texas A&M  
 \* - Freshman of the Year

## 2016

### OFFENSE

TE... Isaac Nauta, Georgia  
 OL... Jonah Williams, Alabama  
 OL... Jawaan Taylor, Florida  
 OL... Greg Little, Ole Miss  
 OL... Logan Stenberg, Kentucky  
 C... Erik McCoy, Texas A&M  
 WR... Dimetrios Mason, Missouri  
 WR... Van Jefferson, Ole Miss  
 QB... Jalen Hurts, Alabama  
 RB... Benny Snell Jr., Kentucky  
 RB... Trayveon Williams, Texas A&M  
 AP... Jonathan Johnson, Missouri

## DEFENSE

DL... Jabari Zuniga, Florida  
 DL... Marlon Davidson, Auburn  
 DL... Ed Alexander, LSU  
 DL... McTelvin Agim, Arkansas  
 DL... Jeffery Simmons, Mississippi State  
 LB... Leo Lewis, Mississippi State  
 LB... Devin White, LSU  
 LB... De'Jon Harris, Arkansas  
 DB... Javaris Davis, Auburn  
 DB... Nigel Warrior, Tennessee  
 DB... Rohnell Perkins, Missouri  
 DB... Jaylon Jones, Ole Miss  
 DB... Chris Westry, Kentucky

## SPECIAL TEAMS

PK... Rodrigo Blankenship, Georgia  
 P... Josh Growden, LSU  
 RS... Jonathan Johnson, Missouri  
 \* - Freshman of the Year

## 2017

### OFFENSE

TE... Albert Okwuegbunam, Missouri  
 OL... JTrey Smith, Tennessee  
 OL... Andrew Thomas, Georgia  
 OL... Solomon Kindley, Georgia  
 OL... Saahdiq Charles, LSU  
 C... Trystan Castillo, Missouri  
 WR... D.K. Metcalf, Ole Miss  
 WR... Jhamon Ausbon, Texas A&M  
 QB... Jake Fromm, Georgia\*

RB... D'Andre Swift, Georgia  
 RB... Malik Davis, Florida  
 AP... Larry Rountree III, Missouri

## DEFENSE

DL... Nick Coe, Auburn  
 DL... K'Lavon Chaisson, LSU  
 DL... Big Kai Bryant, Auburn  
 DL... Tre Williams, Missouri  
 LB... Dylan Moses, Alabama  
 LB... Erroll Thompson, Mississippi State  
 LB... Anthony Hines III, Texas A&M  
 DB... Greedy Williams, LSU  
 DB... CJ Henderson, Florida  
 DB... Marco Wilson, Florida  
 DB... Jamyest Williams, South Carolina

## SPECIAL TEAMS

PK... Jace Christmann, Mississippi State  
 P... Zach Von Rosenberg, LSU  
 RS... Henry Ruggs III, Alabama  
 RS... Lynn Bowden, Kentucky  
 RS... Larry Rountree III, Missouri  
 RS... De'Vion Warren, Arkansas  
 \* - Freshman of the Year

## 2018

### OFFENSE

TE... Daniel Parker, Missouri  
 OL... Isaiah Wilson, Georgia  
 OL... Cade Mays, Georgia  
 OL... Dylan Wonnun, South Carolina  
 OL... Ben Brown, Ole Miss  
 \*WR... Jaylen Waddle, Alabama  
 WR... Seth Williams, Auburn  
 RB... Justin Fields, Georgia  
 RB... Ja'Tarvious Whitlow, Auburn  
 RB... Tyler Badie, Missouri  
 RB... JaShaun Corbin, Texas A&M  
 AP... JaShaun Corbin, Texas A&M

## DEFENSE

DL... Jordan Davis, Georgia  
 DL... Phidarian Mathis, Alabama  
 DL... Bobby Brown, Texas A&M  
 DL... Tyree Johnson, Texas A&M  
 LB... Dimitri Moore, Vanderbilt  
 LB... Jacquez Jones, Ole Miss  
 LB... Eyabi Anoma, Alabama  
 LB... DeAndre Square, Kentucky  
 DB... Patrick Surtain II, Alabama  
 DB... Bryce Thompson, Tennessee  
 DB... Jaycee Horn, South Carolina  
 DB... Trey Dean III, Florida

## SPECIAL TEAMS

PK... Seth Small, Texas A&M  
 P... Jake Camarda, Georgia  
 RS... JaShaun Corbin, Texas A&M  
 \* - Freshman of the Year

## 2019

### OFFENSE

TE... Jalen Wydermeyer, Texas A&M  
 OL... Wanya Morris, Tennessee  
 OL... Darnell Wright, Tennessee  
 OL... Kenyon Green, Texas A&M  
 OL... Evan Neal, Alabama  
 WR... George Pickens, Georgia  
 WR... Trevlton Burks, Arkansas  
 \*QB... Bo Nix, Auburn  
 RB... Isaiah Spiller, Texas A&M  
 RB... Jerrion Ealy, Ole Miss  
 AP... Jerrion Ealy, Ole Miss

## DEFENSE

DL... Christian Barmore, Alabama  
 DL... Zacch Pickens, South Carolina  
 DL... Nathan Pickering, Mississippi State  
 DL... Travon Walker, Georgia  
 LB... Shane Lee, Alabama  
 LB... Christian Harris, Alabama  
 LB... Henry To'o To'o, Tennessee  
 DB... Derek Stingley, LSU  
 DB... Demani Richardson, Texas A&M  
 DB... Kaiir Elam, Florida  
 DB... Jammie Robinson, South Carolina

## SPECIAL TEAMS

PK... Cade York, LSU  
 P... Ty Perine, Alabama  
 RS... Jerrion Ealy, Ole Miss  
 \* - Freshman of the Year

## 2020

### OFFENSE

TE... Arik Gilbert, LSU  
 OL... Hudson Henry, Arkansas  
 OL... Warren McClendon, Georgia

OL... Javion Cohen, Alabama  
 OL... Brady Latham, Arkansas  
 OL... Charles Cross, Mississippi State  
 WR... Kayshon Boutte, LSU  
 WR... Jaden Walley, Mississippi State  
 QB... Connor Bazalak, Missouri  
 RB... Tank Bigsby, Auburn  
 RB... Kendall Milton, Georgia  
 AP... Tank Bigsby, Auburn

## DEFENSE

DL... Colby Wooden, Auburn  
 DL... Jalen Carter, Georgia  
 DL... BJ Ojulari, LSU  
 DL... McKinnley Jackson, Texas A&M  
 LB... Will Anderson Jr., Alabama  
 LB... J.J. Weaver, Kentucky  
 LB... Mohamed Kaba, South Carolina  
 DB... Malachi Moore, Alabama  
 DB... Eli Ricks, LSU  
 DB... Jalen Catalon, Arkansas  
 DB... Emmanuel Forbes, Mississippi State

## SPECIAL TEAMS

PK... Harrison Mevis, Missouri  
 P... Kai Kroeger, South Carolina  
 RS... Kayshon Boutte, LSU

## 2021

### OFFENSE

\*TE... Brock Bowers, Georgia  
 OL... Broderick Jones, Georgia  
 OL... Reuben Fatheree II, Texas A&M  
 OL... Eli Acker, Ole Miss  
 OL... Tyshawn Wamnamaker, South Carolina  
 C... Bryce Foster, Texas A&M  
 WR... Ladd McConkey, Georgia  
 WR... Malik Nabers, LSU  
 QB... Anthony Richardson, Florida  
 RB... Jarquez Hunter, Auburn  
 RB... Raheim Sanders, Arkansas  
 AP... Juju McDowell, South Carolina

## DEFENSE

DL... Maason Smith, LSU  
 DL... Shemar Turner, Texas A&M  
 DL... Mekhi Wingo, Missouri  
 DL... Alex Huntley, South Carolina  
 LB... Dallas Turner, Alabama  
 LB... Trevin Wallace, Kentucky  
 LB... Edgerrin Cooper, Texas A&M  
 DB... Kelee Ringo, Georgia  
 DB... Tyreek Chappell, Texas A&M  
 DB... Kool-Aid McKinstry, Alabama  
 DB... Tysheem Johnson, Ole Miss

## SPECIAL TEAMS

PK... Cam Little, Arkansas  
 P... Jeremy Crawshaw, Florida  
 RS... Juju McDowell, South Carolina  
 JoJo Earle, Alabama

## 2022

### OFFENSE

TE... Mason Taylor, LSU  
 OL... Will Campbell, LSU  
 OL... Emery Jones, LSU  
 OL... Tyler Booker, Alabama  
 OL... Jager Burton, Kentucky  
 C... Matthew Wykoff, Texas A&M  
 WR... Evan Stewart, Texas A&M  
 WR... Barion Brown, Kentucky  
 QB... Robby Ashford, Auburn  
 \*RB... Quinshon Judkins, Ole Miss  
 RB... Trevor Etienne, Florida  
 AP... Barion Brown, Kentucky

## DEFENSE

DL... Mykel Williams, Georgia  
 DL... Jaheim Oatis, Alabama  
 DL... Deone Walker, Kentucky  
 DL... Shemar Stewart, Texas A&M  
 LB... Harold Perkins, LSU  
 LB... Jalon Walker, Georgia  
 LB... Shemar James, Florida\*  
 LB... Chris Paul Jr., Arkansas\*  
 DB... Malaki Starks, Georgia  
 DB... Terrior Arnold, Alabama  
 DB... Quincey McAdoo, Arkansas  
 DB... Nick Emmanwori, South Carolina

## SPECIAL TEAMS

PK... Damian Ramos, LSU  
 P... Brett Thorson, Georgia  
 RS... Barion Brown, Kentucky  
 KOS... Nathan Dibert, LSU  
 LS... Eli Stein, Arkansas

\* - Freshman of the Year

# HONORS & ACCOLADES

## ALL-TIME SEC PLAYERS OF THE WEEK

### 1985

Sept. 6	Offensive Defensive	Bo Jackson, Auburn Cornelius Bennett, Alabama
Sept. 13	Offensive Defensive	Tony Robinson, Tennessee Chris White, Tennessee/Cedric Corse, Mississippi State
Sept. 20	Offensive Defensive	Mike Shula, Alabama John Little, Georgia
Sept. 27	Offensive Defensive	Kerwin Bell, Florida Darrin Miller, Tennessee
Oct. 4	Offensive Defensive	Bo Jackson, Auburn Alonzo Johnson, Florida
Oct. 11	Offensive Defensive	Jeff Wickersham, LSU Mike Velotta, Kentucky
Oct. 18	Offensive Defensive	Bo Jackson, Auburn Michael Brooks, LSU
Oct. 25	Offensive Defensive	Kent Austin, Ole Miss/Mike Shula, Alabama Greg Waters, Georgia
Nov. 2	Offensive Defensive	Gene Gels, Alabama Alonzo Johnson, Florida
Nov. 9	Offensive Defensive	Keith Henderson, Georgia/Everett Crawford, Vanderbilt Greg Waters, Georgia
Nov. 16	Offensive Defensive	Bo Jackson, Auburn Michael Brooks, LSU
Nov. 23	Offensive Defensive	Jeff Wickersham, LSU Ron Sancho, LSU/Henry Thomas, LSU
Nov. 30	Offensive Defensive	Daryl Dickey, Tennessee Kelly Ziegler, Tennessee

### 1986

Aug. 30	Offensive Defensive	Kerwin Bell, Florida Ricky Thomas, Alabama
Sept. 6	Offensive Defensive	Don Smith, Mississippi State Jeff Noblin, Ole Miss
Sept. 13	Offensive Defensive	Don Smith, Mississippi State Michael Brooks, LSU
Sept. 20	Offensive Defensive	Bobby Humphrey, Alabama Cornelius Bennett, Alabama
Sept. 27	Offensive Defensive	Brent Fullwood, Auburn Aundray Bruce, Auburn/Mike Fitzsimmons, Ole Miss
Oct. 4	Offensive Defensive	Al Bell, Alabama Greg Jackson, LSU
Oct. 11	Offensive Defensive	Brent Fullwood, Auburn Toby Caston, LSU
Oct. 18	Offensive Defensive	Bobby Humphrey, Alabama Kurt Crain, Auburn
Oct. 25	Offensive Defensive	Wendell Davis, LSU/Brent Fullwood, Auburn Don Price, Ole Miss
Nov. 1	Offensive Defensive	Kerwin Bell, Florida/Bobby Humphrey, Alabama Keith Williams, Florida/Howard Moss, Ole Miss
Nov. 8	Offensive Defensive	Ivy Joe Hunter, Kentucky Clifford Charlton, Florida/Gregg Jackson, LSU
Nov. 15	Offensive Defensive	Tom Hodson, LSU/Bill Ransdell, Kentucky Steve Boswell, Georgia
Nov. 22	Offensive Defensive	Tom Hodson, LSU/Wendell Davis, LSU Jeff Herrod, Ole Miss
Nov. 29	Offensive Defensive	Brent Fullwood, Auburn/Lars Tate, Georgia Kurt Crain, Auburn

### 1987

Aug. 30	Offensive Defensive	Reggie Cobb, Tennessee Kelly Ziegler, Tennessee
Sept. 5	Offensive	Lars Tate, Georgia

Sept. 12	Defensive	Nate Hill, Auburn
Sept. 12	Offensive Defensive	Bobby Humphrey, Alabama Derrick Thomas, Alabama
Sept. 19	Offensive Defensive	Emmitt Smith, Florida Louis Oliver, Florida/Jeff Herrod, Ole Miss
Sept. 26	Offensive Defensive	Bobby Humphrey, Alabama/Eric Jones, Vanderbilt Richard Tardits, Georgia/Keith DeLong, Tennessee
Oct. 3	Offensive Defensive	Rodney Hampton, Georgia Kurt Crain, Auburn/Chris Gaines, Vanderbilt
Oct. 10	Offensive Defensive	Mark Higgs, Kentucky/Jeff Burger, Auburn Ron Sancho, LSU
Oct. 17	Offensive Defensive	Jeff Dunn, Alabama/Tom Hodson, LSU Aundray Bruce, Auburn
Oct. 24	Offensive Defensive	John Darnell, Ole Miss Terrie Webster, Georgia
Oct. 31	Offensive Defensive	Wendell Davis, LSU/Eric Jones, Vanderbilt Kurt Crain, Auburn
Nov. 7	Offensive Defensive	Bobby Humphrey, Alabama/Eric Jones, Vanderbilt Ben Smith, Georgia
Nov. 14	Offensive Defensive	Jeff Burger, Auburn Keith DeLong, Tennessee
Nov. 21	Offensive Defensive	Harvey Williams, LSU Cedric Corse, Mississippi State
Nov. 27-28	Offensive Defensive	Stacy Danley, Auburn Kurt Crain, Auburn

### 1988

Sept. 3	Offensive Defensive	Rodney Hampton, Georgia Ron Sancho, LSU
Sept. 10	Offensive Defensive	Boo Mitchell, LSU James Williams, Mississippi State
Sept. 17	Offensive Defensive	Tim Worley, Georgia LSU Team
Sept. 24	Offensive Defensive	Emmitt Smith, Florida Tracy Rocker, Auburn
Oct. 1	Offensive Defensive	Tim Worley, Georgia Richard Fain, Florida/Derrick Thomas, Alabama
Oct. 8	Offensive Defensive	Boo Mitchell, Vanderbilt Tony Bennett, Ole Miss
Oct. 15	Offensive Defensive	Tony Shell, Mississippi State Keith DeLong, Tennessee
Oct. 22	Offensive Defensive	Alfred Walls, Kentucky/Mark Young, Ole Miss Derrick Thomas, Alabama
Oct. 29	Offensive Defensive	Eddie Fuller, LSU/David Smith, Alabama Quentin Riggins, Auburn
Nov. 5	Offensive Defensive	Tim Worley, Georgia Demetrius Douglas, Georgia/Randy Holleran, Kentucky
Nov. 12	Offensive Defensive	Reggie Slack, Auburn Brian Smith, Auburn
Nov. 19	Offensive Defensive	Jeff Francis, Tennessee Keith DeLong, Tennessee
Nov. 25-26	Offensive Defensive	Mark Young, Ole Miss Ron Stallworth, Auburn
Dec. 1	Offensive Defensive	David Smith, Alabama Derrick Thomas, Alabama

### 1989

Sept. 2	Offensive Defensive	Kenny Roberts, Mississippi State Tony Bennett, Ole Miss
Sept. 9	Offensive Defensive	Alexander Wright, Auburn Chauncey Godwin, Ole Miss
Sept. 16	Offensive Defensive	Siran Stacy, Alabama/John Darnell, Ole Miss Lamar Rogers, Auburn



# HONORS & ACCOLADES

Sept. 23	Offensive Defensive	Emmitt Smith, Florida Efrum Thomas, Florida
Sept. 30	Offensive Defensive	Reggie Cobb, Tennessee Marion, Hobby, Tennessee
Oct. 7	Offensive Defensive	Gary Hollingsworth, Alabama Huey Richardson, Florida
Oct. 14	Offensive Defensive	John Darnell, Ole Miss/Emmitt Smith, Florida Oliver Lawrence, LSU
Oct. 21	Offensive Defensive	Emmitt Smith, Florida/Siran Stacy, Alabama Keith McCants, Alabama
Oct. 28	Offensive Defensive	Rodney Hampton, Georgia/Tom Hodson, LSU Ben Smith, Georgia
Nov. 4	Offensive Defensive	Tom Hodson, LSU Quentin Riggins, Auburn
Nov. 11	Offensive Defensive	Alabama Offensive Line Oliver Barnett, Kentucky
Nov. 18	Offensive Defensive	Chuck Webb, Tennessee John Wiley, Auburn
Nov. 25	Offensive Defensive	Tommy Hodson, LSU/Chuck Webb, Tennessee James Williams, Mississippi State
Dec. 2	Offensive Defensive	Alexander Wright, Auburn Keith McCants, Alabama

## 1990

Sept. 1	Offensive Defensive	Tavio Henson, Tennessee Joey Couch, Kentucky
Sept. 8	Offensive Defensive	Tony Thompson, Tennessee Mike Hewitt, LSU
Sept. 15	Offensive Defensive	James Joseph, Auburn Will White, Florida
Sept. 22	Offensive Defensive	Marcus Wilson, Vanderbilt Chris Mitchell, Ole Miss
Sept. 29	Offensive Defensive	Randy Baldwin, Ole Miss/Todd Kinchen, LSU/Stam White, Auburn Derriel McCorvey, LSU
Oct. 6	Offensive Defensive	Philip Doyle, Alabama Walter Tate, Auburn
Oct. 13	Offensive Defensive	Randy Baldwin, Ole Miss Dale Carter, Tennessee
Oct. 20	Offensive Defensive	Harvey Williams, LSU George Teague, Alabama/George Thornton, Alabama
Oct. 27	Offensive Defensive	Al Baker, Kentucky Reggie Stewart, Mississippi State
Nov. 3	Offensive Defensive	Randy Baldwin, Ole Miss Ephesians Bartley, Florida/Huey Richardson, Florida
Nov. 10	Offensive Defensive	Shane Matthews, Florida Tim Paul, Florida
Nov. 17	Offensive Defensive	Shane Matthews, Florida Reggie Stewart, Mississippi State
Nov. 24	Offensive Defensive	Andy Kelly, Tennessee/Carl Pickens, Tennessee Earnest Fields, Tennessee
Dec. 1	Offensive Defensive	Tony Thompson, Tennessee Efrum Thomas, Alabama

## 1991

Aug. 31	Offensive Defensive	Brian Lee, Ole Miss Chad Brown, Ole Miss
Sept. 7	Offensive Defensive	Shane Matthews, Florida Daniel Boyd, Mississippi State
Sept. 14	Offensive Defensive	Errict Rhett, Florida Darrell Crawford, Auburn
Sept. 21	Offensive Defensive	Andy Kelly, Tennessee Robert Stewart, Alabama/Ricardo Washington, LSU
Sept. 28	Offensive Defensive	Andy Kelly, Tennessee/Carl Pickens, Tennessee Brad Culpepper, Florida

Oct. 5	Offensive Defensive	Eric Zeier, Georgia/Russ Shows, Ole Miss Dwayne Simmons, Georgia
Oct. 12	Offensive Defensive	Sleep Robinson, Mississippi State Larry Kennedy, Florida
Oct. 19	Offensive Defensive	Corey Harris, Vanderbilt Antonio London, Alabama
Oct. 26	Offensive Defensive	Eric Zeier, Georgia Daniel Boyd, Mississippi State
Nov. 2	Offensive Defensive	Willie Jackson, Florida Tim Paulk, Florida
Nov. 9	Offensive Defensive	Shane Matthews, Florida Darryl Hardy, Tennessee
Nov. 16	Offensive Defensive	Todd Kinchen, LSU Don Robinson, Kentucky
Nov. 23	Offensive Defensive	Sleepy Robinson, Mississippi State Shon Walker, Tennessee
Nov. 30	Offensive Defensive	Garrison Hearst, Georgia Darren Mickell, Florida/Harvey Thomas, Florida

## 1992

Sept. 5	Offensive Defensive	Michael Proctor, Alabama Cassius Ware, Ole Miss
Sept. 12	Offensive Defensive	Errict Rhett, Florida Orlando Watters, Arkansas
Sept. 19	Offensive Defensive	Garrison Hearst, Georgia Dean Wells, Kentucky
Sept. 26	Offensive Defensive	Eric Zeier, Georgia Tim Cromartie, Auburn
Oct. 3	Offensive Defensive	Cory Philpot, Ole Miss Daniel Boyd, Mississippi State
Oct. 10	Offensive Defensive	Todd Wright, Arkansas Kelvin Knight, Arkansas
Oct. 17	Offensive Defensive	Garrison Hearst, Georgia John Copeland, Alabama
Oct. 24	Offensive Defensive	Jay Barker, Alabama Greg Tremble, Georgia
Oct. 31	Offensive Defensive	Shane Matthews, Florida Hank Campbell, South Carolina
Nov. 7	Offensive Defensive	Chris Anderson, Alabama Carlton Miles, Florida
Nov. 14	Offensive Defensive	Garrison Hearst, Georgia George Teague, Alabama
Nov. 21	Offensive Defensive	Shane Matthews, Florida Jason Parker, Tennessee
Nov. 28	Offensive Defensive	Garrison Hearst, Georgia Chad Brown, Ole Miss

## 1993

Sept. 4	Offensive Defensive	James Bostic, Auburn David Turnipseed, South Carolina
Sept. 11	Offensive Defensive	David Palmer, Alabama Marty Moore, Kentucky
Sept. 18	Offensive Defensive	Stan White, Auburn Dewayne Dotson, Ole Miss
Sept. 25	Offensive Defensive	Heath Shuler, Tennessee Cassius Ware, Ole Miss
Oct. 2	Offensive Defensive	Danny Wuerrfel, Florida Darwin Ireland, Arkansas
Oct. 9	Offensive Defensive	Eric Zeier, Georgia Chris Shelling, Auburn
Oct. 16	Offensive Defensive	Stan White, Auburn Juan Long, Mississippi State
Oct. 23	Offensive Defensive	David Palmer, Alabama Stacy Evans, South Carolina

# HONORS & ACCOLADES

Oct. 30	Offensive Defensive	Errict Rhett, Florida Brian Robinson, Auburn
Nov. 6	Offensive Defensive	Terry Dean, Florida Ivory Hilliard, LSU
Nov. 13	Offensive Defensive	James Bostic, Auburn Lemanski Hall, Alabama
Nov. 20	Offensive Defensive	Charlie Garner, Tennessee Jason Miska, Auburn
Nov. 27	Offensive Defensive	Eric Zeier, Georgia Orlando Watters, Arkansas

## 1994

Sept. 5	Offensive Defensive	Eric Zeier, Georgia Mike Pelton, Auburn
Sept. 12	Offensive Defensive	James Stewart, Tennessee Stacy Evans, South Carolina
Sept. 19	Offensive Defensive	Sherman Williams, Alabama Chris Shelling, Auburn
Sept. 26	Offensive Defensive	Steve Tanneyhill, South Carolina Dwayne Curry, Mississippi State
Oct. 1	Offensive Defensive	Jay Barker, Alabama Kevin Carter, Florida
Oct. 8	Offensive Defensive	Patrick Nix, Auburn Ben Talley, Tennessee
Oct. 15	Offensive Defensive	Patrick Nix, Auburn Eric Vance, Vanderbilt
Oct. 22	Offensive Defensive	Hason Graham, Georgia John Walters, Alabama
Oct. 29	Offensive Defensive	Stephen Davis, Auburn Michael Lowery, Ole Miss
Nov. 5	Offensive Defensive	Eric Moulds, Mississippi State Vann Bodden, Alabama
Nov. 12	Offensive Defensive	Jay Barker, Alabama Anthone Lott, Florida
Nov. 19	Offensive Defensive	Sherman Williams, Alabama Dameian Jeffries, Alabama
Nov. 28	Offensive Defensive	James Stewart, Tennessee Johnnie Harris, Mississippi State

## 1995

Sept. 2	Offensive Defensive	Robert Edwards, Georgia Marcellus Mostella, Auburn
Sept. 9	Offensive Defensive	Madre Hill, Arkansas Anthone Lott, Florida
Sept. 16	Offensive Defensive	Danny Wuerffel, Florida Mark Smith, Arkansas
Sept. 23	Offensive Defensive	Moe Williams, Kentucky Nate Wayne, Ole Miss
Sept. 30	Offensive Defensive	Madre Hill, Arkansas Kevin Jackson, Alabama
Oct. 7	Offensive Defensive	Peyton Manning, Tennessee Marcellus Mostella, Auburn
Oct. 14	Offensive Defensive	Danny Wuerffel, Florida Shane Burton, Tennessee
Oct. 21	Offensive Defensive	Steve Tanneyhill, South Carolina John Walters, Alabama
Oct. 28	Offensive Defensive	Madre Hill, Arkansas Lawrence Wright, Florida
Nov. 4	Offensive Defensive	Dennis Riddle, Alabama Steven Conley, Arkansas
Nov. 11	Offensive Defensive	Kevin Faulk, LSU Mark Campbell, Florida
Nov. 18	Offensive Defensive	Chris Doering, Florida Gabe Northern, LSU
Nov. 25	Offensive Defensive	Danny Wuerffel, Florida Walker Jones, Ole Miss

## 1996

Aug. 31	Offensive Defensive	Paul Head, Ole Miss Fred Weary, Florida
Sept. 7	Offensive Defensive	Kevin Faulk, LSU Jamie Duncan, Vanderbilt
Sept. 14	Offensive Defensive	Duce Staley, South Carolina Kevin Jackson, Alabama
Sept. 21	Offensive Defensive	Danny Wuerffel, Florida Brandon Tolbert, Georgia
Sept. 28	Offensive Defensive	Jacquez Green, Florida Izell McGill, Mississippi State
Oct. 5	Offensive Defensive	Danny Wuerffel, Florida Leonard Little, Tennessee
Oct. 12	Offensive Defensive	Peyton Manning, Tennessee Jimmy Brumbaugh, Auburn
Oct. 19	Offensive Defensive	Danny Wuerffel, Florida Benji Young, South Carolina
Oct. 26	Offensive Defensive	Jay Graham, Tennessee Mike Schellenberger, Kentucky
Nov. 2	Offensive Defensive	Peyton Manning, Tennessee Takeo Spikes, Auburn
Nov. 9	Offensive Defensive	Shaun Alexander, Alabama Jamie Duncan, Vanderbilt
Nov. 16	Offensive Defensive	Hines Ward, Georgia Paul Lacoste, Mississippi State
Nov. 23	Offensive Defensive	Dennis Riddle, Alabama Nate Wayne, Ole Miss
Nov. 30	Offensive Defensive	Kevin Faulk, LSU Gregory Favors, Mississippi State

## 1997

Aug. 30	Offensive Defensive	Tim Couch, Kentucky Greg Favors, Mississippi State
Sept. 6	Offensive Defensive	Doug Johnson, Florida Leonard Little, Tennessee
Sept. 13	Offensive	Mike Bobo, Georgia



# HONORS & ACCOLADES

	Defensive	Steve Harris, Alabama
Sept. 20	Offensive Defensive	Dameyune Craig, Auburn Tony George, Florida
Sept. 27	Offensive Defensive	Stewart Patridge, Ole Miss Fred Weary, Florida
Oct. 4	Offensive Defensive	Tim Couch, Kentucky Greg Bright, Georgia
Oct. 11	Offensive Defensive	Jamal Lewis, Tennessee Cedric Donaldson, LSU
Oct. 18	Offensive Defensive	Stewart Patridge, Ole Miss Mike Peterson, Florida
Oct. 25	Offensive Defensive	Curtis Alexander, Alabama Ronald Bailey, Georgia
Nov. 1	Offensive Defensive	Hines Ward, Georgia Anthony Derricks, Mississippi State
Nov. 8	Offensive Defensive	Peyton Manning, Tennessee Chuck Wiley, LSU
Nov. 15	Offensive Defensive	Fred Taylor, Florida Takeo Spikes, Auburn
Nov. 22	Offensive Defensive	Peyton Manning, Tennessee Ed Chester, Florida
Nov. 29	Offensive Defensive	Mike Bobo, Georgia Timothy Strickland, Ole Miss

## 1998

Sept. 5	Offensive Defensive	Shaun Alexander, Alabama Edward Smith, Mississippi State
Sept. 12	Offensive Defensive	Shaun Alexander, Alabama Adrian Hollingshed, Georgia
Sept. 19	Offensive Defensive	Herb Tyler, LSU Al Wilson, Tennessee
Sept. 26	Offensive Defensive	Craig Yeast, Kentucky Jeromy Flowers, Arkansas
Oct. 3	Offensive Defensive	Quincy Carter, Georgia Shaun Ellis, Tennessee
Oct. 10	Offensive Defensive	Travis McGriff, Florida Deon Grant, Tennessee
Oct. 17	Offensive Defensive	Tim Couch, Kentucky Teako Brown, Florida
Oct. 24	Offensive Defensive	Kevin Faulk, LSU Ainsley Battles, Vanderbilt
Oct. 31	Offensive Defensive	Tee Martin, Tennessee Tony George, Florida
Nov. 7	Offensive Defensive	Andrew Zow, Alabama Kenoy Kennedy, Arkansas
Nov. 14	Offensive Defensive	James Johnson, Mississippi State Champ Bailey, Georgia
Nov. 21	Offensive Defensive	Olandis Gary, Georgia Edward Smith, Mississippi State
Nov. 28	Offensive Defensive	Peerless Price, Tennessee David Barrett, Arkansas

## 1999

Sept. 4	Offensive Defensive	Shaun Alexander, Alabama Shaun Ellis, Florida
Sept. 11	Offensive Defensive	Shaun Alexander, Alabama Richard Seymour, Georgia
Sept. 18	Offensive Defensive	Greg Zolman, Vanderbilt Alex Brown, Florida
Sept. 25	Offensive Defensive	Cory Peterson, Ole Miss Ashley Cooper, Mississippi State
Oct. 2	Offensive Defensive	Shaun Alexander, Alabama Deon Grant, Tennessee
Oct. 9	Offensive Defensive	Tee Martin, Tennessee John Hilliard, Mississippi State

Oct. 16	Offensive Defensive	Shaun Alexander, Alabama Anthony Wajda, Kentucky
Oct. 23	Offensive Defensive	Tee Martin, Tennessee Charles Grant, Georgia
Oct. 30	Offensive Defensive	Clint Stoerner, Arkansas Alex Brown, Florida
Nov. 6	Offensive Defensive	Deuce McAllister, Ole Miss Ashley Cooper, Mississippi State
Nov. 13	Offensive Defensive	Clint Stoerner, Arkansas/Ben Leard, Auburn Patrick Wiggins, Kentucky
Nov. 20	Offensive Defensive	Quincy Carter, Georgia Kindal Moorehead, Alabama
Nov. 27	Offensive Defensive	Rohan Davey, LSU Barrin Simpson, Mississippi State

## 2000

Sept. 2	Offensive Defensive	Rudi Johnson, Auburn Andre Offing, South Carolina
Sept. 9	Offensive Defensive	Derek Watson, South Carolina Courtney Rose, Auburn
Sept. 16	Offensive Defensive	Jesse Palmer, Florida Josh Morgan, Mississippi State
Sept. 23	Offensive Defensive	Jermale Kelly, South Carolina Quinton Caver, Arkansas
Sept. 30	Offensive Defensive	Rohan Davey, LSU Willie Blade, Mississippi State
Oct. 7	Offensive Defensive	Dicenzo Miller, Mississippi State Richard Seymour, Georgia
Oct. 14	Offensive Defensive	Rex Grossman, Florida Tim Wansley, Georgia
Oct. 21	Offensive Defensive	LaBrandon Toefield, LSU John Henderson, Tennessee
Oct. 28	Offensive Defensive	Travis Henry, Tennessee Rodney Crayton, Auburn
Nov. 2	Offensive Defensive	Josh Booty, LSU Eugene Clinton, Mississippi State
Nov. 9	Offensive Defensive	Jabar Gaffney, Florida Matt Stewart, Vanderbilt
Nov. 16	Offensive Defensive	Musa Smith, Georgia Quinton Caver, Arkansas
Nov. 23	Offensive Defensive	Deuce McAllister, Ole Miss Quinton Caver, Arkansas

## 2001

Sept. 1	Offensive Defensive	Rex Grossman, Florida Ken Hamlin, Arkansas
Sept. 8	Offensive Defensive	Travis Stephens, Tennessee Kalimba Edwards, South Carolina
Sept. 22	Offensive Defensive	Robert Gillespie, Florida Andrew Goodman, South Carolina
Sept. 29	Offensive Defensive	Kelley Washington, Tennessee Dontarrious Thomas, Auburn
Oct. 6	Offensive Defensive	David Greene, Georgia Alex Brown, Florida
Oct. 13	Offensive Defensive	Eli Manning, Ole Miss Rashaud Walker, Auburn
Oct. 20	Offensive Defensive	Casey Clausen, Tennessee Trev Faulk, LSU
Oct. 27	Offensive Defensive	Rex Grossman, Florida L.P. Spence, Ole Miss
Nov. 3	Offensive Defensive	Josh Reed, LSU Jermaine Petty, Arkansas
Nov. 10	Offensive Defensive	Carnell Williams, Auburn Andra Davis, Florida



# HONORS & ACCOLADES

Nov. 17	Offensive Defensive	Andrew Zow, Alabama Jermaine Phillips, Georgia
Nov. 24	Offensive Defensive	LaBrandon Toefield, LSU Korey Banks, Mississippi State
Dec. 1	Offensive Defensive	Travis Stephens, Tennessee Jarvis Green, LSU

## 2002

Sept. 3	Offensive Defensive Special Teams	Taylor Jacobs, Florida Boss Bailey, Georgia Taylor Begleu, Kentucky
Sept. 9	Offensive Defensive Special Teams	Jared Lorenzen, Kentucky Tony Bua, Arkansas Jason Armstead, Ole Miss
Sept. 16	Offensive Defensive Special Teams	Carnell Williams, Auburn David Pollack, Georgia John Corbello, LSU
Sept. 23	Offensive Defensive Special Teams	Rex Grossman, Florida Reggie Torbor, Auburn Jonathan Nichols, Ole Miss
Sept. 30	Offensive Defensive Special Teams	Carnell Williams, Auburn Keiwan Ratliff, Florida Derek Abney, Kentucky
Oct. 7	Offensive Defensive Special Teams	Jabari Davis, Tennessee Matt Grier, Ole Miss Billy Bennett, Georgia
Oct. 14	Offensive Defensive Special Teams	Fred Talley, Arkansas Corey Webster, LSU Billy Bennett, Georgia
Oct. 21	Offensive Defensive Special Teams	Santonio Beard, Alabama Demetrius Hookfin, LSU Derek Abney, Kentucky
Oct. 28	Offensive Defensive Special Teams	Terrence Edwards, Georgia Karlos Dansby, Auburn Tom Crowder, Arkansas
Nov. 4	Offensive Defensive Special Teams	Ronnie Brown, Auburn Guss Scott, Florida Derek Abney, Kentucky
Nov. 11	Offensive Defensive Special Teams	Devery Henderson, LSU Charles Jones, Alabama David Carlton, Arkansas
Nov. 18	Offensive Defensive Special Teams	Michael Johnson, Georgia Waine Bacon, Alabama Sean Jones, Georgia
Nov. 25	Offensive Defensive Special Teams	Marcus Randall, LSU Travaris Robinson, Auburn Alex Walls, Tennessee
Dec. 2	Offensive Defensive Special Teams	Musa Smith, Georgia Ken Hamlin, Arkansas Jason Armstead, Ole Miss

## 2003

Aug. 30/31	Offensive Defensive Special Teams	Shaud Williams, Alabama Thomas Davis, Georgia Jonathan Nichols, Ole Miss
Sept. 6	Offensive Defensive Special Teams	Cedric Cobbs, Arkansas Moe Thompson, South Carolina Dustin Colquitt, Tennessee
Sept. 13	Offensive Defensive Special Teams	Shaud Williams, Alabama Caleb Miller, Arkansas Gordon Ely-Kelso, Georgia
Sept. 20	Offensive Defensive Special Teams	Jabari Davis, Tennessee Corey Webster, LSU Anthony Thornton, Kentucky
Sept. 27	Offensive Defensive Special Teams	Cedric Cobbs, Arkansas Johnny Lamar, Florida Dustin Colquitt, Tennessee
Oct. 4	Offensive Defensive Special Teams	Carnell Williams, Auburn Von Hutchins, Ole Miss Brent Smith, Mississippi State
Oct. 11	Offensive Defensive Special Teams	Carnell Williams, Auburn David Pollack, Georgia Matt Leach, Florida

Oct. 18	Offensive Defensive Special Teams	Carnell Williams, Auburn Keiwan Ratliff, Florida Sean Jones, Georgia
Oct. 25	Offensive Defensive Special Teams	Casey Clausen, Tennessee Chad Lavalais, LSU Derek Abney, Kentucky
Nov. 1	Offensive Defensive Special Teams	Eli Manning, Ole Miss Arrior Dixon, Arkansas Matt Leach, Florida
Nov. 8	Offensive Defensive Special Teams	Eli Manning, Ole Miss Tony Bua, Arkansas Derrick Tinsley, Tennessee
Nov. 15	Offensive Defensive Special Teams	Jay Cutler, Vanderbilt Odell Thurman, Georgia Nick Turner, Mississippi State
Nov. 22	Offensive Defensive Special Teams	Carnell Williams, Auburn Chad Lavalais, LSU Mark Jones, Tennessee
Nov. 27/29	Offensive Defensive Special Teams	Matt Mauck, LSU Gibril Wilson, Tennessee Billy Bennett, Georgia

## 2004

Sept. 4-5	Offensive Defensive Special Teams Offensive Lineman Defensive Lineman	Jerious Norwood, Mississippi State Jamacia Jackson, South Carolina Tyson Browning, Georgia Jason Respert Tennessee Arrior Dixon, Arkansas
Sept. 11	Offensive Defensive Special Teams Offensive Lineman Defensive Lineman	Carnell Williams, Auburn Roman Harper, Alabama Gordon Ely-Kelso, Georgia Troy Reddick, Auburn David Pollack, Georgia
Sept. 18	Offensive Defensive Special Teams Offensive Lineman Defensive Lineman	Jason Campbell, Auburn Kevin Burnett, Tennessee James Wilhoit, Tennessee Matt McCutchan, Kentucky McKinley Boykin, Ole Miss
Sept. 25	Offensive Defensive Special Teams Offensive Lineman Defensive Lineman	Ciatrick Fason, Florida Corey Webster, LSU Jonathan Nichols, Ole Miss Michael Munoz, Tennessee Jeremy Harrell, Arkansas
Oct. 2	Offensive Defensive Special Teams Offensive Lineman Defensive Lineman	Chris Leak, Florida Junior Rosegreen, Auburn Josh Brown, South Carolina Brian Kovolisky Vanderbilt David Pollack, Georgia
Oct. 9	Offensive Defensive Special Teams Offensive Lineman Defensive Lineman	Marcus Randall, LSU Jason Hall, Tennessee Tyrone Prothro, Alabama Rob Smith, Tennessee McKinley Boykin, Ole Miss
Oct. 16	Offensive Defensive Special Teams Offensive Lineman Defensive Lineman	Jason Campbell, Auburn Parys Haralson, Tennessee Josh Brown, South Carolina Max Jean-Gilles, Georgia Todd Bates, Alabama
Oct. 23	Offensive Defensive Special Teams Offensive Lineman Defensive Lineman	Jerious Norwood, Mississippi State David Pollack, Georgia Jared Cook, Mississippi State Marcus McNeill, Auburn Turk McBride, Tennessee
Oct. 30	Offensive Defensive Special Teams Offensive Lineman Defensive Lineman	David Greene, Georgia Travis Williams, Auburn Kody Bliss, Auburn David Stewart, Mississippi State Claude Wroten, LSU
Nov. 6	Offensive Defensive Special Teams Offensive Lineman Defensive Lineman	Kenneth Darby, Alabama Ko Simpson, South Carolina Brian Bostick, Alabama Nick Jones, Georgia Jesse Mahelona, Tennessee
Nov. 13	Offensive Defensive Special Teams Offensive Lineman	Chris Leak, Florida Carlos Rogers, Auburn Carnell Williams, Auburn Kyle Roper, Arkansas



# HONORS & ACCOLADES

	Defensive Lineman	Marcus Spears, LSU
Nov. 20	Offensive Defensive Special Teams Offensive Lineman Defensive Lineman	Alley Broussard, LSU Ray McDonald, Florida Pierre Brown, Arkansas Rob Smith, Tennessee Jay Ratliff, Auburn
Nov. 26-27	Offensive Defensive Special Teams Offensive Lineman Defensive Lineman	Rick Clausen, Tennessee David Pollack, Georgia Chris Jackson, LSU Chris Spencer, Ole Miss Marcus Spears, LSU

## 2005

Sept. 1-5	Offensive Defensive Special Teams Offensive Lineman Defensive Lineman Freshman	D.J. Shockley, Georgia Patrick Willis, Ole Miss Chris Hetland, Florida Brian Stamper, Vanderbilt Justin Harrell, Tennessee Felix Jones, Arkansas
Sept. 10	Offensive Defensive Special Teams Offensive Lineman Defensive Lineman Freshman	Jay Cutler, Vanderbilt Will Herring, Auburn Tyrone Prothro, Alabama Dennis Roland, Georgia Claude Wroten LSU Carlos Thomas, South Carolina
Sept. 17	Offensive Defensive Special Teams Offensive Lineman Defensive Lineman Freshman	Kenneth Darby, Alabama Moses Osemwegie, Vanderbilt Chris Hetland, Florida Daniel Inman, Georgia Willie Evans, Mississippi State Brad Lester, Auburn
Sept. 24	Offensive Defensive Special Teams Offensive Lineman Defensive Lineman Freshman	Rick Clausen, Tennessee DeMeco Ryans, Alabama Jeremy Schatz, Alabama Mike Degory, Florida Quentin Moses, Georgia Blake Field, Auburn
Oct. 1	Offensive Defensive Special Teams Offensive Lineman Defensive Lineman Freshman	Brodie Croyle, Alabama Travis Williams, Auburn Skyler Green, LSU Arron Sears, Tennessee Mark Anderson, Alabama Brad Lester, Auburn
Oct. 8	Offensive Defensive Special Teams Offensive Lineman Defensive Lineman Freshman	JaMarcus Russell, LSU Ko Simpson, South Carolina Thomas Flowers, Georgia Max Jean-Gilles, Georgia Jeremy Mincey, Florida Sidney Rice, South Carolina
Oct. 15	Offensive Defensive Special Teams Offensive Lineman Defensive Lineman Freshman	Kenny Irons, Auburn Ali Highsmith, LSU Jamie Christensen, Alabama Daniel Inman, Georgia Quentin Moses, Georgia Darren McFadden, Arkansas
Oct. 22	Offensive Defensive Special Teams Offensive Lineman Defensive Lineman Freshman	Syvelle Newton, South Carolina DeMeco Ryans, Alabama Jamie Christensen, Alabama Max Jean-Gilles, Georgia Claude Wroten, LSU Darren McFadden, Arkansas
Oct. 29	Offensive Defensive Special Teams Offensive Lineman Defensive Lineman Freshman	Rafael Little, Kentucky Jeremy Mincey, Florida Josh Brown, South Carolina Drew Miller, Florida Marques Gunn, Auburn Sidney Rice, South Carolina
Nov. 5	Offensive Defensive Special Teams Offensive Lineman Defensive Lineman Freshman	Chris Leak, Florida Simeon Castille, Alabama Bryant Hahnfeltdt, Vanderbilt Leon Hart, Auburn Orus Lambert, South Carolina Markus Manson, Florida
Nov. 12	Offensive Defensive Special Teams Offensive Lineman Defensive Lineman Freshman	Kenny Irons, Auburn Kyle Williams, LSU Rafael Little, Kentucky Joe Cope, Auburn Chris Tucker, South Carolina Casey Dick, Arkansas
Nov. 19	Offensive Defensive	Jay Cutler, Vanderbilt Stanley McCllover, Auburn

	Special Teams Offensive Lineman Defensive Lineman Freshman	Chris Jackson, LSU Nick Jones, Georgia Jamaal Anderson, Arkansas Earl Bennett, Vanderbilt
Nov. 25-26	Offensive Defensive Special Teams Offensive Lineman Defensive Lineman Freshman	Jerious Norwood, Mississippi State Jarvis Herring, Florida Thomas Flowers, Georgia Randy Hand, Florida Melvin Oliver, LSU Arian Foster, Tennessee

## 2006

Sept. 2	Offensive Defensive Special Teams Offensive Lineman Defensive Lineman Freshman	Kenny Irons, Auburn Jerod Mayo, Tennessee Ryan Succop, South Carolina Antoine Caldwell, Alabama Quentin Moses, Georgia Dexter McCluster, Ole Miss
Sept. 9	Offensive Defensive Special Teams Offensive Lineman Defensive Lineman Freshman	Erik Ainge, Tennessee Charles Johnson, Georgia Leigh Tiffin, Alabama Ben Grubbs, Auburn Glenn Dorsey, LSU Percy Harvin, Florida
Sept. 16	Offensive Defensive Special Teams Offensive Lineman Defensive Lineman Freshman	Andre' Woodson, Kentucky Earl Everett, Florida Kody Bliss, Auburn Fernando Velasco, Georgia Glenn Dorsey, LSU Mitch Mustain, Arkansas
Sept. 23	Offensive Defensive Special Teams Offensive Lineman Defensive Lineman Freshman	Sidney Rice, South Carolina Randy Kelly, Arkansas Matt Clark, Auburn Arron Sears, Tennessee Chase Pittman, LSU Joe Cox, Georgia
Sept. 30	Offensive Defensive Special Teams Offensive Defensive Lineman Freshman	JaMarcus Russell, LSU Reggie Nelson, Florida James Wilhoit, Tennessee Tim Duckworth, Auburn Charles Johnson, Georgia LaMarcus Coker, Tennessee
Oct. 7	Offensive Defensive Special Teams Offensive Lineman Defensive Lineman Freshman	Erik Ainge, Tennessee Rory Johnson, Ole Miss Eric Wilbur, Florida Jonathan Luigs, Arkansas Jamaal Anderson, Arkansas Tim Tebow, Florida
Oct. 14	Offensive Defensive Special Teams Offensive Lineman Defensive Lineman Freshman	JaMarcus Russell, LSU Quentin Groves, Auburn Derek Pegues, Mississippi State Chris Williams, Vanderbilt Keith Jackson, Arkansas Prince Hall, Alabama
Oct. 21	Offensive Defensive Special Teams Offensive Lineman Defensive Lineman Freshman	Dwayne Bowe, LSU Jerod Mayo, Tennessee Felix Jones, Arkansas King Dunlap, Auburn Casper Brinkley, South Carolina Matthew Stafford, Georgia
Oct. 28	Offensive Defensive Special Teams Offensive Lineman Defensive Lineman Freshman	Chris Nickson, Vanderbilt Jonathan Wade, Tennessee Keenan Burton, Kentucky Stephen Parker, Arkansas Ray McDonald, Florida Aairon Savage, Auburn
Nov. 4	Offensive Defensive Special Teams Offensive Lineman Defensive Lineman Freshman	JaMarcus Russell, LSU Quinton Culberson, Mississippi State Anthony Brown, Arkansas Ben Grubbs, Auburn Jarvis Moss, Florida Trevard Lindley, Kentucky
Nov. 11	Offensive Defensive Special Teams Offensive Lineman Defensive Lineman Freshman	Andre' Woodson, Kentucky Tra Battle, Georgia Jarvis Moss, Florida Tony Ugoh, Arkansas Tyson Jackson, LSU Matthew Stafford, Georgia
Nov. 18	Offensive Defensive Special Teams Offensive Lineman	Blake Mitchell, South Carolina Chris Houston, Arkansas James Wilhoit, Tennessee Matt McCutchan, Kentucky

# HONORS & ACCOLADES

Defensive Lineman  
Freshman

Nov. 24-25 Offensive  
Defensive  
Special Teams  
Offensive Lineman  
Defensive Lineman  
Freshman

Quentin Groves, Auburn  
Riley Cooper, Florida

Chris Leak, Florida/Darren McFadden, Arkansas  
Paul Oliver, Georgia  
Trindon Holliday, LSU  
Jamon Meredith, South Carolina  
Turk McBride, Tennessee  
Marshay Green, Ole Miss

Nov. 23-24 Offensive  
Defensive  
Special Teams  
Offensive Lineman  
Defensive Lineman  
Freshman

Darren McFadden, Arkansas  
Jerod Mayo, Tennessee  
Derek Pegues, Mississippi State  
Drew Miller, Florida  
Josh Thompson, Auburn  
Eric Berry, Tennessee

## 2007

Aug. 30-Sept. 1 Offensive  
Defensive  
Special Teams  
Offensive Lineman  
Defensive Lineman  
Freshman

Sept. 8 Offensive  
Defensive  
Special Teams  
Offensive Lineman  
Defensive Lineman  
Freshman

Sept. 15 Offensive  
Defensive  
Special Teams  
Offensive Lineman  
Defensive Lineman  
Freshman

Sept. 22 Offensive  
Defensive  
Special Teams  
Offensive Lineman  
Defensive Lineman  
Freshman

Sept. 29 Offensive  
Defensive  
Special Teams  
Offensive Lineman  
Defensive Lineman  
Freshman

Oct. 4-6 Offensive  
Defensive  
Special Teams  
Offensive Lineman  
Defensive Lineman  
Freshman

Oct. 13 Offensive  
Defensive  
Special Teams  
Offensive Lineman  
Defensive Lineman  
Freshman

Oct. 20 Offensive  
Defensive  
Special Teams  
Offensive Lineman  
Defensive Lineman  
Freshman

Oct. 27 Offensive  
Defensive  
Special Teams  
Offensive Lineman  
Defensive Lineman  
Freshman

Nov. 3 Offensive  
Arkansas  
Special Teams  
Offensive Lineman  
Defensive Lineman  
Freshman

Nov. 10 Offensive  
Defensive  
Special Teams  
Offensive Lineman  
Defensive Lineman  
Freshman

Nov. 17 Offensive  
Defensive  
Special Teams  
Offensive Lineman  
Defensive Lineman  
Freshman

Earl Bennett, Vanderbilt  
Dustin Mouzon, Ole Miss  
Felix Jones, Arkansas  
Fernando Velasco, Georgia  
Quentin Groves, Auburn  
Terry Grant, Alabama

Tim Tebow, Florida  
Gabe O'Neal, Mississippi State  
Ryan Succop, South Carolina  
Jason Leger, Kentucky  
Kirston Pittman, LSU  
Terry Grant, Alabama

Andre' Woodson, Kentucky  
Derek Pegues, Mississippi State  
Brandon James, Florida  
Chris Williams, Vanderbilt  
Jeff Owens, Georgia  
Terry Grant, Alabama

Tim Tebow, Florida  
Wesley Woodyard, Kentucky  
Patrick Tatum, Auburn  
Jason Leger, Kentucky  
Glenn Dorsey, LSU  
Knowshon Moreno, Georgia

Thomas Brown, Georgia  
Jerraud Powers, Auburn  
Wes Byrum, Auburn  
Garry Williams, Kentucky  
Damario Ambrose, Arkansas  
Chris Smelley, South Carolina

Jacob Hester, LSU  
Eric Norwood, South Carolina  
Britton Colquitt, Tennessee  
Tyronne Green, Auburn  
Wallace Gilberry, Alabama  
Chris Smelley, South Carolina

Andre' Woodson, Kentucky  
Tray Blackmon, Auburn  
Javier Arenas, Alabama  
Josh McNeil, Tennessee  
Greg Hardy, Ole Miss  
Knowshon Moreno, Georgia

Matt Flynn, LSU  
D.J. Moore, Vanderbilt  
Brett Upson, Vanderbilt  
Jonathan Luigs, Arkansas  
Jermaine Cunningham, Florida  
Kareem Jackson, Alabama

Knowshon Moreno, Georgia  
Avery Hannibal, Mississippi State  
Daniel Lincoln, Tennessee  
Hamilton Holliday, Vanderbilt  
Antonio Coleman, Auburn  
Wesley Carroll, Mississippi State

Darren McFadden,  
Defensive Glenn Dorsey, LSU  
Javier Arenas, Alabama  
Mitch Petrus, Arkansas  
Jermaine Cunningham, Florida  
Knowshon Moreno, Georgia

Tim Tebow, Florida  
Anthony Johnson, Mississippi State  
Leigh Tiffin, Alabama  
Fernando Velasco, Georgia  
Jeremy Jarmon, Kentucky  
Eric Berry, Tennessee

Casey Dick, Arkansas  
Craig Steltz, LSU  
Dennis Rogan, Tennessee  
Nate Garner, Arkansas  
Geno Atkins, Georgia  
Rennie Curran, Georgia

## 2008

Aug. 28-Sept. 1 Offensive  
Defensive  
Special Teams  
Offensive Line  
Defensive Line  
Freshman

Sept. 4-6 Offensive  
Defensive  
Special Teams  
Offensive Line  
Defensive Line  
Freshman

Sept. 13 Offensive  
Defensive  
Special Teams  
Offensive Line  
Defensive Line  
Freshman

Sept. 20 Offensive  
Defensive  
Special Teams  
Offensive Line  
Defensive Line  
Freshman

Sept. 27 Offensive  
Defensive  
Special Teams  
Offensive Line  
Defensive Line  
Freshman

Oct. 4 Offensive  
Defensive  
Special Teams  
Offensive Line  
Defensive Line  
Freshman

Oct. 11 Offensive  
Defensive  
Special Teams  
Offensive Line  
Defensive Line  
Freshman

Oct. 18 Offensive  
Defensive  
Special Teams  
Offensive Line  
Defensive Line  
Freshman

Oct. 25 Offensive  
Defensive  
Special Teams  
Offensive Line  
Defensive Line  
Freshman

Nov. 1 Offensive  
Defensive  
Special Teams  
Offensive Line  
Defensive Line  
Freshman

Nov. 8 Offensive  
Defensive  
Special Teams  
Offensive Line  
Defensive Line  
Freshman

Nov. 15 Offensive  
Defensive  
Special Teams  
Offensive Line  
Defensive Line  
Freshman

Nov. 22 Offensive  
Defensive

Chris Nickson, Vanderbilt  
Myron Pryor, Kentucky  
Brandon James, Florida  
Mike Johnson, Alabama  
Terrence Cody, Alabama  
Brandon Bolden, Ole Miss

Knowshon Moreno, Georgia  
Patrick Benoist, Vanderbilt  
Javier Arenas, Alabama  
Jason Bosley, Auburn  
Jermaine Cunningham, Florida  
Joe Adams, Arkansas

Mike Hartline, Kentucky  
Rennie Curran, Georgia  
Trindon Holliday, LSU  
Chris Scott, Tennessee  
Jessie Bowman, Mississippi State  
Julio Jones, Alabama

Charles Scott, LSU  
Ryan Hamilton, Vanderbilt  
Brandon James, Florida  
Andre Smith, Alabama  
Peria Jerry, Ole Miss  
A.J. Green, Georgia

John Parker Wilson, Alabama  
Jamarca Sanford, Ole Miss  
Ryan Succop, South Carolina  
Garry Williams, Kentucky  
Antonio Coleman, Auburn  
Jarrett Lee, LSU

Chris Smelley, South Carolina  
Patrick Benoist, Vanderbilt  
Brett Upson, Vanderbilt  
Maurkice Pouncey, Florida  
Bobby Greenwood, Alabama  
Jeffrey Demps, Florida

Michael Smith, Arkansas  
Brandon Spikes, Florida  
Captain Munnerlyn, South Carolina  
Clint Boling, Georgia  
Adrian Davis, Arkansas  
Stephen Garcia, South Carolina

Knowshon Moreno, Georgia  
Eric Berry, Tennessee  
Brett Upson, Vanderbilt  
Mike Johnson, Alabama  
Tyson Jackson, LSU  
Randall Cobb, Kentucky

Knowshon Moreno, Georgia  
Darryl Gamble, Georgia  
Jeff Demps, Florida  
J.C. Brignone, Mississippi State  
Peria Jerry, Ole Miss  
Julio Jones, Alabama

Casey Dick, Arkansas  
Joe Haden, Florida  
Spencer Lanning, South Carolina  
Maurice Miller, Ole Miss  
Ventrell Jenkins, Kentucky  
Mark Ingram, Alabama

Tim Tebow, Florida  
Rashad Johnson, Alabama  
Tristan Davis, Auburn  
Ben Jones, Georgia  
Jordin Lindsey, South Carolina  
Julio Jones, Alabama

Percy Harvin, Florida  
D.J. Moore, Vanderbilt  
Javier Arenas, Alabama  
Michael Oher, Ole Miss  
Jermaine Cunningham, Florida  
A.J. Green, Georgia

Anthony Dixon, Mississippi State  
Eric Berry, Tennessee



# HONORS & ACCOLADES

	Special Teams Offensive Line Defensive Line Freshman	Colt David, LSU Daverin Geraldts, Ole Miss Peria Jerry, Ole Miss Chris Rainey, Florida
Nov. 28-29	Offensive Defensive Special Teams Offensive Line Defensive Line Freshman	Tim Tebow, Florida Peria Jerry, Ole Miss Gerald Jones, Tennessee Antoine Caldwell, Alabama Carlos Dunlap, Florida Dennis Johnson, Arkansas

	Offensive Lineman Defensive Lineman Freshman	Reid Neely, Ole Miss Wes Brown, Tennessee Warren Norman, Vanderbilt
Nov. 27-28	Offensive Defensive Special Teams Offensive Lineman Defensive Lineman Freshman	Montario Hardesty, Tennessee/Tim Tebow, Florida Rolando McClain, LSU Josh Jasper, LSU Mike Pouncey, Florida Ladi Ajiboye, South Carolina/Pernell McPhee, Mississippi State Washaun Ealey, Georgia

## 2009

Sept. 3-6	Offensive Defensive CoSpecial Teams Offensive Lineman Defensive Lineman Freshman	Mark Ingram, Alabama Trevard Lindley, Kentucky Dennis Johnson, Arkansas/Brandon James, Florida Chris Scott, Tennessee Devin Taylor, South Carolina Oterio McCalebb, Auburn
Sept. 12	Offensive Defensive Special Teams Offensive Lineman Defensive Lineman Freshman	Tim Tebow, Florida Rahim Alem, LSU Brandon Boykin, Georgia Clint Boling, Georgia Antonio Coleman, Auburn Trent Richardson, Alabama
Sept. 19	Offensive Defensive Special Teams Offensive Lineman Defensive Lineman Freshman	Joe Cox, Georgia Craig Stevens, Auburn Derrick Locke, Kentucky Maurkice Pouncey, Florida Pernell McPhee, Mississippi State Jarvis Giles, South Carolina
Sept. 24-26	Offensive Defensive Special Teams Offensive Lineman Defensive Lineman Freshman	A.J. Green, Georgia Eric Norwood, South Carolina Chad Jones, LSU Marcus Gilbert, Florida Justin Houston, Georgia Trent Richardson, Alabama
Oct. 3	Offensive Defensive Special Teams Offensive Lineman Defensive Lineman Freshman	Charles Scott, LSU Rolando McClain, Alabama Wes Byrum, Auburn John Jerry, Ole Miss Tenarius Wright, Arkansas Oterio McCalebb, Auburn
Oct. 10	Offensive Defensive Special Teams Offensive Lineman Defensive Lineman Freshman	Jonathan Crompton, Tennessee Brandon Spikes, Florida Dennis Johnson, Arkansas William Vlachos, Alabama Corey Peters, Kentucky Alshon Jeffery, South Carolina
Oct. 17	Offensive Defensive Special Teams Offensive Lineman Defensive Lineman Freshman	Mark Ingram, Alabama Micah Johnson, Kentucky Caleb Sturgis, Florida Daverin Geraldts, Ole Miss Geno Atkins, Georgia Corey Broomfield, Mississippi State
Oct. 24	Offensive Defensive Special Teams Offensive Lineman Defensive Lineman Freshman	Dexter McCluster, Ole Miss Harry Coleman, LSU Leigh Tiffin, Alabama Jorge Gonzalez, Kentucky Terrence Cody, Alabama Johnthan Banks, Mississippi State
Oct. 31	Offensive Defensive Special Teams Offensive Lineman Defensive Lineman Freshman	Anthony Dixon, Mississippi State Walt McFadden, Auburn Caleb Sturgis, Florida Mitch Petrus, Arkansas Antonio Coleman, Auburn Janzen Jackson, Tennessee
Nov. 7	Offensive Defensive Special Teams Offensive Lineman Defensive Lineman Freshman	Ryan Mallett, Arkansas Javier Arenas, Alabama Chas Henry, Florida Aaron Douglas, Tennessee Montez Robinson, Georgia Morgan Newton, Kentucky
Nov. 14	Offensive Defensive Special Teams Offensive Lineman Defensive Lineman Freshman	Dexter McCluste, Ole Miss Joe Haden, Florida Demond Washington, Auburn Mike Johnson, Alabama Corey Peters, Kentucky Washaun Ealey, Georgia
Nov. 21	Offensive Defensive Special Teams	Ryan Mallett, Arkansas Sam Maxwell, Kentucky Javier Arenas, Alabama

## 2010

Sept. 24	Offensive Defensive Special Teams Offensive Line Defensive Line Freshman	Cam Newton, Auburn Danny Travathan, Kentucky Patrick Peterson, LSU T.J. Johnson, South Carolina Jaye Howard, Florida Tyler Russell, Mississippi State
Sept. 11	Offensive Defensive Special Teams Offensive Line Defensive Line Freshman	Marcus Lattimore, South Carolina/Trent Richardson, Alabama Nick Fairley, Auburn Jeff Demps, Florida Mike Pouncey, Florida Drake Nevis, LSU Marcus Lattimore, South Carolina
Sept. 18	Offensive Defensive Special Teams Offensive Line Defensive Line Freshman	Ryan Mallett, Arkansas Josh Bynes, Auburn Josh Jasper, LSU Wesley Johnson, Vanderbilt Drake Nevis, LSU Jelani Jenkins, Florida
Sept. 25	Offensive Defensive Special Teams Offensive Line Defensive Line Freshman	Cam Newton, Auburn Robert Lester, Alabama Patrick Peterson, LSU Derek Sherrod, Mississippi State Mike Blanc, Auburn Trey Burto, Florida
Oct. 2	Offensive Defensive Special Teams Offensive Line Defensive Line Freshman	Stevan Ridley, LSU Courtney Upshaw, Alabama Jesse Grandy, Ole Miss Chance Warmack, Alabama Nick Fairley, Auburn LaDarius Perkins, Mississippi State
Oct. 9	Offensive Defensive Special Teams Offensive Line Defensive Line Freshman	Stephen Garcia, South Carolina Tramain Thomas, Arkansas Wes Byrum, Auburn Derek Sherrod, Mississippi State Drake Nevis, LSU Aaron Murray, Georgia
Oct. 16	Offensive Defensive Special Teams Offensive Line Defensive Line Freshman	Cam Newton, Auburn/Mike Hartline, Kentucky Chris White, Mississippi State Ryan Tydlacka, Kentucky/Marquis Maze, Alabama Ben Jones, Georgia Nick Fairley, Auburn Aaron Murray, Georgia
Oct. 23	Offensive Defensive Special Teams Offensive Line Defensive Line Freshman	Cam Newton, Auburn Justin Houston, Georgia Joe Adams, Arkansas James Carpenter, Alabama Nick Fairley, Auburn LaDarius Perkins, Mississippi State
Oct. 30	Offensive Defensive Special Teams Offensive Line Defensive Line Freshman	Ryan Mallett, Arkansas Chris White, Mississippi State Chas Henry, Florida/Demond Washington, Auburn Derek Sherrod, Mississippi State Devin Taylor, South Carolina Michael Dyer, Auburn/Trey Burton, Florida/Marcus Lattimore, South Carolina
Nov. 6	Offensive Defensive Special Teams Offensive Line Defensive Line Freshman	Knile Davis, Arkansas Kelvin Sheppard, LSU Chris Rainey, Florida Bobby Massie, Ole Miss Drake Nevis, LSU Tyler Bray, Tennessee
Nov. 13	Offensive Defensive Special Teams Offensive Line Defensive Line Freshman	Marcus Lattimore, South Carolina/Cam Newton, Auburn Robert Lester, Alabama Spencer Lanning, South Carolina Mike Berry, Auburn DeQuin Evans, Kentucky Tyler Bray, Tennessee/Marcus Lattimore, South Carolina
Nov. 18-20	Offensive Defensive Special Teams Offensive Line	Jordan Jefferson, LSU Jerry Franklin, Arkansas Josh Jasper, LSU DeMarcus Love, Arkansas

# HONORS & ACCOLADES

Defensive Line  
Freshman  
Nov. 26-27 Offensive  
Defensive  
Special Teams  
Offensive Line  
Defensive Line  
Freshman

Gerald Williams, Tennessee  
Marcus Lattimore, South Carolina

Cam Newton, Auburn  
Jerico Nelson, Arkansas  
Spencer Lanning, South Carolina  
Derek Sherrod, Mississippi State  
Nick Fairley, Auburn/Abry Jones, Georgia  
LaDarius Perkins, Mississippi State/Tyler Bray, Tennessee

Nov. 25-26 Offensive  
Defensive  
Special Teams  
Offensive Lineman  
Defensive Lineman  
Freshman

Trent Richardson, Alabama/Connor Shaw, South Carolina  
Tyrann Mathieu, LSU  
Ryan Tydlacka, Kentucky  
Kyle Fischer, Vanderbilt/William Vlachos, Alabama  
Fletcher Cox, Mississippi State/Garrison Smith, Georgia  
Kenneth Hilliard, LSU

## 2011

Sept. 13 Offensive  
Defensive  
Special Teams  
Offensive Lineman  
Defensive Lineman  
Freshman

Sept. 10 Offensive  
Defensive  
Special Teams  
Offensive Lineman  
Defensive Lineman  
Freshman

Sept. 15-17 Offensive  
Defensive  
Special Teams  
Offensive Lineman  
Defensive Lineman  
Freshman

Sept. 24 Offensive  
Defensive  
Special Teams  
Offensive Lineman  
Defensive Lineman  
Freshman

Oct. 1 Offensive  
Defensive  
Special Teams  
Offensive Lineman  
Defensive Lineman  
Freshman

Oct. 8 Offensive  
Defensive  
Special Teams  
Offensive Lineman  
Defensive Lineman  
Freshman

Oct. 15 Offensive  
Defensive  
Special Teams  
Offensive Lineman  
Defensive Lineman  
Freshman

Oct. 22 Offensive  
Defensive  
Special Teams  
Offensive Lineman  
Defensive Lineman  
Freshman

Oct. 29 Offensive  
Defensive  
Special Teams  
Offensive Lineman  
Defensive Lineman  
Freshman

Nov. 5 Offensive  
Defensive  
Special Teams  
Offensive Lineman  
Defensive Lineman  
Freshman

Nov. 12 Offensive  
Defensive  
Special Teams  
Offensive Lineman  
Defensive Lineman  
Freshman

Nov. 19 Offensive  
Defensive  
Special Teams  
Offensive Lineman  
Defensive Lineman  
Freshman

Vick Ballard, Mississippi State  
Tyrann Mathieu, LSU  
Joe Adams, Arkansas  
Rokevious Watkins, South Carolina  
Jaye Howard, Florida/Luke McDermott, Kentucky  
Trey DePriest, Alabama/Tre Mason, Auburn

Tyler Bray, Tennessee  
Mark Barron, Alabama  
Melvin Ingram, South Carolina  
Alvin Bailey, Arkansas  
Rob Lohr, Vanderbilt  
Josh Clemons, Kentucky/Isaiah Crowell, Georgia

Chris Rainey, Florida/Marcus Lattimore, South Carolina  
Trey Wilson, Vanderbilt  
Caleb Sturgis, Florida  
Wesley Johnson, Vanderbilt  
Bennie Logan, LSU  
Odell Beckham, LSU

Trent Richardson, Alabama  
Melvin Ingram, South Carolina  
Brad Wing, LSU  
Barrett Jones, Alabama  
Jaye Howard, Florida  
Isaiah Crowell, Georgia

Tyler Wilson, Arkansas/Jarius Wright, Arkansas  
Melvin Ingram, South Carolina  
Steven Clark, Auburn  
William Vlachos, Alabama  
Sam Montgomery, LSU  
Isaiah Crowell, Georgia

Connor Shaw, South Carolina  
Mike Gilliard, Georgia  
Blair Walsh, Georgia  
Will Blackwell, LSU  
Fletcher Cox, Mississippi State  
Tevin Mitchel, Arkansas

Trent Richardson, Alabama  
Corey Lemonier, Auburn/D.J. Swearinger, South Carolina  
Steven Clark, Auburn  
Chris Faulk, LSU  
Fletcher Cox, Mississippi State  
Bruce Ellington, South Carolina Ray Drew, Georgia

Dennis Johnson, Arkansas  
Dont'a Hightower, Alabama  
Brad Wing, LSU  
Ryan Seymour, Vanderbilt  
Barkevious Mingo, LSU  
A.J. Johnson, Tennessee

Michael Dyer, Auburn  
Jerry Franklin, Arkansas/Jarvis Jones, Georgia  
Zach Hocker, Arkansas  
Cordy Glenn, Georgia  
Fletcher Cox, Mississippi State  
Brandon Wilds, South Carolina

Jeff Demps, Florida  
Eric Reid, LSU  
Dennis Johnson, Arkansas  
Ben Jones, Georgia  
Jake Bequette, Arkansas/Sam Montgomery, LSU  
Maxwell Smith, Kentucky

Zac Stacy, Vanderbilt  
Dont'a Hightower, Alabama  
Joe Adams, Arkansas  
Ben Jones, Georgia  
Travian Robertson, South Carolina  
Isaiah Crowell, Georgia

Tyler Wilson, Arkansas  
Ron Brooks, LSU/Danny Trevathan, Kentucky  
Blair Walsh, Georgia  
Will Blackwell, LSU  
Malik Jackson, Tennessee/Abry Jones, Georgia  
Curt Maggitt, Tennessee

## 2012

Aug. 30-Sept. 2 Offensive  
Defensive  
Special Teams  
Offensive Lineman  
Defensive Lineman  
Freshman

Sept. 8 Offensive  
Defensive  
Special Teams  
Offensive Lineman  
Defensive Lineman  
Freshman

Sept. 15 Offensive  
Defensive  
Special Teams  
Offensive Lineman  
Defensive Lineman  
Freshman

Sept. 22 Offensive  
Defensive  
Special Teams  
Offensive Lineman  
Defensive Lineman  
Freshman

Sept. 29 Offensive  
Defensive  
Special Teams  
Offensive Lineman  
Defensive Lineman  
Freshman

Oct. 6 Offensive  
Defensive  
Special Teams  
Offensive Lineman  
Defensive Lineman  
Freshman

Marcus Lattimore, South Carolina  
Dee Milliner, Alabama  
Marcus Murphy, Missouri  
Zach Fulton, Tennessee  
C.J. Johnson, Ole Miss/Chris Smith, Arkansas  
Todd Gurley, Georgia/T.J. Yeldon, Alabama

Tyler Russell, Mississippi State  
Jarvis Jones, Georgia  
Caleb Sturgis, Florida  
Larry Warford, Kentucky/A.J. Hawkins, Ole Miss  
Sam Montgomery, LSU/Damontre Moore, Texas A&M  
Jalen Mills, LSU

Jeff Driskel, Florida  
Kenronte Walker, Missouri  
Cody Parkey, Auburn  
Chance Warmack, Alabama  
Jadeveon Clowney, South Carolina  
Johnny Manziel, Texas A&M

Cobi Hamilton, Arkansas/Connor Shaw, South Carolina  
Sam Montgomery, LSU  
Ace Sanders, South Carolina/Dustin Harris, Texas A&M  
Aaron Morris, Ole Miss  
Omar Hunter, Florida  
Todd Gurley, Georgia

Johnny Manziel, Texas A&M  
Denzel Nkemdiche, Ole Miss/Sanders Commings, Georgia  
Marcus Murphy, Missouri/Christian Jones, Alabama  
Jake Matthews Texas A&M  
Jadeveon Clowney, South Carolina  
Johnny Manziel, Texas A&M/Keith Marshall, Georgia/Todd Gurley, Georgia

Mike Gillislee, Florida  
Matt Elam, Florida/Kevin Minter, LSU  
Richard Kent, Vanderbilt/Ace Sanders, South Carolina  
T.J. Johnson, South Carolina  
Trey Flowers, Arkansas  
Bernardrick McKinney, Mississippi State/Johnny Manziel, Texas A&M



# HONORS & ACCOLADES

Oct. 13	Offensive Defensive Special Teams Offensive Lineman Defensive Lineman Freshman	Johnny Manziel, Texas A&M C.J. Mosley, Alabama Bryson Rose, Ole Miss/Zach Hocker, Arkansas/Cordarelle Patterson, Tennessee Tobias Smith, Mississippi State/Jon Halapio, Florida Sam Montgomery, LSU Johnny Manziel, Texas A&M/Jeremy Hill, LSU
Oct. 20	Offensive Defensive Special Teams Offensive Lineman Defensive Lineman Freshman	Aaron Murray, Georgia Kevin Minter, LSU Kyle Christy, Florida Joe Townsend, Vanderbilt Damontre Moore, Texas A&M Amari Cooper, Alabama
Oct. 27	Offensive Defensive Special Teams Offensive Lineman Defensive Lineman Freshman	Connor Shaw, South Carolina Jarvis Jones, Georgia Bryson Rose, Ole Miss Chance Warmack, Alabama Sheldon Richardson, Missouri Johnny Manziel, Texas A&M
Nov. 3	Offensive Defensive Special Teams Offensive Lineman Defensive Lineman Freshman	Aaron Murray, Georgia/Tyler Bray, Tennessee Adrian Hubbard, Alabama Carey Spear, Vanderbilt La'El Collins, LSU Wesley Johnson, Vanderbilt Sharrif Floyd, Florida/Chris Smith, Arkansas Johnny Manziel, Texas A&M
Nov. 10	Offensive Defensive Special Teams Offensive Lineman Defensive Lineman Freshman	Johnny Manziel, Texas A&M D.J. Swearinger, South Carolina/Craig Loston, LSU Andrew Baggett, Missouri/Loucheiz Purifoy, Florida David Andrews, Georgia Walker May, Vanderbilt Johnny Manziel, Texas A&M
Nov. 17	Offensive Defensive Special Teams Offensive Lineman Defensive Lineman Freshman	Tyler Russell, Mississippi State Andre Hal, Vanderbilt Odell Beckham, Jr., LSU P.J. Lonergan, LSU Donte Rumph, Kentucky Johnny Manziel, Texas A&M
Nov. 23-24	Offensive Defensive Special Teams Offensive Lineman Defensive Lineman Freshman	Mike Gillislee, Florida/Donte Moncrief, Ole Miss Bacari Rambo, Georgia/Jadeveon Clowney, South Carolina Caleb Sturgis, Florida/Carey Spear, Vanderbilt Barrett Jones, Alabama Jadeveon Clowney, South Carolina Johnny Manziel, Texas A&M

## 2013

Aug. 29-31	Offensive Defensive Special Teams Offensive Lineman Defensive Lineman Freshman	Todd Gurley, Georgia Robenson Therezie, Auburn Christian Jones, Alabama La'el Collins, LSU Trey Flowers, Arkansas Laquon Treadwell, Ole Miss
Sept. 7	Offensive Defensive Special Teams Offensive Lineman Defensive Lineman Freshman	Aaron Murray, Georgia Brian Randolph, Tennessee Odell Beckham Jr., LSU Kevin Mitchell, Kentucky Markus Golden, Missouri Alex Collins, Arkansas
Sept. 14	Offensive Defensive Special Teams Offensive Lineman Defensive Lineman Freshman	AJ McCarron, Alabama Ego Ferguson, LSU Alan D'Appollonio, Arkansas Gabe Jackson, Mississippi State Kony Ealy, Missouri Alex Collins, Arkansas
Sept. 21	Offensive Defensive Special Teams Offensive Lineman Defensive Lineman Freshman	Jeremy Hill, LSU Dante Fowler, Florida Jeff Scott, Ole Miss Clayton Stadnik, South Carolina Chris Smith, Arkansas Reggie Davis, Georgia
Sept. 28	Offensive Defensive Special Teams Offensive Lineman Defensive Lineman Freshman	Aaron Murray, Georgia C.J. Mosley, Alabama Marshall Morgan, Georgia A.J. Cann, South Carolina Michael Sam, Missouri Vernon Hargreaves, III, Florida
Oct. 5	Offensive Defensive Special Teams Offensive Lineman Defensive Lineman Freshman	Zach Mettenberger, LSU Loucheiz Purifoy, Florida Marshall Morgan, Georgia Chris Burnette, Georgia Michael Sam, Missouri Carl Lawson, Auburn
Oct. 12	Offensive Defensive	Johnny Manziel, Texas A&M Kentrell Brothers, Missouri

	Special Teams Offensive Lineman Defensive Lineman Freshman	Sam Irwin/Hill, Arkansas Anthony Steen, Alabama Danielle Hunter, LSU Jeremy Johnson, Auburn
Oct. 19	Offensive Defensive Special Teams Offensive Lineman Defensive Lineman Freshman	Nick Marshall, Auburn Michael Sam, Missouri Michael Palardy, Tennessee Wesley Johnson, Vanderbilt Cameron Whigham, Ole Miss Maty Mauk, Missouri
Oct. 26	Offensive Defensive Special Teams Offensive Lineman Defensive Lineman Freshman	Connor Shaw, South Carolina Landon Collins, Alabama Elliott Fry, South Carolina Gabe Jackson, Mississippi State Kelcy Quarles, South Carolina Jeremy Johnson, Auburn
Nov. 2	Offensive Defensive Special Teams Offensive Lineman Defensive Lineman Freshman	Tre Mason, Auburn Victor Hampton, South Carolina Marshall Morgan, Georgia Justin Britt, Missouri Caleb Azubike, Vanderbilt Maty Mauk, Missouri
Nov. 9	Offensive Defensive Special Teams Offensive Lineman Defensive Lineman Freshman	Nick Marshall, Auburn C.J. Mosley, Alabama Chris Davis, Auburn Laremy Tunsil, Ole Miss Garrison Smith, Georgia Maty Mauk, Missouri
Nov. 16	Offensive Defensive Special Teams Offensive Lineman Defensive Lineman Freshman	Jordan Matthews, Vanderbilt C.J. Mosley, Alabama Cody Mandell, Alabama Reese Dismukes, Auburn Robert Nkemdiche, Ole Miss Elliott Fry, South Carolina
Nov. 23	Offensive Defensive Special Teams Offensive Lineman Defensive Lineman Freshman	Terrence Magee, LSU Chase Garnham, Vanderbilt Harrold Brantley, Missouri Gabe Jackson, Mississippi State Garrison Smith, Georgia Paris Head, Vanderbilt/Rashard Robinson, LSU
Nov. 28-30	Offensive Defensive Special Teams Offensive Lineman Defensive Lineman Freshman	Nick Marshall, Auburn E.J. Gaines, Missouri/Nickoe Whitley, Mississippi State Chris Davis, Auburn/Carey Spear, Vanderbilt Corey Miller, Tennessee Kelcy Quarles, South Carolina/Corey Miller, Tennessee Chris Jones, Mississippi State/Anthony Jennings, LSU

## 2014

Aug. 28-31	Offensive Defensive Special Teams Offensive Lineman Defensive Lineman Freshman	Kenny Hill, Texas A&M/Todd Gurley, Georgia Amarlo Herrera, Georgia Adam Griffith, Alabama Jon Toth, Kentucky Preston Smith, Mississippi State Daniel Carlson, Auburn
Sept. 6	Offensive Defensive Special Teams Offensive Lineman Defensive Lineman Freshman	Maty Mauk, Missouri Cliff Coleman, Ole Miss Elliott Fry, South Carolina Max Garcia, Florida Preston Smith, Mississippi State Jalen Hurd, Tennessee
Sept. 13	Offensive Defensive Special Teams Offensive Lineman Defensive Lineman Freshman	Alex Collins, Arkansas Shane Ray, Missouri Kyle Christy, Florida Corey Robinson, South Carolina Preston Smith, Mississippi State Garrett Johnson, Kentucky
Sept. 20	Offensive Defensive Special Teams Offensive Lineman Defensive Lineman Freshman	Amari Cooper, Alabama/Dak Prescott, Mississippi State Joshua Holsey, Auburn Darius Sims, Vanderbilt Ben Beckwith, Mississippi State Trey Flowers, Arkansas Sony Michel, Georgia
Sept. 27	Offensive Defensive Special Teams Offensive Lineman Defensive Lineman Freshman	Todd Gurley, Georgia Deshazor Everett, Texas A&M Quan Bray, Auburn Darrian Miller, Kentucky Shane Ray, Missouri Brandon Harris, LSU
Oct. 4	Offensive Defensive Special Teams Offensive Lineman	Bo Wallace, Ole Miss Richie Brown, Mississippi State Daniel Carlson, Auburn Ben Beckwith, Mississippi State

# HONORS & ACCOLADES

	Defensive Lineman Freshman	Alvin "Bud" Dupree, Kentucky Jalen Tabor, Florida/Nick Chubb, Georgia
Oct. 11	Offensive Defensive Special Teams Offensive Lineman Defensive Lineman Freshman	Dak Prescott, Mississippi State Cody Prewitt, Ole Miss JK Scott, Alabama Vadal Alexander, LSU Marquis Haynes, Ole Miss Nick Chubb, Georgia/Leonard Fournette, LSU
Oct. 18	Offensive Defensive Special Teams Offensive Lineman Defensive Lineman Freshman	Nick Chubb, Georgia Damian Swann, Georgia Marcus Murphy, Missouri Arie Kouandjio, Alabama Shane Ray, Missouri Marquis Haynes, Ole Miss
Oct. 25	Offensive Defensive Special Teams Offensive Lineman Defensive Lineman Freshman	Josh Robinson, Mississippi State/Amari Cooper, Alabama Kendell Beckwith, LSU Will Gleeson, Ole Miss Sebastian Tretola, Arkansas Kaleb Eulls, Mississippi State Leonard Fournette, LSU
Nov. 1	Offensive Defensive Special Teams Offensive Lineman Defensive Lineman Freshman	Josh Dobbs, Tennessee Kris Frost, Auburn Mike McNeely, Florida Max Garcia, Florida Shane Ray, Missouri Johnny McCrary, Vanderbilt
Nov. 8	Offensive Defensive Special Teams Offensive Lineman Defensive Lineman Freshman	Kyle Allen, Texas A&M Reggie Ragland, Alabama Isaiah McKenzie, Georgia Arie Kouandjio, Alabama Lorenzo Carter, Georgia Treon Harris, Florida/Nick Chubb, Georgia
Nov. 15	Offensive Defensive Special Teams Offensive Lineman Defensive Lineman Freshman	Russell Hansbrough, Missouri Nick Perry, Alabama/Martrell Spaight, Arkansas JK Scott, Alabama Dan Skipper, Arkansas Derek Barnett, Tennessee Treon Harris, Florida Nick Chubb, Georgia
Nov. 22	Offensive Defensive Special Teams Offensive Lineman Defensive Lineman Freshman	Dak Prescott, Mississippi State Markus Golden, Missouri Sam IrwinHill, Arkansas Ben Beckwith, Mississippi State Darius Philon, Arkansas Treon Harris, Florida/Nick Chubb, Georgia
Nov. 27-29	Offensive Defensive Special Teams Offensive Lineman Defensive Lineman Freshman	Amari Cooper, Alabama Tony Conner, Ole Miss Andrew Baggett, Missouri/Cameron Sutton, Tennessee Austin Shepherd, Alabama C.J. Johnson, Ole Miss/Alvin "Bud" Dupree, Kentucky Leonard Fournette, LSU

## 2015

Sept. 3-5	Offensive Defensive Special Teams Offensive Lineman Defensive Lineman Freshman	Derrick Henry, Alabama Skai Moore, South Carolina Daniel Carlson, Auburn Kyler Kerbyson, Tennessee Daeshon Hall, Texas A&M Christian Kirk, Texas A&M
Sept. 12	Offensive Defensive Special Teams Offensive Lineman Defensive Lineman Freshman	Leonard Fournette, LSU Kentrell Brothers, Missouri Isaiah McKenzie, Georgia Ethan Pocic, LSU Jordan Jenkins, Georgia Chris Westry, Kentucky
Sept. 19	Offensive Defensive Special Teams Offensive Lineman Defensive Lineman Freshman	Leonard Fournette, LSU/Greyson Lambert, Georgia Robert Nkemdiche, Ole Miss Gary Wunderlich, Ole Miss Vadal Alexander, LSU Jonathan Bullard, Florida Preston Williams, Tennessee
Sept. 26	Offensive Defensive Special Teams Offensive Lineman Defensive Lineman Freshman	Leonard Fournette, LSU Richie Brown, Mississippi State Christian Kirk, Texas A&M Fahn Cooper, Ole Miss Cory Johnson, Kentucky Antonio Callaway, Florida
Oct. 3	Offensive Defensive Special Teams Offensive Lineman Defensive Lineman Freshman	Derrick Henry, Alabama Antonio Morrison, Florida Johnathan Ford, Auburn Sebastian Tretola, Arkansas Myles Garrett, Texas A&M Calvin Ridley, Alabama

Oct. 10	Offensive Defensive Special Teams Offensive Lineman Defensive Lineman Freshman	Joshua Dobbs, Tennessee Reggie Ragland, Alabama Reggie Davis, Georgia Ethan Pocic, LSU Ryan Brown, Mississippi State Derrius Guice, LSU
Oct. 15/17	Offensive Defensive Special Teams Offensive Lineman Defensive Lineman Freshman	Derrick Henry, Alabama Lewis Neal, LSU Marshall Morgan, Georgia Vadal Alexander, LSU Myles Garrett, Texas A&M Minkah Fitzpatrick, Alabama
Oct. 24	Offensive Defensive Special Teams Offensive Lineman Defensive Lineman Freshman	Dak Prescott, Mississippi State Trae Elston, Ole Miss JK Scott, Alabama Spencer Pulley, Vanderbilt Marquis Haynes, Ole Miss Dre Greenlaw, Arkansas
Oct. 31	Offensive Defensive Special Teams Offensive Lineman Defensive Lineman Freshman	Chad Kelly, Ole Miss Antonio Morrison, Florida Evan Berry, Tennessee Mitch Smothers, Arkansas Marquis Haynes, Ole Miss Kyler Murray, Texas A&M
Nov. 5/7	Offensive Defensive Special Teams Offensive Lineman Defensive Lineman Freshman	Brandon Allen, Arkansas Alex McCalister, Florida Adam Griffith, Alabama Ryan Kelly, Alabama Chris Jones, Mississippi State Darrin Kirkland, Tennessee
Nov. 14	Offensive Defensive Special Teams Offensive Lineman Defensive Lineman Freshman	Derrick Henry, Alabama Oren Burks, Vanderbilt Isaiah McKenzie, Georgia Dan Skipper, Arkansas Jonathan Allen, Alabama Dre Greenlaw, Arkansas
Nov. 21	Offensive Defensive Special Teams Offensive Lineman Defensive Lineman Freshman	Dak Prescott, Mississippi State DeMarquis Gates, Ole Miss Cyrus Jones, Alabama/Taylor Bertolet, Texas A&M Coleman Thomas, Tennessee Marquis Haynes, Ole Miss Mike Edwards, Kentucky
Nov. 27-28	Offensive Defensive Special Teams Offensive Lineman Defensive Lineman Freshman	Derrick Henry, Alabama Deion Jones, LSU Adam Griffith, Alabama Kyler Kerbyson, Tennessee Robert Nkemdiche, DT, Ole Miss/Deatrich Wise, Jr., Arkansas Arden Key, LSU

## 2016

Sept. 1-5	Offensive Defensive Special Teams Offensive Lineman Defensive Lineman Freshman	Nick Chubb, Georgia Jonathan Allen, Alabama Elliott Fry, South Carolina Erik McCoy, Texas A&M Deatrich Wise, Arkansas Jonah Williams, Alabama
Sept. 10	Offensive Defensive Special Teams Offensive Lineman Defensive Lineman Freshman	Austin Allen, Arkansas Micah Abernathy, Tennessee Daniel Carlson, Auburn/Tre'Davious White, LSU Dan Skipper, Arkansas A.J. Jefferson, Mississippi State Johnathon Johnson, Missouri
Sept. 17	Offensive Defensive Special Teams Offensive Lineman Defensive Lineman Freshman	Jalen Hurts, Alabama Justin Evans, Texas A&M Eddie Jackson, Alabama/Josh Growden, LSU Frank Ragnow, Arkansas Arden Key, LSU Trayveon Williams, Texas A&M
Sept. 24	Offensive Defensive Special Teams Offensive Lineman Defensive Lineman Freshman	Joshua Dobbs, Tennessee Armani Watts, Texas A&M Daniel Carlson, Auburn/Josh Growden, LSU Jordan Sims, Ole Miss Derek Barnett, Tennessee/Denzil Ware, Kentucky Trayveon Williams, Texas A&M
Oct. 1	Offensive Defensive Special Teams Offensive Lineman Defensive Lineman Freshman	Derrius Guice, LSU Derek Barnett, Tennessee Dan Skipper, Arkansas/Riley Lovingood, Tennessee Ethan Pocic, LSU Daeshon Hall, Texas A&M/Denzil Ware, Kentucky Joshua Jacobs, Alabama
Oct. 8-9	Offensive	Trevor Knight, Texas A&M



# HONORS & ACCOLADES

	Defensive Special Teams Offensive Lineman Defensive Lineman Freshman	Minkah Fitzpatrick, Alabama JK Scott, Alabama Jon Toth, Kentucky Carl Lawson, Auburn/Denzil Ware, Kentucky Trayveon Williams, Texas A&M/Jalen Hurts, Alabama
Oct. 15	Offensive Defensive Special Teams Offensive Lineman Defensive Lineman Freshman	Rawleigh Williams III, Arkansas Zach Cunningham, Vanderbilt Darrius Sims, Vanderbilt Jonah Williams, Alabama Derek Barnett, Tennessee Trayveon Williams, Texas A&M/Jalen Hurts, Alabama
Oct. 22	Offensive Defensive Special Teams Offensive Lineman Defensive Lineman Freshman	Leonard Fournette, LSU Jonathan Allen, Alabama Austin MacGinnins, Kentucky Alex Kozan, Auburn/Ethan Pocic, LSU Montravius Adams, Auburn Benny Snell Jr., Kentucky
Oct. 29	Offensive Defensive Special Teams Offensive Lineman Defensive Lineman Freshman	Kamryn Pettway, Auburn Jamarcus King, South Carolina Daniel Carlson, Auburn Martez Ivey, Florida Adrian Middleton, Kentucky Benny Snell Jr., Kentucky
Nov. 5	Offensive Defensive Special Teams Offensive Lineman Defensive Lineman Freshman	Nick Fitzgerald, Mississippi State/Rawleigh Williams III, Arkansas Ryan Anderson, Alabama JK Scott, Alabama/Rodrigo Blankenship, Georgia Martinus Rankin, Mississippi State Lewis Neal, LSU Jake Bentley, South Carolina
Nov. 12	Offensive Defensive Special Teams Offensive Lineman Defensive Lineman Freshman	Jalen Hurts, Alabama/Derrius Guice, LSU Maurice Smith, Georgia Gary Wunderlich, Ole Miss Martez Ivey, Florida/Ethan Pocic, LSU Charles Harris, Missouri Shea Patterson, Ole Miss
Nov. 19	Offensive Defensive Special Teams Offensive Lineman Defensive Lineman Freshman	Rawleigh Williams III, Arkansas David Reese, Florida Eddy Pineiro, Florida Will Holden, Vanderbilt/Dan Skipper, Arkansas Derek Barnett, Tennessee Tyrie Cleveland, Florida
Nov. 24-26	Offensive Defensive Special Teams Offensive Lineman Defensive Lineman Freshman	Derrius Guice, LSU/Nick Fitzgerald, Mississippi State Mike Edwards, Kentucky/Zach Cunningham, Vanderbilt Austin MacGinnins, Kentucky Cam Robinson, Alabama Marcell Frazier, Missouri Leo Lewis, Mississippi State

## 2017

Aug. 31-4	Offensive Defensive Special Teams Offensive Lineman Defensive Lineman Freshman	Drew Lock, Missouri Shaun Dion Hamilton, Alabama Deebo Samuel, South Carolina Garrett Brumfield, LSU Denzil Ware, Kentucky Chase Hayden, Arkansas
Sept. 9	Offensive Defensive Special Teams Offensive Lineman Defensive Lineman Freshman	Shea Patterson, Ole Miss Lorenzo Carter, Georgia Deebo Samuel, South Carolina Matt Womack, Alabama Jeffery Simmons, Mississippi State Ty Chandler, Tennessee
Sept. 16	Offensive Defensive Special Teams Offensive Lineman Defensive Lineman Freshman	Nick Fitzgerald, Mississippi State Derrick Baity Jr., Kentucky/LaDarius Wiley, Vanderbilt Austin MacGinnins, Kentucky Darryl Williams, Mississippi State Jeffery Simmons, Mississippi State C.J. Henderson, Florida
Sept. 23	Offensive Defensive Special Teams Offensive Lineman Defensive Lineman Freshman	Damien Harris, Alabama Cece Jefferson, Florida Christian Kirk, Texas A&M Ross Pierschbacher, Alabama Marlon Davidson, Auburn Jake Fromm, Georgia
Sept. 30	Offensive Defensive Special Teams Offensive Lineman Defensive Lineman Freshman	Nick Chubb, Georgia/Jarrett Stidham, Auburn Levi Wallace, Alabama Josh Paschal, Kentucky Brett Heggie, Florida Landis Durham, Texas A&M Malik Davis, Florida/Nick Coe, Auburn
Oct. 7	Offensive Defensive Special Teams	Kerryon Johnson, Auburn Minkah Fitzpatrick, Alabama/Devin White, LSU Daniel Carlson, Auburn

	Offensive Lineman Defensive Lineman Freshman	Isaiah Wynn, Georgia D.J. Wonnum, South Carolina Lynn Bowden, Kentucky
Oct. 14	Offensive Defensive Special Teams Offensive Lineman Defensive Lineman Freshman	DJ Chark, LSU/Shea Patterson, Ole Miss Devin White, LSU Daniel LaCamera, Texas A&M Jonah Williams, Alabama Marquis Haynes, Ole Miss/D.J. Wonnum, South Carolina; Jake Fromm, Georgia
Oct. 21	Offensive Defensive Special Teams Offensive Lineman Defensive Lineman Freshman	Derrius Guice, LSU Levi Wallace, Alabama; Jeff Holland, Auburn Connor Culp, LSU Deion Calhoun, Mississippi State Montez Sweat, Mississippi State Nick Coe, Auburn; Albert Okwuegbunam, Missouri
Oct. 28	Offensive Defensive Special Teams Offensive Lineman Defensive Lineman Freshman	Nick Fitzgerald, Mississippi State/Benny Snell Jr., Kentucky Jordan Jones, Kentucky/J.R. Reed, Georgia De'Vion Warren, Arkansas Alan Knott, South Carolina Montez Sweat, Mississippi State Cole Kelley, Arkansas
Nov. 4	Offensive Defensive Special Teams Offensive Lineman Defensive Lineman Freshman	Jordan Ta'amu, Ole Miss Ronnie Harrison, Alabama/Anthony Sherrils, Missouri JK Scott, Alabama Braden Smith, Auburn Josiah Coatney, Ole Miss DK Metcalf, Ole Miss/Aidan Marshall, Auburn
Nov. 11	Offensive Defensive Special Teams Offensive Lineman Defensive Lineman Freshman	Kerryon Johnson, Auburn Devin White, LSU Daniel Carlson, Auburn Casey Dunn, Auburn Denzil Ware, Kentucky/ Marcell Frazier, Missouri Nick Starkel, Texas A&M/Larry Rountree III, Missouri
Nov. 18	Offensive Defensive Special Teams Offensive Lineman Defensive Lineman Freshman	Nick Chubb, Georgia Derrick Tucker, Texas A&M Zach Von Rosenberg, LSU JC Hassenauer, Alabama Montez Sweat, Mississippi State/Marcell Frazier, Missouri Albert Okwuegbunam, Missouri
Nov. 23-25	Offensive Defensive Special Teams Offensive Lineman Defensive Lineman Freshman	Jarrett Stidham, Auburn/Drew Lock, Missouri Devin White, LSU Gary Wunderlich, Ole Miss Greg Little, Ole Miss/Bruno Reagan, Vanderbilt Nick Coe, Auburn Jake Fromm, Georgia

## 2018

Sept. 1	Offensive Defensive Special Teams Offensive Lineman Defensive Lineman Freshman	Scottie Phillips, Ole Miss Darrell Williams, Auburn/ Jacob Phillips, LSU Luke Logan, Ole Miss/ Cole Tracy, LSU Greg Little, Ole Miss Nick Coe, Auburn/ Quinnen Williams, Alabama Jaylen Waddle, Alabama
Sept. 8	Offensive Defensive Special Teams Offensive Lineman Defensive Lineman Freshman	Kylin Hill, Mississippi State Josh Allen, Kentucky Rodrigo Blankenship, Georgia Jervontius "Bunchy" Stallings, Kentucky Montez Sweat, Mississippi State Bryce Thompson, Tennessee
Sept. 15	Offensive Defensive Special Teams Offensive Lineman Defensive Lineman Freshman	Joe Burrow, LSU Christian Miller, Alabama Cole Tracy, LSU Elgton Jenkins, Mississippi State Jabari Zuniga, Florida Jalen Knox, Missouri
Sept. 22	Offensive Defensive Special Teams Offensive Lineman Defensive Lineman Freshman	Tua Tagovailoa, Alabama Josh Allen, Kentucky Noah Igbinoghene, Auburn Jervontius "Bunchy" Stallings, Kentucky Isaiah Buggs, Alabama/ Javon Kinlaw, South Carolina Dameon Pierce, Florida
Sept. 29	Offensive Defensive Special Teams Offensive Lineman Defensive Lineman Freshman	Joe Burrow, LSU Josh Allen, Kentucky Braden Mann, Texas A&M George Asafo-Adjei, Kentucky Jachai Polite, Florida Evan McPherson, Florida
Oct. 6	Offensive Defensive Special Teams Offensive Lineman Defensive Lineman	Nick Fitzgerald, Mississippi State Vosean Joseph, Florida Parker White, South Carolina/Braden Mann, Texas A&M Ross Pierschbacher, Alabama Montez Sweat, Mississippi State



# HONORS & ACCOLADES

	Freshman	Jaycee Horn, South Carolina
Oct. 13	Offensive Defensive Special Teams Offensive Lineman Defensive Lineman Freshman	Jordan Ta'amu, Ole Miss Jarrett Guarantano, Tennessee Devin White, LSU Cole Tracy, LSU Jedrick Wills Jr., Alabama/Kyle Phillips, Tennessee Evan McPherson, Florida
Oct. 20	Offensive Defensive Special Teams Offensive Lineman Defensive Lineman Freshman	Tua Tagovailoa, Alabama Grant Delpit, LSU Cole Tracy, LSU George Asafo-Adjei, Kentucky Nick Coe, Auburn Jalen Knox, Missouri
Oct. 27	Offensive Defensive Special Teams Offensive Lineman Defensive Lineman Freshman	Nick Fitzgerald, Mississippi State Jacob Fromm, Georgia Josh Allen, Kentucky Lynn Bowden, Kentucky Justin Skule, Vanderbilt/D.J. Wonnum, South Carolina Dylan Wonnum, South Carolina
Nov. 3	Offensive Defensive Special Teams Offensive Lineman Defensive Lineman Freshman	Drew Lock, Missouri D'Andre Swift, Georgia Quinnen Williams, Alabama Deebo Samuel, South Carolina Jonah Williams, Alabama/Andrew Thomas, Georgia/ Nick Coe, Auburn Seth Williams, Auburn
Nov. 10	Offensive Defensive Special Teams Offensive Lineman Defensive Lineman Freshman	Trayveon Williams, Texas A&M/ D'Andre Swift, Georgia Darrell Taylor, Tennessee Braden Mann, Texas A&M Jonah Williams, Alabama/ Martez Ivey, Florida Quinnen Williams, Alabama Daniel Parker, Missouri
Nov. 17	Offensive Defensive Special Teams Offensive Lineman Defensive Lineman Freshman	Drew Lock, Missouri Johnathan Abram, Mississippi State/ Josh Paschal, LB, Kentucky Luke Logan, Ole Miss Deion Calhoun, Mississippi State Dayo Obeyingbo, Vanderbilt Justin Fields, Georgia
Nov. 22-24	Offensive Defensive Special Teams Offensive Lineman Defensive Lineman Freshman	Kyle Shurmur, Vanderbilt/ Tua Tagovailoa, Alabama Jordan Elliott, Missouri/ Devin White, LSU Braden Mann, Texas A&M Erik McCoy, Texas A&M/Elgton Jenkins, Mississippi State Jeffery Simmons, Mississippi State C.J. Bolar, Vanderbilt

## 2019

Aug. 24-31	Offensive Defensive Special Teams Offensive Lineman Defensive Lineman Freshman	Joe Burrow, LSU/ Tua Tagovailoa, Alabama Jeremiah Dinson, Auburn Rodrigo Blankenship, Georgia Andrew Thomas, Georgia Jonathan Greenard, Florida/ DJ Dale, Alabama Bo Nix, Auburn
Sept. 7	Offensive Defensive Special Teams Offensive Lineman Defensive Lineman Freshman	Joe Burrow, LSU Nick Bolton, Missouri Cade York, LSU Landon Young, Kentucky/Darryl Williams, Mississippi State Marlon Davidson, Auburn Matt Corral, Ole Miss
Sept. 14	Offensive Defensive Special Teams Offensive Lineman Defensive Lineman Freshman	Tua Tagovailoa, Alabama David Reese II, Florida Connor Limpert, Arkansas Landon Dickerson, Alabama Marlon Davidson, Auburn Ryan Hilinski, South Carolina
Sept. 21	Offensive Defensive Special Teams Offensive Lineman Defensive Lineman Freshman	Joe Burrow, LSU Cale Garrett, Missouri Rodrigo Blankenship, Georgia Brett Heggie, Florida Derrick Brown, Auburn Garrett Shrader, Mississippi State
Sept. 28	Offensive Defensive Special Teams Offensive Lineman Defensive Lineman Freshman	Devonta Smith, Alabama D.J. Wonnum, South Carolina Joseph Charlton, South Carolina Mike Horton, Auburn Jeremiah Moon, Florida Bo Nix, Auburn
Oct. 5	Offensive Defensive Special Teams Offensive Lineman Defensive Lineman Freshman	Freddie Swain, Florida Cale Garrett, Missouri/Shawn Davis, DB, Florida Rodrigo Blankenship, Georgia Ben Brown, Ole Miss Derrick Brown, Auburn John Rhys Plumlee, Ole Miss

Oct. 12	Offensive Defensive Special Teams Offensive Lineman Defensive Lineman Freshman	Joe Burrow, LSU/Lynn Bowden, Kentucky Israel Mukaumu, South Carolina Jaylen Waddle, Alabama Yasir Durant, Missouri/Trey Smith, Tennessee Javon Kinlaw, South Carolina Derek Stingley Jr., LSU
Oct. 19	Offensive Defensive Special Teams Offensive Lineman Defensive Lineman Freshman	D'Andre Swift, Georgia; Buddy Johnson, Texas A&M/Jacoby Stevens, LSU Harrison Smith, Vanderbilt Alex Leatherwood, Alabama Marlon Davidson, Auburn Jacob Copeland, Florida
Oct. 26	Offensive Defensive Special Teams Offensive Lineman Defensive Lineman Freshman	Jauan Jennings, Tennessee/Lynn Bowden, Kentucky Jacoby Stevens, LSU/Daniel Bituli, Tennessee Matt Duffy, Kentucky Brandon Kennedy, Tennessee Calvin Taylor, Kentucky D.J. Williams, RB, Auburn
Nov. 2	Offensive Defensive Special Teams Offensive Lineman Defensive Lineman Freshman	Kylin Hill, Mississippi State Bryce Thompson, Tennessee Rodrigo Blankenship, Georgia Andrew Thomas, Georgia Derrick Brown, Auburn Isaiah Spiller, Texas A&M
Nov. 9	Offensive Defensive Special Teams Offensive Lineman Defensive Lineman Freshman	Joe Burrow, LSU/Clyde Edwards-Helaire, LSU Daniel Bituli, Tennessee Rodrigo Blankenship, Georgia Ben Cleveland, Georgia Jonathan Greenard, Florida John Rhys Plumlee, Ole Miss/Mohamoud Diabate, Florida
Nov. 16	Offensive Defensive Special Teams Offensive Lineman Defensive Lineman Freshman	Ja'Marr Chase, LSU Monty Rice, Georgia Jake Camarda, Georgia Colton Prater, Texas A&M/Drake Jackson, Kentucky Jonathan Greenard, Florida John Rhys Plumlee, Ole Miss
Nov. 23	Offensive Defensive Special Teams Offensive Lineman Defensive Lineman Freshman	Jarrett Guarantano, Tennessee Jacoby Stevens, LSU Rodrigo Blankenship, Georgia Trey Smith, Tennessee Marlon Davidson, Auburn Maurice Hampton, LSU
Nov. 28-30	Offensive Defensive Special Teams Offensive Lineman Defensive Lineman Freshman	Lynn Bowden, Kentucky Zakoby McClain, Auburn Anders Carlson, Auburn Darryl Williams, Mississippi State Jonathan Greenard, Florida Eric Gray, Tennessee

## 2020

Sept. 26	Offensive Defensive Special Teams Offensive Lineman Defensive Lineman Freshman	K.J. Costello, Mississippi State Ventrell Miller, Florida Jake Camarda, Georgia Brett Heggie, Florida Deandre Johnson, Tennessee Jaylin Simpson, Auburn
Oct. 3	Offensive Defensive Special Teams Offensive Lineman Defensive Lineman Freshman	Mac Jones, Alabama Bumper Pool, Arkansas; Joe Foucha, Arkansas Mac Brown, Ole Miss Ben Cleveland, Georgia Zachary Carter, Florida Malachi Moore, Alabama
Oct. 10	Offensive Defensive Special Teams Offensive Lineman Defensive Lineman Freshman	Kellen Mond, Texas A&M; Najee Harris, Alabama Jordan Wright, Kentucky Max Duffy, Kentucky Sadarius Hutcherson, South Carolina Azeez Ojulari, Georgia Connor Bazelak, Missouri
Oct. 17	Offensive Defensive Special Teams Offensive Lineman Defensive Lineman Freshman	Mac Jones, Alabama Grant Morgan, Arkansas; Jaycee Horn, South Carolina Kai Kroeger, South Carolina Landon Young, Kentucky Jayden Peevy, Texas A&M Hudson Clark, Arkansas
Oct. 24	Offensive Defensive Special Teams Offensive Lineman Defensive Lineman Freshman	Mac Jones, Alabama; Seth Williams, Auburn Nick Bolton, Missouri Trey Palmer, LSU Case Cook, Missouri BJ Ojulari, LSU Tank Bigsby, Auburn
Oct. 31	Offensive	Matt Corral, Ole Miss



# HONORS & ACCOLADES

	Defensive Special Teams Offensive Lineman Defensive Lineman Freshman	Richard LeCounte, Georgia Jake Camarda, Georgia Carson Green, Texas A&M Derick Hall, Auburn Malachi Moore, Alabama
Nov. 7	Offensive Defensive Special Teams Offensive Lineman Defensive Lineman Freshman	Kyle Trask, Florida Jalen Catalon, Arkansas Evan McPherson, Florida Dan Moore Jr., Texas A&M Marquiss Spencer, Mississippi State Devon Achane, Texas A&M
Nov. 14	Offensive Defensive Special Teams Offensive Lineman Defensive Lineman Freshman	Kyle Trask, Florida; Matt Corral, Ole Miss Jamin Davis, Kentucky Chance Poore, Kentucky Landon Young, Kentucky; Nick Broeker, Ole Miss Zachary Carter, Florida J.J. Weaver, Kentucky
Nov. 21	Offensive Defensive Special Teams Offensive Lineman Defensive Lineman Freshman	DeVonta Smith, Alabama; JT Daniels, Georgia Smoke Monday, Auburn Grant McKinniss, Missouri Nick Brahms, Auburn; Nick Broeker, Ole Miss Andre Anthony, LSU; Kyree Campbell, Florida Jermaine Burton, Georgia
Nov. 28	Offensive Defensive Special Teams Offensive Lineman Defensive Lineman Freshman	Mac Jones, Alabama; Matt Corral, Ole Miss Buddy Johnson, Texas A&M Kadarius Toney, Florida; Sarah Fuller, Vanderbilt Ben Cleveland, Georgia DeMarvinLeal, Texas A&M; Kyree Campbell, Florida Connor Bazelak, Missouri
Dec. 5	Offensive Defensive Special Teams Offensive Lineman Defensive Lineman Freshman	DeVonta Smith, Alabama Ventrell Miller, Florida Harrison Mevis, Missouri Ryan McCollum, Texas A&M Phil Hoskins, Kentucky Connor Bazelak, Missouri
Dec. 12	Offensive Defensive Special Teams Offensive Lineman Defensive Lineman Freshman	Max Johnson, LSU Bryce Thompson, Tennessee; Eric Stokes, Georgia Cade York, LSU; DeVonta Smith, Alabama Alex Leatherwood, Alabama Derick Hall, Auburn Tank Bigsby, Auburn

## 2021

Sept. 7	Offensive Defensive Special Teams Offensive Lineman Defensive Lineman Freshman	Bryce Young, Alabama Christopher Smith, Georgia Will Reichard, Alabama Kenyon Green, Texas A&M; Luke Fortner, Kentucky Jordan Davis, Georgia; Zachary Carter, Florida Debo Williams, South Carolina; Caden Costa, Ole Miss
Sept. 13	Offensive Defensive Special Teams Offensive Lineman Defensive Lineman Freshman	Chris Rodriguez Jr., Kentucky; Stetson Bennett, Georgia Hayden Henry, Arkansas Parker White, South Carolina; Joseph Bulovas, Vanderbilt Charles Cross, Mississippi State Jayden Peevy, Texas A&M Cam Little, Arkansas
Sept. 20	Offense Defense Special Teams Offensive Lineman Defensive Lineman Freshman	Matt Corral, Ole Miss Will Anderson, Alabama; Nolan Smith, Georgia Nik Constantinou, Texas A&M Jeremy James, Ole Miss; Ricky Stromberg, Arkansas BJ Ojulari, LSU Adonais Mitchell, Georgia
Sept. 27	Offense Defense Special Teams Offensive Lineman Defensive Lineman Freshman	Emory Jones, Florida; Treyton Burks, Arkansas Damone Clark, LSU Jameson Williams, Alabama Luke Fortner, Kentucky Tre Williams, Arkansas Brock Bowers, Georgia
Oct. 4	Offense Defense Special Teams Offensive Lineman Defensive Lineman Freshman	Brian Robinson, Alabama; Will Rogers, Mississippi State; Bo Nix, Auburn Jacquez Jones, Kentucky; Will Anderson, Alabama Joe Bulovas, Vanderbilt; Josh Paschal, Kentucky Cade Mays, Tennessee Devonte Wyatt, Georgia Len'Neth Whitehead, Tennessee; Jarquez Hunter, Auburn
Oct. 11	Offense Defense Special Teams Offensive Lineman Defensive Lineman Freshman	Zach Calzada, Texas A&M Brandon Turnage, Tennessee Devon Achane, Texas A&M Nick Broeker, Ole Miss; Eli Cox, Kentucky Tyree Johnson, Texas A&M; Octavious Oxendine, Kentucky Ladd McConkey, Georgia
Oct. 18	Offense Defense Special Teams	Ty Davis-Price, LSU; Matt Corral, Ole Miss Will Anderson Jr., Alabama Kai Kroeger, South Carolina

	Offensive Lineman Defensive Lineman Freshman	Kenyon Green, Texas A&M Colby Wooden, Auburn; Jalen Carter, Georgia Brock Bowers, Georgia
Oct. 25	Offense Defense Special Teams Offensive Lineman Defensive Lineman Freshman	Bryce Young, Alabama Chance Campbell, Ole Miss Ainias Smith, Texas A&M Kenyon Green, Texas A&M; Charles Cross, Mississippi State Sam Williams, Ole Miss; Tyree Johnson, Texas A&M RaRa Thomas, Mississippi State
Nov. 1	Offense Defense Special Teams Offensive Lineman Defensive Lineman Freshman	Will Rogers, Mississippi State; Tyler Badie, Missouri Zakoby McClain, Auburn; Nolan Smith, Georgia Harrison Mevis, Missouri LaQuinston Sharp, Mississippi State Colby Wooden, Auburn Trevin Wallace, Kentucky
Nov. 8	Offense Defense Special Teams Offensive Lineman Defensive Lineman Freshman	Hendon Hooker, Tennessee Will Anderson Jr., Alabama Seth Small, Texas A&M; Parker White, South Carolina Cade Mays, Tennessee Tyree Johnson, Texas A&M Cam Little, Arkansas
Nov. 15	Offense Defense Special Teams Offensive Lineman Defensive Lineman Freshman	Will Rogers, Mississippi State Channing Tindall, Georgia Cam Little, Arkansas Caleb Warren, Ole Miss; Darian Kinnard, Kentucky Isaiah McGuire, Missouri Caleb Warren, Ole Miss
Nov. 22	Offense Defense Special Teams Offensive Lineman Defensive Lineman Freshman	Bryce Young, Alabama Henry To'oTo'o, Alabama Velus Jones Jr., Tennessee; Harrison Mevis, Missouri Caleb Warren, Ole Miss; Jovaughn Gwyn, South Carolina Sam Williams, DL, Ole Miss; Trai Jones, FB, South Carolina.
Nov. 29	Offense Defense Special Teams Offensive Lineman Defensive Lineman Freshman	Treyton Burks, WR, Arkansas Damone Clark, LSU; Will Anderson, Alabama Cade York, LSU Darian Kinnard, Kentucky Trajan Jeffcoat, Missouri Jaylen Wright, Tennessee

## 2022

Sept. 6	Offense Defense Special Teams Offensive Lineman Defensive Lineman Freshman	Anthony Richardson, Florida Christopher Smith, Georgia; Bumper Pool, Arkansas Barion Brown, Kentucky Darian Dalcourt, Alabama; LaQuinston Sharp, Mississippi State Brenton Cox Jr., Florida; Jordan Domineck, Arkansas Jayden McGowan, Vanderbilt
Sept. 12	Offense Defense Special Teams Offensive Lineman Defensive Lineman Freshman	Hendon Hooker, Tennessee Jordan Wright, Kentucky; Drew Sanders, Arkansas Will Reichard, Alabama Ricky Stromberg, Arkansas; LaQuinston Sharp, Mississippi State Byron Young, Tennessee Dane Key, Kentucky
Sept. 19	Offense Defense Special Teams Offensive Lineman Defensive Lineman Freshman	Brock Bowers, Georgia Jay Ward, LSU Nik Constantinou, Texas A&M Nick Broeker, Ole Miss BJ Ojulari, LSU AJ Swann, Vanderbilt
Sept. 26	Offense Defense Special Teams Offensive Lineman Defensive Lineman Freshman	Hendon Hooker, Tennessee Antonio Johnson, Texas A&M; Will Anderson Jr., Alabama Jack Podlesny, Georgia Javontez Spraggins, Tennessee Derick Hall, Auburn Barion Brown, Kentucky; Quinshon Judkins, Ole Miss
Oct. 3	Offense Defense Special Teams Offensive Lineman Defensive Lineman Freshman	Jahmyr Gibbs, Alabama Emmanuel Forbes, Mississippi State Jack Podlesny, Georgia; Harrison Mevis, Missouri Micah Pettus, Ole Miss BJ Ojulari, LSU Barion Brown, Kentucky; Quinshon Judkins, Ole Miss
Oct. 10	Offense Defense Special Teams Offensive Lineman Defensive Lineman Freshman	Will Rogers, Mississippi State; Jonathan Mingo, Ole Miss Emmanuel Forbes, Mississippi State Chase McGrath, Tennessee Jovaughn Gwyn, South Carolina Byron Young, Tennessee Branson Robinson, Georgia
Oct. 17	Offense Defense Special Teams Offensive Lineman Defensive Lineman	Jalin Hyatt, Tennessee DeAndre Square, Kentucky; Hudson Clark, Arkansas Chase McGrath, Tennessee Will Campbell, LSU; Darnell Wright, Tennessee Jared Ivey, Ole Miss

# HONORS & ACCOLADES

	Freshman	Quinshon Judkins, Ole Miss
Oct. 24	Offense Defense Special Teams Offensive Lineman Defensive Lineman Freshman	Jayden Daniels, LSU Darius Rush, South Carolina Xavier Legette, KR, South Carolina Jerome Carvin, Tennessee Mekhi Wingo, LSU Luther Burden III, Missouri; Harold Perkins, LSU
Oct. 31	Offense Defense Special Teams Offensive Lineman Defensive Lineman Freshman	Brock Bowers, Georgia; Raheim Sanders, Arkansas Chris Smith, Georgia Reid Bauer, Arkansas Nick Broeker, Ole Miss Isaiah McGuire, Missouri Quinshon Judkins, Ole Miss
Nov. 7	Offense Defense Special Teams Offensive Lineman Defensive Lineman Freshman	Stetson Bennett, Georgia; Jayden Daniels, LSU Harold Perkins, LSU Kai Kroeger, South Carolina; Lideatrick Griffin, Mississippi State O'Cyrus Torrence, Florida Jalen Carter, Georgia Mason Taylor, LSU; Malaki Starks, Georgia
Nov. 14	Offense Defense Special Teams Offensive Lineman Defensive Lineman Freshman	Hendon Hooker, Tennessee; Mike Wright, Vanderbilt Harold Perkins, LSU Will Reichard, Alabama Cooper Mays, Tennessee; O'Cyrus Torrence, Florida Byron Young, Alabama; Colby Wooden, Auburn Trevor Etienne, Florida
Nov. 21	Offense Defense Special Teams Offensive Lineman Defensive Lineman Freshman	Spencer Rattler, South Carolina; Raheim Sanders, Arkansas Drew Sanders, Arkansas Jack Podlesny, Georgia; Wesley Schelling, Vanderbilt Jaylen Nichols, South Carolina; Ricky Stromberg, Arkansas Nazir Stackhouse, Georgia Quinshon Judkins, Ole Miss
Nov. 28	Offense Defense Special Teams Offensive Lineman Defensive Lineman Freshman	Devon Achane, Texas A&M Marcellas Dial, South Carolina; Demani Richardson, Texas A&M Kai Kroeger, South Carolina; Wesley Schelling, Vanderbilt LaQuinston Sharp, Mississippi State Roman Harrison, Tennessee; Deone Walker, Kentucky Conner Weigman, Texas A&M; Dylan Sampson, Tennessee



# COACHES

## SEC COACHES' RECORDS

### ALABAMA

Coach	Tenure	Conference		Overall	
		W - L - T		W - L - T	
E.B. Beaumont	1892	-	-	2-2-0	-
Eli Abbott	1893-95, 1902	-	-	7-12-0	-
Otto Wagonhurst	1896	-	-	2-1-0	-
Allen McCants	1897	-	-	1-0-0	-
W.A. Martin	1899	-	-	3-1-0	-
M. Griffin	1900	-	-	2-3-0	-
M.H. Harvey	1901	-	-	2-1-2	-
W.B. Blount	1903-04	-	-	10-7-0	-
Jack Leavenworth	1905	-	-	6-4-0	-
J.W.H. Pollard	1906-09	-	-	20-4-5	-
Guy Lowman	1910	-	-	4-4-0	-
D.V. Graves	1911-14	-	-	21-12-3	-
Thomas Kelly	1915-17	-	-	17-7-1	-
Xen C. Scott	1919-22	-	-	29-9-3	-
Wallace Wade	1923-30	-	-	61-13-3	-
Frank Thomas	1931-46	-	-	115-24-7	-
Harold (Red) Drew	1947-54	59-16-6	33-21-7	54-29-7	3-18-1
J. B. Whitworth	1955-57	3-18-1	4-24-2	232-46-9	14-9-1
Paul (Bear) Bryant	1958-82	137-28-5	232-46-9	32-15-1	14-6-0
Ray Perkins	1983-86	14-9-1	32-15-1	26-10-0	#62-25-0
Bill Curry	1987-89	14-6-0	26-10-0	24-23-0	10-6
Gene Stallings	1990-96	#38-16-0	#62-25-0	17-8	13-19
Mike DuBose	1997-2000	16-16-0	24-23-0	26-14	0-0
Dennis Franchione	2001-02	10-6	17-8	0-1	2007-
Mike Shula	2003-06	13-19	26-14	109-18	
Joe Kines&	2006	0-0	0-1		
Nick Saban	2007-	109-18	189-27		

# - Indicates forfeits imposed on Alabama by NCAA  
 & - Interim head coach for 2006 Independence Bowl

### ARKANSAS

Coach	Tenure	Conference		Overall	
		W - L - T		W - L - T	
John C. Futrall	1894-96	-	-	5-2-0	-
B.N. Wilson	1897-98	-	-	4-1-1	-
Colbert Searles	1899-1900	-	-	5-2-2	-
Charles Thomas	1901-02	-	-	9-8-0	-
D.A. McDaniel	1903	-	-	3-4-0	-
A.D. Brown	1904-05	-	-	6-9-0	-
F.C. Longman	1906-07	-	-	5-8-3	-
Hugo Bezdek	1908-12	-	-	29-13-1	-
E.T. Pickering	1913-14	-	-	11-7-0	-
T.T. McConnell	1915-16	1-3-0	8-6-1	3-4-0	-
Norman Paine	1917-18	0-2-1	8-3-1	3-4-0	-
J.B. Craig	1919	1-2-0	3-4-0	8-5-3	-
G.W. McLaren	1920-21	4-1-1	8-5-3	42-20-3	-
Francis Schmidt	1922-28	14-13-2	42-20-3	56-61-1	-
Fred Thomsen	1929-41	26-42-3	56-61-1	3-7-0	-
George Cole	1942	0-6-0	3-7-0	2-7-0	-
John Tomlin	1943	1-4-0	2-7-0	8-12-1	-
Glen Rose	1944-45	3-7-1	8-12-1	22-17-3	-
John Barnhill	1946-49	10-13-1	22-17-3	9-21-0	-
Otis Douglas	1950-52	4-14-0	9-21-0	11-10-0	-
Bowden Wyatt	1953-54	7-5-0	11-10-0	17-12-1	-
Jack Mitchell	1955-57	8-9-1	17-12-1	144-58-5	-
Frank Broyles	1958-76	91-35-5	144-58-5	60-21-2	-
Lou Holtz	1977-83	37-18-1	60-21-2	55-17-1	-
Ken Hatfield	1984-89	36-10-0	55-17-1	9-15-0	-
Jack Crowe	1990-91	6-10-0	9-15-0	3-6-1	-
Joe Kines#	1992	3-4-1	3-6-1	75-48	-
Danny Ford	1993-97	•16-23-1	•26-30-1	0-1	-
Houston Nutt	1998-07	42-38	75-48	34-17	-
%Reggie Herring	2008	0-0	0-1	4-8	-
Bobby Petrino	2008-2011	17-15	34-17	29-34	-
John L. Smith	2012	2-6	4-8	4-18	-
Bret Bielema	2013-17	11-29	29-34	0-2	-
Chad Morris	2018-19	0-14	4-18	19-17	-
^Barry Lunney Jr.	2019	0-2	0-2		-
Sam Pittman	2020-	10-16	19-17		-

# - Interim head coach after first game of 1992 season.  
 % - Interim head coach for 2008 Cotton Bowl.  
 \* - Southwest Conference 1915-1991  
 • - Indicates game forfeited to Arkansas  
 ^ - Interim head coach for final two games of 2019 season

### AUBURN

Coach	Tenure	Conference		Overall	
		W - L - T		W - L - T	
Dr. George Petrie	1892	-	-	2-2-0	-
G.H. Harvey, D.M. Balliet	1893	-	-	3-0-2	-
F.M. Hall	1894	-	-	1-3-0	-
John Heisman	1895-99	-	-	12-4-2	-
Billy Watkins	1900-01	-	-	6-3-1	-
R.S. Kent	1902	-	-	2-2-1	-
Mike Harvey	1902	-	-	0-2-0	-
Billy Bates	1903	-	-	4-3-0	-
Mike Donahue	1904-06, 1908-22	-	-	99-35-5	-
W.S. Kienholz	1907	-	-	6-2-1	-
Boozier Pitts	1923-24; 1927	-	-	7-11-6	-
Dave Morey	1925-27	-	-	10-10-1	-
George Bohlmer	1928-29	-	-	3-11-0	-
John Floyd	1929	-	-	0-4-0	-
Chet Wynne	1930-33	2-2-0	22-15-2	48-37-10	-
Jack Meagher	1934-42	26-25-7	48-37-10	15-22-0	-
Carl Voyles	1944-47	4-17-0	15-22-0	3-22-4	-
Earl Brown	1948-50	2-18-2	3-22-4	176-83-6	-
Ralph (Shug) Jordan	1951-75	98-63-4	176-83-6	29-25-1	-
Doug Barfield	1976-80	15-14-1	29-25-1	99-39-4	-
Pat Dye	1981-92	48-27-1	99-39-4	47-17-1	-
Terry Bowden	1993-98	30-14-1	47-17-1	2-3	-
#Bill Oliver	1998	0-3	2-3	85-40	-
Tommy Tuberville	1999-08	51-29	85-40	33-19	-
Gene Chizik	2009-12	15-17	33-19	68-35	-
Gus Malzahn	2013-20	39-27	68-35	0-1	-
^Kevin Steele	2020	0-1	0-1	9-12	-
Bryan Harsin	2021-22	4-9	9-12	1-2	-
*Carnell Williams	2022	1-2	2-2		-

# - Interim head coach after sixth game of 1998 season.  
 ^ - Interim head coach for 2021 Citrus Bowl  
 \* - Interim head coach for final four games of 2022 season

### FLORIDA

Coach	Tenure	Conference		Overall	
		W - L - T		W - L - T	
Jack Forsythe	1906-08	-	-	14-6-2	-
G.E. Pyle	1909-13	-	-	26-7-3	-
Charles McCoy	1914-16	-	-	9-10-0	-
A.L. Busser	1917-19	-	-	7-8-0	-
William Kline	1920-22	-	-	19-8-2	-
Gen. VanFleet	1923-24	-	-	12-3-4	-
H.L. Sebring	1925-27	-	-	17-11-2	-
Charles Bachman	1928-32	-	-	27-18-3	-
D.K. (Dutch) Stanley	1933-35	5-11-1	14-13-2	17-24-2	-
Josh Cody	1936-39	6-14-2	17-24-2	20-26-1	-
Tom Lieb	1940-45	5-15-1	20-26-1	13-24-2	-
Ray (Bear) Wolf	1946-49	2-17-2	13-24-2	54-41-6	-
Bob Woodruff	1950-59	29-32-2	54-41-6	70-31-4	-
Ray Graves	1960-69	36-19-3	70-31-4	58-42-2	-
Doug Dickey	1970-78	28-28-1	58-42-2	33-26-2	-
Charley Pell	1979-84	14-16-1	33-26-2	37-16-1	-
Galen Hall*	1984-88	24-14-0	37-16-1	3-4-0	-
Gary Darnell#	1989	2-2-0	3-4-0	122-27-1	-
Steve Spurrier	1990-2001	82-12	122-27-1	23-14	-
Ron Zook	2002-04	16-8	23-14	0-1	-
Charlie Strong&	2004	0-0	0-1	65-15	-
Urban Meyer	2005-2010	36-12	65-15	28-21	-
Will Muschamp	2011-14	17-15	28-21	0-1	-
D.J. Durkin ^	2014	0-0	0-1	22-12	-
Jim McElwain	2015-17	16-6	22-12	1-3	-
Randy Shannon%	2017	0-2	1-3	34-15	-
Dan Mullen	2018-21	21-13	34-15	1-1	-
Greg Knox@	2021	0-0	1-1	6-7	-
Billy Napier	2022-	3-5	6-7		-

\* - Replaced Charley Pell after third game of the 1984 season  
 # - Interim head coach after fifth game of 1989 season  
 & - Interim head coach for 2004 Peach Bowl  
 ^ - Interim head coach for 2015 Birmingham Bowl  
 % - Replaced Jim McElwain after seventh game of 2017 season  
 @ - Interim head coach for final two games of the 2021 season

## GEORGIA

Coach	Tenure	Conference		Overall
		W - L - T	W - L - T	
Dr. Charles Herty	1892	-	1-1-0	
Ernest Brown	1893	-	2-2-1	
Robert Winston	1894	-	5-1-0	
Glenn "Pop" Warner	1895-96	-	7-4-0	
Charles McCarthy	1897-98	-	6-3-0	
Gordon Saussy	1899	-	2-3-1	
E.E. Jones	1900	-	2-4-0	
Billy Reynolds	1901-02	-	5-7-3	
M.M. Dickinson	1903, 1905	-	4-9-0	
Charles A. Barnard	1904	-	1-5-0	
W.S. Whitney	1906-07	-	6-7-2	
Branch Bocock	1908	-	5-2-1	
J. Coulter, Frank Dobson	1909	-	1-4-2	
W.A. Cunningham	1910-19	-	43-18-9	
H.J. Stegeman	1920-22	-	20-6-3	
George Woodruff	1923-27	-	30-16-1	
Harry Mehre	1928-37	12-12-2	59-34-6	
Joel Hunt	1938	1-2-1	5-4-1	
Wallace Butts	1939-60	67-60-5	140-86-9	
Johnny Griffith	1961-63	6-12-1	10-16-4	
Vince Dooley	1964-88	105-41-4	201-77-10	
Ray Goff	1989-95	24-28-0	46-34-1	
Jim Donnan	1996-2000	25-15-0	40-19	
Mark Richt	2001-2015	83-37	145-51	
Bryan McClendon ^	2015	0-0	1-0	
Kirby Smart	2016-	48-9	81-15	

^ - Interim head coach for 2016 TaxSlayer Bowl

## KENTUCKY

Coach	Tenure	Conference		Overall
		W - L - T	W - L - T	
Unknown	1891	-	1-1-0	
A.M. Miller	1892	-	2-4-1	
John A. Thompson	1892-93	-	5-2-1	
W.P. Finney	1894	-	5-2-0	
Charles Mason	1895	-	4-5-0	
Dudley Short	1896	-	3-6-0	
Lyman B. Eaton	1897	-	2-4-0	
W.R. Bass	1898-99	-	12-2-2	
W.H. Kiler	1900-01	-	6-12-1	
E.W. McLeod	1902	-	3-5-1	
C.A. Wright	1903	-	7-1-0	
F.E. Schact	1904	-	15-4-1	
J. White Guyn	1906-08	-	17-7-1	
R. Sweetland	1909-10, 1912	-	23-5-0	
P.P. Douglass	1911	-	7-3-0	
Alpha Brumage	1913-14	-	11-5-0	
J.J. Tigert	1915-16	-	10-2-3	
S.A. Boles	1917	-	3-5-1	
Andy Gill	1918-19	-	5-5-1	
W.J. Juneau	1920-22	-	13-10-2	
J. Winn	1923	-	4-3-2	
Fred J. Murphy	1924-26	-	12-14-1	
Harry Gammage	1927-33	2-3-0	32-25-5	
Chet Wynne	1934-37	5-14-0	20-19-0	
A.D. Kirwan	1938-44	4-22-3	24-28-4	
Bernie Shively	1945	0-5-0	2-8-0	
Paul (Bear) Bryant	1946-53	22-18-4	60-23-5	
Blanton Collier	1954-61	21-34-3	41-36-3	
Charlie Brandshaw	1962-68	12-30-2	25-41-4	
John Ray	1969-72	4-24-0	10-33-0	
Fran Curci	1973-81	25-30-0	47-51-2	
Jerry Claiborne	1982-89	13-37-0	41-46-3	
Bill Curry	1990-96	14-40-0	26-52-0	
Hal Mumme	1997-2000	10-22-0	20-26	
Guy Morriss	2001-02	4-12	9-14	
Rich Brooks	2003-2009	16-40	39-47	
Joker Phillips	2010-12	4-20	13-24	
Mark Stoops	2013-	32-50	66-59	

## LSU

Coach	Tenure	Conference		Overall
		W - L - T	W - L - T	
Dr. Charles E. Coates	1893	-	0-1-0	
Albert P. Simmons	1894-95	-	5-1-0	
Allen W. Jeardeau	1896-97	-	7-1-0	
Edmond A. Chavanne	1898, 1900	-	3-2-0	
John P. Gregg	1899	-	3-2-0	
W.S. Boreland	1901-03	-	15-7-0	
D.A. Killian	1904-06	-	8-6-2	
Edgar R. Wingard	1907-08	-	17-3-0	
Joe G. Pritchard	1909	-	4-1-0	
John W. Mayhew	1910	-	3-6-0	
James K. Dwyer	1911-13	-	16-7-2	
E.T. McDonald	1914-16	-	14-7-1	
Dana X. Bible	1916	-	1-0-2	
Wayne Sutton	1917	-	3-5-0	
Irving R. Pray	1916, 1919, 1922	-	11-9-0	
Branch Bocock	1920-21	-	11-4-2	
Mike Donahue	1923-27	-	23-19-3	
Russ Cohen	1928-31	-	23-13-1	
Biff Jones	1932-34	7-2-2	20-5-6	
Bernie H. Moore	1935-47	23-28-4	83-39-6	
Gaynell Tinsley	1948-54	17-25-6	35-34-6	
Paul F. Dietzel	1955-61	26-16-2	46-23-3	
Charlie McClendon	1962-79	62-38-0	137-59-7	
Jerry Stovall	1980-83	9-13-2	22-21-2	
Bill Arnsperger	1984-86	13-3-2	26-8-2	
Mike Archer	1987-90	15-12-0	27-18-1	
Curley Hallman	1991-94	10-23-0	16-28-0	
Gerry DiNardo	1995-	18-20-1	32-24-1	
#Hal Hunter	1999	1-0	1-0	
Nick Saban	2000-04	28-12	48-16	
Les Miles	2005-16	62-28	114-34	
Ed Orgeron^	2016-21	31-17	51-20	
Brad Davis*	2021	0-0	0-1	
Brian Kelly	2022	6-2	10-4	

# - Served as interim head coach last game of season

^ - Served as interim head coach for seven games of the 2016 season

\* - Interim head coach for the final game of the 2021 season

## OLE MISS

Coach	Tenure	Conference		Overall
		W - L - T	W - L - T	
Dr. A.L. Bondurant	1893	-	4-1-0	
C.D. Clark	1894	-	6-1-0	
H.L. Fairbanks	1895	-	2-1-0	
J.W. Holister	1896	-	1-2-0	
T.G. Scarbrough	1898	-	1-1-0	
W.H. Lyon	1899	-	3-4-0	
Z.N. Estes, Jr.	1900	-	0-3-0	
Daniel Martin, William Shibley	1901	-	2-4-0	
Daniel Martin	1902	-	4-3-0	
Mike Harvey	1903-04	-	6-4-1	
T.S. Hammond	1906	-	4-2-0	
Frank Mason	1907	-	0-6-0	
Frank Kyle	1908	-	3-5-0	
Dr. N.P. Stauffer	1909-11	-	17-7-2	
Leo DeTray	1912	-	5-3-0	
William Driver	1913-14	-	11-7-2	
Fred Robbins	1915-16	-	5-12-0	
C.R. (Dudy) Noble	1917-18	-	2-7-1	
R.L. Sullivan	1919-21	-	11-13-0	
R.A. Cowell	1922-23	-	8-11-1	
Chester Barnard	1924	-	4-5-0	
Homer Hazel	1925-29	-	21-22-3	
Ed. L. Walker	1930-37	7-13-3	38-38-8	
Harry Mehre	1938-45	15-17-1	39-26-1	
Harold (Red) Drew	1946	1-6-0	2-7-0	
John Vaught	1947-70, 73	106-41-10	190-60-12	
Billy Kinard	1971-73	6-7-0	16-9-0	
Ken Cooper	1974-77	12-14-0	21-23-0	
Steve Sloan	1978-82	8-18-1	20-34-1	
Billy Brewer	1983-93	#34-40-0	68-54-3	
Joe Lee Dunn	1994	2-6-0	4-7-0	
Tommy Tuberville	1995-1998	12-20-0	25-20-0	
*David Cutcliffe	1998-2004	25-23	44-29	
Ed Orgeron	2005-2007	3-21	10-25	
Houston Nutt	2008-2011	#9-22	#18-26	
Hugh Freeze	2012-16	#6-21	#12-25	
Matt Luke	2017-19	10-18	15-21	
Lane Kiffin	2020-	14-11	23-13	

# - Indicates games forfeited or vacated by NCAA

\* - Named head coach prior to 1998 Independence Bowl



# COACHES

## MISSISSIPPI STATE

Coach	Tenure	Conference		Overall	
		W - L - T		W - L - T	
Dr. Charles Herty	1892	-	-	1-1-0	-
W.M. Matthews	1895	-	-	0-2-0	-
J.B. Hildebrand	1896	-	-	0-4-0	-
L.B. Harvey	1901	-	-	2-2-1	-
L. Gwinn	1902	-	-	1-4-1	-
Dan Martin	1903-06	-	-	10-11-3	-
Fred Furman	1907-08	-	-	9-7-0	-
W.D. Chadwick	1909-13	-	-	29-12-2	-
E.C. Hayes	1914-16	-	-	15-8-2	-
Sid Robinson	1917-19	-	-	15-5-0	-
Fred Holtkamp	1920-21	-	-	9-7-1	-
C.R. (Dudy) Noble	1922	-	-	3-4-2	-
Earl Able	1923-24	-	-	10-6-2	-
Bernie Bierman	1925-26	-	-	8-8-1	-
J.W. Hancock	1927-29	-	-	8-12-4	-
Chris Cagle	1930	-	-	2-7-0	-
Ray Dauber	1931-32	-	-	5-11-0	-
Ross McKechnie	1933-34	1-10-1	-	7-12-1	-
Ralph Sasse	1935-37	8-7-0	-	20-10-2	-
Emerson (Spike) Nelson	1938	1-4-0	-	4-6-0	-
Allyn McKeen	1939-48	29-16-2	-	65-19-3	-
Arthur (Slick) Morton	1949-51	5-15-0	-	8-18-1	-
Murray Warmath	1952-53	6-5-3	-	10-6-3	-
Darrell Royal	1954-55	7-7-0	-	12-8-0	-
Wade Walker	1956-61	8-30-2	-	22-32-2	-
Paul Davis	1962-66	9-22-2	-	20-28-2	-
Charley Shira	1967-72	5-32-1	-	16-45-2	-
Bob Tyler	1973-78	7-30-0	-	21-44-2	-
Emory Bellard	1979-85	15-27-0	-	37-42-0	-
Rockey Felker	1986-90	5-23-0	-	21-34-0	-
Jackie Sherrill	1991-2003	#43-59-1	-	#75-75-2	-
Sylvester Croom	2004-08	10-30	-	21-38	-
Dan Mullen	2009-17	33-39	-	69-46	-
Greg Knox^	2017	0-0	-	1-0	-
Joe Moorhead	2018-19	7-9	-	14-12	-
Mike Leach	2020-22	11-15	-	19-17	-
Zach Arnett	2022-	0-0	-	1-0	-

# - Indicates game forfeited to Mississippi State

^ - Interim head coach for 2017 Gator Bowl

## MISSOURI

Coach	Tenure	Conference		Overall	
		W - L - T		W - L - T	
Gary Pinkel	2012-2015	17-15	-	33-19	-
Barry Odom	2016-19	13-19	-	25-25	-
Elijah Drinkwitz	2020-	11-15	-	17-19	-

## SOUTH CAROLINA

Coach	Tenure	Conference		Overall	
		W - L - T		W - L - T	
W.A. Whaley	1896	-	-	1-3-0	-
W.P. Murphy	1897	-	-	0-3-0	-
W. Wertenbaker	1898	-	-	1-2-0	-
I.O. Hunt	1899-90	-	-	6-6-0	-
B.W. Dickson	1901	-	-	3-4-0	-
C.R. Williams	1902-03	-	-	14-3-0	-
Christie Benet	1904-05, 1908-09	-	-	14-15-3	-
Douglas McKay	1907	-	-	3-0-0	-
John H. Neff	1910-11	-	-	5-8-2	-
N.B. Edgerton	1912-15	-	-	19-13-3	-
Rice Warren	1916	-	-	3-6-0	-
Dixon Foster	1917, 1991	-	-	4-12-1	-
Frank Dobson	1918	-	-	2-1-1	-
Sol Metzger	1920-24	-	-	26-18-2	-
Branch Bocock	1925-26	-	-	13-7-0	-
Harry Lightsey	1927	-	-	4-5-0	-
Billy Lavall	1928-34	5-3-0	-	39-26-6	-
Don McCallister	1935-37	5-11-1	-	13-20-1	-
Rex Enright	1938-42, 1946-55	36-43-3	-	64-69-7	-
J.P. Moran	1943	2-1-0	-	5-2-0	-
William Newton	1944	1-3-0	-	3-4-2	-
Johnnie McMillan	1945	0-3-2	-	2-4-3	-
Warren Giese	1956-60	19-15-1	-	28-21-1	-
Marvin Bass	1961-65	13-18-1	-	17-29-4	-
Paul Dietzel	1966-74	18-10-1	-	42-53-1	-
Jim Carlen	1975-81	-	-	45-36-1	-
Richard Bell	1982	-	-	4-7-0	-
Joe Morrison	1983-88	-	-	39-28-2	-
Sparky Woods	1989-93	5-11-0	-	24-28-3	-
Brad Scott	1995-98	13-26-1	-	23-32-1	-
Lou Holtz	1999-2004	19-29	-	33-37	-
Steve Spurrier	2005-2015	44-40	-	86-49	-
#Shawn Elliott	2015	1-3	-	1-5	-
Will Muschamp	2016-19	17-22	-	28-30	-
^Mike Bobo	2020	0-3	-	0-3	-
Shane Beamer	2021-	7-9	-	15-11	-

# - Interim head coach for six games of 2015 season

^ - Interim head coach for final three games of 2020 season

## TENNESSEE

Coach	Tenure	Conference		Overall	
		W - L - T		W - L - T	
J.A. Pierce	1899-1900	-	-	8-4-1	-
George Kelley	1901	-	-	3-3-2	-
H.F. Fisher	1902-03	-	-	10-7-0	-
S.D. Crawford	1904	-	-	3-5-1	-
J.D. DePree	1905-06	-	-	4-11-3	-
George Levene	1907-09	-	-	15-10-3	-
Andrew A. Stone	1910	-	-	3-5-1	-
Z.G. Clevenger	1911-15	-	-	26-15-2	-
John R. Bender	1916-20	-	-	18-5-4	-
M.B. Banks	1921-25	-	-	27-15-3	-
Robert R. Neyland	1926-34, 36-40, 46-52	62-15-5	-	173-31-12	-
W. H. (Bill) Britton	1935	2-3-0	-	4-5-0	-
John H. Barnhill	1941-45	15-3-1	-	33-6-0	-
Harvey L. Robinson	1953-54	4-7-1	-	10-10-1	-
Bowden Wyatt	1955-62	29-23-4	-	49-29-4	-
Jim McDonald	1963	3-5-0	-	5-5-0	-
Doug Dickey	1964-69	21-10-4	-	46-15-4	-
Bill Battle	1970-76	22-18-1	-	59-22-4	-
Johnny Majors	1977-92	57-40-3	-	115-62-8	-
Phillip Fulmer#	1992-08	•96-34	-	•152-52	-
Lane Kiffin	2009	4-4	-	7-6	-
Derek Dooley	2010-12	5-18	-	15-21	-
% - Jim Chaney	2012	1-0	-	1-0	-
Butch Jones	2013-17	14-24	-	34-27	-
Brady Hoke^	2017	0-2	-	0-2	-
Jeremy Pruitt	2018-20	10-16	-	16-19	-
Josh Heupel	2021-	10-6	-	18-8	-

# - Interim head coach for four games of 1992 season.

• - Includes game forfeited to Tennessee

% - Interim head coach final game of 2012 season

^ - Interim head coach for final two games of 2017 season

## TEXAS A&M

Coach	Tenure	Conference		Overall	
		W - L - T		W - L - T	
Kevin Sumlin	2012-17	25-23	-	51-26	-
Jeff Banks^	2017	0-0	-	0-1	-
Jimbo Fisher	2018-	23-18	-	39-21	-

^ - Interim head coach for 2017 Belk Bowl

## VANDERBILT

Coach	Tenure	Conference		Overall	
		W - L - T		W - L - T	
Elliott H. Jones	1890-92	-	-	8-5-0	-
W.J. Keller	1893	-	-	6-1-0	-
Henry Thornton	1894	-	-	7-1-0	-
C.L. Upton	1895	-	-	5-3-1	-
R.G. Acton	1896-1898	-	-	10-7-3	-
J.L. Crane	1899-1900	-	-	11-6-1	-
W.H. Watkins	1901-02	-	-	14-2-1	-
J.H. Henry	1903	-	-	6-1-1	-
Dan McGugin	1904-17, 19-34	6-5-2	-	197-55-19	-
Ray Morrison	1935-39	15-15-1	-	25-20-2	-
H.R. (Red) Sanders	1940-42, 46-48	16-20-2	-	36-22-2	-
E.H. (Herc) Alley	1943	0-0-0	-	5-0-0	-
Doby Bartling	1944-45	2-4-0	-	6-6-1	-
W.M. (Bill) Edwards	1945-52	11-17-1	-	21-19-2	-
Arthur L. Guepe	1953-62	18-43-6	-	39-54-7	-
Jack Green	1963-66	2-19-3	-	7-29-4	-
Bill Pace	1967-72	5-27-1	-	22-38-3	-
Steve Sloan	1973-74	3-8-1	-	12-9-1	-
Fred Pancoast	1975-78	2-22-0	-	13-31-0	-
George MacIntyre	1979-85	8-33-1	-	25-52-1	-
Watson Brown	1986-90	4-29-0	-	10-45-0	-
Gerry DiNardo	1991-94	#9-22-0	-	19-25-0	-
Rod Dowhower	1995-96	1-15-0	-	4-18-0	-
Woody Widenhofer	1997-2001	4-36	-	15-40	-
Bobby Johnson	2002-	12-54	-	29-66	-
Robbie Caldwell	2010	1-7	-	2-10	-
James Franklin	2011-2013	11-13	-	24-15	-
Derek Mason	2014-20	10-46	-	27-55	-
^Todd Fitch	2020	0-1	-	0-1	-
Clark Lea	2021	2-14	-	7-17	-

# - Indicates game forfeited to Vanderbilt

^ - Interim head coach for final game of 2020 season

## SEC COACH OF THE YEAR

### NATIONAL COACH OF THE YEAR

1942	Bill Alexander, Georgia Tech (AFCA)
1956	Bowden Wyatt, Tennessee (AFCA)
1958	Paul Dietzel, LSU (AFCA, FWA)
1961	Paul "Bear" Bryant, Alabama (AFCA)
1970	Charlie McClendon, LSU (AFCA)
1971	Paul "Bear" Bryant, Alabama (AFCA)
1973	Paul "Bear" Bryant, Alabama (AFCA)
1976	Vince Dooley, Georgia (Dodd)
1980	Vince Dooley, Georgia (AFCA, FWA, WC)
1982	Jerry Stovall, LSU (WC); George MacIntyre, Vanderbilt (Dodd)
1989	Bill Curry, Alabama (Dodd)
1992	Gene Stallings, Alabama (AFCA, FWA, WC)
1993	Terry Bowden, Auburn (AFCA, FWA, WC)
1998	Phillip Fulmer, Tennessee (FWA)
2003	Nick Saban, LSU (FWA, AP)
2004	Tommy Tuberville, Auburn (CWC, AP)
2011	Les Miles, LSU (Liberty, Home Depot, AP)
2013	Gus Malzahn, Auburn (AP, Liberty, Eddie Robinson, Home Depot)
2014	Nick Saban, Alabama (Dodd)
2018	Nick Saban, Alabama (Camp)
2019	Ed Orgeron (AFCA, FWA, WC, AP)

AFCA American Football Coaches Association  
 FWA Football Writers of America  
 WC Walter Camp

### AP SEC COACH OF THE YEAR

1946	Wally Butts, Georgia
1947	John Vaught, Ole Miss
1948	John Vaught, Ole Miss
1949	Gaynell Tinsley, LSU
1950	Paul Bryant, Kentucky
1951	Bob Neyland, Tennessee
1952	Bobby Dodd, Georgia Tech
1953	Ralph Jordan, Auburn
1954	John Vaught, Ole Miss
1955	John Vaught, Ole Miss
1956	Bowden Wyatt, Tennessee
1957	Ralph Jordan, Auburn
1958	Paul Dietzel, LSU
1959	Paul Bryant, Alabama
1960	John Vaught, Ole Miss
1961	Paul Bryant, Alabama
1962	John Vaught, Ole Miss
1963	Paul Davis, Miss. State
1964	Paul Bryant, Alabama
1965	Paul Bryant, Alabama
1966	Vince Dooley, Georgia
1967	Doug Dickey, Tennessee
1968	Vince Dooley, Georgia
1969	Charlie McClendon, LSU
1970	Charlie Shira, Miss. State
1971	Paul Bryant, Alabama
1972	Ralph Jordan, Auburn
1973	Paul Bryant, Alabama
1974	Steve Sloan, Vanderbilt
1975	Ken Cooper, Ole Miss
1976	Vince Dooley, Georgia
1977	Fran Curci, Kentucky
1978	Paul Bryant, Alabama
1979	Paul Bryant, Alabama
1980	Vince Dooley, Georgia
1981	Paul Bryant, Alabama
1982	Jerry Stovall, LSU
1983	Billy Brewer, Ole Miss
1984	Jerry Claiborne, Kentucky
1984	Galen Hall, Florida
1985	Johnny Majors, Tennessee
1986	Bill Arnsparger, LSU
1987	Pat Dye, Auburn
1988	Pat Dye, Auburn
1989	Bill Curry, Alabama
1990	Steve Spurrier, Florida
1991	Gerry DiNardo, Vanderbilt
1992	Gene Stallings, Alabama
1993	Terry Bowden, Auburn
1994	Gene Stallings, Alabama
1995	Steve Spurrier, Florida
1996	Steve Spurrier, Florida
1997	Tommy Tuberville, Ole Miss
1998	Phillip Fulmer, Tennessee
1999	Mike DuBose, Alabama
2000	Lou Holtz, South Carolina
2001	Houston Nutt, Arkansas
2002	Mark Richt, Georgia
2003	David Cutcliffe, Ole Miss; Nick Saban, LSU
2004	Tommy Tuberville, Auburn
2005	Steve Spurrier, South Carolina
2006	Houston Nutt, Arkansas
2007	Sylvester Croom, Mississippi State
2008	Nick Saban, Alabama
2009	Nick Saban, Alabama

2010	Gene Chizik, Auburn
2011	Les Miles, LSU
2012	Kevin Sumlin, Texas A&M
2013	Gus Malzahn, Auburn
2014	Dan Mullen, Mississippi State
2015	Jim McElwain, Florida
2016	Nick Saban, Alabama
2017	Kirby Smart, Georgia
2018	Mark Stoops, Kentucky
2019	Ed Orgeron, LSU
2020	Nick Saban, Alabama
2021	Kirby Smart, Georgia
2022	Josh Heupel, Tennessee

### UPI SEC COACH OF THE YEAR

1960	John Vaught, Ole Miss
1961	Paul Bryant, Alabama
1962	John Vaught, Ole Miss
1963	Ralph Jordan, Auburn
1964	Paul Bryant, Alabama
1965	Paul Bryant, Alabama
1966	Vince Dooley, Georgia
1967	Doug Dickey, Tennessee
1968	Vince Dooley, Georgia
1969	Charlie McClendon, LSU
1970	Charlie McClendon, LSU
1971	Paul Bryant, Alabama
1972	Ralph Jordan, Auburn
1973	Paul Bryant, Alabama
1974	Paul Bryant, Alabama
1975	Ken Cooper, Ole Miss
1976	Vince Dooley, Georgia
1977	Paul Bryant, Alabama
1978	Paul Bryant, Alabama
1979	Paul Bryant, Alabama
1980	Charley Pell, Florida
1981	Paul Bryant, Alabama
1982	George MacIntyre, Vanderbilt
1983	Pat Dye, Auburn
1984	Galen Hall, Florida
1985	Johnny Majors, Tennessee
1986	Billy Brewer, Ole Miss
1987	Bill Curry, Alabama
1988	Pat Dye, Auburn
1989	Bill Curry, Alabama
1990	Steve Spurrier, Florida

NOTE: Discontinued following 1990 season

### SEC COACH OF THE YEAR

(as voted by the league's coaches)

1935	Jack Meagher, Auburn
1936	Bob Neyland, Tennessee
1937	Ray Morrison, Vanderbilt
1938	Bob Neyland, Tennessee
1939	Bill Alexander, Georgia Tech
1940	Allyn McKeen, Miss. State
1941	Red Sanders, Vanderbilt
1942	Wally Butts, Georgia
1943	No Selection Made
1944	John Barnhill, Tennessee
1945	Frank Thomas, Alabama
1946	Wally Butts, Georgia
1947	John Vaught, Ole Miss
1948	Henry Frnka, Tulane
1949	Gaynell Tinsley, LSU
1950	Bob Neyland, Tennessee
1951	Bobby Dodd, Georgia Tech
1952	Harold Drew, Alabama
1953	Ralph Jordan, Auburn
1954	Blanton Collier, Kentucky
1955	Art Guepe, Vanderbilt
1956	Bowden Wyatt, Tennessee
1957	Wade Walker, Miss. State
1958	Paul Dietzel, LSU
1959	Wally Butts, Georgia
1960	Ray Graves, Florida
1961	Paul Bryant, Alabama
1962	John Vaught, Ole Miss
1963	Ralph Jordan, Auburn
1964	Paul Bryant, Alabama
1965	Doug Dickey, Tennessee
1966	Vince Dooley, Georgia
1967	Doug Dickey, Tennessee
1968	Vince Dooley, Georgia
1969	Charlie McClendon, LSU
1970	Charlie McClendon, LSU
1971	Paul Bryant, Alabama
1972	Ralph Jordan, Auburn
1973	Paul Bryant, Alabama
1974	Paul Bryant, Alabama
1975	Ken Cooper, Ole Miss
1976	Vince Dooley, Georgia
1977	Paul Bryant, Alabama
1978	Vince Dooley, Georgia

1979	Paul Bryant, Alabama
1980	Vince Dooley, Georgia
1981	Paul Bryant, Alabama
1982	George MacIntyre, Vanderbilt
1983	Pat Dye, Auburn
1984	Bill Arnsparger, LSU
1985	Johnny Majors, Tennessee
1986	Bill Arnsparger, LSU
1987	Pat Dye, Auburn
1988	Pat Dye, Auburn
1989	Bill Curry, Alabama
1990	Billy Brewer, Ole Miss
1991	Steve Spurrier, Florida
1992	Gene Stallings, Alabama
1993	Terry Bowden, Auburn
1994	Steve Spurrier, Florida
1995	Steve Spurrier, Florida
1996	Steve Spurrier, Florida
1997	Jim Donnan, Georgia
1998	Phillip Fulmer, Tennessee
1999	Mike DuBose, Alabama
2000	Lou Holtz, South Carolina
2001	Houston Nutt, Arkansas
2002	Mark Richt, Georgia
2003	David Cutcliffe, Ole Miss
2004	Tommy Tuberville, Auburn
2005	Mark Richt, Georgia
2006	Houston Nutt, Arkansas
2007	Sylvester Croom, Mississippi State
2008	Houston Nutt, Ole Miss
	Nick Saban, Alabama
	Bobby Johnson, Vanderbilt
2009	Nick Saban, Alabama
2010	Steve Spurrier, South Carolina
2011	Les Miles, LSU
2012	Kevin Sumlin, Texas A&M
	Will Muschamp, Florida
2013	Gus Malzahn, Auburn
2014	Gary Pinkel, Missouri
2015	Jim McElwain, Florida
2016	Nick Saban, Alabama
2017	Kirby Smart, Georgia
2018	Mark Stoops, Kentucky
2019	Ed Orgeron, LSU
2020	Nick Saban, Alabama
2021	Kirby Smart, Georgia
2022	Kirby Smart, Georgia

NOTE: From 1935-97, voting coordinated by the Nashville Banner newspaper.

### SEC CHAMPIONSHIP COACHES

Paul "Bear" Bryant (14) – Kentucky (1) 1950; Alabama (13) 1961-64-65-66-71-72-73-74-75-77-78-79-81
Nick Saban (10) – LSU 2001-03; Alabama 2009-12-14-15-16-18-20-21
Johnny Vaught (6) – Ole Miss 1947-54-55-60-62-63
Vince Dooley (6) – Georgia 1966-68-76-80-81-82
Steve Spurrier (6) – Florida 1991-93-94-95-96-2000
Bob Neyland (5) – Tennessee 1938-39-40-46-51
Frank Thomas (4) – Alabama 1933-34-37-45
Wally Butts (4) – Georgia 1942-46-48-59
Pat Dye (4) – Auburn 1983-87-88-89
Bill Alexander (3) – Georgia Tech 1939-43-44
Johnny Majors (3) – Tennessee 1985-89-90
Bernie Moore (2) – LSU 1935-36
Paul Dietzel (2) – LSU 1958-61
Doug Dickey (2) – Tennessee 1967-69
Bobby Dodd (2) – Georgia Tech 1951-52
Phillip Fulmer (2) – Tennessee 1997-98
Urban Meyer (2) – Florida, 2006-08
Les Miles (2) – LSU 2007-11
Mark Richt (2) – Georgia 2002-05
Kirby Smart (2) – Georgia 2017-22
Ted Cox (1) – Tulane 1934
Red Dawson (1) – Tulane 1939
Allyn McKeen (1) – Mississippi State 1941
Henry Frnka (1) – Tulane 1949
Red Drew (1) – Alabama 1953
Bowden Wyatt (1) – Tennessee 1956
Ralph Jordan (1) – Auburn 1957
Charlie McClendon (1) – LSU 1970
Fran Curci (1) – Kentucky 1976
Bill Arnsparger (1) – LSU 1986
Mike Archer (1) – LSU 1988
Bill Curry (1) – Alabama 1989
Gene Stallings (1) – Alabama 1992
Mike DuBose (1) – Alabama 1999
Tommy Tuberville (1) – Auburn 2004
Gene Chizik (1) – Auburn 2010
Gus Malzahn (1) – Auburn 2013
Ed Orgeron (1) – LSU 2019

NOTE: Includes ties



# COACHES

## WINNINGEST SEC COACHES

ALL GAMES AT SEC INSTITUTIONS

(By Victories)

Wins	Coach (Schools)	Seasons	W-L-T
1. 292	Paul "Bear" Bryant (Kentucky/Alabama)	UK 1946-53 UA 1958-82	60-23-5 232-46-9
2. 237	<b>Nick Saban (LSU/Alabama)</b>	<b>LS 2000-04</b> <b>UA 2007-present</b>	<b>48-16</b> <b>189-27</b>
3. 208	Steve Spurrier (Florida/South Carolina)	UF 1990-2001 SC 2005-2015	122-27-1 86-49
4. 201	Vince Dooley (Georgia)	1964-88	201-77-10
5. 197	Dan McGugin (Vanderbilt)	1904-17; 1919-34	197-55-19
6. 190	John Vaught (Ole Miss)	1947-70; 1973	190-61-12
7. 176	Ralph "Shug" Jordan (Auburn)	1951-75	176-83-6
8. 173	Robert Neyland (Tennessee)	1926-34; 1936-40; 1946-52	173-31-12
9. 152	Phillip Fulmer (Tennessee)	1992-2008	152-52
10. 145	Mark Richt (Georgia)	2001-2015	145-51
11. 140	Wallace Butts (Georgia)	1939-60	140-86-9
12. 137	Charlie McClendon (LSU)	1962-79	137-59-7
13. 122	Mike Donahue (Auburn/LSU)	AU 1904-06; 1908-22 LSU 1923-27	99-35-5 23-19-3
14. 115	Johnny Majors (Tennessee)	1977-92	115-62-8
11. 115	Frank Thomas (Alabama)	1931-46	115-24-7
16. 114	Les Miles (LSU)	2005-16	114-34
17. 110	Tommy Tuberville (Ole Miss/Auburn)	UM 1995-98 AU 1999-2008	25-20 85-40
18. 104	Doug Dickey (Tennessee/Florida)	UT 1964-69 UF 1970-78	46-15-4 58-42-2
19. 103	Dan Mullen (Mississippi State/Florida)	MS 2009-17 UF 2018-21	69-46 34-15
20. 99	Pat Dye (Auburn)	1981-92	99-39-4
99	Houston Nutt (Ole Miss/Arkansas)	AR 1998-2007 UM 2008-2011	75-48 24-26
22. 98	Harry Mehre (Georgia/Ole Miss)	UG 1928-37 UM 1938-45	59-34-6 39-26-1
23. 83	Bernie Moore (LSU)	1935-47	83-39-6
24. 81	<b>Kirby Smart (Georgia)</b>	<b>2016-present</b>	<b>81-15</b>
25. 75	Jackie Sherrill (Mississippi State)	1991-2002	75-75-2

Minimum 50 Victories

(By Percentage)

Pct	Coach (Schools)	Seasons	W-L-T
1. .846	<b>Nick Saban (Alabama/LSU)</b>	<b>LSU 2000-04</b> <b>UA 2007-present</b>	<b>48-16</b> <b>189-27</b>
2. .844	<b>Kirby Smart (Georgia)</b>	<b>2016-present</b>	<b>81-15</b>
3. .829	Robert Neyland (Tennessee)	1926-34; 1936-40; 1946-52	173-31-12
4. .8125	Urban Meyer (Florida)	2005-10	65-15
5. .8117	Wallace Wade (Alabama)	1923-30	61-13-3
6. .8116	Frank Thomas (Alabama)	1931-46	115-24-7
7. .797	Paul "Bear" Bryant (Kentucky/Alabama)	UK 1946-53 UA 1958-82	60-23-5 232-46-9
8. .770	Les Miles (LSU)	2005-16	114-34
9. .7644	Allyn McKeen (Mississippi State)	1939-48	65-19-3
10. .7639	G.E. Pyle (Florida)	1909-13	26-7-3
11. .762	Dan McGugin (Vanderbilt)	1904-17; 1919-34	197-55-19
12. .748	John Vaught (Ole Miss)	1947-70; 1973	190-61-12
13. .745	Phillip Fulmer (Tennessee)	1992-2008	152-52
14. .740	Mark Richt (Georgia)	2001-2015	145-51
15. .732	Steve Spurrier (Florida/South Carolina)	UF 1990-2001 USC 2005-2015	122-27-1 86-49
16. .731	Terry Bowden (Auburn)	1993-98	47-17-1
17. .722	John Heisman (Auburn)	1895-99	12-4-2
18. .718	Bill Battle (Tennessee)	1970-76	59-22-4
19. .715	Vince Dooley (Georgia)	1964-88	201-77-10
20. .713	Gene Stallings (Alabama)	1990-96	62-25-0
21. .711	Pat Dye (Auburn)	1981-92	99-39-4
22. .698	W.D. Chadwick (Mississippi State)	1909-13	29-12-2
23. .694	Galen Hall (Florida)	1984-88	37-16-1
24. .692	Charlie McClendon (LSU)	1962-79	137-59-7
25. .686	Ray Graves (Florida)	1960-69	70-31-4
26. .685	Mike Donahue (Auburn/LSU)	AU 1904-06; 1908-22 LSU 1923-27	99-35-5 23-19-3
27. .679	W.A. Cunningham (Georgia)	1910-19	43-18-9
28. .675	Ralph "Shug" Jordan (Auburn)	1951-75	176-83-6
29. .672	Bernie Moore (LSU)	1935-47	83-39-6
30. .660	Gus Malzahn (Auburn)	2013-20	68-35
.660	Paul Dietzel (LSU)	1955-61	46-23-3
32. .649	George Woodruff (Georgia)	1923-27	30-16-1
33. .647	Tommy Tuberville (Ole Miss/Auburn)	UM 1995-98 AU 1999-2008	25-20 85-40
34. .643	Johnny Majors (Tennessee)	1977-92	115-62-8
35. .641	Doug Dickey (Tennessee/Florida)	UT 1964-69 UF 1970-78	46-15-4 58-42-2
36. .633	M.B. Banks (Tennessee)	1921-25	27-15-3
37. .628	Z.G. Clevenger (Tennessee)	1911-15	26-15-2
.628	Dan Mullen (Mississippi State/Florida)	MSU 2009-17 UF 2018-21	69-46 34-15
39. .622	Bowden Wyatt (Tennessee)	1955-62	49-29-4
40. .617	H.R. "Red" Sanders (Vanderbilt)	1940-42; 1946-48	36-22-2

Minimum Five Years And .600 Winning Percentage; Active Coaches in Boldface



**PAUL "BEAR" BRYANT**  
KENTUCKY/ALABAMA



**WALLACE BUTTS**  
GEORGIA



**ROBERT NEYLAND**  
TENNESSEE



**DAN MCGUGIN**  
VANDERBILT



## WINNINGEST SEC COACHES

### SEC REGULAR-SEASON GAMES

(By Victories)

Wins	Coach (Schools)	Seasons	W-L-T
1.	159 Paul "Bear" Bryant (Kentucky/Alabama)	UK 1946-53 UA 1958-82	22-18-4 137-28-5
2.	<b>147 Nick Saban (Alabama/LSU)</b>	<b>LS 2000-04</b> <b>UA 2007-present</b>	<b>30-12</b> <b>117-19</b>
3.	131 Steve Spurrier (Florida/South Carolina)	UF 1990-2001 SC 2005-2015	87-14 44-40
4.	106 John Vaught (Ole Miss)	1947-70; 1973	106-41-10
5.	105 Vince Dooley (Georgia)	1964-88	105-41-4
6.	98 Ralph "Shug" Jordan (Auburn)	1951-75	98-63-4
8.	85 Mark Richt (Georgia)	1992-2008	98-36
9.	67 Wallace Butts (Georgia)	2001-2015	85-40
10.	64 Tommy Tuberville (Ole Miss/Auburn)	1939-60 UM 1995-98 AU 1999-2008	67-60-5 12-20 52-29
12.	64 Les Miles (LSU)	2005-2016	64-30
62	Charlie McClendon (LSU)	1962-79	62-38-0
62	Robert Neyland (Tennessee)	1926-34; 1936-40; 1946-52	62-15-5
14.	59 Frank Thomas (Alabama)	1931-46	59-16-6
15.	57 Johnny Majors (Tennessee)	1977-92	57-40-3
16.	54 Dan Mullen (Mississippi State/Florida)	MS 2009-17 UF 2018-21	33-39 21-14
17.	52 Houston Nutt (Ole Miss/Arkansas)	AR 1998-2007 UM 2008-2011	42-38 10-24
18.	<b>50 Kirby Smart (Georgia)</b>	<b>UG 2016-present</b>	<b>50-12</b>
19.	49 Doug Dickey (Tennessee/Florida)	UT 1964-69 UF 1970-78	21-10-4 28-28-1
20.	48 Pat Dye (Auburn)	1981-92	48-27-1
21.	43 Jackie Sherrill (Mississippi State)	1991-2003	43-52-1
22.	40 Gus Malzahn (Auburn)	AU 2013-20	40-28
23.	39 Urban Meyer (Florida)	2005-10	39-13
24.	38 Gene Stallings (Alabama)	1990-96	38-16-0
25.	36 Ray Graves (Florida)	1960-69	36-19-3

Minimum 25 Victories /Includes SEC Championship Games

(By Percentage)

Pct	Coach (Schools)	Seasons	W-L-T
1.	<b>.826 Nick Saban (Alabama/LSU)</b>	<b>LSU 2000-04</b> <b>UA 2007-present</b>	<b>30-12</b> <b>117-19</b>
2.	<b>.806 Kirby Smart (Georgia)</b>	<b>2016-present</b>	<b>50-12</b>
3.	.787 Robert Neyland (Tennessee)	1926-34; 1936-40; 1946-52	62-15-5
4.	.765 Frank Thomas (Alabama)	1931-46	59-16-6
5.	.764 Paul "Bear" Bryant (Kentucky/Alabama)	UK 1946-53 UA 1958-82	22-18-4 137-28-5
6.	.750 Urban Meyer (Florida)	2005-10	39-13
7.	.731 Phillip Fulmer (Tennessee)	1992-2008	98-36
8.	.713 Vince Dooley (Georgia)	1964-88	105-41-4
9.	.708 Steve Spurrier (Florida/South Carolina)	UF 1990-2001 USC 2005-2015	87-14 44-40
10.	.707 John Vaught (Ole Miss)	1947-70; 1973	106-41-10
11.	.704 Gene Stallings (Alabama)	1990-96	38-16-0
12.	.681 Les Miles (LSU)	2005-2016	64-30
13.	.680 Mark Richt (Georgia)	2001-2015	85-40
14.	.678 Terry Bowden (Auburn)	1993-98	30-14-1
15.	.647 Ray Graves (Florida)	1960-69	36-19-3
16.	.6383 Allyn McKeen (Mississippi State)	1939-48	29-16-2
17.	.6382 Pat Dye (Auburn)	1981-92	48-27-1
18.	.632 Galen Hall (Florida)	1984-88	24-14-0
19.	.625 Jim Donnan (Georgia)	1996-2000	25-15-0
20.	.620 Charlie McClendon (LSU)	1962-79	62-38-0
21.	.614 Paul Dietzel (LSU)	1955-61	26-16-2
22.	.606 Ralph "Shug" Jordan (Auburn)	1951-75	98-63-4
23.	.588 Gus Malzahn (Auburn)	2013-20	40-28
24.	.585 Johnny Majors (Tennessee)	1977-92	57-40-3
25.	.566 Tommy Tuberville (Ole Miss/Auburn)	UM 1995-98 AU 1999-2008	12-20 52-29
26.	.560 Doug Dickey (Tennessee/Florida)	UT 1964-69 UF 1970-78	21-10-4 28-28-1
27.	.554 Bowden Wyatt (Tennessee)	1955-62	29-23-4
28.	.551 Harold "Red" Drew (Ole Miss/Alabama)	UM 1946 UA 1947-54	1-6-0 33-21-7
29.	.549 Bill Battle (Tennessee)	1970-76	22-18-1
30.	.527 Wallace Butts (Georgia)	1939-60	67-60-5
31.	.521 David Cutcliffe (Ole Miss)	1998-2004	25-23
32.	.517 Doug Barfield (Auburn)	1976-80	15-14-1
33.	.509 Jack Meagher (Auburn)	1934-42	26-25-7

Minimum Five Years And .500 Winning Percentage/Includes SEC Championship Games  
Active Coaches in Boldface



**VINCE DOOLEY**  
**GEORGIA**



**JOHN VAUGHT**  
**OLE MISS**



**RALPH "SHUG" JORDAN**  
**AUBURN**



**CHARLIE MCCLENDON**  
**LSU**



# POSTSEASON

## SEC YEAR-BY-YEAR IN THE BOWLS

YEAR	RECORD	BOWLS
1934	2-0	Rose (UA 29, Stanford 13), Sugar (Tulane 20, Temple 14)
1935	0-2	Sugar (TCU 3, LSU 2), Orange (Catholic 20, UM 19)
1936	0-2-1	Bacardi (AU 7, Villanova 7), Sugar (Santa Clara 21, LSU 14), Orange (Duquesne 13, MSU 12).
1937	1-2	Rose (California 13, UA 0), Orange (AU 6, Mich. State 0), Sugar (Santa Clara 6, LSU 0).
1938	1-0	Orange (UT 17, Oklahoma 0).
1939	1-2	Orange (Ga. Tech 21, Missouri 7), Rose (Southern Cal 14, UT 0), Sugar (Texas A&M 14, Tulane 13).
1940	1-1	Orange (MSU 14, Georgetown 7), Sugar (Boston College 19, UT 13).
1941	2-0	Cotton (UA 29, Texas A&M 21), Orange (UGA 40, TCU 26).
1942	3-1	Orange (UA 37, Boston Coll. 21), Rose (UGA 9, UCLA 0), Cotton (Texas 14, Ga. Tech 7), Sugar (UT 14, Tulsa 7).
1943	2-0	Sugar (Ga. Tech 20, Tulsa 18), Orange (LSU 19, Texas A&M 14).
1944	0-3	Sugar (Duke 29, UA 26), Orange (Tulsa 26, Ga. Tech 12), Rose (Southern Cal 25, UT 0).
1945	2-0	Rose (UA 34, Southern Cal 14), Oil (UGA 20, Tulsa 6).
1946	2-1-1	Sugar (UGA 20, No. Caro. 10), Oil (Ga. Tech 41, St. Mary's 19), Cotton (LSU 0, Ark. 0), Orange (Rice 8, UT 0).
1947	3-1-1	Sugar (Texas 27, UA 7), Gator (UGA 20, Maryland 20), Orange (Ga. Tech 20, Kansas 14), Great Lakes (UK 24, Villanova 14), Delta (UM 13, TCU 9).
1948	0-1	Orange (Texas 41, UGA 28).
1949	0-2	Orange (Santa Clara 21, UK 13), Sugar (Oklahoma 35, LSU 0).
1950	2-1	Presidential Cup (Texas A&M 40, UGA 20), Sugar (UK 13, Oklahoma 7), Cotton (UT 20, Texas 14).
1951	2-1	Orange (Ga. Tech 17, Baylor 14), Cotton (UK 20, TCU 7), Sugar (Maryland 28, UT 13).
1952	2-1*	Orange (UA 61, Syracuse 6), Gator (UF 14, Tulsa 13), Sugar (Ga. Tech 24, UM 7), Cotton (Texas 16, UT 0).
1953	1-2	Cotton (Rice 28, UA 6), Gator (Texas Tech 35, AU 13), Sugar (Ga. Tech 42, West Va. 19)
1954	2-1	Gator (AU 33, Baylor 13), Cotton (Ga. Tech 14, Arkansas 6), Sugar (Navy 21, UM 0).
1955	2-0*	Gator (VU 25, AU 13), Sugar (Ga. Tech 7, Pitt 0), Cotton (UM 14, TCU 13).
1956	1-1	Gator (Ga. Tech 21, Pitt 14), Sugar (Baylor 13, UT 7).
1957	2-0	Sugar (UM 39, Texas 7), Gator (UT 3, Texas A&M 0).
1958	1-0*	Gator (UM 7, UF 3), Sugar (LSU 7, Clemson 0).
1959	1-2*	Liberty (Penn St. 7, UA 0), Orange (UGA 14, Missouri 0), Gator (Ark. 14, Ga. Tech 7), Sugar (UM 21, LSU 0).
1960	2-0-1	Bluebonnet (UA 3, Texas 3), Gator (UF 13, Baylor 12), Sugar (UM 14, Rice 6).
1961	2-2	Sugar (UA 10, Ark. 3), Gator (Penn St. 30, Ga. Tech 15), Orange (LSU 25, Colorado 7), Cotton (Texas 12, UM 7).
1962	4-1	Orange (UA 17, Oklahoma 0), Gator (UF 17, Penn St. 7), Bluebonnet (Missouri 14, Ga. Tech 10), Cotton (LSU 13, Texas 0), Sugar (UM 17, Ark. 13).
1963	1-2*	Sugar (UA 12, UM 7), Orange (Nebraska 13, AU 7), Bluebonnet (Baylor 14, LSU 7), Liberty (MSU 16, N.C. State 12).
1964	2-2	Orange (Texas 21, UA 17), Sun (UGA 7, Texas Tech 0), Sugar (LSU 13, Syracuse 10), Bluebonnet (Tulsa 14, UM 7).
1965	3-1*	Orange (UA 39, Nebraska 28), Liberty (UM 13, AU 7), Sugar (Missouri 20, UF 18), Cotton (LSU 14, Ark. 7), Bluebonnet (UT 27, Tulsa 6).
1966	4-1	Sugar (UA 34, Nebraska 7), Orange (UF 27, Ga. Tech 12), Cotton (UGA 24, SMU 9), Bluebonnet (Texas 19, UM 0), Gator (UT 18, Syracuse 12).
1967	1-4	Cotton (Texas A&M 20, UA 16), Liberty (N.C. State 14, UGA 7), Sugar (LSU 20, Wyoming 13), Sun (UTEP 14, UM 7), Orange (Oklahoma 26, UT 24).
1968	3-3	Gator (Missouri 35, UA 10), Sun (AU 34, Arizona 10), Sugar (Ark. 16, UGA 2), Peach (LSU 31, Fla. State 27), Liberty (UM 34, Va. Tech 17), Cotton (Texas 36, UT 13).
1969	1-3*	Liberty (Colorado 47, UA 33), Astro-Bluebonnet (Houston 36, AU 7), Gator (UF 14, UT 13), Sun (Nebraska 45, UGA 6), Sugar (UM 27, Ark. 22).
1970	1-1-1*	Astro-Bluebonnet (UA 24, Okla. 24), Gator (AU 35, UM 28), Orange (Nebraska 17, LSU 12), Sugar (UT 34, Air Force 13).
1971	4-2	Orange (Nebraska 38, UA 6), Sugar (Okla. 40, AU 22), Gator (UGA 7, No. Caro. 3), Sun (LSU 33, Iowa St. 15), Peach (UM 41, Ga. Tech 18), Liberty (UT 14, Ark. 13).
1972	1-1*	Cotton (Texas 17, UA 13), Gator (AU 24, Colorado 3), Astro-Bluebonnet (UT 24, LSU 17).
1973	1-5	Sugar (Notre Dame 24, UA 23), Sun (Missouri 34, AU 17), Tangerine (Miami, Ohio 16, UF 7), Peach (UGA 17, Maryland 16), Orange (Penn St. 16, LSU 9), Gator (Texas Tech 28, UT 19).
1974	3-3-1	Orange (Notre Dame 13, UA 11), Gator (AU 27, Texas 3), Sugar (Nebraska 13, UF 10), Tangerine (Miami, Ohio 21, UGA 10), Sun (MSU 26, No. Caro. 24), Liberty (UT 7, Maryland 3), Peach (VU 6, Texas Tech 6).

# POSTSEASON

1975	1-2	Sugar (UA 13, Penn St. 6), Gator (Maryland 13, UF 0), Cotton (Ark. 31, UGA 10).
1976	2-2	Liberty (UA 36, UCLA 6), Sun (Texas A&M 37, UF 14), Sugar (Pitt 27, UGA 3), Peach (UK 21, No. Caro. 0).
1977	1-1	Sugar (UA 35, Ohio St. 6), Sun (Stanford 24, LSU 14).
1978	1-2	Sugar (UA 14, Penn St. 7), Bluebonnet (Stanford 25, UGA 22), Liberty (Missouri 20, LSU 15).
1979	2-1	Sugar (UA 24, Ark. 9), Tangerine (LSU 34, Wake Forest 10), Bluebonnet (Purdue 27, UT 22).
1980	3-1	Cotton (UA 30, Baylor 2), Tangerine (UF 35, Maryland 20), Sugar (UGA 17, Notre Dame 10), Sun (Nebraska 31, MSU 17).
1981	2-3	Cotton (Texas 14, UA 12), Peach (West Va. 26, UF 6), Sugar (Pitt 24, UGA 20), Hall of Fame (MSU 10, Kansas 0), Garden State (UT 28, Wisconsin 21).
1982	2-5	Liberty (UA 21, Illinois 15), Tangerine (AU 33, Boston Coll. 26), Bluebonnet (Ark. 28, UF 24), Sugar (Penn St. 27, UGA 23), Orange (Nebraska 21, LSU 20), Peach (Iowa 28, UT 22), Hall of Fame (Air Force 36, VU 28).
1983	5-2	Sun (UA 28, SMU 7), Sugar (AU 9, Michigan 7), Gator (UF 14, Iowa 6), Cotton (UGA 10, Texas 9), Hall of Fame (West Va. 20, UK 16), Independence (Air Force 9, UM 3), Florida Citrus (UT 30, Maryland 23).
1984	2-2-1	Liberty (AU 21, Ark. 15), Florida Citrus (UGA 17, Fla. State 17), Hall of Fame (UK 20, Wisconsin 19), Sugar (Nebraska 28, LSU 20), Sun (Maryland 28, UT 27).
1985	2-2-1	Aloha (UA 24, Southern Cal 3), Cotton (Texas A&M 36, AU 16), Sun (UGA 13, Arizona 13), Liberty (Baylor 21, LSU 7), Sugar (UT 35, Miami, Fla. 7).
1986	4-2	Sun (UA 28, Washington 6), Florida Citrus (AU 16, Southern Cal 7), Hall of Fame (Boston Coll. 27, UGA 23), Sugar (Nebraska 30, LSU 13), Independence (UM 20, Texas Tech 17), Liberty (UT 21, Minnesota 14).
1987	3-2-1	Hall of Fame (Michigan 28, UA 24), Sugar (AU 16, Syracuse 16), Aloha (UCLA 20, UF 16), Liberty (UGA 20, Ark. 17), Gator (LSU 30, South Caro. 13), Peach (UT 27, Indiana 22).
1988	3-2	Sun (UA 29, Army 28), Sugar (Fla. State 13, AU 7), All-American (UF 14, Illinois 10), Gator (UGA 34, Mich. St. 27), Hall of Fame (Syracuse 23, LSU 10).
1989	3-3	Sugar (Miami, Fla. 33, UA 25), Hall of Fame (AU 31, Ohio St. 14), Freedom (Washington 34, UF 7), Peach (Syracuse 19, UGA 18), Liberty (UM 42, Air Force 29), Cotton UT 31, Ark. 27).
1990	2-2	Fiesta (Louisville 34, UA 7), Peach (AU 27, Indiana 23), Gator (Michigan 35, UM 3), Sugar (UT 23, Virginia 22).
1991	2-3	Blockbuster (UA 30, Colorado 25), Sugar (Notre Dame 39, UF 28), Independence (UGA 24, Ark. 15), Liberty (Air Force 38, MSU 15), Fiesta (Penn St. 42, UT 17).
1992	5-1	Gator (UF 27, N.C. State 10), Liberty (UM 13, Air Force 0), Hall of Fame (UT 38, Boston Coll. 23), Florida Citrus (UGA 21, Ohio St. 14), Sugar (UA 34, Miami, Fla. 13), Peach (North Caro. 21, MSU 17).
1993	2-2	Peach (Clemson 14, UK 13), Gator (UA 24, No. Caro. 10), Florida Citrus (Penn St. 31, UT 13), Sugar (UF 41, West Va. 14).
1994	3-2	Gator (UT 45, Va. Tech 23), Peach (N.C. State 28, MSU 24), Carquest (South Caro. 24, West Va. 21), Florida Citrus (UA 24, Ohio State 17), Sugar (Fla. State 23, UF 17).
1995	2-4	Independence (LSU 45, Mich. State 26), Carquest (No. Caro. 20, Ark. 10), Peach (Virginia 34, UGA 27), Outback (Penn St. 43, AU 14), Florida Citrus (UT 20, Ohio State 14), Fiesta (Nebraska 62, UF 24).
1996	5-0	Independence (AU 32, Army 29), Peach (LSU 10, Clemson 7), Outback (UA 17, Michigan 14), Florida Citrus (UT 45, Northwestern 28), Sugar (UF 52, Fla. State 20).
1997	5-1	Motor City (UM 34, Marshall 31), Independence (LSU 27, Notre Dame 9), Peach (AU 21, Clemson 17), Outback (UGA 33, Wisconsin 6), Florida Citrus (UF 21, Penn St. 6), Orange (Nebraska 42, UT 17).
1998	4-4	Music City (Va. Tech 35, UA 7), Peach (UGA 35, Virginia 33), Independence (UM 35, Texas Tech 18), Outback (Penn St. 26, UK 14), Cotton (Texas 38, MSU 11), Florida Citrus (Michigan 45, Ark. 31), Orange (UF 31, Syracuse 10), Fiesta (UT 23, Fla. State 16).
1999	4-4	Music City (Syracuse 20, UK 13), Peach (MSU 17, Clemson 7), Independence (UM 27, Oklahoma 25), Outback (UGA 28, Purdue 25-OT), Cotton (Ark. 27, Texas 6), Florida Citrus (Michigan St. 37, UF 34), Orange (Michigan 35, UA 34-OT), Fiesta (Nebraska 31, UT 21).
2000	4-5	Las Vegas (UNLV 31, Arkansas 14), Oahu (Georgia 37, Virginia 14), Music City (West Virginia 49, Ole Miss 38), Peach (LSU 28, Georgia Tech 14), Independence (Miss. State 43, Texas A&M 41-OT), Outback (South Carolina 24, Ohio State 7), Cotton (Kansas State 35, Tennessee 21), Florida Citrus (Michigan 31, Auburn 28), Sugar (Miami, Fla. 37, Florida 20).
2001	5-3	Independence (Alabama 14, Iowa State 13), Music City (Boston College 20, Georgia 16), Peach (North Carolina 16, Auburn 10), Cotton (Oklahoma 10, Arkansas 3), Outback (South Carolina 31, Ohio State 28), Florida Citrus (Tennessee 45, Michigan 17), Orange (Florida 56, Maryland 23), Sugar (LSU 47, Illinois 34).
2002	3-4	Independence (Ole Miss 27, Nebraska 23), Music City (Minnesota 29, Arkansas 14), Peach (Maryland 30, Tennessee 3), Outback (Michigan 38, Florida 30), Cotton (Texas 35, LSU 20), Capital One (Auburn 13, Penn State 9), Sugar (Georgia 26, Florida State 13).
2003	5-2	Music City (Auburn, 28, Wisconsin 14), Independence (Arkansas 27, Missouri 14), Outback (Iowa 37, Florida 17), Capital One (Georgia 34, Purdue 27, OT), Cotton (Ole Miss 31, Oklahoma State 28), Peach (Clemson 27, Tennessee 14), Sugar (LSU 21, Oklahoma 14).
2004	3-3	Music City (Minnesota 20, Alabama 16), Peach (Miami, Fla., 27, Florida 10), Outback (Georgia 24, Wisconsin 21), Cotton (Tennessee 38, Texas A&M 7), Capital One (Iowa 30, LSU 25), Sugar (Auburn 16, Virginia Tech 13).
2005	3-3	Independence (Missouri 38, South Carolina 31), Chick-fil-A (LSU 40, Miami, Fla. 3), Outback (Florida 31, Iowa 24), Cotton (Alabama 13, Texas Tech 10), Capital One (Wisconsin 24, Auburn 10), Sugar (West Virginia 38, Georgia 35).



# POSTSEASON

2006	6-3	Independence (Oklahoma State 34, Alabama 31); Music City (Kentucky 28, Clemson 20); Autozone (South Carolina 44, Houston 36; Chick-fil-A (Georgia 31, Virginia Tech 24); Outback (Penn State 20, Tennessee 10); Cotton (Auburn 17, Nebraska 14); Capital One (Wisconsin 17, Arkansas 14); Sugar (LSU 41, Notre Dame 14); BCS Championship (Florida 41, Ohio State 14).
2007	7-2	Liberty (Mississippi State 10, Central Florida 3); Independence (Alabama 30, Colorado 24); Music City (Kentucky 35, Florida State 28); Chick-fil-A (Auburn 23, Clemson 20, OT); Cotton (Missouri 38, Arkansas 7); Outback (Tennessee 21, Wisconsin 17); Capital One (Michigan 41, Florida 35); Sugar (Georgia 41, Hawaii 10); BCS Championship (LSU 38, Ohio State 24).
2008	6-2	Music City (Vanderbilt 16, Boston College 14); Chick-fil-A (LSU 38, Georgia Tech 3); Cotton (Ole Miss 47, Texas Tech 34); Outback (Iowa 31, South Carolina 10); Capital One (Georgia 24, Michigan State); Liberty (Kentucky 25, East Carolina 19); Sugar (Utah 31, Alabama 17); BCS Championship (Florida 24, Oklahoma 14).
2009	6-4	Music City (Clemson 21, Kentucky 13); Independence Bowl (Georgia 44, Texas A&M 20); Chick-fil-A (Virginia Tech 37, Tennessee 14); Outback (Auburn 38, Northwestern 35, OT); Capital One (Penn State 19, LSU 17); Sugar (Florida 51, Cincinnati 24); PapaJohn's (Connecticut 20, South Carolina 7); Cotton (Ole Miss 21, Oklahoma State 7); Liberty (Arkansas 20, East Carolina 7); BCS Championship (Alabama 37, Texas 21).
2010	5-5	Music City (North Carolina 30, Tennessee 27, OT); Liberty (Central Florida 10, Georgia 6); Chick-fil-A (Florida State 26, South Carolina 17); Outback (Florida 27, Penn State 24); Capital One (Alabama 49, Michigan State 7); Gator (Mississippi State 52, Michigan 14); Sugar (Ohio State 31, Arkansas 26); Cotton (LSU 41, Texas A&M 24); BBVA Compass (Pittsburgh 27, Kentucky 10); BCS Championship (Auburn 22, Oregon 19).
2011	5-2	Music City (Mississippi State 23, Wake Forest 17); Liberty (Cincinnati 31, Vanderbilt 24); Chick-fil-A (Auburn 43, Virginia 24); Outback (Michigan State 33, Georgia 30 3OT); Capital One (South Carolina 30, Nebraska 13); Gator (Florida 24, Ohio State 17); Cotton (Arkansas 29, Kansas State 16); BCS Championship (Alabama 21, LSU 0).
2012	6-3	Music City (Vanderbilt 38, N.C. State 24); Chick-fil-A (Clemson 25, LSU 24); Outback (South Carolina 33, Michigan 28); Capital One (Georgia 45, Nebraska 31); Gator (Northwestern 34, Mississippi State 20); Cotton (Texas A&M 41, Oklahoma 13); BBVA (Ole Miss 38, Pittsburgh 17); Sugar (Louisville 33, Florida 23); BCS Championship (Alabama 42, Notre Dame 14).
2013	7-3	Music City (Ole Miss 25, Georgia Tech 17); Liberty (Mississippi State 44, Rice 7); Chick-fil-A (Texas A&M 52, Duke 48); Gator (Nebraska 24, Georgia 19); Capital One (South Carolina 34, Wisconsin 24); Outback (LSU 21, Iowa 14); Sugar (Oklahoma 45, Alabama 31); Cotton (Missouri 41, Oklahoma State 31); BBVA (Vanderbilt 41, Houston 24); BCS Championship (Florida State 34, Auburn 31).
2014	7-5	Independence (South Carolina 24, Miami 21); Liberty (Texas A&M 45, West Virginia 37); Texas (Arkansas 31, Texas 7); Music City (Notre Dame 31, LSU 28); Belk (Georgia 37, Louisville 14); Chick-fil-A Peach (TCU 42, Ole Miss 3); Orange (Georgia Tech 49, Mississippi State 34); Outback (Wisconsin 34, Auburn 31 OT); Citrus (Missouri 33, Minnesota 17); Sugar/CFP Semis (Ohio State 42, Alabama 35); Gator (Tennessee 45, Iowa 28); Birmingham (Florida 28, East Carolina 20).
2015	9-2	Advocare V100 Texas (LSU 56, Texas Tech 27); Birmingham (Auburn 31, Memphis 10); Belk (Mississippi State 51, N.C. State 28); Franklin American Mortgage Music City (Louisville 27, Texas A&M 21); Goodyear Cotton/CFP Semis (Alabama 38, Michigan State 0); Outback (Tennessee 45, Northwestern 6); Buffalo Wild Wings Citrus (Michigan 41, Florida 7); Allstate Sugar (Ole Miss 48, Oklahoma State 20); TaxSlayer (Georgia 24, Penn State 17); Autzone Liberty (Arkansas 45, Kansas State 23); CFP National Championship (Alabama 45, Clemson 40)
2016	6-7	St. Petersburg (Mississippi State 17, Miami (OH) 16); Independence (NC State 41, Vanderbilt 17); Texas (Kansas State 33, Texas A&M 28); Birmingham (USF 46, South Carolina 39); Belk (Virginia Tech 35, Arkansas 24); Liberty (Georgia 31, TCU 23); Music City (Tennessee 38, Nebraska 24); Citrus (LSU 28, Louisville 9); TaxSlayer (Georgia Tech 33, Kentucky 18); Peach (Alabama 24, Washington 7); Outback (Florida 30, Iowa 3); Sugar (Oklahoma 35, Auburn 19); CFP Championship (Clemson 35, Alabama 31)
2017	4-5	Texas (Texas 33, Missouri 16); Belk (Wake Forest 55, Texas A&M 52); Music City (Northwestern 24, Kentucky 23); TaxSlayer (Mississippi State 31, Louisville 27); Outback (South Carolina 26, Michigan 19); Peach (UCF 34, Auburn 27); Citrus (Notre Dame 21, LSU 17); Rose (Georgia 54, Oklahoma 48 [2 OT]); Sugar (Alabama 24, Clemson 6); CFP Championship Game (Alabama 26, Georgia 23 [OT])
2018	6-6	Texas (Baylor 45, Vanderbilt 38); Music City (Auburn 63, Purdue 14); Belk (Virginia 20, South Carolina 0); Peach (Florida 41, Michigan 15); Orange (Alabama 45, Oklahoma 34); Liberty (Oklahoma State 38, Missouri 33); Gator (Texas A&M 52, NC State 13); Outback (Iowa 27, Mississippi State 22); Citrus (Kentucky 27, Penn State 24); Fiesta (LSU 40, UCF 32); Sugar (Texas 28, Georgia 21); CFP Championship Game (Clemson 44, Alabama 16)
2019	8-2	Texas (Texas A&M 24, Oklahoma State 21); Peach (LSU 63, Oklahoma 28); Music City (Louisville 38, Mississippi State 28); Orange (Florida 36, Virginia 28); Belk (Kentucky 37, Virginia Tech 30); Outback (Minnesota 31, Auburn 24); Citrus (Alabama 35, Michigan 16); Sugar (Georgia 26, Baylor 14); Gator (Tennessee 23, Indiana 22); CFP Championship Game (LSU 42, Clemson 28)
2020	7-2	Cotton (Oklahoma 55, Florida 20); Armed Forces (Mississippi State 28, Tulsa 26); Peach (Georgia 24, Cincinnati 21); Citrus (Northwestern 35, Auburn 19); Rose (Alabama 31, Notre Dame 14); Gator (Kentucky 23, NC State 21); Outback (Ole Miss 26, Indiana 20); Orange (Texas A&M 41, North Carolina 27); CFP Championship Game (Alabama 52, Ohio State 24).
2021	5-7	Armed Forces (Army 24, Missouri 22); Gasparilla (UCF 29, Florida 17); Birmingham (Houston 17, Auburn 13); Liberty (Texas Tech 34, Mississippi State 7); Duke's Mayo (South Carolina 38, North Carolina 21); Music City (Purdue 48, Tennessee 45); Cotton (Alabama 27, Cincinnati 7); Orange (Georgia 34, Miami 11); Outback (Arkansas 24, Penn State 10); Citrus (Kentucky 20, Iowa 17); Sugar (Baylor 21, Ole Miss 7); Texas (Kansas State 42, LSU 20); CFP Championship Game (Georgia 33, Alabama 18).
2022	7-5	Las Vegas (Oregon State 30, Florida 3); Gasparilla (Wake Forest 27, Missouri 17); Liberty (Arkansas 55, Kansas 53 [3 OT]); Texas (Texas Tech 42, Ole Miss 25); Gator (Notre Dame 45, South Carolina 38); Orange (Tennessee 31, Clemson 14); Sugar (Alabama 45, Kansas State 20); Music City (Iowa 21, Kentucky 0); Peach (Georgia 42, Ohio State 41); ReliaQuest (Mississippi State 19, Illinois 10); Citrus (LSU 63, Purdue 7); CFP Championship Game (Georgia 65, TCU 7).

\* - Record does not include SEC vs. SEC bowl games.

## BOWL GAMES OF SEC MEMBERS

(Listed by Schools)

### ALABAMA

(Won 45, Lost 27, Tied 3)

1-1-26	Rose Bowl	20	Washington	19
1-1-27	Rose Bowl	7	Stanford	7
1-1-31	Rose Bowl	24	Washington State	0
1-1-35	Rose Bowl	29	Stanford	13
1-1-38	Rose Bowl	0	California	13
1-1-42	Cotton Bowl	29	Texas A&M	21
1-1-43	Orange Bowl	37	Boston College	21
1-1-45	Sugar Bowl	26	Duke	29
1-1-46	Rose Bowl	34	Southern Cal	14
1-1-48	Sugar Bowl	7	Texas	27
1-1-53	Orange Bowl	61	Syracuse	6
1-1-54	Cotton Bowl	6	Rice	28
12-9-59	Liberty Bowl	0	Penn State	7
12-17-60	Bluebonnet Bowl	3	Texas	3
1-1-62	Sugar Bowl	10	Arkansas	3
1-1-63	Orange Bowl	17	Oklahoma	0
1-1-64	Sugar Bowl	12	Ole Miss	7
1-1-65	Orange Bowl	17	Texas	21
1-1-66	Orange Bowl	39	Nebraska	28
1-2-67	Sugar Bowl	34	Nebraska	7
1-1-68	Cotton Bowl	16	Texas A&M	20
12-28-68	Gator Bowl	10	Missouri	35
12-13-69	Liberty Bowl	33	Colorado	47
12-31-70	Bluebonnet Bowl	24	Oklahoma	24
1-1-72	Orange Bowl	6	Nebraska	38
1-1-73	Cotton Bowl	13	Texas	17
1-1-74	Sugar Bowl	23	Notre Dame	24
1-1-75	Orange Bowl	11	Notre Dame	13
12-31-75	Sugar Bowl	13	Penn State	6
12-20-76	Liberty Bowl	36	UCLA	6
1-2-78	Sugar Bowl	35	Ohio State	6
1-1-79	Sugar Bowl	14	Penn State	7
1-1-80	Sugar Bowl	24	Arkansas	9
1-1-81	Cotton Bowl	30	Baylor	2
1-1-82	Cotton Bowl	12	Texas	15
12-29-82	Liberty Bowl	21	Illinois	14
12-24-83	Sun Bowl	28	SMU	7
12-28-85	Aloha Bowl	24	Southern Cal	3
12-25-86	Sun Bowl	28	Washington	28
1-2-88	Hall of Fame Bowl	24	Michigan	28
12-29-88	Sun Bowl	29	Army	28
1-1-90	Sugar Bowl	25	Miami	33
1-1-91	Fiesta Bowl	7	Louisville	34
12-28-91	Blockbuster Bowl	30	Colorado	25
1-1-93	Sugar Bowl	34	Miami	13
12-31-93	Gator Bowl	24	North Carolina	10
1-2-95	Citrus Bowl	24	Ohio State	17
1-1-97	Outback Bowl	17	Michigan	14
12-29-98	Music City Bowl	7	Virginia Tech	35
1-1-2000	Orange Bowl	34	Michigan (OT)	35
12-27-01	Independence Bowl	14	Iowa State	13
12-31-04	Music City Bowl	16	Minnesota	20
1-2-06	Cotton Bowl	13	Texas Tech	10
12-28-06	Independence Bowl	31	Oklahoma State	34
12-30-07	Independence Bowl	30	Colorado	24
1-2-09	Sugar Bowl	17	Utah	31
1-7-10	BCS Championship	37	Texas	21
1-1-11	Capital One Bowl	49	Michigan State	7
1-9-12	BCS Championship	21	LSU	0
1-7-13	BCS Championship	42	Notre Dame	14
1-2-14	Sugar Bowl	31	Oklahoma	45
1-1-15	Sugar Bowl (CFP Semis)	35	Ohio State	42
12-31-15	Cotton Bowl (CFP Semis)	38	Michigan State	0
1-11-16	CFP National Champ.	45	Clemson	40
12-31-16	Peach Bowl (CFP Semis)	24	Washington	7
1-9-17	CFP National Champ.	31	Clemson	35
1-1-18	Sugar Bowl (CFP Semis)	24	Clemson	6
1-8-18	CFP National Champ.	26	Georgia	23
12-29-18	Orange Bowl (CFP Semis)	45	Oklahoma	34
1-7-19	CFP National Champ.	16	Clemson	44
1-1-20	Citrus Bowl	35	Michigan	16
1-1-21	Rose (CFP Semis)	31	Notre Dame	14
1-11-21	CFP National Champ.	52	Ohio State	24
12-31-21	Cotton (CFP Semis)	27	Cincinnati	6
1-10-22	CFP National Champ.	18	Georgia	33
12-31-22	Sugar Bowl	45	Kansas State	20

### ARKANSAS

(Won 17, Lost 24, Tied 3)

1-1-34	Dixie Bowl	7	Centenary	7
1-1-47	Cotton Bowl	0	LSU	0
1-1-48	Dixie Bowl	21	William & Mary	19
1-1-55	Cotton Bowl	6	Georgia Tech	14
1-2-60	Gator Bowl	14	Georgia Tech	7
1-1-61	Cotton Bowl	6	Duke	7
1-1-62	Sugar Bowl	3	Alabama	10
1-1-63	Sugar Bowl	13	Ole Miss	17
1-1-65	Cotton Bowl	10	Nebraska	7
1-1-66	Cotton Bowl	7	LSU	14
1-1-69	Sugar Bowl	16	Georgia	2
1-1-70	Sugar Bowl	22	Ole Miss	27
12-20-71	Liberty Bowl	13	Tennessee	14
1-1-76	Cotton Bowl	31	Georgia	10
1-2-78	Orange Bowl	31	Oklahoma	6

12-25-78	Fiesta Bowl	10	UCLA	10
1-1-80	Sugar Bowl	9	Alabama	24
12-27-80	Hall of Fame Bowl	34	Tulane	15
12-28-81	Gator Bowl	27	North Carolina	31
12-31-82	Bluebonnet Bowl	28	Florida	24
12-27-84	Liberty Bowl	15	Auburn	21
12-22-85	Holiday Bowl	18	Arizona State	17
1-1-87	Orange Bowl	8	Oklahoma	42
12-29-87	Liberty Bowl	17	Georgia	20
1-2-89	Cotton Bowl	3	UCLA	17
1-1-90	Cotton Bowl	27	Tennessee	31
12-29-91	Independence Bowl	15	Georgia	24
12-30-95	Carquest Bowl	10	North Carolina	20
1-1-99	Citrus Bowl	31	Michigan	45
1-1-2000	Cotton Bowl	27	Texas	6
12-21-2000	Las Vegas Bowl	14	UNLV	31
1-1-02	Cotton Bowl	3	Oklahoma	10
12-30-02	Music City Bowl	14	Minnesota	29
12-31-03	Independence Bowl	27	Missouri	14
1-1-07	Capital One Bowl	14	Wisconsin	14
1-1-08	Cotton Bowl	7	Missouri	38
1-2-10	Liberty Bowl	20	East Carolina	17
1-4-11	Sugar Bowl	26	Ohio State	31
1-6-12	Cotton Bowl	29	Kansas State	16
12-29-14	Texas Bowl	31	Texas	7
1-2-16	Liberty Bowl	45	Kansas State	23
12-29-16	Belk Bowl	24	Virginia	35
1-1-22	Outback Bowl	24	Penn State	10
12-28-22	Liberty Bowl	55	Kansas	53

### AUBURN

(Won 24, Lost 20, Tied 2)

1-1-37	Rhumba Bowl	7	Villanova	7
1-1-38	Orange Bowl	6	Michigan State	0
1-1-54	Gator Bowl	13	Texas Tech	35
12-31-54	Gator Bowl	33	Baylor	13
12-31-55	Gator Bowl	13	Vanderbilt	25
1-1-64	Orange Bowl	7	Nebraska	13
12-18-65	Liberty Bowl	7	Ole Miss	13
12-28-68	Sun Bowl	34	Arizona	10
12-31-69	Bluebonnet Bowl	7	Houston	36
1-2-71	Gator Bowl	35	Ole Miss	28
1-1-72	Sugar Bowl	22	Oklahoma	40
12-30-72	Gator Bowl	24	Colorado	3
12-29-73	Sun Bowl	17	Missouri	34
12-30-74	Gator Bowl	27	Texas	3
12-18-82	Tangerine Bowl	33	Boston College	26
1-2-84	Sugar Bowl	9	Michigan	7
12-27-84	Liberty Bowl	21	Arkansas	15
1-1-86	Cotton Bowl	16	Texas A&M	36
1-1-87	Citrus Bowl	16	Southern Cal	7
1-1-88	Sugar Bowl	16	Syracuse	16
1-2-89	Sugar Bowl	7	Florida State	13
1-1-90	Hall of Fame Bowl	31	Ohio State	14
12-29-90	Peach Bowl	27	Indiana	23
1-1-96	Outback Bowl	14	Penn State	43
12-31-96	Independence Bowl	32	Army	29
1-2-98	Peach Bowl	21	Clemson	17
1-1-2001	Florida Citrus Bowl	28	Michigan	31
12-31-01	Peach Bowl	10	North Carolina	16
1-1-03	Capital One Bowl	13	Penn State	9
12-31-03	Music City Bowl	28	Wisconsin	14
1-3-05	Sugar Bowl	16	Virginia Tech	13
1-2-06	Capital One Bowl	10	Wisconsin	24
1-1-07	Colton Bowl	17	Nebraska	14
12-31-07	Chick-fil-A Bowl	23	Clemson	20 OT
1-1-10	Outback Bowl	38	Northwestern	35 OT
1-10-11	BCS Championship	22	Oregon	19
12-31-11	Chick-fil-A Bowl	43	Virginia	24
1-6-14	BCS Championship	31	Florida State	34
1-1-15	Outback Bowl	31	Wisconsin	34 OT
12-30-15	Birmingham Bowl	31	Memphis	10
1-2-17	Sugar Bowl	19	Oklahoma	35
1-1-18	Peach Bowl	27	UCF	34
12-28-18	Music City Bowl	63	Purdue	14
1-1-20	Outback Bowl	24	Minnesota	31
1-1-21	Citrus Bowl	19	Northwestern	35
12-28-21	Birmingham Bowl	13	Houston	17

### FLORIDA

(Won 24, Lost 24)

1-1-53	Gator Bowl	14	Tulsa	13
12-27-58	Gator Bowl	3	Ole Miss	7
12-31-60	Gator Bowl	13	Baylor	12
12-28-62	Gator Bowl	17	Penn State	7
1-1-66	Sugar Bowl	18	Missouri	20
1-2-67	Orange Bowl	27	Georgia Tech	12
12-27-69	Gator Bowl	14	Tennessee	13
12-22-73	Tangerine Bowl	7	Miami (Ohio)	16
12-31-74	Sugar Bowl	10	Nebraska	13
12-29-75	Gator Bowl	0	Maryland	13
1-2-77	Sun Bowl	14	Texas A&M	37
12-20-80	Tangerine Bowl	35	Maryland	20
12-31-81	Peach Bowl	6	West Virginia	26
12-31-82	Bluebonnet Bowl	24	Arkansas	28
12-30-83	Gator Bowl	14	Iowa	6



# POSTSEASON

12-25-87	Aloha Bowl	16
12-29-88	All-American Bowl	14
12-30-89	Freedom Bowl	7
1-1-92	Sugar Bowl	28
12-31-92	Gator Bowl	27
1-1-94	Sugar Bowl	41
1-2-95	Sugar Bowl	17
1-2-96	Fiesta Bowl	24
1-2-97	Sugar Bowl	52
1-1-98	Citrus Bowl	21
1-2-99	Orange Bowl	31
1-1-2000	Citrus Bowl	34
1-2-2001	Sugar Bowl	20
1-2-02	Orange Bowl	56
1-1-03	Outback Bowl	30
1-1-04	Outback Bowl	17
12-31-04	Peach Bowl	10
1-2-06	Outback Bowl	31
1-8-07	BCS Championship	41
1-1-08	Capital One Bowl	35
1-1-09	BCS Championship	24
1-1-10	Sugar Bowl	51
1-1-11	Outback Bowl	37
1-1-12	Gator Bowl	24
1-2-13	Sugar Bowl	23
1-3-15	Birmingham Bowl	28
1-1-16	Citrus Bowl	7
1-2-17	Outback Bowl	30
12-29-18	Peach Bowl	41
12-30-19	Orange Bowl	36
12-30-20	Cotton Bowl	19
12-23-21	Gasparilla Bowl	17
12-17-22	Las Vegas Bowl	3

## GEORGIA

(Won 37, Lost 21, Tied 3)

1-1-42	Orange Bowl	40
1-1-43	Rose Bowl	9
1-1-46	Oil Bowl	20
1-1-47	Sugar Bowl	20
1-1-48	Gator Bowl	20
1-1-49	Orange Bowl	28
12-9-50	Presidential Bowl	20
1-1-60	Orange Bowl	14
12-26-64	Sun Bowl	7
12-31-66	Cotton Bowl	24
12-16-67	Liberty Bowl	7
1-1-69	Sugar Bowl	2
12-20-69	Sun Bowl	6
12-31-71	Gator Bowl	7
12-28-73	Peach Bowl	17
12-20-74	Tangerine Bowl	10
1-1-76	Cotton Bowl	10
1-1-77	Sugar Bowl	3
12-31-78	Bluebonnet Bowl	22
1-1-81	Sugar Bowl	17
1-1-82	Sugar Bowl	20
1-1-83	Sugar Bowl	23
1-2-84	Cotton Bowl	10
12-22-84	Citrus Bowl	17
12-28-85	Sun Bowl	13
12-23-86	Hall of Fame Bowl	24
12-29-87	Liberty Bowl	20
1-1-89	Gator Bowl	34
12-30-89	Peach Bowl	18
12-29-91	Independence Bowl	24
1-1-93	Citrus Bowl	21
12-30-95	Peach Bowl	27
1-1-98	Outback Bowl	33
12-31-98	Peach Bowl	35
1-1-2000	Outback Bowl	28
12-24-2000	Oahu Bowl	37
12-28-01	Music City Bowl	16
1-1-03	Sugar Bowl	26
1-1-04	Capital One Bowl	34
1-1-05	Outback Bowl	24
1-2-06	Sugar Bowl	35
12-30-06	Chick-fil-A	31
1-1-08	Sugar Bowl	41
1-1-09	Capital One Bowl	24
12-28-09	Independence Bowl	44
12-31-10	Liberty Bowl	6
1-1-12	Outback Bowl	30
1-1-13	Capital One Bowl	45
1-1-14	Gator Bowl	19
12-30-14	Belk Bowl	37
1-2-16	TaxSlayer Bowl	24
12-30-16	Liberty Bowl	31
1-1-18	Rose Bowl	54
1-8-18	CFP National Champ.	23
1-1-19	Sugar Bowl	21
1-1-20	Sugar Bowl	26
1-1-21	Peach Bowl	24
12-31-21	Orange Bowl	34
1-10-22	CFP National Champ.	33
12-31-22	Peach Bowl	42
1-9-23	CFP National Champ.	65

## KENTUCKY

(Won 11, Lost 10)

12-6-47	Great Lakes Bowl	24
1-2-50	Orange Bowl	13
1-1-51	Sugar Bowl	13

UCLA	20
Illinois	10
Washington	34
Notre Dame	39
N.C. State	10
West Virginia	7
Florida State	23
Nebraska	62
Florida State	20
Penn State	6
Syracuse	10
Michigan State	37
Miami (Fla.)	37
Maryland	23
Michigan	38
Iowa	37
Miami (Fla.)	27
Iowa	24
Ohio State	14
Michigan	41
Oklahoma	14
Cincinnati	24
Penn State	24
Ohio State	17
Louisville	33
East Carolina	20
Michigan	41
Iowa	3
Michigan	15
Virginia	28
Northwestern	35
UCF	29
Oregon State	30

TCU	26
UCLA	0
Tulsa	6
North Carolina	10
Maryland	20
Texas	41
Texas A&M	40
Missouri	0
Texas Tech	0
SMU	9
N.C. State	14
Arkansas	16
Nebraska	45
North Carolina	3
Maryland	16
Miami (Ohio)	21
Arkansas	31
Pittsburgh	27
Stanford	25
Notre Dame	10
Pittsburgh	24
Penn State	27
Texas	9
Florida State	17
Arizona	13
Boston College	27
Arkansas	17
Michigan State	27
Syracuse	19
Arkansas	15
Ohio State	14
Virginia	34
Wisconsin	6
Virginia	33
Purdue (OT)	25
Virginia	14
Boston College	20
Florida State	13
Purdue (OT)	27
Wisconsin	21
West Virginia	2
Virginia Tech	24
Hawaii	10
Michigan State	10
Texas A&M	12
Central Florida	10
Michigan State	33 (3OT)
Nebraska	31
Nebraska	24
Louisville	14
Penn State	17
TCU	23
Oklahoma	48
Alabama	26
Texas	28
Baylor	14
Cincinnati	21
Michigan	11
Alabama	18
Ohio State	41
TCU	7

1-1-52	Cotton Bowl	20
12-31-76	Peach Bowl	21
12-22-83	Hall of Fame Bowl	16
12-29-84	Hall of Fame Bowl	20
12-31-93	Peach Bowl	13
1-1-99	Outback Bowl	14
12-29-99	Music City Bowl	13
12-29-06	Music City Bowl	28
12-31-07	Music City Bowl	35
1-2-09	Liberty Bowl	25
12-27-09	Music City Bowl	13
1-8-11	BBVA Compass Bowl	10
12-31-16	TaxSlayer Bowl	18
12-29-17	Music City Bowl	23
1-1-19	Citrus Bowl	27
12-31-19	Belk Bowl	37
1-2-21	Gator Bowl	23
1-1-22	Citrus Bowl	20
12-31-22	Music City Bowl	0

TCU	7
North Carolina	0
West Virginia	20
Wisconsin	19
Clemson	14
Penn State	26
Syracuse	20
Clemson	20
Florida State	28
East Carolina	19
Clemson	21
Pittsburgh	27
Georgia Tech	33
Northwestern	24
Penn State	24
Virginia Tech	30
Virginia Tech	21
Iowa	17
Iowa	21

## LSU

(Won 29, Lost 24, Tied 1)

1-1-36	Sugar Bowl	2
1-1-37	Sugar Bowl	14
1-1-38	Sugar Bowl	0
1-1-44	Orange Bowl	19
1-1-47	Cotton Bowl	0
1-2-50	Sugar Bowl	0
1-1-59	Sugar Bowl	7
1-1-60	Sugar Bowl	0
1-1-62	Orange Bowl	25
1-1-63	Cotton Bowl	13
12-21-63	Bluebonnet Bowl	7
1-1-65	Sugar Bowl	13
1-1-66	Cotton Bowl	14
1-1-68	Sugar Bowl	20
12-30-68	Peach Bowl	31
1-1-71	Orange Bowl	12
12-18-71	Sun Bowl	33
12-30-72	Bluebonnet Bowl	17
1-1-74	Orange Bowl	9
12-31-77	Sun Bowl	14
12-23-78	Liberty Bowl	15
12-22-79	Tangerine Bowl	34
1-1-83	Orange Bowl	20
1-1-85	Sugar Bowl	10
12-27-85	Liberty Bowl	7
1-1-87	Sugar Bowl	15
12-31-87	Gator Bowl	30
1-2-89	Hall of Fame Bowl	10
12-29-95	Independence Bowl	45
12-28-96	Peach Bowl	10
12-28-97	Independence Bowl	27
12-29-2000	Peach Bowl	28
1-1-02	Sugar Bowl	47
1-1-03	Cotton Bowl	20
1-4-04	Sugar Bowl	21
1-1-05	Capital One Bowl	25
1-30-05	Chick-fil-A Bowl	40
1-3-07	Sugar Bowl	41
1-7-08	BCS Championship	38
12-31-08	Chick-fil-A Bowl	38
1-1-10	Capital One Bowl	17
1-7-11	Cotton Bowl	41
1-9-12	BCS Championship	0
12-31-12	Chick-fil-A Bowl	24
1-1-14	Outback Bowl	21
12-30-14	Music City Bowl	28
12-29-16	Texas Bowl	56
12-31-16	Citrus Bowl	28
1-1-18	Citrus Bowl	17
1-1-19	Fiesta Bowl	40
12-28-19	Peach Bowl	63
1-13-20	CFP National Champ.	42
1-4-22	Texas Bowl	20
1-2-23	Citrus Bowl	63

TCU	3
Santa Clara	21
Santa Clara	6
Texas A&M	14
Arkansas	0
Oklahoma	35
Clemson	0
Ole Miss	21
Colorado	7
Texas	0
Baylor	14
Syracuse	10
Arkansas	7
Wyoming	13
Florida State	27
Nebraska	17
Iowa State	15
Tennessee	24
Penn State	16
Stanford	24
Missouri	20
Wake Forest	10
Nebraska	21
Nebraska	28
Baylor	21
Nebraska	30
South Carolina	13
Syracuse	23
Michigan State	20
Clemson	7
Notre Dame	9
Georgia Tech	14
Illinois	34
Texas	35
Oklahoma	14
Iowa	30
Miami (Fla.)	3
Notre Dame	14
Ohio State	24
Georgia Tech	3
Penn State	19
Texas A&M	24
Alabama	21
Clemson	25
Iowa	14
Notre Dame	31
Texas Tech	27
Louisville	9
Notre Dame	21
UCF	32
Oklahoma	28
Clemson	25
Kansas State	42
Purdue	7

## OLE MISS

(Won 25, Lost 15)

1-1-36	Orange Bowl	19
1-1-49	Delta Bowl	13
1-1-53	Sugar Bowl	7
1-1-55	Sugar Bowl	0
1-2-56	Cotton Bowl	19
1-1-58	Sugar Bowl	34
12-27-58	Gator Bowl	7
1-1-60	Sugar Bowl	21
1-2-61	Sugar Bowl	14
1-1-62	Cotton Bowl	7
1-1-63	Sugar Bowl	17
1-1-64	Sugar Bowl	7
12-19-64	Bluebonnet Bowl	7
12-18-65	Liberty Bowl	13
12-17-66	Bluebonnet Bowl	0
12-30-67	Sun Bowl	7
12-14-68	Liberty Bowl	34
1-1-70	Sugar Bowl	27
1-2-71	Gator Bowl	28
12-30-71	Peach Bowl	41
12-10-83	Independence Bowl	3
12-20-86	Independence Bowl	20
12-28-89	Liberty Bowl	42
1-1-91	Gator Bowl	3

Catholic U.	20
TCU	9
Georgia Tech	24
Navy	21
TCU	13
Texas	7
Florida	3
LSU	0
Rice	6
Texas	12
Arkansas	13
Alabama	12
Tulsa	14
Auburn	7
Texas	19
UTEP	14
Virginia Tech	17
Arkansas	22
Auburn	35
Georgia Tech	18
Air Force	9
Texas Tech	17
Air Force	29
Michigan	35

# POSTSEASON

12-31-92	Liberty Bowl	13	Air Force	0
12-26-97	Motor City Bowl	34	Marshall	31
12-31-98	Independence Bowl	35	Texas Tech	18
12-31-99	Independence Bowl	27	Oklahoma	25
12-28-2000	Music City Bowl	38	West Virginia	49
12-27-02	Independence Bowl	27	Nebraska	23
1-2-04	Cotton Bowl	31	Oklahoma State	28
1-1-09	Cotton Bowl	47	Texas Tech	34
1-2-10	Cotton Bowl	21	Oklahoma State	7
1-5-13	BBVA Compass Bowl	38	Pittsburgh	17
12-30-13	Music City Bowl	25	Georgia Tech	17
12-31-14	Chick-fil-A Peach Bowl	3	TCU	42
1-1-16	Sugar Bowl	48	Oklahoma State	20
1-2-21	Outback Bowl	26	Indiana	20
1-1-22	Sugar Bowl	7	Baylor	21
12-28-22	Texas Bowl	25	Texas Tech	42

## MISSISSIPPI STATE (Won 15, Lost 10)

1-1-37	Orange Bowl	12	Duquesne	13
1-1-41	Orange Bowl	14	Georgetown	7
12-21-63	Liberty Bowl	16	N.C. State	2
12-28-74	Sun Bowl	26	North Carolina	24
12-27-80	Sun Bowl	17	Nebraska	31
12-31-81	Hall of Fame Bowl	10	Kansas	0
12-29-91	Liberty Bowl	15	Air Force	38
1-2-93	Peach Bowl	17	North Carolina	21
1-1-95	Peach Bowl	24	North Carolina State	28
1-1-99	Cotton Bowl	11	Texas	38
12-30-99	Peach Bowl	17	Clemson	7
12-31-2000	Independence Bowl	43	Texas A&M	41 [OT]
12-29-07	Liberty Bowl	10	Central Florida	3
1-1-11	Gator Bowl	52	Michigan	14
12-30-11	Music City Bowl	23	Wake Forest	17
1-1-13	Gator Bowl	20	Northwestern	34
12-31-13	Liberty Bowl	44	Rice	7
12-31-14	Orange Bowl	34	Georgia Tech	49
12-30-15	Belk Bowl	51	N.C. State	28
12-26-16	St. Petersburg Bowl	17	Miami (OH)	16
12-30-17	TaxSlayer Bowl	31	Louisville	27
1-1-19	Outback Bowl	22	Iowa	27
12-30-19	Music City	28	Louisville	38
12-31-20	Armed Forces	28	Tulsa	26
12-28-21	Liberty Bowl	7	Texas Tech	34
1-2-23	ReliaQuest Bowl	19	Illinois	10

## MISSOURI (Won 2, Lost 4)

1-3-14	Cotton Bowl	41	Oklahoma State	31
1-1-15	Citrus Bowl	33	Minnesota	17
12-27-17	Texas Bowl	16	Texas	33
12-31-18	Liberty Bowl	33	Oklahoma State	38
12-22-21	Armed Forces	22	Army	24
12-23-22	Gasparilla Bowl	17	Wake Forest	27

## SOUTH CAROLINA (Won 10, Lost 15)

1-1-46	Gator Bowl	14	Wake Forest	26
12-30-69	Peach Bowl	3	West Virginia	14
12-20-75	Tangerine Bowl	7	Miami (Ohio)	20
12-29-79	Hall of Fame Bowl	14	Missouri	24
12-29-80	Gator Bowl	9	Pittsburgh	37
12-28-84	Gator Bowl	14	Oklahoma State	21
12-31-87	Gator Bowl	13	LSU	30
12-28-88	Liberty Bowl	10	Indiana	34
12-30-94	Carquest Bowl	24	West Virginia	21
1-1-2001	Outback Bowl	24	Ohio State	7
1-1-02	Outback Bowl	31	Ohio State	28
1-30-05	Independence Bowl	31	Missouri	38
12-29-06	Liberty Bowl	44	Houston	36
1-1-09	Outback Bowl	10	Iowa	31
1-2-10	Papajohns.com Bowl	7	Connecticut	20
12-31-10	Chick-fil-A Bowl	17	Florida State	26
1-1-12	Capital One Bowl	30	Nebraska	13
1-1-13	Outback Bowl	33	Michigan	28
1-1-14	Capital One Bowl	34	Wisconsin	24
12-27-14	Independence Bowl	24	Miami	21
12-29-16	Birmingham Bowl	39	USF	46
12-29-16	Outback	26	Michigan	19
12-19-18	Belk Bowl	0	Virginia	20
12-30-22	Duke's Mayo Bowl	38	North Carolina	21
12-30-22	Gator Bowl	38	Notre Dame	45

## TENNESSEE (Won 30, Lost 25)

12-5-31	New York Bowl*	13	NYU	0
1-1-39	Orange Bowl	17	Oklahoma	0
1-1-40	Rose Bowl	0	Southern Cal	19
1-1-41	Sugar Bowl	13	Boston College	14
1-1-43	Sugar Bowl	14	Tulsa	7
1-1-45	Rose Bowl	0	Southern Cal	25
1-1-47	Orange Bowl	0	Rice	8
1-1-51	Cotton Bowl	20	Texas	14
1-1-52	Sugar Bowl	13	Maryland	28
1-1-53	Cotton Bowl	0	Texas	16
1-1-57	Sugar Bowl	7	Baylor	13
12-28-57	Gator Bowl	3	Texas A&M	0
12-18-65	Bluebonnet Bowl	27	Tulsa	6
12-31-66	Gator Bowl	18	Syracuse	12
1-1-68	Orange Bowl	24	Oklahoma	26
1-1-69	Cotton Bowl	13	Texas	36

12-27-69	Gator Bowl	13	Florida	14
1-1-71	Sugar Bowl	34	Air Force	13
12-20-71	Liberty Bowl	14	Arkansas	13
12-30-72	Bluebonnet Bowl	24	LSU	17
12-29-73	Gator Bowl	19	Texas Tech	28
12-16-74	Liberty Bowl	7	Maryland	3
12-31-79	Bluebonnet Bowl	22	Purdue	27
12-13-81	Garden State Bowl	28	Wisconsin	21
12-31-82	Peach Bowl	22	Iowa	28
12-17-83	Citrus Bowl	30	Maryland	23
12-22-84	Sun Bowl	27	Maryland	28
1-1-86	Sugar Bowl	35	Miami	7
12-29-86	Liberty Bowl	21	Minnesota	14
1-2-88	Peach Bowl	27	Indiana	22
1-1-90	Cotton Bowl	31	Arkansas	27
1-1-91	Sugar Bowl	23	Virginia	22
1-1-92	Fiesta Bowl	17	Penn State	42
1-1-93	Hall of Fame Bowl	38	Boston College	23
1-1-94	Citrus Bowl	13	Penn State	31
12-30-94	Gator Bowl	45	Virginia Tech	23
1-1-96	Citrus Bowl	20	Ohio State	14
1-1-97	Citrus Bowl	48	Northwestern	28
1-2-98	Orange Bowl	17	Nebraska	42
1-4-99	Fiesta Bowl	23	Florida State	16
1-2-2000	Fiesta Bowl	21	Nebraska	31
1-1-2001	Cotton Bowl	21	Kansas State	35
1-1-02	Citrus Bowl	45	Michigan	17
12-31-02	Peach Bowl	3	Maryland	30
1-2-04	Peach Bowl	14	Clemson	27
1-1-05	Cotton Bowl	38	Texas A&M	7
1-1-07	Outback Bowl	10	Penn State	20
1-1-08	Outback Bowl	21	Wisconsin	17
12-31-10	Chick-fil-A Bowl	14	Virginia Tech	37
12-30-10	Music City Bowl	27	North Carolina	30 OT
12-15	Gator Bowl	45	Iowa	28
1-1-16	Outback Bowl	45	Northwestern	6
12-30-16	Music City Bowl	38	Nebraska	24
1-2-20	Gator Bowl	23	Indiana	22
12-30-21	Music City Bowl	45	Purdue	48
12-30-22	Orange Bowl	31	Clemson	14

## TEXAS A&M (Won 6, Lost 2)

1-4-13	Cotton Bowl	41	Oklahoma	13
12-31-13	Chick-fil-A Bowl	52	Duke	48
12-29-14	Liberty Bowl	45	West Virginia	37
12-30-15	Music City Bowl	21	Louisville	27
12-28-16	Texas Bowl	28	Kansas State	33
12-29-17	Belk Bowl	52	Wake Forest	55
12-31-18	Gator Bowl	52	NC State	13
12-27-19	Texas Bowl	24	Oklahoma State	21
1-2-21	Orange	41	North Carolina	27

## VANDERBILT (Won 4, Lost 4, Tied 1)

12-31-55	Gator Bowl	25	Auburn	13
12-28-74	Peach Bowl	6	Texas Tech	6
12-31-82	Hall of Fame Bowl	28	Air Force	36
12-31-09	Music City Bowl	16	Boston College	14
12-31-11	Liberty Bowl	24	Cincinnati	31
12-31-12	Music City Bowl	38	N.C. State	24
12-4-14	BBVA Compass Bowl	41	Houston	24
12-26-16	Independence	17	NC State	41
12-27-18	Texas Bowl	38	Baylor	45

## BOWL GAMES OF FORMER SEC MEMBERS

(Listed by Schools)

## GEORGIA TECH (Won 10, Lost 5)

1-1-40	Orange Bowl	21	Missouri	7
1-1-43	Cotton Bowl	7	Texas	14
1-1-44	Sugar Bowl	20	Tulsa	18
1-1-45	Orange Bowl	12	Tulsa	26
1-1-47	Oil Bowl	41	St. Mary's	19
1-1-48	Orange Bowl	20	Kansas	14
1-1-52	Orange Bowl	17	Baylor	14
1-1-53	Sugar Bowl	24	Ole Miss	7
1-1-54	Sugar Bowl	42	West Virginia	19
1-1-55	Cotton Bowl	14	Arkansas	6
12-25-6	Sugar Bowl	7	Pittsburgh	0
12-29-56	Gator Bowl	21	Pittsburgh	14
1-2-60	Gator Bowl	7	Arkansas	14
12-30-61	Gator Bowl	15	Penn State	30
12-22-62	Bluebonnet Bowl	10	Missouri	14

## TULANE (Won 1, Lost 1)

1-1-35	Sugar Bowl	20	Temple	14
1-1-40	Sugar Bowl	13	Texas A&M	14



# POSTSEASON

## SEC BOWL RECORDS

### TEAM

#### TOTAL OFFENSE MOST PLAYS

105	Tennessee vs. Purdue (2021 Music City)
97	LSU vs. Illinois (2002 Sugar)
95	Georgia vs. Virginia (1995 Peach)
95	LSU vs. Texas (2003 Cotton)

#### MOST PLAYS, BOTH TEAMS

191	Texas A&M (94) vs. Wake Forest (97) (2017 Belk)
187	Missouri (91) vs. Oklahoma State (96) (2014 Cotton)
185	Tennessee (105) vs. Purdue (80) (2021 Music City)
172	Ole Miss (84) vs. Texas Tech (88) (2022 Texas)
171	Arkansas (81) vs. Kansas (90) (2022 Liberty)
171	Auburn (82) vs. Arizona (89) (1968 Sun)

#### MOST YARDS

692	LSU vs. Oklahoma (2019 Peach)
659	Florida vs. Maryland (2002 Orange)
659	Florida vs. Cincinnati (2010 Sugar)

#### MOST YARDS, BOTH TEAMS

1,293	Tennessee (666) vs. Purdue (627) (2021 Music City)
1,284	Arkansas (681) vs. Kansas (603) (2022 Liberty)
1,260	Texas A&M (614) vs. Wake Forest (660) (2017 Belk)
1,202	Texas A&M (541) vs. Duke (661) (2013 Chick-fil-A)
1,182	Mississippi State (605) vs. Georgia Tech (577) (2014 Orange)
1,139	Missouri (637) vs. Oklahoma State (502) (2018 Liberty)

#### HIGHEST AVERAGE PER PLAY

10.3 (62-638)	LSU vs. Texas Tech (2015 Texas)
9.6 (66-633)	Texas A&M vs. Oklahoma (2013 Cotton)
9.4 (70-659)	Florida vs. Cincinnati (2010 Sugar)
9.4 (74-692)	LSU vs. Oklahoma (2019 Peach)

#### RUSHING

##### MOST ATTEMPTS

68	Mississippi State vs. North Carolina (1974 Sun)
----	---

##### MOST ATTEMPTS, BOTH TEAMS

#122	Mississippi State (68) vs. North Carolina (54) (1974 Sun)
116	Alabama (46) vs. Colorado (70) (1969 Liberty)
113	Auburn (42) vs. Missouri (71) (1973 Sun)

##### MOST NET YARDS

455	Mississippi State vs. North Carolina (1974 Sun)
423	Auburn vs. Baylor (1954 Gator)

##### MOST NET YARDS, BOTH TEAMS

732	Mississippi State (455) vs. North Carolina (277) (1974 Sun)
695	Oklahoma (435) vs. Florida (250) (2020 Cotton)
681	Tennessee (320) vs. Arkansas (361) (1990 Cotton)
628	Alabama (155) vs. Colorado (473) (1969 Liberty)

##### HIGHEST RUSHING AVERAGE

12.0 (24-287)	Vanderbilt vs. Baylor (2018 Texas)
11.8 (34-401)	Texas A&M vs. NC State (2018 Gator)
10.9 (40-435)	Oklahoma vs. Florida (2020 Cotton)
10.5 (31-326)	Texas A&M vs. Oklahoma (2013 Cotton)

#### PASSING

##### MOST ATTEMPTS

63	Texas A&M vs. Wake Forest (2017 Belk)
59	Georgia vs. Virginia (1995 Peach)
58	Florida vs. Notre Dame (1992 Sugar)

##### MOST ATTEMPTS, BOTH TEAMS

112	Texas A&M (63) vs. Wake Forest (49) (2017 Belk)
111	Auburn (33) vs. Northwestern (78) (OT) (2010 Outback)
101	Missouri (44) vs. Oklahoma State (57) (2014 Cotton)
100	Kentucky (50) vs. Florida State (50) (2007 Music City)

##### MOST COMPLETIONS

42	Texas A&M vs. Wake Forest (2017 Belk)
38	Vanderbilt vs. Air Force (1982 Hall of Fame)
36	Alabama vs. Ohio State (2021 CFP National Championship)

35	Alabama vs. Georgia (2022 CFP National Championship)
33	Alabama vs. Army (1988 John Hancock)
33	Florida vs. Maryland (2002 Orange)
33	Mississippi State vs. Georgia Tech (2014 Orange)

#### MOST COMPLETIONS, BOTH TEAMS

74	Texas A&M (42) vs. Wake Forest (32) (2017 Belk)
67	Auburn (20) vs. Northwestern (47) (OT) (2010 Outback)
59	Texas A&M (30) vs. Duke (29) (2013 Chick-fil-A)
58	Florida (31) vs. Cincinnati (27) (2010 Sugar)
58	Texas A&M (23) vs. Oklahoma (35) (2013 Cotton)

#### MOST YARDS

532	LSU vs. Oklahoma (2019 Peach)
499	Texas A&M vs. Wake Forest (2017 Belk)
482	Florida vs. Cincinnati (2010 Sugar)

#### MOST YARDS, BOTH TEAMS

912	Tennessee (378) vs. Purdue (534) (2021 Music City)
899	Texas A&M (499) vs. Wake Forest (400) (2017 Belk)
809	Texas A&M (382) vs. Duke (427) (2013 Chick-fil-A)
774	Florida (449) vs. Florida State (325) (1995 Sugar)
767	Auburn (235) vs. Northwestern (532) (2010 Outback)

#### HIGHEST COMPLETION PERCENTAGE

.900 (9-10)	Ole Miss vs. Air Force (1992 Liberty)
.897 (26-29)	Georgia vs. Wisconsin (1998 Outback)
.885 (23-26)	South Carolina vs. Wisconsin (2014 Capital One)

#### SCORING

##### MOST TOUCHDOWNS

9	Georgia vs. TCU (2023 CFP National Championship)
9	Auburn vs. Purdue (2018 Music City)
9	LSU vs. Purdue (2023 Citrus)
9	Alabama vs. Syracuse (1953 Orange)
9	LSU vs. Oklahoma (2019 Peach)
8	LSU vs. Texas Tech (2015 Texas)
8	Florida vs. Maryland (2002 Orange)
7	LSU vs. Illinois (2002 Sugar)
7	Florida vs. Cincinnati (2010 Sugar)
7	Mississippi State vs. N.C. State (2015 Belk)
7	Texas A&M vs. Wake Forest (2017 Belk)
7	Georgia vs. Oklahoma (2017 Belk)
7	Texas A&M vs. N.C. State (2018 Gator)
7	Alabama vs. Ohio State (2021 CFP National Championship)

##### MOST TOUCHDOWNS, BOTH TEAMS

14	Texas A&M (7) vs. Wake Forest (7) (2017 Belk)
13	Georgia (7) vs. Oklahoma (6) (2018 Rose)
13	LSU (9) vs. Oklahoma (4) (2019 Peach)

##### MOST FIELD GOALS

#5	Mississippi State vs. N.C. State (1995 Peach)
#5	Florida vs. Notre Dame (1992 Sugar)
#5	Alabama vs. LSU (2012 BCS Championship)
4	Alabama vs. Ole Miss (1964 Sugar)
4	Georgia vs. Virginia (1995 Peach)
4	Georgia vs. Florida State (2003 Sugar)
4	LSU vs. Miami, Fla. (2006 Peach)
4	Georgia vs. Nebraska (2014 Gator)
4	Alabama vs. Georgia (2022 CFP National Championship)

##### MOST FIELD GOALS, BOTH TEAMS

#7	Mississippi State (5) vs. N.C. State (2) (1995 Peach)
6	Georgia (4) vs. Virginia (2), (1995 Peach)
6	Florida (5) vs. Notre Dame (1) (1992 Sugar)
6	Auburn (3) vs. Syracuse (3) (1988 Sugar)
6	Tennessee (1) vs. Maryland (5) (1983 Citrus)
6	Tennessee (3) vs. Indiana (3) (2020 Gator)

##### MOST POINTS SCORED

65	Georgia vs. TCU (2023 CFP National Championship)
63	LSU vs. Purdue (2023 Citrus)
63	Auburn vs. Purdue (2018 Music City)
63	LSU vs. Oklahoma (2019 Peach)
61	Alabama vs. Syracuse (1953 Orange)
56	LSU vs. Texas Tech (2015 Texas)
56	Florida vs. Maryland (2002 Orange)



# POSTSEASON

55	Arkansas vs. Kansas (2022 Liberty)
54	Georgia vs. Oklahoma (2018 Rose)
52	Texas A&M vs. Duke (2013 Chick-fil-A)
52	Florida vs. Florida State (1997 Sugar)
52	Texas A&M vs. Wake Forest (2017 Belk)
52	Texas A&M vs. N.C. State (2018 Gator)
52	Alabama vs. Ohio State (2021 CFP National Championship)

## MOST POINTS SCORED, BOTH TEAMS

108	Arkansas (55) vs. Kansas (53) (2022 Liberty)
107	Texas A&M (52) vs. Wake Forest (55) (2017 Belk)
102	Georgia (54) vs. Oklahoma (48) (2018 Rose)
100	Texas A&M (52) vs. Duke (48) (2013 Chick-fil-A)

## MISCELLANEOUS RECORDS

### MOST FIRST DOWNS

33	Mississippi State vs. Georgia Tech (2015 Orange)
33	Alabama vs. Ohio State (2021 CFP National Championship)
32	Georgia vs. TCU (2023 CFP National Championship)
32	LSU vs. Illinois (2002 Sugar)
32	Tennessee vs. Texas A&M (2005 Cotton)
32	Texas A&M vs. Wake Forest (2017 Belk)

### MOST PUNTS

16	Alabama vs. Texas A&M (1942 Cotton)
15	Tennessee vs. Rice (1947 Orange)
14	LSU vs. Santa Clara (1938 Sugar)

### HIGHEST PUNTING AVERAGE

55.0 (7-385)	Alabama vs. Ohio State (2015 Sugar)
54.0 (4-216)	Florida vs. Michigan (2016 Citrus)

52.3 (6-314)	Tennessee vs. Nebraska (1998 Orange)
50.0 (5-250)	Mississippi State vs. Nebraska (1980 Sun)

## MOST FUMBLES

11	Ole Miss vs. Alabama (1964 Sugar)
7	Five Times

## MOST FUMBLES LOST

#6	Ole Miss vs. Alabama (1964 Sugar) (11 fumbles)
5	Georgia vs. Stanford (1978 Bluebonnet) (6 fumbles)
5	Auburn vs. Texas (1974 Gator) (7 fumbles)
5	Georgia vs. Arkansas (1969 Sugar) (7 fumbles)
5	Auburn vs. Vanderbilt (1955 Gator) (5 fumbles)

## MOST PENALTIES

#21	Mississippi State vs. Clemson (1999 Peach)
18	Alabama vs. Michigan (2000 Orange)

## MOST YARDS PENALIZED

188	Mississippi State vs. Clemson (1999 Peach)
140	Auburn vs. Northwestern (2010 Outback)
145	LSU vs. UCF (2019 Fiesta)
132	Alabama vs. Michigan (2000 Orange)

## FEWEST RUSHING YARDS ALLOWED

-48	Alabama vs. Michigan State (28 attempts) (2011 Capital One)
-----	---

## LARGEST DEFICIT OVERCOME TO WIN

25	Georgia (28) vs. Purdue (25) (2000 Outback) (UGA trailed 25-0 in 2Q)
----	--

## SEC BOWL RECORDS

### INDIVIDUAL

#### TOTAL OFFENSE

##### MOST PLAYS

68	Hines Ward, Georgia vs. Virginia (1995 Peach)
67	Casey Clausen, Tennessee vs. Clemson (2004 Peach)
66	Dak Prescott, Mississippi State vs. Georgia Tech (2014 Orange)

##### MOST TOTAL YARDS

533	Tim Tebow, Florida vs. Cincinnati (2010 Sugar)
521	Joe Burrow, LSU vs. Clemson (2020 CFP Championship)
516	Johnny Manziel, Texas A&M vs. Oklahoma (2013 Cotton)
514	Joe Burrow, LSU vs. Oklahoma (2019 Peach)

##### HIGHEST AVERAGE PER PLAY

18.7	Ke'Shawn Vaughn, Vanderbilt vs. Baylor (2018 Texas Bowl)
18.6	Brock Bowers, Georgia vs. TCU (2023 CFP National Championship)
17.6	Ladd McConkey, Georgia vs. TCU (2023 CFP National Championship)
16.8	Malik Hornsby, Arkansas vs. Penn State (2022 Outback Bowl)
16.5	Sony Michel, Georgia vs. Oklahoma (2018 Rose Bowl)

##### MOST TOUCHDOWNS RESPONSIBLE FOR

8	Joe Burrow, LSU vs. Oklahoma (2019 Peach)
6	Stetson Bennett, Georgia vs. TCU (2022 CFP National Championship)
6	Joe Burrow, LSU vs. Clemson (2020 CFP National Championship)
5	Bryce Young, Alabama vs. Kansas State (2022 Sugar)
5	Hendon Hooker, Tennessee vs. Purdue (2021 Music City)
5	Mac Jones, Alabama vs. Ohio State (2021 CFP National Championship)
5	Jarrett Stidham, Auburn vs. Purdue (2018 Music City)
5	Kyle Allen, Texas A&M vs. West Virginia (2014 Liberty)
5	Johnny Manziel, Texas A&M vs. Duke (2013 Chick-fil-A)
5	Dak Prescott, Mississippi State vs. Rice (2013 Liberty)
5	Aaron Murray, Georgia vs. Nebraska (2013 Capital One)
5	Casey Clausen, Tennessee vs. Michigan (2002 Citrus)

#### RUSHING

##### MOST ATTEMPTS

43	Fred Taylor, Florida vs. Penn State (1998 Citrus)
39	Errict Rhett, Florida vs. N.C. State (1992 Gator)
37	Ronnie Brown, Auburn vs. Penn State (2003 Capital One)

##### MOST NET YARDS

266	Nick Chubb, Georgia vs. Louisville (2014 Belk)
250	Chuck Webb, Tennessee vs. Arkansas (1990 Cotton)

243	Ke'Shawn Vaughn, Vanderbilt vs. Baylor (2018 Music City)
234	Kevin Faulk, LSU vs. Michigan State (1995 Independence)
234	Fred Taylor, Florida vs. Penn State (1998 Citrus)
233	Lynn Bowden Jr., Kentucky vs. Virginia Tech (2019 Belk)

##### HIGHEST AVERAGE PER RUSH

18.7	Ke'Shawn Vaughn, Vanderbilt vs. Baylor (2018 Texas Bowl) [13-243]
16.8	Malik Hornsby, Arkansas vs. Penn State (2022 Outback Bowl) [4 for 67]
16.5	Sony Michel, Georgia vs. Oklahoma (2018 Rose Bowl) [11-181]
16.0	l'Tavius Mathers, Ole Miss vs. Pitt (2013 BBVA Compass) [6 for 96]
15.2	Travin Dural, LSU vs. Notre Dame (2014 Music City) [4 for 61]
15.0	Kenyan Drake, Alabama vs. Michigan State (2016 Cotton Bowl) [4 for 60]

##### MOST RUSHING TOUCHDOWNS

4	Domanick Davis, LSU vs. Illinois (2002 Sugar)
4	Leonard Fournette, LSU vs. Texas Tech (2015 Texas)

##### ALL-PURPOSE RUSHING YARDS

#359	Sherman Williams, Alabama vs. Ohio State (1995 Citrus)
267	Jameon Lewis, Mississippi State vs. Rice (2013 Liberty)
266	Nick Chubb, Georgia vs. Louisville (2014 Belk)

#### PASSING

##### MOST ATTEMPTS

63	Nick Starkel, Texas A&M vs. Wake Forest (2017 Belk)
59	Hines Ward, Georgia vs. Virginia (1995 Peach)
58	Shane Matthews, Florida vs. Notre Dame (1992 Sugar)

##### MOST COMPLETIONS

42	Nick Starkel, Texas A&M vs. Wake Forest (2017 Belk)
38	Whit Taylor, Vanderbilt vs. Air Force (1982 Hall of Fame)
36	Mac Jones, Alabama vs. Ohio State (2021 CFP National Championship)
35	Bryce Young, Alabama vs. Georgia (2022 CFP National Championship)
33	David Smith, Alabama vs. Army (1988 Sun)
33	Dak Prescott, Mississippi State vs. Georgia Tech (2014 Orange)

##### MOST CONSECUTIVE COMPLETIONS

#19	Mike Bobo, Georgia vs. Wisconsin (1998 Outback)
13	Jeff Francis, Tennessee vs. Indiana (1988 Peach)
12	Tim Tebow, Florida vs. Cincinnati (2010 Sugar)



# POSTSEASON

## MOST NET YARDS

- 499 - Nick Starkel, Texas A&M vs. Wake Forest (2017 Belk)
- 493 - Joe Burrow, LSU vs. Oklahoma (2019 Peach)
- 482 - Tim Tebow, Florida vs. Cincinnati (2010 Sugar)
- 463 - Joe Burrow, LSU vs. Clemson (2020 CFP Championship)
- 453 - Dak Prescott, Mississippi State vs. Georgia Tech (2014 Orange)

## MOST TOUCHDOWN PASSES THROWN

- 7 - Joe Burrow, LSU vs. Oklahoma (2019 Peach)
- 5 - Aaron Murray, Georgia vs. Nebraska (2013 Capital One)
- 5 - Jarrett Stidham, Auburn vs. Purdue (2018 Music City)
- 5 - Joe Burrow, LSU vs. Clemson (2020 CFP Championship)
- 5 - Mac Jones, Alabama vs. Ohio State (2021 CFP Championship)
- 5 - Hendon Hooker, Tennessee vs. Purdue (2021 Music City)
- 4 - Stetson Bennett, Georgia vs. TCU (2023 CFP National Championship)
- 4 - Peyton Manning, Tennessee vs. Northwestern (1997 Citrus)
- 4 - Rex Grossman, Florida vs. Maryland (2002 Orange)
- 4 - Kyle Allen, Texas A&M vs. West Virginia (2014 Liberty)
- 4 - Dak Prescott, Mississippi State vs. N.C. State (2015 Belk)
- 4 - Chad Kelly, Ole Miss vs. Oklahoma State (2016 Sugar)
- 4 - Nick Starkel, Texas A&M vs. Wake Forest (2017 Belk)

## HIGHEST COMPLETION PERCENTAGE

- #.929 (26-28) - Mike Bobo, Georgia vs. Wisconsin (1998 Outback)
- .889 (24-27) - Tua Tagovailoa, Alabama vs. Oklahoma (2018 Orange)
- .886 (31-35) - Tim Tebow, Florida vs. Cincinnati (2010 Sugar)
- .880 (22-25) - Connor Shaw, South Carolina vs. Wisconsin (2014 Capital One)

## RECEIVING

### MOST RECEPTIONS

- #20 - Norman Jordan, Vanderbilt vs. Air Force (1982 Hall of Fame)
- 14 - Josh Reed, LSU vs. Illinois (2002 Sugar)
- 14 - Deebo Samuel, South Carolina vs. USF (2016 Birmingham)
- 14 - Justin Jefferson, LSU vs. Oklahoma (2019 Peach)

### MOST YARDS

- 239 - Josh Reed, LSU vs. Illinois (2002 Sugar)
- 227 - Justin Jefferson, LSU vs. Oklahoma (2019 Peach)
- 221 - Ja'Marr Chase, LSU vs. Clemson (2020 CFP Championship)
- 220 - Jameon Lewis, Mississippi State vs. Rice (2013 Liberty)

### HIGHEST AVERAGE PER RECEPTION

- 68.0 (2-136) - Chris Conley, Georgia vs. Nebraska (2013 Capital One)
- 53.3 (3-160) - Darius Slayton, Auburn vs. Purdue (2018 Music City)
- 49.8 (4-199) - Peerless Price, Tennessee vs. Florida State (1999 Fiesta)
- 43.0 (2-86) - Derrick Dillon, LSU vs. UCF (2019 Fiesta)
- 41.6 (5-208) - O.J. Howard, Alabama vs. Clemson (2016 CFP National Championship)
- 39.7 (3-119) - Ike Hilliard, Florida vs. Florida State (1995 Sugar)

### MOST TD RECEPTIONS

- 4 - Justin Jefferson, LSU vs. Oklahoma (2019 Peach)
- 3 - 11 Times [Most Recent: Cedric Tillman, Tennessee vs. Purdue, 2021 Music City]

## SCORING

### MOST POINTS

- 30 - Leonard Fournette, LSU vs. Texas Tech (2015 Texas)
- 24 - Domanick Davis, LSU vs. Illinois (2002 Sugar)
- 24 - Sony Michel, Georgia vs. Oklahoma (2018 Rose)
- 24 - Justin Jefferson, LSU vs. Oklahoma (2019 Peach)
- 19 - Bobby Luna, Alabama vs. Syracuse (1953 Orange) [2 TD, 7 PAT]

### MOST TOUCHDOWNS

- 5 - Leonard Fournette, LSU vs. Texas Tech (2015 Texas)
- 4 - Domanick Davis, LSU vs. Illinois (2002 Sugar)
- 4 - Sony Michel, Georgia vs. Oklahoma, (2018 Rose Bowl)
- 4 - Justin Jefferson, LSU vs. Oklahoma (2019 Peach)

## KICKING

### MOST FIELD GOALS MADE

- #5 - Tim Rogers, Mississippi State vs. N.C. State (1995 Peach)
- #5 - Arden Czyzewski, Florida vs. Notre Dame (1992 Sugar)
- #5 - Jeremy Shelley, Alabama vs. LSU (2012 BCS Championship)
- 4 - Will Reichard, Alabama vs. Georgia (2022 CFP National Championship)

- 4 - Marshall Morgan, Georgia vs. Nebraska (2014 Gator)
- 4 - Billy Bennett, Georgia vs. Florida State (2003 Sugar)
- 4 - Kanon Parkman, Georgia vs. Virginia (1995 Peach)
- 4 - Tim Davis, Alabama vs. Ole Miss (1964 Sugar)
- 4 - Cole Tracy, LSU vs. UCF (2019 Fiesta)

## MOST POINTS BY A KICKER

- 16 - Tim Rogers, Mississippi State vs. N.C. State (1995 Peach) [5 FG, 1 PAT]
- 16 - Arden Czyzewski, Florida vs. Notre Dame (1992 Sugar) [5 FG, 1 PAT]
- 16 - Cole Tracy, LSU vs. UCF (2019 Fiesta) [4 FG, 4 PAT]
- 15 - Jeremy Shelley, Alabama vs. LSU (2012 BCS Championship) [5 FGs]

## PUNTING

### HIGHEST AVERAGE PER PUNT

- 55.0 - JK Scott (Alabama) vs. Ohio State (2015 Sugar) [7-385]
- 54.0 - Johnny Townsend, Florida vs. Michigan (2016 Citrus) [4-216]
- 52.3 - Chris Hogue, Tennessee vs. Nebraska (1998 Orange) [6-314]
- 50.0 - Dana Moore, Mississippi State vs. Nebraska (1980 Sun) [5-250]

## RETURN YARDAGE

### MOST KICKOFF RETURN YARDS

- 196 - Kenyan Drake, Alabama vs. Clemson (2016 CFP National Championship)
- 174 - Noah Igbinoghene, Auburn vs. UCF (2018 Peach Bowl)
- 146 - Sherman Williams, Alabama vs. Miami (1993 Sugar)

### MOST PUNT RETURN YARDS

- 108 - Freddie Milons, Alabama vs. Michigan (2000 Orange)
- 106 - Marshay Green, Ole Miss vs. Oklahoma State (2010 Cotton)
- 95 - Sherman Williams, Alabama vs. Miami (1993 Sugar)

## DEFENSE

### MOST INTERCEPTIONS

- 3 - Bud McClinton, Auburn vs. Arizona (1968 Sun)
- 3 - Tommy Luke, Ole Miss vs. Texas (1966 Bluebonnet)
- 3 - Ray Brown, Ole Miss vs. Texas (1958 Sugar)
- 3 - Mark McLaurin, Mississippi State vs. Louisville (2017 TaxSlayer Bowl)

### MOST TOTAL TACKLES

- #31 - Lee Roy Jordan, Alabama vs. Oklahoma (1963 Orange)
- 20 - Jeremy Banks, Tennessee vs. Purdue (2021 Music City)
- 20 - Carl Zander, Tennessee vs. Maryland (1984 Sun)
- 19 - Kevin Minter, LSU vs. Clemson (2012 Chick-Fil-A)

### MOST SACKS

- 4.5 - Reggie McKenzie, Tennessee vs. Maryland (1984 Sun)
- 3 - Christian Harris, Alabama vs. Georgia (2022 CFP National Championship)
- 3 - Dante Fowler, Florida vs. East Carolina (2015 Birmingham)
- 3 - Marcus Howard, Georgia vs. Hawaii (2008 Sugar)
- 3 - David Pollack, Georgia vs. Wisconsin (2005 Outback)
- 3 - Gabe Northern, LSU vs. Michigan State (1995 Independence)
- 3 - James Gilyard, LSU vs. Michigan State (1995 Independence)
- 3 - Ernie Barnes, Mississippi State vs. Kansas (1981 Hall of Fame)
- 3 - Kalimba Edwards, South Carolina vs. Ohio State (2001 Outback)
- 3 - Derrick Harvey, Florida vs. Ohio State (2007 BCS NCG)
- 3 - Trenton Thompson, Georgia vs. TCU (2016 Liberty)
- 3 - Tashawn Bower, LSU vs. Louisville (2016 Citrus)
- 3 - Josh Allen, Kentucky vs. Penn State (2019 Citrus)]
- 3 - Azeez Ojulari, Georgia vs. Cincinnati (2021 Peach)]

### MOST PASS DEFLECTIONS

- 4 - Five Players [Most Recent: Chris Cummings, LSU vs. Notre Dame, 1997 Independence]

## ASSOCIATED PRESS FINAL RANKINGS

### 1936

- 2. LSU
- 4. Alabama
- 17. Tennessee

### 1937

- 4. Alabama
- 8. LSU

### 1938

- 2. Tennessee
- 13. Alabama

### 1939

- 2. Tennessee
- 5. Tulane
- 16. Georgia Tech

### 1940

- 4. Tennessee
- 9. Mississippi State

### 1941

- 14. Georgia
- 16. Mississippi State
- 17. Ole Miss
- 18. Tennessee
- 20. Alabama

### 1942

- 2. Georgia
- 5. Georgia Tech
- 7. Tennessee
- 10. Alabama
- 16. Auburn
- 18. Mississippi State

### 1943

- 13. Georgia Tech

### 1944

- 12. Tennessee
- 13. Georgia Tech

### 1945

- 2. Alabama
- 14. Tennessee
- 15. LSU
- 18. Georgia

### 1946

- 3. Georgia
- 7. Tennessee
- 8. LSU

### 1947

- 6. Alabama
- 10. Georgia Tech
- 13. Ole Miss

### 1948

- 8. Georgia
- 12. Vanderbilt
- 15. Ole Miss

### 1949

- 9. LSU
- 11. Kentucky
- 17. Tennessee

### 1950

- 4. Tennessee
- 7. Kentucky
- 16. Alabama
- 20. Tulane

### 1951

- 1. Tennessee
- 5. Georgia Tech
- 15. Kentucky

### 1952

- 2. Georgia Tech
- 7. Ole Miss
- 8. Tennessee
- 9. Alabama
- 15. Florida
- 20. Kentucky

### 1953

- 8. Georgia Tech
- 13. Alabama
- 16. Kentucky
- 17. Auburn

### 1954

- 6. Ole Miss
- 13. Auburn

### 1955

- 7. Georgia Tech
- 8. Auburn
- 10. Ole Miss

### 1956

- 2. Tennessee
- 4. Georgia Tech

### 1957

- 1. Auburn
- 7. Ole Miss
- 13. Tennessee
- 14. Mississippi State
- 17. Florida

### 1958

- 1. LSU
- 4. Auburn
- 11. Ole Miss
- 14. Florida

### 1959

- 2. Ole Miss
- 3. LSU
- 5. Georgia
- 10. Alabama
- 19. Florida

### 1960

- 2. Ole Miss
- 9. Alabama

- 13. Auburn
- 18. Florida

### 1961

- 1. Alabama
- 4. LSU
- 5. Ole Miss
- 13. Georgia Tech

### 1962

- 3. Ole Miss
- 5. Alabama
- 7. LSU

### 1963

- 5. Auburn
- 7. Ole Miss
- 8. Alabama

### 1964

- 1. Alabama
- 7. LSU

### 1965

- 1. Alabama
- 7. Tennessee
- 8. LSU

### 1966

- 3. Alabama
- 4. Georgia

### 1967

- 2. Tennessee
- 8. Alabama

### 1968

- 8. Georgia
- 13. Tennessee
- 16. Auburn
- 17. Alabama
- 19. LSU

### 1969

- 8. Ole Miss
- 10. LSU
- 14. Florida
- 15. Tennessee
- 20. Auburn

### 1970

- 4. Tennessee
- 7. LSU
- 10. Auburn
- 20. Ole Miss

### 1971

- 4. Alabama
- 7. Georgia
- 9. Tennessee
- 11. LSU
- 12. Auburn
- 15. Ole Miss

### 1972

- 5. Auburn
- 7. Alabama
- 8. Tennessee
- 11. LSU

### 1973

- 4. Alabama
- 13. LSU
- 19. Tennessee

### 1974

- 5. Alabama
- 8. Auburn
- 15. Florida
- 17. Mississippi State
- 20. Tennessee

### 1975

- 3. Alabama
- 19. Georgia

### 1976

- 10. Georgia
- 11. Alabama
- 18. Kentucky
- 20. Mississippi State

### 1977

- 2. Alabama
- 6. Kentucky

### 1978

- 1. Alabama
- 16. Georgia

### 1979

- 1. Alabama
- 16. Auburn

### 1980

- 1. Georgia
- 6. Alabama
- 19. Miss. State

### 1981

- 6. Georgia
- 7. Alabama

### 1982

- 4. Georgia
- 11. LSU
- 14. Auburn

### 1983

- 3. Auburn
- 4. Georgia
- 6. Florida
- 15. Alabama

### 1984

- 3. Florida
- 14. Auburn
- 15. LSU
- 19. Kentucky



# POLLS

## 1985

- 4. Tennessee
- 5. Florida
- 13. Alabama
- 20. LSU

## 1986

- 6. Auburn
- 9. Alabama
- 10. LSU

## 1987

- 5. LSU
- 7. Auburn
- 13. Georgia
- 14. Tennessee

## 1988

- 8. Auburn
- 15. Georgia
- 17. Alabama
- 19. LSU

## 1989

- 5. Tennessee
- 6. Auburn
- 9. Alabama

## 1990

- 8. Tennessee
- 13. Florida
- 19. Auburn
- 21. Ole Miss

## 1991

- 5. Alabama
- 7. Florida
- 14. Tennessee
- 17. Georgia

## 1992

- 1. Alabama
- 8. Georgia
- 10. Florida
- 12. Tennessee
- 16. Ole Miss
- 23. Mississippi State

## 1993

- 4. Auburn
- 5. Florida
- 12. Tennessee
- 14. Alabama

## 1994

- 5. Alabama
- 7. Florida
- 9. Auburn
- 22. Tennessee
- 24. Mississippi State

## 1995

- 2. Florida
- 3. Tennessee
- 21. Alabama
- 22. Auburn

## 1996

- 1. Florida
- 9. Tennessee
- 11. Alabama
- 12. LSU
- 24. Auburn

## 1997

- 4. Florida
- 7. Tennessee
- 10. Georgia
- 11. Auburn
- 13. LSU
- 22. Ole Miss

## 1998

- 1. Tennessee
- 5. Florida
- 14. Georgia
- 16. Arkansas

## 1999

- 8. Alabama
- 9. Tennessee
- 12. Florida
- 13. Mississippi State
- 16. Georgia
- 17. Arkansas
- 22. Ole Miss

## 2000

- 10. Florida
- 18. Auburn
- 19. South Carolina
- 20. Georgia
- 22. LSU
- 24. Mississippi State

## 2001

- 3. Florida
- 4. Tennessee
- 7. LSU
- 13. South Carolina
- 22. Georgia

## 2002

- 3. Georgia
- 11. Alabama
- 14. Auburn

## 2003

- 2. LSU
- 7. Georgia
- 13. Ole Miss
- 15. Tennessee
- 24. Florida

## 2004

- 2. Auburn
- 7. Georgia
- 13. Tennessee
- 16. LSU

## 2005

- 6. LSU
- 8. Alabama
- 10. Georgia
- 12. Florida
- 14. Auburn

## 2006

- 1. Florida
- 3. LSU
- 9. Auburn
- 15. Arkansas
- 23. Georgia
- 25. Tennessee

## 2007

- 1. LSU
- 2. Georgia
- 12. Tennessee
- 13. Florida
- 15. Auburn

## 2008

- 1. Florida
- 6. Alabama
- 13. Georgia
- 14. Ole Miss

## 2009

- 1. Alabama
- 3. Florida
- 17. LSU
- 20. Ole Miss

## 2010

- 1. Auburn
- 8. LSU
- 10. Alabama
- 12. Arkansas
- 15. Mississippi State
- 22. South Carolina

## 2011

- 1. Alabama
- 2. LSU
- 5. Arkansas
- 9. South Carolina
- 19. Georgia

## 2012

- 1. Alabama
- 5. Georgia
- 5. Texas A&M
- 8. South Carolina
- 9. Florida
- 14. LSU
- 23. Vanderbilt

## 2013

- 2. Auburn
- 4. South Carolina
- 5. Missouri
- 7. Alabama
- 14. LSU
- 18. Texas A&M
- 24. Vanderbilt

## 2014

- 4. Alabama
- 9. Georgia
- 11. Mississippi State
- 14. Missouri
- 17. Ole Miss
- 22. Auburn

## 2015

- 1. Alabama
- 10. Ole Miss
- 16. LSU
- 22. Tennessee
- 25. Florida

## 2016

- 2. Alabama
- 13. LSU
- 14. Florida
- 22. Tennessee
- 24. Auburn

## 2017

- 1. Alabama
- 2. Georgia
- 10. Auburn
- 18. LSU
- 19. Mississippi State

## 2018

- 2. Alabama
- 6. LSU
- 7. Florida
- 7. Georgia
- 12. Kentucky
- 16. Texas A&M

## 2019

- 1. LSU
- 4. Georgia
- 6. Florida
- 8. Alabama
- 14. Auburn

## 2020

- 1. Alabama
- 4. Texas A&M
- 7. Georgia
- 13. Florida

## 2021

- 1. Georgia
- 2. Alabama
- 11. Ole Miss
- 18. Kentucky
- 21. Arkansas

## 2022

- 1. Georgia
- 5. Alabama
- 6. Tennessee
- 16. LSU
- 20. Mississippi State
- 23. South Carolina

## SEC TEAMS RANKED NO. 1

(Week By Week AP Poll)

1939	
Oct. 24	Tennessee
Oct. 31	Tennessee
Nov. 7	Tennessee
Nov. 14	Tennessee

1942	
Nov. 3	Georgia
Nov. 10	Georgia
Nov. 17	Georgia

1951	
Oct. 23	Tennessee
Oct. 30	Tennessee
Nov. 6	Tennessee
Nov. 20	Tennessee
Nov. 27	Tennessee
Dec. 4	Tennessee
National Champ	Tennessee

1956	
Nov. 13	Tennessee

1957	
Nov. 26	Auburn
Dec. 3	Auburn
National Champ	Auburn

1958	
Oct. 7	Auburn
Oct. 28	LSU
Nov. 4	LSU
Nov. 11	LSU
Nov. 18	LSU
Nov. 25	LSU
Dec. 2	LSU
National Champ	LSU

1959	
Sept. 22	LSU
Sept. 29	LSU
Oct. 6	LSU
Oct. 13	LSU
Oct. 20	LSU
Oct. 27	LSU
Nov. 3	LSU

1960	
Sept. 20	Ole Miss
Sept. 27	Ole Miss
Oct. 11	Ole Miss

1961	
Oct. 10	Ole Miss
Nov. 21	Alabama
Nov. 28	Alabama
Nov. 5	Alabama
National Champ	Alabama

1962	
Sept. 25	Alabama
Oct. 9	Alabama
Nov. 13	Alabama

1964	
Dec. 1	Alabama
National Champ	Alabama

1965	
Dec. 4	Alabama
National Champ	Alabama

1973	
Nov. 27	Alabama
Dec. 4	Alabama

1978	
Sept. 12	Alabama
Sept. 19	Alabama
Dec. 4	Alabama
National Champ	Alabama

1979	
Oct. 16	Alabama
Oct. 23	Alabama
Oct. 30	Alabama
Nov. 6	Alabama
Nov. 13	Alabama
Nov. 20	Alabama
Nov. 27	Alabama
Dec. 3	Alabama
National Champ	Alabama

1980	
Sept. 16	Alabama
Sept. 23	Alabama
Sept. 30	Alabama
Oct. 7	Alabama
Oct. 14	Alabama
Oct. 21	Alabama
Oct. 28	Alabama
Nov. 11	Georgia
Nov. 18	Georgia
Nov. 25	Georgia
Dec. 2	Georgia
Dec. 9	Georgia
National Champ	Georgia

1982	
Nov. 9	Georgia
Nov. 16	Georgia
Nov. 23	Georgia
Nov. 30	Georgia
Dec. 7	Georgia

1985	
Sept. 10	Auburn
Sept. 17	Auburn
Sept. 24	Auburn
Nov. 5	Florida

1992	
National Champ	Alabama

1994	
Preseason	Florida
Sept. 11	Florida
Sept. 18	Florida
Sept. 26	Florida
Oct. 3	Florida
Oct. 10	Florida

NOTE: Arkansas was No. 1 in AP Poll of the week of Oct. 19, 1965.

1996	
Sept. 23	Florida
Sept. 30	Florida
Oct. 6	Florida
Oct. 13	Florida
Oct. 20	Florida
Oct. 27	Florida
Nov. 4	Florida
Nov. 11	Florida
Nov. 18	Florida
Nov. 25	Florida
Jan. 3	Florida
National Champ	Florida

1997	
Sept. 21	Florida
Sept. 28	Florida
Oct. 5	Florida

1998	
Nov. 8	Tennessee
Nov. 15	Tennessee
Nov. 22	Tennessee
Nov. 29	Tennessee
Dec. 6	Tennessee
Jan. 5	Tennessee
National Champ	Tennessee

2001	
Preseason	Florida
Oct. 7	Florida

2006	
National Champ	Florida

2007	
Oct. 1	LSU
Oct. 8	LSU
Nov. 12	LSU
Nov. 19	LSU
National Champ	LSU

2008	
Nov. 2	Alabama
Nov. 9	Alabama
Nov. 16	Alabama
Nov. 23	Alabama
Nov. 30	Alabama
Dec. 7	Florida
National Champ	Florida

2009	
Preseason	Florida
Sept. 8	Florida
Sept. 13	Florida
Sept. 20	Florida
Sept. 27	Florida
Oct. 4	Florida
Oct. 11	Florida
Oct. 18	Alabama
Oct. 25	Florida
Nov. 1	Florida
Nov. 8	Florida
Nov. 15	Florida
Nov. 22	Florida
Nov. 29	Florida
Dec. 6	Alabama
National Champ	Alabama

2010	
Preseason	Alabama
Sept. 6	Alabama
Sept. 12	Alabama
Sept. 19	Alabama
Sept. 26	Alabama
Oct. 3	Alabama
Dec. 5	Auburn
National Champ	Auburn

2011	
Sept. 25	LSU
Oct. 2	LSU
Oct. 9	LSU
Oct. 16	LSU
Oct. 23	LSU
Oct. 30	LSU
Nov. 6	LSU
Nov. 13	LSU
Nov. 20	LSU
Nov. 27	LSU
Dec. 4	LSU
National Champ	Alabama

2012	
Sept. 4	Alabama
Sept. 10	Alabama
Sept. 17	Alabama
Sept. 24	Alabama
Oct. 1	Alabama
Oct. 8	Alabama
Oct. 15	Alabama
Oct. 22	Alabama
Oct. 29	Alabama
Nov. 5	Alabama
National Champ	Alabama

2013	
Preseason	Alabama
Sept. 1	Alabama
Sept. 8	Alabama
Sept. 15	Alabama
Sept. 22	Alabama
Sept. 29	Alabama
Oct. 6	Alabama
Oct. 13	Alabama
Oct. 20	Alabama
Oct. 27	Alabama
Nov. 3	Alabama
Nov. 10	Alabama
Nov. 17	Alabama
Nov. 24	Alabama

## SEC TEAMS RANKED NO. 1 CONTINUED

2014	
Oct. 12	Mississippi State
Oct. 19	Mississippi State
Oct. 26	Mississippi State
Nov. 2	Mississippi State
Nov. 9	Mississippi State
Nov. 30	Alabama
Dec. 7	Alabama

2015	
National Champ	Alabama

2016	
Preseason	Alabama
Sept. 6	Alabama
Sept. 11	Alabama
Sept. 18	Alabama
Sept. 25	Alabama
Oct. 2	Alabama
Oct. 10	Alabama
Oct. 16	Alabama
Oct. 23	Alabama
Oct. 30	Alabama
Nov. 6	Alabama
Nov. 13	Alabama
Nov. 20	Alabama
Nov. 27	Alabama
Dec. 4	Alabama

2017	
Preseason	Alabama
Sept. 5	Alabama
Sept. 10	Alabama
Sept. 17	Alabama
Sept. 24	Alabama
Oct. 1	Alabama
Oct. 8	Alabama
Oct. 15	Alabama
Oct. 22	Alabama
Oct. 29	Alabama
Nov. 5	Alabama
Nov. 12	Alabama
Nov. 19	Alabama
National Champ	Alabama

2018	
Preseason	Alabama
Sept. 4	Alabama
Sept. 9	Alabama
Sept. 16	Alabama
Sept. 23	Alabama
Sept. 30	Alabama
Oct. 7	Alabama
Oct. 14	Alabama
Oct. 21	Alabama
Oct. 28	Alabama
Nov. 4	Alabama
Nov. 11	Alabama
Nov. 18	Alabama
Nov. 25	Alabama
Dec. 2	Alabama

2019	
Sept. 29	Alabama
Oct. 6	Alabama
Oct. 13	Alabama
Oct. 20	Alabama
Oct. 27	LSU
Nov. 3	LSU
Nov. 10	LSU
Nov. 17	LSU
Nov. 24	LSU
Dec. 1	LSU
Dec. 8	LSU
National Champ	LSU

2020	
Nov. 8	Alabama
Nov. 15	Alabama
Nov. 22	Alabama
Nov. 29	Alabama
Dec. 6	Alabama
Dec. 13	Alabama
Dec. 20	Alabama
National Champ	Alabama

2021	
Preseason	Alabama
Sept. 6	Alabama
Sept. 11	Alabama
Sept. 19	Alabama
Sept. 26	Alabama
Oct. 3	Alabama
Oct. 10	Georgia
Oct. 17	Georgia
Oct. 24	Georgia
Oct. 31	Georgia
Nov. 7	Georgia
Nov. 14	Georgia
Nov. 21	Georgia
Nov. 28	Georgia
Dec. 5	Alabama
National Champ	Georgia

2022	
Preseason	Alabama
Sept. 5	Alabama
Sept. 11	Georgia
Sept. 18	Georgia
Sept. 25	Georgia
Oct. 2	Alabama
Oct. 9	Georgia
Oct. 16	Georgia
Oct. 23	Georgia
Oct. 30	Georgia
Nov. 6	Georgia
Nov. 13	Georgia
Nov. 20	Georgia
Nov. 27	Georgia
Dec. 4	Georgia
National Champ	Georgia

## UPI FINAL RANKINGS

1950	
3.	Tennessee
7.	Kentucky
17.	Alabama

1951	
1.	Tennessee
5.	Georgia Tech
17.	Kentucky

1952	
2.	Georgia Tech
7.	Ole Miss
8.	Tennessee
9.	Alabama
20.	Kentucky

1953	
9.	Georgia Tech
11.	Alabama
15.	Kentucky

1954	
6.	Ole Miss
11.	Georgia Tech

1955	
7.	Georgia Tech
8.	Auburn
9.	Ole Miss

1956	
2.	Tennessee
4.	Georgia Tech

1957	
2.	Auburn
8.	Ole Miss
16.	Tennessee

1958	
1.	LSU
4.	Auburn
15.	Florida

1959	
2.	Ole Miss
3.	LSU
5.	Georgia
13.	Alabama
19.	Auburn

1960	
3.	Ole Miss
10.	Alabama
14.	Auburn
16.	Florida
19.	Tennessee

1961	
1.	Alabama
3.	LSU
5.	Ole Miss
13.	Georgia Tech

1962	
3.	Ole Miss
5.	Alabama
8.	LSU
11.	Georgia Tech

1963	
6.	Auburn
7.	Ole Miss
9.	Alabama
11.	Mississippi State

1964	
1.	Alabama
7.	LSU
20.	Ole Miss

## UPI FINAL RANKINGS CONTINUED

### 1965

- 4. Alabama
- 7. Tennessee
- 12. Florida
- 14. LSU
- 15. Georgia
- 17. Ole Miss
- 18. Kentucky

### 1966

- 3. Alabama
- 4. Georgia
- 11. Florida
- 12. Ole Miss
- 14. Tennessee

### 1967

- 2. Tennessee
- 7. Alabama
- 18. Georgia

### 1968

- 4. Georgia
- 7. Tennessee
- 12. Alabama

### 1969

- 7. LSU
- 11. Tennessee
- 13. Ole Miss
- 15. Auburn
- 17. Florida

### 1970

- 4. Tennessee
- 6. LSU
- 9. Auburn

### 1971

- 2. Alabama
- 5. Auburn
- 8. Georgia
- 9. Tennessee
- 10. LSU
- 20. Ole Miss

### 1972

- 4. Alabama
- 7. Auburn
- 10. LSU
- 11. Tennessee

### 1973

- 1. Alabama
- 14. LSU
- 20. Florida

### 1974

- 2. Alabama
- 6. Auburn
- 12. Florida
- 15. Tennessee
- 17. Mississippi State

### 1975

- 3. Alabama
- 19. Georgia

### 1976

- 9. Alabama
- 10. Georgia
- 20. Kentucky

### 1977

- 2. Alabama

### 1978

- 2. Alabama
- 15. Georgia

### 1979

- 1. Alabama

### 1980

- 1. Georgia
- 6. Alabama
- 19. Florida

### 1981

- 5. Georgia
- 6. Alabama
- 17. Mississippi State

### 1982

- 4. Georgia
- 11. LSU
- 14. Auburn
- 17. Alabama

### 1983

- 3. Auburn
- 4. Georgia
- 6. Florida
- 12. Alabama

### 1984

- 7. Florida
- 14. Auburn
- 16. LSU
- 19. Kentucky

### 1985

- 4. Tennessee
- 14. Alabama
- 20. LSU

### 1986

- 8. Auburn
- 9. Alabama
- 11. LSU

### 1987

- 5. LSU
- 7. Auburn
- 13. Tennessee
- 14. Georgia

### 1988

- 7. Auburn
- 15. Georgia
- 17. Alabama

### 1989

- 5. Tennessee
- 6. Auburn
- 7. Alabama

### 1990

- 7. Tennessee
- 19. Auburn
- 23. Ole Miss

### 1991

- 5. Alabama
- 7. Florida
- 14. Tennessee
- 20. Georgia

### 1992

- 1. Alabama
- 8. Georgia
- 10. Florida
- 12. Tennessee
- 16. Ole Miss
- 25. Mississippi State

### 1993

- 4. Florida
- 12. Tennessee
- 13. Alabama

### 1994

- 5. Alabama
- 7. Florida
- 18. Tennessee
- 25. Mississippi State

### 1995

- 2. Florida
- 3. Tennessee
- 21. Auburn
- 25. LSU

Note: The AFCA poll was conducted by USA Today/CNN beginning in 1991.

Beginning in 1991, the UPI Poll was decided by a vote of sportswriters. The UPI poll was discontinued prior to the 1996 season.

## USA TODAY COACHES' FINAL RANKINGS

### 1982

4. Georgia
11. LSU
16. Auburn
22. Alabama
25. Florida

### 1983

2. Auburn
4. Georgia
9. Florida
13. Alabama
17. Tennessee

### 1984

3. Florida
15. Auburn
19. Kentucky
23. Georgia

### 1985

4. Tennessee
5. Florida
12. Alabama
20. Auburn
21. LSU
24. Georgia

### 1986

7. Auburn
9. Alabama
10. LSU
23. Georgia

### 1987

6. LSU
7. Auburn
13. Georgia
14. Tennessee
25. Alabama

### 1988

9. Auburn
16. Georgia
17. Alabama
22. LSU

### 1989

5. Tennessee
6. Auburn
9. Alabama

### 1990

7. Tennessee
13. Florida
19. Auburn
21. Ole Miss

### 1991

5. Alabama
8. Florida
15. Tennessee
19. Georgia

### 1992

1. Alabama
8. Georgia
11. Florida
12. Tennessee
16. Ole Miss

### 1993

4. Florida
11. Tennessee
13. Alabama

### 1994

4. Alabama
7. Florida
18. Tennessee
25. Mississippi State

### 1995

2. Tennessee
3. Florida
21. Auburn
25. LSU

### 1996

1. Florida
9. Tennessee
11. Alabama
13. LSU
25. Auburn

### 1997

6. Florida
8. Tennessee
10. Georgia
11. Auburn
13. LSU
22. Ole Miss

### 1998

1. Tennessee
6. Florida
14. Georgia
17. Arkansas

### 1999

8. Alabama
9. Tennessee
12. Mississippi State
14. Florida
16. Georgia
19. Arkansas
22. Ole Miss

### 2000

11. Florida
17. Georgia
20. Auburn
21. South Carolina
22. Mississippi State
25. Tennessee

### 2001

3. Florida
4. Tennessee
8. LSU
13. South Carolina
25. Georgia

### 2002

3. Georgia
16. Auburn
24. Florida

### 2003

1. LSU
6. Georgia
14. Ole Miss
16. Tennessee

### 2004

2. Auburn
6. Georgia
15. Tennessee
16. LSU
25. Florida

### 2005

5. LSU
8. Alabama
10. Georgia
14. Auburn
16. Florida

### 2006

1. Florida
3. LSU
8. Auburn
16. Arkansas
23. Tennessee

### 2007

1. LSU
3. Georgia
12. Tennessee
14. Auburn
16. Florida

### 2008

1. Florida
6. Alabama
10. Georgia
15. Ole Miss

### 2009

1. Alabama
3. Florida
17. LSU
21. Ole Miss

### 2010

1. Auburn
8. LSU
11. Alabama
12. Arkansas
17. Mississippi State
22. South Carolina

### 2011

1. Alabama
2. LSU
5. Arkansas
8. South Carolina
20. Georgia

### 2012

1. Alabama
4. Georgia
5. Texas A&M
7. South Carolina
10. Florida
12. LSU
20. Vanderbilt

### 2013

2. Auburn
4. South Carolina
5. Missouri
8. Alabama
14. LSU
18. Texas A&M

### 2014

4. Alabama
9. Georgia
11. Missouri
12. Mississippi State
19. Ole Miss
23. Auburn

### 2015

1. Alabama
9. Ole Miss
17. LSU
23. Tennessee
24. Georgia
25. Florida

### 2016

2. Alabama
13. Florida
14. LSU
22. Auburn
24. Tennessee

### 2017

1. Alabama
2. Georgia
12. Auburn
18. LSU
20. Mississippi State

### 2018

2. Alabama
6. Florida
7. LSU
8. Georgia
11. Kentucky
16. Texas A&M
25. Mississippi State

### 2019

1. LSU
4. Georgia
7. Florida
8. Alabama
14. Auburn

### 2020

1. Alabama
4. Texas A&M
7. Georgia
12. Florida

### 2021

1. Georgia
2. Alabama
11. Ole Miss
15. Kentucky
20. Arkansas
25. Texas A&M

### 2022

1. Georgia
5. Alabama
6. Tennessee
15. LSU
19. Mississippi State
23. South Carolina



# 2023 PRIMARY SEC FOOTBALL CONTACTS



## ALABAMA

Josh Maxson/ Assistant AD / Football Communications  
FAX: (205) 348-8841  
E-Mail: [jmaxson@ia.ua.edu](mailto:jmaxson@ia.ua.edu)

**(205) 348-3631**

P.O. Box 870391  
Tuscaloosa, AL 35487-0391  
Internet: <http://www.rolltide.com>



## ARKANSAS

Kyle Parkinson, Associate AD/ Communications  
FAX: (479) 575-7481  
E-Mail: [kparkin@uark.edu](mailto:kparkin@uark.edu)

**(479) 575-2752**

350 N Razorback Road  
Fayetteville, AR 72701  
Internet: <http://www.ArkansasRazorbacks.com>



## AUBURN

Shelly Poe, Assistant AD/Media Relations ([slp0019@auburn.edu](mailto:slp0019@auburn.edu))  
Kirk Sampson, Associate AD/Communications ([kirk@auburn.edu](mailto:kirk@auburn.edu))  
FAX: (334) 844-9807

**(334) 844-9800**

392 S. Donahue Drive  
Auburn, AL 36849  
Internet: <http://www.auburntigers.com>



## FLORIDA

Rick Hurtado, Director of FB Communications  
FAX: (352) 375-4809  
E-Mail: [RickH@gators.ufl.edu](mailto:RickH@gators.ufl.edu)

**(352) 692-6803**

P.O. Box 14485  
Gainesville, FL 32604-2485  
Internet: <http://www.FloridaGators.com>



## GEORGIA

Claude Felton, Sr. Associate AD/Sports Communications  
FAX: (706) 542-9339  
E-Mail: [cfelton@sports.uga.edu](mailto:cfelton@sports.uga.edu)

**(706) 542-1621**

P.O. Box 1472  
Athens, GA 30603-1472  
Internet: <http://www.georgiadogs.com>



## KENTUCKY

Susan Lax, Director/Communications & PR ([Slax0@uky.edu](mailto:Slax0@uky.edu))  
Tony Neely, Assistant AD/Communications & PR ([tneely@uky.edu](mailto:tneely@uky.edu))  
FAX: (859) 323-4310

**(859) 257-3838**

Joe Craft Center, 338 Lexington Avenue  
Lexington, KY 40506  
Internet: <http://www.UKathletics.com>



## LSU

Michael Bonnette, Associate AD/Sports Information  
FAX: (225) 578-1861  
E-Mail: [mbonnet@lsu.edu](mailto:mbonnet@lsu.edu)

**(225) 578-8226**

LSU Athletic Administration Building  
Baton Rouge, LA 70803  
Internet: <http://www.LSUsports.net>



## OLE MISS

Kyle Campbell, Associate AD/Brand Strategy  
FAX: (662) 915-7006  
E-Mail: [kyle@olemiss.edu](mailto:kyle@olemiss.edu)

**(662) 915-7522**

South Oxford Center, 5th Floor  
164 Jeanette Phillips Drive  
University, MS 38677-1848  
Internet: <http://www.OleMissSports.com>



## MISSISSIPPI STATE

Brandon Langlois, Associate AD/Communications  
FAX: (662) 325-2563  
E-Mail: [BLanglois@athletics.msstate.edu](mailto:BLanglois@athletics.msstate.edu)

**(662) 325-0093**

P.O. Box 5308  
Mississippi State, MS 39762  
Internet: <http://www.hailstate.com>



## MISSOURI

Ryan Koslen, Sr. Associate AD/Communications  
FAX: (573) 882-4720  
E-Mail: [koz@missouri.edu](mailto:koz@missouri.edu)

**(573) 882-0712**

1 Champions Drive, Suite 200  
Columbia, MO 65211  
Internet: <http://www.mutigers.com>



## SOUTH CAROLINA

Steve Fink, Associate AD/Communications  
FAX: (803) 777-2967  
E-Mail: [finksc@mailbox.sc.edu](mailto:finksc@mailbox.sc.edu)

**(803) 777-7987**

Rice Athletics Center, 1304 Heyward Street  
Columbia, SC 29208  
Internet: <http://www.gamecocksonline.com>



## TENNESSEE

Bill Martin, Assistant AD/Football Communications  
FAX: (865) 974-1269  
E-Mail: [billmartin@tennessee.edu](mailto:billmartin@tennessee.edu)

**(865) 974-4167**

Anderson Training Center, 1551 Lake Loudoun Blvd.  
Knoxville, TN 37966  
Internet: <http://www.utsports.com>



## TEXAS A&M

Alan Cannon, Associate AD/Communications  
FAX: (979) 458-2273  
E-Mail: [acannon@athletics.tamu.edu](mailto:acannon@athletics.tamu.edu)

**(979) 845-5725**

Texas A&M Athletics Department, 1228 TAMU  
College Station, TX 77843-1228  
Internet: <http://www.12thMan.com>



## VANDERBILT

Michael Scholl, Director of Football Communications  
FAX: (615) 343-7064  
E-Mail: [mike.scholl@vanderbilt.edu](mailto:mike.scholl@vanderbilt.edu)

**(615) 343-6811**

2601 Jess Neely Drive  
Nashville, TN 37212  
Internet: <http://www.vucommodores.com>



## SEC OFFICE

Chuck Dunlap, Director of Communications ([cdunlap@sec.org](mailto:cdunlap@sec.org))  
Ben Beaty, Assistant Director ([bbeaty@sec.org](mailto:bbeaty@sec.org))  
FAX: (205) 458-3030

**(205) 458-3000**

2201 Arrington Blvd. North  
Birmingham, AL 35203-1103  
Internet: <http://www.SECsports.com>

# THE LAND OF FOUR SEASONS. FALL, WINTER, SPRING & POST.



IT JUST MEANS MORE™

[SECSports.com](http://SECSports.com)