



2024 FOOTBALL MEDIA GUIDE



IT JUST MEANS MORE.™



2024 SEC FOOTBALL SCHEDULE

Tentative and Subject to Change



| | Aug. 31 | Sept. 7 | Sept. 14 | Sept. 21 | Sept. 28 | Oct. 5 | Oct. 12 | Oct. 19 | Oct. 26 | Nov. 2 | Nov. 9 | Nov. 16 | Nov. 23 | Nov. 30 |
|-------------------|---------------------------------|----------------------------------|------------------------------|----------------------------------|------------------------------|--------------------------------|------------------------------|---------------------------------|---------------------------------|----------------------------|--------------------------------|-------------------------------------|---------------------------------|-------------------------------------|
| ALABAMA | WESTERN KENTUCKY Tuscaloosa | SOUTH FLORIDA Tuscaloosa | WISCONSIN Madison | | GEORGIA Tuscaloosa | VANDERBILT Nashville | SOUTH CAROLINA Tuscaloosa | TENNESSEE Knoxville | MISSOURI Tuscaloosa | | LSU Baton Rouge | MERCER Tuscaloosa | OKLAHOMA Norman | AUBURN Tuscaloosa |
| ARKANSAS | UAPB Little Rock (8/29) | OKLAHOMA STATE Stillwater | UAB Fayetteville | AUBURN Auburn | TEXAS A&M Arlington | TENNESSEE Fayetteville | | LSU Fayetteville | MISSISSIPPI STATE Starkville | OLE MISS Fayetteville | | TEXAS Fayetteville | LOUISIANA TECH Fayetteville | MISSOURI Columbia |
| AUBURN | ALABAMA A&M Auburn | CALIFORNIA Auburn | NEW MEXICO Auburn | ARKANSAS Auburn | OKLAHOMA Auburn | GEORGIA Athens | | MISSOURI Columbia | KENTUCKY Lexington | VANDERBILT Auburn | | UL-MONROE Auburn | TEXAS A&M Auburn | ALABAMA Tuscaloosa |
| FLORIDA | MIAMI Gainesville | SAMFORD Gainesville | TEXAS A&M Gainesville | MISSISSIPPI STATE Starkville | | CENTRAL FLORIDA Gainesville | TENNESSEE Knoxville | KENTUCKY Gainesville | | GEORGIA Jacksonville | TEXAS Austin | LSU Gainesville | OLE MISS Gainesville | FLORIDA STATE Tallahassee |
| GEORGIA | CLEMSON Atlanta | TENNESSEE TECH Athens | KENTUCKY Lexington | | ALABAMA Tuscaloosa | AUBURN Athens | MISSISSIPPI STATE Athens | TEXAS Austin | | FLORIDA Jacksonville | OLE MISS Oxford | TENNESSEE Athens | UMASS Athens | GEORGIA TECH Athens (11/29) |
| KENTUCKY | SOUTHERN MISS Lexington | SOUTH CAROLINA Lexington | GEORGIA Lexington | OHIO Lexington | OLE MISS Oxford | | VANDERBILT Lexington | FLORIDA Gainesville | AUBURN Lexington | TENNESSEE Knoxville | | MURRAY STATE Lexington | TEXAS Austin | LOUISVILLE Lexington |
| LSU | SOUTHERN CAL Las Vegas (9/1) | NICHOLLS STATE Baton Rouge | SOUTH CAROLINA Columbia | UCLA Baton Rouge | SOUTH ALABAMA Baton Rouge | | OLE MISS Baton Rouge | ARKANSAS Fayetteville | TEXAS A&M College Station | | ALABAMA Baton Rouge | FLORIDA Gainesville | VANDERBILT Baton Rouge | OKLAHOMA Baton Rouge |
| OLE MISS | FURMAN Oxford | MIDDLE TENNESSEE Oxford | WAKE FOREST Winston-Salem | GEORGIA SOUTHERN Oxford | KENTUCKY Oxford | SOUTH CAROLINA Columbia | LSU Baton Rouge | | OKLAHOMA Oxford | ARKANSAS Fayetteville | GEORGIA Oxford | | FLORIDA Gainesville | MISSISSIPPI STATE Oxford (11/29) |
| MISSISSIPPI STATE | EASTERN KENTUCKY Starkville | ARIZONA STATE Tempe | TOLEDO Starkville | FLORIDA Starkville | TEXAS Austin | | GEORGIA Athens | TEXAS A&M Starkville | ARKANSAS Starkville | UMASS Starkville | TENNESSEE Knoxville | | MISSOURI Starkville | OLE MISS Oxford (11/29) |
| MISSOURI | MURRAY STATE Columbia (8/29) | BUFFALO Columbia | BOSTON COLLEGE Columbia | VANDERBILT Columbia | | TEXAS A&M College Station | UMASS Amherst | AUBURN Columbia | ALABAMA Tuscaloosa | | OKLAHOMA Columbia | SOUTH CAROLINA Columbia, S.C. | MISSISSIPPI STATE Starkville | ARKANSAS Columbia |
| OKLAHOMA | TEMPLE Norman (8/30) | HOUSTON Norman | TULANE Norman | TENNESSEE Norman | AUBURN Auburn | | TEXAS Dallas | SOUTH CAROLINA Norman | OLE MISS Oxford | MAINE Norman | MISSOURI Columbia | | ALABAMA Norman | LSU Baton Rouge |
| SOUTH CAROLINA | OLD DOMINION Columbia | KENTUCKY Lexington | LSU Columbia | AKRON Columbia | | OLE MISS Columbia | ALABAMA Tuscaloosa | OKLAHOMA Norman | | TEXAS A&M Columbia | VANDERBILT Nashville | MISSOURI Columbia, S.C. | WOFFORD Columbia | CLEMSON Clemson |
| TENNESSEE | CHATTAHOOCIA Knoxville | NC STATE Charlotte | KENT STATE Knoxville | OKLAHOMA Norman | ARKANSAS Fayetteville | ARKANSAS Fayetteville | FLORIDA Knoxville | ALABAMA Knoxville | | KENTUCKY Knoxville | MISSISSIPPI STATE Knoxville | GEORGIA Athens | UTEP Knoxville | VANDERBILT Nashville |
| TEXAS | COLORADO STATE Austin | MICHIGAN Ann Arbor | UTSA Austin | UL-MONROE Austin | MISSISSIPPI STATE Austin | | OKLAHOMA Dallas | GEORGIA Austin | VANDERBILT Nashville | | FLORIDA Austin | ARKANSAS Fayetteville | KENTUCKY Austin | TEXAS A&M College Station |
| TEXAS A&M | NOTRE DAME College Station | MCNEESE STATE College Station | FLORIDA Gainesville | BOWLING GREEN College Station | ARKANSAS Arlington | MISSOURI College Station | | MISSISSIPPI STATE Starkville | LSU College Station | SOUTH CAROLINA Columbia | | NEW MEXICO STATE College Station | AUBURN Auburn | TEXAS College Station |
| VANDERBILT | VIRGINIA TECH Nashville | ALCORN STATE Nashville | GEORGIA STATE Atlanta | MISSOURI Columbia | | ALABAMA Nashville | KENTUCKY Lexington | BALL STATE Nashville | TEXAS Nashville | AUBURN Auburn | SOUTH CAROLINA Nashville | | LSU Baton Rouge | TENNESSEE Nashville |

2024 SEC CHAMPIONSHIP GAME • DECEMBER 7 • MERCEDES-BENZ STADIUM • ATLANTA, GA.

SOUTHEASTERN CONFERENCE

| | |
|--|-----|
| Dawn of a New Era for the SEC..... | 2 |
| This is SEC Football | 3 |
| Commissioner Greg Sankey | 4-6 |
| SEC Academic Initiatives | 7 |
| SEC National Champions..... | 8 |
| All-Time SEC and National Champions | 9 |
| SEC Official Sponsor/Licensing Program | 10 |
| Media Services | 11 |

SEC CHAMPIONSHIP GAME

| | |
|-------------------------------------|-------|
| 2024 SEC Championship Game | 12 |
| 2023 SEC Championship Game | 13-14 |
| SEC Championship Game History | 15-25 |
| SEC Championship Game Records..... | 26-28 |

BOWLS

| | |
|-------------------------------------|----|
| SEC Bowl Success | 29 |
| SEC Bowl Agreements | 30 |
| SEC Bowl Selection Process..... | 31 |
| 2024 College Football Playoff | 32 |
| 2024-25 Bowl Schedule..... | 33 |

TEAM PAGES

| | |
|------------------------|----|
| Alabama..... | 34 |
| Arkansas | 35 |
| Auburn..... | 36 |
| Florida..... | 37 |
| Georgia..... | 38 |
| Kentucky..... | 39 |
| LSU | 40 |
| Ole Miss..... | 41 |
| Mississippi State..... | 42 |
| Missouri..... | 43 |
| Oklahoma | 44 |
| South Carolina..... | 45 |
| Tennessee..... | 46 |
| Texas..... | 47 |
| Texas A&M..... | 48 |
| Vanderbilt | 49 |

2023 IN REVIEW

| | |
|------------------------------------|-------|
| Standings/Recap | 50 |
| Team & Individual Statistics | 51-56 |

THROUGH THE YEARS

| | |
|--|-------|
| National/Undeclared Teams/All-Time Standings/Streaks/Consecutive Wins | 57 |
| Record vs. Other Conferences/ Non-Conference Record..... | 58-60 |
| All-Time Champions | 61 |
| Year-By-Year Standings..... | 62-72 |
| National Statistical Champions | 73-74 |
| Year-By-Year Statistical Leaders | 75-83 |
| SEC in National Attendance Leaders..... | 84-85 |
| Conference Attendance Leaders..... | 86-88 |

RECORD BOOK

| | |
|--------------------------|---------|
| Individual Records | 90-109 |
| Team Records..... | 110-119 |
| Overtime Records..... | 120-121 |
| 3,000-Yard Club | 122 |
| Longest Plays..... | 123-124 |

HONORS

| | |
|---------------------------------------|---------|
| SEC in the NFL Draft..... | 125-127 |
| Hall of Fame Members..... | 128-129 |
| SEC National Award Winners | 130-131 |
| SEC All-Americans | 132-138 |
| Academic Honor Roll | 139-142 |
| Academic All-America | 143-144 |
| AFCA Honors | 145 |
| Individual SEC Awards..... | 146-147 |
| Coaches All-SEC Teams | 148-153 |
| All-Freshman Teams | 154-156 |
| All-Time SEC Players of the Week..... | 157-171 |

COACHES

| | |
|---------------------------------|---------|
| All-Time Coaching Records | 172-175 |
| Coach of the Year..... | 176-177 |
| Winningest SEC Coaches..... | 178-179 |

BOWLS & POLLS

| | |
|----------------------------------|---------|
| Year-by-Year in Bowl Games | 180-183 |
| Bowl Games of SEC Members | 184-187 |
| SEC Bowl Records | 188-190 |
| All-Time AP Poll | 191-192 |
| SEC Teams Ranked No. 1 | 193-194 |
| UPI Rankings..... | 194-195 |
| USA Today Coaches Rankings | 196 |



CREDITS

Editor

Ben Beatty
SEC Secondary Football Contact

Special Assistance

Chuck Dunlap

Printing

Walker360 Publishing, Montgomery, Ala.

Layout and Cover Design

Walker360; BC Romano, SEC

DAWN OF A NEW ERA FOR THE SEC

A HISTORY MAKING MOMENT OF GROWTH

The universities of Oklahoma and Texas joined the SEC July 1, 2024 and will begin competition as Conference members in August. It will mark the third time in the history of the SEC that the SEC has expanded, adding six teams over those three occasions.



A brief history:

- The 13 members of the former Southern Conference west and south of the Appalachian Mountains reorganized as the Southeastern Conference at the annual league meeting of Dec. 8-9, 1932, in Knoxville. The charter members of the SEC were: Alabama, Auburn, Florida, Georgia, Georgia Tech, Kentucky, LSU, Ole Miss, Mississippi State, Sewanee, Tennessee, Tulane and Vanderbilt.
- Sewanee withdrew Dec. 13, 1940, Georgia Tech withdrew on June 1, 1964 and Tulane on June 1, 1966.
- The SEC welcomed Arkansas on Aug. 1, 1990, and South Carolina on Sept. 25, 1990. Both joined the SEC on July 1, 1991.
- The SEC welcomed Texas A&M on Sept. 25, 2011, and Missouri on Nov. 6, 2011. Both joined the SEC on July 1, 2012.
- The SEC welcomed Oklahoma and Texas on July 30, 2021. Both joined the SEC on July 1, 2024.

SEC, ESPN ENTER NEW ERA OF PARTNERSHIP

The Southeastern Conference and ESPN this year will begin a milestone 10-year agreement that grants ABC and ESPN exclusive broadcast rights to premier SEC football and basketball events.



The landmark agreement, which represents a significant expansion of the conference's current partnership with ESPN, will establish ABC as the new broadcast network home for Saturday afternoon SEC football games, as well as selected Saturday primetime football games and the annual SEC Football Championship Game, which has grown into one of the most popular sporting events of the year. In addition, approximately eight incremental marquee men's basketball games will be featured across ABC or ESPN.

The new First Tier rights agreement puts all SEC media rights under The Walt Disney Company umbrella, giving the SEC exposure on ABC, ESPN, ESPN2, ESPNU, ESPN+, SEC Network and SEC Network+.

The exclusive partnership with ESPN comes with significant scheduling flexibility that will produce an array of benefits for member schools, student-athletes and college football fans. Under the new agreement, a number of game times and broadcast windows will be announced in advance of the season, giving fans an ability to plan more seamlessly.



IT JUST MEANS MORE.™

THIS IS SEC FOOTBALL

- Sixteen times in the last 18 seasons, a team from the SEC has advanced to the national championship game. The SEC has won 13 of those contests, with two of the losses coming in the game's final seconds. The winner of the SEC Championship Game has advanced to the National Championship Game all but twice since 2006.

- With Florida in January 2009, five different teams from the SEC (Alabama, Auburn, Florida, LSU, Georgia) have played for and won the national championship. All five have multiple appearances and at least one victory since in the national championship game since 2007.

- The SEC won four consecutive CFP National Championships, by three different programs (LSU, Alabama, Georgia), from 2019-2022.

- Not counting games versus each other, the SEC is 14-4 all-time in College Football Playoff games, playing in eight of the 10 CFP Championship Games (winning six of those eight). The SEC is 10-2 in CFP Semifinals, including 10 consecutive semifinal wins.

- Since 2006, the SEC has posted a 34-16 (.680) record in BCS/CFP games, more wins, appearances, and winning percentage than any other A5 conference.

- The Southeastern Conference led the nation yet again in 2023 with 372 former players on opening weekend 53-man active rosters, including injured reserve.

- A total of 24 former SEC players were on active rosters of Super Bowl LVI between the Kansas City Chiefs and the San Francisco 49ers.

- The SEC is 114-71 (.616) in bowl games since 2006, the only FBS league with a .600 or better winning percentage and nearly 40 wins more than the next closest conference.

- The SEC has now won 65 games in the last nine postseasons and has sent no less than eight teams to post-season bowls in each of the last 17 seasons.

- In the 10 seasons of the College Football Playoff era, only eight programs nationally have been ranked No. 1 in the weekly CFP Top-25 Poll (which begins in late October each year) – five of those seven programs (Alabama, Georgia, LSU, Mississippi State, Tennessee) are from the SEC. Prior to 2023, no team outside the SEC had been ranked No. 1 in the weekly CFP Poll since 2019, while four schools from the SEC were ranked No. 1 during that time.

- Ten different SEC teams, including all seven from the former SEC Western Division, have made BCS/New Year's Six bowl game appearances since 2006: Alabama, Arkansas, Auburn, Florida, Georgia, LSU, Ole Miss, Mississippi State, Tennessee and Texas A&M. Since the formation of the College Football Playoff in 2014, six of the seven schools in the former Western Division have advanced to a New Year's Six bowl.

- With Georgia and Alabama both earning victories in the CFP Semifinals in both 2021 and 2017, the national championship game has featured two SEC teams twice in the last seven years and three times since the 2011 season.

- The SEC Championship has been the most watched conference championship nationally for 15 of the past 16 seasons, including 12 in a row from 2008-2019. The only year it was not #1 was 2020 when the SEC did not have a traditional schedule due to the pandemic. The 2023 SEC Championship Game averaged 17.519 million viewers, +61% vs. last year's game, and peaked with 22.350 million viewers. It was the most-watched Conference Championship Game on any network in five years.



- The SEC finished the 2023 season as the most-watched conference in college football based on total minutes consumed for a second-straight year. The SEC was also #1 in average audience for at least the 13th consecutive year.

- The SEC received 74 of the total NFL Combine invites in 2024 - which accounted for 23 percent of the national total.

- The SEC led the nation's conferences in NFL Draft picks for the 18th consecutive year in 2024 with 59 selections.

- This marks the 10th straight year for the SEC to see 50 or more players taken in the NFL Draft. Only three times in the last 29 years has another conference other than the SEC seen 50 or more players drafted.

- This is the eighth consecutive year the SEC has seen 25 or more players selected through the first three rounds of the NFL Draft.

- The SEC has averaged over 50 selections per draft since 2006.

- For the 13th time in the last 14 years, the SEC once again tied or led the nation in First Round NFL Draft selections, as the league produced 11 opening-round draft picks.

- This is the fourth time in the last five years, and sixth in the last eight, the SEC has produced 10 or more First Round selections.

- During the last 20 NFL Drafts, the SEC has a nation-leading 179 players taken in the opening round, an average of nearly nine per season.

- The SEC had six of the first 18 selections of the 2024 NFL Draft.

- The SEC now has 155 First Round NFL Draft selections since 2010.

- Since 2010, the SEC has over double (155) the total amount of First Round selections than the next closest conference (Big Ten – 77).

COMMISSIONER GREG SANKEY



Greg Sankey became the eighth Commissioner of the Southeastern Conference on June 1, 2015, and has successfully built upon the SEC's recognized success and rich traditions.

Sankey has effectively introduced innovation for the conference while respecting the traditions that make the SEC unique. With an understanding of the highly competitive environment of college sports, he has fostered the collaborative culture of the SEC that sets the conference apart and supports its continuing success.

Sankey has built upon the foundation introduced in his first major address as the conference leader in 2015 when he stated, "Educating scholars and supporting champions provides the platform for developing leaders who will influence the world." His ongoing focus on providing resources for student-athlete success continues to make the Southeastern Conference a leader in college athletics.



LEADERSHIP IN A CHALLENGING ENVIRONMENT

Sankey has been widely recognized as a prominent leader of college athletics as he has tackled the major issues facing college sports during his tenure as commissioner. Sankey's leadership through the COVID-19 pandemic served the SEC well as the league prepared for a return to action in the fall of 2020. Sankey fostered a culture of collaboration among the leaders of the Conference in order to allow the SEC's 14 schools to move together through difficult and unprecedented decisions.

While the pandemic had a devastating effect on the finances of college athletics programs across the country, Sankey maintained a focus on the long-term financial vitality of the SEC. In 2020, Sankey and his team finalized a milestone 10-year agreement with the Walt Disney Company that grants ABC and ESPN exclusive broadcast rights to premier SEC football and basketball events beginning in 2024-25 and continuing through 2033-34.

Less than a year after the blockbuster agreement with Disney, the SEC made news again as Sankey ushered the University of Oklahoma and University of Texas through membership discussions and announced the two leading universities will join as members with the SEC's nationally prominent institutions.

Sankey was also instrumental in crafting the framework for an expanded College Football Playoff, serving on a CFP leadership subcommittee that designed the playoff system to be implemented for the 2024 football season.

ADVOCATING FOR COLLEGE ATHLETES

Throughout his career, Sankey has established himself as an advocate for college athletes, creating a framework to provide young people in the Conference with challenging leadership opportunities and expanded resources to succeed at the highest levels of academic and competitive success. Student-athlete focused initiatives introduced under Sankey's leadership include:

- Creation of a leadership position in the SEC office for Student-Athlete Engagement, a role focused on offering college athletes the opportunity to participate in Conference leadership.
- Introduction of Student-Athlete Leadership Councils for Football, Men's Basketball and Women's Basketball which provide college athletes with enhanced opportunities to engage with campus leaders and Conference office staff.
- Introduction of a Student-Athlete Career Tour which provides groups of college athletes with opportunities to engage in career exploration with high level corporations and businesses in major metropolitan areas.
- Expansion of the college athlete role at the annual SEC Spring Meetings when student-athlete leaders participate in a robust agenda of interaction with administrators and coaches to provide their perspectives to Conference leaders.

ADVANCING THE CONFERENCE

Sankey has been intentional and diligent in addressing issues critical to college athletics, including:

- Development of updated Conference policies governing conduct expectations for student-athletes, including the adoption of a serious misconduct policy governing transfers that has served as a model for similar policies adopted by other conferences. The policy was later expanded to include all incoming prospective student-athletes
- Crafting a new SEC bylaw aimed at encouraging, facilitating and assisting member institutions in attracting and hiring individuals with growth potential to leadership positions of their athletics programs.

Another priority under Sankey's leadership is growing exposure for the Conference and effectively publicizing success stories of the SEC. Strategies pursued to achieve this objective include:

- Ongoing collaboration with the SEC Network to create unique exposure opportunities for Conference universities, teams and student-athletes, including behind-the-scenes programming, expanding live championship coverage for Olympic Sports and other unique programming.



- Engagement with a national marketing agency to develop and maintain a comprehensive branding campaign. The theme – “It Just Means More” – communicates the history, legacy and overall positive impact the SEC has on its region, the nation and the world.
- Introduction of the SEC Graduate Patch, a logo placed on the uniforms in every sport to provide recognition of SEC student-athletes who have earned their undergraduate degree and are continuing their participation in intercollegiate athletics.

A CAREER IN COLLEGE ATHLETICS

On March 12, 2015, the Presidents and Chancellors of the SEC announced Greg Sankey would succeed Mike Slive as Commissioner of the SEC.

Sankey, 60 (as of August 2024), first joined the SEC staff in 2002 as Associate Commissioner for Governance and later added supervision of the league's championships staff to his responsibilities. He was elevated to Executive Associate Commissioner and Chief Operating Officer for the league office in 2012, becoming responsible for the day-to-day operation of the SEC Office.

Before moving to the SEC, Sankey served as Commissioner of the Southland Conference for nearly seven years. He joined the Southland Conference staff in 1992 where he served as both assistant and associate commissioner before he was named its commissioner in 1996 at the age of 31.

Prior to his term at the Southland Conference, he was Director of Compliance and Academic Services at Northwestern State University in Natchitoches, LA, as well as coach of the Demons' golf team. Before his tenure at Northwestern State, he was the Director of Intramural Sports at Utica College in upstate New York.

A native of Auburn, NY, Sankey earned his master's degree from Syracuse University and his undergraduate degree from the State University of New York College at Cortland. Sankey and his wife, Cathy, reside in Birmingham, AL, and have two adult daughters, Hannah (and her husband, Rod) and Moriah (and her husband, Austin), and one granddaughter Abigail (daughter of Hannah and Rod).



THE SANKEY FILE

- 1987-89 Utica College
Director of Intramural Sports
- 1989-91 Northwestern State University
Director of Compliance & Academic
Services, 1990-92
Head Golf Coach, 1990-92
- 1992-2001 Southland Conference
Assistant Commissioner, 1992-94
Associate Commissioner, 1994-96
Commissioner, 1996-2002
- 2002-present Southeastern Conference
Associate Commissioner, 2002-2012
Executive Associate Commissioner/Chief
Operating Officer, 2012-2015
Commissioner, 2015-present

NATIONAL CHAMPIONSHIPS WON BY SEC SCHOOLS IN GREG SANKEY ERA

2015-16

Football – Alabama
Women’s Swimming & Diving – Georgia
Equestrian – Auburn
Men’s Outdoor Track & Field – Florida
Women’s Outdoor Track & Field – Arkansas

2016-17

Men’s Indoor Track & Field – Texas A&M
Women’s Basketball – South Carolina
Equestrian – Texas A&M
Women’s Tennis – Florida
Men’s Outdoor Track & Field – Florida
Baseball – Florida

2017-18

Football – Alabama
Women’s Indoor Track & Field – Georgia
Men’s Indoor Track & Field – Florida
Equestrian – Auburn
Men’s Outdoor Track & Field – Georgia
Bowling – Vanderbilt

2018-19

Women’s Indoor Track & Field – Arkansas
Men’s Outdoor Track & Field – Florida
Equestrian – Auburn
Women’s Outdoor Track & Field – Arkansas
Baseball – Vanderbilt

2019-20

Football – LSU
Women’s Cross Country – Arkansas

2020-21

Football – Alabama
Women’s Indoor Track & Field – Arkansas
Equestrian – Georgia
Volleyball – Kentucky
Rifle – Kentucky
Men’s Tennis – Florida
Women’s Golf – Ole Miss
Men’s Outdoor Track & Field – LSU
Baseball – Mississippi State

2021-22

Football – Georgia
Women’s Indoor Track & Field – Florida
Rifle – Kentucky
Women’s Basketball – South Carolina
Men’s Outdoor Track & Field – Florida
Women’s Outdoor Track & Field – Florida
Baseball – Ole Miss

2022-23

Football – Georgia
Men’s Indoor Track & Field – Arkansas
Women’s Indoor Track & Field – Arkansas
Women’s Basketball – LSU
Bowling – Vanderbilt
Men’s Golf – Florida
Men’s Outdoor Track & Field – Florida
Baseball – LSU

2023-24

Women’s Basketball – South Carolina
Women’s Indoor Track & Field – Arkansas
Gymnastics – LSU
Women’s Tennis – Texas A&M
Men’s Golf – Auburn
Men’s Outdoor Track & Field – Florida
Women’s Outdoor Track & Field - Arkansas
Baseball – Tennessee

SEC ACADEMIC INITIATIVES



The Southeastern Conference actively supports and promotes the academic reputation, endeavors and achievements of its member universities. The Conference highlights the institutions' individual and collective accomplishments at regional, national and international levels. Through strong campus partnerships, the SEC designs collaborative programs that identify and prepare future leaders in numerous fields and disciplines.

Current SEC academic initiatives include:

Faculty Development Programming

- Faculty Development Programming is a large part of SEC Academic Relations and campus support. The SEC Academic Leadership Development Program seeks to prepare academic leaders to grow in their roles at their respective SEC institutions. Current programming features consist of a university level development program, two SEC-wide workshops held on specified campuses for all program participants, a competitive fellowship for former participants and virtual programming for continuing education.

AI Consortium

- The Conference's provosts created the SEC Artificial Intelligence Consortium as a collaboration to focus on AI for workforce development. The SEC and its member universities spearhead initiatives that bring AI to the classroom and support career training and educational support. The consortium encourages SEC universities to share resources and ideas across a broad array of disciplines for AI advancement.

SEC Start Up: A Student-Athlete Pitch Competition

- The inaugural SEC Start Up: A Student-Athlete Pitch Competition highlights the innovative businesses created by SEC student-athletes. An expansion of the Conference's existing programming in support of student entrepreneurship and in partnership with Regions Bank, SEC Start Up will provide additional exposure and education for student-athletes. The first competition was televised on SEC Network in July 2024.

College Tour

- The SEC College Tour connects enrollment administrators from all SEC universities with students, parents and high school counselors from various regions. The events give a comprehensive overview of the academic and extracurricular options available within the Conference, adding details with conversations focused on campus life, athletic traditions, and support networks that characterize SEC schools.

Education Abroad

- SEC Academic Relations convenes regular meetings with study abroad representatives from across the Conference to help facilitate partnerships and discussions that help enhance international experiential learning opportunities for students.



SEC Emerging Scholars Career Preparation Workshop

SEC ALL-TIME NATIONAL CHAMPIONS

BASEBALL (16)

| | |
|------|---------------------------|
| 1990 | Georgia (52-19) |
| 1991 | LSU (55-18) |
| 1993 | LSU (53-17-1) |
| 1996 | LSU (52-15) |
| 1997 | LSU (57-13) |
| 2000 | LSU (52-17) |
| 2009 | LSU (56-17) |
| 2010 | South Carolina (54-16) |
| 2011 | South Carolina (55-14) |
| 2014 | Vanderbilt (51-21) |
| 2017 | Florida (52-19) |
| 2019 | Vanderbilt (59-12) |
| 2021 | Mississippi State (50-18) |
| 2022 | Ole Miss (42-23) |
| 2023 | LSU (54-17) |
| 2024 | Tennessee (60-13) |

MEN'S BASKETBALL (11)

| | |
|------|-----------------|
| 1948 | Kentucky (36-3) |
| 1949 | Kentucky (32-2) |
| 1951 | Kentucky (32-2) |
| 1958 | Kentucky (23-6) |
| 1978 | Kentucky (30-2) |
| 1994 | Arkansas (31-3) |
| 1996 | Kentucky (34-2) |
| 1998 | Kentucky (35-4) |
| 2006 | Florida (33-6) |
| 2007 | Florida (35-5) |
| 2012 | Kentucky (38-2) |

WOMEN'S BASKETBALL (12)

| | |
|------|-----------------------|
| 1987 | Tennessee (28-6) |
| 1989 | Tennessee (35-2) |
| 1991 | Tennessee (30-5) |
| 1996 | Tennessee (32-4) |
| 1997 | Tennessee (29-10) |
| 1998 | Tennessee (39-0) |
| 2007 | Tennessee (34-3) |
| 2008 | Tennessee (36-2) |
| 2017 | South Carolina (33-4) |
| 2022 | South Carolina (35-2) |
| 2023 | LSU (34-2) |
| 2024 | South Carolina (38-0) |

WOMEN'S BOWLING (3)

| | |
|------|--------------------|
| 2007 | Vanderbilt (74-14) |
| 2018 | Vanderbilt |
| 2023 | Vanderbilt |

BOXING (1)

| | |
|------|----------|
| 1949 | LSU (20) |
|------|----------|

MEN'S CROSS COUNTRY (8)

| | |
|------|-----------------|
| 1972 | Tennessee (134) |
| 1991 | Arkansas (52) |
| 1992 | Arkansas (46) |
| 1993 | Arkansas (31) |
| 1995 | Arkansas (100) |
| 1998 | Arkansas (97) |
| 1999 | Arkansas (58) |
| 2000 | Arkansas (83) |

WOMEN'S CROSS COUNTRY (2)

| | |
|------|---------------|
| 1988 | Kentucky (75) |
| 2019 | Arkansas (96) |

EQUESTRIAN (8)

| | |
|------|----------------|
| 2013 | Auburn |
| 2014 | Georgia |
| 2015 | South Carolina |
| 2016 | Auburn |
| 2017 | Texas A&M |
| 2018 | Auburn |
| 2019 | Auburn |
| 2021 | Georgia |

FOOTBALL (28)

| | |
|------|--------------------------|
| 1951 | Tennessee (10-1/AP, UPI) |
| 1957 | Auburn (10-0/AP) |
| 1958 | LSU (11-0/AP, UPI) |
| 1960 | Ole Miss (10-0-1/FWAA) |
| 1961 | Alabama (11-0/AP, UPI) |
| 1964 | Alabama (10-1/AP, UPI) |
| 1965 | Alabama (9-1-1/AP, FWAA) |
| 1973 | Alabama (11-1/UPI) |

| | |
|------|---|
| 1978 | Alabama (11-1/AP, FWAA) |
| 1979 | Alabama (12-0/AP, UPI, FWAA) |
| 1980 | Georgia (12-0/AP, UPI, FWAA) |
| 1992 | Alabama (13-0/AP, UPI, USA Today, FWAA) |
| 1996 | Florida (12-1/AP, UPI, USA Today, FWAA) |
| 1998 | Tennessee (13-0/AP, USA Today, FWAA) |
| 2003 | LSU (13-1/USA Today, BCS) |
| 2006 | Florida (13-1/USA Today, BCS) |
| 2007 | LSU (12-2/USA Today, BCS) |
| 2008 | Florida (13-1/USA Today, BCS) |
| 2009 | Alabama (14-0/USA Today, BCS) |
| 2010 | Auburn (14-0/AP, USA Today, BCS) |
| 2011 | Alabama (13-1/AP, USA Today, BCS) |
| 2012 | Alabama (13-1/AP, USA Today, BCS) |
| 2015 | Alabama (14-1/CFP, AP, USA Today) |
| 2017 | Alabama (13-1/CFP, AP, USA Today) |
| 2019 | LSU (15-0/CFP, AP, USA Today) |
| 2020 | Alabama (13-0/CFP, AP, USA Today) |
| 2021 | Georgia (14-1/CFP, AP, USA Today) |
| 2022 | Georgia (15-0/CFP, AP, USA Today) |

MEN'S GOLF (15)

| | |
|------|----------------|
| 1940 | LSU (601-tie) |
| 1942 | LSU (590-tie) |
| 1947 | LSU (606) |
| 1955 | LSU (574) |
| 1968 | Florida (1154) |
| 1973 | Florida (1149) |
| 1993 | Florida (1145) |
| 1999 | Georgia (1180) |
| 2001 | Florida (1126) |
| 2005 | Georgia (1135) |
| 2013 | Alabama |
| 2014 | Alabama |
| 2015 | LSU |
| 2023 | Florida |
| 2024 | Auburn |

WOMEN'S GOLF (5)

| | |
|------|-----------------|
| 1985 | Florida (1218) |
| 1986 | Florida (1180) |
| 2001 | Georgia (1176) |
| 2012 | Alabama (1171) |
| 2021 | Ole Miss (1159) |

GYMNASTICS (20)

| | |
|------|-------------------|
| 1987 | Georgia (187.90) |
| 1988 | Alabama (190.05) |
| 1989 | Georgia (192.65) |
| 1991 | Alabama (195.125) |
| 1993 | Georgia (198.00) |
| 1996 | Alabama (198.025) |
| 1998 | Georgia (197.725) |
| 1999 | Georgia (196.850) |
| 2002 | Alabama (197.575) |
| 2005 | Georgia (197.825) |
| 2006 | Georgia (197.750) |
| 2007 | Georgia (197.850) |
| 2008 | Georgia (197.450) |
| 2009 | Georgia (197.825) |
| 2011 | Alabama (197.650) |
| 2012 | Alabama (197.850) |
| 2013 | Florida (197.575) |
| 2014 | Florida (198.175) |
| 2015 | Florida (197.850) |
| 2024 | LSU (198.225) |

RIFLE (4)

| | |
|------|----------|
| 2011 | Kentucky |
| 2018 | Kentucky |
| 2021 | Kentucky |
| 2022 | Kentucky |

WOMEN'S SOCCER (1)

| | |
|------|----------------|
| 1998 | Florida (26-1) |
|------|----------------|

SOFTBALL (3)

| | |
|------|-----------------|
| 2012 | Alabama (60-8) |
| 2014 | Florida (55-12) |
| 2015 | Florida (60-7) |

MEN'S SWIMMING & DIVING (11)

| | |
|------|-----------------|
| 1978 | Tennessee (307) |
|------|-----------------|

| | |
|------|-----------------|
| 1983 | Florida (238) |
| 1984 | Florida (287.5) |
| 1997 | Auburn (496.5) |
| 1999 | Auburn (467.5) |
| 2003 | Auburn (609.5) |
| 2004 | Auburn (634) |
| 2005 | Auburn (491) |
| 2006 | Auburn (480.5) |
| 2007 | Auburn (566) |
| 2009 | Auburn (526) |

WOMEN'S SWIMMING & DIVING (14)

| | |
|------|-----------------|
| 1982 | Florida (505) |
| 1999 | Georgia (504.5) |
| 2000 | Georgia (490.5) |
| 2001 | Georgia (389) |
| 2002 | Auburn (474) |
| 2003 | Auburn (536) |
| 2004 | Auburn (569) |
| 2005 | Georgia (609.5) |
| 2006 | Auburn (518.5) |
| 2007 | Auburn (535) |
| 2010 | Florida (382) |
| 2013 | Georgia (477) |
| 2014 | Georgia (528) |
| 2016 | Georgia (414) |

MEN'S TENNIS (8)

| | |
|------|----------------|
| 1959 | Tulane (tie) |
| 1985 | Georgia (36-1) |
| 1987 | Georgia (24-3) |
| 1999 | Georgia (26-5) |
| 2001 | Georgia (28-1) |
| 2007 | Georgia (32-0) |
| 2008 | Georgia (27-3) |
| 2021 | Florida (26-2) |

WOMEN'S TENNIS (11)

| | |
|------|-------------------|
| 1992 | Florida (30-0) |
| 1994 | Georgia (27-2) |
| 1996 | Florida (31-0) |
| 1998 | Florida (27-0) |
| 2000 | Georgia (27-2) |
| 2003 | Florida (31-2) |
| 2011 | Florida (31-1) |
| 2012 | Florida (27-1) |
| 2015 | Vanderbilt (25-6) |
| 2017 | Florida (29-3) |
| 2024 | Texas A&M (28-7) |

MEN'S INDOOR TRACK & FIELD (22)

| | |
|------|-----------------|
| 1992 | Arkansas (53) |
| 1993 | Arkansas (66) |
| 1994 | Arkansas (94) |
| 1995 | Arkansas (59) |
| 1997 | Arkansas (59) |
| 1998 | Arkansas (56) |
| 1999 | Arkansas (65) |
| 2000 | Arkansas (69.5) |
| 2001 | LSU (34) |
| 2002 | Tennessee (52) |
| 2003 | Arkansas (54) |
| 2004 | LSU (44.5) |
| 2005 | Arkansas (56) |
| 2006 | Arkansas (53) |
| 2010 | Florida (57) |
| 2011 | Florida (52) |
| 2012 | Florida (52) |
| 2013 | Arkansas (57) |
| 2017 | Texas A&M (46) |
| 2018 | Florida (40) |
| 2019 | Florida (55) |
| 2023 | Arkansas (63) |

WOMEN'S INDOOR TRACK & FIELD (21)

| | |
|------|--------------|
| 1987 | LSU (49) |
| 1989 | LSU (61) |
| 1991 | LSU (48) |
| 1992 | Florida (50) |
| 1993 | LSU (49) |
| 1994 | LSU (48) |
| 1995 | LSU (40) |
| 1996 | LSU (52) |
| 1997 | LSU (49) |

| | |
|------|----------------|
| 2002 | LSU (57) |
| 2003 | LSU (62) |
| 2004 | LSU (52) |
| 2005 | Tennessee (46) |
| 2009 | Tennessee (42) |
| 2015 | Arkansas (63) |
| 2018 | Georgia (61) |
| 2019 | Arkansas (62) |
| 2021 | Arkansas (68) |
| 2022 | Florida (68) |
| 2023 | Arkansas (64) |
| 2024 | Arkansas (55) |

MEN'S OUTDOOR TRACK & FIELD (27)

| | |
|------|-----------------|
| 1933 | LSU (58) |
| 1974 | Tennessee (60) |
| 1989 | LSU (53) |
| 1990 | LSU (44) |
| 1991 | Tennessee (51) |
| 1992 | Arkansas (60) |
| 1993 | Arkansas (69) |
| 1994 | Arkansas (83) |
| 1995 | Arkansas (61.5) |
| 1996 | Arkansas (55) |
| 1997 | Arkansas (55) |
| 1998 | Arkansas (58.5) |
| 1999 | Arkansas (59) |
| 2001 | Tennessee (50) |
| 2002 | LSU (64) |
| 2003 | Arkansas (59) |
| 2004 | Arkansas (65.5) |
| 2005 | Arkansas (60) |
| 2012 | Florida (50) |
| 2013 | Florida (53) |
| | Texas A&M (53) |
| 2016 | Florida (62) |
| 2017 | Florida (61.5) |
| 2018 | Georgia (52) |
| 2021 | LSU (84) |
| 2022 | Florida (54) |
| 2023 | Florida (57) |
| 2024 | Florida (41) |

WOMEN'S OUTDOOR TRACK & FIELD (22)

| | |
|------|---------------------|
| 1987 | LSU (62) |
| 1988 | LSU (61) |
| 1989 | LSU (86) |
| 1990 | LSU (53) |
| 1991 | LSU (78) |
| 1992 | LSU (87) |
| 1993 | LSU (93) |
| 1994 | LSU (86) |
| 1995 | LSU (69) |
| 1996 | LSU (81) |
| 1997 | LSU (63) |
| 2000 | LSU (58) |
| 2002 | South Carolina (82) |
| 2003 | LSU (64) |
| 2006 | Auburn (57) |
| 2008 | LSU (67) |
| 2012 | LSU (76) |
| 2014 | Texas A&M (75) |
| 2016 | Arkansas (72) |
| 2019 | Arkansas (64) |
| 2022 | Florida (74) |
| 2024 | Arkansas (63) |

WOMEN'S VOLLEYBALL (1)

| | |
|---------|-----------------|
| 2020-21 | Kentucky (24-1) |
|---------|-----------------|

| SEC NATIONAL CHAMPIONSHIPS | |
|----------------------------|-----------------------|
| All-Time | Since 2000 |
| Men's148 | Men's76 |
| Women's 123 | Women's80 |
| Coed4 | Coed4 |
| TOTAL275 | TOTAL160 |

NOTE: NCAA National Champions only with the exception of football and equestrian.

ALL-TIME SEC CHAMPIONS

| | UA | AR | AU | UF | UG | UK | LSU | UM | MS | MO | OK | SC | UT | TX | TAMU | VU |
|--------------|------------|------------|-----------|------------|------------|-----------|------------|-----------|-----------|----------|----|-----------|------------|----|-----------|-----------|
| Baseball | 14 | 4 | 6 | 16 | 6 | 2 | 17 | 7 | 11 | | | 3 | 5 | | | 7 |
| M BKB | 9 | 2 | 4 | 7 | 1 | 49 | 11 | | 6 | | | 1 | 11 | | 1 | 3 |
| W BKB | | | 5 | | 7 | 2 | 3 | 1 | 2 | | | 8 | 18 | | 1 | |
| M XC | 4 | 28 | 6 | 3 | | 4 | | 2 | 5 | | | | 25 | | | |
| W XC | 3 | 22 | | 7 | | 3 | | | | | | | 5 | | | 1 |
| Equestrian | | | 7 | | 3 | | | | | | | 2 | | | | |
| Football | 30 | | 8 | 8 | 14 | 2 | 12 | 6 | 1 | | | | 13 | | | |
| M Golf | 5 | 2 | 5 | 16 | 29 | 1 | 16 | 1 | 2 | | | | 3 | | | 3 |
| W Golf | 3 | 1 | 10 | 9 | 11 | | 2 | 1 | 1 | | | 1 | | | 2 | 2 |
| Gymnastics | 9 | | | 16 | 16 | | 3 | | | | | | | | | |
| Soccer | 1 | 4 | 1 | 14 | | 1 | | | | | | 3 | 3 | | 3 | 3 |
| Softball | 6 | 2 | | 9 | 2 | | 5 | | | | | 1 | 3 | | | |
| M S&D | 2 | | 18 | 45 | 3 | | 1 | | | | | | 10 | | | |
| W S&D | 1 | | 5 | 19 | 12 | 1 | | | | | | | 2 | | 4 | |
| M Tennis | 1 | | 2 | 12 | 32 | 3 | 5 | 5 | 3 | | | | 9 | | 3 | |
| W Tennis | 1 | | | 29 | 12 | 1 | | | | | | | | | 4 | 2 |
| M In. T&F | 6 | 27 | 4 | 8 | | 1 | 4 | | | | | | 18 | | | |
| W In. T&F | 1 | 14 | | 8 | 1 | | 12 | | | | | | 4 | | | |
| M Out.T&F | 3 | 23 | 4 | 6 | 1 | | 23 | | 1 | | | | 25 | | 2 | |
| W Out.T&F | 2 | 10 | | 7 | 2 | | 14 | | | | | 3 | 4 | | 1 | |
| Volleyball | | | | 25 | 2 | 12 | 5 | | | 2 | | | 5 | | 1 | |
| Wrestling* | | | 4 | 1 | | 2 | 5 | | | | | | | | | |
| Boxing* | | | | | | | 5 | | | | | | | | | |
| TOTAL | 101 | 139 | 89 | 265 | 154 | 84 | 143 | 23 | 32 | 2 | | 22 | 163 | | 22 | 21 |

The SEC Champion is determined by regular season competition in baseball, men's basketball, women's basketball, football, gymnastics, soccer, softball, men's tennis, women's tennis, and volleyball. It's determined by a meet or tournament in men's cross country, women's cross country, equestrian, men's golf, women's golf, men's indoor track & field, women's indoor track & field, men's outdoor track & field, and women's outdoor track & field.

ALL-TIME NATIONAL CHAMPIONS

| | UA | AR | AU | UF | UG | UK | LSU | UM | MS | MO | OK | SC | UT | TX | AM | TUL^ | VU | TOTAL |
|--------------|-----------|-----------|-----------|-----------|-----------|-----------|-----------|----------|----------|----------|----------|----------|-----------|----------|----------|----------|----------|------------|
| Baseball | | | | 1 | 1 | | 7 | 1 | 1 | | | 2 | 1 | | | | 2 | 16 |
| M BKB | | 1 | | 2 | | 8 | | | | | | | | | | | | 11 |
| W BKB | | | | | | | 1 | | | | | 3 | 8 | | | | | 12 |
| W BOWL | | | | | | | | | | | | | | | | | 3 | 3 |
| M XC | | 7 | | | | | | | | | | | 1 | | | | | 8 |
| W XC | | 1 | | | | 1 | | | | | | | | | | | | 2 |
| Equestrian+ | | | 4 | | 2 | | | | | | | 1 | | | 1 | | | 8 |
| Football | 13 | | 2 | 3 | 3 | | 4 | 1 | | | | | 2 | | | | | 28 |
| M Golf | 2 | | 1 | 5 | 2 | | 5 | | | | | | | | | | | 15 |
| W Golf | 1 | | | 2 | 1 | | | 1 | | | | | | | | | | 5 |
| Gymnastics | 6 | | | 3 | 10 | | 1 | | | | | | | | | | | 20 |
| Rifle | | | | | | 4 | | | | | | | | | | | | 4 |
| Soccer | | | | 1 | | | | | | | | | | | | | | 1 |
| Softball | 1 | | | 2 | | | | | | | | | | | | | | 3 |
| M S&D | | | 8 | 2 | | | | | | | | | 1 | | | | | 11 |
| W S&D | | | 5 | 2 | 7 | | | | | | | | | | | | | 14 |
| M Tennis | | | | 1 | 6 | | | | | | | | | | | 1 | | 8 |
| W Tennis | | | | 7 | 2 | | | | | | | | | | 1 | | 1 | 11 |
| M In. T&F | | 13 | | 5 | | | 2 | | | | | | 1 | | 1 | | | 22 |
| W In. T&F | | 5 | | 2 | 1 | | 11 | | | | | | 2 | | | | | 21 |
| M Out.T&F | | 11 | | 7 | 1 | | 5 | | | | | | 3 | | 1 | | | 28 |
| W Out.T&F | | 3 | 1 | 1 | | | 15 | | | | | 1 | | | 1 | | | 22 |
| Volleyball | | | | | | 1 | | | | | | | | | | | | 1 |
| Boxing* | | | | | | | 1 | | | | | | | | | | | 1 |
| TOTAL | 23 | 41 | 21 | 46 | 36 | 14 | 52 | 3 | 1 | 0 | 0 | 7 | 19 | 0 | 5 | 1 | 6 | 275 |

National titles only during team's membership in the Southeastern Conference

^No longer member of SEC

*Discontinued Sport

+Non-NCAA Sport

OFFICIAL SPONSOR PROGRAM

The Southeastern Conference Official Sponsor program began in 1988 with three companies dedicated to intercollegiate athletics and higher education.

Now supported by many of the nation's top corporations, this program has evolved into the most successful of its kind.

Each member of the SEC Official Sponsor team shows its commitment to the future of intercollegiate athletics with contributions to SEC Youth Clinics, SEC Scholarship Programs, SEC Academic Enhancement Programs, Championship Grants, FanFare and Legends Programs.

The corporations also conduct consumer promotions designed to increase sales and brand awareness. These promotions also increase public awareness of the

member institutions of the SEC, which in turn supports increased ticket sales and high television and radio ratings.

In addition to the broad spectrum of benefits provided by these contributions, each SEC institution is a direct beneficiary of the program. SEC Official Sponsors include Academy Sports + Outdoors, Allstate Insurance, Bush's Beans, Dr Pepper, Farm Rich, Gatorade, Johnsonville, Mercedes Benz, Pfizer, Regions Bank, Sonic, Southwest Airlines, Sprouts Farmers Market, T-Mobile.

PROGRAM MISSION

The mission of the corporate sponsor program is:

1. To develop marketing and promotional activities that benefit the SEC, its member institutions and the participating corporations;
2. To emphasize the positive role of athletics in our society; and
3. To provide funding for youth clinics, championship events and academic enhancement programs.



SEC OFFICIAL SPONSORS



SEC LICENSING PROGRAM

The Southeastern Conference markets its registered marks (Southeastern Conference, SEC, SEC Seal and SEC logos) through a licensing program with the Collegiate Licensing Company. The SEC began its licensing program in 1988 to protect the use of its name and insignias and to ensure that its member institutions benefit from the use and sale of items bearing its name and/or logos.

The program also ensures that manufacturers and retailers market only the highest-quality merchandise using the conference name and logos. The SEC has joined a significant number of colleges and universities throughout the country to bring about consistency in the marketplace for officially-licensed collegiate products.



AN IMG COMPANY

SEC MEDIA SERVICES

SEC COMMUNICATIONS MISSION STATEMENT

The Southeastern Conference has been the nation's leader in communications during its history. The SEC understands the importance of assisting the media in providing coverage of the conference and its institutions. To this end, the conference, including all of its member institutions, shall make the best attempt to fill reasonable requests by media outlets. Members of the media are encouraged to work with the communications director of each institution and the conference office to establish satisfactory media policies that are mutually beneficial to all parties.

SEC CHAMPIONSHIP GAME

December 7, 2024
Mercedes-Benz Stadium (73,000)
Atlanta, Ga.
ABC - 4 p.m. ET

MEDIA INFORMATION

Media credential requests for the 2024 SEC Championship football game can be taken online at www.secsportsmedia.com beginning November 1.

The SEC will conduct a media teleconference with the two participating head coaches on Sunday, November 30 at 5 p.m. ET. A second media teleconference, with three participating student-athletes from each school, will be held on Monday, December 1, at 1 p.m. ET.

A press conference featuring both participating head coaches will be held virtually on Thursday, December 5, at 1:30 p.m. ET.

The Thursday press conference and the post-game press conference on Saturday will be available on the SEC Media Portal and SEC FTP, and live on SEC Network and/or SEC+. Additional information will be included in the league's weekly media release.

For further information concerning media coverage of the SEC Football Championship Game, please contact the SEC Communications Department.

WEEKLY COACHES TELECONFERENCE

The 16 SEC coaches will be featured on a weekly teleconference each Wednesday from 11 a.m. - 1:30 p.m. (ET) [10 a.m. - 12:30 p.m. (CT)] beginning August 28 and concluding November 20. Media representatives wishing to participate in the teleconference should contact the SEC Communications Office for further details.

A replay of each week's teleconference can be heard on the SEC's website, www.SECsports.com.

Each coach will appear on the teleconference for ten minutes, according to the following schedule (All Times Central):

| | |
|------------|-------------------------------|
| 10:00 a.m. | Brian Kelly, LSU |
| 10:10 a.m. | Kirby Smart, Georgia |
| 10:20 a.m. | Billy Napier, Florida |
| 10:30 a.m. | Brent Venables, Oklahoma |
| 10:40 a.m. | Sam Pittman, Arkansas |
| 10:50 a.m. | Josh Heupel, Tennessee |
| 11:00 a.m. | Kalen DeBoer, Alabama |
| 11:10 a.m. | Shane Beamer, South Carolina |
| 11:20 a.m. | Elijah Drinkwitz, Missouri |
| 11:30 a.m. | Mike Elko, Texas A&M |
| 11:40 a.m. | Mark Stoops, Kentucky |
| 11:50 a.m. | Jeff Leiby, Mississippi State |
| 12:00 p.m. | Lane Kiffin, Ole Miss |
| 12:10 p.m. | Hugh Freeze, Auburn |
| 12:20 p.m. | Clark Lea, Vanderbilt |
| 12:30 p.m. | Steve Sarkisian, Texas |

SEC FTP FEEDS

The Southeastern Conference provides a FTP feed each day during Football Media Days, as well as from the SEC Football Championship Game. Details are available through the SEC Communications Office.

SEC MEDIA PORTAL

Highlights, Photos & Press Conferences: The SEC and Catapult Sports will provide a platform for distribution of game highlights, game photos and press conference content from the SEC Championship Game. The SEC Media Access Guidelines continue to apply to this content and are outlined in the 2024 credentialing registration process. To request access to the SEC Media Portal and create an account, contact: licensing@catapult.com.

SEC PLAYERS OF THE WEEK

The SEC will name a freshman of the week along with an offensive, defensive, offensive lineman, defensive lineman and special teams player of the week each Monday throughout the regular season.

Nominations for the awards are made by the SEC sports information directors. The honorees are selected by a vote of the SEC Communications and football staff.

collegepressbox

SINCE 2005 EVERYTHING BUT THE PREGAME MEAL

Collegepressbox is the official media website for Division I football. Access and download game notes, quotes, statistics, media guides, headshots, logos and more for all FBS schools, conferences, postseason games, awards and the College Football Playoff. For access, please register for an account at collegepressbox.com/register.

www.SECsports.com
www.secsportsmedia.com

The Southeastern Conference has an extensive presence on the Internet and the SEC Network.

General SEC football information can be accessed on the Web at www.SECsports.com. The football section is updated with new material daily on the page, with standings, statistics, game previews, notes and other important information. The SEC also offers a media-only website - www.secsportsmedia.com. Media covering the SEC can retrieve information from the conference office as, SEC logos, photos and a championship credentialing system for SEC football is available on the site. (The site houses all media information and links for the other 20 sports the SEC sponsors).

SEC WEBSITES

All 16 SEC schools place much of their information released to the media online on their websites. The website addresses are below:

ALABAMA — www.rolltide.com
ARKANSAS — www.arkansasrazorbacks.com
AUBURN — www.auburntigers.com
FLORIDA — www.floridagators.com
GEORGIA — www.georgiadogs.com
KENTUCKY — www.ukathletics.com
LSU — www.lsusports.net
OLE MISS — www.olemisssports.com
MISSISSIPPI STATE — www.hailstate.com
MISSOURI — www.mutigers.com
OKLAHOMA — www.soonersports.com

SOUTH CAROLINA — www.gamecocksonline.com
TENNESSEE — www.utsports.com
TEXAS — www.texasports.com
TEXAS A&M — www.12thman.com
VANDERBILT — www.vucommodores.com

FOLLOWING THE SEC . . .



On Facebook, like the page called "Southeastern Conference".



On X, follow the SEC at @SEC.



On Instagram, follow the SEC at @SEC

SEC OFFICE

GREG SANKEY • Commissioner
2201 Richard Arrington Blvd. North
Birmingham, AL 35203
MAIN SWITCHBOARD: 205 458-3000

COMMUNICATIONS STAFF

HERB VINCENT • Associate Commissioner
E-Mail/X: hvincent@sec.org; @SECherbvin
#CHUCK DUNLAP • Director
E-Mail/X: cdunlap@sec.org; @SEC_Chuck
CRAIG PINKERTON • Director
E-Mail/X: cpinkerton@sec.org; @SEC_Craig
TAMMY WILSON • Director
E-Mail/X: twilson@sec.org; @SEC_Tammy
%BEN BEATY • Associate Director
E-Mail/X: bbeaty@sec.org; @BenBeaty
JILL SKOTARCZAK • Associate Director
E-Mail/X: jkskotarczak@sec.org; @SEC_Jill

VIDEO & CREATIVE SERVICES

B.C. ROMANO • Director of Video
and Creative Services
E-Mail: bcromano@sec.org

SOCIAL & DIGITAL MEDIA

TAYLOR BRASHER • Director/
Social & Digital Media
E-Mail/X: tbrasher@sec.org; @TaylorBrasher

- SEC Football Primary Contact; % - Secondary Contact

SEC CHAMPIONSHIP GAME

DECEMBER 7, 2024

The Southeastern Conference's top two teams in the regular season standings will meet in Atlanta's Mercedes-Benz Stadium to battle for the league championship and the right to represent the conference in the College Football Playoff. The 33rd-annual title game is set for December 7 and will be televised nationally by ABC.

The game was born as a result of 1992 conference expansion, which saw Arkansas and South Carolina become the first members added in SEC history. Under NCAA regulations, a conference with 12 members may play an additional football game to determine its champion, provided the regular season is played in divisions.

The participants of the game will be determined during the eight-game regular-season conference schedule as the teams with the two best overall SEC winning percentages.

The SEC Championship has been the most watched conference championship nationally for 15 of the past 16 seasons, including 12 in a row from 2008-2019. The only year it was not No. 1 was 2020 when the SEC did not have a traditional schedule due to the pandemic. The 2023 SEC Championship Game averaged 17.519 million viewers, +61% vs. last year's game, and peaked with 22.350 million viewers. It was the most-watched Conference Championship Game on any network in five years.

The 2021 SEC Championship attracted over 15 million viewers, the most watched championship game in college football since 2018.

The 2009 SEC Championship Game earned an 11.8 rating and a 24 share, marking the highest-rated SEC Championship Game in history. The game matched the No. 1 Florida Gators (12-0) vs. the No. 2 Alabama Crimson Tide (12-0).

The SEC Championship Game has drawn 30 capacity crowds in its 32-year history. Only 1993 (Birmingham) and 1995 (Atlanta) were not sellouts.

The SEC, along with AMB Sports & Entertainment (AMBSE) and the Georgia World Congress Center Authority (GWCCA), have an agreement to host the SEC Championship Game at Mercedes-Benz Stadium in Atlanta through 2031. The new agreement allows the SEC the option of adding a five-year extensions through 2036. The Georgia Dome hosted the SEC Championship Game for 23 years beginning in 1994, with capacity crowds in the last 22 consecutive years. By the end of the new agreement, including options, the Championship will have been played in Atlanta a total of 43 years.

CHAMPIONSHIP GAME QUICK FACTS

Date: Saturday, December 7
Site: Mercedes-Benz Stadium; Atlanta, Ga.

Capacity: 73,000

Time: 4 p.m. ET

Television: ABC

For Tickets:
SEC TICKET OFFICE
2201 RICHARD ARRINGTON BLVD. NORTH
BIRMINGHAM, AL 35203
(205) 458-3000
WWW.SECTICKETOFFICE.COM

Mercedes-Benz Stadium Contract: Through 2031 game

ABC Contract: Through 2033 game

Highest TV Rating: 11.8 (24 share) - 2009

Largest Crowd: 83,091 (Alabama vs. Florida, Legion Field) - 1992

Largest Georgia Dome Crowd: 75,892 (Alabama vs. Florida) - 2008

Largest Mercedes-Benz Stadium Crowd: 78,320 (Alabama vs. Georgia) - 2023



2023 SEC CHAMPIONSHIP GAME

ATLANTA - Alabama ended Georgia's 29-game winning streak with a 27-24 victory over the No. 1 Bulldogs in the SEC Championship Game.

Jalen Milroe threw a pair of touchdown passes and No. 8 Alabama's defense dominated much of the way — a compelling playoff statement for a Crimson Tide team that lost at home to Texas early in the season.

The victory over Georgia was the Tide's 11th in a row and was good enough to push them from No. 8 in the CFP rankings to the final four.

Georgia had not lost since the 2021 defeat to Alabama in the SEC title game, beating the Crimson Tide for the national title and going 15-0 in 2023.

Georgia closed the gap to 20-17 after a 28-yard punt return by Anthony Evans III set up Carson Beck's sneak into the end zone.

Milroe then hooked up with Isaiah Bond on four completions for 56 yards, and Roydell Williams scored on a 1-yard run that restored Alabama's lead to 27-17 with 5:47 remaining.

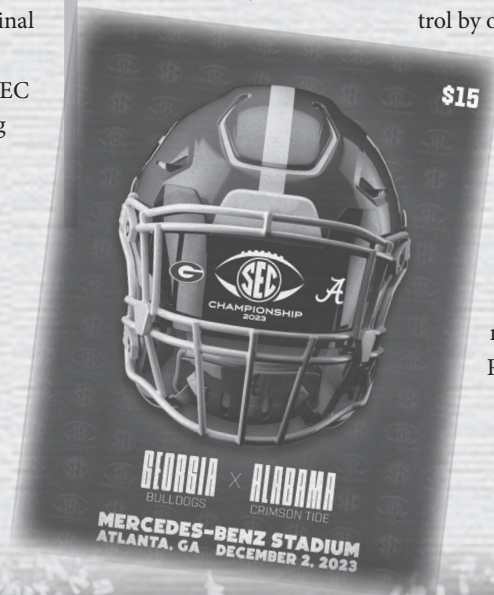
Georgia scored with 2:52 left, but Milroe and Alabama didn't

let the Bulldogs get the ball back.

After getting shredded by Auburn's running game the week before, the Crimson Tide held Georgia to 78 yards on the ground. That forced Georgia quarterback Carson Beck and the Bulldogs to go to the air more than they would've liked.

As was the case two years ago, the second quarter was the Bulldogs' downfall. In the 2021 loss, they surrendered 24 points to Bryce Young and the Crimson Tide. This time, Alabama took control by outscoring Georgia 14-0 in the period.

Groza Award finalist Will Reichard booted a 43-yard field goal in the first quarter to reach 533 career points and become the leading scorer in NCAA FBS history, breaking a tie with former Navy quarterback Keenan Reynolds.



2023 SEC CHAMPIONSHIP

Dec. 2 • Atlanta, Ga. • Mercedes-Benz Stadium (78,320)

SCORING SUMMARY

| | | | | | | |
|---------|---|----|---|----|---|----|
| Georgia | 7 | 0 | 3 | 14 | = | 24 |
| Alabama | 3 | 14 | 3 | 7 | = | 27 |

| | | |
|-----------|--|-------|
| 1st 09:31 | UG - K.Milton 17 yd rush (P.Woodring kick), 8-83, 03:50 | 7-0 |
| 1st 03:43 | UA - W.Reichard 43 yd FG, 8-26, 03:48 | 7-3 |
| 2nd 12:04 | UA - J.Miller 28 yd pass from J.Milroe (W.Reichard kick), 10-92, 04:32 | 7-10 |
| 2nd 00:48 | UA - J.Burton 15 yd pass from J.Milroe (W.Reichard kick), 9-69, 03:49 | 7-17 |
| 3rd 08:51 | UG - P.Woodring 34 yd FG, 5-54, 01:45 | 10-17 |
| 3rd 00:48 | UA - W.Reichard 28 yd FG, 4-1, 01:26 | 10-20 |
| 4th 10:16 | UG - C.Beck 1 yd rush (P.Woodring kick), 4-35, 01:37 | 17-20 |
| 4th 05:47 | UA - R.Williams 1 yd rush (W.Reichard kick), 9-75, 04:29 | 17-27 |
| 4th 02:52 | UG - K.Milton 1 yd rush (P.Woodring kick), 10-75, 02:55 | 24-27 |

TEAM STATISTICS

| | UG | UA |
|--------------------------------|---------|---------|
| FIRST DOWNS | 19 | 20 |
| RUSHES-YARDS (NET) | 31-78 | 41-114 |
| PASSING YDS (NET) | 243 | 192 |
| Completions-Attempts-Int | 21-29 | 13-23 |
| TOTAL OFFENSIVE YARDS | 321 | 306 |
| Total offensive plays | 60 | 64 |
| Fumbles: Number-Lost | 1-1 | 0-0 |
| Penalties: Number-Yards | 5-56 | 3-36 |
| PUNTS-YARDS | 4-201 | 5-233 |
| Average Per Return | 50.2 | 46.6 |
| Interceptions: Number-Yards-TD | 0-0-0 | 0-0-0 |
| Fumble Returns: Number-Yards | 0-0 | 0-0 |
| Possession Time | 28:51 | 31:09 |
| Third-Down Conversions | 4 of 12 | 3 of 13 |
| Fourth-Down Conversions | 2 of 2 | 2 of 2 |
| Red Zone Scores-Chances | 4 of 5 | 5 of 5 |
| Sacks By: Number-Yards | 4-38 | 2-8 |

INDIVIDUAL STATISTICAL LEADERS

RUSHING: UG - K. Milton 13-42; D. Edwards 10-38; C. Beck 8-(2). UA - R. Williams 16-64; J. Milroe 14-29; J. Miller 9-23.

PASSING: UG - 21-29-0, 243 yards, 0 TD. UA - J. Milroe - 13-23, 192 yards, 2 TD.

RECEIVING: UG - B. Bowers 5-53; L. McConkey 3-38; M. Rosemy-Jacksaint 3-30; D. Lovett 2-23; D. Bell 2-15; D. Edwards 2-11; A. Smith 1-51; M. Mews 1-14; O. Delp 1-4; K. Milton 1-4. UA - I. Bond 5-79; J. Burton 2-28; J. Miller 1-28; K. Prentice 1-19; A. Niblack 1-17; CJ Dippre 1-12; R. Williams 1-9; K. Law 1-0.

INTERCEPTIONS: UG - None. UA - None.



Alabama's Jalen Milroe passed for two touchdowns and 192 yards to earn MVP honors.



Georgia's Carson Beck threw for 243 yards in the SEC Championship Game.



Isaiah Bond led Alabama with five catches for 79 yards.

SEC CHAMPIONSHIP GAMES

| Year | Score | Attend. | MVP |
|------|------------------------------------|---------|---------------------------|
| 1992 | Alabama 28, Florida 21 | 83,091 | Antonio Langham, Alabama |
| 1993 | Florida 28, Alabama 13 | 76,345 | Terry Dean, Florida |
| 1994 | Florida 24, Alabama 23 | 74,751 | Ellis Johnson, Florida |
| 1995 | Florida 34, Arkansas 3 | 71,325 | Danny Wuerffel, Florida |
| 1996 | Florida 45, Alabama 30 | 74,132 | Danny Wuerffel, Florida |
| 1997 | Tennessee 30, Auburn 29 | 74,896 | Peyton Manning, Tennessee |
| 1998 | Tennessee 24, Mississippi State 14 | 74,795 | Peerless Price, Tennessee |
| 1999 | Alabama 34, Florida 7 | 71,500 | Freddie Milons, Alabama |
| 2000 | Florida 28, Auburn 6 | 73,427 | Rex Grossman, Florida |
| 2001 | LSU 31, Tennessee 20 | 74,843 | Matt Mauck, LSU |
| 2002 | Georgia 30, Arkansas 3 | 74,835 | David Greene, Georgia |
| 2003 | LSU 34, Georgia 13 | 74,913 | Justin Vincent, LSU |
| 2004 | Auburn 38, Tennessee 28 | 74,892 | Jason Campbell, Auburn |
| 2005 | Georgia 34, LSU 14 | 73,717 | D.J. Shockley, Georgia |
| 2006 | Florida 38, Arkansas 28 | 73,374 | Percy Harvin, Florida |
| 2007 | LSU 21, Tennessee 14 | 73,832 | Ryan Perrilloux, LSU |
| 2008 | Florida 31, Alabama 20 | 75,892 | Tim Tebow, Florida |
| 2009 | Alabama 32, Florida 13 | 75,514 | Greg McElroy, Alabama |
| 2010 | Auburn 56, South Carolina 17 | 75,802 | Cam Newton, Auburn |
| 2011 | LSU 42, Georgia 10 | 74,515 | Tyrann Mathieu, LSU |
| 2012 | Alabama 32, Georgia 28 | 75,624 | Eddie Lacy, Alabama |
| 2013 | Auburn 59, Missouri 42 | 75,632 | Tre Mason, Auburn |
| 2014 | Alabama 42, Missouri 13 | 73,526 | Blake Sims, Alabama |
| 2015 | Alabama 29, Florida 15 | 75,320 | Derrick Henry, Alabama |
| 2016 | Alabama 54, Florida 16 | 74,632 | Reuben Foster, Alabama |
| 2017 | Georgia 28, Auburn 7 | 76,534 | Roquan Smith, Georgia |
| 2018 | Alabama 35, Georgia 28 | 77,141 | Josh Jacobs, Alabama |
| 2019 | LSU 37, Georgia 10 | 74,150 | Joe Burrow, LSU |
| 2020 | Alabama 52, Florida 46 | 16,520 | Najee Harris, Alabama |
| 2021 | Alabama 41, Georgia 24 | 78,030 | Bryce Young, Alabama |
| 2022 | Georgia 50, LSU 30 | 74,810 | Stetson Bennett, Georgia |
| 2023 | Alabama 27, Georgia 24 | 78,320 | Jalen Milroe, Alabama |

1992 SEC CHAMPIONSHIP GAME ALABAMA 28, FLORIDA 21



The Southeastern Conference etched its mark in the college football history books on Dec. 5, 1992. The league became the first in Division I-A to stage a championship game between its two division winners.

Western Division Champion Alabama and Eastern Division co-Champion Florida provided plenty of fireworks as the Crimson Tide posted a 28-21 victory before a capacity crowd of 83,091 at Legion Field in Birmingham.

The game, which was televised nationally by ABC Sports and earned a 9.8 rating, was not decided until the final minutes. With the Gators facing first-and-10 at their own 21, Alabama cornerback Antonio Langham returned an interception 27 yards for the game-winning score. The play, which came with just 3:16 remaining, earned Langham Most Valuable Player honors and thwarted the debut of a tie-breaking system in Division I-A football.

The victory secured Alabama the role of host at the USF&G Sugar Bowl. On Jan. 1, 1993, the second-ranked Crimson Tide handed No. 1 Miami a 34-13 defeat to capture the SEC's 12th national crown.

SCORING SUMMARY

| | | | | | | |
|---------|---|---|---|---|---|----|
| Alabama | 7 | 7 | 7 | 7 | = | 28 |
| Florida | 7 | 0 | 7 | 7 | = | 21 |

UF - Rhett 5 pass from Matthews (Davis kick); 10:03 (1st)
 UA - Lassic 3 run (Proctor kick); 5:07 (1st)
 UA - Brown 30 pass from Barker (Proctor kick); 4:49 (2nd)
 UA - Lassic 15 run (Proctor kick); 5:14 (3rd)
 UF - W. Jackson 4 pass from Matthews (Davis kick); 1:21 (3rd)
 UF - Rhett 1 run (Davis kick); 8:09 (4th)
 UA - Langham 27 interception return (Proctor kick); 3:16 (4th)

INDIVIDUAL LEADERS

Rushing: UF - Rhett (22-59); UA - Lassic (21-117)
 Passing: UF - Matthews (30-49-2, 287 yards); UA - Barker (10-18-0, 154 yards)
 Receiving: UF - Rhett (10-82), Jackson (9-100); UA - Palmer (5-101), Williams (2-16)
 Tackles: UF - White (7-3=10), Kennedy (6-4=10); UA - Brown (7-1=8), Langham (6-2=8), Oden (5-3=8)

1993 SEC CHAMPIONSHIP GAME FLORIDA 28, ALABAMA 13



The SEC staged its second annual Championship Football Game on Dec. 4, 1993, with Eastern Division Champion Florida defeating Western Division winner Alabama, 28-13, in front of a crowd of 76,345 at Birmingham's Legion Field.

The Gators were led by quarterback Terry Dean, who passed for 256 yards and two touchdowns en route to Championship Game Most Valuable Player honors. After virtually three quarters of neck-and-neck football, and the Gators leading by one, 14-13, Florida was faced with a fourth-and-eight situation. Punter Shayne Edge kept the drive alive with a 20-yard spring, and on the next play, Dean hit wideout Jack Jackson with a 43-yard strike to give Florida an eight-point cushion. From there, the Florida defense held its ground and the Gators secured the victory.

The victory secured Florida as the host of the USF&G Sugar Bowl. On Jan. 1, 1994, the eight-ranked Gators defeated West Virginia, 41-7, in New Orleans to win their first Sugar Bowl title.

SCORING SUMMARY

| | | | | | | |
|---------|---|---|---|---|---|----|
| Florida | 7 | 7 | 7 | 7 | = | 28 |
| Alabama | 7 | 3 | 3 | 0 | = | 13 |

UA - Lynch 1 run (Proctor kick); 10:13 (1st)
 UF - Houston 13 pass from Dean (Davis kick); 1:02 (1st)
 UA - Proctor 45 FG; 12:02 (2nd)
 UF - Dean 2 run (Davis kick); 1:10 (2nd)
 UA - Proctor 25 FG; 2:14 (3rd)
 UF - J. Jackson 43 pass from Dean (Davis kick); 0:28 (3rd)
 UF - Rhett 3 run (Davis kick); 11:59 (4th)

INDIVIDUAL LEADERS

Rushing: UF - Rhett (22-88); UA - Palmer (16-93)
 Passing: UF - Dean (20-37-2, 256 yards); UA - Palmer (8-16-1, 90 yards), Burgdorf (9-12-0, 71 yards)
 Receiving: UF - W. Jackson (9-114); UA - Palmer (3-22), Anderson (3-18), Malone (3-37)
 Tackles: UF - Kennedy (10-1=11); UA - Gaston (10-1=11)

1994 SEC CHAMPIONSHIP GAME FLORIDA 24, ALABAMA 23



Atlanta was the site of the 1994 SEC Football Championship, as a Georgia Dome record 74,751 watched Eastern Division Champion Florida capture its second straight conference crown with a 24-23 victory over Western Division Champion Alabama.

The Gators effectively moved the ball through the air, as Danny Wuerffel connected on 23 of 41 passes for 227 yards and a pair of touchdowns. But at the conclusion of the hard-fought contest, it was Florida defensive standout Ellis Johnson who distinguished himself as the game's most valuable player. The rugged senior recorded five tackles, one pass breakup and an SEC Championship record three tackles behind the line of scrimmage, including two quarterback sacks.

Trailing 17-10 at the half, Alabama regained the lead, 23-17, with two third-quarter field goals and an interception return for a touchdown with less than nine minutes to play. Florida responded with an 80-yard, 10-play drive which ended with a two-yard touchdown pass from Wuerffel to Chris Doering with just 5:29 remaining in the fourth quarter. The extra point by Judd Davis secured the winning margin, as the Gator defense forced an interception on the final Alabama drive.

The SEC's third title game attracted a television audience of more than 30 million viewers. ABC's broadcast earned a 10.5 rating, marking the network's most-watched college football game since the 1991 season.

SCORING SUMMARY

| | | | | | | |
|---------|---|----|---|---|---|----|
| Alabama | 7 | 3 | 6 | 7 | = | 23 |
| Florida | 7 | 10 | 0 | 7 | = | 24 |

UA - Brown 70 pass from Barker (Proctor kick); 11:05 (1st)
 UF - Anthony 26 pass from Wuerffel (Davis kick); 4:07 (1st)
 UA - Proctor 22 FG; 14:45 (2nd)
 UF - Davis 42 FG; 10:31 (2nd)
 UF - Wuerffel 1 run (Davis kick); 1:15 (2nd)
 UA - Proctor 47 FG; 7:35 (3rd)
 UA - Proctor 48 FG; 2:14 (3rd)
 UA - Rudd 23 interception return (Proctor kick); 8:56 (4th)
 UF - Doering 2 pass from Wuerffel (Davis kick); 5:29 (4th)

INDIVIDUAL LEADERS

Rushing: UA - Williams (29-99); UF - Taylor (14-40)
 Passing: UA - Barker (10-19-2, 181 yards); UF - Wuerffel (23-41-2, 227 yards)
 Receiving: UA - Brown (3-119), Lynch (3-28); UF - Anthony (8-105), Taylor (7-62)
 Tackles: UA - Townsend (6-1=7); UF - Freeman (5-3=8), Carter (7-1=8), Showers (3-5=8)

1995 SEC CHAMPIONSHIP GAME FLORIDA 34, ARKANSAS 3



Florida defeated Western Division Champion Arkansas, 34-3.

The Gators, who went through the regular season undefeated, continued their dominance on this night. Florida outgained the Razorbacks, 396-299, and committed no turnovers, while forcing Arkansas into four giveaways. Arkansas got on the scoreboard first when Todd Latourette kicked a 36-yard field goal with 7:26 left in the first quarter. The Razorbacks were dealt some bad news on that drive, however. Sophomore running back Madre Hill, who finished third in the conference in rushing, was lost for the game with a knee injury.

The Gators took the ensuing kickoff and went 80 yards in seven plays, capped off when game MVP Danny Wuerffel connected with Chris Doering on a 22-yard touchdown pass. Florida would never look back.

The SEC's fourth title game attracted a television audience of over 25 million viewers. ABC's broadcast earned a 7.2 rating.

SCORING SUMMARY

| | | | | | | |
|----------|----|---|----|---|---|----|
| Florida | 14 | 3 | 14 | 3 | = | 34 |
| Arkansas | 3 | 0 | 0 | 0 | = | 3 |

AR - Latourette 36 FG; 7:26 (1st)
 UF - Doering 22 from Wuerffel (Edmiston kick); 4:30 (1st)
 UF - Wuerffel 1 run (Edmiston kick); 1:25 (1st)
 UF - Edmiston 31 FG; 5:03 (2nd)
 UF - Hilliard 29 pass from Wuerffel (Edmiston kick); 8:26 (3rd)
 UF - Hanks 95 fumble return (Edmiston kick); 4:25 (3rd)
 UF - Edmiston 20 FG; 12:48 (4th)

INDIVIDUAL LEADERS

Rushing: UF - T. Jackson (11-62); AR - Johnson (20-71)
 Passing: UF - Wuerffel (20-28-0, 276 yards); AR - Lunney (17-27-2, 170 yards)
 Receiving: UF - Hilliard (7-125); AR - Meadors (7-74)
 Tackles: UF - Hanks (6-3=9), Barnard (5-4=9), Wright (8-1=9); AR - Delco (6-4=10)

1996 SEC CHAMPIONSHIP GAME FLORIDA 45, ALABAMA 30



Eastern Division champion Florida downed Western Division champion Alabama, 45-30.

The Gators went on to the Nokia Sugar Bowl and claimed their first national championship.

Quarterback Danny Wuerffel threw for an SEC Championship Game record 401 yards and six touchdowns against a Crimson Tide defense that was ranked sixth in the nation in total defense coming into the contest.

Wuerffel's favorite target was wide receiver Reidel Anthony, who caught 11 aerials for 171 yards and three touchdowns - all three numbers were game records.

Alabama got on the scoreboard first on a 36-yard touchdown pass from Freddie Kitchens to Dennis Riddle. The Gators went on to score 24 straight points in building up a 24-14 halftime lead.

In the third quarter, the two teams traded touchdowns, including two long scoring plays. In the third quarter, Kitchens hit receiver Michael Vaughn with a 94-yard strike, the longest play from scrimmage in SEC Championship Game history. Within a minute, Wuerffel retaliated for the Gators, hitting Jacquez Green with a 85-yard touchdown pass.

SCORING SUMMARY

| | | | | | | |
|---------|---|----|----|---|---|----|
| Alabama | 7 | 7 | 14 | 2 | = | 30 |
| Florida | 6 | 18 | 14 | 7 | = | 45 |

UA - Riddle 36 pass from Kitchens (Brock kick); 8:52 (1st)
 UF - Hilliard 46 pass from Wuerffel (kick blocked); 3:11 (1st)
 UF - Anthony 21 pass from Wuerffel (Anthony pass from Wuerffel); 14:37 (2nd)
 UF - Williams 45 pass from Wuerffel (Cooper kick); 11:35 (2nd)
 UF - Cooper 35 FG; 7:39 (2nd)
 UA - Vaughn 8 pass from Kitchens (Brock kick); 0:29 (2nd)
 UA - Riddle 5 run (Brock kick); 9:12 (3rd)
 UF - Anthony 13 pass from Wuerffel (Cooper kick); 5:14 (3rd)
 UA - Vaughn 94 pass from Kitchens (Brock kick); 4:06 (3rd)
 UF - Green 85 pass from Wuerffel (Cooper kick); 3:09 (3rd)
 UF - Anthony 21 pass from Wuerffel (Cooper kick); 14:54 (4th)
 UA - Team Safety; 4:32 (4th)

INDIVIDUAL LEADERS

Rushing: UA - Riddle (17-42); UF - Taylor (13-83)
 Passing: UA - Kitchens (19-45-1, 264 yards); UF - Wuerffel (20-35-2, 401 yards)
 Receiving: UA - Riddle (6-82); UF - Anthony (11-171)
 Tackles: UA - Sigler (4-3=7); UF - Bates (7-3=10)

1997 SEC CHAMPIONSHIP GAME TENNESSEE 30, AUBURN 29



Tennessee defeated Auburn, 30-29, in a game that went down to the line.

Before a Georgia Dome Sporting Event record crowd of 74,896, the Vols came from a 20-7 second quarter deficit to defeat the Tigers on Peyton Manning's 73-yard TD pass to Marcus Nash early in the fourth quarter.

A defensive struggle ensued and the Vols were off to the FedEx Orange Bowl to play for the Bowl Alliance.

The Vols got on the scoreboard first on a 40-yard TD pass from Manning to Peerless Price. However, that was all the scoring Tennessee could muster until a Jeff Hall 27-yard field goal midway through the second quarter.

In the meantime, Auburn accounted for 20 unanswered points, led by a 24-yard fumble return by Brad Ware and a 51-yard TD pass from Dameyune Craig to Tyrone Goodson. AU's Jaret Holmes also hit two field goals.

The two teams traded touchdowns midway through the third quarter. Behind 27-17, UT scored on a 46-yard pass from Manning to Price. On the PAT attempt, Auburn's Quinton Reese returned the blocked kick for a two-point conversion to score.

That set up the heroics on Nash's 73-yard TD reception from Manning and Hall's PAT that won the game for Tennessee.

SCORING SUMMARY

| | | | | | | |
|-----------|----|---|----|---|---|----|
| Tennessee | 7 | 3 | 13 | 7 | = | 30 |
| Auburn | 13 | 7 | 9 | 0 | = | 29 |

UT - Price 40 pass from Manning (Hall kick); 12:41 (1st)
 AU - Holmes 30 FG; 10:25 (1st)
 AU - Ware 24 fumble return (Holmes kick); 5:36 (1st)
 AU - Holmes 48 FG; 1:27 (1st)
 AU - Goodson 51 pass from Craig (Holmes kick); 14:12 (2nd)
 UT - Hall 27 FG; 7:46 (2nd)
 UT - Copeland 5 pass from Manning (Hall kick); 11:56 (3rd)
 AU - Beasley 24 pass from Craig (Holmes kick); 6:14 (3rd)
 UT - Price 46 pass from Manning (kick blocked); 1:06 (3rd)
 AU - Reese PAT return; 1:06 (3rd)
 UT - Nash 73 pass from Manning (Hall kick); 11:14 (4th)

INDIVIDUAL LEADERS

Rushing: UT - Lewis (31-127); AU - Williams (6-8)
 Passing: UT - Manning (25-43-2, 373 yards); AU - Craig (14-34-0, 262 yards)
 Receiving: UT - Nash (9-126), Price (8-161); AU - Poor (3-98), Beasley (3-56)
 Tackles: UT - Gaines (4-0=4); AU - Spikes (10-5=15)

1998 SEC CHAMPIONSHIP GAME TENNESSEE 24, MISSISSIPPI STATE 14



Behind 14-10 midway through the fourth quarter, Tennessee scored two late touchdowns to hold off Mississippi State, 24-14.

The win by Tennessee enabled the Vols to stay undefeated for the season and participate in the National Championship Game at the Tostitos Fiesta Bowl.

Midway through the final quarter, MSU's Kevin Prentiss returned a punt 83 yards for a touchdown to put the Bulldogs ahead, 14-10.

On UT's following drive, QB Tee Martin drove the Vols down the field and hit WR Peerless Price with a 41-yard TD pass with 6:15 left to give Tennessee a 17-14 lead.

Mississippi State fumbled on the first play of the next drive, giving the ball back to Tennessee at the MSU 26-yard line. On the next play Martin found Cedric Wilson for a 26-yard TD pass to give the Vols the final 24-14 margin.

SCORING SUMMARY

| | | | | | | |
|-------------------|---|----|---|----|---|----|
| Mississippi State | 7 | 0 | 0 | 7 | = | 14 |
| Tennessee | 0 | 10 | 0 | 14 | = | 24 |

MS - Bean 70 interception return (Hazelwood kick); :05 (1st)
 UT - Stephens 2 run (Hall kick); 9:32 (2nd)
 UT - Hall 31 FG; 5:09 (2nd)
 MS - Prentiss 83 punt return (Hazelwood kick); 8:43 (4th)
 UT - Price 41 pass from Martin (Hall kick); 6:15 (4th)
 UT - Wilson 26 pass from Martin (Hall kick); 5:47 (4th)

INDIVIDUAL LEADERS

Rushing: MS - Johnson (14-38); UT - Henry (26-120)
 Passing: MS - Madkin (10-22-2, 84 yards); UT - Martin (15-32-1, 208 yards, 2 TDs)
 Receiving: MS - Cooper (5-44); UT - Price (6-97), Copeland (5-76)
 Tackles: MS - Campbell (10-2=12); UT - Walker (4-1=5)

1999 SEC CHAMPIONSHIP GAME ALABAMA 34, FLORIDA 7



Alabama broke open a close game in the fourth quarter, outscoring Florida 19-0 in the final stanza.

Two big plays in the fourth quarter led directly to 13 Crimson Tide points. With 11:54 left in the contest, Freddie Milons scored on a 77-yard run and 18 seconds later, Alabama's Reggie Grimes scored from 38-yards on an interception return. The score went from 15-7 at the beginning of the fourth quarter to 28-7 with 11:36 left in the contest.

Florida got on the scoreboard first, on a 3-yard pass from Earnest Graham to Erron Kinney, in the game's first possession. The Alabama defense would allow Florida just 59 total offensive yards the rest of the way.

The Alabama defense intercepted four passes and kept the Florida offense from converting a third down. The Tide held the Gators to their lowest total offense, passing yards, pass completions and first down totals ever under head coach Steve Spurrier.

After the Gators got out to a 7-0 lead, Alabama used two Ryan Pflugner field goals of 29 and 48 yards to cut the margin to 7-6 with just 2:03 left in the first half.

Following an interception by Alabama's Marcus Spencer, the Crimson Tide took the lead five plays later on a 27-yard TD pass from Andrew Zow to Jason McAddley. Alabama went into the locker room ahead, 12-7.

SCORING SUMMARY

| | | | | | | |
|---------|---|----|---|----|---|----|
| Florida | 7 | 0 | 0 | 0 | = | 7 |
| Alabama | 0 | 12 | 3 | 19 | = | 34 |

UF - Kinney 3 pass from Graham (Chandler kick); 13:20 (1st)
 UA - Pflugner 29 FG; 11:03 (2nd)
 UA - Pflugner 48 FG; 2:03 (2nd)
 UA - McAddley 27 pass from Zow (pass failed); 00:30 (2nd)
 UA - Pflugner 49 FG; 3:12 (3rd)
 UA - Milons 77 run (Pflugner kick); 11:54 (4th)
 UA - Grimes 38 interception return (kick failed); 11:36 (4th)
 UA - Alexander 7 run (rush failed); 3:58 (4th)

INDIVIDUAL LEADERS

Rushing: UF - Graham (9-27); UA - Milons (6-116-1), Alexander (30-97-1)
 Passing: UF - Palmer (7-20-3-80 yards); UA - Zow (10-17-0-134 yards-1 TD)
 Receiving: UF - Jackson (3-49); UA - Carter (5-71); McAddley (4-46-1 TD)
 Tackles: UF - Manuel (7-4=11); Dixon (6-4=10); UA - Merritt (4-0=4)

2000 SEC CHAMPIONSHIP GAME FLORIDA 28, AUBURN 6



Rex Grossman completed 17 of 26 passes for 238 yards for the Gators while UF running back Earnest Graham set an SEC Championship Game record with 169 rushing yards on 19 carries.

The Gators went out to a 14-0 lead in the first quarter. Grossman's 10-yard TD strike to Reche Caldwell with 13:09 left in the first quarter put the Gators ahead to stay, 7-0. Another Grossman to Caldwell strike, for 66 yards, added to the score in the first quarter. Florida added to its lead midway through the second quarter. Grossman hit freshman Jabar Gaffney on a 27-yard TD strike to make the score 21-0.

Auburn got on the scoreboard late in the second quarter on a 44-yard field goal by Damon Duval with no time left.

The Tigers also got on the scoreboard first in the second half on a 21-yard field goal with 9:43 left in the third quarter, making the score 21-6.

On the game's following drive, the Gators put the game out of reach. Grossman led Florida on an 11-play, 80-yard drive that took 4:26 off the clock. The drive ended on a 12-yard pass from Grossman to Brian Haugbrook putting the Gators ahead, 28-6.

Tiger QB Ben Leard had to leave the game with an injury in the third quarter. Leard completed 17 of 33 passes for 158 yards.

The Gator defense played a big role in the win as it held SEC Player of the Year Rudi Johnson to just 47 yards rushing on 17 carries.

SCORING SUMMARY

| | | | | | | |
|---------|----|---|---|---|---|----|
| Florida | 14 | 7 | 7 | 0 | = | 28 |
| Auburn | 0 | 3 | 3 | 0 | = | 6 |

UF - Caldwell 10 pass from Grossman (Chandler kick), 13:09 (1st)
 UF - Caldwell 66 pass from Grossman (Chandler kick), 2:42 (1st)
 UF - Gaffney 27 pass from Grossman (Chandler kick), 8:19 (2nd)
 AU - Duval 44 FG, 0:00 (2nd)
 AU - Duval 21 FG, 9:43 (2nd)
 UF - Haugbrook 12 pass from Grossman (Chandler kick), 5:17 (3rd)

INDIVIDUAL LEADERS

Rushing: UF - Graham (19-169); Gillespie (11-45). AU - Evans (8-69); Johnson (17-47).
 Passing: UF - Grossman (17-26-1; 238 yds., 4 TDs); AU - Leard (17-30-1; 158 yds., 0 TD).
 Receiving: UF - Gaffney (5-84-1 TD); Caldwell (3-91-2 TD); AU - Evans (4-45); Diamond (4-42).
 Tackles: UF - Hardmon 6 (6-0); Brown 5 (5-0). AU - Thomas 11 (9-2).

2001 SEC CHAMPIONSHIP GAME LSU 31, TENNESSEE 20



LSU, in its first appearance in the SEC Championship Game, won its first conference title since 1986.

Trailing 17-16 entering the fourth quarter, LSU was directed on two touchdown drives by backup QB Matt Mauck, who entered the game for the injured Rohan Davey in the first half. Mauck scored his second rushing touchdown of the game on the second play of the fourth quarter from 13 yards out, and after a successful two-point conversion, put the Tigers ahead to stay, 24-17.

LSU put the game out of reach late in the fourth quarter on a one-yard TD run by Domanick Davis to make the final margin, 31-20.

Mauck directed the Tigers to the game's first touchdown, capping it with a four-yard TD run to put LSU ahead, 7-0.

Tennessee then scored 17 unanswered points in the second quarter, including two passing TDs from quarterback Casey Clausen. The first was a 31-yard pass to Kelley Washington and second was a three-yard pass to Troy Fleming. LSU's John Corbello broke the Vol scoring string with a 45-yard field goal with just 29 seconds left in the first half.

Corbello added two field goals in the third quarter, which closed the Vol lead to 17-16 by quarter's end.

SCORING SUMMARY

| | | | | | | |
|-----------|---|----|---|----|---|----|
| Tennessee | 0 | 17 | 0 | 3 | = | 20 |
| LSU | 7 | 3 | 6 | 15 | = | 31 |

LSU - Mauck 4 run (Corbello kick), 8:14 (1st)
 UT - Washington 31 pass from Clausen (Walls kick), 9:04 (2nd)
 UT - Fleming 3 pass from Clausen (Walls kick), 6:18 (2nd)
 UT - Walls 51 FG, 3:52 (2nd)
 LSU - Corbello 45 FG, 0:29 (2nd)
 LSU - Corbello 47 FG, 11:51 (3rd)
 LSU - Corbello 45 FG, 2:45 (3rd)
 LSU - Mauck 13 run (Reed from Mauck), 14:20 (4th)
 UT - Walls 21 FG, 9:55 (4th)
 LSU - Davis 1 run (Corbello kick), 2:26 (4th)

INDIVIDUAL LEADERS

Rushing: UT - Stephens (14-37). LSU - Davis (16-78-1 TD); Mauck (12-43-2 TDs).
 Passing: UT - Clausen (27-43-0; 332 yards; 2 TDs); LSU - Davey (9-20-0, 84 yards; 0 TD); Mauck (5-15-0; 67 yards; 0 TD).
 Receiving: UT - Washington (9-140-1 TD); Stallworth (7-96); Witten (3-40); LSU - Reed (4-60); Clayton (4-54).
 Tackles: UT - Moore (7-1=8); Whiteside (5-0=5); Stevenson (4-1=5); Battle (5-0=5); LSU - B. James (9-1=10); Gay (5-1=6); D. James (4-0=4); Faulk (3-1=4).

2002 SEC CHAMPIONSHIP GAME GEORGIA 30, ARKANSAS 3



Georgia won its first Southeastern Conference Championship in 20 years, defeating Arkansas 30-3.

The Bulldogs scored on their first five possessions for a 23-0 halftime lead.

Musa Smith rushed for 106 yards and two touchdowns. David Greene threw for 237 yards. Terrence Edwards had seven catches for 92 yards, becoming the SEC's career leader in receiving yards.

The game belonged to Georgia right from the start. At the end of the game's first offensive drive, Georgia's Decory Bryant blocked Richie Butler's punt. Thomas Davis scooped up the loose ball and ran to the Arkansas 2. After Bryant's play, Smith powered into the end zone standing up to put Georgia ahead 7-0.

On Georgia's second offensive drive, Greene threw an 18-yard pass to Edwards and a 22-yarder to J.T. Wall, then Smith finished off the drive with a 17-yard touchdown run.

Georgia's next three possessions ended with field goals by Billy Bennett, who connected from 29, 42 and 39 yards to provide a comfortable margin at halftime.

SCORING SUMMARY

| | | | | | | |
|----------|----|---|---|---|---|----|
| Arkansas | 0 | 0 | 3 | 0 | = | 3 |
| Georgia | 17 | 6 | 0 | 7 | = | 30 |

UGA - Smith 2 run (Bennett kick), 11:58 (1st)
 UGA - Smith 17 run (Bennett kick), 8:49 (1st)
 UGA - Bennett 29 FG, 3:54 (1st)
 UGA - Bennett 42 FG, 12:10 (2nd)
 UGA - Bennett 39 FG, 6:24 (2nd)
 UA - Carlton 27 FG, 0:52 (3rd)
 UGA - Watson 20 pass from Greene (Bennett kick), 12:08 (4th)

INDIVIDUAL LEADERS

Rushing: UA - Talley (17-51); Howard (3-14); UGA - Smith (19-106-2 TDs); Greene (4-17).
 Passing: UA - Jones (9-17-0, 60 yards, 0 TD); UGA - Greene (17-29-0, 237 yards, 1 TD).
 Receiving: UA - Smith (5-36); Birmingham (2-12); UGA - Edwards (7-92); Gibson (5-93).
 Tackles: UA - Hamlin 7 (7-0); Miller 7 (5-2); Osborne 7 (3-4); UGA - Bailey 6 (3-3); Gilbert 5 (5-0); Clemons 5 (2-3).

2003 SEC CHAMPIONSHIP GAME LSU 34, GEORGIA 13



LSU won the 2003 SEC championship, defeating Georgia, 34-13, in front of 74,913 fans at the Georgia Dome.

The Tigers' Justin Vincent became the first freshman to be named Most Valuable Player in the SEC Championship Game. Vincent rushed for an SEC Championship Game-record 201 yards on 18 carries and two TDs.

LSU got on the scoreboard first on Vincent's 87-yard TD run with 4:49 left in the first quarter. The jaunt was the longest rush in SEC Championship Game history. On the ensuing Georgia drive, the Tigers tackled Bulldog punter Gordon Ely-Kelso in the endzone to add to the LSU advantage, 8-0.

Early in the second quarter, Matt Mauck and Michael Clayton connected on a 43-yard TD pass and on LSU's next drive, Rayn Gaudet added a 35-yard field goal to put the Tigers ahead, 17-0.

Georgia closed the gap to 11 with two field goals by Billy Bennett. In the third quarter, Bennett's 49-yard field goal pulled the Bulldogs within a 17-6 deficit.

On Georgia's next drive, Tiger LB Lionel Turner intercepted a David Greene pass and returned it 18 yards for a TD to give the Tigers a 24-6 lead in the third quarter.

On Georgia's next drive, Greene made amends by hitting TE Ben Watson on an 18-yard TD pass pulling the Bulldogs to within a 24-13 margin.

SCORING SUMMARY

| | | | | | | |
|---------|---|---|----|----|---|----|
| Georgia | 0 | 3 | 10 | 0 | = | 13 |
| LSU | 8 | 9 | 7 | 10 | = | 34 |

LSU - Vincent 87 run (Jackson kick failed), 4:49 (1st)

LSU - Team Safety, 3:11 (1st)

LSU - Clayton 43 pass from Mauck (Jackson kick blocked), 14:51 (2nd)

LSU - Gaudet 35 FG, 9:37 (2nd)

UGA - Bennett 51 FG, 6:38 (2nd)

UGA - Bennett 49 FG, 7:46 (3rd)

LSU - Turner 18 interception return (Gaudet kick), 4:17 (3rd)

UGA - Watson 18 pass from Greene (Bennett kick), 3:40 (3rd)

LSU - Vincent 3 run (Gaudet kick), 14:54 (4th)

LSU - Gaudet 22 FG, 7:12 (4th)

INDIVIDUAL LEADERS

Rushing: UGA - Lumpkin (7-54); Brown (1-35); Cooper (9-14). LSU - Vincent (18-201-2 TD); Addai (8-60); Broussard (11-47).

Passing: UGA - Greene (17-41-3, 199; 1 TD); LSU - Mauck (14-22-1, 151; 1 TD).

Receiving: UGA - Watson (4-86-1 TD); Gibson (3-19). LSU - Clayton (5-81-1 TD); Henderson (4-47); Green (3-11).

Tackles: UGA - Davis (5-6-11); Thurman (4-7-11); Blue (4-5-9); Jones (3-6-9); LSU - Daniels (5-1-6); Alexander (3-3-6); Turner (1-5-6).

2004 SEC CHAMPIONSHIP GAME AUBURN 38, TENNESSEE 28



Auburn continued its perfect season with a 38-28 win over Tennessee in the 2004 SEC Championship Game.

Auburn won its first-ever SEC Football Championship Game in the process.

Auburn's Jason Campbell completed 27-of-35 passes for 374 yards with 3 TDs and an interception. He also had 57 yards rushing on 13 carries.

The Tigers got off to a quick start, converting touchdowns on a fumble recovery by Cole Bennett in the end zone and a Carnell Williams five-yard run in the first quarter to give Auburn a 14-0 lead. The two teams traded touchdowns the remainder of the first half and the Tigers went into the locker room with a 21-7 lead.

Tennessee got back into the game quickly in the second half. Rick Clausen hit Robert Meachem with a 17-yard TD pass and on the Vols' next drive, Gerald Riggs rushed for an 80-yard TD to tie the score at 21-21.

The Tigers scored on their possession with a 53-yard TD pass to Devin Aromashodu on Auburn's next drive to make the score 28-21.

With Auburn leading 31-28 midway through the fourth quarter, Campbell put the game out of reach for the Tigers with a 43-yard TD pass to Ben Obomanu.

SCORING SUMMARY

| | | | | | | |
|-----------|----|---|----|----|---|----|
| Auburn | 14 | 7 | 7 | 10 | = | 38 |
| Tennessee | 7 | 0 | 14 | 7 | = | 28 |

AU - Cole Bennett 0 yard fumble recovery (John Vaughn kick), 1st Q (13:24)

AU - Carnell Williams 5 run (Vaughn kick), 1st Q (8:35)

UT - Cedric Houston 2 run (James Wilhoit kick), 1st Q (0:00)

AU - Courtney Taylor 4 pass from Jason Campbell (Vaughn kick), 2nd Q (9:15)

UT - Robert Meachem 17 pass from Rick Clausen (Wilhoit kick), 3rd Q (9:39)

UT - Gerald Riggs 80 run (Wilhoit kick), 3rd Q (6:05)

AU - Devin Aromashodu 53 pass from Campbell (Vaughn kick), 3rd Q (3:45)

AU - Vaughn 22 FG, 4th (11:46)

UT - Riggs 9 run (Wilhoit kick), 4th (10:07)

AU - Ben Obomanu 43 pass from Campbell (Vaughn kick), 4th (6:56)

INDIVIDUAL LEADERS

Rushing: AU - Williams 19-100-1 TD; Campbell 13-57; Brown 16-50. UT - Riggs 11-182-2 TDs; Houston 11-37-1 TD.

Passing: AU - Campbell 35-27-1, 374 yards; 3 TDs. UT - Clausen 20-8-0, 69 yards; 1 TD.

Receiving: AU - Taylor 6-111-1 TD; Obomanu 6-93-1 TD; R. Brown 6-55. UT - T. Brown 3-28; Anderson 2-11.

Tackles: AU - Williams 7-1-8 TT; Graves 2-3-5 TT; Jackson 1-4-5 TT. UT - Gaither 15-3-18 TT; Burnett 10-3-13 TT.

2005 SEC CHAMPIONSHIP GAME GEORGIA 34, LSU 14



D.J. Shockley threw two touchdown passes to Sean Bailey, and Bryan McClendon set up another score with a blocked punt as Georgia won its second Southeastern Conference championship in four years with a 34-14 victory over LSU.

Georgia took control early, scoring two touchdowns before the game was nine minutes old.

LSU closed the gap to 14-7 early in the second period on JaMarcus Russell's 1-yard dive, but that was the Tigers' last hurrah. McClendon charged through the line to block Chris Jackson's punt, giving Georgia another prime scoring chance at the LSU 15.

On third-and-2, Shockley took off running when the pocket collapsed, breaking an attempted tackle for a 7-yard touchdown.

Shockley rushed for a touchdown and passing for two others.

SCORING SUMMARY

| | | | | | | |
|---------|----|---|---|----|---|----|
| Georgia | 14 | 7 | 3 | 10 | = | 34 |
| LSU | 0 | 7 | 0 | 7 | = | 14 |

UGA - Sean Bailey 45 pass from D.J. Shockley (Brandon Coutu kick), 1st Q (10:19) (1-45-0:08) [UGA 7-0]

UGA - Sean Bailey 29 pass from D.J. Shockley (Brandon Coutu kick), 1st Q (6:12) (6-51-2:34) [UGA 14-0]

LSU - JaMarcus Russell 1 run (Colt David kick), 2nd Q (13:53) (14-80-7:19) [UGA 14-7]

UGA - D.J. Shockley 7 run (Brandon Coutu kick), 2nd Q (8:23) (3-15-1:21) [UGA 21-7]

UGA - Brandon Coutu 22 FG, 3rd Q (9:52) (10-62-3:50) [UGA 24-7]

UGA - Brandon Coutu 51 FG, 4th Q (14:40) (11-40-5:35) [UGA 27-7]

UGA - Tim Jennings 15 interception return (Brandon Coutu kick), 4th Q (14:18) [UGA 34-7]

LSU - Dwayne Bowe 19 pass from Matt Flynn (Colt David kick), 4th Q (5:38) [UGA 34-14]

INDIVIDUAL LEADERS

Rushing: UGA - Thomas Brown 14-62; Kregg Lumpkin 13-38; Danny Ware 8-28; D.J. Shockley 7-10-1 TD. LSU - Shyrone Carey 10-43; Skyler Green 2-26; Justin Vincent 8-15; Joseph Addai 2-7.

Passing: UGA - D.J. Shockley 12-6-0, 112 yards, 2 TDs. LSU - JaMarcus Russell 19-11-1, 120 yards, 0 TDs; Matt Flynn 11-3-1, 36 yards, 1 TD.

Receiving: UGA - Sean Bailey 2-74-2 TDs; Mohamed Massaquoi 2-15. LSU - Dwayne Bowe 5-74-1 TD; David Jones 2-28; Shyrone Carey 2-18.

Tackles: UGA - Jarvis Jackson 6-2=8 (1 TFL -3); Tony Taylor 5-1=6; Tim Jennings 5-1-6 (2 TFL -14, 1 INT, 1 Sack -12); Greg Blue 4-2=6. LSU - Craig Steltz 6-2=8; Melvin Oliver 5-2-7; LaRon Landry 4-2=6 (1 TFL -3).

2006 SEC CHAMPIONSHIP GAME FLORIDA 38, ARKANSAS 28



The fourth-ranked University of Florida got second-half touchdowns on a muffed punt, a 67-yard run and a pass from a wide receiver en route to defeating No. 8 Arkansas, 38-28, to win its seventh SEC title.

With UF trailing 21-17 late in the third quarter, Arkansas sophomore Reggie Fish fumbled a punt inside the Razorbacks' five-yard line, allowing freshman cornerback Wondy Pierre-Louis to pounce on the ball in the endzone for a touchdown that gave Florida a 24-21 lead. After the Gator defense forced an Arkansas punt, freshman wide receiver Percy Harvin took off on a career-long 67-yard touchdown run on Florida's first play of the fourth quarter, widening the lead to 31-21.

SCORING SUMMARY

| | | | | | | |
|----------|---|----|----|----|---|----|
| Arkansas | 0 | 7 | 14 | 7 | = | 28 |
| Florida | 3 | 14 | 7 | 14 | = | 38 |

1st: 06:10 UF - C. Hetland 33 yd field goal; 6 plays, 47 yards, TOP 2:25, AR 0 - UF 3
 2nd: 08:54 UF - C. Leak 9 yd run (C. Hetland kick); 1 play, 9 yards, TOP 0:29, AR 0 - UF 10
 04:02 UF - P. Harvin 37 yd pass from C. Leak (C. Hetland kick); 8 plays, 74 yards, TOP 3:23, AR 0 - UF 17
 01:55 AR - Marcus Monk 48 yd pass from Casey Dick (Jeremy Davis kick); 3 plays, 66 yards, TOP 2:07, AR 7 - UF 17
 3rd: 12:06 AR - Felix Jones 2 yd pass from Darren McFadden (Jeremy Davis kick); 7 plays, 32 yards, TOP 2:18, AR 14 - UF 17
 08:33 AR - A. Robinson 40 yd interception return (Jeremy Davis kick); AR 21 - UF 17
 03:47 UF - W. Pierre-Louis 0 yd fumble recovery (C. Hetland kick); AR 21 - UF 24
 4th: 14:22 UF - P. Harvin 67 yd run (C. Hetland kick); 1 play, 67 yards, TOP 0:30, AR 21 - UF 31
 12:29 AR - Felix Jones 29 yd pass from C. Washington (Jeremy Davis kick); 4 plays, 63 yards, TOP 1:53, AR 28 - UF 31
 09:04 UF - T. Casey 5 yd pass from A. Caldwell (C. Hetland kick); 8 plays, 80 yards, TOP 3:25, AR 28 - UF 38

INDIVIDUAL LEADERS

Rushing: ARK - Darren McFadden 21-73; Felix Jones 13-57; Mitch Mustain 1-2. FLA - Percy Harvin 6-105-1TD; K. Moore 3-32; Tim Tebow 8-32.
 Passing: ARK - Casey Dick 10-22-2, 148 yards, 1 TD; D. McFadden 1-3-0, 2 yards, 1 TD; FLA - Chris Leak 16-30-2, 189 yards, 1 TD; A. Caldwell 1-1-0, 5 yards, 1 TD.
 Receiving: ARK - Marcus Monk 3-69-1 TDs; Felix Jones 2-31; Darren McFadden 2-27. FLA - C. Ingram 6-71; P. Harvin 5-62-1TD; A. Caldwell 3-31.

2007 SEC CHAMPIONSHIP GAME LSU 21, TENNESSEE 14



Ryan Perrilloux and the fifth-ranked Tigers beat No. 14 Tennessee 21-14 - victory and suddenly was playing for the national title.

Jonathan Zenon scored on an 18-yard interception return with 9:54 left to rally LSU (11-2) from a 14-13 deficit, then Darry Beckwith picked off another pass by Erik Ainge deep in Tigers territory to seal it.

The Vols led 7-6 at halftime. The game shaded toward the Tigers' side in the second half, with Perrilloux starring in place of injured Matt Flynn.

For a while, it looked as if Tennessee safety Eric Berry might be the star of the game. He made a pair of plays in the third quarter that helped Tennessee take a 14-13 lead and preserve it. Berry recovered a fumble by NCAA sprint star Trindon Holliday that set up Ainge's 6-yard TD pass to Josh Briscoe for a 14-13 edge and later intercepted Perrilloux's pass.

SCORING SUMMARY

| | | | | | | |
|-----------|---|---|---|---|---|----|
| Tennessee | 7 | 0 | 7 | 0 | = | 14 |
| LSU | 6 | 0 | 7 | 8 | = | 21 |

1st: 12:00 UT - Chris Brown 11 yd pass from Erik Ainge (Daniel Lincoln kick)
 Scoring Drive: 6 plays, 62 yards, TOP 3:00, UT 7 - LS 0
 8:29 LS - Colt David 30 yd field goal
 Scoring Drive: 10 plays, 63 yards, TOP 3:31, UT 7 - LS 3
 3:07 LS - Colt David 30 yd field goal
 Scoring Drive: 9 plays, 58 yards, TOP 3:57, UT 7 - LS 6
 2nd: No Scoring
 3rd: 11:52 LS - Demetrius Byrd 27 yd pass from Ryan Perrilloux (Colt David kick)
 Scoring Drive: 6 plays, 76 yards, TOP 3:08, UT 7 - LS 13
 3:09 UT - Josh Briscoe 6 yd pass from Erik Ainge (Daniel Lincoln kick)
 Scoring Drive: 9 plays, 66 yards, TOP 3:40, UT 14 - LS 13
 4th: 9:54 LS - Jonathan Zenon 18 yd interception return (Ryan Perrilloux rush), UT 14 - LS 21

INDIVIDUAL LEADERS

Rushing: Tennessee: Foster 21-55-0 TD; Jones 2-39-0. LSU: Hester 23-120-0; Holliday 6-58-0; Williams 5-34-0.
 Passing: Tennessee: Ainge 20-40-2, 249, 2 TDs. LSU: Perrilloux 20-30-1, 243, 1 TD.
 Receiving: Tennessee: Briscoe 8-79-1 TD; five with 2 catches each. LSU: Doucet 5-29-0; Byrd 4-72-1 TD; LaFell 3-65-0.
 Tackles: Tennessee: Mayo 8-7=15; Hefney 6-4=10. LSU: Steltz 5-3=8; Highsmith 3-4=7.

2008 SEC CHAMPIONSHIP GAME FLORIDA 31, ALABAMA 20



Eastern Division champion Florida used two fourth quarter touchdowns to erase a 20-17 deficit to defeat Western Division Alabama, 31-20, in the 17th SEC Football Championship Game, held Dec. 6 at the Georgia Dome in Atlanta. It marked the first time in SEC history two teams ranked No. 1 and No. 2 in the polls met head-to-head on the field.

A Georgia Dome record crowd of 75,892 was on hand as the two teams traded leads through the first three quarters.

Florida QB Tim Tebow was voted the game's Most Valuable Player. The Jacksonville, Fla., junior completed 14-of-22 passes for 216 yards and three touchdowns and also led the Gators in rushing with 57 yards on 17 carries. Tebow's five-yard TD pass to Riley Cooper with 2:50 left in the game gave the Gators the security of the win.

Florida came out of the gate first, with Tebow hitting Carl Moore with a three-yard TD pass at the 8:17 mark of the first quarter, giving the Gators a 7-0 lead. Alabama answered with a Glen Coffee 18-yard TD run on the next drive. The Tide followed that up with a Leigh Tiffin 30-yard field goal for a 10-7 end of first quarter lead.

The Gators bounced back. Jonathan Phillips hit a 19-yard field goal to tie the score, 10-10. With 2:59 left in the first half, Tebow found David Nelson for a five-yard TD strike and Florida went into the locker room with a 17-10 lead.

Alabama controlled the ball for much of the third quarter. The Tide engineered a 15-play, 91-yard drive on its opening possession of the half. It was capped by Mark Ingram's 2-yard TD run to tie the score, 17-17. With eight seconds left in the third quarter, Tiffin connected on a 27-yard field goal to give Alabama a 20-17 lead.

Florida took the lead for good with 9:21 left in regulation. Jeff Demps scored from the one-yard line to give the Gators a 24-20 lead. Florida's defense held the Tide on its next drive and Tebow hit Cooper for the final margin, 31-20.

SCORING SUMMARY

| | | | | | | |
|---------|----|----|----|----|---|----|
| Alabama | 10 | 0 | 10 | 0 | = | 20 |
| Florida | 7 | 10 | 0 | 14 | = | 31 |

UF - Carl Moore 3 pass from Tim Tebow (Jonathan Phillips kick) (1st, 8:17)
 UA - Glen Coffee 18 run (Leigh Tiffin kick) (1st, 7:23)
 UA - Tiffin 30 FG (1st, 3:28)
 UF - Phillips 19 FG (2nd, 8:59)
 UF - David Nelson 5 pass from Tebow (Phillips kick) (2nd, 2:59)
 UA - Mark Ingram 2 run (Tiffin kick) (3rd, 6:20)
 UA - Tiffin 27 FG (3rd, 0:08)
 UF - Jeff Demps 1 run (Phillips kick) (4th, 9:21)
 UF - Riley Cooper 5 pass from Tebow (Phillips kick) (4th, 2:50)

INDIVIDUAL LEADERS

Rushing: ALABAMA: Coffee 21-112-1 TD; Ingram 8-21-1. FLORIDA: Tebow 17-57-0; Demps 14-53-1; Moody 4-23-0.
 Passing: ALABAMA: Wilson 12-25-1, 187 yards, 0 TD. FLORIDA: Tebow 14-22-0, 216, 3 TDs.
 Receiving: ALABAMA: Jones 5-124-0 TD, Walker 3-37-0, Hanks 3-19. FLORIDA: Murphy 4-86-0, Hernandez 3-43-0, Nelson 3-27-1 TD; Cooper 2-56-1 TD.
 Tackles: ALABAMA: McClain 7 UT-2 AT=9 TT, R. Johnson 7-2=9, Woodall 6-2=8. FLORIDA: Haden 6-2=8; Spikes 5-2=7; Black 4-3=7.

2009 SEC CHAMPIONSHIP GAME ALABAMA 32, FLORIDA 13



The No. 2 Alabama Crimson Tide won its 22nd Southeastern Conference Championship by beating No. 1 Florida, 32-13 with a balanced attack that gave the Tide its first league title since 1999. Alabama is now 13-0 on the season while the Gators fell to 12-1. It marked the first time in the history of the SEC Championship Game that both teams came in undefeated.

"Our entire team played great. Greg [McElroy] played great. Mark [Ingram] played great. Julio [Jones] played great," Alabama head coach Nick Saban said. "Really, most of the credit goes to our guys up front on the offensive line. This is a great win for our program."

Alabama amassed 490 yards of total offense against a Florida defense that had been limiting its opponents to an average of 230 yards per game this season.

Junior quarterback Greg McElroy, who threw for 239 yards and a touchdown on 12 completions, was named the game's most valuable player.

"It's been such an incredible season," McElroy said. "We started the season here (in the Georgia Dome) with a win and were able to win a championship today. I can't say enough about my offensive line, (and) we have the greatest coaching staff in the country."

Sophomore running back Mark Ingram rushed for 113 yards on 28 carries including three rushing touchdowns. He is now the Tide's all-time single-season rushing leader with 1,542, surpassing Bobby Humphrey's 1986 record of 1,471 and becomes the first Alabama rusher to go over 1,500 yards in a season. His three touchdowns tied an SEC Championship Game record. Ingram also caught two passes for 76 yards.

Sophomore Marquis Maze led the Crimson Tide receivers with five catches for 96 yards.

Sophomore Mark Barron, junior Kareem Jackson and senior Rolando McClain led the Crimson Tide defense with seven, six and five tackles, respectively.

Alabama has now won an SEC title in every decade since winning the league's first title in 1933. The Tide's 22 championships ranks first in SEC history.

SCORING SUMMARY

| | | | | | | |
|---------|---|----|---|---|---|----|
| Florida | 3 | 10 | 0 | 0 | = | 13 |
| Alabama | 9 | 10 | 7 | 6 | = | 32 |

1st: 10:37 UA - Leigh Tiffin 48 yd field goal, 9-47 4:23, UF 0 - UA 3

05:33 UA - Mark Ingram 7 yd run (Leigh Tiffin kick failed), 8-76 3:56, UF 0 - UA 9

00:28 UF - C. Sturgis 48 yd field goal, 12-56 5:05, UF 3 - UA 9

2nd: 06:03 UA - Leigh Tiffin 34 yd field goal, 12-68 5:47, UF 3 - UA 12

04:31 UF - D. Nelson 23 yd pass from T. Tebow (C. Sturgis kick), 4-70 1:32, UF 10 - UA 12

03:32 UA - Mark Ingram 3 yd run (Leigh Tiffin kick), 2-72 0:59, UF 10 - UA 19

01:18 UF - C. Sturgis 32 yd field goal, 5-65 2:14, UF 13 - UA 19

3rd: 09:53 UA - Colin Peek 17 yd pass from Greg McElroy (Leigh Tiffin kick), 5-74 2:48, UF 13 - UA 26

4th: 13:49 UA - Mark Ingram 1 yd run (Greg McElroy pass failed), 17-88 8:47, UF 13 - UA 32

INDIVIDUAL LEADERS

Rushing: Florida-T. Tebow 10-63; B. James 1-9; J. Demps 1-9; C. Rainey 2-7. Alabama-Mark Ingram 28-113; T. Richardson 11-80; Roy Upchurch 7-57; Greg McElroy 4-10; Team 3-minus 9.

Passing: Florida-T. Tebow 20-35-1-247. Alabama-Greg McElroy 12-18-0-239.

Receiving: Florida-A. Hernandez 8-85; D. Nelson 4-53; R. Cooper 3-77; D. Thompson 2-22; B. James 1-9; O. Hines 1-4; E. Moody 1-minus 3. Alabama-Marquis Maze 5-96; Colin Peek 3-39; Mark Ingram 2-76; Julio Jones 2-28.

Interceptions: Florida-None. Alabama-Javier Arenas 1-0.

Fumbles: Florida-None. Alabama-Team 1-0.

2010 SEC CHAMPIONSHIP

2010 SEC CHAMPIONSHIP GAME AUBURN 56, SOUTH CAROLINA 17



Cam Newton left nothing to chance. He ran and passed the Auburn Tigers to a shot at the national championship they were denied six years ago, and he might as well start working on that Heisman pose, too.

Newton passed for a career-high 335 yards and four touchdowns, plus ran for a pair of TDs in an MVP performance that led Auburn to the Southeastern Conference championship with a 56-17 rout of Steve Spurrier and South Carolina on Saturday.

The Tigers, who came into the day sitting atop the Bowl Championship Series standings, must wait 24 hours before getting the official word, but it's nothing more than a formality: They'll be playing Oregon for the national title on Jan. 10 in Glendale, Ariz.

Hard to imagine the Heisman vote even being close after the 6-foot-6, 250-pound junior followed Tim Tebow as only the second player in the history of the top division to run AND pass for 20 touchdowns in a season. He slipped away from defenders with his surprising quickness, buying extra time to throw. He broke tackles with his power, not at all shocking given that he outweighed all three of South Carolina's starting linebackers by at least 25 pounds.

Or he just ran right over 'em. Newton guided the Tigers (13-0) to touchdowns on their first three possessions, though South Carolina (9-4) was in the game as halftime approached. Trailing only 21-14, the Gamecocks simply had to knock down Newton's last-gasp pass on the final play before the break.

They couldn't even do that. Newton heaved one up and DeVonte Holloman, standing in front of Terrell Zachery, leaped to tip it away. But the deflected ball went right to Darvin Adams for an improbable 51-yard touchdown that changed the complexion of the game. After South Carolina missed a field goal on the first possession of the second half, it was all Tigers.

The Tigers set an SEC championship game record for scoring and piled up 589 yards. Newton had a hand in 408 of them, breaking his previous best of 317 yards passing against Chattanooga and leading Auburn in rushing with 14 carries for 73 yards. Despite two big drops, Adams set another SEC championship record with 217 yards on seven receptions.

SCORING SUMMARY

| | | | | | | |
|----------------|----|---|----|----|---|----|
| Auburn | 21 | 7 | 14 | 14 | = | 56 |
| South Carolina | 7 | 7 | 0 | 3 | = | 17 |

1st Quarter

13:20 AU - Onterio McCalebb 12 yd pass from Cam Newton (Wes Byrum kick), AU 7 - SC 0

09:53 SC - Patrick DiMarco 25 yd pass from Stephen Garcia (Spencer Lanning kick), AU 7 - SC 7

05:31 AU - Cam Newton 5 yd run (Wes Byrum kick), AU 14 - SC 7

02:09 AU - Darvin Adams 54 yd pass from Cam Newton (Wes Byrum kick), AU 21 - SC 7

2nd Quarter

00:16 SC - Alshon Jeffery 1 yd pass from Stephen Garcia (Spencer Lanning kick), AU 21 - SC 14

00:00 AU - Darvin Adams 51 yd pass from Cam Newton (Wes Byrum kick), AU 28 - SC 14

3rd Quarter

07:56 AU - Cam Newton 1 yd run (Wes Byrum kick), AU 35 - SC 14

07:23 AU - T'Sharvan Bell 10 yd interception return (Wes Byrum kick), AU 42 - SC 14

4th Quarter

11:14 AU - Emory Blake 7 yd pass from Cam Newton (Wes Byrum kick), AU 49 - SC 14

07:48 SC - Spencer Lanning 33 yd field goal, AU 49 - SC 17

02:22 AU - Mario Fannin 6 yd run (Wes Byrum kick), AU 56 - SC 17

INDIVIDUAL STATISTICAL LEADERS

Rushing: Auburn-Cam Newton 14-73; Michael Dyer 14-64; Barrett Trotter 2-37; Onterio McCalebb 3-30; Mario Fannin 6-28; Terrell Zachery 1-3; Kodi Burns 2-3. South Carolina-M. Lattimore 16-84; Connor Shaw 6-49; Stephen Garcia 7-18; Brian Maddox 1-5.

Passing: Auburn-Cam Newton 17-28-0-335; Barrett Trotter 1-1-0-16. South Carolina-Stephen Garcia 16-28-2-170; Connor Shaw 4-5-0-23.

Receiving: Auburn-Darvin Adams 7-217; Emory Blake 5-63; Eric Smith 2-23; PhillipLutzenkirchen 1-18; Derek Winter 1-16; Onterio McCalebb 1-12; Terrell Zachery 1-2. South Carolina-Alshon Jeffery 4-36; M. Lattimore 3-36; Tori Gurley 3-32; D.L. Moore 3-30; Ace Sanders 3-9; Patrick DiMarco 2-38; Mike Triglia 1-9; Kenny Miles 1-3.

Interceptions: Auburn-T'Sharvan Bell 1-10; Daren Bates 1-0. South Carolina-None.

Fumbles: Auburn-Cam Newton 1-1. South Carolina-None.

2011 SEC CHAMPIONSHIP GAME LSU 42, GEORGIA 10



Tyrann Mathieu turned in an MVP performance when LSU needed him most, running back a punt 62 yards for a touchdown, setting up another score with a fumble recovery and finally finishing off No. 12 Georgia with his best play yet, a whirling dervish of a return that led to the decisive TD of a 42-10 victory in the Southeastern Conference championship game Saturday. LSU (13-0) advanced to a spot in the BCS title game in New Orleans, just 75 miles from its Baton Rouge campus.

The Bulldogs tried to shake things up, racing to a 10-0 lead that could've been even bigger if they hadn't dropped a pair of potential touchdown passes in the first quarter.

But, thanks to Mathieu, the deficit was only 10-7 when the teams went to the locker room. He took a punt at his own 38, found an opening and was gone – all the way to the end zone for his second punt return for a touchdown in as many weeks.

That was long forgotten by the time the fearless sophomore was done.

On Georgia's first possession of the second half, quarterback Aaron Murray tried to scramble for a first down but had the ball knocked loose just before he hit the turf. Who was there to fall on it at the Bulldogs 26? Mathieu with his fifth fumble recovery of the season.

LSU quickly seized its first lead. The Tigers finally picked up a first down, then freshman Kenny Hilliard broke off a 15-yard run for the first of his three touchdowns. Normally, that would've been more than enough to win the game's MVP award. Not even close on this day.

The 5-foot-9, 175-pounder cradled the ball, took off down the center of the field, cut back to his left, stutter-stepped and turned on a burst of speed, basically came to a stop around the Georgia 30, then took off again and was finally dragged down at the 17.

LSU took control with a 21-point third quarter, coming back from a double-digit deficit for the second week in a row and leaving little doubt that it's the best team in country heading into bowl season. The only other unbeaten team, Houston, was blown out in the Conference USA championship game Saturday. All the other top teams have at least one loss.

SCORING SUMMARY

| | | | | | | |
|---------|----|---|----|----|---|----|
| Georgia | 10 | 0 | 0 | 0 | = | 10 |
| LSU | 0 | 7 | 21 | 14 | = | 42 |

UG – Blair Walsh 40 FG (1st, 11:45)

UG – Aron White 12 pass from Aaron Murray (Walsh kick) (1st, 00:42)

2nd Quarter

LS – Tyrann Mathieu 62 punt return (Drew Alleman kick) (2nd, 5:48)

LS – Kenny Hilliard 15 run (Alleman kick) (3rd, 12:51)

3rd Quarter

LS – Hilliard 4 run (Alleman kick) (3rd, 10:37)

LS – Hilliard 8 pass from Jordan Jefferson (Alleman kick) (3rd, 3:45)

4th Quarter

LS – Alfred Blue 48 run (Alleman kick) (4th, 6:17)

LS – Morris Claiborne 45 interception return (4th, 4:21)

INDIVIDUAL STATISTICAL LEADERS

Rushing: UG-Malcome 5-37; Thomas 7-28; Crowell 10-15. LS-Blue 8-94-1 TD; Hilliard 8-72-2 TDs; Ford 6-34; Ware 6-13.

Passing: UG-Murray 16-of-40, 163 yards, 1 TD, 2 INT; Mason 4-of-11, 55 yards; 0 TD, 0 INT. LS-Jefferson 5-of-13, 30 yards, 1 TD, 0 INT.

Receiving: UG-Charles 4-42; Mitchell 4-32; King 3-59; Conley 3-40. LS-Randle 2-15; Ware 1-9; Hilliard 1-8-1 TD.

Defense: UG-Ogletree 6 TT (5-1), 1 Sack; Williams 5 TT (4-1); Rambo 5 TT (4-1). LS-Reid 7 TT (5-2); Brockers 6 TT (6-0), 2 TFL, 1 FF, 1 PBU; Minter 6 TT (4-2), 1 PBU.

2012 SEC CHAMPIONSHIP GAME ALABAMA 32, GEORGIA 28



Amari Cooper's 45-yard touchdown reception with 3:15 remaining Saturday lifted No. 2 Alabama to its 23rd all-time Southeastern Conference Football Championship with a 32-28 victory against No. 3 Georgia at the Georgia Dome in a game that featured more than its fair share of twists and turns. The contest was played in front of 75,624 fans, the fifth-largest crowd in SEC Championship Game history.

Alabama (12-1) trailed 28-25 with 12:54 remaining in the game following a 10-yard rushing touchdown by Georgia's Todd Gurley. After several unsuccessful drives by both teams, the Crimson Tide received the ball back with 5:24 left.

That's when Alabama developed a penchant for passing in a game that had been dominated by solid ground games from both teams. Crimson Tide quarterback AJ McCarron found Cooper streaking down the left sideline for what would be the game-winning touchdown pass. Cooper had seven catches for 127 yards in the game (18.1 avg).

McCarron finished the game 13-of-21 passing with one critical scoring strike. SEC Championship Game Most Valuable Player Eddie Lacy rushed 20 times for a game-high 181 yards with two touchdowns, while T.J. Yeldon had 25 attempts for 153 yards, marking the first time in SEC Championship Game history that two players on the same team rushed for better than 100 yards.

Georgia (11-2) marched down the field on its final drive of the game with one last opportunity to reclaim the advantage in a contest that featured six lead changes. With 15 seconds remaining and the Bulldogs on the Alabama eight-yard line, quarterback Aaron Murray tossed a pass that was tipped and fallen on by Chris Conley at the five-yard line, but the clock expired to end the game.

Murray finished 18-of-33 from scrimmage for 265 yards passing with a touchdown. Gurley led Georgia's ground game with 23 carries for 122 yards with a pair of scores.

SCORING SUMMARY

| | | | | | | |
|---------|---|----|----|----|---|----|
| Alabama | 0 | 10 | 8 | 14 | = | 32 |
| Georgia | 0 | 7 | 14 | 7 | = | 28 |

2nd: 5:59 UG – Jay Rome 19 yd pass from Aaron Murray (Marshall Morgan kick), 13-87
4:48, UA 0 – UG 7

01:59 UA – Eddie Lacy 41 yd run (Jeremy Shelley kick), 6-70 3:05, UA 7 – UG 7

00:00 UA – Jeremy Shelley 22 yd field goal, 6-42 1:15, UA 10 – UG 7

3rd: 12:09 UG – Todd Gurley 3 yd run (Marshall Morgan kick), 9-75 2:51, UA 10 – UG 14

06:31 UG – Alec Ogletree 55 yd blocked FG return (Marshall Morgan kick), UA 10 – UG 21

04:19 UA – T.J. Yeldon 10 yd run (T.J. Yeldon rush), 4-77 2:12, UA 18 – UG 21

4th: 14:57 UA – Eddie Lacy 1 yd run (Jeremy Shelley kick), 7-74 3:07, UA 25 – UG 21

12:54 UG – Todd Gurley 10 yd run (Marshall Morgan kick), 5-75 2:03, UA 25 – UG 28

03:15 UA – Amari Cooper 45 yd pass from AJ McCarron (Jeremy Shelley kick), 4-55 2:09,
UA 32 – UG 28

INDIVIDUAL STATISTICAL LEADERS

Rushing: UA - Eddie Lacy 20-181; T.J. Yeldon 25-153; AJ McCarron 6-16. UG - Todd Gurley 23-122; Keith Marshall 2-3; Aaron Murray 4-minus 12.

Passing: UA - AJ McCarron 13-21-1-162. UG - Aaron Murray 18-33-1-265; Arthur Lynch 1-1-0-16.

Receiving: UA - Amari Cooper 8-128; Eddie Lacy 2-7; M. Williams 2-5; Christion Jones 1-22. UG - Tavarres King 5-142; Malcolm Mitchell 4-40; Arthur Lynch 3-50; Todd Gurley 3-3; Chris Conley 2-11; Jay Rome 1-19; Sanders Commings 1-16.

Interceptions: UA - H. Clinton-Dix 1-35. UG - Sanders Commings 1-0.

Fumbles: UA - AJ McCarron 1-1; Cyrus Jones 1-0; Eddie Lacy 1-0. UG - None.

2013 SEC CHAMPIONSHIP GAME AUBURN 59, MISSOURI 42



Tre Mason rushed for 304 yards at the Georgia Dome to lead No. 3 Auburn to a 59-42 win against No. 5 Missouri in the highest-scoring SEC Championship Game in the event's 52-year history. It marked the eighth all-time SEC Championship for Auburn (12-1), which also won the SEC Championship Game in 2004 and 2010.

Mason, the 2013 SEC Championship Game Most Valuable Player, rushed 46 times for 304 yards with four touchdowns. The previous SEC Championship game rushing record was 201 yards by LSU's Justin Vincent in 2003.

The 101 combined points scored between the teams shattered the previous record of 75 combined points scored between Florida and Alabama in 1996.

Auburn racked up 677 yards of total offense, including 545 on the ground. Quarterback Nick Marshall, who went 9-of-11 through the air for 132 yards and one touchdown, rushed for 115 yards with a score. Marshall and Mason combined for 421 of their team's 545 rushing yards. Auburn wide receiver Sammie Coates caught six passes for 94 yards with his team's first touchdown.

Missouri (11-2) quarterback James Franklin went 21-of-37 for 303 yards with three scoring strikes. Tailback Henry Josey rushed nine times for 123 yards, while Franklin himself accumulated 62 yards on the ground. Wide receiver Dorial Green-Beckham finished with six catches for 144 yards.

Auburn set championship game team records for rushing first downs, rushing attempts, rushing yards and rushing touchdowns with 26, 74, 545 and seven, respectively. It broke Alabama records of 53 attempts in 2009, 18 rushing first downs and 350 rushing yards in 2012. There were three rushing TDs accomplished multiple times.

SCORING SUMMARY

| | | | | | | |
|----------|----|----|----|----|---|----|
| Missouri | 10 | 17 | 15 | 0 | = | 42 |
| Auburn | 14 | 14 | 17 | 14 | = | 59 |

1st: 10:50 MU – Andrew Baggett 42 FG, MU 3, AU 0

8:22 AU – Sammie Coates 38 pass from Nick Marshall (Cody Parkey kick), AU 7, MU 3

5:40 MU – Dorial Green-Beckham 28 pass from James Franklin (Andrew Baggett kick), MU 10, AU 7

4:09 AU – Nick Marshall 9 run (Cody Parkey kick), AU 14, MU 10

2nd: 13:11 MU – E.J. Gaines 11 fumble recovery (Andrew Baggett kick), MU 17, AU 14

10:25 AU – Tre Mason 7 run (Cody Parkey kick), AU 21, MU 17

7:19 MU – Andrew Baggett 36 FG, AU 21, MU 20

6:26 AU – Tre Mason 3 run (Cody Parkey kick), AU 28, MU 20

0:18 MU – Dorial Green-Beckham 55 pass from James Franklin (Andrew Baggett kick), AU 28, MU 27

3rd: 8:17 AU – Cody Parkey 52 FG, AU 31, MU 27

5:35 MU – Marcus Murphy 10 pass from James Franklin (Andrew Baggett kick), MU 34, AU 31

3:21 AU – Corey Grant 2 run (Cody Parkey kick), AU 38, MU 34

0:31 AU – Cameron Artis-Payne 15 run (Cody Parkey kick), AU 45, MU 34

0:09 MU – James Franklin 5 run (James Franklin rush), AU 45, MU 42

4th: 11:09 AU – Tre Mason 1 run (Cody Parkey kick), AU 52, MU 42

4:22 AU – Tre Mason 13 run (Cody Parkey kick), AU 59, MU 42

INDIVIDUAL STATISTICAL LEADERS

Rushing: MU - Henry Josey 9-123, James Franklin 15-62-1, Rus Hansbrough 6-36, Marcus Murphy 4-10. AU - Tre Mason 46-304-4, Nick Marshall 16-101-1, Corey Grant 5-65-1, Ricardo Louis 3-43, Cameron Artis-Payne 2-36-1.

Passing: MU - James Franklin 21-37-1-303-3. AU - Nick Marshall 9-11-0-132-1.

Receiving: MU - Dorial Green-Beckham 6-144-2, Marcus Lucas 5-50, Marcus Murphy 3-40-1, Bud Sasser 3-34, L'Damian Washington 3-29, Jimmie Hunt 1-6. AU - Sammie Coates 6-94-1, Trovon Reed 1-23, Tre Mason 1-8, Ricardo Louis 1-7.

Interceptions: MU - None. AU - Jermaine Whitehead 1-0.

Fumbles: MU - Marcus Lucas 1-0. AU - Nick Marshall 3-2.

2014 SEC CHAMPIONSHIP GAME ALABAMA 42, MISSOURI 13



Blake Sims threw a pair of touchdown passes in an MVP performance that carried top-ranked Alabama to a 42-13 win over No. 14 Missouri to win the SEC Championship.

Sims completed 23 of 27 passes for 262 yards as Alabama pulled away with a 21-point fourth quarter. T.J. Yeldon and Derrick Henry each had a couple of touchdown runs.

It was also a big night for Alabama wide receiver Amari Cooper, who had 12 catches for 83 yards. With 115 catches on the year he broke the SEC record of 113 set by Vanderbilt's Jordan Matthews in 2013. His 83 yards gives him 1,656 on the season, just 83 yards shy of the season record set by LSU's Josh Reed in 2001. Cooper's 12 catches broke the SEC Championship game record of 11 set by Florida's Reidel Anthony in 1995.

Missouri (10-3), which won the SEC East, fell behind 21-3 at halftime but then scored 10 unanswered points to come within eight, 21-13, on an Andrew Baggett field goal with 4:37 left in the third quarter.

The Tide went 68 yards in 10 plays — never even going to third down — to seize a 7-0 lead less than 4 minutes into the game.

Missouri, which reached the title game for the second year in a row, managed to stay in this one much of the way thanks to Maty Mauk's deep passing. He completed throws of 63, 47, 32 and 26 yards.

After a series of short throws, Sims suddenly went deep on a 58-yard touchdown pass to DeAndrew White that made it 14-0 early in the second quarter. On the first snap of the fourth quarter, Sims, the fifth-year senior hooked up with Christian Jones on a 6-yard TD toss that stretched the lead to 28-13. Henry tacked on a couple of touchdown runs to make it a blowout. He finished with 141 yards on 20 carries.

Missouri struggled to run against the Tide defense, limited to 41 yards on 23 carries. Mauk was 16 of 34 for 272 yards.

SCORING SUMMARY

| | | | | | | |
|----------|---|----|----|----|---|----|
| Alabama | 7 | 14 | 0 | 21 | = | 42 |
| Missouri | 0 | 3 | 10 | 0 | = | 13 |

1st: 11:24 UA - T.J. Yeldon 1 run (Adam Griffith kick), 10-68, 3:36, UA 7, MU 0

2nd: 11:48 UA - DeAndrew White 58 pass from Blake Sims (Adam Griffith kick), 1-58, 0:10, UA 14, MU 0

8:30 MU - Andrew Baggett 33 FG, 9-58, 3:12, UA 14, MU 3

2:47 UA - T.J. Yeldon 2 run (Adam Griffith kick), 14-75, 5:43, UA 21, MU 3

3rd: 11:00 MU - Bud Sasser 1 pass from Maty Mauk (Andrew Baggett kick), 10-75, 4:00, UA 21, MU 10

4:37 MU - Andrew Baggett 33 FG, 9-65, 3:25, UA 21, MU 13

4th: 14:55 UA - Christian Jones 6 pass from Blake Sims (Adam Griffith kick), 10-64, 4:34, UA 28, MU 13

7:38 UA - Derrick Henry 26 run (Adam Griffith kick), 8-90, 4:37, UA 35, MU 13

3:38 UA - Derrick Henry 1 run (Adam Griffith kick), 5-62, 2:46, UA 42, MU 13

INDIVIDUAL STATISTICAL LEADERS

Rushing: UA - Derrick Henry 20-141-2, T.J. Yeldon 14-47-2, Tyren Jones 3-26, Blake Sims 9-19, Amari Cooper 1-9, Jalston Fowler 1-2. MU - Rus Hansbrough 13-21, Marcus Murphy 7-20, Ish Witter 1-1, Maty Mauk 2-(-1).

Passing: UA - Blake Sims 23-27-0-262-2. MU - Maty Mauk 16-34-0-272-1.

Receiving: UA - Amari Cooper 12-83, DeAndrew White 4-101-1, Christian Jones 3-40-1, O.J.

Howard 2-20, Jalston Fowler 1-13, Brian Fogler 1-5. MU - Jimmie Hunt 6-169, Bud Sasser 5-31-1, Darius White 3-56, Marcus Murphy 1-11, Sean Culkin 1-5.

Interceptions: UA - None. MU - None.

Fumbles: UA - Blake Sims 2-0; Team 1-0. MU - Darius White 1-1; Team 1-0.

2015 SEC CHAMPIONSHIP GAME ALABAMA 29, FLORIDA 15



Derrick Henry rushed for 189 bruising yards and second-ranked Alabama defeated No. 18 Florida 29-15 in the 2015 SEC Championship Game.

The Crimson Tide held the Gators to just three yards of offense in the second and third quarters.

Florida briefly grabbed a 7-2 lead on Antonio Callaway's 85-yard punt return for a touchdown early in the second quarter, but Alabama took control from there.

Henry came into the game as a Heisman favorite and finished with a staggering 44 carries against one of the nation's top defenses to earn MVP honors. He put Alabama ahead to stay on a 2-yard run late in the first half, and looked as fresh at the end of the game as he did at the beginning, carrying the ball right to the final seconds.

Henry tied the SEC record for touchdowns in a season (23) and eclipsed Herschel Walker's 34-year-old conference mark for rushing yards in a year with 1,986.

The expected defensive slugfest — both teams were among the nation's leaders in numerous categories -- played out in the first half, though Alabama clearly had the superior team. The Tide led just 12-7 at the break, scoring a safety off a blocked punt, settling for a field goal after a long drive, and turning it over deep in Florida territory.

The Tide complemented its pound-and-ground offense with a couple of huge passing plays. Calvin Ridley leaped between two Florida defenders to pull down a 55-yard pass at the Florida 2, setting up Henry's touchdown. ArDarius Stewart made an even more spectacular grab in the third quarter, going up in traffic to snare a 32-yard scoring pass before flipping to the turf on his head.

SCORING SUMMARY

| | | | | | | |
|---------|---|----|----|---|---|----|
| Florida | 0 | 7 | 0 | 8 | = | 15 |
| Alabama | 2 | 10 | 10 | 7 | = | 29 |

1st 9:05 UA - Team Safety, UA 2, UF 0

2nd 11:53 UF - Antonio Callaway 85 Yd Punt Return (Neil MacInnes kick), 3-2, 1:17, UF 7, UA 2

5:45 UA - Adam Griffith 28 FG, 14-64, 6:08, UF 7, UA 5

2:26 UA - Derrick Henry 2 run, 3-58, 1:02 (Adam Griffith kick), UA 12, UF 7

3rd 8:04 UA - Adam Griffith 30 FG, 12-65, 6:56, UA 15, UF 7

2:49 UA - ArDarius Stewart 32 pass from Jake Coker (Adam Griffith kick), 10-81, 4:47, UA 22, UF 7

4th 8:50 UA - Richard Mullaney 9 pass from Jake Coker (Adam Griffith kick), 9-58, 4:26, UA 29, UF 7

5:02 UF - C.J. Worton 46 pass from Treon Harris (Harris run for 2-pt conv.), 3-81, 0:59, UA 29, UF 15

INDIVIDUAL STATISTICAL LEADERS

RUSHING: UF - Kelvin Taylor 7-8, Jordan Cronkrite 2-8, Jordan Scarlett 1-3, Treon Harris 11-(-4). UA - Derrick Henry 44-189-1, Jake Coker 8-23, Kenyan Drake 4-14, ArDarius Stewart 1-5, Calvin Ridley 1-2.

PASSING: UF - Treon Harris 9-24-0-165-1. UA - Jake Coker 18-26-0-204-2.

RECEIVING: UF - Jake McGee 3-43, Valdez Showers 2-22, Antonio Callaway 1-46, C.J. Worton 1-46-1, DeAndre Goolsby 1-15, Treon Harris 1-(-7). UA - Calvin Ridley 8-102, ArDarius Stewart 4-64-1, Richard Mullaney 3-22-1, Kenyan Drake 3-16.

INTERCEPTIONS: UF - None. UA - Marlon Humphrey 1-(-1)

FUMBLES: UF - Antoino Callaway 1-0; UA - Jake Coker 1-0, Derrick Henry 1-1.

2016 SEC CHAMPIONSHIP GAME ALABAMA 54, FLORIDA 16



Alabama unleashed all its weapons against the Florida Gators, scoring off an interception and a blocked punt in the first half, snuffing out their last gasp with a goal-line stand, and wearing down Florida at the end with a dominant running game in a 54-16 victory at the Georgia Dome.

The Crimson Tide bolted to a 16-9 lead in the first quarter, despite being held to minus-7 yards and no first downs. Minkah Fitzpatrick returned an interception 44 yards for a touchdown, and Josh Jacobs went 27 yards for a score with a blocked punt. A field goal was set up by another pick — one of three thrown by Florida quarterback Austin Appleby in the first half. The Tide led 33-16 at halftime and iced the victory with scoring drives of 98 and 91 yards, sparked by a goal-line stand that finished off the last gasp by the Gators (8-4, No. 15 CFP).

The Gators marched the length of the field on their opening possession, the first touchdown given up by the Tide in more than 17 quarters. They had another long TD drive near the end of the first half to give themselves a glimmer of hope.

The last of those hard times came when Florida drove to the Crimson Tide 1 in the third quarter. Jordan Scarlett attempted to leap over the line on third-and-goal, but he never got off the ground. Appleby then threw incomplete in the back of the end zone on fourth down, giving the Tide all the momentum.

Alabama finished with 174 yards rushing in the second half. The bulk of the carries went to bruising sophomore Bo Scarbrough, who had two short touchdown runs and finished with 91 yards on 11 carries.

SCORING SUMMARY

| | | | | | | |
|---------|----|----|---|----|---|----|
| Alabama | 16 | 17 | 7 | 14 | = | 54 |
| Florida | 9 | 7 | 0 | 0 | = | 16 |

1st: 9:51 UF - Antonio Callaway 5 yd pass from Austin Appleby (Eddy Pineiro kick), UF 7, UA 0

6:58 UA - Adam Griffith 31 yd field goal, UF 7, UA 3

5:06 UA - Minkah Fitzpatrick 44 yd interception return (Adam Griffith kick), UA 10, UF 7

1:42 UA - Josh Jacobs 27 yd blocked punt return (Adam Griffith kick blocked), UA 16, UF 7

1:42 UF - David Reese PAT return, UA 16, UF 9

2nd 11:55 UA - Gehrig Dieter 6 yd pass from Jalen Hurts (Adam Griffith kick), UA 23, UF 9

6:27 UA - Adam Griffith 25 yd field goal, UA 26, UF 9

3:47 UA - Josh Jacobs 6 yd run (Adam Griffith kick), UA 33, UF 9

00:19 UF - DeAndre Goolsby 25 yd pass from Austin Appleby (Eddy Pineiro kick), UA 33, UF 16

3rd 3:32 UA - Bo Scarbrough 2 yd run (Adam Griffith kick), UA 40, UF 16

4th 9:15 UA - Bo Scarbrough 1 yd run (Adam Griffith kick), UA 47, UF 16

3:48 UA - Derrick Gore 10 yd run (Andy Papanastatos kick), UA 54, UF 16

INDIVIDUAL STATISTICAL LEADERS

RUSHING: UA - Bo Scarbrough 11-91, Damien Harris 8-86, Josh Jacobs 6-35, Derrick Gore 4-21. UF - Jordan Scarlett 11-17, Mark Thompson 5-16, Lamical Perine 3-8, Jordan Cronkrite 1-2.

PASSING: UA - Jalen Hurts 11-20-1-138-0. UF - Austin Appleby 26-39-2-261-3.

RECEIVING: UA - Calvin Ridley 4-43, ArDarius Stewart 3-42, O.J. Howard 2-41, Josh Jacobs 1-6. UF Brandon Powell 9-59, DeAndre Goolsby 7-91, Antonio Callaway 6-63, C'Yontai Lewis 2-10.

INTERCEPTIONS: UA - Minkah Fitzpatrick 1-44, Tony Brown 1-0, Raekwon Davis 1-40. UF - none.

FUMBLES: UA - Jalen Hurts 1-0. UF - Chris Thompson 1-0.

2017 SEC CHAMPIONSHIP GAME GEORGIA 28, AUBURN 7



Roquan Smith came up with two crucial turnovers, freshman Jake Fromm threw a pair of touchdown passes and Georgia claimed a 28-7 victory over Auburn in the 2017 Southeastern Conference Championship Game - the first held at the new Mercedes-Benz Stadium.

The game was largely a defensive struggle, but Fromm was efficient in completing 16 of 22 attempts for 183 yards and two touchdowns. The Bulldogs also rushed for 238 yards.

Auburn junior running back Kerryon Johnson played even though he suffered a shoulder injury in the Iron Bowl; however, he wasn't the same, as he finished with 44 rushing yards on 13 carries. Georgia's victory gave the Bulldogs their first SEC championship since 2005.

Although Georgia outplayed Auburn for much of the game, the Bulldogs were penalized seven times for 91 yards, which helped keep things close. Ultimately, Georgia outgained Auburn 421-259 and won the turnover battle 2-0.

The turning point of the night occurred early in the second quarter when Auburn was in the Georgia red zone and driving to take a two-score lead. Georgia linebacker Davin Bellamy strip-sacked Auburn's Jarrett Stidham from behind before linebacker Smith recovered the fumble to kill the drive.

The Bulldogs capitalized on that change of momentum by going 83 yards on the ensuing drive and finishing with a two-yard touchdown from Fromm to Isaac Nauta to help tie the game at 7-7. Georgia converted a short field goal on its next possession and entered the locker room with a 10-7 advantage.

The Bulldogs extended the lead to 13-7 in the third quarter and began to impose their will on the Tigers.

Fromm threw a 17-yard touchdown to Terry Godwin and then connected with Godwin on a two-point attempt to increase the lead to 21-7. Georgia's D'Andre Swift later broke off a 64-yard touchdown run.

SCORING SUMMARY

| | | | | | | |
|---------|---|----|---|----|---|----|
| Georgia | 0 | 10 | 3 | 15 | = | 28 |
| Auburn | 7 | 0 | 0 | 0 | = | 7 |

1st: 9:54 AU - Nate Craig-Myers 6 Yd pass from Jarrett Stidham (Daniel Carlson Kick), AU 7, UG 0

2nd: 10:14 UG - Isaac Nauta 2 Yd pass from Jake Fromm (Rodrigo Blankenship Kick), AU 7, UG 7

4:59 UG - Rodrigo Blankenship 27 Yd Field Goal, UG 10, AU 7

3rd: 1:26 UG - Rodrigo Blankenship 35 Yd Field Goal, UG 13, AU 7

4th: 13:06 UG - Terry Godwin 7 Yd pass from Jake Fromm (Jake Fromm Pass to Terry Godwin for Two-Point Conversion), UG 21, AU 7

10:34 UG - D'Andre Swift 64 Yd Run (Rodrigo Blankenship Kick), UG 28, AU 7

INDIVIDUAL STATISTICAL LEADERS

Rushing: UG - D'Andre Swift 7-88, Nick Chubb 13-77, Sony Michel 7-45, Brian Herren 2-16, E. Holyfield 5-9, Mecole Hardman 1-4, Jake Fromm 3-4, Team 3-(-5). AU - Kerryon Johnson 13-44, Jarrett Stidham 9-25, Kam Martin 4-20, Eli Stove 3-19, Malik Miller 2-6.

Passing: UG - Jake Fromm 16-for-22, 183 yds, 2 TD, 0 INT. AU - Jarrett Stidham 16-for-32, 145 yds, 1 TD, 0 INT.

Receiving: UG - Terry Godwin 5-48, Mecole Hardman 4-67, D'Andre Swift 3-17, Sony Michel 2-38, Nick Chubb 1-11, Isaac Nauta 1-2. AU - Ryan Davis 7-65, Darius Slayton 2-14, Kerryon Johnson 2-1, Eli Stove 1-26, Chandler Cox 1-21, Malik Miller 1-11, Nate Craig-Myers 1-6, Devan Barrett 1-1.

Interceptions: None.

Fumbles: UG - Sony Michel 1-0. AU - Jarrett Stidham 1-1, Kerryon Johnson 1-1.

2018 SEC CHAMPIONSHIP GAME ALABAMA 35, GEORGIA 28



Jalen Hurts came off the bench to pass for one touchdown and run for another in the fourth quarter, rallying No. 1 Alabama to a 35-28 win over No. 4 Georgia for the Southeastern Conference title.

It was a stunning twist on the scenario that played out less than 11 months earlier on the very same field when Tua Tagovailoa replaced Hurts at the start of the second half with Alabama trailing Georgia in the CFP title game.

This time, Tagovailoa had to be helped off the field with just over 11 minutes remaining after one of his own linemen stepped on the quarterback's right ankle as he attempted to throw. Hurts calmly guided the Crimson Tide to the game-tying touchdown with a 10-yard pass to Jerry Jeudy.

After Georgia was stuffed on a fake punt near midfield, Hurts took matters into his own hands for the winning score. Spotting an opening up the middle, he took off on a 15-yard TD run with 1:04 remaining. Georgia picked off Tagovailoa twice, and the Alabama quarterback spent much of his spare time in the medical tent and was largely ineffective as the Bulldogs built a pair of two-touchdown leads. Hurts completed 7 of 9 passes for 82 yards, to go along with five carries for 28 yards in less than a quarter of action.

Georgia sophomore Jake Fromm threw for 301 yards and three touchdowns, while Tagovailoa was only 10 of 25 for 164 yards.

The Alabama QB did spark the comeback with a short pass to Jaylen Waddle that resulted in a 51-yard touchdown late in the third quarter, cutting Georgia's lead to 28-21.

Alabama's Josh Jacobs rushed for 83 yards and a pair of scores to earn MVP honors.

SCORING SUMMARY

| | | | | | | |
|---------|---|----|---|----|---|----|
| Alabama | 0 | 14 | 7 | 14 | = | 35 |
| Georgia | 7 | 14 | 7 | 0 | = | 28 |

- 1st 3:08 UG - Isaac Nauta 20 Yd pass from Jake Fromm (Rodrigo Blankenship Kick), UG 7, UA 0
 2nd 14:56 UA - Josh Jacobs 1 Yd Run (Joseph Bulovas Kick), UG 7, UA 7
 7:31 UG - D'Andre Swift 9 Yd Run (Rodrigo Blankenship Kick), UG 14, UA 7
 4:05 UG - D'Andre Swift 11 Yd pass from Jake Fromm (Rodrigo Blankenship Kick), UG 21, UA 7
 2:18 UA - Josh Jacobs Recovered Fumble In End Zone (Joseph Bulovas Kick), UG 21, UA 14
 3rd 12:39 UG - Riley Ridley 23 Yd pass from Jake Fromm (Rodrigo Blankenship Kick), UG 28, UA 14
 3:02 UA - Jaylen Waddle 51 Yd pass from Tua Tagovailoa (Joseph Bulovas Kick), UG 28, UA 21
 4th 5:19 UA - Jerry Jeudy 10 Yd pass from Jalen Hurts (Joseph Bulovas Kick), UG 28, UA 28
 1:04 UA - Jalen Hurts 15 Yd Run (Joseph Bulovas Kick), UA 35, UG 28

INDIVIDUAL STATISTICAL LEADERS

RUSHING: UA - Josh Jacobs 8-83, Damien Harris 9-52, Jalen Hurts 5-28, Najee Harris 4-15, Tua Tagovailoa 3(-21). UG - D'Andre Swift 16-75, E. Holyfield 14-60, Jayson Stanley 1-12, Justin Fields 3-6, Tyler Simmons 1-2, Jake Fromm 4(-2).

PASSING: UA - Tua Tagovailoa 10-for-25, 164 yards, 1 TD, 2 INT; Jalen Hurts 7-for-9, 82 yards, 1 TD, 0 INT. UG - Jake Fromm 25-for-39, 301 yards, 3 TD, 0 INT; Justin Fields 0-for-1.

RECEIVING: UA - Jaylen Waddle 4-113, Henry Ruggs III 3-49, Irv Smith Jr. 3-35, DeVonta Smith 3-26, Jerry Jeudy 3-24, Damien Harris 1(-1). UG - D'Andre Swift 6-63, Riley Ridley 5-59, Isaac Nauta 4-81, Terry Godwin 3-24, J. Holloman 2-37, Charlie Woerner 2-12, Mecole Hardman 1-10, Tyler Simmons 1-8, James Cook 1-7.

INTERCEPTIONS: UG - J.R. Reed 1-0, R. LeCounte 1-29.

FUMBLES: UA - Josh Jacobs 1-0, Jerry Jeudy 1-0. UG - Mecole Hardman 1-0.

2019 SEC CHAMPIONSHIP GAME LSU 37, GEORGIA 10



No. 1 LSU locked up a spot in the College Football Playoff for the first time, beating No. 4 Georgia 37-10 in the Southeastern Conference Championship Game.

Joe Burrow threw for 349 yards and four touchdowns for the Tigers.

He was the Tigers' second-leading rusher with 41 yards on 11 carries, often leaving the Bulldogs grasping at air as he twirled this way and that. He even caught a pass on a ball that was batted down at the line and wound up his arms, taking off for a 16-yard gain.

The Heisman-worthy moment came late in the third quarter. With Georgia bringing the heat, Burrow spun to his left to get away from lineman Travon Walker, whirled back to his right to send Walker sprawling to the turf, then delivered a pass on the run while sprinting toward the LSU sideline with another defender in hot pursuit.

Justin Jefferson hauled in the throw just beyond midfield and took off down to the Bulldogs 9 for a 71-yard play. Three plays later, Burrow delivered his third TD pass of the game, hooking up with Terrace Marshall Jr., on a 4-yard touchdown pass that essentially finished off the Bulldogs.

Georgia quarterback Jake Fromm was 20-for-42 with 225 yards with a touchdown and two interceptions.

SCORING SUMMARY

| | | | | | | |
|---------|----|---|----|---|---|----|
| Georgia | 0 | 3 | 0 | 7 | = | 10 |
| LSU | 14 | 3 | 17 | 3 | = | 37 |

- 1st 9:09 LS - Ja'Marr Chase 23 yd pass from Joe Burrow (Cade York kick), LS 7, UG 0
 0:12 LS - Terrace Marshall 7 yd pass from Joe Burrow (Cade York kick), LS 14, UG 0
 2nd 11:28 UG - Rodrigo Blankenship 39 yd field goal, LS 14, UG 3
 2:22 LS - Cade York 41 yd field goal, LS 17, UG 3
 3rd 8:20 LS - Cade York 28 yd field goal, LS 20, UG 3
 2:18 LS - Terrace Marshall 4 yd pass from Joe Burrow (Cade York kick), LS 27, UG 3
 0:45 LS - Justin Jefferson 8 yd pass from Joe Burrow (Cade York kick), LS 34, UG 3
 4th 11:41 UG - George Pickens 2 yd pass from Jake Fromm (Rodrigo Blankenship kick), LS 34, UG 10
 7:41 LS - Cade York 50 yd field goal, LS 37, UG 10

INDIVIDUAL STATISTICAL LEADERS

Rushing: UG - Brian Herrien 8-24, James Cook 5-23, D'Andre Swift 2-13, Zamir White 5-5, Jake Fromm 5(-4). LS - Clyde Edwards-Helaire 15-57, Joe Burrow 11-41, Chris Curry 5-26, Ty Davis-Price 4-10, Team 1(-2).

Passing: UG - Jake Fromm 20-for-42, 225 yards, 1 TD, 2 INT; Stetson Bennett 0-1, 0 yards, 0 TD, 0 INT. LS - Joe Burrow 28-for-38, 349 yards, 4 TD, 0 INT

Receiving: UG - George Pickens 4-54, Demetrius Robinson 4-52, Tyler Simmons 3-40, Brian Herrien 3-23, D'Andre Swift 3-18, Charlie Woerner 1-16, James Cook 1-11, Dominick Blaylock 1-11. LS - Justin Jefferson 7-115, Clyde Edwards-Helaire 7-61, Terrace Marshall 5-89, Ja'Marr Chase 3-41, Thaddeus Moss 2-12, Derrick Dillon 2-11, Joe Burrow 1-16, Racey McMath 1-4.

Interceptions: LS - Derek Stingley 2-17.

2020 SEC CHAMPIONSHIP GAME ALABAMA 52, FLORIDA 46



Najee Harris rushed for 178 yards and scored five touchdowns, Mac Jones threw for 418 yards and five TDs, DeVonta Smith hauled in 15 receptions for 184 yards and two scores, and it was just enough to send No. 1 Alabama to the College Football Playoff with a perfect record, holding off No. 11 Florida in a 52-46 shootout for the Southeastern Conference championship.

After trailing 35-17 at halftime, Florida made a game of it with a pair of third-quarter scores. And the Gators fought to the bitter end, adding two more TDs in the fourth period before the clock hit zero.

Harris, the game's MVP, essentially established residency in the Mercedes-Benz Stadium end zones. The senior running back had 31 bruising carries, scoring on plays of 8 and 1 yards and leaping like a hurdler over a defender who tried to go low on a 19-yard run.

SCORING SUMMARY

| | | | | | | |
|---------|----|----|----|----|---|----|
| Alabama | 14 | 21 | 0 | 17 | = | 52 |
| Florida | 10 | 7 | 14 | 15 | = | 46 |

- 1st 12:20 UA - Najee Harris 8 yd run (Will Reichard kick) UA 7, UF 0
 10:05 UF - K. Toney 51 yd pass from K. Trask (E. McPherson kick), UA 7, UF 7
 6:07 UA - DeVonta Smith 31 yd pass from Mac Jones (Will Reichard kick), UA 14, UF 7
 1:57 UF - E. McPherson 40 yd field goal, UA 14, UF 10
 2nd 11:27 UA - Najee Harris 7 yd pass from Mac Jones (Will Reichard kick), UA 21, UF 10
 2:28 UA - Najee Harris 23 yd pass from Mac Jones (Will Reichard kick), UA 28, UF 10
 1:09 UF - K. Trask 1 yd run (E. McPherson kick), UA 28, UF 17
 0:06 UA - Najee Harris 17 yd pass from Mac Jones (Will Reichard kick), UA 35, UF 17
 3rd 13:25 UF - T. Grimes 50 yd pass from K. Trask (E. McPherson kick), UA 35, UF 24
 0:18 UF - N. Wright 3 yd run (E. McPherson kick), UA 35, UF 31
 4th 11:29 UA - Najee Harris 1 yd run (Will Reichard kick), UA 42, UF 31
 9:53 UA - Will Reichard 20 yd field goal, UA 45, UF 31
 6:33 UF - D. Pierce 1 yd run (E. McPherson kick), UA 45, UF 38
 4:59 UA - DeVonta Smith 15 yd pass from Mac Jones (Will Reichard kick), UA 52, UF 38
 2:07 UF - K. Pitts 22 yd pass from K. Trask (K. Trask rush), UA 52, UF 46

INDIVIDUAL STATISTICAL LEADERS

RUSHING: Alabama-Najee Harris 31-178; B. Robinson Jr. 4-19; M. Forristall 1-1; J. Billingsley 1-minus 3; Mac Jones 3-minus 8. Florida-E. Jones 2-24; K. Toney 2-15; N. Wright 4-11; M. Davis 1-2; D. Pierce 2-2; K. Trask 15-0.

PASSING: Alabama-Mac Jones 33-43-1-418. Florida-K. Trask 26-40-0-408.

RECEIVING: Alabama-DeVonta Smith 15-184; Najee Harris 5-67; John Metchie 4-62; M. Forristall 3-20; Slade Bolden 2-40; J. Billingsley 2-29; Xavier Williams 1-12; Major Tennessee 1-4. Florida-K. Toney 8-153; K. Pitts 7-129; T. Grimes 4-78; N. Wright 3-27; M. Davis 2-15; J. Copeland 2-6.

INTERCEPTIONS: Alabama-None. Florida-T. Dean 1-19.

FUMBLES: Alabama-None. Florida-K. Trask 2-1; M. Davis 1-0; J. Copeland 1-0; T. Dean 1-1.

2021 SEC CHAMPIONSHIP GAME ALABAMA 41, GEORGIA 24



Bryce Young threw for three touchdowns and ran for another as fourth-ranked Alabama (12-1) defeated No. 1 Georgia 41-24 in the Southeastern Conference Championship Game. Young set an SEC championship records with 421 yards passing and 461 yards of total offense.

Georgia had (12-1) cruised through the regular season, barely challenged and a unanimous choice as the nation's No. 1 team for the past two months. The Bulldogs boasted a defensive unit that had allowed only 6.9 points a game. Young earned game MVP honors, bolstering his Heisman Trophy resume.

Alabama (12-1) had six offensive scoring drives — five covering at least 75 yards, the other 62 — and finished with a staggering 536 yards against a team that was giving up just under 231 per game.

The Tide's defense wasn't too shabby, either, essentially sealing the victory with Jordan Battle's 42-yard interception return to the end zone with about 12 minutes remaining.

Georgia's Stetson Bennett threw for 340 yards and three touchdowns, but he also had two crucial picks. Freshman Brock Bowers made 10 catches for 139 yards.

SCORING SUMMARY

| | | | | | | |
|---------|---|----|---|----|---|----|
| Georgia | 3 | 14 | 0 | 7 | = | 24 |
| Alabama | 0 | 24 | 7 | 10 | = | 41 |

1st 6:01 UG - J.Podlesny 38 yd FG, UG 3, UA 0
 2nd 14:56 UG - D.Washington 5 yd pass from S.Bennett (J.Podlesny kick), UG 10, UA 0
 2nd 14:12 UA - J.Williams 67 yd pass from B.Young (W.Reichard kick), UG 10, UA 7
 2nd 9:46 UA - J.Metchie 13 yd pass from B.Young (W.Reichard kick), UA 14, UG 10
 2nd 3:28 UA - W.Reichard 33 yd FG, UA 17, UG 10
 2nd 2:06 UG - L. McConkey 32 yd pass from S.Bennett (J.Podlesny kick), UA 17, UG 17
 2nd 00:26 UA - B.Young 11 yd rush (W.Reichard kick), UA 24, UG 17
 3rd 13:10 UA - J.Williams 55 yd pass from B.Young (W.Reichard kick), UA 31, UG 17
 4th 11:59 UA - J.Battle 42 yd interception return (W.Reichard kick), UA 38, UG 17
 4th 9:42 UG - B.Bowers 18 yd pass from S.Bennett (J.Podlesny kick), UA 38, UG 24
 4th 1:59 UA - W.Reichard 41 yd FG, UA 41, UG 24

INDIVIDUAL STATISTICAL LEADERS

Rushing: Georgia - James Cook 11-38; Kenny McIntosh 4-32; Zamir White 7-27; Stetson Bennett 7-11; Brock Bowers 1-1. Alabama - Brian Robinson Jr. 16-55; Bryce Young 3-40, TD; Trey Sanders 6-21; TEAM 1-(-1).

Passing: Georgia - Stetson Bennett 29-for-48, 3 TD, 2 INT, 340 yards; Alabama - Bryce Young 26-for-44, 3 TD, 0 INT, 421 yards.

Receiving: Georgia - Brock Bowers 10-139, TD; James Cook 4-28; Jermaine Burton 3-36; George Pickens 2-41; Ladd McConley 2-35, TD; Zamir White 2-17; Kenny McIntosh 2-5; John Fitzpatrick 1-22; Adonai Mitchell 1-8; Darnell Washington 1-5; Kearis Jackson 1-4. Alabama - Jameson Williams 7-184, 2 TD; John Metchie 6-97, TD; Slade Bolden 5-54; Jahleel Billingsley 2-27; Traeshon Holden 2-21; Brian Robinson Jr. 2-16; Cameron Latu 1-13; Ja'Corey Brooks 1-9.

Interceptions: Georgia - None. Alabama - DeMarcco Hellams 1-3; Jordan Battle 1-42.

2022 SEC CHAMPIONSHIP GAME ALABAMA 41, GEORGIA 24



Georgia headed to the College Football Playoff as the clear No. 1, defeating No. 11 LSU 50-30 in the 2023 SEC Championship Game.

Stetson Bennett threw a season-high four touchdown passes in another stellar postseason performance, while Christopher Smith's heads-up play gave the Bulldogs an early spark. Georgia (13-0, No. 1 CFP) also caught a big break when Smith deflected a pass that bounced off an LSU receiver's helmet and wound up being picked off by the Bulldogs, setting up a score that contributed to a 35-10 lead by halftime.

LSU quarterback Jayden Daniels re-injured a sore right ankle late in the second quarter, giving way to Garrett Nussmeier in the second half. The backup guiding the Tigers (9-4, No. 14 CFP) to three touchdowns, but it wasn't nearly enough.

When Nazir Stackhouse burst through the middle of the line to block LSU's 32-yard field goal attempt late in the first quarter, Smith knew what to do. LSU quickly tied it up on Daniels' 53-yard touchdown pass to Kayshon Boutte, only to have Bennett take control from there.

The sixth-year senior, a former walk-on who was offensive MVP of both Georgia playoff wins a year ago, struck for four TD passes in a less than 15-minute span: 3 yards to Brock Bowers, 22 yards to Ladd McConkey, 14 yards to Darnell Washington and 3 yards to Dillon Bell. Just like that, Georgia led 35-7.

SCORING SUMMARY

| | | | | | | |
|---------|----|----|----|---|---|----|
| LSU | 7 | 3 | 13 | 7 | = | 30 |
| Georgia | 14 | 21 | 7 | 8 | = | 50 |

1st 03:33 UG - C.Smith 96 yd TD BLKF (PAT J.Podlesny), UG 7, LS 0
 1st 02:21 LS - K.Boutte 53 yd TD PASS from J.Daniels (PAT D.Ramos), UG 7, LS 7
 1st 00:03 UG - B.Bowers 3 yd TD PASS from S.Bennett (PAT J.Podlesny), UG 14, LS 7
 2nd 14:43 UG - L.McConkey 22 yd TD PASS from S.Bennett (PAT J.Podlesny), UG 21, LS 7
 2nd 02:48 UG - D.Washington 14 yd TD PASS from S.Bennett (PAT J.Podlesny), UG 28, LS 7
 2nd 00:32 UG - D.Bell 3 yd TD PASS from S.Bennett (PAT J.Podlesny), UG 35, LS 7
 2nd 00:00 LS - D.Ramos 42 yd FG, UG 35, LS 10
 3rd 10:33 LS - M.Nabers 34 yd TD PASS from G.Nussmeier (PAT D.Ramos), UG 35, LS 17
 3rd 03:32 UG - K.McIntosh 2 yd TD RUSH (PAT J.Podlesny), UG 42, LS 17
 3rd 01:46 LS - N.Cain 1 yd TD RUSH (PAT PASS FAILED), UG 42, LS 23
 4th 13:13 UG - K.McIntosh 8 yd TD RUSH (PAT PASS by D.Washington), UG 50, LS 23
 4th 07:12 LS - J.Jenkins 33 yd TD PASS from G.Nussmeier (PAT D.Ramos), UG 50, LS 30

INDIVIDUAL STATISTICAL LEADERS

Rushing: LSU - J. Williams 6-55; N. Cain 3-7, TD; J. Emery Jr. 4-4; J. Daniels 6-(-6); G. Nussmeier 1-(-13). UGA - K. Milton 8-113; D. Edwards 12-77; K. McIntosh 14-55, 2 TD; B. Robinson 5-20; Team 3-(-4); S. Bennett 2-(-6).

Passing: LSU - Team 0-1-0; J. Daniels 16-24-1, 208, TD; G. Nussmeier 15-27-1, 294, 2 TD. UGA - S. Bennett 23-29-0, 274, 4 TD.

Receiving: LSU - M.Taylor 6-63; M.Nabers 5-128 TD; J.Jenkins 3-72, TD; K.Lacy 3-43; J.Williams 3-19; J.Bech 2-43; B.Thomas Jr. 2-24; J.Emery Jr. 1-3. UGA - B.Bowers 6-81, TD; L.McConkey 5-69, TD; M.Rosemy-Jacksaint 3-47; D.Blalock 2-23; K.McIntosh 2-12; K.Jackson 1-19; D.Washington 1-14, TD; A.Smith 1-7; D.Bell 1-3, TD; K.Milton 1-(-1)

Interceptions: LSU - None. Georgia S. Mondon Jr. 1-3; C. Smith 1-0

SEC FOOTBALL CHAMPIONSHIP GAME

INDIVIDUAL SUPERLATIVES

TOTAL OFFENSE

PLAYS

| | |
|---|------|
| 55–Kyle Trask, Florida (40 pass, 15 rush)..... | 2020 |
| 55–Stetson Bennett (48 pass, 7 rush)..... | 2021 |
| 54–Shane Matthews, Florida (49 pass, 5 rush)..... | 1992 |
| 53–Freddie Kitchens, Alabama (45 pass, 8 rush)..... | 1996 |
| 50–Joe Burrow, LSU (38 pass, 11 rush, 1 rec.)..... | 2019 |
| 49–Danny Wuerffel, Florida (35 pass, 14 rush)..... | 1996 |

YARDS GAINED

| | |
|---|------|
| 461–Bryce Young, Alabama (421 pass, 40 rush) .. | 2021 |
| 431–Jason Campbell, Auburn (374 pass, 57 rush) 2004 | |
| 410–Mac Jones, Alabama (418 pass, -8 rush)..... | 2020 |
| 408–Cam Newton, Auburn (335 pass, 73 rush)..... | 2010 |
| 408–Kyle Trask, Florida (408 pass, 0 rush)..... | 2020 |
| 406–Joe Burrow, LSU (349 pass, 41 rush, 16 rec.) | 2019 |

YARDS PER PLAY (Min. 25 plays)

| | |
|---|------|
| 10.70–Bryce Young, Alabama (44 for 421)..... | 2021 |
| 9.70–Cam Newton, Auburn (42 for 408)..... | 2010 |
| 8.98–Jason Campbell, Auburn (48 for 431)..... | 2004 |
| 8.91–Mac Jones, Alabama (46 for 410)..... | 2020 |
| 8.65–Stetson Bennett, Georgia (31 for 268)..... | 2022 |
| 8.12–Joe Burrow, LSU (50 for 406)..... | 2019 |

TOUCHDOWN RESPONSIBILITY

| | |
|--|------|
| 6–Danny Wuerffel, Florida (all passing)..... | 1996 |
| 6–Cam Newton, Auburn (4 pass, 2 rush)..... | 2010 |
| 5–Najee Harris, Alabama (2 rush, 3 rec.)..... | 2020 |
| 5–Mac Jones, Alabama (all passing)..... | 2020 |
| 4–Peyton Manning, Tennessee (all passing)..... | 1997 |
| 4–Rex Grossman, Florida (all passing)..... | 2000 |
| 4–Tre Mason, Auburn (all rushing)..... | 2013 |
| 4–James Franklin, Missouri (3 pass, 1 rush)..... | 2013 |
| 4–Joe Burrow, LSU (all passing)..... | 2019 |
| 4–Kyle Trask, Florida (3 pass, 1 rush)..... | 2020 |
| 4–Bryce Young, Alabama (3 pass, 1 rush)..... | 2021 |
| 4–Stetson Bennett, Georgia (4 passing)..... | 2022 |

RUSHING

MOST RUSHES

| | |
|---|------|
| 46–Tre Mason, Auburn (304 yards)..... | 2013 |
| 44–Derrick Henry, Alabama (189 yards)..... | 2015 |
| 31–Jamal Lewis, Tennessee (127 yards)..... | 1997 |
| 31–Najee Harris, Alabama (178 yards)..... | 2020 |
| 30–Shaun Alexander, Alabama (97 yards)..... | 1999 |

YARDS GAINED

| | |
|--|------|
| 304–Tre Mason, Auburn (46 rushes)..... | 2013 |
| 201–Justin Vincent, LSU (18 rushes)..... | 2003 |
| 189–Derrick Henry, Alabama (44 rushes)..... | 2015 |
| 182–Gerald Riggs, Tennessee (11 rushes)..... | 2004 |
| 181–Eddie Lacy, Alabama (20 rushes)..... | 2012 |

YARDS PER RUSH (Min. 10 rushes)

| | |
|---|------|
| 16.54–Gerald Riggs, Tennessee (11 for 182)..... | 2004 |
| 11.17–Justin Vincent, LSU (18 for 201)..... | 2003 |
| 9.1–Eddie Lacy, Alabama (20 for 181)..... | 2012 |

LONGEST RUSH

| | |
|---------------------------------|------|
| 87–Justin Vincent, LSU..... | 2003 |
| 80–Gerald Riggs, Tennessee..... | 2004 |
| 77–Freddie Milons, Alabama..... | 1999 |

ALL-PURPOSE YARDS

| | |
|---|------|
| 312–Tre Mason, Auburn (304 rush, 8 rec.)..... | 2013 |
| 245–Najee Harris, Alabama (178 rush, 67 rec)..... | 2020 |
| 227–Darvin Adams, Auburn (217 rec, 10 PR)..... | 2010 |
| 222–Kevin Prentiss, Miss. St. (27 rec, 152 PR, 54 KOR)..... | 1998 |
| 211–Kadarius Toney, Florida (15 rush, 153 rec, 41 KOR)..... | 2020 |

PASSING

ATTEMPTS

| | |
|--|------|
| 49–Shane Matthews, Florida (30 comp., 287 yards)..... | 1992 |
| 48–Stetson Bennett, Georgia (29 comp., 340 yards)..... | 2021 |

| | |
|---|------|
| 45–Freddie Kitchens, Alabama (19 comp., 264 yards)..... | 1996 |
| 44–Bryce Young, Alabama (26 comp., 421 yards)..... | 2021 |
| 43–Peyton Manning, Tennessee (25 comp., 373 yards)..... | 1997 |
| 43–Casey Clausen, Tennessee (27 comp., 332 yards)..... | 2001 |
| 43–Mac Jones, Alabama (33 comp., 418 yards)..... | 2020 |

COMPLETIONS

| | |
|--|------|
| 33–Mac Jones, Alabama (43 atts., 418 yards)..... | 2020 |
| 30–Shane Matthews, Florida (49 atts., 287 yards)..... | 1992 |
| 29–Stetson Bennett, Georgia (48 atts., 340 yards)..... | 2021 |
| 28–Joe Burrow, LSU (38 atts., 349 yards)..... | 2019 |
| 27–Casey Clausen, Tennessee (43 atts., 332 yards)..... | 2001 |
| 27–Jason Campbell, Auburn (35 atts., 374 yards)..... | 2004 |

CONSECUTIVE COMPLETIONS

| | |
|--|------|
| 10–Blake Simms, Alabama (1st-2nd quarters)..... | 2014 |
| 9–Bryce Young, Alabama (2nd quarter)..... | 2021 |
| 9–Stetson Bennett, Georgia (1st-2nd quarters)..... | 2021 |
| 9–Jake Fromm, Georgia (1st-2nd quarters)..... | 2018 |
| 9–Jake Fromm, Georgia (1st-2nd quarters)..... | 2017 |
| 9–Shane Matthews, Florida (1st quarter)..... | 1992 |
| 9–Danny Wuerffel, Florida (1st quarter)..... | 1995 |

COMPLETION PERCENTAGE (Min. 10 comp.)

| | |
|---|------|
| 79.3–Stetson Bennett, Georgia (23 of 29)..... | 2022 |
| 77.1–Jason Campbell, Auburn (27 of 35)..... | 2004 |
| 73.7–Joe Burrow, LSU (28 of 37)..... | 2019 |
| 72.7–Jake Fromm, Georgia (16 of 22)..... | 2017 |
| 72.4–Carson Beck, Georgia (21 of 29)..... | 2023 |
| 71.4–Danny Wuerffel, Florida (20 of 28)..... | 1995 |
| 69.2–Jake Coker, Florida (18 of 26)..... | 2015 |

YARDS GAINED

| | |
|---|------|
| 421–Bryce Young, Alabama (26 of 44)..... | 2021 |
| 418–Mac Jones, Alabama (33 of 43)..... | 2020 |
| 408–Kyle Trask, Florida (26 of 40)..... | 2020 |
| 401–Danny Wuerffel, Florida (20 of 35)..... | 1996 |
| 374–Jason Campbell, Auburn (27 of 35)..... | 2004 |
| 373–Peyton Manning, Tennessee (25 of 43)..... | 1997 |

TOUCHDOWN PASSES

| | |
|----------------------------------|------|
| 6–Danny Wuerffel, Florida..... | 1996 |
| 5–Mac Jones, Alabama..... | 2020 |
| 4–Peyton Manning, Tennessee..... | 1997 |
| 4–Rex Grossman, Florida..... | 2000 |
| 4–Cam Newton, Auburn..... | 2010 |
| 4–Joe Burrow, LSU..... | 2019 |
| 4–Stetson Bennett, Georgia..... | 2022 |

INTERCEPTIONS

| | |
|--|------|
| 3–Jesse Palmer, Florida..... | 1999 |
| 3–David Greene, Georgia..... | 2003 |
| 3–Austin Appleby, Florida..... | 2016 |
| 2–16 times, most recently Stetson Bennett (UG) in 2021 | |

LONGEST PASS FROM SCRIMMAGE

| | |
|---|------|
| 94–Freddie Kitchens to Michael Vaughn, Alabama..... | 1996 |
| 85–Danny Wuerffel to Jacquez Green, Florida..... | 1996 |
| 73–Peyton Manning to Marcus Nash, Tennessee..... | 1997 |

RECEIVING

CATCHES

| | |
|---|------|
| 15–DeVonta Smith, Alabama (184 yards)..... | 2020 |
| 12–Amari Cooper, Alabama (83 yards)..... | 2014 |
| 11–Reidel Anthony, Florida (171 yards)..... | 1996 |
| 10–Errict Rhett, Florida (82 yards)..... | 1992 |
| 10–Brock Bowers, Georgia (139 yards)..... | 2021 |
| 9–Kelley Washington, Tennessee (140 yards)..... | 2001 |
| 9–Marcus Nash, Tennessee (126 yards)..... | 1997 |
| 9–Willie Jackson, Florida (114 yards)..... | 1993 |
| 9–Jack Jackson, Florida (100 yards)..... | 1992 |
| 9–Brandon Powell, Florida (59 yards)..... | 2016 |

YARDS GAINED

| | |
|--|------|
| 217–Darvin Adams, Auburn (7 catches)..... | 2010 |
| 184–DeVonta Smith, Alabama (15 catches)..... | 2020 |
| 184–Jameson Williams, Alabama (7 catches)..... | 2021 |
| 171–Reidel Anthony, Florida (11 catches)..... | 1996 |
| 169–Jimmie Hunt, Missouri (6 catches)..... | 2014 |
| 161–Peerless Price, Tennessee (8 catches)..... | 1997 |

YARDS PER CATCH (Min. 3)

| | |
|---|------|
| 39.7–Curtis Brown, Alabama (3 catches, 119 yards)..... | 1994 |
| 35.3–Jacquez Green, Florida (3 catches, 106 yards)..... | 1996 |
| 32.6–Hicks Poor, Auburn (3 catches, 98 yards)..... | 1997 |

TOUCHDOWN CATCHES

| | |
|---|------|
| 3–Najee Harris, Alabama..... | 2020 |
| 3–Reidel Anthony, Florida..... | 1996 |
| 2–by 10 individuals 10 times (Latest: 2021) | |

SCORING

MOST POINTS

| | |
|---|------|
| 30–Najee Harris, Alabama (5 TDs)..... | 2020 |
| 24–Tre Mason, Auburn (4 TDs)..... | 2013 |
| 18–Reidel Anthony, Florida (3 TDs)..... | 1996 |
| 18–Mark Ingram, Alabama (3 TDs)..... | 2009 |
| 18–Kenny Hilliard, LSU (3 TDs)..... | 2011 |
| 12–by 21 individuals 21 times (2 TDs) | |

MOST TOUCHDOWNS

| | |
|--------------------------------|------|
| 5–Najee Harris, Alabama..... | 2020 |
| 4–Tre Mason, Auburn..... | 2013 |
| 3–Reidel Anthony, Florida..... | 1996 |
| 3–Mark Ingram, Alabama..... | 2009 |
| 3–Kenny Hilliard, LSU..... | 2011 |
| 2–by 21 individuals 21 times | |

FIELD GOAL ATTEMPTS

| | |
|--|------|
| 5–Ryan Pflugner, Alabama (3 made)..... | 1999 |
| 4–John Corbello, LSU (3 made)..... | 2001 |
| 3–3 by five individuals eight times (Latest: Adam Griffith, Alabama vs. Florida, 2016) | |

FIELD GOALS MADE

| | |
|---|------|
| 3–Ryan Pflugner, Alabama (5 atts.)..... | 1999 |
| 3–Michael Proctor, Alabama (3 atts.)..... | 1994 |
| 3–John Corbello, LSU (4 atts.)..... | 2001 |
| 3–Billy Bennett, Georgia (3 atts.)..... | 2002 |
| 3–Cade York, LSU (4 atts.)..... | 2019 |

LONG FIELD GOALS

| | |
|--------------------------------|------|
| 52–Cody Parkey, Auburn..... | 2013 |
| 51–Alex Walls, Tennessee..... | 2001 |
| 51–Billy Bennett, Georgia..... | 2003 |
| 51–Brandou Coutu, Georgia..... | 2005 |

PAT KICKS ATTEMPTED

| | |
|---|------|
| 8–Cody Parkey, Auburn (8 made)..... | 2013 |
| 8–Wes Byrum, Auburn (8 made)..... | 2010 |
| 6–Jack Podlesny, Georgia (6 made)..... | 2022 |
| 5–Collins Cooper, Florida (4 made)..... | 1996 |
| 5–John Vaughn, Auburn (5 made)..... | 2004 |
| 5–C. Hetland, Florida (5 made)..... | 2006 |
| 5–W. Reichard, Alabama (5 made)..... | 2021 |

PAT KICKS MADE

| | |
|--|------|
| 8–Cody Parkey, Auburn (8 attempts)..... | 2013 |
| 8–Wes Byrum, Auburn (8 attempts)..... | 2010 |
| 7–Will Reichard, Alabama (7 attempts)..... | 2020 |
| 6–Drew Alleman, LSU (6 attempts)..... | 2011 |
| 6–Adam Griffith, Alabama (6 attempts)..... | 2014 |
| 6–Jack Podlesny, Georgia (6 attempts)..... | 2022 |

TOTAL POINTS SCORED BY KICKING

| | |
|--|------|
| 13–Cade York, LSU (3 FGs, 4 PATs)..... | 2019 |
| 12–Billy Bennett, Georgia (3 FGs, 3 PATs)..... | 2002 |
| 11–Michael Proctor, Alabama (3 FGs, 2 PATs)..... | 1994 |
| 11–John Corbello, LSU (3 FGs, 2 PATs)..... | 2001 |
| 11–Cody Parkey, Auburn (1 FG, 8 PATs)..... | 2013 |
| 11–Adam Griffith, Alabama (2 FGs, 5 PATs)..... | 2016 |
| 11–Will Reichard, Alabama (2 FGs, 5 PATs)..... | 2021 |

PUNTING

MOST PUNTS

| | |
|---|------|
| 10–Jaret Holmes, Auburn (438 yards)..... | 1997 |
| 10–Bryne Diehl, Alabama (326 yards)..... | 1992 |
| 9–David Leaverton, Tennessee (323 yards)..... | 1998 |

YARDS PUNTED

| | |
|--|------|
| 438–Jaret Holmes, Auburn (10 punts)..... | 1997 |
|--|------|

| | |
|---|------|
| 414-Johnny Townsend, Florida (8 punts)..... | 2015 |
| 413-Drew Butler, Georgia (8 punts)..... | 2011 |
| 403-Brad Wing, LSU (8 punts)..... | 2011 |

PUNTING AVERAGE (Min. 3 punts)

| | |
|---|------|
| 54.5-Johnny Townsend, Florida (4 punts, 218 yards)..... | 2016 |
| 52.5-Jake Camarda, Georgia (4 punts, 210 yards)..... | 2021 |
| 51.8-Johnny Townsend, Florida (8 punts, 414 yards)..... | 2015 |
| 51.8-Brett Thorson, Georgia (4 punts, 207 yards)..... | 2022 |
| 51.6-Drew Butler, Georgia (8 punts, 413 yards)..... | 2011 |
| 51.2-JK Scott, Alabama (6 punts, 307 yards)..... | 2015 |
| 50.4-Brad Wing, LSU (8 punts, 403 yards)..... | 2011 |
| 50.2-Brett Thorson, Georgia (4 punts, 201 yards)..... | 2023 |
| 50.0-Spencer Lanning, South Carolina (3 punts)..... | 2010 |

LONGEST PUNT

| | |
|----------------------------------|------|
| 68-Jake Camarda, Georgia..... | 2021 |
| 67-Brad Wing, LSU..... | 2011 |
| 66-Jake Camarda, Georgia..... | 2019 |
| 65-Alan Rhine, Florida..... | 2000 |
| 62-Drew Butler, Georgia..... | 2011 |
| 62-Johnny Townsend, Florida..... | 2016 |

PUNT RETURNS

MOST RETURNS

| | |
|--|------|
| 7-Terry Fair, Tennessee (157 yards)..... | 1997 |
| 7-Cyrus Jones, Alabama (32 yards)..... | 2015 |
| 6-Kevin Prentiss, Mississippi State (152 yards)..... | 1998 |
| 5-Sarola Palmer, Florida (95 yards)..... | 1993 |
| 5-Damien Gary, Georgia (19 yards)..... | 2002 |

YARDS RETURNED

| | |
|--|------|
| 157-Terry Fair, Tennessee (7 returns)..... | 1997 |
| 152-Kevin Prentiss, Mississippi State (6 returns)..... | 1998 |
| 119-Tyrann Mathieu, LSU (4 returns)..... | 2011 |

GAIN PER RETURN

| | |
|---|------|
| 30.0-Trevon Diggs, Alabama (3 ret., 90 yards)..... | 2016 |
| 29.8-Tyrann Mathieu, LSU (4 ret., 119 yards)..... | 2011 |
| 25.3-Kevin Prentiss, Miss. St. (6 ret., 152 yards)..... | 1998 |
| 22.4-Terry Fair, Tennessee (7 ret., 157 yards)..... | 1997 |

LONG PUNT RETURNS

| | |
|---|------|
| 83-Kevin Prentiss, Mississippi State..... | 1998 |
| 62-Tyrann Mathieu, LSU..... | 2011 |
| 47-Trevon Diggs, Alabama..... | 2016 |
| 45-Terry Fair, Tennessee..... | 1997 |
| 44-Terry Fair, Tennessee..... | 1997 |

KICKOFF RETURNS

MOST RETURNS

| | |
|---|------|
| 5-Bryce Sherman, South Carolina (95 yards)..... | 2010 |
| 5-Brandon James, Florida (121 yards)..... | 2008 |
| 5-Bo Carroll, Florida (108 yards)..... | 1999 |
| 5-Harrison Houston, Florida (71 yards)..... | 1992 |
| 5-Chris Thompson, Florida (124 yards)..... | 2016 |
| 4-6 times: Latest (Cyrus Jones, Alabama, 89 yards)..... | 2012 |

YARDS RETURNED

| | |
|---|------|
| 124-Chris Thompson, Florida (5 returns)..... | 2016 |
| 121-Brandon James, Florida (5 returns)..... | 2008 |
| 108-Bo Carroll, Florida (5 returns)..... | 1999 |
| 99-Lennon Creer, Tennessee (4 returns)..... | 2007 |
| 95-Bryce Sherman, South Carolina (5 returns)..... | 2010 |
| 89-Cyrus Jones, Alabama (4 returns)..... | 2012 |
| 89-Markeith Cooper, Auburn (4 returns)..... | 1997 |

GAIN PER RETURN (Min. 2)

| | |
|--|------|
| 27.5-Peerless Price, Tennessee (2 ret., 55 yards)..... | 1998 |
| 27.0-Kevin Prentiss, Mississippi State (2 ret., 54 yards)..... | 1998 |
| 26.3-Javier Arenas, Alabama (3 ret., 79 yards)..... | 2009 |
| 26.0-Brandon James, Florida (3 ret., 78 yards)..... | 2009 |
| 25.0-David Palmer, Alabama (2 ret., 50 yards)..... | 1993 |

LONG KICKOFF RETURNS

| | |
|---------------------------------|------|
| 50-Lennon Creer, Tennessee..... | 2007 |
| 46-Markeith Cooper, Auburn..... | 1997 |
| 41-Javier Arenas, Alabama..... | 2008 |
| 38-Brandon James, Florida..... | 2008 |
| 37-Bo Carroll, Florida..... | 1999 |

INTERCEPTIONS/FUMBLE RETURNS

MOST INTERCEPTIONS

| | |
|---|------|
| 2-Marcus Spencer, Alabama (53 yards)..... | 1999 |
|---|------|

| | |
|---|------|
| 2-Tommy Johnson, Alabama (18 yards)..... | 1993 |
| 2-Michael Gilmore, Florida (0 yards)..... | 1993 |
| 2-Lito Sheppard, Florida (31 yards)..... | 2000 |
| 2-Derek Stingley, LSU (17 yards)..... | 2019 |

YARDS RETURNED

| | |
|---|------|
| 77-Jayson Bray, Auburn (1 ret.)..... | 1997 |
| 70-Robert Bean, Mississippi State (1 ret.)..... | 1998 |
| 53-Marcus Spencer, Alabama (2 ret.)..... | 1999 |

INTERCEPTION TOUCHDOWNS

| | |
|--|------|
| 1-Jordan Battle, Alabama (42 yards)..... | 2021 |
| 1-Minkah Fitzpatrick, Alabama (44 yards)..... | 2016 |
| 1-T'Sharvan Bell, Auburn (10 yards)..... | 2010 |
| 1-Jonathan Zenon, LSU (18 yards)..... | 2007 |
| 1-A. Robinson, Arkansas (40 yards)..... | 2006 |
| 1-Robert Bean, Mississippi State (70 yards)..... | 1998 |
| 1-Reggie Grimes, Alabama (38 yards)..... | 1999 |
| 1-Antonio Langham, Alabama (27 yards)..... | 1992 |
| 1-Dwayne Rudd, Alabama (23 yards)..... | 1994 |

LONGEST INTERCEPTION RETURNS

| | |
|---|------|
| 77-Jayson Bray, Auburn..... | 1997 |
| 70-Robert Bean, Mississippi State (TD)..... | 1998 |
| 44-Minkah Fitzpatrick, Alabama (TD)..... | 2016 |
| 42-Deshea Townsend, Alabama..... | 1994 |
| 42-Jordan Battle, Alabama..... | 2021 |

LONGEST FUMBLE RECOVERY RETURN

| | |
|---------------------------------|------|
| 95-Ben Hanks, Florida (TD)..... | 1995 |
| 24-Brad Ware, Auburn (TD)..... | 1997 |

TACKLES

MOST TACKLES

| | |
|---------------------------------|------|
| 18-Omar Gaither, Tennessee..... | 2004 |
| 15-Jerod Mayo, Tennessee..... | 2007 |
| 15-Takeo Spikes, Auburn..... | 1997 |

TEAM RECORDS

MOST RUSHES

| | |
|--|------|
| 74-Auburn vs. Missouri (545 yards)..... | 2013 |
| 58-Alabama vs. Florida (233 yards)..... | 2015 |
| 53-Alabama vs. Florida (251 yards)..... | 2009 |
| 51-Alabama vs. Georgia (350 yards)..... | 2012 |
| 49-Alabama vs. Florida (300 yards)..... | 1999 |
| 49-Auburn vs. Tennessee (185 yards)..... | 2004 |
| 49-Alabama vs. Missouri (242 yards)..... | 2014 |

RUSHING YARDS GAINED

| | |
|--|------|
| 545-Auburn vs. Missouri (74 rushes)..... | 2013 |
| 350-Alabama vs. Georgia (51 atts.)..... | 2012 |
| 300-Alabama vs. Florida (49 atts.)..... | 1999 |
| 293-LSU vs. Georgia (46 atts.)..... | 2003 |
| 255-Georgia vs. LSU (44 atts.)..... | 2022 |

RUSHING TOUCHDOWNS

| | |
|-----------------------------|------|
| 7-Auburn vs. Missouri..... | 2013 |
| 4-Alabama vs. Missouri..... | 2014 |
| 4-Alabama vs. Florida..... | 2016 |

PASSING ATTEMPTS

| | |
|---|------|
| 52-LSU vs. Georgia (31 comp., 502 yards)..... | 2022 |
| 51-Georgia vs. LSU (20 comp., 218 yards)..... | 2011 |
| 49-Florida vs. Alabama (30 comp., 287 yards)..... | 1992 |
| 48-Georgia vs. Alabama (29 comp., 340 yards)..... | 2021 |
| 46-Alabama vs. Florida (20 comp., 269 yards)..... | 1996 |
| 44-Alabama vs. Georgia (26 comp., 421 yards)..... | 2021 |

COMPLETIONS

| | |
|--|------|
| 33-Alabama vs. Florida (43 atts., 418 yards)..... | 2020 |
| 31-LSU vs. Georgia (52 atts., 502 yards)..... | 2022 |
| 30-Florida vs. Alabama (49 atts., 287 yards)..... | 1992 |
| 29-Georgia vs. Alabama (48 atts., 340 yards)..... | 2021 |
| 28-LSU vs. Georgia (38 atts., 349 yards)..... | 2019 |
| 27-Tennessee vs. LSU (43 atts., 332 yards)..... | 2001 |
| 27-Auburn vs. Tennessee (36 atts., 374 yards)..... | 2004 |
| 26-Florida vs. Alabama (39 atts., 261 yards)..... | 2016 |
| 26-Florida vs. Alabama (40 atts., 408 yards)..... | 2020 |
| 26-Alabama vs. Georgia (44 atts., 421 yards)..... | 2021 |
| 25-Florida vs. Alabama (43 atts., 272 yards)..... | 1994 |
| 25-Tennessee vs. Auburn (43 atts., 373 yards)..... | 1996 |
| 25-Georgia vs. Alabama (40 atts., 301 yards)..... | 2018 |

COMPLETION PERCENTAGE

| | |
|---|------|
| 85.2-Alabama vs. Missouri (23 of 27)..... | 2014 |
| 81.8-Auburn vs. Missouri (9 of 11)..... | 2013 |
| 79.3-Georgia vs. LSU (23 of 29)..... | 2022 |
| 76.8-Alabama vs. Florida (33 of 43)..... | 2020 |
| 75.0-Auburn vs. Tennessee (27 of 36)..... | 2004 |
| 73.7-LSU vs. Georgia (28 of 38)..... | 2019 |
| 72.8-Georgia vs. Auburn (16 of 22)..... | 2017 |
| 72.4-Florida vs. Arkansas (21 of 29)..... | 1995 |
| 72.4-Georgia vs. Alabama (21 of 29)..... | 2023 |
| 69.2-Alabama vs. Florida (18 of 26)..... | 2015 |

PASSING YARDS

| | |
|---|------|
| 502-LSU vs. Georgia (31 of 52)..... | 2022 |
| 421-Alabama vs. Georgia (26 of 44)..... | 2021 |
| 418-Alabama vs. Florida (33 of 43)..... | 2020 |
| 408-Florida vs. Alabama (26 of 40)..... | 2020 |
| 401-Florida vs. Alabama (20 of 35)..... | 1996 |
| 374-Auburn vs. Tennessee (27 of 36)..... | 2004 |
| 373-Tennessee vs. Auburn (25 of 43)..... | 1997 |
| 351-Auburn vs. South Carolina (18 of 29)..... | 2010 |
| 349-LSU vs. Georgia (28 of 38)..... | 2019 |
| 340-Georgia vs. Alabama (29 of 48)..... | 2021 |

PASSING TOUCHDOWNS

| | |
|----------------------------------|------|
| 6-Florida vs. Alabama..... | 1996 |
| 5-Alabama vs. Florida..... | 2020 |
| 4-Tennessee vs. Auburn..... | 1997 |
| 4-Florida vs. Auburn..... | 2000 |
| 4-Auburn vs. South Carolina..... | 2010 |
| 4-LSU vs. Georgia..... | 2019 |
| 4-Georgia vs. LSU..... | 2022 |
| 3-Florida vs. Alabama..... | 2008 |
| 3-Alabama vs. Florida..... | 1996 |
| 3-Auburn vs. Tennessee..... | 2004 |
| 3-Missouri vs. Auburn..... | 2013 |
| 3-Georgia vs. Alabama..... | 2018 |
| 3-Florida vs. Alabama..... | 2020 |
| 3-Alabama vs. Georgia..... | 2021 |
| 3-Georgia vs. Alabama..... | 2021 |

TOTAL OFFENSIVE PLAYS

| | |
|---|------|
| 85-Auburn vs. Missouri (677 yards)..... | 2013 |
| 85-Auburn vs. Tennessee (559 yards)..... | 2004 |
| 85-Georgia vs. LSU (296 yards)..... | 2011 |
| 84-Alabama vs. Florida (437 yards)..... | 2015 |
| 83-Alabama vs. Florida (605 yards)..... | 2020 |
| 81-Tennessee vs. Miss. St. (359 yards)..... | 1998 |
| 80-LSU vs. Tennessee (464 yards)..... | 2007 |
| 79-Florida vs. Alabama (317 yards)..... | 1992 |
| 79-Tennessee vs. Auburn (502 yards)..... | 1996 |
| 79-Alabama vs. Georgia (403 yards)..... | 2018 |

TOTAL OFFENSIVE YARDS

| | |
|---|------|
| 677-Auburn vs. Missouri (85 atts.)..... | 2013 |
| 605-Alabama vs. Florida (83 atts.)..... | 2020 |
| 589-Auburn vs. South Carolina (71 atts.)..... | 2010 |
| 559-Auburn vs. Tennessee (85 atts.)..... | 2004 |
| 549-LSU vs. Georgia (72 atts.)..... | 2022 |
| 536-Alabama vs. Georgia (70 atts.)..... | 2021 |
| 534-Missouri vs. Auburn (71 atts.)..... | 2013 |
| 529-Georgia vs. LSU (73 atts.)..... | 2022 |

TOTAL YARDS PER PLAY

| | |
|--|------|
| 8.30-Auburn vs. South Carolina (71 for 589)..... | 2010 |
| 7.96-Auburn vs. Missouri (85 for 677)..... | 2013 |
| 7.70-Alabama vs. Georgia (70 for 536)..... | 2021 |
| 7.63-LSU vs. Georgia (72 for 549)..... | 2-22 |
| 7.52-Missouri vs. Auburn (71 for 534)..... | 2013 |
| 7.29-Alabama vs. Florida (83 for 605)..... | 2020 |
| 7.25-Georgia vs. LSU (73 for 529)..... | 2022 |

TOTAL FIRST DOWNS

| | |
|-----------------------------------|------|
| 33-Alabama vs. Florida..... | 2020 |
| 31-Auburn vs. Tennessee..... | 2004 |
| 30-Auburn vs. Missouri..... | 2013 |
| 30-Georgia vs. Alabama..... | 2021 |
| 28-Auburn vs. South Carolina..... | 2010 |
| 28-Alabama vs. Missouri..... | 2014 |
| 27-Georgia vs. LSU..... | 2022 |
| 26-Alabama vs. Georgia..... | 2012 |
| 26-Alabama vs. Florida..... | 2009 |
| 26-LSU vs. Georgia..... | 2019 |
| 26-Florida vs. Alabama..... | 2020 |

SEC FOOTBALL CHAMPIONSHIP GAME

FIRST DOWNS RUSHING

| | |
|-----------------------------------|------|
| 26–Auburn vs. Missouri..... | 2013 |
| 20–LSU vs. Georgia..... | 2022 |
| 18–Alabama vs. Georgia..... | 2012 |
| 15–Alabama vs. Florida..... | 1999 |
| 14–Alabama vs. Florida..... | 2009 |
| 14–Auburn vs. South Carolina..... | 2010 |
| 14–Alabama vs. Missouri..... | 2014 |
| 14–Alabama vs. Florida..... | 2015 |

FIRST DOWNS PASSING

| | |
|------------------------------|------|
| 21–Alabama vs. Florida..... | 2020 |
| 16–Florida vs. Alabama..... | 1992 |
| 16–Florida vs. Alabama..... | 2020 |
| 16–Georgia vs. LSU..... | 2022 |
| 15–Alabama vs. Georgia..... | 2021 |
| 15–Georgia vs. Alabama..... | 2021 |
| 15–LSU vs. Georgia..... | 1992 |
| 14–Tennessee vs. Auburn..... | 1997 |
| 14–Florida vs. Alabama..... | 1993 |
| 14–Florida vs. Alabama..... | 1996 |
| 14–Auburn vs. Tennessee..... | 2004 |
| 14–Georgia vs. Alabama..... | 2018 |

MOST PUNTS

| | |
|---|------|
| 10–Miss. St. vs. Tennessee (397 yards)..... | 1998 |
| 10–Alabama vs. Florida (322 yards)..... | 1992 |
| 10–Auburn vs. Tennessee (438 yards)..... | 1997 |
| 9–Tennessee vs. Miss. St. (323 yards)..... | 1998 |
| 9–Florida vs. Alabama (414 yards)..... | 2015 |

YARDS PUNTING

| | |
|---|------|
| 438–Auburn vs. Tennessee (10 punts)..... | 1997 |
| 414–Florida vs. Alabama (9 punts)..... | 2015 |
| 413–Georgia vs. LSU (8 punts)..... | 2011 |
| 403–LSU vs. Georgia (8 punts)..... | 2011 |
| 397–Miss. St. vs. Tennessee (10 punts)..... | 1998 |

PUNTING AVERAGE

| | |
|---|------|
| 52.5–Georgia vs. Alabama (4 for 210)..... | 2021 |
| 51.8–Georgia vs. LSU (4 for 207)..... | 2022 |
| 51.6–Georgia vs. LSU (8 for 413)..... | 2011 |
| 51.2–Alabama vs. Florida (6 for 307)..... | 2015 |
| 50.4–LSU vs. Georgia (8 for 403)..... | 2011 |
| 50.2–Georgia vs. Alabama (4 for 201)..... | 2023 |
| 50.0–South Carolina vs. Auburn (3 for 150)..... | 2010 |
| 48.8–Florida vs. Alabama (4 for 195)..... | 2009 |

PUNT RETURN YARDS

| | |
|--|------|
| 171–Tennessee vs. Auburn (8 atts.)..... | 1997 |
| 152–Miss. St. vs. Tennessee (6 atts.)..... | 1998 |
| 127–LSU vs. Georgia (6 atts.)..... | 2011 |
| 117–Alabama vs. Florida (4 atts.)..... | 2016 |
| 95–Florida vs. Alabama (5 atts.)..... | 1993 |
| 84–Florida vs. Alabama (3 atts.)..... | 2015 |
| 45–Alabama vs. Florida (2 atts.)..... | 1994 |

PUNT RETURN AVERAGE (min. 2 ret.)

| | |
|---|------|
| 29.2–Alabama vs. Florida (4 for 117)..... | 2016 |
| 28.0–Florida vs. Alabama (3 for 84)..... | 2015 |
| 25.3–Miss. St. vs. Tennessee (6 for 152)..... | 1998 |
| 24.8–Tennessee vs. LSU (4 for 99)..... | 2007 |
| 22.5–Alabama vs. Florida (2 for 45)..... | 1994 |
| 21.4–Tennessee vs. Auburn (8 for 171)..... | 1997 |
| 21.2–LSU vs. Georgia (6 for 127)..... | 2011 |

KICKOFF RETURN YARDS

| | |
|--|------|
| 161–Florida vs. Alabama (6 atts.)..... | 2009 |
| 145–Florida vs. Alabama (6 atts.)..... | 2016 |
| 139–South Carolina vs. Auburn (7 atts.)..... | 2010 |
| 121–Florida vs. Alabama (5 atts.)..... | 2008 |
| 116–Florida vs. Alabama (7 atts.)..... | 1999 |
| 99–Tennessee vs. LSU (4 atts.)..... | 2007 |
| 99–Tennessee vs. LSU (6 atts.)..... | 2001 |
| 98–Arkansas vs. Georgia (5 atts.)..... | 2002 |

| | |
|---|------|
| 94–Alabama vs. Florida (4 atts.)..... | 1993 |
| 92–Miss. St. vs. Tennessee (4 atts.)..... | 1998 |

KICKOFF RETURN AVERAGE (min. 3 ret.)

| | |
|--|------|
| 26.8–Florida vs. Alabama (6 for 161)..... | 2009 |
| 26.3–Alabama vs. Florida (3 for 79)..... | 2009 |
| 25.0–Tennessee vs. Miss. St. (3 for 75)..... | 1998 |
| 24.2–Florida vs. Alabama (5 for 121)..... | 2008 |
| 24.2–Florida vs. Alabama (6 for 145)..... | 2016 |
| 23.8–Alabama vs. Florida (4 for 95)..... | 2008 |
| 23.5–Alabama vs. Florida (4 for 94)..... | 1993 |
| 23.0–Miss. St. vs. Tennessee (4 for 92)..... | 1998 |

MOST POINTS SCORED

| | |
|-----------------------------------|------|
| 59–Auburn vs. Missouri..... | 2013 |
| 56–Auburn vs. South Carolina..... | 2010 |
| 54–Alabama vs. Florida..... | 2016 |
| 52–Alabama vs. Florida..... | 2020 |
| 50–Georgia vs. LSU..... | 2022 |
| 46–Florida vs. Alabama..... | 2020 |
| 45–Florida vs. Alabama..... | 1996 |
| 42–LSU vs. Georgia..... | 2011 |
| 42–Missouri vs. Auburn..... | 2013 |
| 42–Alabama vs. Missouri..... | 2014 |

MOST TOUCHDOWNS

| | |
|----------------------------------|------|
| 8–Auburn vs. Missouri..... | 2013 |
| 8–Auburn vs. South Carolina..... | 2010 |
| 7–Alabama vs. Florida..... | 2016 |
| 7–Alabama vs. Florida..... | 2020 |
| 7–Georgia vs. LSU..... | 2022 |
| 6–Florida vs. Alabama..... | 1996 |
| 6–LSU vs. Georgia..... | 2011 |
| 6–Alabama vs. Missouri..... | 2014 |
| 6–Florida vs. Alabama..... | 2020 |
| 5–Auburn vs. Tennessee..... | 2004 |
| 5–Florida vs. Arkansas..... | 2006 |
| 5–Alabama vs. Georgia..... | 2018 |
| 5–Alabama vs. Georgia..... | 2021 |

MOST FIELD GOALS

| | |
|-----------------------------|------|
| 3–Alabama vs. Florida..... | 1994 |
| 3–Alabama vs. Florida..... | 1999 |
| 3–LSU vs. Tennessee..... | 2001 |
| 3–Georgia vs. Arkansas..... | 2002 |
| 3–LSU vs. Georgia..... | 2019 |

FEWEST POINTS ALLOWED

| | |
|---------------------------------|------|
| 3–by Florida vs. Arkansas..... | 1995 |
| 3–by Georgia vs. Arkansas..... | 2002 |
| 6–by Florida vs. Auburn..... | 2000 |
| 7–by Alabama vs. Florida..... | 1999 |
| 7–by Georgia vs. Auburn..... | 2017 |
| 10–by LSU vs. Georgia..... | 2019 |
| 13–by Florida vs. Alabama..... | 1993 |
| 13–by LSU vs. Georgia..... | 2003 |
| 13–by Alabama vs. Florida..... | 2009 |
| 13–by Alabama vs. Missouri..... | 2014 |

FEWEST RUSHING YARDS ALLOWED

| | |
|---------------------------------|------|
| 0–by Alabama vs. Florida..... | 2016 |
| 15–by Tennessee vs. Auburn..... | 1997 |
| 15–by Alabama vs. Florida..... | 2015 |
| 27–by Florida vs. Alabama..... | 1996 |
| 30–by Alabama vs. Florida..... | 1992 |
| 31–by Alabama vs. Florida..... | 1999 |
| 44–by Alabama vs. Florida..... | 1994 |

FEWEST PASSING YARDS ALLOWED

| | |
|-----------------------------------|------|
| 30–by Georgia vs. LSU..... | 2011 |
| 69–by Auburn vs. Tennessee..... | 2004 |
| 74–by Georgia vs. Arkansas..... | 2002 |
| 83–by Alabama vs. Florida..... | 1999 |
| 84–by Tennessee vs. Miss. St..... | 1998 |

FEWEST TOTAL YARDS ALLOWED

| | |
|------------------------------------|------|
| 114–by Alabama vs. Florida..... | 1999 |
| 139–by Georgia vs. Arkansas..... | 2002 |
| 149–by Tennessee vs. Miss. St..... | 1998 |
| 180–by Alabama vs. Florida..... | 2015 |
| 230–by Georgia vs. LSU..... | 2005 |
| 237–by Georgia vs. LSU..... | 2011 |
| 247–by Tennessee vs. Auburn..... | 1997 |

MOST INTERCEPTIONS

| | |
|-----------------------------|------|
| 4–Florida vs. Alabama..... | 1999 |
| 3–LSU vs. Georgia..... | 2003 |
| 3–Arkansas vs. Florida..... | 2006 |
| 3–Alabama vs. Florida..... | 2016 |
| 2–by 17 teams..... | |

MOST TURNOVERS GAINED

| | |
|---|------|
| 6–by Auburn vs. Tennessee..... | 1997 |
| 4–by Florida vs. Arkansas..... | 1995 |
| 4–by Alabama vs. Florida..... | 1999 |
| 4–by Florida vs. Auburn..... | 2000 |
| 3–by six teams [Latest: Alabama vs. Florida, 2016]..... | |

MOST PENALTIES

| | |
|------------------------------|------|
| 14–Florida vs. Alabama..... | 1996 |
| 13–Florida vs. Alabama..... | 1993 |
| 12–Auburn vs. Tennessee..... | 1997 |
| 12–Alabama vs. Florida..... | 1999 |
| 12–Georgia vs. Arkansas..... | 2002 |
| 12–Tennessee vs. Auburn..... | 2004 |

MOST PENALTY YARDS

| | |
|----------------------------------|------|
| 115–Georgia vs. Arkansas..... | 2002 |
| 100–Miss. St. vs. Tennessee..... | 1998 |
| 99–Alabama vs. Florida..... | 1999 |
| 95–Florida vs. Alabama..... | 1993 |
| 95–Florida vs. Alabama..... | 1996 |
| 95–Arkansas vs. Georgia..... | 2002 |
| 95–Tennessee vs. Auburn..... | 2004 |

FEWEST PENALTIES

| | |
|--|------|
| 0–Tennessee vs. LSU (0 yards)..... | 2007 |
| 1–Alabama vs. Florida (5 yards)..... | 2009 |
| 2–Alabama vs. Georgia (15 yards)..... | 2012 |
| 2–Alabama vs. Florida (31 yards)..... | 2008 |
| 2–Florida vs. Alabama (10 yards)..... | 1994 |
| 2–Georgia vs. Arkansas (15 yards)..... | 2007 |
| 2–Alabama vs. Missouri (10 yards)..... | 2014 |
| 2–Alabama vs. Florida (14 yards)..... | 2016 |

MOST TIME OF POSSESSION

| | |
|---------------------------------|------|
| 43:29–Alabama vs. Florida..... | 2015 |
| 40:11–Alabama vs. Florida..... | 1999 |
| 39:37–Alabama vs. Florida..... | 2009 |
| 39:31–Auburn vs. Tennessee..... | 2004 |
| 37:35–Alabama vs. Georgia..... | 2012 |
| 36:36–Georgia vs. LSU..... | 2011 |

MOST COMBINED POINTS

| | |
|-----------------------------------|------|
| 101–Auburn vs. Missouri..... | 2013 |
| 98–Alabama vs. Florida..... | 2020 |
| 80–Georgia vs. LSU..... | 2022 |
| 75–Florida vs. Alabama..... | 1996 |
| 73–Auburn vs. South Carolina..... | 2010 |

MARGIN OF VICTORY

| | |
|-----------------------------------|------|
| 39–Auburn vs. South Carolina..... | 2010 |
| 38–Alabama vs. Florida..... | 2016 |
| 32–LSU vs. Georgia..... | 2011 |
| 31–Florida vs. Arkansas..... | 1995 |

SEC BOWL SUCCESS

SEC IN THE BCS/CFP BOWL ERA

- The SEC has won 13 of the last 18 national championships, 15 of the 26 BCS/CFP-era National Championships, six runner-up finishes and 29 overall national titles (CFP, AP, BCS, FWAA, Coaches Poll) in SEC history. The SEC has appeared in 16 of the last 18 National Championship Games and in 10 of the 16 BCS Championship Games, winning nine.
- Five different SEC schools have won the National Championship since 2006 (Auburn, 2010; Alabama, 2009, 2011, 2012, 2015, 2017, 2020; Florida, 2006, 2008; LSU, 2007, 2019; Georgia, 2021, 2022). Five programs have advanced to the national championship game since 2013. Tennessee (1998) has also won the former BCS crown. Auburn appeared in the 2013 BCS Championship Game, as did LSU in 2011, Georgia in 2017 and Alabama in 2021. A team from the SEC Western Division had advanced to five consecutive national championship games prior to the 2014 season, when Alabama lost in the CFP semifinals. The ACC (Clemson, Miami and Florida State) and Big Ten (Michigan, Ohio State) has had three schools win titles since 1998, while the current Big 12 (Texas and Oklahoma) has had two.
- Since 2006, over half of the slots in the National Championship Game have been taken by SEC teams (19 of 36). The Big Ten has five during that time, the ACC has four, while the Big 12 and Pac-12 has three.

NATIONAL CHAMPIONS SINCE 1992

Since the first SEC expansion in 1992, the SEC has the most national championships (AP, USA Today) with 17. During that time, the SEC has had more teams with national titles than any other conference (6). Here is a breakdown:

SEC (17) Florida (2008, 2006, 1996), LSU (2003, 2007, 2019), Tennessee (1998), Alabama (1992, 2009, 2011, 2012, 2015, 2017, 2020), Auburn (2010), Georgia (2021, 2022)

Big 12 (5) Texas (2005), Oklahoma (2000), Nebraska (1994, 1995, 1997)

ACC (5) Florida State (1993, 1999, 2013), Clemson (2016,18)

Big Ten (4) Ohio State (2002, 2014), Michigan (1997, 2023)

Pac-10 (2) Southern California (2003, 2004)

Big East (1) Miami, Fla. (2001)

- The SEC is 14-4 in College Football Playoff games (not versus each other) and 4-2 in College Football Playoff National Championship Games (not versus each other). The SEC has appeared in eight of the 10 CFP National Championship Games, winning six. The SEC finished 9-2 in BCS National Championship Games (LSU 2-1, Florida 2-0, Alabama 3-0, Tennessee 1-0, Auburn 1-1), 8-1 vs. non-SEC competition. The SEC had the most wins (17) and the highest winning percentage of any conference that has three-or-more appearances in BCS bowl games. The SEC was 17-10 in BCS games (.630 percentage), 16-9 (.640) in non-conference. Since 2006, the SEC has posted a 31-16 (.660) record in BCS/CFP games, more wins, appearances and winning percentage than any other A5 conference.

SEC IN BOWL GAMES

Since 2006, the SEC has accrued more bowl wins (114) and appearances (185) than any other conference. The conference's .616 bowl winning percentage is first among A5 leagues during that time.

| | | |
|----------------|--------|------|
| SEC | 114-71 | .616 |
| ACC | 75-90 | .455 |
| Big Ten | 72-81 | .471 |
| Big 12 | 68-65 | .511 |
| Mountain West | 58-45 | .563 |
| Pac-12 | 57-60 | .487 |
| American | 54-55 | .495 |
| Conference USA | 52-57 | .477 |
| Sun Belt | 43-32 | .573 |
| MAC | 31-65 | .323 |
| Independents | 24-19 | .558 |

SEC IN THE COLLEGE FOOTBALL PLAYOFF

SEC: 12 (16-6; .727) (Includes 2018/2022 All-SEC National Championship Game) (14-4; .778 in games not versus each other)

ACC: 7 (6-5; .545)

Big Ten: 9 (5-7; .417)

Pac-12: 3 (2-3; .400)

Big 12: 6 (1-6; .143)

Independent: 2 (0-2; .000)

Group of Five: 1 (0-1; .000)

CFP National Championship Game Appearances

SEC: 10

ACC: 4

Big Ten: 3

Pac-12: 2

Big 12: 1

- Since 2006, the SEC has posted 34 wins in BCS - now New Year's Six/Access bowls - more wins than any other conference. Here are the BCS/CFP bowl records of all conferences since 2006:

| | | | | | |
|---------------|-------|------|----------------------------------|-------|-------|
| SEC | 34-16 | .680 | CFP Era (2014-Present) | | |
| Big Ten | 22-21 | .512 | (Includes CFP Championship Game) | | |
| Big 12 | 14-16 | .467 | SEC | 25-11 | .694 |
| Pac-12 | 12-16 | .429 | Big Ten | 17-13 | .567 |
| ACC | 11-19 | .367 | ACC | 8-13 | .381 |
| AAC | 8-7 | .533 | Big 12 | 8-9 | .471 |
| Mountain West | 3-1 | .750 | Pac-12 | 5-10 | .333 |
| WAC | 2-1 | .667 | AAC | 2-4 | .333 |
| CUSA | 0-1 | .000 | Mountain West | 1-0 | 1.000 |
| MAC | 0-2 | .000 | CUSA | 1-0 | .000 |
| Independents | 0-5 | .000 | MAC | 0-1 | .000 |
| | | | Independent | 0-3 | .000 |

Most Bowl Appearances – Single Season

1. 13 - SEC, 2021
2. 12 - SEC, 2014, 2016
3. 11 - SEC, 2018, 2022
 - 11 - ACC, 2013, 2014, 2016, 2018, 2023
 - 11 - Big Ten, 2023
5. 10 - SEC, 2009, 2010, 2013, 2015
 - 10 - ACC, 2008, 2017, 2019
 - 10 - Big Ten, 2011, 2014, 2015, 2016, 2021
 - 10 - Pac-12, 2015, 2023

Most Bowl Wins – Single Season

1. 9 - SEC, 2015 (9-2)
- 9 - ACC, 2016 (9-3)
3. 8 - SEC, 2019 (8-2)

- Since 2006, over half of the slots in the National Championship Game have been taken by SEC teams (19 of 36). The Big Ten has five during that time, the ACC has four, while the Big 12 and Pac-12 has three.

- The SEC has had more teams ranked in the BCS/CFP standings than any other conference since 2006. The league has had 13 of its 14 teams ranked at one time or another since 2006. Vanderbilt is the only team to not appear in the BCS/CFP rankings during this time, however, the Commodores finished ranked in the Top 25 in both 2012 and 2013 after bowl games with 9-4 records. The BCS/CFP does not produce a poll following bowl games.

- The SEC has now won 65 games in the last eight postseasons. With 12 teams advancing to bowl games in 2016, the SEC became the first conference to send at least 10 teams to postseason bowls in four consecutive seasons. The SEC also sent a NCAA-record 12 teams to participate in postseason bowl games in 2014 and has sent no less than eight teams to post-season bowls in each of the last 16 seasons.

2024 SEC BOWL AGREEMENTS

The Southeastern Conference has six-year agreements with nine football post-season bowls.

The nine bowls are in addition to bowl games in the College Football Playoff system for which SEC teams are eligible to qualify.

The SEC has extended its current agreements through 2025 with the Cheez-It Citrus Bowl in Orlando, the ReliaQuest Bowl in Tampa, the TaxSlayer Gator Bowl in Jacksonville, the Transperfect Music City Bowl in Nashville, the Texas Bowl in Houston, the AutoZone Liberty Bowl in Memphis, the TicketSmarter Birmingham Bowl and the Union Home Mortgage Gasparilla Bowl.

In addition, the SEC will continue its relationship with the Duke's Mayo Bowl in Charlotte, participating in that bowl game in 2025. For 2024, an SEC team will participate in the SRS Distribution Las Vegas Bowl.

The SEC will maintain its current bowl selection process in which the Citrus Bowl has the first selection of available SEC teams after any conference schools have qualified for the College Football Playoff after which the SEC assigns teams to a Pool of Six bowl.

The SEC Pool of Six consists of the ReliaQuest Bowl, TaxSlayer Gator Bowl, Transperfect Music City Bowl, Texas Bowl and Autozone Liberty Bowl, as well as the SRS Distribution Las Vegas Bowl in 2024, and the Duke's Mayo Bowl in 2025. In consultation with SEC member institutions, as well as these six bowls, the conference will make assignments for the bowl games in the pool system. ESPN Events selects teams to participate in the Birmingham and Union Home Mortgage Gasparilla Bowls after the Pool of Six have been assigned.



COLLEGE FOOTBALL PLAYOFF GAMES TO BE DETERMINED



CHEEZ-IT CITRUS BOWL
Dec. 31 • 3 p.m. ET • ABC
Orlando, Fla. • Camping World Stadium (60,219)
Teams: SEC vs. Big Ten



RELIAQUEST BOWL
Dec. 31 • Noon ET • ESPN
Tampa, Fla. • Raymond James Stadium (65,657)
Teams: SEC vs. Big Ten



TRANSPERFECT MUSIC CITY BOWL
Dec. 30 • 2 :30 p.m. ET • ESPN
Nashville, Tenn. • Nissan Stadium (69,143)
Teams: SEC vs. Big Ten



TAXSLAYER GATOR BOWL
Jan. 2 • 7:30 ET • ESPN
Jacksonville, Fla. • Everbank Field (77,511)
Teams: SEC vs. ACC



AUTOZONE LIBERTY BOWL
Dec. 27 • 7 p.m. ET • ESPN
Memphis, Tenn. • Liberty Bowl Stadium (58,211)
Teams: SEC vs. Big 12



TEXAS BOWL
Dec. 31 • 3:30 p.m. ET • ESPN
Houston, Texas • NRG Stadium (71,795)
Teams: SEC vs. Big 12



SRS DISTRIBUTION LAS VEGAS BOWL
Dec. 27 • 10:30 p.m. ET • ESPN
Las Vegas, Nevada • Allegiant Stadium (65,000)
Teams: SEC vs. TBD



BIRMINGHAM BOWL
Dec. 27 • TBD • ESPN
Birmingham, Ala. • Protective Stadium (45,000)
Teams: SEC vs. American



UNION HOME MORTGAGE GASPARILLA BOWL
Dec. 20 • 3:30 p.m. • ESPN
Tampa, Fla. • Raymond James Stadium (65,657)
Teams: SEC vs. American

2024 SEC BOWL SELECTION PROCESS

College Football Playoff

- The 12 participating teams will be the five conference champions ranked highest by the CFP selection committee, plus the next seven highest-ranked teams.
- The ranking of the teams will continue to be done by a selection committee.
- The four highest-ranked conference champions will be seeded one through four and will receive a first-round bye. The fifth conference champion will be seeded where it was ranked or at No. 12 if it is outside the top 12 rankings. Non-conference champions ranked in the top four will be seeded beginning at No. 5. Because of this, the seeding, 1 through 12, could look different than the final rankings.
- The eight teams seeded No. 5-12 will play in a first round with the higher seeds hosting the lower seeds either on campus or at other sites designated by the higher-seeded institution (No. 12 at No. 5, No. 11 at No. 6, No. 10 at No. 7 and No. 9 at No. 8.).
- The selection committee will assign the four highest-ranked conference champions to Playoff Quarterfinals hosted by bowls. This will be done in consideration of historic bowl relationships, then in consideration of rankings. For example, if the Sugar Bowl hosts a Playoff Quarterfinal and the SEC champion is ranked No. 1 and the Big 12 champion is ranked No. 3, the SEC champion would be assigned to the Sugar Bowl and the Big 12 champion would be assigned elsewhere.
- With the four highest-ranked conference champions assigned to bowls, their four Playoff Quarterfinal opponents will be dictated by the bracket (i.e., No. 1 vs. No. 8/9 winner, No. 4 vs. No. 5/12 winner, No. 2 vs. 7/10 winner; No. 3 vs. 6/11 winner.)
- The College Football Playoff bracket will follow the selection committee's rankings, with no modifications made to avoid rematches between teams that may have played during the regular season or are from the same conference.
- The bracket will remain in effect throughout the playoff (i.e., no re-seeding).
- The highest seed will receive preferential placement for the Playoff Semifinal bowl assignment.
- All 11 games will be under the CFP umbrella with the administrative policies determined by the CFP.

College Football Playoff Schedule

| CFP FIRST ROUND (ON-CAMPUS) | | | |
|---|--|---|---|
| Fri., Dec. 20, 2024: One Game | | Sat., Dec. 21, 2024: Three Games | |
| PLAYOFF QUARTERFINALS | | | |
| Tue., Dec. 31, 2024: Vrbo Fiesta Bowl | Wed., Jan. 1, 2025: Chick-fil-A Peach Bowl (early afternoon) | Wed., Jan. 1, 2025: Rose Bowl Game presented by Prudential (late afternoon) | Wed., Jan. 1, 2025: Allstate Sugar Bowl (primetime) |
| PLAYOFF SEMIFINALS | | | |
| Thur., Jan. 9, 2025: Capital One Orange Bowl | | Fri., Jan. 10, 2025: Goodyear Cotton Bowl Classic | |
| 2025 CFP NATIONAL CHAMPIONSHIP | | | |
| Mon., Jan. 20, 2025 Mercedes Benz Stadium, Atlanta, Georgia | | | |

SEC BOWLS

Cheez-It Citrus Bowl (Orlando, FL) vs. Big 10 December 31 – 3 p.m. ET – ABC
After the CFP selection process the Citrus Bowl gets the first selection of available SEC Teams.

POOL OF SIX BOWLS:

After the CFP selection process and the Cheez-It Citrus Bowl selects a team, there will be a pool of six bowls and the Conference, in consultation with the institutions and the bowls, will make the assignments for these six bowl games from all eligible SEC teams.

The pool of six bowls for 2024-25 are as follows:

Texas Bowl (Houston, TX) vs. Big 12 – December 31 – 3:30 p.m. ET – ESPN

SRS Distribution Las Vegas Bowl (Las Vegas, NV) vs. TBD – December 27 – 10:30 p.m. ET – ESPN

Transperfect Music City Bowl (Nashville, TN) vs. Big Ten – December 30 – 2:30 p.m. ET – ESPN

TaxSlayer Gator Bowl (Jacksonville, FL) vs. ACC – January 2 – 7:30 p.m. ET – ESPN

AutoZone Liberty Bowl (Memphis, TN) vs. Big 12 – December 27 – 7 p.m. ET – ESPN

ReliaQuest Bowl (Tampa, FL) vs. Big Ten – December 31 – Noon ET – ESPN

BOWLS AFTER THE POOL OF SIX:

Birmingham Bowl (Birmingham, AL) vs. American – December 27 – TBD – ESPN

Union Home Mortgage Gasparilla Bowl (Tampa, FL) vs. American – December 20 – 3:30 p.m. – ESPN

ESPN Events selects teams to participate in the Birmingham and Gasparilla Bowls after the Citrus Bowl and Pool of Six.

2024 COLLEGE FOOTBALL PLAYOFF



COLLEGE FOOTBALL
PLAYOFF

2024-25



The CFP Selection Committee will continue to rank the top 25 teams.



The 12 participating teams will be the five highest-ranked conference champions, plus the next seven highest-ranked teams.




The bracket will follow the rankings with no modifications made to avoid rematches or games between schools from the same conference.

There will be **NO RE-SEEDING** once the bracket is set on Selection Day, Dec. 8.


PLAYOFF FIRST ROUND

FRIDAY, DEC. 20, 2024
SATURDAY, DEC. 21, 2024




PLAYOFF QUARTERFINALS

TUESDAY, DEC. 31, 2024
WEDNESDAY, JAN. 1, 2025



PLAYOFF SEMIFINALS

THURSDAY, JAN. 9, 2025
FRIDAY, JAN. 10, 2025



2025

NATIONAL CHAMPIONSHIP

MONDAY,
JAN. 20,
2025

MERCEDES-BENZ
STADIUM,
ATLANTA



RANKING TO SEEDING

- The four highest-ranked conference champions will be seeded 1-4 and will receive a first-round bye. The remaining teams, including the fifth conference champion, will be seeded 5-12 based on their final ranking.
- Non-conference champions and independents, like Notre Dame, ranked in the top four will be seeded beginning at No. 5. Because of this, the seeding, 1 through 12, could look different than the final rankings.



PLAYOFF FIRST ROUND

- The eight teams seeded No. 5-12 will play in the first round with the higher seeds hosting the lower seeds on campus.



PLAYOFF QUARTERFINALS

- The four highest-ranked conference champions will be assigned to Playoff Quarterfinals hosted by bowls. This will be done in consideration of historic bowl relationships and seeding.



PLAYOFF SEMIFINALS

- The No. 1 seed will receive preferential bowl placement for the Playoff Semifinals.

2024-25 BOWL SCHEDULE



BOWL SEASON™

2024 -25 SCHEDULE

| | | |
|---------------|--|--|
| DEC 14 | | CRICKET CELEBRATION BOWL ATLANTA, GA 12:00 PM ABC |
| DEC 14 | | CAMELLIA BOWL MONTGOMERY, AL 9:00 PM ESPN |
| DEC 17 | | BOCA RATON BOWL BOCA RATON, FL 5:30 PM ESPN |
| DEC 17 | | SCOOTER'S COFFEE FRISCO BOWL FRISCO, TX 9:00 PM ESPN |
| DEC 18 | | LA BOWL HOSTED BY GRONK INGLEWOOD, CA 9:00 PM ESPN |
| DEC 19 | | R+L CARRIERS NEW ORLEANS BOWL NEW ORLEANS, LA 7:00 PM ESPN2 |
| DEC 20 | | STAFFDNA CURE BOWL ORLANDO, FL 12:00 PM ESPN |
| DEC 20 | | UNION HOME MORTGAGE GASPARILLA BOWL TAMPA, FL 3:30 PM ESPN |
| DEC 23 | | MYRTLE BEACH BOWL CONWAY, SC 11:00 AM ESPN |
| DEC 23 | | FAMOUS IDAHO POTATO BOWL BOISE, ID 2:30 PM ESPN |
| DEC 24 | | HAWAII BOWL HONOLULU, HI 8:00 PM ESPN |
| DEC 26 | | DETROIT BOWL DETROIT, MI 2:00 PM ESPN |
| DEC 26 | | GUARANTEED RATE BOWL PHOENIX, AZ 5:30 PM ESPN |
| DEC 26 | | 68 VENTURES BOWL MOBILE, AL 9:00 PM ESPN |
| DEC 27 | | LOCKHEED MARTIN ARMED FORCES BOWL FORT WORTH, TX 12:00 or 3:30 PM ESPN |
| DEC 27 | | BIRMINGHAM BOWL BIRMINGHAM, AL 12:00 or 3:30 PM ESPN |
| DEC 27 | | AUTOZONE LIBERTY BOWL MEMPHIS, TN 7:00 PM ESPN |
| DEC 27 | | SRS DISTRIBUTION LAS VEGAS BOWL LAS VEGAS, NV 10:30 PM ESPN |
| DEC 28 | | WASABI FENWAY BOWL BOSTON, MA 11:00 AM ESPN |
| DEC 28 | | BAD BOY MOWERS PINSTRIP BOWL BRONX, NY 12:00 PM ABC |
| DEC 28 | | ISLETA NEW MEXICO BOWL ALBUQUERQUE, NM 2:15 PM ESPN |
| DEC 28 | | POP-TARTS BOWL ORLANDO, FL 3:30 PM ABC |

| | | |
|---------------|--|---|
| DEC 28 | | SNOOP DOGG ARIZONA BOWL PRESENTED BY GIN & JUICE BY DRE AND SNOOP TUCSON, AZ 4:30 PM CW NETWORK |
| DEC 28 | | GO BOWLING MILITARY BOWL ANNAPOLIS, MD 5:45 PM ESPN |
| DEC 28 | | VALERO ALAMO BOWL SAN ANTONIO, TX 7:30 PM ABC |
| DEC 28 | | RADIANCE TECHNOLOGIES INDEPENDENCE BOWL SHREVEPORT, LA 9:15 PM ESPN |
| DEC 30 | | TRANSPERFECT MUSIC CITY BOWL NASHVILLE, TN 2:30 PM ESPN |
| DEC 31 | | RELIQUEST BOWL TAMPA, FL 12:00 PM ESPN |
| DEC 31 | | TONY THE TIGER SUN BOWL EL PASO, TX 2:00 PM CBS |
| DEC 31 | | CHEEZ-IT CITRUS BOWL ORLANDO, FL 3:00 PM ABC |
| DEC 31 | | TEXAS BOWL HOUSTON, TX 3:30 PM ESPN |
| DEC 31 | | VRBO FIESTA BOWL GLENDALE, AZ 7:30 PM ESPN |
| JAN 1 | | CHICK-FIL-A PEACH BOWL ATLANTA, GA 1:00 PM ESPN |
| JAN 1 | | ROSE BOWL GAME PRESENTED BY PRUDENTIAL PASADENA, CA 5:00 PM ESPN |
| JAN 1 | | ALLSTATE SUGAR BOWL NEW ORLEANS, LA 8:45 PM ESPN |
| JAN 2 | | TAXSLAYER GATOR BOWL JACKSONVILLE, FL 7:30 PM ESPN |
| JAN 3 | | SERVPRO FIRST RESPONDER BOWL DALLAS, TX 4:00 PM ESPN |
| JAN 3 | | DUKE'S MAYO BOWL CHARLOTTE, NC 7:30 PM ESPN |
| JAN 4 | | BAHAMAS BOWL NASSAU, BAHAMAS 11:00 AM ESPN2 |
| TBD | | DIRECTV HOLIDAY BOWL SAN DIEGO, CA TBD TBD |
| JAN 9 | | CAPITAL ONE ORANGE BOWL MIAMI, FL 7:30 PM ESPN |
| JAN 10 | | GOODYEAR COTTON BOWL CLASSIC ARLINGTON, TX 7:30 PM ESPN |
| JAN 20 | | COLLEGE FOOTBALL PLAYOFF NATIONAL CHAMPIONSHIP ATLANTA, GA 7:30 PM ESPN |
| JAN 30 | | EAST-WEST SHRINE BOWL TBD 8:00 PM NFL NETWORK |

*All times ET and all Bowls subject to change.



ALABAMA



Kalen DeBoer

Head Coach

Overall: 37-9 (Fifth season)

Alabama: First season

2024 SCHEDULE

| | | |
|----------|------------------|------------------|
| Aug. 31 | Western Kentucky | Tuscaloosa, Ala. |
| Sept. 7 | USF | Tuscaloosa, Ala. |
| Sept. 14 | at Wisconsin | Madison, Wis. |
| Sept. 28 | Georgia* | Tuscaloosa, Ala. |
| Oct. 5 | at Vanderbilt* | Nashville, Tenn. |
| Oct. 12 | South Carolina* | Tuscaloosa, Ala. |
| Oct. 19 | at Tennessee* | Knoxville, Tenn. |
| Oct. 26 | Missouri* | Tuscaloosa, Ala. |
| Nov. 9 | at LSU* | Baton Rouge, La. |
| Nov. 17 | Mercer | Tuscaloosa, Ala. |
| Nov. 23 | at Oklahoma* | Tuscaloosa, Ala. |
| Nov. 30 | Auburn* | Tuscaloosa, Ala. |

*SEC game

2023 RESULTS

| | | |
|----------|--------------------------------|---------------|
| Sept. 2 | Middle Tennessee | W, 56-7 |
| Sept. 9 | Texas | L, 34-24 |
| Sept. 16 | at USF | W, 17-3 |
| Sept. 23 | Ole Miss* | W, 24-10 |
| Sept. 30 | at Mississippi State* | W, 40-17 |
| Oct. 7 | at Texas A&M* | W, 26-20 |
| Oct. 14 | Arkansas* | W, 24-21 |
| Oct. 21 | Tennessee* | W, 34-20 |
| Nov. 4 | LSU* | W, 42-28 |
| Nov. 11 | at Kentucky* | W, 49-21 |
| Nov. 18 | Chattanooga | W, 66-10 |
| Nov. 25 | at Auburn* | W, 27-24 |
| Dec. 2 | vs. Georgia (SEC Championship) | W, 27-24 |
| Jan. 1 | vs. Michigan (Rose Bowl) | L, 27-20 (OT) |

YEAR-BY-YEAR RECORDS

| Year | Coach | SEC | SEC Finish | Overall | Bowls |
|------|---------------------------|-------|------------|---------|------------|
| 1892 | E.N. Beaumont | | | 2-2 | |
| 1893 | Eli Abbott | | | 0-4 | |
| 1894 | Eli Abbott | | | 3-1 | |
| 1895 | Eli Abbott | | | 0-4 | |
| 1896 | Otto Wagonhurst | | | 2-1 | |
| 1897 | Allen McCants | | | 1-0 | |
| 1898 | No Team | | | | |
| 1899 | W.A. Hartin | | | 3-1 | |
| 1900 | M. Griffin | | | 2-3 | |
| 1901 | M.H. Harvey | | | 2-1-2 | |
| 1902 | Eli Abbott, J.O. Heyworth | | | 4-4 | |
| 1903 | W.B. Blount | | | 3-4 | |
| 1904 | W.B. Blount | | | 7-3 | |
| 1905 | Jack Leavenworth | | | 6-4 | |
| 1906 | J.W.H. Pollard | | | 5-1 | |
| 1907 | J.W.H. Pollard | | | 5-1-2 | |
| 1908 | J.W.H. Pollard | | | 6-1-1 | |
| 1909 | J.W.H. Pollard | | | 5-1-2 | |
| 1910 | Guy S. Lowman | | | 4-4 | |
| 1911 | D.V. Graves | | | 5-2-2 | |
| 1912 | D.V. Graves | | | 5-3-1 | |
| 1913 | D.V. Graves | | | 6-3 | |
| 1914 | D.V. Graves | | | 5-4 | |
| 1915 | Thomas Kelly | | | 6-2 | |
| 1916 | Thomas Kelly | | | 6-3 | |
| 1917 | Thomas Kelly | | | 5-2-1 | |
| 1918 | No Team | | | | |
| 1919 | Xen C. Scott | | | 8-1 | |
| 1920 | Xen C. Scott | | | 10-1 | |
| 1921 | Xen C. Scott | | | 5-4-2 | |
| 1922 | Xen C. Scott | | | 6-3-1 | |
| 1923 | Wallace Wade | | | 7-2-1 | |
| 1924 | Wallace Wade | | | 8-1 | |
| 1925 | Wallace Wade | | | 10-0 | Rose |
| 1926 | Wallace Wade | | | 9-0-1 | Rose |
| 1927 | Wallace Wade | | | 5-4-1 | |
| 1928 | Wallace Wade | | | 6-3 | |
| 1929 | Wallace Wade | | | 6-3 | |
| 1930 | Wallace Wade | | | 10-0 | Rose |
| 1931 | Frank W. Thomas | | | 9-1 | |
| 1932 | Frank W. Thomas | | | 8-2 | |
| 1933 | Frank W. Thomas | 5-0-1 | 1 | 7-1-1 | |
| 1934 | Frank W. Thomas | 7-0 | 1t | 10-0 | Rose |
| 1935 | Frank W. Thomas | 4-2 | 5 | 6-2-1 | |
| 1936 | Frank W. Thomas | 5-0-1 | 2 | 8-0-1 | |
| 1937 | Frank W. Thomas | 6-0 | 1 | 9-1 | Rose |
| 1938 | Frank W. Thomas | 4-1-1 | 2t | 7-1-1 | |
| 1939 | Frank W. Thomas | 2-3-1 | 8 | 5-3-1 | |
| 1940 | Frank W. Thomas | 4-2 | 4 | 7-2 | |
| 1941 | Frank W. Thomas | 5-2 | 3 | 9-2 | Cotton |
| 1942 | Frank W. Thomas | 4-2 | 5 | 8-3 | Orange |
| 1943 | No Team | | | | |
| 1944 | Frank W. Thomas | 3-1-2 | 3t | 5-2-2 | Sugar |
| 1945 | Frank W. Thomas | 6-0 | 1 | 10-0 | Rose |
| 1946 | Frank W. Thomas | 4-3 | 6 | 7-4 | |
| 1947 | H.D. "Red" Drew | 5-2 | 3 | 8-3 | Sugar |
| 1948 | H.D. "Red" Drew | 4-4-1 | 6t | 6-4-1 | |
| 1949 | H.D. "Red" Drew | 4-3-1 | 6 | 6-3-1 | |
| 1950 | H.D. "Red" Drew | 6-2 | 3 | 9-2 | |
| 1951 | H.D. "Red" Drew | 3-5 | 7t | 5-6 | |
| 1952 | H.D. "Red" Drew | 4-2 | 4 | 4-2 | Orange |
| 1953 | H.D. "Red" Drew | 4-0-3 | 1 | 6-3-3 | Cotton |
| 1954 | H.D. "Red" Drew | 3-3-2 | 6t | 4-5-2 | |
| 1955 | J.B. "Ears" Whitworth | 0-7 | 12 | 0-10 | |
| 1956 | J.B. "Ears" Whitworth | 2-5 | 8t | 2-7-1 | |
| 1957 | J.B. "Ears" Whitworth | 1-6-1 | 11 | 2-7-1 | |
| 1958 | Paul "Bear" Bryant | 3-4-1 | 6t | 5-4-1 | |
| 1959 | Paul "Bear" Bryant | 4-1-2 | 4 | 7-2-2 | Liberty |
| 1960 | Paul "Bear" Bryant | 5-1-1 | 3 | 8-1-2 | Bluebonnet |
| 1961 | Paul "Bear" Bryant | 7-0 | 1t | 11-0 | Sugar |
| 1962 | Paul "Bear" Bryant | 6-1 | 2 | 10-1 | Orange |
| 1963 | Paul "Bear" Bryant | 6-2 | 3 | 9-2 | Sugar |
| 1964 | Paul "Bear" Bryant | 8-0 | 1 | 10-1 | Orange |

| Year | Coach | SEC | SEC Finish | Overall | Bowls |
|------|--------------------|-------|------------|---------|------------------|
| 1965 | Paul "Bear" Bryant | 6-1-1 | 1 | 9-1-1 | Orange |
| 1966 | Paul "Bear" Bryant | 6-0 | 1t | 11-0 | Sugar |
| 1967 | Paul "Bear" Bryant | 5-1 | 2 | 8-2-1 | Cotton |
| 1968 | Paul "Bear" Bryant | 4-2 | 3t | 8-3 | Gator |
| 1969 | Paul "Bear" Bryant | 2-4 | 8 | 6-5 | Liberty |
| 1970 | Paul "Bear" Bryant | 3-4 | 7t | 6-5-1 | Bluebonnet |
| 1971 | Paul "Bear" Bryant | 7-0 | 1 | 11-1 | Orange |
| 1972 | Paul "Bear" Bryant | 7-1 | 1 | 10-2 | Cotton |
| 1973 | Paul "Bear" Bryant | 8-0 | 1 | 11-1 | Sugar |
| 1974 | Paul "Bear" Bryant | 6-0 | 1 | 11-1 | Orange |
| 1975 | Paul "Bear" Bryant | 6-0 | 1 | 11-1 | Sugar |
| 1976 | Paul "Bear" Bryant | 5-2 | 3 | 9-3 | Liberty |
| 1977 | Paul "Bear" Bryant | 7-0 | 1t | 11-1 | Sugar |
| 1978 | Paul "Bear" Bryant | 6-0 | 1 | 11-1 | Sugar |
| 1979 | Paul "Bear" Bryant | 6-0 | 1 | 12-0 | Sugar |
| 1980 | Paul "Bear" Bryant | 5-1 | 2t | 10-2 | Cotton |
| 1981 | Paul "Bear" Bryant | 6-0 | 1t | 9-2-1 | Cotton |
| 1982 | Paul "Bear" Bryant | 3-3 | 6t | 8-4 | Liberty |
| 1983 | Ray Perkins | 4-2 | 3t | 8-4 | Sun |
| 1984 | Ray Perkins | 2-4 | 7t | 5-6 | |
| 1985 | Ray Perkins | 4-1-1 | 2t | 9-2-1 | Aloha |
| 1986 | Ray Perkins | 4-2 | 2t | 10-3 | Sun |
| 1987 | Bill Curry | 4-2 | 4t | 7-5 | Hall of Fame |
| 1988 | Bill Curry | 4-3 | 4t | 9-3 | Sun |
| 1989 | Bill Curry | 6-1 | 1t | 10-2 | Sun |
| 1990 | Gene Stallings | 5-2 | 2t | 7-5 | Fiesta |
| 1991 | Gene Stallings | 6-1 | 2 | 11-1 | Blockbuster |
| 1992 | Gene Stallings | 8-0 | 1 | 13-0 | Sugar |
| 1993 | Gene Stallings | # 0-8 | - | # 1-12 | Gator |
| 1994 | Gene Stallings | 8-0 | 1-W | 12-1 | Citrus |
| 1995 | Gene Stallings | 5-3 | - | 8-3 | |
| 1996 | Gene Stallings | 6-2 | 1-W | 10-3 | Outback |
| 1997 | Mike DuBose | 2-6 | T5-W | 4-7 | |
| 1998 | Mike DuBose | 4-4 | 3-W | 7-5 | Music City |
| 1999 | Mike DuBose | 7-1 | 1-W | 10-3 | Orange |
| 2000 | Mike DuBose | 3-5 | 6-W | 3-8 | |
| 2001 | Dennis Franchione | 4-4 | T3-W | 7-5 | Independence |
| 2002 | Dennis Franchione | 6-2 | - | 10-3 | |
| 2003 | Mike Shula | 2-6 | - | 4-9 | |
| 2004 | Mike Shula | 3-5 | T3-W | 6-6 | Music City |
| 2005 | Mike Shula | 0-2 | 6-W | 0-2 | Cotton |
| 2006 | Mike Shula | 0-6 | 6-W | 0-7 | Independence |
| 2007 | Nick Saban | 1-4 | 5-W | 2-6 | Independence |
| 2008 | Nick Saban | 8-0 | 1-W | 12-2 | Sugar |
| 2009 | Nick Saban | 8-0 | 1-W | 14-0 | BCS NCG |
| 2010 | Nick Saban | 5-3 | 4-W | 10-3 | Capital One |
| 2011 | Nick Saban | 7-1 | 2-W | 12-1 | BCS NCG |
| 2012 | Nick Saban | 7-1 | 1-W | 13-1 | BCS NCG |
| 2013 | Nick Saban | 7-1 | 2-W | 11-2 | Sugar |
| 2014 | Nick Saban | 7-1 | 1-W | 12-2 | Sugar |
| 2015 | Nick Saban | 7-1 | 1-W | 14-1 | Cotton & CFP NCG |
| 2016 | Nick Saban | 8-0 | 1-W | 14-1 | Peach & CFP NCG |
| 2017 | Nick Saban | 7-1 | T1-W | 13-1 | Sugar & CFP NCG |
| 2018 | Nick Saban | 8-0 | 1-W | 14-1 | Orange & CFP NCG |
| 2019 | Nick Saban | 6-2 | 2-W | 11-2 | Citrus |
| 2020 | Nick Saban | 10-0 | 1-W | 13-0 | Rose & CFP NCG |
| 2021 | Nick Saban | 7-1 | 1-W | 13-2 | Cotton & CFP NCG |
| 2022 | Nick Saban | 6-2 | T1-W | 11-2 | Sugar |
| 2023 | Nick Saban | 8-0 | 1-W | 12-2 | Rose |

Includes forfeits imposed by NCAA



Sam Pittman
Head Coach

Overall: 23-25 (Fifth season)
Arkansas: Same

2024 SCHEDULE

| | | |
|----------|-----------------------|--------------------|
| Aug. 29 | UAPB | Little Rock, Ark. |
| Sept. 7 | at Oklahoma State | Stillwater, Okla. |
| Sept. 14 | UAB | Fayetteville, Ark. |
| Sept. 21 | at Auburn* | Auburn, Ala. |
| Sept. 28 | vs. Texas A&M* | Arlington, Texas |
| Oct. 5 | Tennessee | Fayetteville, Ark. |
| Oct. 19 | LSU* | Fayetteville, Ark. |
| Oct. 26 | at Mississippi State* | Starkville, Miss. |
| Nov. 2 | Ole Miss* | Fayetteville, Ark. |
| Nov. 16 | Texas* | Fayetteville, Ark. |
| Nov. 23 | Louisiana Tech | Fayetteville, Ark. |
| Nov. 30 | at Missouri* | Columbia, Mo. |

*SEC game

2023 RESULTS

| | | |
|----------|--------------------|---------------|
| Sept. 2 | Western Carolina | W, 56-13 |
| Sept. 9 | Kent State | W, 28-6 |
| Sept. 16 | BYU | L, 38-31 |
| Sept. 23 | at LSU* | L, 34-31 |
| Sept. 30 | vs. Texas A&M* | L, 34-22 |
| Oct. 7 | at Ole Miss* | L, 27-20 |
| Oct. 14 | at Alabama* | L, 24-21 |
| Oct. 21 | Mississippi State* | L, 7-3 |
| Nov. 4 | at Florida* | W, 39-36 (OT) |
| Nov. 11 | Auburn* | L, 48-10 |
| Nov. 18 | FIU | W, 44-20 |
| Nov. 24 | Missouri* | L, 48-14 |

YEAR-BY-YEAR RECORDS

| Year | Coach | SEC | SEC Finish | Overall | Bowls |
|------|-----------------|-------|------------|---------|--------|
| 1894 | John C. Futrall | | | 2-1 | |
| 1895 | John C. Futrall | | | 1-0 | |
| 1896 | John C. Futrall | | | 2-1 | |
| 1897 | B.N. Wilson | | | 2-0-1 | |
| 1898 | B.N. Wilson | | | 2-1 | |
| 1899 | Colbert Searles | | | 3-1-1 | |
| 1900 | Colbert Searles | | | 2-1-1 | |
| 1901 | Charles Thomas | | | 3-5 | |
| 1902 | Charles Thomas | | | 6-3 | |
| 1903 | D.A. McDaniel | | | 3-4 | |
| 1904 | A.D. Brown | | | 4-3 | |
| 1905 | A.D. Brown | | | 2-6 | |
| 1906 | F.C. Longman | | | 2-4-2 | |
| 1907 | F.C. Longman | | | 3-4-1 | |
| 1908 | Hugo Bezdek | | | 5-4 | |
| 1909 | Hugo Bezdek | | | 7-0 | |
| 1910 | Hugo Bezdek | | | 7-1 | |
| 1911 | Hugo Bezdek | | | 6-2-1 | |
| 1912 | Hugo Bezdek | | | 4-6 | |
| 1913 | E.T. Pickering | | | 7-2 | |
| 1914 | E.T. Pickering | | | 4-5 | |
| 1915 | T.T. McConnell | 1-1 | 2t | 4-2-1 | |
| 1916 | T.T. McConnell | 0-2 | 5t | 4-4 | |
| 1917 | Norman Paine | 0-1-1 | 6 | 5-1-1 | |
| 1918 | Norman Paine | 0-1 | 6t | 3-2 | |
| 1919 | J.B. Craig | 1-2 | 5 | 3-4 | |
| 1920 | G.W. McLaren | 2-0-1 | 2 | 3-2-2 | |
| 1921 | G.W. McLaren | 2-1 | 3 | 5-3-1 | |
| 1922 | Francis Schmidt | 1-3 | 6 | 5-4 | |
| 1923 | Francis Schmidt | 2-2 | 4t | 6-2-1 | |
| 1924 | Francis Schmidt | 1-2-1 | 7 | 7-2-1 | |
| 1925 | Francis Schmidt | 2-2-1 | 4t | 4-4-1 | |
| 1926 | Francis Schmidt | 2-2 | 3t | 5-5 | |
| 1927 | Francis Schmidt | 3-1 | 3 | 8-1 | |
| 1928 | Francis Schmidt | 3-1 | 2 | 7-2 | |
| 1929 | Fred Thomsen | 3-2 | 3 | 7-2 | |
| 1930 | Fred Thomsen | 2-2 | 5 | 3-6 | |
| 1931 | Fred Thomsen | 0-4 | 7 | 3-5-1 | |
| 1932 | Fred Thomsen | 1-4 | 7 | 1-6-2 | |
| 1933 | Fred Thomsen | 4-1 | 1 | 7-3-1 | Dixie |
| 1934 | Fred Thomsen | 2-3-1 | 5 | 4-4-2 | |
| 1935 | Fred Thomsen | 2-4 | 5 | 5-5 | |
| 1936 | Fred Thomsen | 5-1 | 1 | 7-3 | |
| 1937 | Fred Thomsen | 3-2-1 | 3 | 6-2-2 | |
| 1938 | Fred Thomsen | 1-5 | 6t | 2-7-1 | |
| 1939 | Fred Thomsen | 2-3-1 | 5 | 4-5-1 | |
| 1940 | Fred Thomsen | 1-5 | 6 | 4-6 | |
| 1941 | Fred Thomsen | 0-6 | 7 | 3-7 | |
| 1942 | George Cole | 0-6 | 7 | 3-7 | |
| 1943 | John Tomlin | 1-4 | 5t | 2-7 | |
| 1944 | Glen Rose | 2-2-1 | 3 | 5-5-1 | |
| 1945 | Glen Rose | 1-5 | 7 | 3-7 | |
| 1946 | John Barnhill | 5-1 | 1t | 6-3-2 | Cotton |
| 1947 | John Barnhill | 1-4-1 | 5t | 6-4-1 | Dixie |
| 1948 | John Barnhill | 2-4 | 5 | 5-5 | |
| 1949 | John Barnhill | 2-4 | 6 | 5-5 | |
| 1950 | Otis Douglas | 1-5 | 7 | 2-8 | |
| 1951 | Otis Douglas | 2-4 | 6 | 5-5 | |
| 1952 | Otis Douglas | 1-5 | 7 | 2-8 | |
| 1953 | Bowden Wyatt | 2-4 | 5 | 3-7 | |
| 1954 | Bowden Wyatt | 5-1 | 1 | 8-3 | Cotton |
| 1955 | Jack Mitchell | 3-2-1 | 4 | 5-4-1 | |
| 1956 | Jack Mitchell | 3-3 | 4 | 6-4 | |
| 1957 | Jack Mitchell | 2-4 | 5t | 6-4 | |
| 1958 | Frank Broyles | 2-4 | 5t | 4-6 | |

| Year | Coach | SEC | SEC Finish | Overall | Bowls |
|------|----------------------|--------|------------|---------|--------------|
| 1959 | Frank Broyles | 5-1 | 1t | 9-2 | Gator |
| 1960 | Frank Broyles | 6-1 | 1 | 8-3 | Cotton |
| 1961 | Frank Broyles | 6-1 | 1t | 8-3 | Sugar |
| 1962 | Frank Broyles | 6-1 | 2 | 9-2 | Sugar |
| 1963 | Frank Broyles | 3-4 | 4 | 5-5 | |
| 1964 | Frank Broyles | 7-0 | 1 | 11-0 | Cotton |
| 1965 | Frank Broyles | 7-0 | 1 | 10-1 | Cotton |
| 1966 | Frank Broyles | 5-2 | 2t | 8-2 | |
| 1967 | Frank Broyles | 3-3-1 | 5 | 4-5-1 | |
| 1968 | Frank Broyles | 6-1 | 1t | 10-1 | Sugar |
| 1969 | Frank Broyles | 6-1 | 2 | 9-2 | Sugar |
| 1970 | Frank Broyles | 6-1 | 2 | 9-2 | |
| 1971 | Frank Broyles | 5-1-1 | 2 | 8-3-1 | Liberty |
| 1972 | Frank Broyles | 3-4 | 4t | 6-5 | |
| 1973 | Frank Broyles | 3-3-1 | 4t | 5-5-1 | |
| 1974 | Frank Broyles | 3-3-1 | 4t | 6-4-1 | |
| 1975 | Frank Broyles | 6-1 | 1t | 10-2 | Cotton |
| 1976 | Frank Broyles | 3-4-1 | 6 | 5-5-1 | |
| 1977 | Lou Holtz | 7-1 | 2 | 11-1 | Orange |
| 1978 | Lou Holtz | 6-2 | 2t | 9-2-1 | Fiesta |
| 1979 | Lou Holtz | 7-1 | 1t | 10-2 | Sugar |
| 1980 | Lou Holtz | 3-5 | 6t | 7-5 | Hall of Fame |
| 1981 | Lou Holtz | 5-3 | 4 | 8-4 | Gator |
| 1982 | Lou Holtz | 5-2-1 | 3 | 9-2-1 | Bluebonnet |
| 1983 | Lou Holtz | 4-4 | 5 | 6-5 | |
| 1984 | Ken Hatfield | 5-3 | 3t | 7-4-1 | Liberty |
| 1985 | Ken Hatfield | 6-2 | 2t | 10-2 | Holiday |
| 1986 | Ken Hatfield | 6-2 | 2t | 9-3 | Orange |
| 1987 | Ken Hatfield | 5-2 | 2t | 9-4 | Liberty |
| 1988 | Ken Hatfield | 7-0 | 1 | 10-2 | Cotton |
| 1989 | Ken Hatfield | 7-1 | 1 | 10-2 | Cotton |
| 1990 | Jack Crowe | 1-7 | 7 | 3-8 | |
| 1991 | Jack Crowe | 5-3 | 2t | 6-6 | Independence |
| 1992 | Jack Crowe/Joe Kines | 3-4-1 | 4-W | 3-7-1 | |
| 1993 | Danny Ford | #4-3-1 | 2-W | #6-4-1 | |
| 1994 | Danny Ford | 2-6 | T4-W | 4-7 | |
| 1995 | Danny Ford | 6-2 | 1-W | 8-5 | Carquest |
| 1996 | Danny Ford | 2-6 | 5-W | 4-7 | |
| 1997 | Danny Ford | 2-6 | T5-W | 4-7 | |
| 1998 | Houston Nutt | 6-2 | T1-W | 9-3 | Citrus |
| 1999 | Houston Nutt | 4-4 | T3-W | 8-4 | Cotton |
| 2000 | Houston Nutt | 3-5 | T5-W | 6-6 | Las Vegas |
| 2001 | Houston Nutt | 4-4 | T3-W | 7-5 | Cotton |
| 2002 | Houston Nutt | 5-3 | T1-W | 9-5 | Music City |
| 2003 | Houston Nutt | 4-4 | 4-W | 9-4 | Independence |
| 2004 | Houston Nutt | 3-5 | T3-W | 5-6 | |
| 2005 | Houston Nutt | 2-6 | 4-W | 4-7 | |
| 2006 | Houston Nutt | 7-1 | 1-W | 10-4 | Capital One |
| 2007 | Houston Nutt | 4-4 | T3-W | 8-5 | ^Cotton |
| 2008 | Bobby Petrino | 2-6 | T4-W | 5-7 | |
| 2009 | Bobby Petrino | 3-5 | T4-W | 8-5 | Liberty |
| 2010 | Bobby Petrino | 6-2 | T2-W | 10-3 | Sugar |
| 2011 | Bobby Petrino | 6-2 | 3-W | 11-2 | Cotton |
| 2012 | John L. Smith | 2-6 | 6-W | 4-8 | |
| 2013 | Bret Bielema | 0-8 | 7-W | 3-9 | |
| 2014 | Bret Bielema | 2-6 | 7-W | 7-6 | Texas |
| 2015 | Bret Bielema | 5-3 | T3-W | 8-5 | Liberty |
| 2016 | Bret Bielema | 3-5 | T5-W | 7-6 | Belk |
| 2017 | Bret Bielema | 1-7 | 7-W | 4-8 | |
| 2018 | Chad Morris | 0-8 | 7-W | 2-10 | |
| 2019 | Chad Morris | 0-8 | 7-W | 2-10 | |
| 2020 | Sam Pittman | 3-7 | 6-W | 3-7 | |
| 2021 | Sam Pittman | 4-4 | T3-W | 9-4 | Outback |
| 2022 | Sam Pittman | 3-5 | | 7-6 | Liberty |
| 2023 | Sam Pittman | 1-7 | T6-W | 4-8 | |

Includes game forfeited to Arkansas; Joined SEC in 1992
^ Reggie Herring coached the bowl game



AUBURN



Hugh Freeze
Head Coach

Overall: 89-50 (12th season)
Auburn: 6-7 (Second season)

2024 SCHEDULE

| | | |
|----------|--------------|------------------|
| Aug. 31 | Alabama A&M | Auburn, Ala. |
| Sept. 7 | California | Auburn, Ala. |
| Sept. 14 | New Mexico | Auburn, Ala. |
| Sept. 21 | Arkansas* | Auburn, Ala. |
| Sept. 28 | Oklahoma* | Auburn, Ala. |
| Oct. 5 | at Georgia* | Athens, Ga. |
| Oct. 19 | at Missouri* | Columbia, Mo. |
| Oct. 26 | at Kentucky* | Lexington, Ky. |
| Nov. 2 | Vanderbilt* | Auburn, Ala. |
| Nov. 16 | ULM | Auburn, Ala. |
| Nov. 23 | Texas A&M* | Auburn, Ala. |
| Nov. 30 | at Alabama* | Tuscaloosa, Ala. |

*SEC game

2023 RESULTS

| | | |
|----------|--------------------------------|----------|
| Sept. 2 | UMass | W, 59-14 |
| Sept. 9 | at California | W, 14-10 |
| Sept. 16 | Samford | W, 45-13 |
| Sept. 23 | at Texas A&M* | L, 27-10 |
| Sept. 30 | Georgia* | L, 27-20 |
| Oct. 14 | at LSU* | L, 48-18 |
| Oct. 21 | Ole Miss* | L, 28-21 |
| Oct. 28 | Mississippi State* | W, 27-13 |
| Nov. 4 | at Vanderbilt* | W, 31-15 |
| Nov. 11 | at Arkansas* | W, 48-10 |
| Nov. 18 | New Mexico State | L, 31-10 |
| Nov. 25 | Alabama* | L, 27-24 |
| Dec. 30 | vs. Maryland (Music City Bowl) | L, 31-13 |

YEAR-BY-YEAR RECORDS

| Year | Coach | SEC | SEC Finish | Overall | Bowls |
|------|---------------------|-------|------------|---------|---------|
| 1892 | Dr. G. Petrie | | | 2-2 | |
| 1893 | G. H. Harvey | | | | |
| | D. M. Balliet | | | 3-0-2 | |
| 1894 | F. M. Hall | | | 1-3 | |
| 1895 | J. W. Heisman | | | 2-1 | |
| 1896 | J. W. Heisman | | | 3-1 | |
| 1897 | J. W. Heisman | | | 2-0-1 | |
| 1898 | J. W. Heisman | | | 2-1 | |
| 1899 | J. W. Heisman | | | 3-1-1 | |
| 1900 | Billy Watkins | | | 4-0 | |
| 1901 | Billy Watkins | | | 2-2-1 | |
| 1902 | R. S. Kent | | | | |
| | Mike Harvey | | | 2-4-1 | |
| 1903 | Billy Bates | | | 4-3 | |
| 1904 | Mike Donahue | | | 5-0 | |
| 1905 | Mike Donahue | | | 2-4 | |
| 1906 | Mike Donahue | | | 1-5-1 | |
| 1907 | W. S. Keinholz | | | 6-2-1 | |
| 1908 | Mike Donahue | | | 6-1 | |
| 1909 | Mike Donahue | | | 5-2 | |
| 1910 | Mike Donahue | | | 6-1 | |
| 1911 | Mike Donahue | | | 4-2-1 | |
| 1912 | Mike Donahue | | | 6-1-1 | |
| 1913 | Mike Donahue | | | 8-0 | |
| 1914 | Mike Donahue | | | 8-0-1 | |
| 1915 | Mike Donahue | | | 6-2 | |
| 1916 | Mike Donahue | | | 6-2 | |
| 1917 | Mike Donahue | | | 6-2-1 | |
| 1918 | Mike Donahue | | | 2-5 | |
| 1919 | Mike Donahue | | | 8-1 | |
| 1920 | Mike Donahue | | | 7-2 | |
| 1921 | Mike Donahue | | | 5-3 | |
| 1922 | Mike Donahue | | | 8-2 | |
| 1923 | Boozer Pitts | | | 3-3-3 | |
| 1924 | Boozer Pitts | | | 4-4-1 | |
| 1925 | Dave Morey | | | 5-3-1 | |
| 1926 | Dave Morey | | | 5-4 | |
| 1927 | Dave Morey | | | 0-3 | |
| | Boozer Pitts | | | 0-4-2 | |
| 1928 | George Bohler | | | 1-8 | |
| 1929 | George Bohler | | | | |
| | John Floyd | | | 2-7 | |
| 1930 | Chet Wynne | | | 3-7 | |
| 1931 | Chet Wynne | | | 5-3-1 | |
| 1932 | Chet Wynne | | | 9-0-1 | |
| 1933 | Chet Wynne | 2-2 | 6t | 5-5 | |
| 1934 | Jack Meagher | 1-6 | 10 | 2-8 | |
| 1935 | Jack Meagher | 5-2 | 4 | 8-2 | |
| 1936 | Jack Meagher | 4-1-1 | 3 | 7-2-2 | Bacardi |
| 1937 | Jack Meagher | 4-1-2 | 3 | 6-2-3 | Orange |
| 1938 | Jack Meagher | 3-3-1 | 7t | 4-5-1 | |
| 1939 | Jack Meagher | 3-3-1 | 5t | 5-5-1 | |
| 1940 | Jack Meagher | 3-2-1 | 5 | 6-4-1 | |
| 1941 | Jack Meagher | 0-4-1 | 11 | 4-5-1 | |
| 1942 | Jack Meagher | 3-3 | 7 | 6-4-1 | |
| 1943 | NO TEAM | | | | |
| 1944 | Carl Voyles | 0-4 | 10t | 4-4 | |
| 1945 | Carl Voyles | 2-3 | 7t | 5-5 | |
| 1946 | Carl Voyles | 1-5 | 10 | 4-6 | |
| 1947 | Carl Voyles | 1-5 | 11 | 2-7 | |
| 1948 | Earl Brown | 0-7 | 12 | 1-8-1 | |
| 1949 | Earl Brown | 2-4-2 | 8 | 2-4-3 | |
| 1950 | Earl Brown | 0-7 | 12 | 0-10 | |
| 1951 | Ralph "Shug" Jordan | 3-4 | 6 | 5-5 | |
| 1952 | Ralph "Shug" Jordan | 0-7 | 12 | 2-8 | |
| 1953 | Ralph "Shug" Jordan | 4-2-1 | 5 | 7-3-1 | Gator |
| 1954 | Ralph "Shug" Jordan | 3-3 | 6t | 8-3 | Gator |
| 1955 | Ralph "Shug" Jordan | 5-1-1 | 2 | 8-2-1 | Gator |
| 1956 | Ralph "Shug" Jordan | 4-3 | 5 | 7-3 | |

| Year | Coach | SEC | SEC Finish | Overall | Bowls |
|------|--------------------------------|-------|------------|---------|-----------------|
| 1957 | Ralph "Shug" Jordan | 7-0 | 1 | 10-0 | |
| 1958 | Ralph "Shug" Jordan | 6-0-1 | 2 | 9-0-1 | |
| 1959 | Ralph "Shug" Jordan | 4-3 | 5 | 7-3 | |
| 1960 | Ralph "Shug" Jordan | 5-2 | 4 | 8-2 | |
| 1961 | Ralph "Shug" Jordan | 3-4 | 7 | 6-4 | |
| 1962 | Ralph "Shug" Jordan | 4-3 | 6 | 6-3-1 | |
| 1963 | Ralph "Shug" Jordan | 6-1 | 2 | 9-2 | Orange |
| 1964 | Ralph "Shug" Jordan | 3-3 | 6 | 6-4 | |
| 1965 | Ralph "Shug" Jordan | 4-1-1 | 2 | 5-5-1 | Liberty |
| 1966 | Ralph "Shug" Jordan | 1-5 | 8 | 4-6 | |
| 1967 | Ralph "Shug" Jordan | 3-3 | 7 | 6-4 | |
| 1968 | Ralph "Shug" Jordan | 4-2 | 3t | 7-4 | Sun |
| 1969 | Ralph "Shug" Jordan | 5-2 | 3 | 8-3 | Bluebonnet |
| 1970 | Ralph "Shug" Jordan | 5-2 | 3 | 9-2 | Gator |
| 1971 | Ralph "Shug" Jordan | 5-1 | 2t | 9-2 | Sugar |
| 1972 | Ralph "Shug" Jordan | 6-1 | 2 | 10-1 | Gator |
| 1973 | Ralph "Shug" Jordan | 2-5 | 8t | 6-6 | Sun |
| 1974 | Ralph "Shug" Jordan | 4-2 | 2t | 10-2 | Gator |
| 1975 | Ralph "Shug" Jordan | 2-4 | 6t | 4-6-1 | |
| 1976 | Doug Barfield | 3-3 | 6t | 4-7 | |
| 1977 | Doug Barfield | 5-1 | 3 | 6-5 | |
| 1978 | Doug Barfield | 3-2-1 | 3 | 6-4-1 | |
| 1979 | Doug Barfield | 4-2 | 3t | 8-3 | |
| 1980 | Doug Barfield | 0-6 | 9t | 5-6 | |
| 1981 | Pat Dye | 2-4 | 6t | 5-6 | |
| 1982 | Pat Dye | 4-2 | 3t | 9-3 | Citrus |
| 1983 | Pat Dye | 6-0 | 1 | 11-1 | Sugar |
| 1984 | Pat Dye | 4-2 | 3t | 9-4 | Liberty |
| 1985 | Pat Dye | 3-3 | 5 | 8-4 | Cotton |
| 1986 | Pat Dye | 4-2 | 2t | 10-2 | Citrus |
| 1987 | Pat Dye | 5-0-1 | 1 | 9-1-2 | Sugar |
| 1988 | Pat Dye | 6-1 | 1t | 10-2 | Sugar |
| 1989 | Pat Dye | 6-1 | 1t | 10-2 | Hall of Fame |
| 1990 | Pat Dye | 4-2-1 | 4 | 8-3-1 | Peach |
| 1991 | Pat Dye | 2-5 | 8 | 5-6 | |
| 1992 | Pat Dye | 2-5-1 | 5-W | 5-5-1 | |
| 1993 | Terry Bowden | 8-0 | | 11-0 | |
| 1994 | Terry Bowden | 6-1-1 | | 9-1-1 | |
| 1995 | Terry Bowden | 5-3 | 2-W | 8-4 | Outback |
| 1996 | Terry Bowden | 4-4 | 3-W | 8-4 | Independence |
| 1997 | Terry Bowden | 6-2 | T1-W | 10-3 | Peach |
| 1998 | Terry Bowden/Bill Oliver | 1-7 | 6-W | 3-8 | |
| 1999 | Tommy Tuberville | 2-6 | 5-W | 5-6 | |
| 2000 | Tommy Tuberville | 6-2 | 1-W | 9-4 | Citrus |
| 2001 | Tommy Tuberville | 5-3 | T1-W | 7-4 | Peach |
| 2002 | Tommy Tuberville | 6-3 | T1-W | 9-4 | Capital One |
| 2003 | Tommy Tuberville | 5-3 | 3-W | 8-5 | Music City |
| 2004 | Tommy Tuberville | 8-0 | 1 | 13-0 | Sugar |
| 2005 | Tommy Tuberville | 7-1 | T1-W | 9-3 | Capital One |
| 2006 | Tommy Tuberville | 6-2 | T2-W | 11-2 | Cotton |
| 2007 | Tommy Tuberville | 5-3 | 2-W | 9-4 | Chick-fil-A |
| 2008 | Tommy Tuberville | 2-6 | T4-W | 5-7 | |
| 2009 | Gene Chizik | 3-5 | T4-W | 8-5 | Outback |
| 2010 | Gene Chizik | 8-0 | 1 | 14-0 | BCS NCG |
| 2011 | Gene Chizik | 4-4 | 4-W | 8-5 | Chick-fil-A |
| 2012 | Gene Chizik | 0-8 | 7-W | 3-9 | |
| 2013 | Gus Malzahn | 7-1 | 1-W | 12-2 | BCS NCG |
| 2014 | Gus Malzahn | 4-4 | T4-W | 8-5 | Outback |
| 2015 | Gus Malzahn | 2-6 | 7-W | 7-6 | Birmingham |
| 2016 | Gus Malzahn | 5-3 | 2-W | 8-5 | Sugar |
| 2017 | Gus Malzahn | 7-1 | T1-W | 10-4 | Peach |
| 2018 | Gus Malzahn | 3-5 | 5-W | 8-5 | Music City Bowl |
| 2019 | Gus Malzahn | 5-3 | 3-W | 9-4 | Outback |
| 2020 | Gus Malzahn/ Kevin Steele | 6-4 | 3-W | 6-5 | Citrus |
| 2021 | Bryan Harsin | 3-5 | 6-W | 6-7 | Birmingham |
| 2022 | Bryan Harsin/ Carnell Williams | 2-6 | T6-W | 5-7 | |
| 2023 | Hugh Freeze | 3-5 | 5-W | 6-7 | Music City |



Billy Napier
Head Coach

Overall: 51-26 (Seventh season)
Florida: 11-14 (Second season)

2024 SCHEDULE

| | | |
|----------|-----------------------|--------------------|
| Aug. 31 | Miami | Gainesville, Fla. |
| Sept. 7 | Samford | Gainesville, Fla. |
| Sept. 14 | Texas A&M* | Gainesville, Fla. |
| Sept. 21 | at Mississippi State* | Starkville, Miss. |
| Oct. 5 | UCF | Gainesville, Fla. |
| Oct. 12 | at Tennessee* | Knoxville, Tenn. |
| Oct. 19 | Kentucky* | Gainesville, Fla. |
| Nov. 2 | vs. Georgia | Jacksonville, Fla. |
| Nov. 9 | at Texas* | Austin, Texas |
| Nov. 16 | LSU* | Gainesville, Fla. |
| Nov. 23 | Ole Miss* | Gainesville, Fla. |
| Nov. 30 | at Florida State | Tallahassee, Fla. |

*SEC game

2023 RESULTS

| | | |
|----------|--------------------|---------------|
| Aug. 31 | at Utah | L, 24-11 |
| Sept. 9 | McNeese State | W, 49-7 |
| Sept. 16 | Tennessee* | W, 29-16 |
| Sept. 23 | Charlotte | W, 22-7 |
| Sept. 30 | at Kentucky* | L, 33-14 |
| Oct. 7 | Vanderbilt* | W, 38-14 |
| Oct. 14 | at South Carolina* | W, 41-39 |
| Oct. 28 | vs. Georgia* | L, 43-20 |
| Nov. 4 | Arkansas* | L, 39-36 (OT) |
| Nov. 11 | at LSU* | L, 52-35 |
| Nov. 18 | at Missouri* | L, 33-31 |
| Nov. 25 | Florida State | L, 24-15 |

YEAR-BY-YEAR RECORDS

| Year | Coach | SEC | SEC Finish | Overall | Bowls |
|------|-----------------|-------|------------|---------|--------|
| 1906 | Jack Forsythe | 5-3 | | | |
| 1907 | Jack Forsythe | 4-1-1 | | | |
| 1908 | Jack Forsythe | 5-2-1 | | | |
| 1909 | G.E. Pyle | 6-1-1 | | | |
| 1910 | G.E. Pyle | 6-1 | | | |
| 1911 | G.E. Pyle | 5-0-1 | | | |
| 1912 | G.E. Pyle | 5-2-1 | | | |
| 1913 | G.E. Pyle | 4-3 | | | |
| 1914 | Charles McCoy | 5-2 | | | |
| 1915 | Charles McCoy | 4-3 | | | |
| 1916 | Charles McCoy | 0-5 | | | |
| 1917 | A.L. Busser | 2-4 | | | |
| 1918 | A.L. Busser | 0-1 | | | |
| 1919 | A.L. Busser | 5-3 | | | |
| 1920 | William Kline | 6-3 | | | |
| 1921 | William Kline | 6-3-2 | | | |
| 1922 | William Kline | 7-2 | | | |
| 1923 | J.A. VanFleet | 6-1-2 | | | |
| 1924 | J.A. VanFleet | 6-2-2 | | | |
| 1925 | H.L. Sebring | 8-2 | | | |
| 1926 | H.L. Sebring | 2-6-2 | | | |
| 1927 | H.L. Sebring | 7-3 | | | |
| 1928 | Charles Bachman | 8-1 | | | |
| 1929 | Charles Bachman | 8-2 | | | |
| 1930 | Charles Bachman | 6-3-1 | | | |
| 1931 | Charles Bachman | 2-6-2 | | | |
| 1932 | Charles Bachman | 3-6 | | | |
| 1933 | D.K. Stanley | 2-3 | 9t | 5-3-1 | – |
| 1934 | D.K. Stanley | 2-2-1 | 7 | 6-3-1 | – |
| 1935 | D.K. Stanley | 1-6 | 12 | 3-7 | – |
| 1936 | Josh Cody | 1-5 | 11 | 4-6 | – |
| 1937 | Josh Cody | 3-4 | 8 | 4-7 | – |
| 1938 | Josh Cody | 2-2-1 | 7 | 4-5-1 | – |
| 1939 | Josh Cody | 0-3-1 | 12 | 5-5-1 | – |
| 1940 | Thomas Lieb | 2-3 | 8t | 5-5 | – |
| 1941 | Thomas Lieb | 1-3 | 10 | 4-6 | – |
| 1942 | Thomas Lieb | 1-3 | 9 | 4-5 | – |
| 1943 | NO TEAM | – | – | – | – |
| 1944 | Thomas Lieb | 0-3 | 10t | 4-3 | – |
| 1945 | Thomas Lieb | 1-3-1 | 10t | 4-5-1 | – |
| 1946 | Raymond Wolf | 0-5 | 12 | 0-9 | – |
| 1947 | Raymond Wolf | 0-3-1 | 12 | 4-5-1 | – |
| 1948 | Raymond Wolf | 1-5 | 10t | 5-5 | – |
| 1949 | Raymond Wolf | 1-4-1 | 10t | 4-5-1 | – |
| 1950 | Bob Woodruff | 2-4 | 10 | 5-5 | – |
| 1951 | Bob Woodruff | 2-4 | 9t | 5-5 | – |
| 1952 | Bob Woodruff | 3-3 | 6 | 7-3 | Gator |
| 1953 | Bob Woodruff | 1-3-2 | 9 | 3-5-2 | – |
| 1954 | Bob Woodruff | 5-2 | 3t | 5-5 | – |
| 1955 | Bob Woodruff | 3-5 | 10 | 4-6 | – |
| 1956 | Bob Woodruff | 5-2 | 3 | 6-3-1 | – |
| 1957 | Bob Woodruff | 4-2-1 | 3t | 6-2-1 | – |
| 1958 | Bob Woodruff | 2-3-1 | 8t | 6-4-1 | Gator |
| 1959 | Bob Woodruff | 2-4 | 9 | 5-4-1 | – |
| 1960 | Ray Graves | 5-1 | 2 | 9-2 | Gator |
| 1961 | Ray Graves | 3-3 | 6 | 4-5-1 | – |
| 1962 | Ray Graves | 4-2 | 5 | 7-4 | Gator |
| 1963 | Ray Graves | 3-3-1 | 7 | 6-3-1 | – |
| 1964 | Ray Graves | 4-2 | 2t | 7-3 | – |
| 1965 | Ray Graves | 4-2 | 3 | 7-4 | Sugar |
| 1966 | Ray Graves | 5-1 | 3 | 9-2 | Orange |

| Year | Coach | SEC | SEC Finish | Overall | Bowls |
|------|-------------------------|-------|------------|---------|----------------------|
| 1967 | Ray Graves | 4-2 | 3t | 6-4 | – |
| 1968 | Ray Graves | 3-2-1 | 6t | 6-3-1 | – |
| 1969 | Ray Graves | 3-1-1 | 4 | 9-1-1 | Gator |
| 1970 | Doug Dickey | 3-3 | 5t | 7-4 | – |
| 1971 | Doug Dickey | 1-6 | 8t | 4-7 | – |
| 1972 | Doug Dickey | 3-3-1 | 6 | 5-5-1 | – |
| 1973 | Doug Dickey | 3-4 | 5t | 7-5 | Tangerine |
| 1974 | Doug Dickey | 3-3 | 4t | 8-4 | Sugar |
| 1975 | Doug Dickey | 5-1 | 2t | 9-3 | Gator |
| 1976 | Doug Dickey | 4-2 | 4 | 8-4 | Sun |
| 1977 | Doug Dickey | 3-3 | 5 | 6-4-1 | – |
| 1978 | Doug Dickey | 3-3 | 4t | 4-7 | – |
| 1979 | Charley Pell | 0-6 | 9t | 0-10-1 | – |
| 1980 | Charley Pell | 4-2 | 4t | 8-4 | Tangerine |
| 1981 | Charley Pell | 3-3 | 4t | 7-5 | Peach |
| 1982 | Charley Pell | 3-3 | 6t | 8-4 | Bluebonnet |
| 1983 | Charley Pell | 4-2 | 3t | 9-2-1 | Gator |
| 1984 | Charley Pell/Galen Hall | 5-0-1 | * | 9-1-1 | – |
| 1985 | Galen Hall | 5-1 | * | 9-1-1 | – |
| 1986 | Galen Hall | 2-4 | 7t | 6-5 | – |
| 1987 | Galen Hall | 3-3 | 6 | 6-6 | Aloha |
| 1988 | Galen Hall | 4-3 | 4t | 7-5 | All-American |
| 1989 | Galen Hall/Gary Darnell | 4-3 | 4t | 7-5 | Freedom |
| 1990 | Steve Spurrier | 6-1 | – | 9-2 | – |
| 1991 | Steve Spurrier | 7-0 | 1 | 10-2 | Sugar |
| 1992 | Steve Spurrier | 6-2 | T1-E | 9-4 | Gator |
| 1993 | Steve Spurrier | 7-1 | 1 | 11-2 | Sugar |
| 1994 | Steve Spurrier | 7-1 | 1 | 10-2-1 | Sugar |
| 1995 | Steve Spurrier | 8-0 | 1 | 12-1 | Fiesta |
| 1996 | Steve Spurrier | 8-0 | 1 | 12-1 | Sugar |
| 1997 | Steve Spurrier | 6-2 | T2-E | 10-2 | Citrus |
| 1998 | Steve Spurrier | 7-1 | 2-E | 10-2 | Orange |
| 1999 | Steve Spurrier | 7-1 | 1-E | 9-4 | Citrus |
| 2000 | Steve Spurrier | 7-1 | 1 | 10-3 | Sugar |
| 2001 | Steve Spurrier | 6-2 | 2-E | 10-2 | Orange |
| 2002 | Ron Zook | 6-2 | 2-E | 8-5 | Outback |
| 2003 | Ron Zook | 6-2 | T1-E | 8-5 | Outback |
| 2004 | Ron Zook | 4-4 | T3-E | 7-5 | Peach |
| 2005 | Urban Meyer | 5-3 | T2-E | 9-3 | Outback |
| 2006 | Urban Meyer | 7-1 | 1 | 13-1 | BCS Title |
| 2007 | Urban Meyer | 5-3 | 3-E | 9-4 | Capital One |
| 2008 | Urban Meyer | 7-1 | 1 | 13-1 | BCS Title |
| 2009 | Urban Meyer | 8-0 | 1-E | 13-1 | Sugar |
| 2010 | Urban Meyer | 4-4 | 2-E | 8-5 | Outback |
| 2011 | Will Muschamp | 3-5 | 3-E | 7-6 | Gator |
| 2012 | Will Muschamp | 7-1 | 2-E | 11-2 | Sugar |
| 2013 | Will Muschamp | 3-5 | 5-E | 4-8 | – |
| 2014 | Will Muschamp | 4-4 | 3-E | 7-5 | Birmingham |
| 2015 | Jim McElwain | 7-1 | 1-E | 10-4 | Citrus |
| 2016 | Jim McElwain | 6-2 | 1-E | 9-4 | Outback |
| 2017 | Jim McElwain | 3-5 | 4-E | 4-7 | – |
| 2018 | Dan Mullen | 5-3 | T2-E | 10-3 | Peach |
| 2019 | Dan Mullen | 6-2 | 2-E | 11-2 | Orange |
| 2020 | Dan Mullen | 8-2 | 1-E | 8-4 | Cotton |
| 2021 | Dan Mullen | 2-6 | 6-E | 6-7 | Gasparilla |
| 2022 | Billy Napier | 3-5 | 5-E | 6-7 | SRS Distr. Las Vegas |
| 2023 | Billy Napier | 3-5 | T5-E | 5-7 | – |

*position vacated in standings



GEORGIA



Kirby Smart
Head Coach

Overall: 94-16 (Ninth season)
Georgia: Same

2024 SCHEDULE

| | | |
|----------|--------------------|--------------------|
| Aug. 31 | vs. Clemson | Atlanta, Ga. |
| Sept. 7 | Tennessee Tech | Athens, Ga. |
| Sept. 14 | at Kentucky* | Lexington, Ky. |
| Sept. 28 | at Alabama* | Tuscaloosa, Ala. |
| Oct. 5 | Auburn* | Athens, Ga. |
| Oct. 12 | Mississippi State* | Athens, Ga. |
| Oct. 19 | at Texas* | Austin, Texas |
| Nov. 2 | vs. Florida* | Jacksonville, Fla. |
| Nov. 9 | at Ole Miss* | Oxford, Miss. |
| Nov. 16 | Tennessee* | Athens, Ga. |
| Nov. 23 | UMass | Athens, Ga. |
| Nov. 29 | Georgia Tech | Athens, Ga. |

*SEC game

2023 RESULTS

| | | |
|----------|---------------------------------|----------|
| Sept. 2 | UT Martin | W, 48-7 |
| Sept. 9 | Ball State | W, 45-3 |
| Sept. 16 | South Carolina* | W, 24-14 |
| Sept. 23 | UAB | W, 49-21 |
| Sept. 30 | at Auburn* | W, 27-20 |
| Oct. 7 | Kentucky* | W, 51-13 |
| Oct. 14 | at Vanderbilt* | W, 37-20 |
| Oct. 28 | vs. Florida* | W, 43-20 |
| Nov. 4 | Missouri* | W, 30-21 |
| Nov. 11 | Ole Miss* | W, 52-17 |
| Nov. 18 | at Tennessee* | W, 38-10 |
| Nov. 25 | at Georgia Tech | W, 31-23 |
| Dec. 2 | vs. Alabama (SEC Championship) | L, 27-24 |
| Dec.. 30 | vs. Florida State (Orange Bowl) | W, 63-3 |

YEAR-BY-YEAR RECORDS

| Year | Coach | SEC | SEC Finish | Overall | Bowls |
|------|----------------------------|-------|------------|---------|--------------|
| 1892 | Dr. Charles Herty | 1-1 | | | |
| 1893 | Ernest Brown | 2-2-1 | | | |
| 1894 | Robert Winston | 5-1 | | | |
| 1895 | Glenn "Pop" Warner | 3-4 | | | |
| 1896 | Glenn "Pop" Warner | 4-0 | | | |
| 1897 | Charles McCarthy | 2-1 | | | |
| 1898 | Charles McCarthy | 4-2 | | | |
| 1899 | Gordon Saussy | 2-3-1 | | | |
| 1900 | E. E. Jones | 2-4 | | | |
| 1901 | Billy Reynolds | 1-5-2 | | | |
| 1902 | Billy Reynolds | 4-2-1 | | | |
| 1903 | M. M. Dickinson | 3-4 | | | |
| 1904 | Charles A. Barnard | 1-5 | | | |
| 1905 | M. M. Dickinson | 1-5 | | | |
| 1906 | W. S. Whitney | 2-4-1 | | | |
| 1907 | W. S. Whitney | 4-3-1 | | | |
| 1908 | Branch Bocock | 5-2-1 | | | |
| 1909 | J. Coulter Frank Dobson | 1-4-2 | | | |
| 1910 | W. A. Cunningham | 6-2-1 | | | |
| 1911 | W. A. Cunningham | 7-1-1 | | | |
| 1912 | W. A. Cunningham | 6-1-1 | | | |
| 1913 | W. A. Cunningham | 6-2 | | | |
| 1914 | W. A. Cunningham | 3-5-1 | | | |
| 1915 | W. A. Cunningham | 5-2-2 | | | |
| 1916 | W. A. Cunningham | 6-3 | | | |
| 1919 | W. A. Cunningham | 4-2-3 | | | |
| 1920 | H. J. Stegeman | 8-0-1 | | | |
| 1921 | H. J. Stegeman | 7-2-1 | | | |
| 1922 | H. J. Stegeman | 5-4-1 | | | |
| 1923 | George Woodruff | 5-3-1 | | | |
| 1924 | George Woodruff | 7-3 | | | |
| 1925 | George Woodruff | 4-5 | | | |
| 1926 | George Woodruff | 5-4 | | | |
| 1927 | George Woodruff | 9-1 | | | |
| 1928 | Harry Mehre | 4-5 | | | |
| 1929 | Harry Mehre | 6-4 | | | |
| 1930 | Harry Mehre | 7-2-1 | | | |
| 1931 | Harry Mehre | 8-2 | | | |
| 1932 | Harry Mehre | 2-5-2 | | | |
| 1933 | Harry Mehre | 3-1 | 3 | 8-2 | - |
| 1934 | Harry Mehre | 3-2 | 5 | 7-3 | - |
| 1935 | Harry Mehre | 2-4 | 11 | 6-4 | - |
| 1936 | Harry Mehre | 3-3 | 6 | 5-4-1 | - |
| 1937 | Harry Mehre | 1-2-2 | 10 | 6-3-2 | - |
| 1938 | Joel Hunt | 1-2-1 | 9 | 5-4-1 | - |
| 1939 | Wally Butts | 1-3 | 9 | 5-6 | - |
| 1940 | Wally Butts | 2-3-1 | 7 | 5-4-1 | - |
| 1941 | Wally Butts | 3-1-1 | 4 | 9-1-1 | Orange |
| 1942 | Wally Butts | 6-1 | 1 | 11-1 | Rose |
| 1943 | Wally Butts | 0-3 | 4t | 6-4 | - |
| 1944 | Wally Butts | 4-2 | 3 | 7-3 | - |
| 1945 | Wally Butts | 4-2 | 4 | 9-2 | Oil |
| 1946 | Wally Butts | 5-0 | 1t | 11-0 | Sugar |
| 1947 | Wally Butts | 3-3 | 4t | 7-4-1 | Gator |
| 1948 | Wally Butts | 6-0 | 1 | 9-2 | Orange |
| 1949 | Wally Butts | 1-4-1 | 10t | 4-6-1 | - |
| 1950 | Wally Butts | 3-2-1 | 6 | 6-2-3 | Presidential |
| 1951 | Wally Butts | 2-4 | 9t | 5-5 | - |
| 1952 | Wally Butts | 4-3 | 5 | 7-4 | - |
| 1953 | Wally Butts | 1-5 | 10t | 3-7 | - |
| 1954 | Wally Butts | 3-2-1 | 5 | 6-3-1 | - |
| 1955 | Wally Butts | 2-5 | 11 | 4-6 | - |
| 1956 | Wally Butts | 1-6 | 12 | 3-6-1 | - |
| 1957 | Wally Butts | 3-4 | 9 | 3-7 | - |
| 1958 | Wally Butts | 2-4 | 10 | 4-6 | - |
| 1959 | Wally Butts | 7-0 | 1 | 10-1 | Orange |
| 1960 | Wally Butts | 4-3 | 6 | 6-4 | - |

| Year | Coach | SEC | SEC Finish | Overall | Bowls |
|------|-----------------|-------|------------|---------|------------------|
| 1961 | Johnny Griffith | 2-5 | 9 | 3-7 | - |
| 1962 | Johnny Griffith | 2-3-1 | 7t | 3-4-3 | - |
| 1963 | Johnny Griffith | 2-4 | 9 | 4-5-1 | - |
| 1964 | Vince Dooley | 4-2 | 2t | 7-3-1 | Sun |
| 1965 | Vince Dooley | 3-3 | 6t | 6-4 | - |
| 1966 | Vince Dooley | 6-0 | 1t | 10-1 | Cotton |
| 1967 | Vince Dooley | 4-2 | 3t | 7-4 | Liberty |
| 1968 | Vince Dooley | 5-0-1 | 1 | 8-1-2 | Sugar |
| 1969 | Vince Dooley | 2-3-1 | 6 | 5-5-1 | Sun |
| 1970 | Vince Dooley | 3-3 | 5t | 5-5 | - |
| 1971 | Vince Dooley | 5-1 | 2t | 11-1 | Gator |
| 1972 | Vince Dooley | 4-3 | 5 | 7-4 | - |
| 1973 | Vince Dooley | 3-4 | 5t | 7-4-1 | Peach |
| 1974 | Vince Dooley | 4-2 | 2t | 6-6 | Tangerine |
| 1975 | Vince Dooley | 5-1 | 2t | 9-3 | Cotton |
| 1976 | Vince Dooley | 5-1 | 1t | 10-2 | Sugar |
| 1977 | Vince Dooley | 2-4 | 7 | 5-6 | - |
| 1978 | Vince Dooley | 5-0-1 | 2 | 9-2-1 | Bluebonnet |
| 1979 | Vince Dooley | 5-1 | 2 | 6-5 | - |
| 1980 | Vince Dooley | 6-0 | 1 | 12-0 | Sugar |
| 1981 | Vince Dooley | 6-0 | 1t | 10-2 | Sugar |
| 1982 | Vince Dooley | 6-0 | 1 | 11-1 | Sugar |
| 1983 | Vince Dooley | 5-1 | 2 | 10-1-1 | Cotton |
| 1984 | Vince Dooley | 4-2 | 3t | 7-4-1 | Citrus |
| 1985 | Vince Dooley | 3-2-1 | 4 | 7-3-2 | Sun |
| 1986 | Vince Dooley | 4-2 | 2t | 8-4 | Hall of Fame |
| 1987 | Vince Dooley | 4-2 | 4t | 8-4 | Liberty |
| 1988 | Vince Dooley | 5-2 | 3 | 9-3 | Gator |
| 1989 | Ray Goff | 4-3 | 4t | 6-6 | Peach |
| 1990 | Ray Goff | 2-5 | 6t | 4-7 | - |
| 1991 | Ray Goff | 4-3 | 4t | 9-3 | Independence |
| 1992 | Ray Goff | 6-2 | T1-E | 10-2 | Citrus |
| 1993 | Ray Goff | 2-6 | 4-E | 5-6 | - |
| 1994 | Ray Goff | 3-4-1 | 4-E | 6-4-1 | - |
| 1995 | Ray Goff | 3-5 | 3-E | 6-6 | Peach |
| 1996 | Jim Donnan | 3-5 | 4-E | 5-6 | - |
| 1997 | Jim Donnan | 6-2 | 2-E | 10-2 | Outback |
| 1998 | Jim Donnan | 6-2 | 3-E | 9-3 | Peach |
| 1999 | Jim Donnan | 5-3 | 3-E | 8-4 | Outback |
| 2000 | Jim Donnan | 5-3 | T2-E | 8-4 | Oahu |
| 2001 | Mark Richt | 5-3 | T3-E | 8-4 | Music City |
| 2002 | Mark Richt | 7-1 | 1-E | 13-1 | Sugar |
| 2003 | Mark Richt | 6-2 | T1-E | 11-3 | Capital One |
| 2004 | Mark Richt | 6-2 | 2-E | 10-2 | Outback |
| 2005 | Mark Richt | 6-2 | 1-E | 10-3 | Sugar |
| 2006 | Mark Richt | 4-4 | T3-E | 9-4 | Chick-fil-A |
| 2007 | Mark Richt | 6-2 | T1-E | 11-2 | Sugar |
| 2008 | Mark Richt | 6-2 | 2-E | 10-3 | Capital One |
| 2009 | Mark Richt | 4-4 | T2-E | 8-5 | Independence |
| 2010 | Mark Richt | 3-5 | T3-E | 6-7 | Liberty |
| 2011 | Mark Richt | 7-1 | 1-E | 10-4 | Outback |
| 2012 | Mark Richt | 7-1 | 1-E | 12-2 | Capital One |
| 2013 | Mark Richt | 5-3 | 3-E | 8-5 | Gator |
| 2014 | Mark Richt | 6-2 | 2-E | 10-3 | Belk |
| 2015 | Mark Richt | 5-3 | 2-E | 9-3 | N/A |
| 2015 | Bryan McClendon | 0-0 | N/A | 1-0 | TaxSlayer |
| 2016 | Kirby Smart | 4-4 | T2-E | 8-5 | Liberty |
| 2017 | Kirby Smart | 7-1 | 1-E | 13-2 | Rose & CFP NCG |
| 2018 | Kirby Smart | 7-1 | 1-E | 11-3 | Sugar |
| 2019 | Kirby Smart | 7-1 | 1-E | 12-2 | Sugar |
| 2020 | Kirby Smart | 7-2 | 2-E | 8-2 | Peach |
| 2021 | Kirby Smart | 8-0 | 1-E | 14-1 | Orange & CFP NCG |
| 2022 | Kirby Smart | 8-0 | 1-E | 15-0 | Peach & CFP NCG |
| 2023 | Kirby Smart | 8-0 | 1-E | 13-1 | Orange |



Mark Stoops
Head Coach

Overall: 73-65 (12th season)
Kentucky: Same

2024 SCHEDULE

| | | |
|----------|-----------------|-------------------|
| Aug. 31 | Southern Miss | Lexington, Ky. |
| Sept. 7 | South Carolina* | Lexington, Ky. |
| Sept. 14 | Georgia* | Lexington, Ky. |
| Sept. 21 | Ohio | Lexington, Ky. |
| Sept. 28 | at Ole Miss* | Oxford, Miss. |
| Oct. 12 | Vanderbilt* | Lexington, Ky. |
| Oct. 19 | at Florida* | Gainesville, Fla. |
| Oct. 26 | Auburn* | Lexington, Ky. |
| Nov. 2 | at Tennessee* | Knoxville, Tenn. |
| Nov. 16 | Murray State | Lexington, Ky. |
| Nov. 23 | at Texas* | Austin, Texas |
| Nov. 30 | Louisville | Lexington, Ky. |

*SEC game

2023 RESULTS

| | | |
|----------|--------------------------|----------|
| Sept. 2 | Ball State | W, 44-14 |
| Sept. 9 | Eastern Kentucky | W, 28-17 |
| Sept. 16 | Akron | W, 35-3 |
| Sept. 23 | at Vanderbilt* | W, 45-28 |
| Sept. 30 | Florida* | W, 33-14 |
| Oct. 7 | at Georgia* | L, 51-13 |
| Oct. 14 | Missouri* | L, 38-21 |
| Oct. 28 | Tennessee* | L, 33-27 |
| Nov. 4 | Mississippi State* | W, 24-3 |
| Nov. 11 | Alabama* | L, 49-21 |
| Nov. 18 | at South Carolina* | L, 17-14 |
| Nov. 25 | at Louisville | L, 38-31 |
| Dec. 29 | vs. Clemson (Gator Bowl) | L, 38-35 |

YEAR-BY-YEAR RECORDS

| Year | Coach | SEC | SEC Finish | Overall | Bowls |
|------|--------------------|-------|------------|---------|-------------|
| 1881 | Unknown | | | 1-2 | |
| 1891 | Unknown | | | 1-1 | |
| 1892 | Prof. A. M. Miller | | | 2-4-1 | |
| 1893 | John A. Thompson | | | 5-2-1 | |
| 1894 | W. P. Finney | | | 5-2 | |
| 1895 | Charles Mason | | | 4-5 | |
| 1896 | Dudley Short | | | 3-6 | |
| 1897 | Lyman B. Eaton | | | 2-4 | |
| 1898 | W. R. Bass | | | 7-0 | |
| 1899 | W. R. Bass | | | 5-2-2 | |
| 1900 | W. H. Kiler | | | 4-6 | |
| 1901 | W. H. Kiler | | | 2-6-1 | |
| 1902 | E. W. McLeod | | | 3-5-1 | |
| 1903 | C. A. Wright | | | 7-1 | |
| 1904 | F. E. Schact | | | 9-1 | |
| 1905 | F. E. Schact | | | 6-3-1 | |
| 1906 | J. White Guyn | | | 4-3 | |
| 1907 | J. White Guyn | | | 9-1-1 | |
| 1908 | J. White Guyn | | | 4-3 | |
| 1909 | E. R. Sweetland | | | 9-1 | |
| 1910 | E. R. Sweetland | | | 7-2 | |
| 1911 | P. P. Douglass | | | 7-3 | |
| 1912 | E. R. Sweetland | | | 7-2 | |
| 1913 | Alpha Brumage | | | 6-2 | |
| 1914 | Alpha Brumage | | | 5-3 | |
| 1915 | J. J. Tigert | | | 6-1-1 | |
| 1916 | J. J. Tigert | | | 4-1-2 | |
| 1917 | S. A. Boles | | | 3-5-1 | |
| 1918 | Andy Gill | | | 2-1 | |
| 1919 | Andy Gill | | | 3-4-1 | |
| 1920 | W. J. Juneau | | | 3-4-1 | |
| 1921 | W. J. Juneau | | | 4-3-1 | |
| 1922 | W. J. Juneau | | | 6-3 | |
| 1923 | J. J. Winn | | | 4-3-2 | |
| 1924 | Fred J. Murphy | | | 4-5 | |
| 1925 | Fred J. Murphy | | | 6-3 | |
| 1926 | Fred J. Murphy | | | 2-6-1 | |
| 1927 | Harry Gamage | | | 3-6-1 | |
| 1928 | Harry Gamage | | | 4-3-1 | |
| 1929 | Harry Gamage | | | 6-1-1 | |
| 1930 | Harry Gamage | | | 5-3 | |
| 1931 | Harry Gamage | | | 5-2-2 | |
| 1932 | Harry Gamage | | | 4-5 | |
| 1933 | Harry Gamage | 2-3 | 9t | 5-5 | |
| 1934 | C.A. Wynne | 1-3 | 9 | 5-5 | |
| 1935 | C.A. Wynne | 3-3 | 6t | 5-4 | |
| 1936 | C.A. Wynne | 1-3 | 10 | 6-4 | |
| 1937 | C.A. Wynne | 0-5 | 11t | 4-6 | |
| 1938 | A.D. Kirwan | 0-4 | 12t | 2-7 | |
| 1939 | A.D. Kirwan | 2-2-1 | 5t | 6-2-1 | |
| 1940 | A.D. Kirwan | 1-2-2 | 9 | 5-3-2 | |
| 1941 | A.D. Kirwan | 0-4 | 12 | 5-4 | |
| 1942 | A.D. Kirwan | 0-5 | 11t | 3-6-1 | |
| 1943 | NO TEAM | | | | |
| 1944 | A.D. Kirwan | 1-5 | 9 | 3-6 | |
| 1945 | Bernie Shively | 0-5 | 12 | 2-8 | |
| 1946 | Paul "Bear" Bryant | 2-3 | 8 | 7-3 | |
| 1947 | Paul "Bear" Bryant | 2-3 | 9t | 8-3 | Great Lakes |
| 1948 | Paul "Bear" Bryant | 1-3-1 | 9 | 5-3-2 | |
| 1949 | Paul "Bear" Bryant | 4-1 | 2 | 9-3 | Orange |
| 1950 | Paul "Bear" Bryant | 5-1 | 1 | 11-1 | Sugar |
| 1951 | Paul "Bear" Bryant | 3-3 | 5 | 8-4 | Cotton |
| 1952 | Paul "Bear" Bryant | 1-3-2 | 9 | 5-4-2 | |
| 1953 | Paul "Bear" Bryant | 4-1-1 | 2t | 7-2-1 | |
| 1954 | Blanton Collier | 5-2 | 3t | 7-3 | |
| 1955 | Blanton Collier | 3-3-1 | 6t | 6-3-1 | |
| 1956 | Blanton Collier | 4-4 | 6t | 6-4 | |
| 1957 | Blanton Collier | 1-7 | 12 | 3-7 | |

| Year | Coach | SEC | SEC Finish | Overall | Bowls |
|------|------------------|-------|------------|---------|--------------|
| 1958 | Blanton Collier | 3-4-1 | 6t | 5-4-1 | |
| 1959 | Blanton Collier | 1-6 | 10 | 4-6 | |
| 1960 | Blanton Collier | 2-4-1 | 9 | 5-4-1 | |
| 1961 | Blanton Collier | 2-4 | 8 | 5-5 | |
| 1962 | Charlie Bradshaw | 2-3-1 | 7t | 3-5-2 | |
| 1963 | Charlie Bradshaw | 0-5-1 | 11 | 3-6-1 | |
| 1964 | Charlie Bradshaw | 4-2 | 2t | 5-5 | |
| 1965 | Charlie Bradshaw | 3-3 | 6t | 6-4 | |
| 1966 | Charlie Bradshaw | 2-4 | 7 | 3-6-1 | |
| 1967 | Charlie Bradshaw | 1-6 | 8 | 2-8 | |
| 1968 | Charlie Bradshaw | 0-7 | 10 | 3-7 | |
| 1969 | John Ray | 1-6 | 9 | 2-8 | |
| 1970 | John Ray | 0-7 | 10 | 2-9 | |
| 1971 | John Ray | 1-6 | 8t | 3-8 | |
| 1972 | John Ray | 2-5 | 7t | 3-8 | |
| 1973 | Fran Curci | 3-4 | 5t | 5-6 | |
| 1974 | Fran Curci | 3-3 | 4t | 6-5 | |
| 1975 | Fran Curci | 0-6 | 9t | 2-8-1 | |
| 1976 | Fran Curci | 5-1 | 1t | 9-3 | Peach |
| 1977 | Fran Curci | 6-0 | * | 10-1 | |
| 1978 | Fran Curci | 2-4 | 7t | 4-6-1 | |
| 1979 | Fran Curci | 3-3 | 5t | 5-6 | |
| 1980 | Fran Curci | 1-5 | 8 | 3-8 | |
| 1981 | Fran Curci | 2-4 | 6t | 3-8 | |
| 1982 | Jerry Claiborne | 0-6 | 9t | 0-10-1 | |
| 1983 | Jerry Claiborne | 2-4 | 7 | 6-5-1 | Hall of Fame |
| 1984 | Jerry Claiborne | 3-3 | 5t | 9-3 | Hall of Fame |
| 1985 | Jerry Claiborne | 1-5 | 8 | 5-6 | |
| 1986 | Jerry Claiborne | 2-4 | 7t | 5-5-1 | |
| 1987 | Jerry Claiborne | 1-5 | 7t | 5-6 | |
| 1988 | Jerry Claiborne | 2-5 | 8t | 5-6 | |
| 1989 | Jerry Claiborne | 2-5 | 7t | 6-5 | |
| 1990 | Bill Curry | 3-4 | 5 | 4-7 | |
| 1991 | Bill Curry | 0-7 | 10 | 3-8 | |
| 1992 | Bill Curry | 2-6 | T5-E | 4-7 | |
| 1993 | Bill Curry | 4-4 | 3-E | 6-6 | Peach |
| 1994 | Bill Curry | 0-8 | 6-E | 1-10 | |
| 1995 | Bill Curry | 2-6 | 5-E | 4-7 | |
| 1996 | Bill Curry | 3-5 | T4-E | 4-7 | |
| 1997 | Hal Mumme | 2-6 | 5-E | 5-6 | |
| 1998 | Hal Mumme | 4-4 | 4-E | 7-5 | Outback |
| 1999 | Hal Mumme | 4-4 | 4-E | 6-6 | Music City |
| 2000 | Hal Mumme | 0-8 | 6-E | 2-9 | |
| 2001 | Guy Morriss | 1-7 | 5-E | 2-9 | |
| 2002 | Guy Morriss | 3-5 | * | 7-5 | |
| 2003 | Rich Brooks | 1-7 | 6-E | 4-8 | |
| 2004 | Rich Brooks | 1-7 | T5-E | 2-9 | |
| 2005 | Rich Brooks | 2-6 | 6-E | 3-8 | |
| 2006 | Rich Brooks | 4-4 | T3-E | 8-5 | Music City |
| 2007 | Rich Brooks | 3-5 | T4-E | 8-5 | Music City |
| 2008 | Rich Brooks | 2-6 | 6-E | 7-6 | Liberty |
| 2009 | Rich Brooks | 3-5 | T4-E | 7-6 | Music City |
| 2010 | Joker Phillips | 2-6 | 5-E | 6-7 | BBVA Compass |
| 2011 | Joker Phillips | 2-6 | T4-E | 5-7 | |
| 2012 | Joker Phillips | 0-8 | 7-E | 2-10 | |
| 2013 | Mark Stoops | 0-8 | 7-E | 2-10 | |
| 2014 | Mark Stoops | 2-6 | 6-E | 5-7 | |
| 2015 | Mark Stoops | 2-6 | T4-E | 5-7 | |
| 2016 | Mark Stoops | 4-4 | T2-E | 7-6 | TaxSlayer |
| 2017 | Mark Stoops | 4-4 | T3-E | 7-6 | Music City |
| 2018 | Mark Stoops | 5-3 | T2-E | 10-3 | Citrus |
| 2019 | Mark Stoops | 3-5 | T4-E | 8-5 | Belk |
| 2020 | Mark Stoops | 4-6 | 4-E | 5-6 | Gator |
| 2021 | Mark Stoops | 5-3 | 2-E | 10-3 | Citrus |
| 2022 | Mark Stoops | 3-5 | T4-E | 7-6 | Music City |
| 2023 | Mark Stoops | 3-5 | T5-E | 7-6 | Gator |

*did not count in standings due to NCAA probation period.



Brian Kelly
Head Coach

Overall: 186-69 (21st season)
LSU: 20-7 (Third season)

2024 SCHEDULE

| | | |
|----------|--------------------|------------------------------|
| Sept. 1 | vs. USC | Las Vegas, Nev. |
| Sept. 7 | Nicholls | Baton Rouge, La. |
| Sept. 14 | at South Carolina* | Columbia, S.C. |
| Sept. 21 | UCLA | Baton Rouge, La. |
| Sept. 28 | South Alabama | Baton Rouge, La. |
| Oct. 12 | Ole Miss* | Baton Rouge, La. |
| Oct. 19 | at Arkansas* | Fayetteville, Ark. |
| Oct. 26 | at Texas A&M* | Bryan-College Station, Texas |
| Nov. 9 | Alabama* | Tuscaloosa, Ala. |
| Nov. 16 | at Florida* | Gainesville, Fla. |
| Nov. 23 | Vanderbilt* | Baton Rouge, La. |
| Nov. 30 | Oklahoma* | Baton Rouge, La. |

*SEC game

2023 RESULTS

| | | |
|----------|---------------------------------|----------|
| Sept. 3 | vs. Florida State | L, 45-24 |
| Sept. 9 | Grambling | W, 72-10 |
| Sept. 16 | at Mississippi State* | W, 41-14 |
| Sept. 23 | Arkansas* | W, 34-31 |
| Sept. 30 | at Ole Miss* | L, 55-49 |
| Oct. 7 | at Missouri* | W, 49-39 |
| Oct. 14 | Auburn* | W, 48-18 |
| Oct. 21 | Army | W, 62-0 |
| Nov. 4 | at Alabama* | W, 42-28 |
| Nov. 11 | Florida* | W, 52-35 |
| Nov. 18 | Georgia State | W, 56-14 |
| Nov. 25 | Texas A&M* | W, 42-30 |
| Jan. 1 | vs. Wisconsin (ReliaQuest Bowl) | W, 35-31 |

YEAR-BY-YEAR RECORDS

| Year | Coach | SEC | SEC Finish | Overall | Bowls |
|------|------------------------------------|-------|------------|---------|--------|
| 1893 | C.E. Coates | | | 0-1 | |
| 1894 | A.P. Simmons | | | 2-1 | |
| 1895 | A.P. Simmons | | | 3-0 | |
| 1896 | A.W. Jeardeau | | | 6-0 | |
| 1897 | A.W. Jeardeau | | | 1-1 | |
| 1898 | E.A. Chavanne | | | 1-0 | |
| 1899 | J.P. Gregg | | | 1-4 | |
| 1900 | E.A. Chavanne | | | 2-2 | |
| 1901 | W.S. Borland | | | 5-1 | |
| 1902 | W.S. Borland | | | 6-1 | |
| 1903 | W.S. Borland | | | 4-5 | |
| 1904 | D.A. Killian | | | 3-4 | |
| 1905 | D.A. Killian | | | 3-0 | |
| 1906 | D.A. Killian | | | 2-2-2 | |
| 1907 | Edgar R. Wingard | | | 7-3 | |
| 1908 | Edgar R. Wingard | | | 10-0 | |
| 1909 | J.G. Pritchard/J.W. Mayhew | | | 6-2 | |
| 1910 | J.W. Mayhew | | | 1-5 | |
| 1911 | J.K. Dwyer | | | 6-3 | |
| 1912 | J.K. Dwyer | | | 4-3 | |
| 1913 | J.K. Dwyer | | | 6-1-2 | |
| 1914 | E.T. McDonald | | | 4-4-1 | |
| 1915 | E.T. McDonald | | | 6-2 | |
| 1916 | E.T. McDonald/I.R. Pray/D.X. Bible | | | 7-1-2 | |
| 1917 | W. Sutton | | | 3-5 | |
| 1918 | No Games, World War I | | | | |
| 1919 | Irving R. Pray | | | 6-2 | |
| 1920 | Branch Bocock | | | 5-3-1 | |
| 1921 | Branch Bocock | | | 6-1-1 | |
| 1922 | Irving R. Pray | | | 3-7 | |
| 1923 | Mike Donahue | | | 3-5-1 | |
| 1924 | Mike Donahue | | | 5-4 | |
| 1925 | Mike Donahue | | | 5-3-1 | |
| 1926 | Mike Donahue | | | 6-3 | |
| 1927 | Mike Donahue | | | 4-4-1 | |
| 1928 | Russ Cohen | | | 6-2-1 | |
| 1929 | Russ Cohen | | | 6-3 | |
| 1930 | Russ Cohen | | | 6-4 | |
| 1931 | Russ Cohen | | | 5-4 | |
| 1932 | Biff Jones | | | 6-3-1 | |
| 1933 | L.M. "Biff" Jones | 3-0-2 | 2 | 7-0-3 | -- |
| 1934 | L.M. "Biff" Jones | 4-2 | 4 | 7-2-2 | -- |
| 1935 | Bernie Moore | 5-0 | 1 | 9-2 | Sugar |
| 1936 | Bernie Moore | 6-0 | 1 | 9-1-1 | Sugar |
| 1937 | Bernie Moore | 5-1 | 2 | 9-2 | Sugar |
| 1938 | Bernie Moore | 2-4 | 10 | 6-4 | -- |
| 1939 | Bernie Moore | 1-5 | 10 | 4-5 | -- |
| 1940 | Bernie Moore | 3-3 | 6 | 6-4 | -- |
| 1941 | Bernie Moore | 2-2-2 | 7 | 4-4-2 | -- |
| 1942 | Bernie Moore | 3-2 | 6 | 7-3 | -- |
| 1943 | Bernie Moore | 2-2 | 3 | 6-3 | Orange |
| 1944 | Bernie Moore | 2-3-1 | 6 | 2-5-1 | -- |
| 1945 | Bernie Moore | 5-2 | 3 | 7-2 | -- |
| 1946 | Bernie Moore | 5-1 | 3 | 9-1-1 | Cotton |
| 1947 | Bernie Moore | 2-3-1 | 8 | 5-3-1 | -- |
| 1948 | Gaynell Tinsley | 1-5 | 10t | 3-7 | -- |
| 1949 | Gaynell Tinsley | 4-2 | 5 | 8-3 | Sugar |
| 1950 | Gaynell Tinsley | 2-3-2 | 8 | 4-5-2 | -- |
| 1951 | Gaynell Tinsley | 4-2-1 | 3t | 7-3-1 | -- |
| 1952 | Gaynell Tinsley | 2-5 | 10 | 3-7 | -- |
| 1953 | Gaynell Tinsley | 2-3-3 | 8 | 5-3-3 | -- |
| 1954 | Gaynell Tinsley | 2-5 | 9 | 5-6 | -- |
| 1955 | Paul Dietzel | 2-3-1 | 9 | 3-5-2 | -- |
| 1956 | Paul Dietzel | 1-5 | 11 | 3-7 | -- |
| 1957 | Paul Dietzel | 4-4 | 7 | 5-5 | -- |
| 1958 | Paul Dietzel | 6-0 | 1 | 11-0 | Sugar |
| 1959 | Paul Dietzel | 5-1 | 2t | 9-2 | Sugar |
| 1960 | Paul Dietzel | 2-3-1 | 8 | 5-4-1 | -- |
| 1961 | Paul Dietzel | 6-0 | 1t | 10-1 | Orange |

| Year | Coach | SEC | SEC Finish | Overall | Bowls |
|------|-------------------|-------|------------|---------|--------------|
| 1962 | Charlie McClendon | 5-1 | 3 | 9-1-1 | Cotton |
| 1963 | Charlie McClendon | 4-2 | 5 | 7-4 | Bluebonnet |
| 1964 | Charlie McClendon | 4-2-1 | 5 | 8-2-1 | Sugar |
| 1965 | Charlie McClendon | 3-3 | 6t | 8-3 | Colton |
| 1966 | Charlie McClendon | 3-3 | 6 | 5-4-1 | -- |
| 1967 | Charlie McClendon | 3-2-1 | 6 | 7-3-1 | Sugar |
| 1968 | Charlie McClendon | 4-2 | 3t | 8-3 | Peach |
| 1969 | Charlie McClendon | 4-1 | 2 | 9-1 | -- |
| 1970 | Charlie McClendon | 5-0 | 1 | 9-3 | Orange |
| 1971 | Charlie McClendon | 3-2 | 6 | 9-3 | Sun |
| 1972 | Charlie McClendon | 4-1-1 | 3 | 9-2-1 | Bluebonnet |
| 1973 | Charlie McClendon | 5-1 | 2 | 9-3 | Orange |
| 1974 | Charlie McClendon | 2-4 | 9 | 5-5-1 | -- |
| 1975 | Charlie McClendon | 2-4 | 6t | 5-6 | -- |
| 1976 | Charlie McClendon | 3-3 | 6t | 7-3-1 | -- |
| 1977 | Charlie McClendon | 4-2 | 4 | 8-4 | Sun |
| 1978 | Charlie McClendon | 3-3 | 4t | 8-4 | Liberty |
| 1979 | Charlie McClendon | 4-2 | 3t | 7-5 | Tangerine |
| 1980 | Jerry Stovall | 4-2 | 4t | 7-4 | -- |
| 1981 | Jerry Stovall | 1-4-1 | 8t | 3-7-1 | -- |
| 1982 | Jerry Stovall | 4-1-1 | 2 | 8-3-1 | Orange |
| 1983 | Jerry Stovall | 0-6 | 9t | 4-7 | -- |
| 1984 | Bill Arnsparger | 4-1-1 | 2 | 8-3-1 | Sugar |
| 1985 | Bill Arnsparger | 4-1-1 | 2t | 9-2-1 | Liberty |
| 1986 | Bill Arnsparger | 5-1 | 1 | 9-3 | Sugar |
| 1987 | Mike Archer | 5-1 | 2 | 10-1-1 | Gator |
| 1988 | Mike Archer | 6-1 | 1t | 8-4 | Hall of Fame |
| 1989 | Mike Archer | 2-5 | 7t | 4-7 | -- |
| 1990 | Mike Archer | 2-5 | 6t | 5-6 | -- |
| 1991 | Curley Hallman | 3-4 | 6t | 5-6 | -- |
| 1992 | Curley Hallman | 1-7 | 6-W | 2-9 | -- |
| 1993 | Curley Hallman | 3-5 | T3-W | 5-6 | -- |
| 1994 | Curley Hallman | 3-5 | 3-W | 4-7 | -- |
| 1995 | Gerry DiNardo | 4-3-1 | 3-W | 7-4-1 | Independence |
| 1996 | Gerry DiNardo | 6-2 | T1 | 10-2 | Peach |
| 1997 | Gerry DiNardo | 6-2 | T1 | 9-3 | Independence |
| 1998 | Gerry DiNardo | 2-6 | 5-W | 4-7 | -- |
| 1999 | Gerry DiNardo | 0-7 | 6-W | 2-8 | -- |
| | •Hal Hunter | 1-0 | -- | 1-0 | -- |
| 2000 | Nick Saban | 5-3 | 2-W | 8-4 | Peach |
| 2001 | Nick Saban | 5-3 | 1 | 10-3 | Sugar |
| 2002 | Nick Saban | 5-3 | T1 | 8-5 | Colton |
| 2003 | Nick Saban | 7-1 | 1 | 13-1 | Sugar |
| 2004 | Nick Saban | 6-2 | 2-W | 9-3 | Capital One |
| 2005 | Les Miles | 7-1 | T1-W | 11-2 | Peach |
| 2006 | Les Miles | 6-2 | T2-W | 11-2 | Sugar |
| 2007 | Les Miles | 6-2 | 1 | 12-2 | BCS NCG |
| 2008 | Les Miles | 3-5 | 3-W | 8-5 | Chick-Fil-A |
| 2009 | Les Miles | 5-3 | 2-W | 9-4 | Capital One |
| 2010 | Les Miles | 6-2 | 2-W | 11-2 | Colton |
| 2011 | Les Miles | 8-0 | 1 | 13-1 | BCS NCG |
| 2012 | Les Miles | 6-2 | T2-W | 10-3 | Chick-fil-A |
| 2013 | Les Miles | 5-3 | 3-W | 10-3 | Outback |
| 2014 | Les Miles | 4-4 | T4-W | 8-5 | Music City |
| 2015 | Les Miles | 5-3 | T3-W | 9-3 | Texas |
| 2016 | Les Miles | 0-1 | -- | 2-2 | -- |
| 2016 | Ed Orgeron | 5-2 | T2-W | 6-2 | Citrus |
| 2017 | Ed Orgeron | 6-2 | 3-W | 9-4 | Citrus |
| 2018 | Ed Orgeron | 5-3 | T2-W | 10-3 | Fiesta |
| 2019 | Ed Orgeron | 8-0 | 1-W | 15-0 | CFP NCG |
| 2020 | Ed Orgeron | 5-5 | 4-W | 5-5 | -- |
| 2021 | Ed Orgeron | 3-5 | T6-W | 6-6 | -- |
| | •Brad Davis | -- | -- | 0-1 | Texas |
| 2022 | Brian Kelly | 6-2 | T1-W | 10-4 | Citrus |
| 2023 | Brian Kelly | 6-2 | T2-W | 10-3 | ReliaQuest |

• Interim Head Coach



Lane Kiffin
Head Coach

Overall: 96-49 (13th season)
Ole Miss: 34-15 (Fifth season)

2024 SCHEDULE

| | | |
|----------|--------------------|---------------------|
| Aug. 31 | Furman | Oxford, Miss. |
| Sept. 7 | Middle Tennessee | Oxford, Miss. |
| Sept. 14 | at Wake Forest | Winston-Salem, N.C. |
| Sept. 21 | Georgia Southern | Oxford, Miss. |
| Sept. 28 | Kentucky* | Oxford, Miss. |
| Oct. 5 | at South Carolina* | Columbia, S.C. |
| Oct. 12 | at LSU* | Baton Rouge, La. |
| Oct. 26 | Oklahoma* | Oxford, Miss. |
| Nov. 2 | at Arkansas* | Fayetteville, Ark. |
| Nov. 9 | Georgia* | Athens, Ga. |
| Nov. 23 | at Florida* | Gainesville, Fla. |
| Nov. 29 | Mississippi State* | Oxford, Miss. |

*SEC game

2023 RESULTS

| | | |
|----------|-----------------------------|----------|
| Sept. 2 | Mercer | W, 73-7 |
| Sept. 9 | at Tulane | W, 37-20 |
| Sept. 16 | Georgia Tech | W, 48-23 |
| Sept. 23 | at Alabama* | W, 24-10 |
| Sept. 30 | LSU* | W, 55-49 |
| Oct. 7 | Arkansas* | W, 27-20 |
| Oct. 21 | at Auburn* | W, 28-21 |
| Oct. 28 | Vanderbilt* | W, 33-7 |
| Nov. 4 | Texas A&M* | W, 38-35 |
| Nov. 11 | at Georgia* | L, 52-17 |
| Nov. 18 | ULM | W, 35-3 |
| Nov. 23 | at Mississippi State* | W, 17-7 |
| Dec. 30 | vs. Penn State (Peach Bowl) | W, 38-25 |

YEAR-BY-YEAR RECORDS

| Year | Coach | SEC | SEC Finish | Overall | Bowls |
|------|----------------------------------|-------|------------|---------|------------|
| 1893 | Dr. A.L. Bondurant | 4-1 | | | |
| 1894 | C. D. Clark | 6-1 | | | |
| 1895 | H. L. Fairbanks | 2-1 | | | |
| 1896 | J. W. Hollister | 1-2 | | | |
| 1897 | No Team | | | | |
| 1898 | T. G. Scarbrough | 1-1 | | | |
| 1899 | W. H. Lyon | 3-4 | | | |
| 1900 | Z. N. Estes, Jr. | 0-3 | | | |
| 1901 | William Sibley, Daniel S. Martin | 2-4 | | | |
| 1902 | Daniel S. Martin | 4-3 | | | |
| 1903 | Mike Harvey | 2-1-1 | | | |
| 1904 | Mike Harvey | 4-3 | | | |
| 1905 | None | 0-2 | | | |
| 1906 | T. S. Hammond | 4-2 | | | |
| 1907 | Frank Mason | 0-6 | | | |
| 1908 | Frank Kyle | 3-5 | | | |
| 1909 | Dr. N. P. Stauffer | 4-3-2 | | | |
| 1910 | Dr. N. P. Stauffer | 7-1 | | | |
| 1911 | Dr. N. P. Stauffer | 6-3 | | | |
| 1912 | Leo DeTray | 5-3 | | | |
| 1913 | William Driver | 6-3-1 | | | |
| 1914 | William Driver | 5-4-1 | | | |
| 1915 | Fred Robbins | 2-6 | | | |
| 1916 | Fred Robbins | 3-6 | | | |
| 1917 | C. R. (Dudy) Noble | 1-4-1 | | | |
| 1918 | C. R. (Dudy) Noble | 1-3 | | | |
| 1919 | R. L. Sullivan | 4-4 | | | |
| 1920 | R. L. Sullivan | 4-3 | | | |
| 1921 | R. L. Sullivan | 3-6 | | | |
| 1922 | R. A. Cowell | 4-5-1 | | | |
| 1923 | R. A. Cowell | 4-6 | | | |
| 1924 | Chester Barnard | 4-5 | | | |
| 1925 | Homer Hazel | 5-5 | | | |
| 1926 | Homer Hazel | 5-4 | | | |
| 1927 | Homer Hazel | 5-3 | | | |
| 1928 | Homer Hazel | 5-4 | | | |
| 1929 | Homer Hazel | 1-6-2 | | | |
| 1930 | Ed Walker | 3-5-1 | | | |
| 1931 | Ed Walker | 2-6-1 | | | |
| 1932 | Ed Walker | 5-6 | | | |
| 1933 | Ed Walker | 2-2-1 | 6t | 6-3-2 | - |
| 1934 | Ed Walker | 2-3-1 | 8 | 4-5-1 | - |
| 1935 | Ed Walker | 3-1 | 3 | 9-3 | Orange |
| 1936 | Ed Walker | 0-3-1 | 11 | 5-5-2 | - |
| 1937 | Ed Walker | 0-4 | 10t | 4-5-1 | - |
| 1938 | Harry Mehre | 3-2 | 4 | 9-2 | - |
| 1939 | Harry Mehre | 2-2 | 5t | 7-2 | - |
| 1940 | Harry Mehre | 3-1 | 3 | 9-2 | - |
| 1941 | Harry Mehre | 2-1-1 | 5 | 6-2-1 | - |
| 1942 | Harry Mehre | 0-5 | 11t | 2-7 | - |
| 1943 | NO TEAM | - | - | - | - |
| 1944 | Harry Mehre | 2-3 | 7 | 2-6 | - |
| 1945 | Harry Mehre | 3-3 | 5t | 4-5 | - |
| 1946 | H.W. "Red" Drew | 1-6 | 11 | 2-7 | - |
| 1947 | Johnny Vaught | 6-1 | 1 | 9-2 | Delta |
| 1948 | Johnny Vaught | 6-1 | 2 | 8-1 | - |
| 1949 | Johnny Vaught | 2-4 | 9 | 4-5-1 | - |
| 1950 | Johnny Vaught | 1-5 | 11 | 5-5 | - |
| 1951 | Johnny Vaught | 4-2-1 | 3t | 6-3-1 | - |
| 1952 | Johnny Vaught | 4-0-2 | 3 | 8-1-2 | Sugar |
| 1953 | Johnny Vaught | 4-1-1 | 2t | 7-2-1 | - |
| 1954 | Johnny Vaught | 5-0 | 1 | 9-2 | Sugar |
| 1955 | Johnny Vaught | 5-1 | 1 | 10-1 | Cotton |
| 1956 | Johnny Vaught | 4-2 | 4 | 7-3 | - |
| 1957 | Johnny Vaught | 5-0-1 | 2 | 9-1-1 | Sugar |
| 1958 | Johnny Vaught | 4-2 | 3 | 9-2 | Gator |
| 1959 | Johnny Vaught | 5-1 | 2t | 10-1 | Sugar |
| 1960 | Johnny Vaught | 5-0-1 | 1 | 10-0-1 | Sugar |
| 1961 | Johnny Vaught | 5-1 | 3 | 9-2 | Cotton |
| 1962 | Johnny Vaught | 6-0 | 1 | 10-0 | Sugar |
| 1963 | Johnny Vaught | 5-0-1 | 1 | 7-1-2 | Sugar |
| 1964 | Johnny Vaught | 2-4-1 | 7 | 5-5-1 | Bluebonnet |

| Year | Coach | SEC | SEC Finish | Overall | Bowls | |
|------|----------------------------------|--|------------|---------|--------------|--------------|
| 1965 | Johnny Vaught | 5-3 | 5 | 7-4 | Liberty | |
| 1966 | Johnny Vaught | 5-2 | 4 | 8-3 | Bluebonnet | |
| 1967 | Johnny Vaught | 4-2-1 | 5 | 6-4-1 | Sun | |
| 1968 | Johnny Vaught | 3-2-1 | 6t | 7-3-1 | Liberty | |
| 1969 | Johnny Vaught | 4-2 | 5 | 8-3 | Sugar | |
| 1970 | Johnny Vaught | 4-2 | 4 | 7-4 | Gator | |
| 1971 | Billy Kinard | 4-2 | 4t | 10-2 | Peach | |
| 1972 | Billy Kinard | 2-5 | 7t | 5-5 | - | |
| 1973 | Kinard/Vaught | 4-3 | 3 | 6-5 | - | |
| 1974 | Ken Cooper | 0-6 | 10 | 3-8 | - | |
| 1975 | Ken Cooper | 5-1 | 2t | 6-5 | - | |
| 1976 | Ken Cooper | #4-3 | 5t | 6-5 | - | |
| 1977 | Ken Cooper | #3-4 | 6 | 6-5 | - | |
| 1978 | Steve Sloan | 2-4 | 7t | 5-6 | - | |
| 1979 | Steve Sloan | 3-3 | 5t | 4-7 | - | |
| 1980 | Steve Sloan | 2-4 | 7t | 3-8 | - | |
| 1981 | Steve Sloan | 1-4-1 | 8t | 4-6-1 | - | |
| 1982 | Steve Sloan | 0-6 | 9t | 4-7 | - | |
| 1983 | Billy Brewer | 4-2 | 3t | 7-5 | Independence | |
| 1984 | Billy Brewer | 1-5 | 9t | 4-6-1 | - | |
| 1985 | Billy Brewer | 2-4 | 6 | 4-6-1 | - | |
| 1986 | Billy Brewer | 4-2 | 2t | 8-3-1 | Independence | |
| 1987 | Billy Brewer | 1-5 | 7t | 3-8 | - | |
| 1988 | Billy Brewer | 3-4 | 6t | 5-6 | - | |
| 1989 | Billy Brewer | 4-3 | 4t | 8-4 | Liberty | |
| 1990 | Billy Brewer | 5-2 | 2t | 9-3 | Gator | |
| 1991 | Billy Brewer | 1-6 | 9 | 5-6 | - | |
| 1992 | Billy Brewer | 5-3 | 2-W | 9-3 | Liberty | |
| 1993 | Billy Brewer | #4-4 | T3-W | #6-5 | - | |
| 1994 | Joe Lee Dunn* | 2-6 | T4-W | 4-7 | - | |
| 1995 | Tommy Tuberville | 3-5 | - | 6-5 | - | |
| 1996 | Tommy Tuberville | 2-6 | - | 5-6 | - | |
| 1997 | Tommy Tuberville | 4-4 | T4-W | 8-4 | Motor City | |
| 1998 | Tommy Tuberville/David Cutcliffe | 3-5 | T4-W | 7-5 | Independence | |
| 1999 | David Cutcliffe | 4-4 | T3-W | 8-4 | Independence | |
| 2000 | David Cutcliffe | 4-4 | T3-W | 7-5 | Music City | |
| 2001 | David Cutcliffe | 4-4 | T3-W | 7-4 | - | |
| 2002 | David Cutcliffe | 3-5 | 4-W | 7-6 | Independence | |
| 2003 | David Cutcliffe | 7-1 | T1-W | 10-3 | Cotton | |
| 2004 | David Cutcliffe | 3-5 | T3-W | 4-7 | - | |
| 2005 | Ed Orgeron | 1-7 | T5-W | 3-8 | - | |
| 2006 | Ed Orgeron | 2-6 | T4-W | 4-8 | - | |
| 2007 | Ed Orgeron | 0-8 | 6-W | 3-9 | - | |
| 2008 | Houston Nutt | 5-3 | 2-W | 9-4 | Cotton | |
| 2009 | Houston Nutt | 4-4 | 3-W | 9-4 | Cotton | |
| 2010 | Houston Nutt | 0-7 | 6-W | 0-8 | - | |
| 2011 | Houston Nutt | (Originally 4-8 with 4 wins vacated by NCAA ruling) | 0-8 | 6-W | 0-10 | - |
| 2012 | Hugh Freeze | (Originally 2-10 with 2 wins vacated by NCAA ruling) | 0-5 | 7-W | 0-6 | BBVA Compass |
| 2013 | Hugh Freeze | (Originally 7-6 with 7 wins vacated by NCAA ruling) | 0-5 | 7-W | 1-5 | Music City |
| 2014 | Hugh Freeze | (Originally 8-5 with 7 wins vacated by NCAA ruling) | 0-3 | 7-W | 0-4 | Peach |
| 2015 | Hugh Freeze | (Originally 9-4 with 9 wins vacated by NCAA ruling) | 6-2 | 2-W | 10-3 | Sugar |
| 2016 | Hugh Freeze | (Originally 5-7 with 5 wins vacated by NCAA ruling) | 0-6 | 7-W | 0-7 | - |
| 2017 | Matt Luke* | 3-5 | 5-W | 6-6 | - | |
| 2018 | Matt Luke | 1-7 | 6-W | 5-7 | - | |
| 2019 | Matt Luke | 2-6 | 6-W | 4-8 | - | |
| 2020 | Lane Kiffin | 4-5 | 5-W | 5-5 | Outback | |
| 2021 | Lane Kiffin | 6-2 | 2-W | 10-3 | Sugar Bowl | |
| 2022 | Lane Kiffin | 4-4 | T3-W | 8-5 | Texas Bowl | |
| 2023 | Lane Kiffin | 6-2 | T2-W | 11-2 | Peach Bowl | |

Includes game forfeited to Ole Miss
* Served as Interim Head Coach
* Game vacated due to NCAA ruling



MISSISSIPPI STATE



Jeff Lebby
Head Coach

Overall: 0-0 (First season)

2024 SCHEDULE

| | |
|----------|------------------|
| Aug. 31 | Eastern Kentucky |
| Sept. 7 | at Arizona State |
| Sept. 14 | Toledo |
| Sept. 21 | Florida* |
| Sept. 28 | at Texas* |
| Oct. 12 | at Georgia* |
| Oct. 19 | Texas A&M |
| Oct. 26 | Arkansas* |
| Nov. 2 | UMass |
| Nov. 9 | at Tennessee* |
| Nov. 23 | Missouri* |
| Nov. 29 | at Ole Miss* |

*SEC game

| | | |
|-------------------|----------|------------------------|
| Starkville, Miss. | Sept. 2 | Southeastern Louisiana |
| Tempe, Ariz. | Sept. 9 | Arizona |
| Starkville, Miss. | Sept. 16 | LSU* |
| Starkville, Miss. | Sept. 23 | at South Carolina* |
| Austin, Texas | Sept. 30 | Alabama* |
| Athens, Ga. | Oct. 7 | Western Michigan |
| Starkville, Miss. | Oct. 21 | at Arkansas* |
| Starkville, Miss. | Oct. 28 | at Auburn* |
| Starkville, Miss. | Nov. 4 | Kentucky* |
| Knoxville, Tenn. | Nov. 11 | at Texas A&M |
| Starkville, Miss. | Nov. 18 | Southern Miss |
| Oxford, Miss. | Nov. 23 | Ole Miss* |

2023 RESULTS

| | | |
|----------|------------------------|---------------|
| Sept. 2 | Southeastern Louisiana | W, 48-7 |
| Sept. 9 | Arizona | W, 31-24 (OT) |
| Sept. 16 | LSU* | L, 41-14 |
| Sept. 23 | at South Carolina* | L, 37-30 |
| Sept. 30 | Alabama* | L, 40-17 |
| Oct. 7 | Western Michigan | W, 41-28 |
| Oct. 21 | at Arkansas* | W, 7-3 |
| Oct. 28 | at Auburn* | L, 27-13 |
| Nov. 4 | Kentucky* | L, 24-3 |
| Nov. 11 | at Texas A&M | L, 51-10 |
| Nov. 18 | Southern Miss | W, 41-20 |
| Nov. 23 | Ole Miss* | L, 17-7 |

YEAR-BY-YEAR RECORDS

| Year | Coach | Conf | Conf Finish | Overall | Bowls |
|------|------------------------|-------|-------------|---------|---------|
| 1895 | W.M. Matthews | | | 0-2 | |
| 1896 | J.B. Hildebrand | | | 0-4 | |
| 1901 | L.B. Harvey | | | 2-2-1 | |
| 1902 | L. Gwinn | | | 1-4-1 | |
| 1903 | Dan Martin | | | 3-0-2 | |
| 1904 | Dan Martin | | | 2-5 | |
| 1905 | Dan Martin | | | 3-4 | |
| 1906 | Dan Martin | | | 2-2-1 | |
| 1907 | Fred Furman | | | 6-3 | |
| 1908 | Fred Furman | | | 3-4 | |
| 1909 | W.D. Chadwick | | | 5-4 | |
| 1910 | W.D. Chadwick | | | 7-2 | |
| 1911 | W.D. Chadwick | | | 7-2-1 | |
| 1912 | W.D. Chadwick | | | 4-3 | |
| 1913 | W.D. Chadwick | | | 6-1-1 | |
| 1914 | E.C. Hayes | | | 6-2 | |
| 1915 | E.C. Hayes | | | 5-2-1 | |
| 1916 | E.C. Hayes | | | 4-4-1 | |
| 1917 | Sid Robinson | | | 6-1 | |
| 1918 | Sid Robinson | | | 3-2 | |
| 1919 | Sid Robinson | | | 6-2 | |
| 1920 | Fred Holtkamp | | | 5-3 | |
| 1921 | Fred Holtkamp | | | 4-4-1 | |
| 1922 | Dudy Noble | | | 3-4-2 | |
| 1923 | Earl Able | | | 5-2-2 | |
| 1924 | Earl Able | | | 5-4 | |
| 1925 | Bernie Bierman | | | 3-4-1 | |
| 1926 | Bernie Bierman | | | 5-4 | |
| 1927 | J.W. Hancock | | | 5-3 | |
| 1928 | J.W. Hancock | | | 2-4-2 | |
| 1929 | J.W. Hancock | | | 1-5-2 | |
| 1930 | Chris Cagle | | | 2-7 | |
| 1931 | Ray Dauber | | | 2-6 | |
| 1932 | Ray Dauber | | | 3-5 | |
| 1933 | Ross McKechnie | 1-5-1 | 12 | 3-6-1 | |
| 1934 | Ross McKechnie | 0-5 | 11t | 4-6 | |
| 1935 | Ralph Sasse | 2-3 | 9t | 8-3 | |
| 1936 | Ralph Sasse | 3-2 | 5 | 7-3-1 | Orange |
| 1937 | Ralph Sasse | 3-2 | 5 | 5-4-1 | |
| 1938 | Emerson "Spike" Nelson | 1-4 | 11 | 4-6 | |
| 1939 | Allyn McKeen | 3-2 | 4 | 8-2 | Orange |
| 1940 | Allyn McKeen | 4-0-1 | 2 | 10-0-1 | |
| 1941 | Allyn McKeen | 4-0-1 | 1 | 8-1-1 | |
| 1942 | Allyn McKeen | 5-2 | 4 | 8-2 | |
| 1943 | NO TEAM | | | | |
| 1944 | Allyn McKeen | 3-2 | 5 | 6-2 | |
| 1945 | Allyn McKeen | 2-3 | 7t | 6-3 | |
| 1946 | Allyn McKeen | 3-2 | 5 | 8-2 | |
| 1947 | Allyn McKeen | 2-2 | 4t | 7-3 | |
| 1948 | Allyn McKeen | 3-3 | 6t | 4-4-1 | |
| 1949 | Arthur "Slick" Morton | 0-6 | 12 | 0-8-1 | |
| 1950 | Arthur "Slick" Morton | 3-4 | 7t | 4-5 | |
| 1951 | Arthur "Slick" Morton | 2-5 | 11 | 4-5 | |
| 1952 | Murray Warmath | 3-4 | 7 | 5-4 | |
| 1953 | Murray Warmath | 3-1-3 | 5t | 5-2-3 | |
| 1954 | Darrell Royal | 3-3 | 6t | 6-4 | |
| 1955 | Darrell Royal | 4-4 | 6t | 6-4 | |
| 1956 | Wade Walker | 2-5 | 8t | 4-6 | |
| 1957 | Wade Walker | 4-2-1 | 3t | 6-2-1 | |
| 1958 | Wade Walker | 1-6 | 12 | 3-6 | |
| 1959 | Wade Walker | 0-7 | 12 | 2-7 | |
| 1960 | Wade Walker | 0-5-1 | 11 | 2-6-1 | |
| 1961 | Wade Walker | 1-5 | 10t | 5-5 | |
| 1962 | Paul Davis | 2-5 | 9 | 3-6 | |
| 1963 | Paul Davis | 4-1-2 | 4 | 7-2-2 | Liberty |
| 1964 | Paul Davis | 2-5 | 8 | 4-6 | |
| 1965 | Paul Davis | 1-5 | 9t | 4-6 | |
| 1966 | Paul Davis | 0-6 | 9t | 2-8 | |

| Year | Coach | Conf | Conf Finish | Overall | Bowls |
|------|--------------------------|-------|-------------|---------|----------------|
| 1967 | Charley Shira | 0-6 | 9t | 1-9 | |
| 1968 | Charley Shira | 0-4-2 | 9 | 0-8-2 | |
| 1969 | Charley Shira | 0-5 | 10 | 3-7 | |
| 1970 | Charley Shira | 3-4 | 7t | 6-5 | |
| 1971 | Charley Shira | 1-7 | 10 | 2-9 | |
| 1972 | Charley Shira | 1-6 | 9 | 4-7 | |
| 1973 | Bob Tyler | 2-5 | 8t | 4-5-2 | |
| 1974 | Bob Tyler | 3-3 | 4t | 9-3 | Sun |
| 1975 | Bob Tyler | *0-6 | 9t | *2-9 | |
| 1976 | Bob Tyler | *0-6 | 9t | *0-11 | |
| 1977 | Bob Tyler | *0-6 | 9t | *0-11 | |
| 1978 | Bob Tyler | 2-4 | 7t | 6-5 | |
| 1979 | Emory Bellard | 2-4 | 8 | 3-8 | |
| 1980 | Emory Bellard | 5-1 | 2t | 9-3 | Sun |
| 1981 | Emory Bellard | 4-2 | 3 | 8-4 | Hall of Fame |
| 1982 | Emory Bellard | 2-4 | 8 | 5-6 | |
| 1983 | Emory Bellard | 1-5 | 8 | 3-8 | |
| 1984 | Emory Bellard | 1-5 | 9t | 4-7 | |
| 1985 | Emory Bellard | 0-6 | 9 | 5-6 | |
| 1986 | Rockey Felker | 2-4 | 7t | 6-5 | |
| 1987 | Rockey Felker | 1-5 | 7t | 4-7 | |
| 1988 | Rockey Felker | 0-7 | 10 | 1-10 | |
| 1989 | Rockey Felker | 1-6 | 9 | 5-6 | |
| 1990 | Rockey Felker | 1-6 | 8 | 5-6 | |
| 1991 | Jackie Sherrill | 4-3 | 4t | 7-5 | Liberty |
| 1992 | Jackie Sherrill | 4-4 | 3-W | 7-5 | Peach |
| 1993 | Jackie Sherrill | 3-4-1 | 5-W | 4-5-2 | |
| 1994 | Jackie Sherrill | 5-3 | 2-W | 8-4 | Peach |
| 1995 | Jackie Sherrill | 1-7 | 4-W | 3-8 | |
| 1996 | Jackie Sherrill | 3-5 | 4-W | 5-6 | |
| 1997 | Jackie Sherrill | 4-4 | T3-W | 7-4 | |
| 1998 | Jackie Sherrill | 6-2 | T1-W | 8-5 | Cotton |
| 1999 | Jackie Sherrill | 6-2 | 2-W | 10-2 | Peach |
| 2000 | Jackie Sherrill | 4-4 | T3-W | 8-4 | Independence |
| 2001 | Jackie Sherrill | 2-6 | 6-W | 3-8 | |
| 2002 | Jackie Sherrill | 0-8 | 5-W | 3-9 | |
| 2003 | Jackie Sherrill | 1-7 | 5-W | 2-10 | |
| 2004 | Sylvester Croom | 2-6 | 6-W | 3-8 | |
| 2005 | Sylvester Croom | 1-7 | T5-W | 3-8 | |
| 2006 | Sylvester Croom | 1-7 | T5-W | 3-9 | |
| 2007 | Sylvester Croom | 4-4 | T3-W | 8-5 | Liberty |
| 2008 | Sylvester Croom | 2-6 | T4-W | 4-8 | |
| 2009 | Dan Mullen | 3-5 | T4-W | 5-7 | |
| 2010 | Dan Mullen | 4-4 | 5-W | 9-4 | Gator |
| 2011 | Dan Mullen | 2-6 | 5-W | 7-6 | Music City |
| 2012 | Dan Mullen | 4-4 | 4-W | 8-5 | Gator |
| 2013 | Dan Mullen | 3-5 | T5-W | 7-6 | Liberty |
| 2014 | Dan Mullen | 6-2 | 2-W | 10-3 | Orange |
| 2015 | Dan Mullen | 4-4 | 5-W | 9-4 | Belk |
| 2016 | Dan Mullen | 3-5 | T5-W | 6-7 | St. Petersburg |
| 2017 | Dan Mullen | 4-4 | T4-W | 9-4 | TaxSlayer |
| 2018 | Joe Moorhead | 4-4 | 4-W | 0-5 | Outback |
| 2019 | Joe Moorhead | 3-5 | T4-W | 6-7 | Music City |
| 2020 | Mike Leach | 3-7 | 7-W | 4-7 | Armed Forces |
| 2021 | Mike Leach | 4-4 | T3-W | 7-6 | Liberty Bowl |
| 2022 | Mike Leach / Zach Arnett | 4-4 | T3-W | 9-4 | ReliaQuest |
| 2023 | Zach Arnett / Greg Knox | 1-7 | T6-W | 5-7 | |

• Interim Head Coach

* Includes forfeits imposed on Mississippi State by NCAA & SEC
Includes game forfeited to Mississippi State11



Eliah Drinkwitz
Head Coach

Overall: 40-22 (Sixth season)
Missouri: 28-21 (Sixth season)

2024 SCHEDULE

| | | |
|----------|-----------------------|------------------------------|
| Aug. 29 | Murray State | Columbia, Mo. |
| Sept. 7 | Buffalo | Columbia, Mo. |
| Sept. 14 | Boston College | Columbia, Mo. |
| Sept. 21 | Vanderbilt* | Columbia, Mo. |
| Oct. 5 | Texas A&M* | Bryan-College Station, Texas |
| Oct. 12 | at UMass | Amherst, Mass. |
| Oct. 19 | Auburn* | Columbia, Mo. |
| Oct. 26 | at Alabama* | Tuscaloosa, Ala. |
| Nov. 9 | Oklahoma* | Columbia, Mo. |
| Nov. 16 | at South Carolina* | Columbia, S.C. |
| Nov. 23 | at Mississippi State* | Starkville, Miss. |
| Nov. 30 | Arkansas* | Columbia, Mo. |

*SEC game

2023 RESULTS

| | | |
|----------|------------------|----------|
| Aug. 31 | South Dakota | W, 35-10 |
| Sept. 9 | Middle Tennessee | W, 23-19 |
| Sept. 16 | Kansas State | W, 30-27 |
| Sept. 23 | vs. Memphis | W, 34-27 |
| Sept. 30 | Vanderbilt* | W, 38-21 |
| Oct. 7 | LSU* | L, 49-39 |
| Oct. 23 | at Kentucky* | W, 38-21 |
| Oct. 21 | South Carolina* | W, 34-12 |
| Nov. 4 | at Georgia* | L, 30-21 |
| Nov. 11 | Tennessee* | W, 36-7 |
| Nov. 18 | Florida* | W, 33-31 |
| Nov. 24 | at Arkansas* | W, 48-14 |

YEAR-BY-YEAR RECORDS

| Year | Coach | SEC | SEC Finish | Overall | Bowls |
|------|---------------------|-------|------------|---------|-----------------|
| 1890 | A.L. McRae | | | 2-1 | |
| 1891 | Hal Reed | | | 3-1 | |
| 1892 | E.H. Jones | | | 1-2 | |
| 1893 | H.L. Robinson | | | 4-3 | |
| 1894 | H.L. Robinson | | | 4-3 | |
| 1895 | C.D. "Pop" Bliss | | | 7-1 | |
| 1896 | Frank Patterson | | | 7-5 | |
| 1897 | Charles Young | | | 5-6 | |
| 1898 | David L. Fultz | | | 1-4-1 | |
| 1899 | David L. Fultz | | | 9-2 | |
| 1900 | Fred Murphy | | | 4-4-1 | |
| 1901 | Fred Murphy | | | 2-6-1 | |
| 1902 | Pat O'Dea | | | 5-3 | |
| 1903 | John F. McLean | | | 1-7-1 | |
| 1904 | John F. McLean | | | 3-6 | |
| 1905 | John F. McLean | | | 5-4 | |
| 1906 | W.J. Monilaw | | | 5-2-1 | |
| 1907 | W.J. Monilaw | 1-2 | 4th | 7-2 | |
| 1908 | W.J. Monilaw | 3-2 | 4th | 6-2 | |
| 1909 | William W. Roper | 4-0-1 | 1st | 7-0-1 | |
| 1910 | W. Hollenbeck | 2-1-1 | 3rd | 4-2-2 | |
| 1911 | Chester L. Brewer | 0-2-2 | 5th | 2-4-2 | |
| 1912 | Chester L. Brewer | 2-3 | 4th | 5-3 | |
| 1913 | Chester L. Brewer | 4-0 | 1st | 7-1 | |
| 1914 | H.F. Schulte | 4-1 | 2nd | 5-3 | |
| 1915 | H.F. Schulte | 1-3-1 | 5th | 2-5-1 | |
| 1916 | H.F. Schulte | 3-1-1 | 2nd | 6-1-1 | |
| 1917 | H.F. Schulte | 2-4 | 5th | 3-5 | |
| 1918 | No Varsity Schedule | | | | |
| 1919 | John F. Miller | 4-0-1 | 1st | 5-1-2 | |
| 1920 | Miller/Phelan | 5-1 | 2nd | 7-1 | |
| 1921 | James Phelan | 4-2 | T-2nd | 6-2 | |
| 1922 | Thomas Kelly | 4-3 | 4th | 5-3 | |
| 1923 | Gwinn Henry | 1-3-2 | 8th | 2-3-3 | |
| 1924 | Gwinn Henry | 5-1 | 1st | 7-2 | Christmas Fest. |
| 1925 | Gwinn Henry | 5-1 | 1st | 6-1-1 | |
| 1926 | Gwinn Henry | 3-1-1 | T-3rd | 5-1-2 | |
| 1927 | Gwinn Henry | 5-1 | 1st | 7-2 | |
| 1928 | Gwinn Henry | 3-2 | T-2nd | 4-4 | |
| 1929 | Gwinn Henry | 3-1-1 | 2nd | 5-2-1 | |
| 1930 | Gwinn Henry | 1-2-2 | 5th | 2-5-2 | |
| 1931 | Gwinn Henry | 1-4 | T-5th | 2-8 | |
| 1932 | Frank Carideo | 1-3-1 | 5th | 1-7-1 | |
| 1933 | Frank Carideo | 0-5 | 6th | 1-8 | |
| 1934 | Frank Carideo | 0-5 | 6th | 0-8-1 | |
| 1935 | Don Faurot | 0-2-3 | 6th | 3-3-3 | |
| 1936 | Don Faurot | 3-1-1 | 2nd | 6-2-1 | |
| 1937 | Don Faurot | 2-2-1 | 4th | 3-6-1 | |
| 1938 | Don Faurot | 2-3 | T-3rd | 6-3 | |
| 1939 | Don Faurot | 5-0 | 1st | 8-2 | Orange |
| 1940 | Don Faurot | 3-2 | 3rd | 6-3 | |
| 1941 | Don Faurot | 5-0 | 1st | 8-2 | Sugar |
| 1942 | Don Faurot | 4-0-1 | 1st | 8-3-1 | |
| 1943 | Chauncey Simpson | 3-2 | T-2nd | 3-5 | |
| 1944 | Chauncey Simpson | 2-1-2 | 3rd | 3-5-2 | |
| 1945 | Chauncey Simpson | 5-0 | 1st | 6-4 | Cotton |
| 1946 | Don Faurot | 3-2 | T-3rd | 5-4-1 | |
| 1947 | Don Faurot | 3-2 | 3rd | 6-4 | |
| 1948 | Don Faurot | 5-1 | 2nd | 8-3 | Gator |
| 1949 | Don Faurot | 5-1 | 2nd | 7-4 | Gator |
| 1950 | Don Faurot | 3-2-1 | 3rd | 4-5-1 | |
| 1951 | Don Faurot | 2-4 | T-4th | 3-7 | |
| 1952 | Don Faurot | 5-1 | 2nd | 5-5 | |
| 1953 | Don Faurot | 4-2 | T-2nd | 6-4 | |
| 1954 | Don Faurot | 3-2-1 | T-3rd | 4-5-1 | |
| 1955 | Don Faurot | 1-5 | 7th | 1-9 | |
| 1956 | Don Faurot | 3-2-1 | 3rd | 4-5-1 | |
| 1957 | Frank Broyles | 3-3 | T-3rd | 5-4-1 | |

| Year | Coach | SEC | SEC Finish | Overall | Bowls |
|------|------------------|-------|------------|---------|--------------|
| 1958 | Dan Devine | 4-1-1 | 2nd | 5-4-1 | |
| 1959 | Dan Devine | 4-2 | 2nd | 6-5 | Orange |
| 1960 | Dan Devine | 7-0 | 1st | 11-0 | Orange |
| 1961 | Dan Devine | 5-2 | T-2nd | 7-2-1 | |
| 1962 | Dan Devine | 5-1-1 | 2nd | 8-1-2 | Bluebonnet |
| 1963 | Dan Devine | 5-2 | 3rd | 7-3 | |
| 1964 | Dan Devine | 4-2-1 | 4th | 6-3-1 | |
| 1965 | Dan Devine | 6-1 | 2nd | 8-2-1 | Sugar |
| 1966 | Dan Devine | 4-2-1 | T-3rd | 6-3-1 | |
| 1967 | Dan Devine | 4-3 | 4th | 7-3 | |
| 1968 | Dan Devine | 5-2 | 3rd | 8-3 | Gator |
| 1969 | Dan Devine | 6-1 | T-1st | 9-2 | Orange |
| 1970 | Dan Devine | 3-4 | T-4th | 5-6 | |
| 1971 | Al Onofrio | 0-7 | 8th | 1-10 | |
| 1972 | Al Onofrio | 4-3 | T-4th | 6-6 | Fiesta |
| 1973 | Al Onofrio | 3-4 | 5th | 8-4 | Sun |
| 1974 | Al Onofrio | 5-2 | T-2nd | 7-4 | |
| 1975 | Al Onofrio | 3-4 | T-5th | 6-5 | |
| 1976 | Al Onofrio | 3-4 | 6th | 6-5 | |
| 1977 | Al Onofrio | 3-4 | 5th | 4-7 | |
| 1978 | Warren Powers | 4-3 | T-3rd | 8-4 | Liberty |
| 1979 | Warren Powers | 3-4 | 4th | 7-5 | Hall of Fame |
| 1980 | Warren Powers | 5-2 | 3rd | 8-4 | Liberty |
| 1981 | Warren Powers | 3-4 | 5th | 8-4 | Tangerine |
| 1982 | Warren Powers | 2-3-2 | 5th | 5-4-2 | |
| 1983 | Warren Powers | 5-2 | T-2nd | 7-5 | Holiday |
| 1984 | Warren Powers | 2-4-1 | T-5th | 3-7-1 | |
| 1985 | Woody Widenhofer | 1-6 | T-7th | 1-10 | |
| 1986 | Woody Widenhofer | 2-5 | 6th | 3-8 | |
| 1987 | Woody Widenhofer | 3-4 | 5th | 5-6 | |
| 1988 | Woody Widenhofer | 2-5 | 6th | 3-7-1 | |
| 1989 | Bob Stull | 1-6 | 7th | 2-9 | |
| 1990 | Bob Stull | 2-5 | T-6th | 4-7 | |
| 1991 | Bob Stull | 1-6 | 7th | 3-7-1 | |
| 1992 | Bob Stull | 2-5 | T-6th | 3-8 | |
| 1993 | Bob Stull | 2-5 | T-6th | 3-7-1 | |
| 1994 | Larry Smith | 2-5 | 6th | 3-8-1 | |
| 1995 | Larry Smith | 1-6 | T-7th | 3-8 | |
| 1996 | Larry Smith | 3-5 | 4th | 5-6 | |
| 1997 | Larry Smith | 5-3 | 3rd | 7-5 | Holiday |
| 1998 | Larry Smith | 5-3 | T-2nd | 8-4 | Insight.com |
| 1999 | Larry Smith | 1-7 | T-5th | 4-7 | |
| 2000 | Larry Smith | 2-6 | T-5th | 3-8 | |
| 2001 | Gary Pinkel | 3-5 | T-4th | 4-7 | |
| 2002 | Gary Pinkel | 2-6 | 5th | 5-7 | |
| 2003 | Gary Pinkel | 4-4 | 3rd | 8-5 | Independence |
| 2004 | Gary Pinkel | 3-5 | T-3rd | 5-6 | |
| 2005 | Gary Pinkel | 4-4 | T-2nd | 7-5 | Independence |
| 2006 | Gary Pinkel | 4-4 | T-2nd | 8-5 | Sun |
| 2007 | Gary Pinkel | 7-1 | 1st | 12-2 | Cotton |
| 2008 | Gary Pinkel | 5-3 | 1st | 10-4 | Alamo |
| 2009 | Gary Pinkel | 4-4 | 2nd | 8-5 | Texas |
| 2010 | Gary Pinkel | 6-2 | T-1st | 10-3 | Insight |
| 2011 | Gary Pinkel | 5-4 | 5th | 8-5 | Independence |
| 2012 | Gary Pinkel | 2-6 | 5-E | 5-7 | |
| 2013 | Gary Pinkel | 7-1 | 1-E | 12-2 | Cotton |
| 2014 | Gary Pinkel | 7-1 | 1-E | 11-3 | Citrus |
| 2015 | Gary Pinkel | 1-7 | 6-E | 5-7 | |
| 2016 | Barry Odom | 2-6 | 7-E | 4-8 | |
| 2017 | Barry Odom | 4-4 | T3-E | 7-6 | Texas |
| 2018 | Barry Odom | 4-4 | T4-E | 8-5 | Liberty |
| 2019 | Barry Odom | 3-5 | T4-E | 6-6 | |
| 2020 | Elijah Drinkwitz | 5-5 | 3-E | 5-5 | |
| 2021 | Elijah Drinkwitz | 3-5 | T4-E | 6-7 | Armed Forces |
| 2022 | Elijah Drinkwitz | 3-5 | | 6-7 | Gasparilla |
| 2023 | Elijah Drinkwitz | 6-2 | 2-E | 12-2 | Cotton |



OKLAHOMA



Brent Venables

Head Coach

Overall: 16-10 (Third season)

Oklahoma: Same

2024 SCHEDULE

| | | |
|----------|-----------------|------------------|
| Aug. 30 | Temple | Norman, Okla. |
| Sept. 7 | Houston | Norman, Okla. |
| Sept. 14 | Tulane | Norman, Okla. |
| Sept. 21 | Tennessee* | Norman, Okla. |
| Sept. 28 | at Auburn* | Auburn, Ala. |
| Oct. 12 | vs. Texas* | Dallas, Texas |
| Oct. 19 | South Carolina* | Columbia, S.C. |
| Oct. 26 | at Ole Miss* | Oxford, Miss. |
| Nov. 2 | Maine | Norman, Okla. |
| Nov. 9 | at Missouri* | Columbia, Mo. |
| Nov. 23 | Alabama* | Norman, Okla. |
| Nov. 30 | at LSU* | Baton Rouge, La. |

*SEC game

2023 RESULTS

| | | |
|----------|--------------------------|----------|
| Sept. 2 | Arkansas State | W, 73-0 |
| Sept. 9 | SMU | W, 28-11 |
| Sept. 16 | at Tulsa | W, 66-17 |
| Sept. 23 | at Cincinnati | W, 20-6 |
| Sept. 30 | Iowa State | W, 50-20 |
| Oct. 7 | vs. Texas | W, 34-30 |
| Oct. 21 | UCF | W, 31-29 |
| Oct. 28 | at Kansas | L, 38-33 |
| Nov. 4 | at Oklahoma State | L, 27-24 |
| Nov. 11 | West Virginia | W, 59-20 |
| Nov. 28 | at BYU | W, 31-24 |
| Nov. 24 | TCU | W, 69-45 |
| Dec. 28 | vs. Arizona (Alamo Bowl) | L, 38-24 |

YEAR-BY-YEAR RECORDS

| Year | Coach | Conf | Conf Finish | Overall | Bowls |
|------|-----------------|-------|-------------|---------|--------|
| 1895 | John A. Harts | | | 0-1 | |
| 1896 | No Coach | | | 2-0 | |
| 1897 | V.L. Parrington | | | 2-0 | |
| 1898 | V.L. Parrington | | | 2-0 | |
| 1899 | V.L. Parrington | | | 2-1 | |
| 1900 | V.L. Parrington | | | 3-1-1 | |
| 1901 | Fred Roberts | | | 3-2 | |
| 1902 | Mark McMahon | | | 6-3 | |
| 1903 | Mark McMahon | | | 5-4-3 | |
| 1904 | Fred Ewing | | | 4-3-1 | |
| 1905 | Bennie Owen | | | 7-2 | |
| 1906 | Bennie Owen | | | 5-2-2 | |
| 1907 | Bennie Owen | | | 4-4 | |
| 1908 | Bennie Owen | | | 8-1-1 | |
| 1909 | Bennie Owen | | | 6-4 | |
| 1910 | Bennie Owen | | | 4-2-1 | |
| 1911 | Bennie Owen | | | 8-0 | |
| 1912 | Bennie Owen | | | 5-4 | |
| 1913 | Bennie Owen | | | 6-2 | |
| 1914 | Bennie Owen | | | 9-1-1 | |
| 1915 | Bennie Owen | 3-0 | T-1 | 10-0 | |
| 1916 | Bennie Owen | 2-1 | T-3 | 6-5 | |
| 1917 | Bennie Owen | 1-1-1 | 3 | 6-4-1 | |
| 1918 | Bennie Owen | 2-0 | 1 | 6-0 | |
| 1919 | Bennie Owen | 2-1 | 3 | 5-2-3 | |
| 1920 | Bennie Owen | 4-0-1 | 1 | 6-0-1 | |
| 1921 | Bennie Owen | 2-3 | T-7 | 5-3 | |
| 1922 | Bennie Owen | 1-2-2 | 6 | 2-3-3 | |
| 1923 | Bennie Owen | 2-4 | 6 | 3-5 | |
| 1924 | Bennie Owen | 2-3-1 | 6 | 2-5-1 | |
| 1925 | Bennie Owen | 3-3-1 | 5 | 4-3-1 | |
| 1926 | Bennie Owen | 3-2-1 | 5 | 5-2-1 | |
| 1927 | Adrian Lindsey | 2-3 | T-7 | 3-3-2 | |
| 1928 | Adrian Lindsey | 3-2 | T-2 | 5-3 | |
| 1929 | Adrian Lindsey | 2-2-1 | 4 | 3-3-2 | |
| 1930 | Adrian Lindsey | 3-1-1 | 2 | 4-3-1 | |
| 1931 | Adrian Lindsey | 1-4 | T-5 | 4-7-1 | |
| 1932 | Lewie Hardage | 3-2 | T-2 | 4-4-1 | |
| 1933 | Lewie Hardage | 3-2 | 3 | 4-4-1 | |
| 1934 | Lewie Hardage | 2-2-1 | 3 | 3-4-2 | |
| 1935 | Biff Jones | 3-2 | 2 | 6-3 | |
| 1936 | Biff Jones | 1-2-2 | 4 | 3-3-3 | |
| 1937 | Tom Stidham | 3-1-1 | 2 | 5-2-2 | |
| 1938 | Tom Stidham | 5-0 | 1 | 10-1 | Orange |
| 1939 | Tom Stidham | 3-2 | 3 | 6-2-1 | |
| 1940 | Tom Stidham | 4-1 | 2 | 6-3 | |
| 1941 | Snorter Luster | 3-2 | T-2 | 6-3 | |
| 1942 | Snorter Luster | 3-1-1 | 2 | 3-5-2 | |
| 1943 | Snorter Luster | 5-0 | 1 | 7-2 | |
| 1944 | Snorter Luster | 4-0-1 | 1 | 6-3-1 | |
| 1945 | Snorter Luster | 4-1 | 2 | 5-5 | |
| 1946 | Jim Tatum | 4-1 | T-1 | 8-3 | Gator |
| 1947 | Bud Wilkinson | 4-0-1 | T-1 | 7-2-1 | |
| 1948 | Bud Wilkinson | 5-0 | 1 | 10-1 | Sugar |
| 1949 | Bud Wilkinson | 5-0 | 1 | 11-0 | Sugar |
| 1950 | Bud Wilkinson | 6-0 | 1 | 10-1 | Sugar |
| 1951 | Bud Wilkinson | 6-0 | 1 | 8-2 | |
| 1952 | Bud Wilkinson | 5-0-1 | 1 | 8-1-1 | |
| 1953 | Bud Wilkinson | 6-0 | 1 | 9-1-1 | Orange |
| 1954 | Bud Wilkinson | 6-0 | 1 | 10-0 | |
| 1955 | Bud Wilkinson | 6-0 | 1 | 11-0 | Orange |
| 1956 | Bud Wilkinson | 6-0 | 1 | 10-0 | |
| 1957 | Bud Wilkinson | 6-0 | 1 | 10-1 | Orange |
| 1958 | Bud Wilkinson | 6-0 | 1 | 10-1 | Orange |
| 1959 | Bud Wilkinson | 5-1 | 1 | 7-3 | |
| 1960 | Bud Wilkinson | 2-4-1 | 5 | 3-6-1 | |
| 1961 | Bud Wilkinson | 4-3 | 4 | 5-5 | |
| 1962 | Bud Wilkinson | 7-0 | 1 | 8-3 | Orange |
| 1963 | Bud Wilkinson | 6-1 | 2 | 8-2 | |

| Year | Coach | Conf | Conf Finish | Overall | Bowls |
|------|-------------------------------|-------|-------------|---------|------------------|
| 1964 | Gomer Jones | 5-1-1 | 2 | 6-4-1 | Gator |
| 1965 | Gomer Jones | 3-4 | 5 | 3-7 | |
| 1966 | Jim MacKenzie | 4-3 | 5 | 6-4 | |
| 1967 | Chuck Fairbanks | 7-0 | 1 | 10-1 | Orange |
| 1968 | Chuck Fairbanks | 6-1 | T-1 | 7-4 | Bluebonnet |
| 1969 | Chuck Fairbanks | 4-3 | 4 | 6-4 | |
| 1970 | Chuck Fairbanks | 5-2 | T-2 | 7-4-1 | Bluebonnet |
| 1971 | Chuck Fairbanks | 6-1 | 2 | 11-1 | Sugar |
| 1972 | Chuck Fairbanks | 6-1 | 1 | 11-1 | Sugar |
| 1973 | Barry Switzer | 7-0 | 1 | 10-0-1 | |
| 1974 | Barry Switzer | 7-0 | 1 | 11-0 | |
| 1975 | Barry Switzer | 6-1 | 1 | 11-1 | Orange |
| 1976 | Barry Switzer | 5-2 | T-1 | 9-2-1 | Fiesta |
| 1977 | Barry Switzer | 7-0 | 1 | 10-2 | Orange |
| 1978 | Barry Switzer | 6-1 | T-1 | 11-1 | Orange |
| 1979 | Barry Switzer | 7-0 | 1 | 11-1 | Orange |
| 1980 | Barry Switzer | 7-0 | 1 | 10-2 | Orange |
| 1981 | Barry Switzer | 4-2-1 | 2 | 7-4-1 | Sun |
| 1982 | Barry Switzer | 6-1 | 2 | 8-4 | Fiesta |
| 1983 | Barry Switzer | 5-2 | 2 | 8-4 | |
| 1984 | Barry Switzer | 6-1 | T-1 | 9-2-1 | Orange |
| 1985 | Barry Switzer | 7-0 | 1 | 11-1 | Orange |
| 1986 | Barry Switzer | 7-0 | 1 | 11-1 | Orange |
| 1987 | Barry Switzer | 7-0 | 1 | 11-1 | Orange |
| 1988 | Barry Switzer | 6-1 | 2 | 9-3 | Citrus |
| 1989 | Gary Gibbs | 5-2 | 3 | 7-4 | |
| 1990 | Gary Gibbs | 5-2 | T-2 | 8-3 | |
| 1991 | Gary Gibbs | 5-2 | 3 | 9-3 | Gator |
| 1992 | Gary Gibbs | 3-2-2 | 4 | 5-4-2 | |
| 1993 | Gary Gibbs | 4-3 | 4 | 9-3 | Sun |
| 1994 | Gary Gibbs | 4-3 | 4 | 6-6 | Copper |
| 1995 | Howard Schnellenberger | 2-5 | T-5 | 5-5-1 | |
| 1996 | John Blake | 3-5 | 4 | 3-8 | |
| 1997 | John Blake | 2-6 | T-4 | 4-8 | |
| 1998 | John Blake | 3-5 | T-4 | 5-6 | |
| 1999 | Bob Stoops | 5-3 | T-2 | 7-5 | Independence |
| 2000 | Bob Stoops | 8-0 | 1 | 13-0 | Orange |
| 2001 | Bob Stoops | 6-2 | 2 | 11-2 | Cotton |
| 2002 | Bob Stoops | 6-2 | 1 | 12-2 | Rose |
| 2003 | Bob Stoops | 8-0 | 1 | 12-2 | Sugar |
| 2004 | Bob Stoops | 8-0 | 1 | 12-1 | Orange |
| 2005 | Bob Stoops | 6-2 | T-2 | 8-4 | Holiday |
| 2006 | Bob Stoops | 7-1 | 1 | 11-3 | Fiesta |
| 2007 | Bob Stoops | 6-2 | 1 | 11-3 | Fiesta |
| 2008 | Bob Stoops | 7-1 | T-1 | 12-2 | BCS Championship |
| 2009 | Bob Stoops | 5-3 | T-3 | 8-5 | Sun |
| 2010 | Bob Stoops | 6-2 | T-1 | 12-2 | Fiesta |
| 2011 | Bob Stoops | 6-3 | T-3 | 10-3 | Insight |
| 2012 | Bob Stoops | 8-1 | T-1 | 10-3 | Cotton |
| 2013 | Bob Stoops | 7-2 | T-2 | 11-2 | Sugar |
| 2014 | Bob Stoops | 5-4 | T-4 | 8-5 | Russell Athletic |
| 2015 | Bob Stoops | 8-1 | 1 | 11-2 | Orange |
| 2016 | Bob Stoops | 9-0 | 1 | 11-2 | Sugar |
| 2017 | Lincoln Riley | 8-1 | 1 | 12-2 | Rose |
| 2018 | Lincoln Riley | 8-1 | 1 | 12-2 | Orange |
| 2019 | Lincoln Riley | 8-1 | 1 | 12-2 | Peach |
| 2020 | Lincoln Riley | 6-2 | 1 | 9-2 | Cotton |
| 2021 | Lincoln Riley/ *Bob Stoops | 7-2 | 3 | 11-2 | Alamo |
| 2022 | Brent Venables | 3-6 | T-7 | 6-7 | Cheez-It |
| 2023 | Brent Venables | 7-2 | T-2 | 10-3 | Alamo |

• Interim Head Coach

SOUTH CAROLINA



Shane Beamer
Head Coach

Overall: 20-18 (Fourth season)
South Carolina: Same

2024 SCHEDULE

| | | |
|----------|----------------|------------------|
| Aug. 31 | Old Dominion | Columbia, S.C. |
| Sept. 7 | at Kentucky* | Lexington, Ky. |
| Sept. 14 | LSU* | Columbia, S.C. |
| Sept. 21 | Akron | Columbia, S.C. |
| Oct. 5 | Ole Miss* | Columbia, S.C. |
| Oct. 12 | at Alabama* | Tuscaloosa, Ala. |
| Oct. 19 | at Oklahoma* | Norman, Okla. |
| Nov. 2 | Texas A&M* | Columbia, S.C. |
| Nov. 9 | at Vanderbilt* | Nashville, Tenn. |
| Nov. 16 | Missouri* | Columbia, S.C. |
| Nov. 23 | Wofford | Columbia, S.C. |
| Nov. 30 | at Clemson | Clemson, S.C. |

*SEC game

2023 RESULTS

| | | |
|----------|--------------------|----------|
| Sept. 2 | vs. North Carolina | L, 31-17 |
| Sept. 9 | Furman | W, 47-21 |
| Sept. 16 | at Georgia* | L, 24-14 |
| Sept. 23 | Mississippi State* | W, 37-30 |
| Sept. 30 | at Tennessee* | L, 41-20 |
| Oct. 14 | Florida* | L, 41-39 |
| Oct. 21 | at Missouri* | L, 34-12 |
| Oct. 28 | at Texas A&M* | L, 30-17 |
| Nov. 4 | Jacksonville State | W, 38-28 |
| Nov. 11 | Vanderbilt* | W, 47-6 |
| Nov. 18 | Kentucky* | W, 17-14 |
| Nov. 25 | Clemson | L, 16-7 |

YEAR-BY-YEAR RECORDS

| Year | Coach | SEC | SEC Finish | Overall | Bowls |
|------|-------------------------------|-----|------------|---------|-------|
| 1892 | No Coach | | | 0-1 | |
| 1893 | No Team | | | | |
| 1894 | No Coach | | | 0-2 | |
| 1895 | No Coach | | | 2-1 | |
| 1896 | W.H. Whaley | | | 1-3 | |
| 1897 | W. P. Murphy | | | 0-3 | |
| 1898 | W. Wertenbaker | | | 1-2 | |
| 1899 | I. O. Hunt | | | 2-3 | |
| 1900 | I. O. Hunt | | | 4-3 | |
| 1901 | R. W. Dickson | | | 3-4 | |
| 1902 | C. R. Williams | | | 6-1 | |
| 1903 | C. R. Williams | | | 8-2 | |
| 1904 | Christie Benet | | | 5-2-1 | |
| 1905 | Christie Benet | | | 4-2-1 | |
| 1906 | (Football banned by trustees) | | | | |
| 1907 | Douglas McKay | | | 3-0 | |
| 1908 | Christie Benet | | | 3-5-1 | |
| 1909 | Christie Benet | | | 2-6 | |
| 1910 | John H. Neff | | | 4-4 | |
| 1911 | John H. Neff | | | 1-4-2 | |
| 1912 | N. B. Edgerton | | | 5-2-1 | |
| 1913 | N. B. Edgerton | | | 4-3 | |
| 1914 | N. B. Edgerton | | | 5-5-1 | |
| 1915 | N. B. Edgerton | | | 5-3-1 | |
| 1916 | Rice Warren | | | 2-7 | |
| 1917 | Dixon Foster | | | 3-5 | |
| 1918 | Frank Dobson | | | 2-1-1 | |
| 1919 | Dixon Foster | | | 1-7-1 | |
| 1920 | Sol Metzger | | | 5-4 | |
| 1921 | Sol Metzger | | | 5-1-2 | |
| 1922 | Sol Metzger | | | 5-4 | |
| 1923 | Sol Metzger | | | 4-6 | |
| 1924 | Sol Metzger | | | 7-3 | |
| 1925 | Branch Bocock | | | 7-3 | |
| 1926 | Branch Bocock | | | 6-4 | |
| 1927 | Harry Lightsey | | | 4-5 | |
| 1928 | Billy Laval | | | 6-2-2 | |
| 1929 | Billy Laval | | | 6-5 | |
| 1930 | Billy Laval | | | 6-4 | |
| 1931 | Billy Laval | | | 5-4-1 | |
| 1932 | Billy Laval | | | 5-4-2 | |
| 1933 | Billy Laval | | | 6-3-1 | |
| 1934 | Billy Laval | | | 5-4 | |
| 1935 | Don McCallister | | | 3-7 | |
| 1936 | Don McCallister | | | 5-7 | |
| 1937 | Don McCallister | | | 5-6-1 | |
| 1938 | Rex Enright | | | 6-4-1 | |
| 1939 | Rex Enright | | | 3-6-1 | |
| 1940 | Rex Enright | | | 3-6 | |
| 1941 | Rex Enright | | | 4-4-1 | |
| 1942 | Rex Enright | | | 1-7-1 | |
| 1943 | J. P. Moran | | | 5-2 | |
| 1944 | William Newton | | | 3-4-2 | |
| 1945 | Johnnie McMillan | | | 2-4-3 | Gator |
| 1946 | Rex Enright | | | 5-3 | |
| 1947 | Rex Enright | | | 6-2-1 | |
| 1948 | Rex Enright | | | 3-5 | |
| 1949 | Rex Enright | | | 4-6 | |
| 1950 | Rex Enright | | | 3-4-2 | |
| 1951 | Rex Enright | | | 5-4 | |
| 1952 | Rex Enright | | | 5-5 | |
| 1953 | Rex Enright | | | 7-3 | |
| 1954 | Rex Enright | | | 6-4 | |
| 1955 | Rex Enright | | | 3-6 | |
| 1956 | Warren Giese | | | 7-3 | |
| 1957 | Warren Giese | | | 5-5 | |
| 1958 | Warren Giese | | | 7-3 | |
| 1959 | Warren Giese | | | 6-4 | |

| Year | Coach | SEC | SEC Finish | Overall | Bowls |
|------|------------------------------|-------|------------|---------|-----------------|
| 1960 | Warren Giese | | | 3-6-1 | |
| 1961 | Marvin Bass | | | 4-6 | |
| 1962 | Marvin Bass | | | 4-5-1 | |
| 1963 | Marvin Bass | | | 1-8-1 | |
| 1964 | Marvin Bass | | | 3-5-2 | |
| 1965 | Marvin Bass | | | 5-5 | |
| 1966 | Paul Dietzel | | | 1-9 | |
| 1967 | Paul Dietzel | | | 5-5 | |
| 1968 | Paul Dietzel | | | 4-6 | |
| 1969 | Paul Dietzel | | | 7-4 | Peach |
| 1970 | Paul Dietzel | | | 4-6-1 | |
| 1971 | Paul Dietzel | | | 6-5 | |
| 1972 | Paul Dietzel | | | 4-7 | |
| 1973 | Paul Dietzel | | | 7-4 | |
| 1974 | Paul Dietzel | | | 4-7 | |
| 1975 | Jim Carlen | | | 7-5 | Tangerine |
| 1976 | Jim Carlen | | | 6-5 | |
| 1977 | Jim Carlen | | | 5-7 | |
| 1978 | Jim Carlen | | | 5-5-1 | |
| 1979 | Jim Carlen | | | 8-4 | Hall of Fame |
| 1980 | Jim Carlen | | | 8-4 | Gator |
| 1981 | Jim Carlen | | | 6-6 | |
| 1982 | Richard Bell | | | 4-7 | |
| 1983 | Joe Morrison | | | 5-6 | |
| 1984 | Joe Morrison | | | 10-2 | Gator |
| 1985 | Joe Morrison | | | 5-6 | |
| 1986 | Joe Morrison | | | 3-6-2 | |
| 1987 | Joe Morrison | | | 8-4 | Gator |
| 1988 | Joe Morrison | | | 8-4 | Liberty |
| 1989 | Sparky Woods | | | 6-4-1 | |
| 1990 | Sparky Woods | | | 6-5 | |
| 1991 | Sparky Woods | | | 3-6-2 | |
| 1992 | Sparky Woods | | 4-E | 5-6 | |
| 1993 | Sparky Woods | 3-5 | #3-5 T4-E | #5-6 | |
| 1994 | Brad Scott | 3-5 | 3-E | 7-5 | Carquest |
| 1995 | Brad Scott | 2-5-1 | 4-E | 4-6-1 | |
| 1996 | Brad Scott | 4-4 | 3-E | 6-5 | |
| 1997 | Brad Scott | 3-5 | 4-E | 5-6 | |
| 1998 | Brad Scott | 0-8 | 6-E | 1-10 | |
| 1999 | Lou Holtz | 0-8 | 6-E | 0-11 | |
| 2000 | Lou Holtz | 5-3 | T2-E | 8-4 | Outback |
| 2001 | Lou Holtz | 5-3 | 3-E | 9-3 | Outback |
| 2002 | Lou Holtz | 3-5 | 4-E | 5-7 | |
| 2003 | Lou Holtz | 2-6 | 4-E | 5-7 | |
| 2004 | Lou Holtz | 4-4 | T3-E | 6-5 | |
| 2005 | Steve Spurrier | 5-3 | T2-E | 7-5 | Independence |
| 2006 | Steve Spurrier | 3-5 | 5-E | 8-5 | Liberty |
| 2007 | Steve Spurrier | 3-5 | T4-E | 6-6 | |
| 2008 | Steve Spurrier | 4-4 | T3-E | 7-6 | Outback |
| 2009 | Steve Spurrier | 3-5 | T4-E | 7-6 | Papajohns.com |
| 2010 | Steve Spurrier | 5-3 | 1-E | 9-5 | Chick-fil-A |
| 2011 | Steve Spurrier | 6-2 | 2-E | 11-2 | Capital One |
| 2012 | Steve Spurrier | 6-2 | 3-E | 11-2 | Outback |
| 2013 | Steve Spurrier | 6-2 | 2-E | 11-2 | Capital One |
| 2014 | Steve Spurrier | 3-5 | T4-E | 7-6 | Independence |
| 2015 | Steve Spurrier/Shawn Elliott | 1-7 | T6-E | 3-9 | |
| 2016 | Will Muschamp | 3-5 | T5-E | 6-7 | Birmingham |
| 2017 | Will Muschamp | 5-3 | 2-E | 9-4 | Outback |
| 2018 | Will Muschamp | 4-4 | T4-E | 7-6 | Belk |
| 2019 | Will Muschamp | 3-5 | T4-E | 4-8 | |
| 2020 | Will Muschamp/Mike Bobo | 2-8 | 6-E | 2-8 | |
| 2021 | Shane Beamer | 3-5 | T4-E | 7-6 | Duke's Mayo |
| 2022 | Shane Beamer | 4-4 | 3-E | 8-5 | TaxSlayer Gator |
| 2023 | Shane Beamer | 3-5 | T4-E | 5-7 | |

Includes game forfeited to South Carolina



TENNESSEE



Josh Heupel
Head Coach

Overall: 55-20 (Seventh season)
Tennessee: 27-12 (Fourth season)

2024 SCHEDULE

| | | |
|----------|--------------------|--------------------|
| Aug. 31 | Chattanooga | Knoxville, Tenn. |
| Sept. 7 | vs. NC State | Charlotte, N.C. |
| Sept. 14 | Kent State | Knoxville, Tenn. |
| Sept. 21 | at Oklahoma* | Norman, Okla. |
| Oct. 5 | at Arkansas* | Fayetteville, Ark. |
| Oct. 12 | Florida* | Knoxville, Tenn. |
| Oct. 19 | Alabama* | Knoxville, Tenn. |
| Nov. 2 | Kentucky* | Lexington, Ky. |
| Nov. 9 | Mississippi State* | Starkville, Miss. |
| Nov. 16 | at Georgia* | Athens, Ga. |
| Nov. 23 | UTEP | Knoxville, Tenn. |
| Nov. 30 | at Vanderbilt* | Nashville, Tenn. |

*SEC game

2023 RESULTS

| | | |
|----------|------------------------|----------|
| Sept. 2 | vs. Virginia | W, 49-13 |
| Sept. 9 | Austin Peay | W, 30-13 |
| Sept. 16 | at Florida* | L, 29-16 |
| Sept. 23 | UTSA | W, 45-14 |
| Sept. 30 | South Carolina* | W, 41-20 |
| Oct. 14 | Texas A&M* | W, 20-13 |
| Oct. 21 | at Alabama* | L, 34-20 |
| Oct. 28 | Kentucky* | W, 33-27 |
| Nov. 4 | UConn | W, 59-3 |
| Nov. 11 | at Missouri* | L, 36-7 |
| Nov. 18 | Georgia* | L, 38-10 |
| Nov. 25 | Vanderbilt* | W, 48-24 |
| Jan. 1 | vs. Iowa (Citrus Bowl) | W, 35-0 |

YEAR-BY-YEAR RECORDS

| Year | Coach | Conf | Conf Finish | Overall | Bowls |
|------|-------------------|-------|-------------|---------|----------|
| 1891 | None | | | 0-1 | |
| 1892 | None | | | 2-5 | |
| 1893 | None | | | 2-4 | |
| 1894 | No Team | | | | |
| 1895 | No Team | | | | |
| 1896 | None | | | 4-0 | |
| 1897 | None | | | 4-1 | |
| 1898 | No Team | | | | |
| 1899 | J.A. Pierce | | | 6-2 | |
| 1900 | J.A. Pierce | | | 3-2-1 | |
| 1901 | George Kelley | | | 3-3-2 | |
| 1902 | H.F. Fisher | | | 6-2 | |
| 1903 | H.F. Fisher | | | 4-5 | |
| 1904 | S.D. Crawford | | | 3-5-1 | |
| 1905 | J.D. DePree | | | 3-5-1 | |
| 1906 | J.D. DePree | | | 1-6-2 | |
| 1907 | George Levene | | | 7-2-1 | |
| 1908 | George Levene | | | 7-2 | |
| 1909 | George Levene | | | 1-6-2 | |
| 1910 | Alex Stone | | | 3-5-1 | |
| 1911 | Z.G. Clevenger | | | 3-4-2 | |
| 1912 | Z.G. Clevenger | | | 4-4 | |
| 1913 | Z.G. Clevenger | | | 6-3 | |
| 1914 | Z.G. Clevenger | | | 9-0 | |
| 1915 | Z.G. Clevenger | | | 4-4 | |
| 1916 | John R. Bender | | | 8-0-1 | |
| 1917 | No Team | | | | |
| 1918 | No Team | | | | |
| 1919 | John R. Bender | | | 3-3-3 | |
| 1920 | John R. Bender | | | 7-2 | |
| 1921 | M.B. Banks | | | 6-2-1 | |
| 1922 | M.B. Banks | | | 8-2 | |
| 1923 | M.B. Banks | | | 5-4-1 | |
| 1924 | M.B. Banks | | | 3-5 | |
| 1925 | M.B. Banks | | | 5-2-1 | |
| 1926 | Robert R. Neyland | | | 8-1 | |
| 1927 | Robert R. Neyland | | | 8-0-1 | |
| 1928 | Robert R. Neyland | | | 9-0-1 | |
| 1929 | Robert R. Neyland | | | 9-0-1 | |
| 1930 | Robert R. Neyland | | | 9-1 | |
| 1931 | Robert R. Neyland | | | 9-0-1 | New York |
| 1932 | Robert R. Neyland | | | 9-0-1 | |
| 1933 | Robert R. Neyland | 5-2 | 4 | 7-3 | |
| 1934 | Robert R. Neyland | 5-1 | 3 | 8-2 | |
| 1935 | W.H. Britton | 2-3 | 9t | 4-5 | |
| 1936 | Robert R. Neyland | 3-1-2 | 4 | 6-2-2 | |
| 1937 | Robert R. Neyland | 4-3 | 7 | 6-3-1 | |
| 1938 | Robert R. Neyland | 7-0 | 1 | 11-0 | Orange |
| 1939 | Robert R. Neyland | 6-0 | 1t | 10-1 | Rose |
| 1940 | Robert R. Neyland | 5-0 | 1 | 10-1 | Sugar |
| 1941 | John Barnhill | 3-1 | 2 | 8-2 | |
| 1942 | John Barnhill | 4-1 | 2t | 9-1-1 | Sugar |
| 1943 | NO TEAM | | | | |
| 1944 | John Barnhill | 5-0-1 | 2 | 7-1-1 | Rose |
| 1945 | John Barnhill | 3-1 | 2 | 8-1 | |
| 1946 | Robert R. Neyland | 5-0 | 1t | 9-2 | Orange |
| 1947 | Robert R. Neyland | 2-3 | 9t | 5-5 | |
| 1948 | Robert R. Neyland | 2-3-1 | 8 | 4-4-2 | |
| 1949 | Robert R. Neyland | 4-1-1 | 3 | 7-2-1 | |
| 1950 | Robert R. Neyland | 4-1 | 2 | 11-1 | Cotton |
| 1951 | Robert R. Neyland | 5-0 | 1t | 10-1 | Sugar |
| 1952 | Robert R. Neyland | 5-0-1 | 2 | 8-2-1 | Cotton |
| 1953 | Harvey Robinson | 3-2-1 | 7 | 6-4-1 | |
| 1954 | Harvey Robinson | 1-5 | 11t | 4-6 | |
| 1955 | Bowden Wyatt | 3-2-1 | 4 | 6-3-1 | |
| 1956 | Bowden Wyatt | 6-0 | 1 | 10-1 | Sugar |
| 1957 | Bowden Wyatt | 4-3 | 5 | 8-3 | Gator |
| 1958 | Bowden Wyatt | 4-3 | 5 | 4-6 | |

| Year | Coach | Conf | Conf Finish | Overall | Bowls |
|------|-------------------------------|-------|-------------|---------|--------------|
| 1959 | Bowden Wyatt | 3-4-1 | 8 | 5-4-1 | |
| 1960 | Bowden Wyatt | 3-2-2 | 5 | 6-2-2 | |
| 1961 | Bowden Wyatt | 4-3 | 4t | 6-4 | |
| 1962 | Bowden Wyatt | 2-6 | 10 | 4-6 | |
| 1963 | Jim McDonald | 3-5 | 8 | 5-5 | |
| 1964 | Doug Dickey | 1-5-1 | 10 | 4-5-1 | |
| 1965 | Doug Dickey | 3-1-2 | 3t | 8-1-2 | Bluebonnet |
| 1966 | Doug Dickey | 4-2 | 5 | 8-3 | Gator |
| 1967 | Doug Dickey | 6-0 | 1 | 9-2 | Orange |
| 1968 | Doug Dickey | 4-1-1 | 2 | 8-2-1 | Cotton |
| 1969 | Doug Dickey | 5-1 | 1 | 9-2 | Gator |
| 1970 | Bill Battle | 4-1 | 2 | 11-1 | Sugar |
| 1971 | Bill Battle | 4-2 | 4t | 10-2 | Liberty |
| 1972 | Bill Battle | 4-2 | 4 | 10-2 | Bluebonnet |
| 1973 | Bill Battle | 3-3 | 4 | 8-4 | Gator |
| 1974 | Bill Battle | 2-3-1 | 7t | 7-3-2 | Liberty |
| 1975 | Bill Battle | 3-3 | 5 | 7-5 | |
| 1976 | Bill Battle | 2-4 | 8 | 6-5 | |
| 1977 | Johnny Majors | 1-5 | 8 | 4-7 | |
| 1978 | Johnny Majors | 3-3 | 4t | 5-5-1 | |
| 1979 | Johnny Majors | 3-3 | 5t | 7-5 | Bluebonnet |
| 1980 | Johnny Majors | 3-3 | 6 | 5-6 | |
| 1981 | Johnny Majors | 3-3 | 4t | 8-4 | Garden State |
| 1982 | Johnny Majors | 3-2-1 | 5 | 6-5-1 | Peach |
| 1983 | Johnny Majors | 4-2 | 3t | 9-3 | Citrus |
| 1984 | Johnny Majors | 3-3 | 5t | 7-4-1 | Sun |
| 1985 | Johnny Majors | 5-1 | 1 | 9-1-2 | Sugar |
| 1986 | Johnny Majors | 3-3 | 6 | 7-5 | Liberty |
| 1987 | Johnny Majors | 4-1-1 | 3 | 10-2-1 | Peach |
| 1988 | Johnny Majors | 3-4 | 6t | 5-6 | |
| 1989 | Johnny Majors | 6-1 | 1t | 11-1 | Cotton |
| 1990 | Johnny Majors | 5-1-1 | 1 | 9-2-2 | Sugar |
| 1991 | Johnny Majors | 5-2 | 3 | 9-3 | Fiesta |
| 1992 | Johnny Majors/ Phillip Fulmer | 5-3 | 3-E | 9-3 | Hall of Fame |
| 1993 | Phillip Fulmer | #7-1 | T1-E | #10-2 | Citrus |
| 1994 | Phillip Fulmer | 5-3 | 2-E | 8-4 | Gator |
| 1995 | Phillip Fulmer | 7-1 | 2-E | 11-1 | Citrus |
| 1996 | Phillip Fulmer | 7-1 | 2-E | 10-2 | Citrus |
| 1997 | Phillip Fulmer | 7-1 | 1-E | 11-2 | Orange |
| 1998 | Phillip Fulmer | 8-0 | 1-E | 13-0 | Fiesta |
| 1999 | Phillip Fulmer | 6-2 | 2-E | 9-3 | Fiesta |
| 2000 | Phillip Fulmer | 5-3 | 2-E | 8-4 | Cotton |
| 2001 | Phillip Fulmer | 7-1 | 1-E | 11-2 | Citrus |
| 2002 | Phillip Fulmer | 5-3 | 3-E | 8-5 | Peach |
| 2003 | Phillip Fulmer | 6-2 | T1-E | 10-3 | Peach |
| 2004 | Phillip Fulmer | 7-1 | 1-E | 10-3 | Cotton |
| 2005 | Phillip Fulmer | 3-5 | T4-E | 5-6 | |
| 2006 | Phillip Fulmer | 5-3 | 2-E | 9-4 | Outback |
| 2007 | Phillip Fulmer | 6-2 | T1-E | 10-4 | Outback |
| 2008 | Phillip Fulmer | 3-5 | 5-E | 5-7 | |
| 2009 | Lane Kiffin | 4-4 | T2-E | 7-6 | Check-fil-A |
| 2010 | Derek Dooley | 3-5 | T3-E | 6-7 | Music City |
| 2011 | Derek Dooley | 1-7 | 6-E | 5-7 | |
| 2012 | Derek Dooley/ Jim Chaney | 1-7 | 6-E | 5-7 | |
| 2013 | Butch Jones | 2-6 | 6-E | 5-7 | |
| 2014 | Butch Jones | 3-5 | 4-E | 7-6 | TaxSlayer |
| 2015 | Butch Jones | 5-3 | 2-E | 9-4 | Outback |
| 2016 | Butch Jones | 4-4 | T2-E | 9-4 | Music City |
| 2017 | Butch Jones | 0-8 | 6-E | 4-8 | |
| 2018 | Jeremy Pruitt | 2-6 | 7-E | 5-7 | |
| 2019 | Jeremy Pruitt | 5-3 | 3-E | 8-5 | TaxSlayer |
| 2020 | Jeremy Pruitt | 3-7 | 5-E | 3-7 | |
| 2021 | Josh Heupel | 4-4 | 3-E | 7-6 | Music City |
| 2022 | Josh Heupel | 6-2 | 2-E | 11-2 | Orange |
| 2023 | Josh Heupel | 4-4 | 3-E | 9-4 | Citrus |

Includes game forfeited to Tennessee



Steve Sarkisian
Head Coach

Overall: 71-49 (10th season)
Texas: 25-14 (Fourth season)

2024 SCHEDULE

| | | |
|----------|--------------------|------------------------------|
| Aug. 31 | Colorado State | Austin, Texas |
| Sept. 7 | at Michigan | Ann Arbor, Mich. |
| Sept. 14 | UTSA | Austin, Texas |
| Sept. 21 | UTSA | Austin, Texas |
| Sept. 28 | Mississippi State* | Austin, Texas |
| Oct. 12 | vs. Oklahoma* | Dallas, Texas |
| Oct. 19 | Georgia* | Austin, Texas |
| Oct. 26 | at Vanderbilt* | Nashville, Tenn. |
| Nov. 9 | Florida* | Austin, Texas |
| Nov. 16 | at Arkansas* | Fayetteville, Ark. |
| Nov. 23 | Kentucky* | Lexington, Ky. |
| Nov. 30 | at Texas A&M* | Bryan-College Station, Texas |

*SEC game

2023 RESULTS

| | | |
|----------|--|---------------|
| Sept. 2 | Rice | W, 37-10 |
| Sept. 9 | at Alabama | W, 34-24 |
| Sept. 16 | Wyoming | W, 31-10 |
| Sept. 23 | at Baylor | W, 38-6 |
| Sept. 30 | Kansas | W, 40-14 |
| Oct. 7 | Oklahoma | L, 34-30 |
| Oct. 21 | at Houston | W, 31-24 |
| Oct. 28 | BYU | W, 35-6 |
| Nov. 4 | Kansas State | W, 33-30 (OT) |
| Nov. 11 | at TCU | W, 29-26 |
| Nov. 18 | at Iowa State | W, 26-16 |
| Nov. 24 | Texas Tech | W, 57-7 |
| Dec. 2 | vs. Oklahoma State (Big 12 Championship) | W, 49-21 |
| Jan. 1 | vs. Washington (Sugar Bowl) | L, 37-31 |

YEAR-BY-YEAR RECORDS

| Year | Coach | Conf | Conf Finish | Overall | Bowls |
|------|-------------------|-------|-------------|---------|------------|
| 1893 | No Coach | | | 4-0 | |
| 1894 | R.D. Wentworth | | | 6-1 | |
| 1895 | Frank Crawford | | | 5-0 | |
| 1896 | Harry Robinson | 1-1 | T-5 | 4-2-1 | |
| 1897 | W.F. Kelly | 0-0 | T-5 | 6-2 | |
| 1898 | D.F. Edwards | 0-1 | T-9 | 5-1 | |
| 1899 | M.G. Clarke | 3-2 | 7 | 6-2 | |
| 1900 | S.H. Thompson | 1-0 | 4 | 6-0 | |
| 1901 | S.H. Thompson | 0-0 | 7 | 8-2-1 | |
| 1902 | J.B. Hart | 4-1 | 4 | 6-3-1 | |
| 1903 | Ralph Hutchinson | 0-0-1 | 8 | 5-1-2 | |
| 1904 | Ralph Hutchinson | 1-0 | 3 | 6-2 | |
| 1905 | Ralph Hutchinson | 2-1 | 4 | 5-4 | |
| 1906 | H.R. Schenker | 1-1 | 7 | 9-1 | |
| 1907 | W.E. Metzenthin | | | 6-1-1 | |
| 1908 | W.E. Metzenthin | | | 5-4 | |
| 1909 | Dexter Draper | | | 4-3-1 | |
| 1910 | Bill Wasmund | | | 6-2 | |
| 1911 | Dave Allerdice | | | 5-2 | |
| 1912 | Dave Allerdice | | | 7-1 | |
| 1913 | Dave Allerdice | | 1 | 7-1 | |
| 1914 | Dave Allerdice | | 1 | 8-0 | |
| 1915 | Dave Allerdice | 2-2 | T-3 | 6-3 | |
| 1916 | Conrad Van Gent | 5-1 | 1 | 7-2 | |
| 1917 | William Juneau | 2-3 | 4 | 4-4 | |
| 1918 | William Juneau | 4-0 | 1 | 9-0 | |
| 1919 | William Juneau | 3-2 | 4 | 6-3 | |
| 1920 | Berry Whitaker | 5-0 | 1 | 9-0 | |
| 1921 | Berry Whitaker | 1-0-1 | 2 | 6-1-1 | |
| 1922 | Berry Whitaker | 2-1 | 2 | 7-2 | |
| 1923 | Edward Stewart | 2-0-1 | 2 | 8-0-1 | |
| 1924 | Edward Stewart | 2-3 | 6 | 5-3-1 | |
| 1925 | Edward Stewart | 2-1-1 | 2 | 6-2-1 | |
| 1926 | Edward Stewart | 2-2 | T-3 | 5-4 | |
| 1927 | Clyde Littlefield | 2-2-1 | 4 | 6-2-1 | |
| 1928 | Clyde Littlefield | 5-1 | 1 | 7-2 | |
| 1929 | Clyde Littlefield | 2-2-2 | T-4 | 5-2-2 | |
| 1930 | Clyde Littlefield | 4-1 | 1 | 8-1-1 | |
| 1931 | Clyde Littlefield | 2-3 | 5 | 6-4 | |
| 1932 | Clyde Littlefield | 5-1 | 2 | 8-2 | |
| 1933 | Clyde Littlefield | 2-3-1 | 5 | 4-5-2 | |
| 1934 | Jack Chevigny | 4-1-1 | 2 | 7-2-1 | |
| 1935 | Jack Chevigny | 1-5 | T-6 | 4-6 | |
| 1936 | Jack Chevigny | 1-5 | T-6 | 2-6-1 | |
| 1937 | Dana Bible | 1-5 | 7 | 2-6-1 | |
| 1938 | Dana Bible | 1-5 | T-6 | 1-8 | |
| 1939 | Dana Bible | 3-3 | 4 | 5-4 | |
| 1940 | Dana Bible | 4-2 | T-3 | 8-2 | |
| 1941 | Dana Bible | 4-1-1 | T-2 | 8-1-1 | |
| 1942 | Dana Bible | 5-1 | 1 | 9-2 | Cotton |
| 1943 | Dana Bible | 5-0 | 1 | 7-1-1 | Cotton |
| 1944 | Dana Bible | 3-2 | 2 | 5-4 | |
| 1945 | Dana Bible | 5-1 | 1 | 10-1 | Cotton |
| 1946 | Dana Bible | 4-2 | 3 | 8-2 | |
| 1947 | Blair Cherry | 5-1 | 2 | 10-1 | Sugar |
| 1948 | Blair Cherry | 2-1-1 | 2 | 7-3-1 | Orange |
| 1949 | Blair Cherry | 3-3 | T-3 | 6-4 | |
| 1950 | Blair Cherry | 6-0 | 1 | 9-2 | Cotton |
| 1951 | Edwin Price | 3-3 | T-3 | 7-3 | |
| 1952 | Edwin Price | 6-0 | 1 | 9-2 | Cotton |
| 1953 | Edwin Price | 5-1 | T-1 | 7-3 | |
| 1954 | Edwin Price | 2-3-1 | 5 | 4-5-1 | |
| 1955 | Edwin Price | 4-2 | 3 | 5-5 | |
| 1956 | Edwin Price | 0-6 | 7 | 1-9 | |
| 1957 | Darrell Royal | 4-1-1 | 2 | 6-4-1 | Sugar |
| 1958 | Darrell Royal | 3-3 | 4 | 7-3 | |
| 1959 | Darrell Royal | 5-1 | T-1 | 9-2 | Cotton |
| 1960 | Darrell Royal | 5-2 | T-2 | 7-3-1 | Bluebonnet |

| Year | Coach | Conf | Conf Finish | Overall | Bowls |
|------|------------------|-------|-------------|---------|------------|
| 1961 | Darrell Royal | 6-1 | T-1 | 10-1 | Cotton |
| 1962 | Darrell Royal | 6-0-1 | 1 | 9-1-1 | Cotton |
| 1963 | Darrell Royal | 7-0 | 1 | 11-0 | Cotton |
| 1964 | Darrell Royal | 6-1 | 2 | 10-1 | Orange |
| 1965 | Darrell Royal | 3-4 | T-4 | 6-4 | |
| 1966 | Darrell Royal | 5-2 | 2 | 7-4 | Bluebonnet |
| 1967 | Darrell Royal | 4-3 | T-3 | 6-4 | |
| 1968 | Darrell Royal | 6-1 | T-1 | 9-1-1 | Cotton |
| 1969 | Darrell Royal | 7-0 | 1 | 11-0 | Cotton |
| 1970 | Darrell Royal | 7-0 | 1 | 10-1 | Cotton |
| 1971 | Darrell Royal | 6-1 | 1 | 8-3 | Cotton |
| 1972 | Darrell Royal | 7-1 | 1 | 10-1 | Cotton |
| 1973 | Darrell Royal | 7-0 | 1 | 8-3 | Cotton |
| 1974 | Darrell Royal | 5-2 | T-2 | 8-4 | Gator |
| 1975 | Darrell Royal | 6-1 | T-1 | 10-2 | Bluebonnet |
| 1976 | Darrell Royal | 4-4 | 5 | 5-5-1 | |
| 1977 | Fred Akers | 8-0 | 1 | 11-1 | Cotton |
| 1978 | Fred Akers | 6-2 | T-2 | 9-3 | Sun |
| 1979 | Fred Akers | 6-2 | 3 | 9-3 | Sun |
| 1980 | Fred Akers | 4-4 | T-4 | 7-5 | Bluebonnet |
| 1981 | Fred Akers | 6-1-1 | 2 | 10-1-1 | WCotton |
| 1982 | Fred Akers | 7-1 | 2 | 9-3 | Sun |
| 1983 | Fred Akers | 8-0 | 1 | 11-1 | Cotton |
| 1984 | Fred Akers | 5-3 | T-3 | 7-4-1 | Freedom |
| 1985 | Fred Akers | 6-2 | T-2 | 8-4 | Bluebonnet |
| 1986 | Fred Akers | 4-4 | 5 | 5-6 | |
| 1987 | David McWilliams | 5-2 | T-2 | 7-5 | Bluebonnet |
| 1988 | David McWilliams | 2-5 | T-4 | 4-7 | |
| 1989 | David McWilliams | 4-4 | T-4 | 5-6 | |
| 1990 | David McWilliams | 8-0 | 1 | 10-2 | Cotton |
| 1991 | David McWilliams | 4-4 | T-5 | 5-6 | |
| 1992 | John Mackovic | 4-3 | T-2 | 6-5 | |
| 1993 | John Mackovic | 5-2 | T-2 | 5-5-1 | |
| 1994 | John Mackovic | 4-3 | T-1 | 8-4 | Sun |
| 1995 | John Mackovic | 7-0 | 1 | 10-2-1 | Sugar |
| 1996 | John Mackovic | 6-2 | 1 (South) | 8-5 | Fiesta |
| 1997 | John Mackovic | 2-6 | T-4 (South) | 4-7 | |
| 1998 | Mack Brown | 6-2 | 2 (South) | 9-3 | Cotton |
| 1999 | Mack Brown | 6-2 | 1 (South) | 9-5 | Cotton |
| 2000 | Mack Brown | 7-1 | 2 (South) | 9-3 | Holiday |
| 2001 | Mack Brown | 7-1 | T-1 (South) | 11-2 | Holiday |
| 2002 | Mack Brown | 6-2 | T-1 (South) | 11-2 | Cotton |
| 2003 | Mack Brown | 7-1 | 2 (South) | 10-3 | Holiday |
| 2004 | Mack Brown | 7-1 | 2 (South) | 11-1 | Rose |
| 2005 | Mack Brown | 8-0 | 1 (South) | 13-0 | Rose |
| 2006 | Mack Brown | 6-2 | 2 (South) | 10-3 | Alamo |
| 2007 | Mack Brown | 5-3 | 2 (South) | 10-3 | Holiday |
| 2008 | Mack Brown | 7-1 | T-1 (South) | 12-1 | Fiesta |
| 2009 | Mack Brown | 8-0 | 1 (South) | 13-1 | BCS NCG |
| 2010 | Mack Brown | 2-6 | 6 (South) | 5-7 | |
| 2011 | Mack Brown | 4-5 | T-6 | 8-5 | Holiday |
| 2012 | Mack Brown | 5-4 | T-3 | 9-4 | Alamo |
| 2013 | Mack Brown | 7-2 | T-2 | 8-5 | Alamo |
| 2014 | Charlie Strong | 5-4 | T-6 | 6-7 | Texas |
| 2015 | Charlie Strong | 4-5 | T-5 | 5-7 | |
| 2016 | Charlie Strong | 3-6 | T-6 | 5-7 | |
| 2017 | Tom Herman | 5-4 | T-4 | 7-6 | Texas |
| 2018 | Tom Herman | 7-2 | 2 | 10-4 | Sugar |
| 2019 | Tom Herman | 5-4 | T-3 | 8-5 | Alamo |
| 2020 | Tom Herman | 5-3 | 3 | 7-3 | Alamo |
| 2021 | Steve Sarkisian | 3-6 | 7 | 5-7 | |
| 2022 | Steve Sarkisian | 6-3 | 3 | 8-5 | Alamo |
| 2023 | Steve Sarkisian | 8-1 | 1 | 12-2 | Sugar |



TEXAS A&M



Mike Elko
Head Coach

Overall: 16-9 (Third season)
Texas A&M: First season

2024 SCHEDULE

| | | |
|----------|-----------------------|------------------------------|
| Aug. 31 | Notre Dame | Bryan-College Station, Texas |
| Sept. 7 | McNeese State | Bryan-College Station, Texas |
| Sept. 14 | at Florida* | Gainesville, Fla. |
| Sept. 21 | Bowling Green | Bryan-College Station, Texas |
| Sept. 28 | vs. Arkansas* | Arlington, Texas |
| Oct. 5 | Missouri* | Bryan-College Station, Texas |
| Oct. 19 | at Mississippi State* | Starkville, Miss. |
| Oct. 26 | LSU* | Bryan-College Station, Texas |
| Nov. 2 | at South Carolina* | Columbia, S.C. |
| Nov. 16 | New Mexico State | Bryan-College Station, Texas |
| Nov. 23 | at Auburn* | Auburn, Ala. |
| Nov. 30 | Texas* | Bryan-College Station, Texas |

*SEC game

2023 RESULTS

| | | |
|----------|---------------------------------|----------|
| Sept. 2 | New Mexico | W, 52-10 |
| Sept. 9 | at Miami | L, 48-33 |
| Sept. 16 | ULM | W, 47-3 |
| Sept. 23 | Auburn* | W, 27-10 |
| Sept. 30 | vs. Arkansas* | W, 34-22 |
| Oct. 7 | Alabama* | L, 26-20 |
| Oct. 14 | at Tennessee* | L, 20-13 |
| Oct. 28 | South Carolina* | W, 30-17 |
| Nov. 4 | at Ole Miss* | L, 38-35 |
| Nov. 11 | Mississippi State* | W, 51-10 |
| Nov. 18 | Abilene Christian | W, 38-10 |
| Nov. 25 | at LSU* | L, 42-30 |
| Dec. 27 | vs. Oklahoma State (Texas Bowl) | L, 31-23 |

YEAR-BY-YEAR RECORDS

| Year | Coach | Conf | Conf Finish | Overall | Bowls |
|------|------------------------|-------|-------------|---------|------------------|
| 1894 | F.D. Perkins | | | 1-1 | |
| 1895 | Did not field a team | | | | |
| 1896 | A.M. Soule, H.W. South | | | 2-0-1 | |
| 1897 | C.W. Taylor | | | 1-2 | |
| 1898 | H.W. Williams | | | 4-2 | |
| 1899 | W.A. Murray | | | 4-2 | |
| 1900 | W.A. Murray | | | 2-2-1 | |
| 1901 | W.A. Murray | | | 1-4 | |
| 1902 | J.E. Platt | | | 7-0-2 | |
| 1903 | J.E. Platt | | | 7-3-1 | |
| 1904 | J.E. Platt | | | 4-2 | |
| 1905 | W.E. Bachman | | | 7-2 | |
| 1906 | W.E. Bachman | | | 6-1 | |
| 1907 | L.L. Larson | | | 6-1-1 | |
| 1908 | N.A. Merriam | | | 3-5 | |
| 1909 | C.B. Moran | | | 7-0-1 | |
| 1910 | C.B. Moran | | | 8-1 | |
| 1911 | C.B. Moran | | | 6-1 | |
| 1912 | C.B. Moran | | | 8-1 | |
| 1913 | C.B. Moran | | | 3-4-2 | |
| 1914 | C.B. Moran | | | 6-1-1 | |
| 1915 | E.H. Harlan | 1-1 | T-4th | 6-2 | |
| 1916 | E.H. Harlan | 2-1 | T-3rd | 6-3 | |
| 1917 | D.X. Bible | 2-0 | 1st | 8-0 | |
| 1918 | D.V. Graves | 1-1 | T-3rd | 6-1 | |
| 1919 | D.X. Bible | 4-0 | 1st | 10-0 | |
| 1920 | D.X. Bible | 5-1 | 3rd | 6-1-1 | |
| 1921 | D.X. Bible | 3-0-2 | 1st | 6-1-2 | Dixie Classic |
| 1922 | D.X. Bible | 2-2 | T-3rd | 5-4 | |
| 1923 | D.X. Bible | 0-3-1 | 8th | 5-3-1 | |
| 1924 | D.X. Bible | 2-2-1 | 4th | 7-2-1 | |
| 1925 | D.X. Bible | 4-1 | 1st | 7-1-1 | |
| 1926 | D.X. Bible | 1-3-1 | 6th | 5-3-1 | |
| 1927 | D.X. Bible | 4-0-1 | 1st | 8-0-1 | |
| 1928 | D.X. Bible | 1-3-1 | 5th | 5-4-1 | |
| 1929 | Matty Bell | 2-3 | 6th | 5-4 | |
| 1930 | Matty Bell | 0-5 | 7th | 2-7 | |
| 1931 | Matty Bell | 3-2 | 3rd | 7-3 | |
| 1932 | Matty Bell | 1-2-2 | 4th | 4-4-2 | |
| 1933 | Matty Bell | 2-2-1 | 4th | 6-3-1 | |
| 1934 | Homer Norton | 1-4-1 | 6th | 2-7-2 | |
| 1935 | Homer Norton | 1-5 | 7th | 3-7 | |
| 1936 | Homer Norton | 3-2-1 | T-3rd | 8-3-1 | |
| 1937 | Homer Norton | 2-2-2 | 5th | 5-2-2 | |
| 1938 | Homer Norton | 2-3-1 | 5th | 4-4-1 | |
| 1939 | Homer Norton | 6-0 | 1st | 11-0 | Sugar |
| 1940 | Homer Norton | 5-1 | T-1st | 9-1 | Cotton |
| 1941 | Homer Norton | 5-1 | 1st | 9-2 | Cotton |
| 1942 | Homer Norton | 2-3-1 | 5th | 4-5-1 | |
| 1943 | Homer Norton | 4-1 | 2nd | 7-2-1 | Orange |
| 1944 | Homer Norton | 2-3 | T-4th | 7-4 | |
| 1945 | Homer Norton | 3-3 | T-3rd | 6-4 | |
| 1946 | Homer Norton | 3-3 | 4th | 4-6 | |
| 1947 | Homer Norton | 1-4-1 | T-5th | 3-6-1 | |
| 1948 | Harry Stiteler | 0-5-1 | 7th | 0-9-1 | |
| 1949 | Harry Stiteler | 0-5-1 | 7th | 1-8-1 | |
| 1950 | Harry Stiteler | 3-3 | T-3rd | 7-4 | Presidential Cup |
| 1951 | Raymond George | 1-3-2 | 5th | 5-3-2 | |
| 1952 | Raymond George | 1-4-1 | 6th | 3-6-1 | |
| 1953 | Raymond George | 1-5 | T-6th | 4-5-1 | |
| 1954 | Paul "Bear" Bryant | 0-6 | 7th | 1-9 | |
| 1955 | Paul "Bear" Bryant | 4-1-1 | 2nd | 7-2-1 | |
| 1956 | Paul "Bear" Bryant | 6-0 | 1st | 9-0-1 | |
| 1957 | Paul "Bear" Bryant | 4-2 | 3rd | 8-3 | Gator |
| 1958 | Jim Myers | 2-4 | T-5th | 4-6 | |
| 1959 | Jim Myers | 0-6 | 7th | 3-7 | |
| 1960 | Jim Myers | 0-4-3 | 7th | 1-6-3 | |
| 1961 | Jim Myers | 3-4 | 4th | 4-5-1 | |

| Year | Coach | Conf | Conf Finish | Overall | Bowls |
|------|---------------------------------|-------|-------------|---------|----------------------|
| 1962 | Hank Foldberg | 3-4 | T-4th | 3-7 | |
| 1963 | Hank Foldberg | 1-5-1 | 8th | 2-7-1 | |
| 1964 | Hank Foldberg | 1-6 | 7th | 1-9 | |
| 1965 | Gene Stallings | 1-6 | T-7th | 3-7 | |
| 1966 | Gene Stallings | 4-3 | 4th | 4-5-1 | |
| 1967 | Gene Stallings | 6-1 | 1st | 7-4 | Cotton |
| 1968 | Gene Stallings | 2-5 | T-6th | 3-7 | |
| 1969 | Gene Stallings | 2-5 | T-6th | 3-7 | |
| 1970 | Gene Stallings | 0-7 | 8th | 2-9 | |
| 1971 | Gene Stallings | 4-3 | 4th | 5-6 | |
| 1972 | Emory Bellard | 2-5 | T-7th | 3-8 | |
| 1973 | Emory Bellard | 3-4 | 6th | 5-6 | |
| 1974 | Emory Bellard | 5-2 | T-2nd | 8-3 | |
| 1975 | Emory Bellard | 6-1 | T-1st | 10-2 | Liberty |
| 1976 | Emory Bellard | 6-2 | 3rd | 10-2 | Sun |
| 1977 | Emory Bellard | 6-2 | 3rd | 8-4 | Bluebonnet |
| 1978 | Emory Bellard, Tom Wilson | 3-3 | 5 | 7-5 | - |
| 1979 | Tom Wilson | 4-4 | 5th | 6-5 | |
| 1980 | Tom Wilson | 3-5 | 6th | 4-7 | |
| 1981 | Tom Wilson | 4-4 | 5th | 7-5 | Independence |
| 1982 | Jackie Sherrill | 3-5 | T-6th | 5-6 | |
| 1983 | Jackie Sherrill | 4-3-1 | T-3rd | 5-5-1 | |
| 1984 | Jackie Sherrill | 3-5 | 7th | 6-5 | |
| 1985 | Jackie Sherrill | 7-1 | 1st | 10-2 | Cotton |
| 1986 | Jackie Sherrill | 7-1 | 1st | 9-3 | Cotton |
| 1987 | Jackie Sherrill | 6-1 | 1st | 10-2 | Cotton |
| 1988 | Jackie Sherrill | 6-1 | 2nd | 7-5 | |
| 1989 | R.C. Slocum | 6-2 | T-2nd | 8-4 | Hancock |
| 1990 | R.C. Slocum | 5-2-1 | T-2nd | 9-3-1 | Holiday |
| 1991 | R.C. Slocum | 8-0 | 1st | 10-2 | Cotton |
| 1992 | R.C. Slocum | 7-0 | 1st | 12-1 | Cotton |
| 1993 | R.C. Slocum | 7-0 | 1st | 10-2 | Cotton |
| 1994 | R.C. Slocum | 6-0-1 | ineligible | 10-0-1 | |
| 1995 | R.C. Slocum | 5-2 | T-2nd | 9-3 | Alamo |
| 1996 | R.C. Slocum | 4-4 | 3rd (s) | 6-6 | |
| 1997 | R.C. Slocum | 6-2 | 1st (s) | 9-4 | Cotton |
| 1998 | R.C. Slocum | 7-1 | 1st | 11-3 | Sugar |
| 1999 | R.C. Slocum | 5-3 | T-2nd (s) | 8-4 | Alamo |
| 2000 | R.C. Slocum | 5-3 | 3rd (s) | 7-5 | Independence |
| 2001 | R.C. Slocum | 4-4 | T-3rd (s) | 8-4 | Galleryfurniture.com |
| 2002 | R.C. Slocum | 3-5 | 5th (s) | 6-6 | |
| 2003 | Dennis Franchione | 2-6 | 5th (s) | 4-8 | |
| 2004 | Dennis Franchione | 5-3 | 3rd (s) | 7-5 | Cotton |
| 2005 | Dennis Franchione | 3-5 | 4th (s) | 5-6 | |
| 2006 | Dennis Franchione | 5-3 | 3rd (s) | 9-4 | Holiday |
| 2007 | Dennis Franchione | 4-4 | T-4th (s) | 7-6 | Alamo |
| 2008 | Mike Sherman | 2-6 | T-5th (s) | 4-8 | |
| 2009 | Mike Sherman | 3-5 | 5th (s) | 6-7 | Independence |
| 2010 | Mike Sherman | 6-2 | T-1st (s) | 9-4 | Cotton |
| 2011 | Mike Sherman | 4-5 | T-6th | 7-6 | Texas |
| 2012 | Kevin Sumlin | 6-2 | T-2-W | 11-2 | Cotton |
| 2013 | Kevin Sumlin | 4-4 | 4-W | 9-4 | Chick-fil-A |
| 2014 | Kevin Sumlin | 3-5 | 6-W | 8-5 | Liberty |
| 2015 | Kevin Sumlin | 4-4 | T-5th W | 8-5 | Music City |
| 2016 | Kevin Sumlin | 4-4 | 4-W | 8-5 | Texas |
| 2017 | Kevin Sumlin | 4-4 | T-4-W | 7-6 | Belk |
| 2018 | Jimbo Fisher | 5-3 | T-2-W | 9-4 | TaxSlayer |
| 2019 | Jimbo Fisher | 4-4 | 4-W | 8-5 | Texas |
| 2020 | Jimbo Fisher | 8-1 | 2-W | 9-1 | Orange |
| 2021 | Jimbo Fisher | 4-4 | T-3-W | 8-4 | Gator (COVID) |
| 2022 | Jimbo Fisher | 5-7 | T-6th | 2-6 | - |
| 2023 | Jimbo Fisher / Elijah Robinson* | 4-4 | 4-W | 7-6 | Texas |

*Interim head coach



Clark Lea

Head Coach

Overall: 9-27 (Fourth season)

Vanderbilt: Same

2024 SCHEDULE

| | | |
|----------|------------------|------------------|
| Aug. 31 | Virginia Tech | Nashville, Tenn. |
| Sept. 7 | Alcorn State | Nashville, Tenn. |
| Sept. 14 | at Georgia State | Atlanta, Ga. |
| Sept. 21 | at Missouri* | Columbia, Mo. |
| Oct. 5 | Alabama* | Nashville, Tenn. |
| Oct. 12 | at Kentucky* | Lexington, Ky. |
| Oct. 19 | Ball State | Nashville, Tenn. |
| Oct. 26 | Texas* | Nashville, Tenn. |
| Nov. 2 | at Auburn* | Auburn, Ala. |
| Nov. 9 | South Carolina* | Nashville, Tenn. |
| Nov. 23 | at LSU* | Baton Rouge, La. |
| Nov. 30 | Tennessee* | Nashville, Tenn. |

*SEC game

2023 RESULTS

| | | |
|----------|--------------------|----------|
| Aug. 26 | Hawaii | W, 35-28 |
| Sept. 2 | Alabama A&M | W, 47-13 |
| Sept. 9 | at Wake Forest | L, 36-20 |
| Sept. 16 | at UNLV | L, 40-37 |
| Sept. 23 | Kentucky* | L, 45-28 |
| Sept. 30 | Missouri* | L, 38-21 |
| Oct. 7 | at Florida* | L, 38-14 |
| Oct. 14 | Georgia* | L, 37-20 |
| Oct. 28 | at Ole Miss* | L, 33-7 |
| Nov. 4 | Auburn* | L, 31-15 |
| Nov. 11 | at South Carolina* | L, 47-6 |
| Nov. 25 | at Tennessee* | L, 48-24 |

YEAR-BY-YEAR RECORDS

| Year | Coach | Conf | Conf Finish | Overall | Bowls |
|------|-----------------------|-------|-------------|---------|-------|
| 1890 | Elliott H. Jones | | | 1-0 | |
| 1891 | Elliott H. Jones | | | 3-1 | |
| 1892 | Elliott H. Jones | | | 4-4 | |
| 1893 | W.J. Keller | | | 6-1 | |
| 1894 | Henry Thornton | | | 7-1 | |
| 1895 | C.L. Upton | | | 5-3-1 | |
| 1896 | R.G. Acton | | | 3-2-2 | |
| 1897 | R.G. Acton | | | 6-0-1 | |
| 1898 | R.G. Acton | | | 1-5 | |
| 1899 | J.L. Crane | | | 7-2 | |
| 1900 | J.L. Crane | | | 4-4-1 | |
| 1901 | W.H. Watkins | | | 6-1-1 | |
| 1902 | W.H. Watkins | | | 8-1 | |
| 1903 | J.H. Henry | | | 6-1-1 | |
| 1904 | Dan McGugin | | | 9-0 | |
| 1905 | Dan McGugin | | | 7-1 | |
| 1906 | Dan McGugin | | | 8-1 | |
| 1907 | Dan McGugin | | | 5-1-1 | |
| 1908 | Dan McGugin | | | 7-2-1 | |
| 1909 | Dan McGugin | | | 7-3 | |
| 1910 | Dan McGugin | | | 8-0-1 | |
| 1911 | Dan McGugin | | | 8-1 | |
| 1912 | Dan McGugin | | | 8-1-1 | |
| 1913 | Dan McGugin | | | 5-3 | |
| 1914 | Dan McGugin | | | 2-6 | |
| 1915 | Dan McGugin | | | 9-1 | |
| 1916 | Dan McGugin | | | 7-1-1 | |
| 1917 | Dan McGugin | | | 5-3 | |
| 1918 | Ray Morrison (acting) | | | 4-2 | |
| 1919 | Dan McGugin | | | 5-1-2 | |
| 1920 | Dan McGugin | | | 5-3-1 | |
| 1921 | Dan McGugin | | | 7-0-1 | |
| 1922 | Dan McGugin | | | 8-0-1 | |
| 1923 | Dan McGugin | | | 5-2-1 | |
| 1924 | Dan McGugin | | | 6-3-1 | |
| 1925 | Dan McGugin | | | 6-3 | |
| 1926 | Dan McGugin | | | 8-1 | |
| 1927 | Dan McGugin | | | 8-1-2 | |
| 1928 | Dan McGugin | | | 8-2 | |
| 1929 | Dan McGugin | | | 7-2 | |
| 1930 | Dan McGugin | | | 8-2 | |
| 1931 | Dan McGugin | | | 5-4 | |
| 1932 | Dan McGugin | | | 6-1-2 | |
| 1933 | Dan McGugin | 2-2-2 | 6t | 4-3-3 | - |
| 1934 | Dan McGugin | 4-3 | 6 | 6-3 | - |
| 1935 | Ray Morrison | 5-1 | 2 | 7-3 | - |
| 1936 | Ray Morrison | 1-3-1 | 9 | 3-5-1 | - |
| 1937 | Ray Morrison | 4-2 | 4 | 7-2 | - |
| 1938 | Ray Morrison | 4-3 | 6 | 6-3 | - |
| 1939 | Ray Morrison | 1-6 | 11 | 2-7-1 | - |
| 1940 | Red Sanders | 1-5-1 | 11 | 3-6-1 | - |
| 1941 | Red Sanders | 3-2 | 6 | 8-2 | - |
| 1942 | Red Sanders | 2-4 | 8 | 6-4 | - |
| 1943 | Herc Alley | 0-0 | - | 5-0 | - |
| 1944 | Doby Bartling | 0-0 | - | 3-0-1 | - |
| 1945 | Doby Bartling | 2-4 | 9 | 3-6 | - |
| 1946 | Red Sanders | 3-4 | 7 | 5-4 | - |
| 1947 | Red Sanders | 3-3 | 4t | 6-4 | - |
| 1948 | Red Sanders | 4-2-1 | 4 | 8-2-1 | - |
| 1949 | Bill Edwards | 4-4 | 7 | 5-5 | - |
| 1950 | Bill Edwards | 3-4 | 7t | 7-4 | - |
| 1951 | Bill Edwards | 3-5 | 7 | 6-5 | - |
| 1952 | Bill Edwards | 1-4-1 | 11 | 3-5-2 | - |
| 1953 | Art Guepe | 1-5 | 10t | 3-7 | - |
| 1954 | Art Guepe | 1-5 | 11t | 2-7 | - |
| 1955 | Art Guepe | 4-3 | 5 | 8-3 | Gator |
| 1956 | Art Guepe | 2-5 | 8t | 5-5 | - |
| 1957 | Art Guepe | 3-3-1 | 6t | 5-3-2 | - |

| Year | Coach | Conf | Conf Finish | Overall | Bowls |
|------|------------------------|-------|-------------|---------|--------------|
| 1958 | Art Guepe | 2-1-3 | 4 | 5-2-3 | - |
| 1959 | Art Guepe | 3-2-2 | 5t | 5-3-2 | - |
| 1960 | Art Guepe | 0-7 | 12 | 3-7 | - |
| 1961 | Art Guepe | 1-6 | 12 | 2-8 | - |
| 1962 | Art Guepe | 1-6 | 11 | 1-9 | - |
| 1963 | Jack Green | 0-5-2 | 10 | 1-7-2 | - |
| 1964 | Jack Green | 1-4-1 | 9 | 3-6-1 | - |
| 1965 | Jack Green | 1-5 | 9t | 2-7-1 | - |
| 1966 | Jack Green | 0-6 | 9t | 1-9 | - |
| 1967 | Bill Pace | 0-6 | 9t | 2-7-1 | - |
| 1968 | Bill Pace | 2-3-1 | 8 | 5-4-1 | - |
| 1969 | Bill Pace | 2-3 | 7 | 4-6 | - |
| 1970 | Bill Pace | 1-5 | 9 | 4-7 | - |
| 1971 | Bill Pace | 1-5 | 7 | 4-6 | - |
| 1972 | Bill Pace | 0-6 | 10 | 3-8 | - |
| 1973 | Steve Sloan | 1-5 | 10 | 5-6 | - |
| 1974 | Steve Sloan | 2-3-1 | 7t | 7-3-2 | Peach |
| 1975 | Fred Pancoast | 2-4 | 6t | 7-4 | - |
| 1976 | Fred Pancoast | 0-6 | 9t | 2-9 | - |
| 1977 | Fred Pancoast | 0-6 | 9t | 2-9 | - |
| 1978 | Fred Pancoast | 0-6 | 10 | 2-9 | - |
| 1979 | George MacIntyre | 0-6 | 9t | 1-10 | - |
| 1980 | George MacIntyre | 0-6 | 9t | 2-9 | - |
| 1981 | George MacIntyre | 1-5 | 10 | 4-7 | - |
| 1982 | George MacIntyre | 4-2 | 3t | 8-4 | Hall of Fame |
| 1983 | George MacIntyre | 0-6 | 9t | 2-9 | - |
| 1984 | George MacIntyre | 2-4 | 7t | 5-6 | - |
| 1985 | George MacIntyre | 1-4-1 | 7 | 3-7-1 | - |
| 1986 | Watson Brown | 0-6 | 10 | 1-10 | - |
| 1987 | Watson Brown | 1-5 | 7t | 4-7 | - |
| 1988 | Watson Brown | 2-5 | 8t | 3-8 | - |
| 1989 | Watson Brown | 0-7 | 10 | 1-10 | - |
| 1990 | Watson Brown | 1-6 | 8t | 1-10 | - |
| 1991 | Gerry DiNardo | 3-4 | 6t | 5-6 | - |
| 1992 | Gerry DiNardo | 2-6 | T5-E | 4-7 | - |
| 1993 | Gerry DiNardo | #2-6 | 6-E | #5-6 | - |
| 1994 | Gerry DiNardo | 2-6 | 5-E | 5-6 | - |
| 1995 | Rod Dowhower | 1-7 | 6-E | 2-9 | - |
| 1996 | Rod Dowhower | 0-8 | 6-E | 2-9 | - |
| 1997 | Woody Widenhofer | 0-8 | 6-E | 3-8 | - |
| 1998 | Woody Widenhofer | 1-7 | 5-E | 2-9 | - |
| 1999 | Woody Widenhofer | 2-6 | 5-E | 5-6 | - |
| 2000 | Woody Widenhofer | 1-7 | 5-E | 3-8 | - |
| 2001 | Woody Widenhofer | 0-8 | 6-E | 2-9 | - |
| 2002 | Bobby Johnson | 0-8 | 6-E | 2-10 | - |
| 2003 | Bobby Johnson | 1-7 | T5-E | 2-10 | - |
| 2004 | Bobby Johnson | 1-7 | T5-E | 2-9 | - |
| 2005 | Bobby Johnson | 3-5 | T4-E | 5-6 | - |
| 2006 | Bobby Johnson | 1-7 | 6-E | 4-8 | - |
| 2007 | Bobby Johnson | 2-6 | 6-E | 5-7 | - |
| 2008 | Bobby Johnson | 4-4 | T3-E | 7-6 | Music City |
| 2009 | Bobby Johnson | 0-8 | 6-E | 2-10 | - |
| 2010 | Robbie Caldwell | 1-7 | 6-E | 2-10 | - |
| 2011 | James Franklin | 2-6 | T4-E | 6-7 | Liberty |
| 2012 | James Franklin | 5-3 | 4-E | 9-4 | Music City |
| 2013 | James Franklin | 4-4 | 4-E | 9-4 | Compass |
| 2014 | Derek Mason | 0-8 | 7-E | 3-9 | - |
| 2015 | Derek Mason | 2-6 | 4-E | 4-8 | - |
| 2016 | Derek Mason | 3-5 | T5-E | 6-7 | Independence |
| 2017 | Derek Mason | 1-7 | 6-E | 5-7 | - |
| 2018 | Derek Mason | 3-5 | 6-E | 6-7 | Texas |
| 2019 | Derek Mason | 1-7 | 7-E | 3-9 | - |
| 2020 | Derek Mason/Todd Fitch | 0-9 | 7-E | 0-9 | - |
| 2021 | Clark Lea | 0-8 | 7-E | 2-10 | - |
| 2022 | Clark Lea | 2-6 | 7-E | 5-7 | - |
| 2023 | Clark Lea | 0-8 | 7-E | 2-10 | - |



2023 IN REVIEW

2023 FINAL SEC STANDINGS

EASTERN DIVISION

| | SEC | Pct. | PF | PA | Overall | Pct. | PF | PA | Home | Away | Neutral | vs. Div. | Top 10 | Top 25 | Streak |
|----------------|-----|-------|-----|-----|---------|------|-----|-----|------|------|---------|----------|--------|--------|--------|
| #Georgia | 8-0 | 1.000 | 302 | 135 | 13-1 | .929 | 562 | 219 | 7-0 | 4-0 | 2-1 | 6-0 | 5-1 | 2-1 | W1 |
| Missouri | 6-2 | .750 | 287 | 185 | 11-2 | .846 | 423 | 271 | 6-1 | 3-1 | 2-0 | 5-1 | 4-2 | 1-1 | W4 |
| Tennessee | 4-4 | .500 | 195 | 221 | 9-4 | .692 | 413 | 264 | 6-1 | 1-3 | 1-0 | 3-3 | 1-3 | 0-2 | W2 |
| Florida | 3-5 | .375 | 244 | 269 | 5-7 | .417 | 341 | 331 | 4-2 | 1-4 | 0-1 | 3-3 | 1-5 | 1-3 | L5 |
| South Carolina | 3-5 | .375 | 203 | 220 | 5-7 | .417 | 312 | 316 | 5-2 | 0-4 | 0-1 | 2-4 | 1-4 | 0-1 | L1 |
| Kentucky | 3-5 | .375 | 198 | 233 | 7-6 | .538 | 378 | 336 | 4-3 | 3-2 | 0-1 | 2-4 | 2-5 | 1-2 | L1 |
| Vanderbilt | 0-8 | .000 | 135 | 317 | 2-10 | .167 | 274 | 434 | 2-4 | 0-6 | 0-0 | 0-6 | 0-4 | 0-1 | L10 |

WESTERN DIVISION

| | SEC | Pct. | PF | PA | Overall | Pct. | PF | PA | Home | Away | Neutral | vs. Div. | Top 10 | Top 25 | Streak |
|-------------------|-----|-------|-----|-----|---------|------|-----|-----|------|------|---------|----------|--------|--------|--------|
| %Alabama | 8-0 | 1.000 | 266 | 161 | 12-2 | .857 | 476 | 266 | 6-1 | 5-0 | 1-1 | 6-0 | 4-2 | 1-2 | L1 |
| Ole Miss | 6-2 | .750 | 225 | 215 | 11-2 | .846 | 456 | 293 | 7-0 | 3-2 | 1-0 | 5-1 | 3-2 | 1-1 | W3 |
| LSU | 6-2 | .750 | 343 | 264 | 10-3 | .769 | 592 | 364 | 7-0 | 2-2 | 1-1 | 4-2 | 1-3 | 0-2 | W4 |
| Texas A&M | 4-4 | .500 | 240 | 185 | 7-6 | .538 | 433 | 287 | 6-1 | 0-4 | 1-1 | 3-3 | 0-5 | 0-2 | L2 |
| Auburn | 3-5 | .375 | 199 | 195 | 6-7 | .462 | 340 | 294 | 3-4 | 3-2 | 0-1 | 2-4 | 0-4 | 0-2 | L2 |
| Mississippi State | 1-7 | .125 | 101 | 240 | 5-7 | .417 | 262 | 319 | 4-4 | 1-3 | 0-0 | 1-5 | 0-3 | 0-0 | L1 |
| Arkansas | 1-7 | .125 | 160 | 258 | 4-8 | .333 | 319 | 335 | 3-4 | 1-3 | 0-1 | 0-6 | 0-4 | 0-2 | L1 |

- Eastern Division Champion; % - Western Division Champion

NOTES: Notes: The SEC led the nation in teams in the final CFP Top-25, Top-15, teams in the New Year's Six bowls and First-Team All-American selections in 2023.

SEC SUCCESS SINCE 2006

During the last 18 seasons (2006-23), Southeastern Conference football has experienced success that is unparalleled in its football history and in the history of college football. During this tenure, the SEC's achievements have been demonstrated by:

- Triumphs in major bowl games, including the National Championship Game
- Non-conference success in regular season and bowl games
- Defeating highly-ranked non-conference teams
- Success in the polls and rankings
- Individual awards and All-America Teams
- Academic and Community Service Standouts
- Continued accomplishments of former SEC student-athletes in the NFL and NFL Draft

•The SEC has won 13 of the last 18 national championships, 15 of the 265 BCS/CFP-era National Championships, six runner-up finishes and 29 overall national titles (CFP, AP, BCS, FWAA, Coaches Poll) in SEC history. The SEC has appeared in 16 of the last 18 National Championship Games and in 10 of the 16 BCS Championship Games, winning nine.

• Five different SEC schools have won the National Championship since 2006 (Auburn, 2010; Alabama, 2009, 2011, 2012, 2015, 2017, 2020; Florida, 2006, 2008; LSU, 2007, 2019; Georgia, 2021, 2022). Five programs have advanced to the national championship game since 2013. Tennessee (1998) has also won the former BCS crown. Auburn appeared in the 2013 BCS Championship Game, as did LSU in 2011, Georgia in 2017 and Alabama in 2021.

•Since 2006, over half of the slots in the National Championship Game have been taken by SEC teams (19 of 36).

•Since 2006, the SEC has posted 34 wins in BCS/New Year's Six/Access bowls - more wins than any other conference.

•The SEC has now won 65 games in the last eight postseasons. With 12 teams advancing to bowl games in 2016, the SEC became the first conference to send at least 10 teams to postseason bowls in four consecutive seasons. The SEC also sent a NCAA-record 12 teams to participate in postseason bowl games in 2014 and has sent no less than eight teams to post-season bowls in each of the last 16 seasons. The SEC established a national-record with nine postseason victories in 2015 and owned the previous record for postseason bowl victories with seven wins in 2007, 2013 and 2014. The SEC qualified a record 13 teams for postseason bowls in 2021 and finished 7-2 in the 2020 postseason, with all seven wins coming against Top-25 competition - the most in history for the conference.

•The SEC is 114-71(.616) in bowl games since 2006, the only Autonomy Five league with a .600 or better winning percentage and nearly 40 wins more than the next closest conference.

•Since 2006, the SEC has posted the highest non-conference winning percentage (regular season & bowls) than any other conference. The league has a 864-216 record, an 80.1 winning percentage. The SEC has won no less than 43 non-conference games (regular season & bowls) during the last 18 seasons (2006-2023). Last season (2023), the SEC was 50-15 (.769), including bowl games.

•Since 2006, the SEC has had the most teams ranked in the final USA Today Coaches Poll. The conference has had 99 teams ranked in the final USA Today rankings during that span, including six in 2023.

2023 IN REVIEW

2023 SEC TEAM STATISTICS

| SCORING OFFENSE | G | TD | FG | XPT | 2XP | DXP | Saf | Pts | Avg |
|-----------------|----|----|----|-----|-----|-----|-----|-----|-------|
| LSU | 13 | 79 | 12 | 78 | 1 | 0 | 1 | 592 | 45.54 |
| Georgia | 14 | 71 | 21 | 71 | 0 | 0 | 1 | 562 | 40.14 |
| Ole Miss | 13 | 57 | 19 | 51 | 3 | 0 | 0 | 456 | 35.08 |
| Alabama | 14 | 58 | 22 | 56 | 2 | 0 | 1 | 476 | 34 |
| Texas A&M | 13 | 51 | 26 | 49 | 0 | 0 | 0 | 433 | 33.31 |
| Missouri | 13 | 50 | 24 | 45 | 3 | 0 | 0 | 423 | 32.54 |
| Tennessee | 13 | 51 | 19 | 50 | 0 | 0 | 0 | 413 | 31.77 |
| Kentucky | 13 | 50 | 10 | 48 | 0 | 0 | 0 | 378 | 29.08 |
| Florida | 12 | 41 | 18 | 33 | 2 | 0 | 2 | 341 | 28.42 |
| Arkansas | 12 | 37 | 20 | 33 | 2 | 0 | 0 | 319 | 26.58 |
| Auburn | 13 | 43 | 13 | 41 | 1 | 0 | 0 | 340 | 26.15 |
| South Carolina | 12 | 40 | 12 | 34 | 0 | 0 | 1 | 312 | 26 |
| Vanderbilt | 12 | 36 | 7 | 29 | 3 | 0 | 1 | 274 | 22.83 |
| Mississippi St. | 12 | 30 | 17 | 29 | 1 | 0 | 0 | 262 | 21.83 |

| RUSHING OFFENSE | G | Att | Yds | Avg/A | Long | TD | Avg/G |
|-----------------|----|-----|------|-------|------|----|--------|
| Tennessee | 13 | 489 | 2663 | 5.45 | 82 | 23 | 204.85 |
| LSU | 13 | 430 | 2659 | 6.18 | 85 | 34 | 204.54 |
| Georgia | 14 | 501 | 2677 | 5.34 | 62 | 40 | 191.21 |
| Auburn | 13 | 513 | 2457 | 4.79 | 67 | 22 | 189 |
| Ole Miss | 13 | 535 | 2292 | 4.28 | 68 | 29 | 176.31 |
| Alabama | 14 | 561 | 2417 | 4.31 | 78 | 32 | 172.64 |
| Missouri | 13 | 496 | 2236 | 4.51 | 52 | 25 | 172 |
| Florida | 12 | 421 | 1798 | 4.27 | 62 | 21 | 149.83 |
| Mississippi St. | 12 | 401 | 1761 | 4.39 | 59 | 12 | 146.75 |
| Arkansas | 12 | 472 | 1668 | 3.53 | 60 | 9 | 139 |
| Texas A&M | 13 | 456 | 1770 | 3.88 | 79 | 23 | 136.15 |
| Kentucky | 13 | 339 | 1662 | 4.9 | 75 | 18 | 127.85 |
| Vanderbilt | 12 | 349 | 1143 | 3.28 | 40 | 10 | 95.25 |
| South Carolina | 12 | 369 | 1021 | 2.77 | 75 | 17 | 85.08 |

| SCORING DEFENSE | G | TD | FG | XPT | 2XP | DXP | Saf | Pts | Avg/G |
|-----------------|----|----|----|-----|-----|-----|-----|-----|-------|
| Georgia | 14 | 26 | 13 | 22 | 1 | 0 | 0 | 219 | 15.64 |
| Alabama | 14 | 32 | 14 | 30 | 1 | 0 | 0 | 266 | 19 |
| Tennessee | 13 | 30 | 19 | 27 | 0 | 0 | 0 | 264 | 20.31 |
| Missouri | 13 | 31 | 17 | 30 | 1 | 0 | 1 | 271 | 20.85 |
| Texas A&M | 13 | 34 | 16 | 31 | 1 | 0 | 1 | 287 | 22.08 |
| Ole Miss | 13 | 37 | 11 | 34 | 2 | 0 | 0 | 293 | 22.54 |
| Auburn | 13 | 36 | 14 | 34 | 1 | 0 | 0 | 294 | 22.62 |
| Kentucky | 13 | 39 | 20 | 34 | 4 | 0 | 0 | 336 | 25.85 |
| South Carolina | 12 | 37 | 19 | 35 | 1 | 0 | 0 | 316 | 26.33 |
| Mississippi St. | 12 | 39 | 16 | 37 | 0 | 0 | 0 | 319 | 26.58 |
| Florida | 12 | 40 | 17 | 36 | 0 | 0 | 2 | 331 | 27.58 |
| Arkansas | 12 | 40 | 19 | 38 | 0 | 0 | 0 | 335 | 27.92 |
| LSU | 13 | 47 | 11 | 41 | 4 | 0 | 0 | 364 | 28 |
| Vanderbilt | 12 | 54 | 20 | 50 | 0 | 0 | 0 | 434 | 36.17 |

| RUSHING DEFENSE | G | Att | Yards | Avg/A | Long | TD | Avg/G |
|-----------------|----|-----|-------|-------|------|----|--------|
| Texas A&M | 13 | 421 | 1414 | 3.36 | 49 | 9 | 108.77 |
| Kentucky | 13 | 450 | 1470 | 3.27 | 52 | 19 | 113.08 |
| Georgia | 14 | 422 | 1591 | 3.77 | 75 | 13 | 113.64 |
| Tennessee | 13 | 463 | 1478 | 3.19 | 75 | 13 | 113.69 |
| Missouri | 13 | 421 | 1597 | 3.79 | 41 | 8 | 122.85 |
| Alabama | 14 | 470 | 1749 | 3.72 | 74 | 15 | 124.93 |
| Mississippi St. | 12 | 449 | 1751 | 3.9 | 53 | 14 | 145.92 |
| South Carolina | 12 | 462 | 1793 | 3.88 | 42 | 19 | 149.42 |
| Ole Miss | 13 | 496 | 1986 | 4 | 75 | 19 | 152.77 |
| Arkansas | 12 | 437 | 1853 | 4.24 | 49 | 13 | 154.42 |
| Auburn | 13 | 463 | 2015 | 4.35 | 79 | 15 | 155 |
| Florida | 12 | 386 | 1867 | 4.84 | 85 | 21 | 155.58 |
| LSU | 13 | 462 | 2093 | 4.53 | 52 | 24 | 161 |
| Vanderbilt | 12 | 413 | 2104 | 5.09 | 74 | 23 | 175.33 |

| PASS OFFENSE | G | Comp | Att | Int. | Pct. | Yds | Avg | TD | Yds/G |
|-----------------|----|------|-----|------|-------|------|-------|----|--------|
| LSU | 13 | 286 | 411 | 5 | 69.59 | 4406 | 10.72 | 44 | 338.92 |
| Georgia | 14 | 328 | 457 | 7 | 71.77 | 4274 | 9.35 | 29 | 305.29 |
| Ole Miss | 13 | 256 | 394 | 6 | 64.97 | 3713 | 9.42 | 26 | 285.62 |
| South Carolina | 12 | 283 | 412 | 8 | 68.69 | 3336 | 8.10 | 21 | 278.00 |
| Texas A&M | 13 | 274 | 426 | 10 | 64.32 | 3520 | 8.26 | 24 | 270.77 |
| Missouri | 13 | 248 | 378 | 7 | 65.61 | 3410 | 9.02 | 23 | 262.31 |
| Florida | 12 | 282 | 390 | 5 | 72.31 | 3111 | 7.98 | 20 | 259.25 |
| Tennessee | 13 | 262 | 410 | 5 | 63.90 | 3162 | 7.71 | 22 | 243.23 |
| Vanderbilt | 12 | 217 | 390 | 12 | 55.64 | 2684 | 6.88 | 23 | 223.67 |
| Alabama | 14 | 208 | 325 | 6 | 64.00 | 3086 | 9.50 | 23 | 220.43 |
| Kentucky | 13 | 211 | 375 | 12 | 56.27 | 2751 | 7.34 | 25 | 211.62 |
| Arkansas | 12 | 207 | 323 | 8 | 64.09 | 2250 | 6.97 | 22 | 187.50 |
| Mississippi St. | 12 | 201 | 348 | 10 | 57.76 | 2182 | 6.27 | 15 | 181.83 |
| Auburn | 13 | 189 | 317 | 13 | 59.62 | 2109 | 6.65 | 18 | 162.23 |

| TOTAL OFFENSE | G | Rush | Pass | Plays | Yards | Avg/P | TD | Yds/G |
|-----------------|----|------|------|-------|-------|-------|----|--------|
| LSU | 13 | 2659 | 4406 | 841 | 7065 | 8.4 | 78 | 543.46 |
| Georgia | 14 | 2677 | 4274 | 958 | 6951 | 7.26 | 69 | 496.5 |
| Ole Miss | 13 | 2292 | 3713 | 929 | 6005 | 6.46 | 55 | 461.92 |
| Tennessee | 13 | 2663 | 3162 | 899 | 5825 | 6.48 | 45 | 448.08 |
| Missouri | 13 | 2236 | 3410 | 874 | 5646 | 6.46 | 48 | 434.31 |
| Florida | 12 | 1798 | 3111 | 811 | 4909 | 6.05 | 41 | 409.08 |
| Texas A&M | 13 | 1770 | 3520 | 882 | 5290 | 6 | 47 | 406.92 |
| Alabama | 14 | 2417 | 3086 | 886 | 5503 | 6.21 | 55 | 393.07 |
| South Carolina | 12 | 1021 | 3336 | 781 | 4357 | 5.58 | 38 | 363.08 |
| Auburn | 13 | 2457 | 2109 | 830 | 4566 | 5.5 | 40 | 351.23 |
| Kentucky | 13 | 1662 | 2751 | 714 | 4413 | 6.18 | 43 | 339.46 |
| Mississippi St. | 12 | 1761 | 2182 | 749 | 3943 | 5.26 | 27 | 328.58 |
| Arkansas | 12 | 1668 | 2250 | 795 | 3918 | 4.93 | 31 | 326.5 |
| Vanderbilt | 12 | 1143 | 2684 | 739 | 3827 | 5.18 | 33 | 318.92 |

| PASS DEFENSE | G | Comp | Att | Int. | Pct. | Yds | Avg | TD | Yds/G |
|-----------------|----|------|-----|------|-------|------|------|----|--------|
| Georgia | 14 | 234 | 426 | 14 | 54.93 | 2456 | 5.77 | 13 | 175.43 |
| Alabama | 14 | 245 | 413 | 12 | 59.32 | 2675 | 6.48 | 17 | 191.07 |
| Auburn | 13 | 212 | 359 | 12 | 59.05 | 2628 | 7.32 | 19 | 202.15 |
| Arkansas | 12 | 192 | 318 | 12 | 60.38 | 2433 | 7.65 | 23 | 202.75 |
| Mississippi St. | 12 | 231 | 340 | 7 | 67.94 | 2456 | 7.22 | 21 | 204.67 |
| Texas A&M | 13 | 217 | 365 | 9 | 59.45 | 2696 | 7.39 | 19 | 207.38 |
| Missouri | 13 | 250 | 406 | 9 | 61.58 | 2772 | 6.83 | 22 | 213.23 |
| Tennessee | 13 | 270 | 414 | 12 | 65.22 | 2879 | 6.95 | 15 | 221.46 |
| Florida | 12 | 195 | 326 | 3 | 59.82 | 2720 | 8.34 | 18 | 226.67 |
| Ole Miss | 13 | 252 | 414 | 13 | 60.87 | 2983 | 7.21 | 17 | 229.46 |
| Kentucky | 13 | 291 | 430 | 11 | 67.67 | 3126 | 7.27 | 20 | 240.46 |
| South Carolina | 12 | 245 | 401 | 10 | 61.10 | 2955 | 7.37 | 16 | 246.25 |
| LSU | 13 | 268 | 420 | 10 | 63.81 | 3323 | 7.91 | 23 | 255.62 |
| Vanderbilt | 12 | 290 | 421 | 12 | 68.88 | 3355 | 7.97 | 26 | 279.58 |

| TOTAL DEFENSE | G | Rush | Pass | Plys | Yards | Avg | TD | Yds/G |
|-----------------|----|------|------|------|-------|------|----|--------|
| Georgia | 14 | 1591 | 2456 | 848 | 4047 | 4.77 | 26 | 289.07 |
| Alabama | 14 | 1749 | 2675 | 883 | 4424 | 5.01 | 32 | 316 |
| Texas A&M | 13 | 1414 | 2696 | 786 | 4110 | 5.23 | 28 | 316.15 |
| Tennessee | 13 | 1478 | 2879 | 877 | 4357 | 4.97 | 28 | 335.15 |
| Missouri | 13 | 1597 | 2772 | 827 | 4369 | 5.28 | 30 | 336.08 |
| Mississippi St. | 12 | 1751 | 2456 | 789 | 4207 | 5.33 | 35 | 350.58 |
| Kentucky | 13 | 1470 | 3126 | 880 | 4596 | 5.22 | 39 | 353.54 |
| Auburn | 13 | 2015 | 2628 | 822 | 4643 | 5.65 | 34 | 357.15 |
| Arkansas | 12 | 1853 | 2433 | 755 | 4286 | 5.68 | 36 | 357.17 |
| Ole Miss | 13 | 1986 | 2983 | 910 | 4969 | 5.46 | 36 | 382.23 |
| Florida | 12 | 1867 | 2720 | 712 | 4587 | 6.44 | 39 | 382.25 |
| South Carolina | 12 | 1793 | 2955 | 863 | 4748 | 5.5 | 35 | 395.67 |
| LSU | 13 | 2093 | 3323 | 882 | 5416 | 6.14 | 47 | 416.62 |
| Vanderbilt | 12 | 2104 | 3355 | 834 | 5459 | 6.55 | 49 | 454.92 |

| KICK RETURNS | G | No. | Yds | TD | Long | Avg. |
|-----------------|----|-----|-----|----|------|-------|
| Auburn | 13 | 33 | 708 | 0 | 39 | 21.45 |
| Vanderbilt | 12 | 27 | 545 | 1 | 97 | 20.19 |
| Georgia | 14 | 24 | 610 | 0 | 47 | 25.42 |
| Alabama | 14 | 24 | 533 | 0 | 34 | 22.21 |
| Mississippi St. | 12 | 23 | 550 | 1 | 94 | 23.91 |
| Kentucky | 13 | 23 | 693 | 3 | 100 | 30.13 |
| Arkansas | 12 | 23 | 500 | 0 | 36 | 21.74 |
| Texas A&M | 13 | 22 | 399 | 0 | 35 | 18.14 |
| LSU | 13 | 21 | 399 | 0 | 60 | 19.00 |
| South Carolina | 12 | 20 | 352 | 0 | 40 | 17.60 |
| Ole Miss | 13 | 20 | 310 | 0 | 34 | 15.50 |
| Missouri | 13 | 20 | 383 | 0 | 30 | 19.15 |
| Florida | 12 | 16 | 331 | 0 | 33 | 20.69 |
| Tennessee | 13 | 15 | 293 | 0 | 34 | 19.53 |

| PUNT RETURN AVG. | G | No | Yards | TD | Long | Avg. |
|------------------|----|----|-------|----|------|-------|
| Tennessee | 13 | 21 | 259 | 1 | 55 | 12.33 |
| Texas A&M | 13 | 27 | 324 | 1 | 76 | 12 |
| Arkansas | 12 | 15 | 180 | 1 | 88 | 12 |
| Mississippi St. | 12 | 16 | 189 | 1 | 31 | 11.81 |
| Georgia | 14 | 24 | 260 | 1 | 69 | 10.83 |
| Florida | 12 | 14 | 151 | 0 | 40 | 10.79 |
| LSU | 13 | 7 | 74 | 0 | 27 | 10.57 |
| Auburn | 13 | 25 | 250 | 1 | 74 | 10 |
| Vanderbilt | 12 | 15 | 145 | 0 | 39 | 9.67 |
| Kentucky | 13 | 8 | 73 | 0 | 36 | 9.13 |
| Alabama | 14 | 20 | 174 | 1 | 85 | 8.7 |
| Ole Miss | 13 | 14 | 117 | 1 | 70 | 8.36 |
| Missouri | 13 | 9 | 71 | 0 | 17 | 7.89 |
| South Carolina | 12 | 13 | 98 | 1 | 22 | 7.54 |



2023 IN REVIEW

| NET YARDS PER PUNT | G | No. | Yards | Avg/P | Ret. | Avg/R | TB | Net/P |
|--------------------|----|-----|-------|-------|------|-------|----|-------|
| Florida | 12 | 43 | 2052 | 47.72 | 92 | 8.36 | 5 | 43.26 |
| Alabama | 14 | 63 | 2971 | 47.16 | 120 | 9.23 | 8 | 42.71 |
| Georgia | 14 | 32 | 1403 | 43.84 | 0 | 0.00 | 2 | 42.59 |
| Vanderbilt | 12 | 59 | 2732 | 46.31 | 160 | 10.00 | 4 | 42.24 |
| Auburn | 13 | 61 | 2720 | 44.59 | 74 | 5.29 | 6 | 41.41 |
| Tennessee | 13 | 55 | 2337 | 42.49 | 4 | 0.50 | 3 | 41.33 |
| South Carolina | 12 | 62 | 2676 | 43.16 | 41 | 3.73 | 4 | 41.21 |
| LSU | 13 | 26 | 1064 | 40.92 | -1 | -0.50 | 1 | 40.19 |
| Arkansas | 12 | 59 | 2770 | 46.95 | 345 | 19.17 | 3 | 40.08 |
| Missouri | 13 | 50 | 2053 | 41.06 | 63 | 6.30 | 1 | 39.40 |
| Texas A&M | 13 | 42 | 1726 | 41.10 | 68 | 6.18 | 1 | 39.00 |
| Mississippi St. | 12 | 58 | 2319 | 39.98 | 63 | 7.00 | 0 | 38.90 |
| Ole Miss | 13 | 49 | 2038 | 41.59 | 149 | 9.93 | 1 | 38.14 |
| Kentucky | 13 | 56 | 2185 | 39.02 | 65 | 6.50 | 4 | 36.43 |

| PASS EFFICIENCY | G | Comp-Att-Int | Pct | Yds | Avg/G | TD | Effic |
|-----------------|----|-----------------------|------|--------|-------|--------|-------|
| LSU | 13 | 13286 - 411 - 569.59 | 4406 | 338.92 | 44 | 192.53 | |
| Georgia | 14 | 14328 - 457 - 771.77 | 4274 | 305.29 | 29 | 168.21 | |
| Alabama | 14 | 14208 - 325 - 664.00 | 3086 | 220.43 | 23 | 163.42 | |
| Ole Miss | 13 | 13256 - 394 - 664.97 | 3713 | 285.62 | 26 | 162.87 | |
| Missouri | 13 | 13248 - 378 - 765.61 | 3410 | 262.31 | 23 | 157.76 | |
| Florida | 12 | 12282 - 390 - 572.31 | 3111 | 259.25 | 20 | 153.67 | |
| South Carolina | 12 | 12283 - 412 - 868.69 | 3336 | 278.00 | 21 | 149.64 | |
| Texas A&M | 13 | 13274 - 426 - 1064.32 | 3520 | 270.77 | 24 | 147.62 | |
| Tennessee | 13 | 13262 - 410 - 563.90 | 3162 | 243.23 | 22 | 143.95 | |
| Arkansas | 12 | 12207 - 323 - 864.09 | 2250 | 187.50 | 22 | 140.12 | |
| Kentucky | 13 | 13211 - 375 - 1256.27 | 2751 | 211.62 | 25 | 133.49 | |
| Vanderbilt | 12 | 12217 - 390 - 1255.64 | 2684 | 223.67 | 23 | 126.76 | |
| Auburn | 13 | 13189 - 317 - 1359.62 | 2109 | 162.23 | 18 | 126.04 | |
| Mississippi St. | 12 | 12201 - 348 - 1057.76 | 2182 | 181.83 | 15 | 118.90 | |

| TURNOVER MARGIN | G | Gained | | | Lost | | Mar | Per/G | |
|-----------------|----|--------|-----|-----|------|-----|-----|-------|-------|
| | | Fum | Int | Tot | Fum | Int | | | |
| Ole Miss | 13 | 1 | 6 | 7 | 5 | 13 | 18 | 11 | 0.85 |
| Missouri | 13 | 2 | 7 | 9 | 10 | 9 | 19 | 10 | 0.77 |
| Alabama | 14 | 5 | 6 | 11 | 7 | 12 | 19 | 8 | 0.57 |
| Tennessee | 13 | 7 | 5 | 12 | 6 | 12 | 18 | 6 | 0.46 |
| LSU | 13 | 3 | 5 | 8 | 4 | 10 | 14 | 6 | 0.46 |
| South Carolina | 12 | 5 | 8 | 13 | 7 | 10 | 17 | 4 | 0.33 |
| Georgia | 14 | 7 | 7 | 14 | 3 | 14 | 17 | 3 | 0.21 |
| Arkansas | 12 | 10 | 8 | 18 | 5 | 12 | 17 | -1 | -0.08 |
| Texas A&M | 13 | 5 | 10 | 15 | 4 | 9 | 13 | -2 | -0.15 |
| Mississippi St. | 12 | 4 | 10 | 14 | 5 | 7 | 12 | -2 | -0.17 |
| Kentucky | 13 | 8 | 12 | 20 | 7 | 11 | 18 | -2 | -0.15 |
| Auburn | 13 | 7 | 13 | 20 | 6 | 12 | 18 | -2 | -0.15 |
| Vanderbilt | 12 | 7 | 12 | 19 | 4 | 12 | 16 | -3 | -0.25 |
| Florida | 12 | 7 | 5 | 12 | 4 | 3 | 7 | -5 | -0.42 |

| PASS DEF EFFICIENCY | G | Comp-Att-Int | Pct. | Yds | Avg/G | TD | Effic |
|---------------------|----|----------------|-------|------|--------|----|--------|
| Georgia | 14 | 234 - 426 - 14 | 54.93 | 2456 | 175.43 | 13 | 106.86 |
| Alabama | 14 | 245 - 413 - 12 | 59.32 | 2675 | 191.07 | 17 | 121.50 |
| Ole Miss | 13 | 252 - 414 - 13 | 60.87 | 2983 | 229.46 | 17 | 128.66 |
| Tennessee | 13 | 270 - 414 - 12 | 65.22 | 2879 | 221.46 | 15 | 129.79 |
| South Carolina | 12 | 245 - 401 - 10 | 61.10 | 2955 | 246.25 | 16 | 131.18 |
| Auburn | 13 | 212 - 359 - 12 | 59.05 | 2628 | 202.15 | 19 | 131.32 |
| Missouri | 13 | 250 - 406 - 9 | 61.58 | 2772 | 213.23 | 22 | 132.38 |
| Texas A&M | 13 | 217 - 365 - 9 | 59.45 | 2696 | 207.38 | 19 | 133.74 |
| Kentucky | 13 | 291 - 430 - 11 | 67.67 | 3126 | 240.46 | 20 | 138.97 |
| Arkansas | 12 | 192 - 318 - 12 | 60.38 | 2433 | 202.75 | 23 | 140.97 |
| LSU | 13 | 268 - 420 - 10 | 63.81 | 3323 | 255.62 | 23 | 143.58 |
| Mississippi St. | 12 | 231 - 340 - 7 | 67.94 | 2456 | 204.67 | 21 | 144.88 |
| Florida | 12 | 195 - 326 - 3 | 59.82 | 2720 | 226.67 | 18 | 146.28 |
| Vanderbilt | 12 | 290 - 421 - 12 | 68.88 | 3355 | 279.58 | 26 | 150.50 |

| FIRST DOWNS | G | Rush | Pass | Pen | Total | Avg/G |
|-----------------|----|------|------|-----|-------|-------|
| Georgia | 14 | 148 | 193 | 22 | 363 | 25.93 |
| LSU | 13 | 128 | 182 | 26 | 336 | 25.85 |
| Ole Miss | 13 | 133 | 154 | 18 | 305 | 23.46 |
| Texas A&M | 13 | 111 | 150 | 28 | 289 | 22.23 |
| Tennessee | 13 | 140 | 134 | 10 | 284 | 21.85 |
| Missouri | 13 | 123 | 140 | 21 | 284 | 21.85 |
| Alabama | 14 | 138 | 124 | 18 | 280 | 20 |
| Florida | 12 | 97 | 143 | 20 | 260 | 21.67 |
| Auburn | 13 | 131 | 88 | 22 | 241 | 18.54 |
| Kentucky | 13 | 74 | 122 | 25 | 221 | 17 |
| South Carolina | 12 | 62 | 139 | 16 | 217 | 18.08 |
| Arkansas | 12 | 95 | 97 | 16 | 208 | 17.33 |
| Vanderbilt | 12 | 69 | 108 | 27 | 204 | 17 |
| Mississippi St. | 12 | 79 | 106 | 14 | 199 | 16.58 |

| 3RD-DN CONVERSIONS | G | Conv | Att | Pct |
|--------------------|----|------|-----|-------|
| Georgia | 14 | 91 | 165 | 55.15 |
| LSU | 13 | 71 | 129 | 55.04 |
| Alabama | 14 | 82 | 182 | 45.05 |
| Texas A&M | 13 | 76 | 175 | 43.43 |
| Missouri | 13 | 72 | 169 | 42.6 |
| Tennessee | 13 | 73 | 174 | 41.95 |
| Arkansas | 12 | 67 | 175 | 38.29 |
| Kentucky | 13 | 52 | 137 | 37.96 |
| Ole Miss | 13 | 65 | 175 | 37.14 |
| Florida | 12 | 55 | 149 | 36.91 |
| South Carolina | 12 | 54 | 160 | 33.75 |
| Vanderbilt | 12 | 52 | 157 | 33.12 |
| Auburn | 13 | 54 | 164 | 32.93 |
| Mississippi St. | 12 | 49 | 159 | 30.82 |

| OPPONENT 1ST DOWNS | G | Rush | Pass | Pen | Total | Avg/G |
|--------------------|----|------|------|-----|-------|-------|
| Florida | 12 | 84 | 110 | 18 | 212 | 17.67 |
| Texas A&M | 13 | 73 | 123 | 18 | 214 | 16.46 |
| Mississippi St. | 12 | 98 | 103 | 19 | 220 | 18.33 |
| Auburn | 13 | 107 | 105 | 11 | 223 | 17.15 |
| Georgia | 14 | 94 | 113 | 17 | 224 | 16 |
| Arkansas | 12 | 100 | 103 | 23 | 226 | 18.83 |
| Alabama | 14 | 95 | 113 | 20 | 228 | 16.29 |
| Missouri | 13 | 91 | 119 | 24 | 234 | 18 |
| Tennessee | 13 | 87 | 124 | 33 | 244 | 18.77 |
| South Carolina | 12 | 112 | 126 | 17 | 255 | 21.25 |
| Ole Miss | 13 | 108 | 135 | 22 | 265 | 20.38 |
| Kentucky | 13 | 98 | 148 | 19 | 265 | 20.38 |
| Vanderbilt | 12 | 102 | 151 | 16 | 269 | 22.42 |
| LSU | 13 | 116 | 144 | 14 | 274 | 21.08 |

| OPP 3RD-DN CONVERT | G | Conv | Att | Pct |
|--------------------|----|------|-----|-------|
| Georgia | 14 | 45 | 175 | 25.71 |
| Auburn | 13 | 52 | 164 | 31.71 |
| Texas A&M | 13 | 55 | 171 | 32.16 |
| Alabama | 14 | 63 | 191 | 32.98 |
| Mississippi St. | 12 | 57 | 167 | 34.13 |
| Florida | 12 | 52 | 146 | 35.62 |
| Tennessee | 13 | 72 | 197 | 36.55 |
| Missouri | 13 | 66 | 179 | 36.87 |
| Arkansas | 12 | 59 | 158 | 37.34 |
| Ole Miss | 13 | 73 | 187 | 39.04 |
| South Carolina | 12 | 78 | 182 | 42.86 |
| Kentucky | 13 | 80 | 185 | 43.24 |
| LSU | 13 | 78 | 174 | 44.83 |
| Vanderbilt | 12 | 77 | 164 | 46.95 |

| SACKS BY | G | Sacks | Yards | Avg/G |
|-----------------|----|-------|-------|-------|
| Texas A&M | 13 | 42 | 248 | 3.23 |
| Tennessee | 13 | 41 | 269 | 3.15 |
| Missouri | 13 | 39 | 267 | 3 |
| Alabama | 14 | 39 | 262 | 2.79 |
| Ole Miss | 13 | 35 | 224 | 2.69 |
| Kentucky | 13 | 35 | 252 | 2.69 |
| LSU | 13 | 31 | 185 | 2.38 |
| Auburn | 13 | 31 | 184 | 2.38 |
| Georgia | 14 | 30 | 227 | 2.14 |
| Arkansas | 12 | 29 | 176 | 2.42 |
| Mississippi St. | 12 | 27 | 185 | 2.25 |
| Florida | 12 | 22 | 143 | 1.83 |
| Vanderbilt | 12 | 21 | 145 | 1.75 |
| South Carolina | 12 | 21 | 118 | 1.75 |

| SACKS AGAINST | G | Sacks | Yards | Avg/G |
|-----------------|----|-------|-------|-------|
| Georgia | 14 | 13 | 83 | 0.93 |
| LSU | 13 | 22 | 96 | 1.69 |
| Kentucky | 13 | 22 | 156 | 1.69 |
| Tennessee | 13 | 24 | 146 | 1.85 |
| Missouri | 13 | 26 | 160 | 2 |
| Mississippi St. | 12 | 26 | 158 | 2.17 |
| Vanderbilt | 12 | 27 | 175 | 2.25 |
| Ole Miss | 13 | 27 | 177 | 2.08 |
| Texas A&M | 13 | 30 | 193 | 2.31 |
| Auburn | 13 | 34 | 178 | 2.62 |
| Florida | 12 | 39 | 260 | 3.25 |
| South Carolina | 12 | 41 | 298 | 3.42 |
| Arkansas | 12 | 47 | 338 | 3.92 |
| Alabama | 14 | 49 | 360 | 3.5 |

2023 IN REVIEW

| PENALTIES | G | No | Yds | Avg/G |
|-----------------|----|-----|-----|-------|
| Vanderbilt | 12 | 59 | 510 | 42.5 |
| Georgia | 14 | 62 | 606 | 43.29 |
| Auburn | 13 | 71 | 570 | 43.85 |
| Texas A&M | 13 | 77 | 591 | 45.46 |
| Alabama | 14 | 78 | 655 | 46.79 |
| Florida | 12 | 79 | 595 | 49.58 |
| Kentucky | 13 | 79 | 661 | 50.85 |
| LSU | 13 | 79 | 672 | 51.69 |
| Missouri | 13 | 93 | 709 | 54.54 |
| Arkansas | 12 | 76 | 665 | 55.42 |
| South Carolina | 12 | 86 | 666 | 55.5 |
| Mississippi St. | 12 | 75 | 682 | 56.83 |
| Ole Miss | 13 | 94 | 768 | 59.08 |
| Tennessee | 13 | 101 | 883 | 67.92 |

| FIELD GOALS | G | Made | Att | Pct |
|-----------------|----|------|-----|-------|
| Auburn | 13 | 13 | 13 | 100 |
| Kentucky | 13 | 10 | 11 | 90.91 |
| Alabama | 14 | 22 | 25 | 88 |
| South Carolina | 12 | 12 | 14 | 85.71 |
| Georgia | 14 | 21 | 25 | 84 |
| Arkansas | 12 | 20 | 24 | 83.33 |
| Missouri | 13 | 24 | 30 | 80 |
| LSU | 13 | 12 | 15 | 80 |
| Tennessee | 13 | 19 | 24 | 79.17 |
| Ole Miss | 13 | 19 | 24 | 79.17 |
| Florida | 12 | 18 | 24 | 75 |
| Texas A&M | 13 | 26 | 35 | 74.29 |
| Mississippi St. | 12 | 17 | 23 | 73.91 |
| Vanderbilt | 12 | 7 | 10 | 70 |

| OPPONENT PENALTIES | G | No | Yds | Avg/G |
|--------------------|----|-----|-----|-------|
| Texas A&M | 13 | 108 | 956 | 73.54 |
| Vanderbilt | 12 | 87 | 742 | 61.83 |
| Missouri | 13 | 97 | 786 | 60.46 |
| Auburn | 13 | 91 | 778 | 59.85 |
| Kentucky | 13 | 85 | 762 | 58.62 |
| LSU | 13 | 92 | 744 | 57.23 |
| Ole Miss | 13 | 73 | 621 | 47.77 |
| Florida | 12 | 72 | 552 | 46 |
| Mississippi St. | 12 | 67 | 546 | 45.5 |
| South Carolina | 12 | 67 | 530 | 44.17 |
| Arkansas | 12 | 65 | 515 | 42.92 |
| Tennessee | 13 | 72 | 523 | 40.23 |
| Alabama | 14 | 72 | 549 | 39.21 |
| Georgia | 14 | 70 | 545 | 38.93 |

| PAT KICKING | G | Made | Att | Pct |
|-----------------|----|------|-----|-------|
| Texas A&M | 13 | 49 | 49 | 100 |
| Tennessee | 13 | 50 | 50 | 100 |
| Ole Miss | 13 | 51 | 51 | 100 |
| Mississippi St. | 12 | 29 | 29 | 100 |
| LSU | 13 | 78 | 78 | 100 |
| Georgia | 14 | 71 | 71 | 100 |
| Auburn | 13 | 41 | 41 | 100 |
| Arkansas | 12 | 33 | 33 | 100 |
| Alabama | 14 | 56 | 56 | 100 |
| Kentucky | 13 | 48 | 49 | 97.96 |
| Missouri | 13 | 45 | 46 | 97.83 |
| South Carolina | 12 | 34 | 35 | 97.14 |
| Florida | 12 | 33 | 34 | 97.06 |
| Vanderbilt | 12 | 29 | 30 | 96.67 |

| 4TH-DN CONVERSIONS | G | Conv | Att | Pct |
|--------------------|----|------|-----|-------|
| Georgia | 14 | 9 | 12 | 75 |
| Missouri | 13 | 11 | 15 | 73.33 |
| Alabama | 14 | 5 | 7 | 71.43 |
| Ole Miss | 13 | 25 | 36 | 69.44 |
| Arkansas | 12 | 10 | 16 | 62.5 |
| Texas A&M | 13 | 11 | 19 | 57.89 |
| Auburn | 13 | 13 | 26 | 50 |
| Mississippi St. | 12 | 10 | 24 | 41.67 |
| Florida | 12 | 9 | 22 | 40.91 |
| LSU | 13 | 6 | 15 | 40 |
| Tennessee | 13 | 7 | 18 | 38.89 |
| South Carolina | 12 | 9 | 24 | 37.5 |
| Vanderbilt | 12 | 8 | 27 | 29.63 |
| Kentucky | 13 | 2 | 10 | 20 |

| TIME OF POSSESSION | G | Total Time | Avg/G |
|--------------------|----|------------|-------|
| Georgia | 14 | 468:38 | 33:28 |
| Florida | 12 | 397:13 | 33:06 |
| Texas A&M | 13 | 408:11 | 31:24 |
| Arkansas | 12 | 368:48 | 30:44 |
| Alabama | 14 | 430:15 | 30:44 |
| Missouri | 13 | 395:30 | 30:25 |
| Auburn | 13 | 378:53 | 29:08 |
| LSU | 13 | 375:09 | 28:52 |
| Vanderbilt | 12 | 344:46 | 28:44 |
| Mississippi St. | 12 | 344:47 | 28:44 |
| South Carolina | 12 | 339:39 | 28:18 |
| Ole Miss | 13 | 360:32 | 27:44 |
| Kentucky | 13 | 359:07 | 27:37 |
| Tennessee | 13 | 319:36 | 24:35 |

| OPP 4TH-DN CONVERT | G | Conv | Att | Pct |
|--------------------|----|------|-----|-------|
| Georgia | 14 | 9 | 12 | 75 |
| Missouri | 13 | 11 | 15 | 73.33 |
| Alabama | 14 | 5 | 7 | 71.43 |
| Ole Miss | 13 | 25 | 36 | 69.44 |
| Arkansas | 12 | 10 | 16 | 62.5 |
| Texas A&M | 13 | 11 | 19 | 57.89 |
| Auburn | 13 | 13 | 26 | 50 |
| Mississippi St. | 12 | 10 | 24 | 41.67 |
| Florida | 12 | 9 | 22 | 40.91 |
| LSU | 13 | 6 | 15 | 40 |
| Tennessee | 13 | 7 | 18 | 38.89 |
| South Carolina | 12 | 9 | 24 | 37.5 |
| Vanderbilt | 12 | 8 | 27 | 29.63 |
| Kentucky | 13 | 2 | 10 | 20 |

| KICKOFF COVERAGE | G | No. | Yds | Avg | Retn | TB | NetAvg |
|------------------|----|-----|------|-------|------|----|--------|
| Alabama | 14 | 93 | 5911 | 63.56 | 407 | 53 | 42.83 |
| Ole Miss | 13 | 89 | 5712 | 64.18 | 171 | 73 | 39.8 |
| Georgia | 14 | 105 | 6669 | 63.51 | 350 | 68 | 40.51 |
| Florida | 12 | 72 | 4565 | 63.4 | 226 | 56 | 38.88 |
| Missouri | 13 | 85 | 5328 | 62.68 | 476 | 48 | 44.06 |
| Vanderbilt | 12 | 55 | 3463 | 62.96 | 544 | 22 | 40.51 |
| South Carolina | 12 | 63 | 3922 | 62.25 | 208 | 41 | 39.29 |
| Arkansas | 12 | 65 | 4122 | 63.42 | 209 | 55 | 34.57 |
| Mississippi St. | 12 | 54 | 3368 | 62.37 | 418 | 33 | 36.91 |
| Tennessee | 13 | 82 | 5079 | 61.94 | 277 | 59 | 37.82 |
| Texas A&M | 13 | 90 | 5664 | 62.93 | 851 | 43 | 44.61 |
| Auburn | 13 | 65 | 4034 | 62.06 | 381 | 33 | 36.86 |
| LSU | 13 | 103 | 6292 | 61.09 | 723 | 52 | 43.91 |
| Kentucky | 13 | 72 | 4452 | 61.83 | 562 | 43 | 37.28 |

| RED ZONE OFFENSE | G | RedZone | Percent | TDs | R/P | FG-AT | TurnO |
|------------------|----|---------|---------|-----|---------|---------|-------|
| Missouri | 13 | 56 - 58 | 96.55 | 36 | 22 - 14 | 20 - 21 | 0 |
| Alabama | 14 | 48 - 52 | 92.31 | 36 | 26 - 10 | 12 - 13 | 3 |
| Arkansas | 12 | 34 - 37 | 91.89 | 23 | 6 - 17 | 11 - 12 | 1 |
| Florida | 12 | 44 - 48 | 91.67 | 32 | 17 - 15 | 12 - 13 | 3 |
| Georgia | 14 | 74 - 81 | 91.36 | 56 | 37 - 19 | 18 - 22 | 1 |
| LSU | 13 | 59 - 65 | 90.77 | 49 | 30 - 19 | 10 - 11 | 3 |
| South Carolina | 12 | 35 - 39 | 89.74 | 26 | 14 - 12 | 9 - 10 | 2 |
| Ole Miss | 13 | 52 - 59 | 88.14 | 39 | 25 - 14 | 13 - 15 | 5 |
| Texas A&M | 13 | 53 - 61 | 86.89 | 36 | 22 - 14 | 17 - 19 | 5 |
| Tennessee | 13 | 45 - 54 | 83.33 | 28 | 17 - 11 | 17 - 18 | 6 |
| Auburn | 13 | 35 - 42 | 83.33 | 27 | 17 - 10 | 8 - 8 | 5 |
| Kentucky | 13 | 34 - 42 | 80.95 | 29 | 11 - 18 | 5 - 5 | 5 |
| Mississippi St. | 12 | 31 - 39 | 79.49 | 20 | 10 - 10 | 11 - 14 | 4 |
| Vanderbilt | 12 | 26 - 34 | 76.47 | 22 | 9 - 13 | 4 - 5 | 6 |

| RED ZONE DEFENSE | G | RedZone | Percent | TDs | R/P | FG-AT | TurnO |
|------------------|----|---------|---------|-----|---------|---------|-------|
| Auburn | 13 | 35 - 44 | 79.55 | 24 | 14 - 10 | 11 - 15 | 5 |
| South Carolina | 12 | 37 - 46 | 80.43 | 28 | 17 - 11 | 9 - 12 | 4 |
| Missouri | 13 | 32 - 39 | 82.05 | 21 | 6 - 15 | 11 - 14 | 4 |
| Alabama | 14 | 34 - 41 | 82.93 | 23 | 14 - 9 | 11 - 14 | 4 |
| Texas A&M | 13 | 30 - 36 | 83.33 | 20 | 8 - 12 | 10 - 12 | 3 |
| Tennessee | 13 | 35 - 41 | 85.37 | 23 | 11 - 12 | 12 - 13 | 5 |
| Ole Miss | 13 | 35 - 41 | 85.37 | 26 | 16 - 10 | 9 - 9 | 5 |
| Florida | 12 | 35 - 40 | 87.50 | 23 | 13 - 10 | 12 - 12 | 3 |
| LSU | 13 | 41 - 46 | 89.13 | 33 | 17 - 16 | 8 - 10 | 3 |
| Arkansas | 12 | 42 - 47 | 89.36 | 27 | 11 - 16 | 15 - 17 | 3 |
| Kentucky | 13 | 43 - 47 | 91.49 | 29 | 17 - 12 | 14 - 15 | 2 |
| Mississippi St. | 12 | 33 - 36 | 91.67 | 24 | 13 - 11 | 9 - 9 | 2 |
| Georgia | 14 | 33 - 36 | 91.67 | 21 | 12 - 9 | 12 - 12 | 3 |
| Vanderbilt | 12 | 49 - 53 | 92.45 | 30 | 16 - 14 | 19 - 19 | 3 |



2023 IN REVIEW

2023 SEC INDIVIDUAL STATISTICS

| RUSHING | | | | | | | | |
|---------|----------------------------|-----|-----|------|------|------|-------|--------|
| | G | Att | Yds | Avg | TD | Long | Yds/G | |
| 1 | Schrader, Cody - MIZ | 13 | 276 | 1627 | 5.89 | 14 | 52 | 125.15 |
| 2 | Daniels, Jayden - LSU | 12 | 135 | 1134 | 8.40 | 10 | 85 | 94.50 |
| 3 | Judkins, Quinshon - OM | 13 | 271 | 1158 | 4.27 | 15 | 40 | 89.08 |
| 4 | Davis, Ray - UK | 13 | 199 | 1129 | 5.67 | 14 | 75 | 86.85 |
| 5 | Wright, Jaylen - UF | 12 | 137 | 1013 | 7.39 | 4 | 82 | 84.42 |
| 6 | Hunter, Jarquez - AUB | 12 | 159 | 909 | 5.72 | 7 | 67 | 75.75 |
| 7 | Edwards, Daijun - UGa | 12 | 165 | 880 | 5.33 | 13 | 62 | 73.33 |
| 8 | McClellan, Jase - Bama | 13 | 180 | 890 | 4.94 | 8 | 34 | 68.46 |
| 9 | Etienne, Trevor - UF | 11 | 131 | 753 | 5.75 | 8 | 62 | 68.45 |
| 10 | Johnson Jr., Montrell - UF | 12 | 152 | 817 | 5.38 | 5 | 52 | 68.08 |

| INTERCEPTIONS | | | | | | | |
|---------------|---------------------------|-----|-----|-----|------|-------|------|
| | G | Int | Yds | TD | Long | Int/G | |
| 1 | Hairston, Maxwell - UK | 13 | 5 | 131 | 2 | 54 | 0.38 |
| 2 | Arnold, Terrion - Bama | 14 | 5 | 69 | 0 | 37 | 0.36 |
| 3 | McClothern, Dwight - Ark | 9 | 3 | 73 | 0 | 42 | 0.33 |
| 4 | Abrams-Draine, Kris - MIZ | 13 | 4 | 9 | 0 | 6 | 0.31 |
| 5 | Simpson, Jaylin - AUB | 13 | 4 | 87 | 1 | 50 | 0.31 |
| 6 | Smith, Tykee - UGa | 14 | 4 | 20 | 0 | 12 | 0.29 |
| 7 | Lovett, Jordan - UK | 11 | 3 | 0 | 0 | 0 | 0.27 |
| 8 | Johnson, Jett - MSU | 12 | 3 | 42 | 0 | 30 | 0.25 |
| 9 | Walcott, Alfahiyim - Ark | 12 | 3 | 32 | 1 | 33 | 0.25 |
| 10 | Preston Jr., Shawn - MSU | 12 | 3 | 3 | 0 | 3 | 0.25 |

| PASSING AVG/GAME | | | | | | |
|------------------|------------------------|------------------|------------|------|-------|--------|
| | G | Comp - Att - Int | Yds | TD | Avg/G | |
| 1 | Daniels, Jayden - LSU | 12 | 236-327-4 | 3812 | 40 | 317.67 |
| 2 | Beck, Carson - UGa | 14 | 302-417-6 | 3941 | 24 | 281.50 |
| 3 | Rattler, Spencer - USC | 12 | 275-399-8 | 3186 | 19 | 265.50 |
| 4 | Mertz, Graham - UF | 11 | 261-358-3 | 2903 | 20 | 263.91 |
| 5 | Dart, Jaxson - OM | 13 | 233-358-5 | 3364 | 23 | 258.77 |
| 6 | Cook, Brady - MIZ | 13 | 244-369-6 | 3317 | 21 | 255.15 |
| 7 | Milton III, Joe - UT | 12 | 229-354-5 | 2813 | 20 | 234.42 |
| 8 | Milroe, Jalen - Bama | 13 | 187-284-6 | 2834 | 23 | 218.00 |
| 9 | Leary, Devin - UK | 13 | 209-371-12 | 2746 | 25 | 211.23 |
| 10 | Jefferson, KJ - Ark | 12 | 190-296-8 | 2107 | 19 | 175.58 |

| TOTAL OFFENSE | | | | | | | |
|---------------|------------------------|------|------|-------|-------|-------|--------|
| | G | Rush | Pass | Plays | Total | Yds/G | |
| 1 | Daniels, Jayden - LSU | 12 | 1134 | 3812 | 462 | 4946 | 412.17 |
| 2 | Beck, Carson - UGa | 14 | 117 | 3941 | 476 | 4058 | 289.86 |
| 3 | Dart, Jaxson - OM | 13 | 389 | 3364 | 477 | 3753 | 288.69 |
| 4 | Cook, Brady - MIZ | 13 | 319 | 3317 | 482 | 3636 | 279.69 |
| 5 | Rattler, Spencer - USC | 12 | 104 | 3186 | 496 | 3290 | 274.17 |
| 6 | Milton III, Joe - UT | 12 | 299 | 2813 | 432 | 3112 | 259.33 |
| 7 | Milroe, Jalen - Bama | 13 | 531 | 2834 | 445 | 3365 | 258.85 |
| 8 | Mertz, Graham - UF | 11 | -75 | 2903 | 420 | 2828 | 257.09 |
| 9 | Jefferson, KJ - Ark | 12 | 447 | 2107 | 457 | 2554 | 212.83 |
| 10 | Leary, Devin - UK | 13 | -60 | 2746 | 413 | 2686 | 206.62 |

| PUNT RETURN AVG | | | | | | | |
|-----------------|-----------------------|-----|-----|----|------|-----|-------|
| | G | Ret | Yds | TD | Long | Avg | |
| 1 | Hight, Martel - Vandy | 11 | 1 | 22 | 0 | 22 | 22.00 |
| 2 | Downs, Caleb - Bama | 14 | 4 | 87 | 1 | 85 | 21.75 |
| 3 | Brown, Barion - UK | 13 | 3 | 51 | 0 | 36 | 17.00 |

| RECEPTIONS/GAME | | | | | | | | |
|-----------------|-------------------------|-----|-----|------|------|-------|--------|------|
| | G | Rec | Yds | TD | Long | Avg/C | Rec/G | |
| 1 | Nabers, Malik - LSU | 13 | 89 | 1569 | 14 | 51 | 120.69 | 6.85 |
| 2 | Burden, Luther - MIZ | 13 | 86 | 1212 | 9 | 56 | 93.23 | 6.62 |
| 3 | Wilson III, Eugene - UF | 10 | 61 | 538 | 6 | 30 | 53.80 | 6.10 |
| 4 | Legette, Xavier - USC | 12 | 71 | 1255 | 7 | 76 | 104.58 | 5.92 |
| 5 | Pearsall, Ricky - UF | 12 | 65 | 965 | 4 | 61 | 80.42 | 5.42 |
| 6 | Thomas Jr., Brian - LSU | 13 | 68 | 1177 | 17 | 86 | 90.54 | 5.23 |
| 7 | White, Squirrel - UT | 13 | 67 | 803 | 2 | 83 | 61.77 | 5.15 |
| 8 | Armstrong, Andrew - Ark | 12 | 56 | 764 | 5 | 48 | 63.67 | 4.67 |
| 9 | Harris, Tre - OM | 12 | 54 | 985 | 8 | 56 | 82.08 | 4.50 |
| 10 | Smith, Ainius - TA&M | 12 | 53 | 795 | 2 | 42 | 66.25 | 4.42 |

| KICK RETURN AVG | | | | | | | |
|-----------------|----------------------------|-----|-----|-----|------|-----|-------|
| | G | Ret | Yds | TD | Long | Avg | |
| 1 | Brown, Barion - UK | 13 | 16 | 576 | 3 | 100 | 36.00 |
| 2 | Thomas, Zavion - MSU | 11 | 6 | 202 | 1 | 94 | 33.67 |
| 3 | Sumo-Karngbaye, Demie - UK | 13 | 2 | 57 | 0 | 33 | 28.50 |

| RECEIVE YDS/GAME | | | | | | | | |
|------------------|-------------------------|-----|-----|------|------|-------|-------|--------|
| | G | Rec | Yds | TD | Long | Avg/C | Yds/G | |
| 1 | Nabers, Malik - LSU | 13 | 89 | 1569 | 14 | 51 | 17.63 | 120.69 |
| 2 | Legette, Xavier - USC | 12 | 71 | 1255 | 7 | 76 | 17.68 | 104.58 |
| 3 | Burden, Luther - MIZ | 13 | 86 | 1212 | 9 | 56 | 14.09 | 93.23 |
| 4 | Thomas Jr., Brian - LSU | 13 | 68 | 1177 | 17 | 86 | 17.31 | 90.54 |
| 5 | Harris, Tre - OM | 12 | 54 | 985 | 8 | 56 | 18.24 | 82.08 |
| 6 | Pearsall, Ricky - UF | 12 | 65 | 965 | 4 | 61 | 14.85 | 80.42 |
| 7 | Smith, Ainius - TA&M | 12 | 53 | 795 | 2 | 42 | 15.00 | 66.25 |
| 8 | Wade, Dayton - OM | 13 | 55 | 830 | 4 | 58 | 15.09 | 63.85 |
| 9 | Armstrong, Andrew - Ark | 12 | 56 | 764 | 5 | 48 | 13.64 | 63.67 |
| 10 | White, Squirrel - UT | 13 | 67 | 803 | 2 | 83 | 11.99 | 61.77 |

| PUNTING | | | | | | | | | |
|---------|-----------------------|------|-----|------|-----|-----|----|-----|-------|
| | G | Punt | Yds | Long | I20 | 50+ | TB | Avg | |
| 1 | Hayball, Matt - Vandy | 12 | 57 | 2713 | 71 | 24 | 21 | 4 | 47.60 |
| 2 | Burnip, James - Bama | 14 | 59 | 2806 | 67 | 24 | 24 | 7 | 47.56 |
| 3 | Fletcher, Max - Ark | 12 | 59 | 2770 | 71 | 19 | 23 | 3 | 46.95 |
| 4 | Chapman, Oscar - AUB | 13 | 61 | 2720 | 71 | 21 | 15 | 6 | 44.59 |
| 5 | Kroeger, Kai - USC | 12 | 62 | 2676 | 60 | 22 | 9 | 4 | 43.16 |
| 6 | Ross, Jackson - UT | 13 | 55 | 2337 | 71 | 22 | 9 | 3 | 42.49 |
| 7 | Masin, Fraser - OM | 13 | 48 | 2038 | 54 | 15 | 5 | 1 | 42.46 |
| 8 | Wade, Keelan - MSU | 12 | 49 | 2003 | 55 | 13 | 6 | 0 | 40.88 |
| 9 | Berry, Wilson - UK | 13 | 55 | 2185 | 56 | 13 | 9 | 4 | 39.73 |

| ALL PURPOSE | | | | | | | | |
|-------------|-------------------------|------|------|------|-----|-----|-------|--------|
| | G | Rush | Rcv | PR | KR | Yds | Avg/G | |
| 1 | Schrader, Cody - MIZ | 13 | 1627 | 191 | 0 | 0 | 1818 | 139.85 |
| 2 | Nabers, Malik - LSU | 13 | 1 | 1569 | 0 | 0 | 1570 | 120.77 |
| 3 | Legette, Xavier - USC | 12 | -9 | 1255 | 0 | 213 | 1459 | 121.58 |
| 4 | Davis, Ray - UK | 13 | 1129 | 323 | 0 | 0 | 1452 | 111.69 |
| 5 | Brown, Barion - UK | 13 | 147 | 539 | 51 | 576 | 1313 | 101.00 |
| 6 | Burden, Luther - MIZ | 13 | 31 | 1212 | 70 | 0 | 1313 | 101.00 |
| 7 | Judkins, Quinshon - OM | 13 | 1158 | 149 | 0 | 0 | 1307 | 100.54 |
| 8 | Smith, Ainius - TA&M | 12 | 21 | 795 | 285 | 103 | 1204 | 100.33 |
| 9 | Etienne, Trevor - UF | 11 | 753 | 172 | 26 | 224 | 1175 | 106.82 |
| 10 | Thomas Jr., Brian - LSU | 13 | -6 | 1177 | 0 | 0 | 1171 | 90.08 |

2023 IN REVIEW

| SCORING | G | TD | XPT | FG | 2XP | Pts | Pts/G |
|-------------------------------------|----|----|-----|----|-----|-----|-------|
| 1 Davis, Ray - UK | 13 | 21 | 0 | 0 | 0 | 126 | 9.69 |
| 2 Bond, Randy - TA&M | 13 | 0 | 26 | 48 | 0 | 126 | 9.69 |
| 3 Woodring, Peyton - UGa | 14 | 0 | 21 | 71 | 0 | 134 | 9.57 |
| 4 Mevis, Harrison - MIZ | 13 | 0 | 24 | 45 | 0 | 117 | 9.00 |
| 5 Ramos, Damian - LSU | 13 | 0 | 12 | 77 | 0 | 113 | 8.69 |
| 6 Reichard, Will - Bama | 14 | 0 | 22 | 55 | 0 | 121 | 8.64 |
| 7 Judkins, Quinshon - OM | 13 | 17 | 0 | 0 | 1 | 104 | 8.00 |
| 8 Campbell, Charles - UT | 13 | 0 | 18 | 49 | 0 | 103 | 7.92 |
| 9 Thomas Jr., Brian - LSU | 13 | 17 | 0 | 0 | 0 | 102 | 7.85 |
| 10 Little, Cam - Ark | 12 | 0 | 20 | 33 | 0 | 93 | 7.75 |

| SCORING (kick) | G | PAT | FG | Pts | Pts/G |
|------------------------------------|----|-------|-------|-----|-------|
| 1 Bond, Randy - TA&M | 13 | 48-48 | 26-35 | 126 | 9.69 |
| 2 Woodring, Peyton - UGa | 14 | 71-71 | 21-25 | 134 | 9.57 |
| 3 Mevis, Harrison - MIZ | 13 | 45-46 | 24-30 | 117 | 9.00 |
| 4 Ramos, Damian - LSU | 13 | 77-77 | 12-15 | 113 | 8.69 |
| 5 Reichard, Will - Bama | 14 | 55-55 | 22-25 | 121 | 8.64 |
| 6 Campbell, Charles - UT | 13 | 49-49 | 18-23 | 103 | 7.92 |
| 7 Little, Cam - Ark | 12 | 33-33 | 20-24 | 93 | 7.75 |
| 8 Davis, Caden - OM | 13 | 45-45 | 18-23 | 99 | 7.62 |
| 9 Smack, Trey - UF | 12 | 29-29 | 17-21 | 80 | 6.67 |
| 10 Ferrie, Kyle - MSU | 12 | 27-27 | 16-22 | 75 | 6.25 |

| FIELD GOALS | G | FG | FGA | Long | FG/G | Avg. |
|------------------------------------|----|----|-----|------|-------|------|
| 1 Bond, Randy - TA&M | 13 | 26 | 35 | 52 | 74.29 | 2.00 |
| 2 Mevis, Harrison - MIZ | 13 | 24 | 30 | 61 | 80.00 | 1.85 |
| 3 Little, Cam - Ark | 12 | 20 | 24 | 56 | 83.33 | 1.67 |
| 4 Reichard, Will - Bama | 14 | 22 | 25 | 52 | 88.00 | 1.57 |
| 5 Woodring, Peyton - UGa | 14 | 21 | 25 | 48 | 84.00 | 1.50 |
| 6 Smack, Trey - UF | 12 | 17 | 21 | 54 | 80.95 | 1.42 |
| 7 Campbell, Charles - UT | 13 | 18 | 23 | 49 | 78.26 | 1.38 |
| 8 Davis, Caden - OM | 13 | 18 | 23 | 56 | 78.26 | 1.38 |
| 9 Ferrie, Kyle - MSU | 12 | 16 | 22 | 49 | 72.73 | 1.33 |
| 10 Jeter, Mitch - USC | 12 | 12 | 14 | 51 | 85.71 | 1.00 |

| FIELD GOAL PCT (min. games played 75%) | G | FG | FGA | Long | Pct. |
|--|----|----|-----|------|--------|
| 1 McPherson, Alex - AUB | 13 | 13 | 13 | 53 | 100.00 |
| 2 Turbyville, Josh - UT | 13 | 1 | 1 | 33 | 100.00 |
| 3 Raynor, Alex - UK | 13 | 10 | 11 | 50 | 90.91 |
| 4 Reichard, Will - Bama | 14 | 22 | 25 | 52 | 88.00 |
| 5 Jeter, Mitch - USC | 12 | 12 | 14 | 51 | 85.71 |
| 6 Woodring, Peyton - UGa | 14 | 21 | 25 | 48 | 84.00 |
| 7 Little, Cam - Ark | 12 | 20 | 24 | 56 | 83.33 |
| 8 Smack, Trey - UF | 12 | 17 | 21 | 54 | 80.95 |
| 9 Mevis, Harrison - MIZ | 13 | 24 | 30 | 61 | 80.00 |
| 10 Ramos, Damian - LSU | 13 | 12 | 15 | 48 | 80.00 |

| PAT KICKING PCT | G | Made | Att | Pct. |
|------------------------------------|----|------|-----|--------|
| 1 McPherson, Alex - AUB | 13 | 40 | 40 | 100.00 |
| 2 Smack, Trey - UF | 12 | 29 | 29 | 100.00 |
| 3 Davis, Caden - OM | 13 | 45 | 45 | 100.00 |
| 4 Reichard, Will - Bama | 14 | 55 | 55 | 100.00 |
| 5 Campbell, Charles - UT | 13 | 49 | 49 | 100.00 |
| 6 Ramos, Damian - LSU | 13 | 77 | 77 | 100.00 |
| 7 Little, Cam - Ark | 12 | 33 | 33 | 100.00 |
| 8 Bond, Randy - TA&M | 13 | 48 | 48 | 100.00 |
| 9 Dibert, Nathan - LSU | 12 | 1 | 1 | 100.00 |
| 10 Turbyville, Josh - UT | 13 | 1 | 1 | 100.00 |

| TACKLES (All positions) | Player | G | Pos | Solo | Ast | Total | Avg/G |
|---|--------|----|-----|------|-----|-------|-------|
| 1 Watson, Nathaniel - MSU | 12 | LB | 35 | 102 | 137 | 11.42 | |
| 2 Johnson, Jett - MSU | 12 | LB | 45 | 85 | 130 | 10.83 | |
| 3 Williams, Debo - USC | 12 | LB | 67 | 46 | 113 | 9.42 | |
| 4 Downs, Caleb - Bama | 14 | DB | 70 | 37 | 107 | 7.64 | |
| 5 Thomas, Jaheim - Ark | 12 | LB | 38 | 52 | 90 | 7.50 | |
| 6 Burns, Major - LSU | 13 | DB | 41 | 52 | 93 | 7.15 | |
| 7 Speights, Omar - LSU | 10 | LB | 23 | 47 | 70 | 7.00 | |
| 8 Cooper, Edgerrin - TA&M | 12 | LB | 39 | 45 | 84 | 7.00 | |
| 9 Jackson, D'Eryk - UK | 13 | LB | 52 | 37 | 89 | 6.85 | |
| 10 Penn III, Greg - LSU | 13 | LB | 34 | 55 | 89 | 6.85 | |
| 11 Patterson, Langston - Vandy | 11 | LB | 38 | 36 | 74 | 6.73 | |
| 12 Paul Jr., Chris - Ark | 11 | LB | 30 | 44 | 74 | 6.73 | |
| 13 Wallace, Trevin - UK | 12 | LB | 45 | 35 | 80 | 6.67 | |
| 14 Asante, Eugene - AUB | 13 | LB | 53 | 33 | 86 | 6.62 | |
| 15 Richardson, Decamerion - MSU | 12 | CB | 43 | 36 | 79 | 6.58 | |
| 16 Sam, Andre - LSU | 13 | S | 43 | 42 | 85 | 6.54 | |
| 17 Emmanwori, Nick - USC | 11 | DB | 47 | 24 | 71 | 6.45 | |
| 18 Washington, Trey - OM | 13 | S | 45 | 38 | 83 | 6.38 | |
| 19 Kilgore, Jalon - USC | 12 | DB | 46 | 30 | 76 | 6.33 | |
| 20 Herring, Elijah - UT | 13 | LB | 31 | 49 | 80 | 6.15 | |
| 21 Taylor, CJ - Vandy | 9 | DB | 29 | 26 | 55 | 6.11 | |
| 22 Lawson, Deontae - Bama | 11 | LB | 32 | 35 | 67 | 6.09 | |
| 23 Smith, DQ - USC | 12 | DB | 34 | 39 | 73 | 6.08 | |
| 24 Perkins Jr., Harold - LSU | 13 | LB | 43 | 32 | 75 | 5.77 | |
| 25 York, Taurean - TA&M | 13 | LB | 39 | 35 | 74 | 5.69 | |
| 26 Hopper, Ty'Ron - MIZ | 10 | LB | 36 | 19 | 55 | 5.50 | |
| 27 Ellington, Corey - MSU | 12 | S | 30 | 36 | 66 | 5.50 | |
| 28 Cistrunk, Ashanti - OM | 13 | LB | 31 | 40 | 71 | 5.46 | |
| 29 Mahoney, Jaylen - Vandy | 11 | DB | 38 | 21 | 59 | 5.36 | |
| 30 Carlies, Jaylon - MIZ | 12 | DB | 38 | 26 | 64 | 5.33 | |
| 31 Beasley, Aaron - UT | 13 | LB | 37 | 32 | 69 | 5.31 | |
| 32 Walker, Wesley - UT | 10 | DB | 33 | 20 | 53 | 5.30 | |
| 33 Hairston, Maxwell - UK | 13 | DB | 55 | 13 | 68 | 5.23 | |
| 34 Mondon, Smael - UGa | 13 | LB | 42 | 26 | 68 | 5.23 | |
| 35 Johnson, Jayden - Ark | 12 | DB | 30 | 32 | 62 | 5.17 | |
| 36 Campbell, Jihaad - Bama | 13 | LB | 34 | 32 | 66 | 5.08 | |
| 37 Smith, Tykee - UGa | 14 | DB | 46 | 24 | 70 | 5.00 | |
| 38 Castell, Jordan - UF | 12 | S | 30 | 30 | 60 | 5.00 | |
| 39 Key, Jaylen - Bama | 12 | DB | 35 | 25 | 60 | 5.00 | |
| 40 Saunders Jr., John - OM | 13 | S | 39 | 26 | 65 | 5.00 | |
| 41 Preston Jr., Shawn - MSU | 12 | S | 23 | 36 | 59 | 4.92 | |
| 42 Richardson, Demani - TA&M | 12 | DB | 44 | 15 | 59 | 4.92 | |
| 43 Anderson, Bryce - TA&M | 11 | DB | 34 | 20 | 54 | 4.91 | |
| 44 Charleston, Joseph - MIZ | 13 | DB | 38 | 23 | 61 | 4.69 | |
| 45 Anthony, Daijahn - OM | 13 | S | 28 | 33 | 61 | 4.69 | |
| 46 Bullard, Javon - UGa | 12 | DB | 39 | 17 | 56 | 4.67 | |
| 47 Walcott, Alfahiym - Ark | 12 | DB | 34 | 22 | 56 | 4.67 | |
| 48 Wright, De'Rickey - Vandy | 10 | DB | 32 | 14 | 46 | 4.60 | |
| 49 Barr, Ethan - Vandy | 12 | LB | 21 | 34 | 55 | 4.58 | |
| 50 Eboigbe, Justin - Bama | 14 | DL | 29 | 35 | 64 | 4.57 | |



2023 IN REVIEW

| SACKS | G | Pos | Solo | Ast | Total | Avg/G |
|----------------------------------|----|-----|------|-----|-------|-------|
| 1 Watson, Nathaniel - MSU. | 12 | LB | 8 | 4 | 10 | 0.83 |
| 2 Pearce Jr, James - UT . . . | 13 | DL | 8 | 4 | 10 | 0.77 |
| 3 Turner, Dallas - Bama | 14 | LB | 8 | 4 | 10 | 0.71 |
| 4 Robinson, Darius - MIZ . . | 12 | DL | 8 | 1 | 8.5 | 0.71 |
| 5 Cooper, Edgerrin - TA&M . | 12 | LB | 5 | 6 | 8 | 0.67 |
| 6 Umanmielen, Princely - UF | 12 | DL | 6 | 2 | 7 | 0.58 |
| 7 Harris, Marcus - AUB | 12 | DL | 5 | 4 | 7 | 0.58 |
| 8 Walker, Deone - UK | 13 | DL | 7 | 1 | 7.5 | 0.58 |
| 9 Braswell, Chris - Bama . . . | 14 | LB | 6 | 4 | 8 | 0.57 |
| 10 Norman-Lott, Omarr - UT | 10 | DL | 5 | 1 | 5.5 | 0.55 |
| 11 Jackson, Landon - Ark. . . . | 12 | DL | 5 | 3 | 6.5 | 0.54 |
| 12 Weaver, J.J. - UK | 13 | LB | 7 | 0 | 7 | 0.54 |
| 13 Turner, Shemar - TA&M . . | 12 | DL | 5 | 2 | 6 | 0.50 |
| 14 Baron, Tyler - UT | 12 | DL | 6 | 0 | 6 | 0.50 |
| 15 Johnson, Jett - MSU | 12 | LB | 6 | 0 | 6 | 0.50 |
| 16 Eboigbe, Justin - Bama . . . | 14 | DL | 4 | 6 | 7 | 0.50 |
| 17 McLeod, Jalen - AUB | 12 | LB | 5 | 1 | 5.5 | 0.46 |
| 18 Johnson, Cedric - OM | 12 | DE | 4 | 3 | 5.5 | 0.46 |
| 19 Wallace, Trevin - UK | 12 | LB | 5 | 1 | 5.5 | 0.46 |
| 20 Clifton, Nate - Vandy | 12 | DL | 5 | 1 | 5.5 | 0.46 |

| TACKLES FOR LOSS | G | Pos | Solo | Ast | Total | Avg/G |
|-----------------------------|----|-----|------|-----|-------|-------|
| 1 Cooper, Edgerrin - TA&M . | 12 | LB | 13 | 8 | 17 | 1.42 |

| FUMBLES FORCED | G | Num | Avg/G |
|--------------------------------|----|-----|-------|
| 1 Walker, Johnny - MIZ | 13 | 3 | 0.23 |
| 2 Perkins Jr, Harold - LSU . . | 13 | 3 | 0.23 |
| 3 Taylor, CJ - Vandy | 9 | 2 | 0.22 |
| 4 Braswell, Chris - Bama . . . | 14 | 3 | 0.21 |
| 5 Wright, De'Rickey - Vandy | 10 | 2 | 0.20 |
| 6 Sapp, Tyreek - UF | 11 | 2 | 0.18 |
| 7 Kaufman, Donovan - AUB | 12 | 2 | 0.17 |
| 8 Preston Jr., Shawn - MSU . | 12 | 2 | 0.17 |
| 9 Watson, Nathaniel - MSU. | 12 | 2 | 0.17 |
| 10 Cooper, Edgerrin - TA&M . | 12 | 2 | 0.17 |

| FUMBLES RECOVERED | G | Num | Avg/G |
|----------------------------------|----|-----|-------|
| 1 Watson, Nathaniel - MSU. | 12 | 2 | 0.17 |
| 2 Hemingway, Tonka - USC. | 12 | 2 | 0.17 |
| 3 Weaver, J.J. - UK | 13 | 2 | 0.15 |
| 4 Newson, Triston - MIZ . . . | 13 | 2 | 0.15 |
| 5 Ivey, Jared - OM | 13 | 2 | 0.15 |
| 6 Campbell, Jihaad - Bama . | 13 | 2 | 0.15 |
| 7 Braxton, Jaylon - Ark. | 9 | 1 | 0.11 |
| 8 Agu, Darren - Vandy | 10 | 1 | 0.10 |
| 9 Wright, De'Rickey - Vandy | 10 | 1 | 0.10 |
| 10 Burrell, Warren - UT | 10 | 1 | 0.10 |

| PASSES DEFENDED | G | Brup | Int | Total | Avg/G |
|----------------------------------|----|------|-----|-------|-------|
| 1 Abrams-Draine, Kris - MIZ | 13 | 13 | 4 | 17 | 1.31 |
| 2 Arnold, Terrion - Bama . . . | 14 | 12 | 5 | 17 | 1.21 |
| 3 James, DJ - AUB | 12 | 10 | 2 | 12 | 1.00 |
| 4 Braxton, Jaylon - Ark. | 9 | 8 | 1 | 9 | 1.00 |
| 5 McGlothern, Dwight - Ark | 9 | 6 | 3 | 9 | 1.00 |
| 6 Emmanwori, Nick - USC . | 11 | 8 | 2 | 10 | 0.91 |
| 7 DeBerry, Josh - TA&M. . . . | 10 | 7 | 2 | 9 | 0.90 |
| 8 Hairston, Maxwell - UK . . | 13 | 6 | 5 | 11 | 0.85 |
| 9 Anthony, Daijahn - OM . . | 13 | 8 | 3 | 11 | 0.85 |
| 10 Dial, Marcellas - USC. . . . | 12 | 10 | 0 | 10 | 0.83 |
| 11 Marshall Jr., Jason - UF . . | 12 | 10 | 0 | 10 | 0.83 |
| 12 Chappell, Tyreek - TA&M . | 10 | 7 | 1 | 8 | 0.80 |
| 13 Harmon, Deuce - TA&M . . | 11 | 7 | 1 | 8 | 0.73 |
| 14 Fortune, O'Donnell - USC | 11 | 6 | 2 | 8 | 0.73 |
| 15 Starks, Malaki - UGa | 14 | 7 | 3 | 10 | 0.71 |
| 16 Walton, Zamari - OM. | 13 | 7 | 2 | 9 | 0.69 |
| 17 Saunders Jr., John - OM . . | 13 | 5 | 3 | 8 | 0.62 |
| 18 Carnell, Daylan - MIZ. . . . | 13 | 7 | 1 | 8 | 0.62 |
| 19 McCollough, Jaylen - UT . . | 13 | 5 | 3 | 8 | 0.62 |
| 20 Hemingway, Tonka - USC . | 12 | 7 | 0 | 7 | 0.58 |

RECORDS AND RESULTS

NATIONAL CHAMPIONS

| Year | Team | Poll |
|------|-----------|--------------------------|
| 1951 | Tennessee | AP, UPI |
| 1957 | Auburn | AP |
| 1958 | LSU | AP, UPI |
| 1960 | Ole Miss | FWAA |
| 1961 | Alabama | AP, UPI |
| 1964 | Alabama | AP, UPI |
| 1964 | #Arkansas | FWAA |
| 1965 | Alabama | AP, FWAA |
| 1973 | Alabama | UPI |
| 1978 | Alabama | AP, FWAA |
| 1979 | Alabama | AP, UPI, FWAA |
| 1980 | Georgia | AP, UPI, FWAA |
| 1992 | Alabama | AP, UPI, USA Today, FWAA |
| 1996 | Florida | AP, USA Today, FWAA |
| 1998 | Tennessee | AP, ESPN/USA Today, FWAA |
| 2003 | LSU | ESPN/USA Today |
| 2006 | Florida | ESPN/USA Today, AP |
| 2007 | LSU | ESPN/USA Today, AP |
| 2008 | Florida | ESPN/USA Today, AP |
| 2009 | Alabama | ESPN/USA Today, AP |
| 2010 | Auburn | ESPN/USA Today, AP |
| 2011 | Alabama | ESPN/USA Today/AP |
| 2012 | Alabama | ESPN/USA Today/AP |
| 2015 | Alabama | CFP/USA Today/AP |
| 2017 | Alabama | CFP/USA Today/AP |
| 2019 | LSU | CFP/USA Today/AP |
| 2020 | Alabama | CFP/USA Today/AP |
| 2021 | Georgia | CFP/USA Today/AP |
| 2022 | Georgia | CFP/USA Today/AP |

NOTE: #Arkansas was not a member of the SEC

SEC ALL-TIME FOOTBALL STANDINGS

(Regular season games against each other, 1933 through 2023)

| SCHOOL | YEARS | GAMES | W | L | T | PCT. | 2023 SEC | |
|-------------------|-------|-------|-----|-----|----|------|----------|---|
| | | | | | | | W | L |
| Alabama | 90 | 650 | 462 | 167 | 21 | .727 | 8 | 0 |
| Georgia | 91 | 608 | 378 | 216 | 14 | .632 | 8 | 0 |
| Tennessee | 90 | 610 | 357 | 233 | 20 | .602 | 4 | 4 |
| LSU | 91 | 615 | 352 | 241 | 22 | .590 | 6 | 2 |
| Florida | 90 | 601 | 342 | 244 | 15 | .582 | 3 | 5 |
| Auburn | 90 | 630 | 335 | 275 | 19 | .548 | 3 | 5 |
| Texas A&M | 12 | 97 | 52 | 45 | 0 | .536 | 4 | 4 |
| Ole Miss | 90 | 604 | 283 | 306 | 15 | .481 | 6 | 2 |
| Missouri | 12 | 98 | 47 | 51 | 0 | .480 | 6 | 2 |
| South Carolina | 32 | 259 | 109 | 148 | 1 | .424 | 3 | 5 |
| Arkansas | 32 | 258 | 101 | 155 | 2 | .395 | 1 | 7 |
| Mississippi State | 90 | 615 | 217 | 385 | 13 | .363 | 1 | 7 |
| Kentucky | 90 | 609 | 190 | 407 | 12 | .322 | 3 | 5 |
| Vanderbilt | 89 | 615 | 140 | 457 | 18 | .242 | 0 | 8 |

FORMER MEMBERS

| SCHOOL | YEARS | GAMES | W | L | T | PCT. |
|--------------|-------|-------|-----|-----|----|------|
| Georgia Tech | 31 | 194 | 115 | 70 | 9 | .616 |
| Tulane | 33 | 195 | 69 | 113 | 13 | .387 |
| Sewanee | 8 | 37 | 0 | 37 | 0 | .000 |

Note: Sewanee withdrew after the 1940 season, Georgia Tech after 1963 and Tulane after 1965. During World War II Alabama, Auburn, Florida, Kentucky, Ole Miss, Mississippi State, Tennessee and Vanderbilt suspended football in 1943; Vanderbilt through '44. Appointed conference games of 1954, '58, '64, '65, '66, '67, '68 and the Alabama-Ole Miss games of 1980 and '81 are not included in these records or total points.

UNDEFEATED & UNTIED TEAMS

(Regular Season Only)

| YEAR | TEAM | W-L-T | PTS | OPP | BOWL | OPPONENT | SCORE |
|------|--------------|--------|-----|-----|-----------|----------------|-------|
| 1934 | Alabama | 9-0-0 | 287 | 32 | Rose | Stanford | 29-13 |
| 1937 | Alabama | 9-0-0 | 225 | 20 | Rose | California | 0-13 |
| 1938 | Tennessee | 10-0-0 | 276 | 16 | Orange | Oklahoma | 17-0 |
| 1939 | Tennessee | 10-0-0 | 212 | 0 | Rose | Southern Cal | 0-14 |
| 1940 | Tennessee | 10-0-0 | 319 | 26 | Sugar | Boston Coll. | 13-19 |
| 1945 | Alabama | 9-0-0 | 396 | 66 | Rose | Southern Cal | 34-14 |
| 1946 | Georgia | 10-0-0 | 372 | 100 | Sugar | North Carolina | 20-10 |
| 1951 | Tennessee | 10-0-0 | 373 | 88 | Sugar | Maryland | 13-28 |
| 1952 | Georgia Tech | 11-0-0 | 301 | 52 | Sugar | Ole Miss | 24-7 |
| 1956 | Tennessee | 10-0-0 | 268 | 75 | Sugar | Baylor | 7-13 |
| 1957 | Auburn | 10-0-0 | 207 | 28 | (None) | | |
| 1958 | LSU | 10-0-0 | 275 | 53 | Sugar | Clemson | 7-0 |
| 1961 | Alabama | 10-0-0 | 287 | 22 | Sugar | Arkansas | 10-3 |
| 1962 | Ole Miss | 9-0-0 | 230 | 40 | Sugar | Arkansas | 17-13 |
| 1964 | Alabama | 10-0-0 | 223 | 67 | Orange | Texas | 17-21 |
| 1966 | Alabama | 10-0-0 | 267 | 37 | Sugar | Nebraska | 34-7 |
| 1971 | Alabama | 11-0-0 | 362 | 84 | Orange | Nebraska | 6-38 |
| 1973 | Alabama | 11-0-0 | 454 | 89 | Sugar | Notre Dame | 23-24 |
| 1974 | Alabama | 11-0-0 | 318 | 83 | Orange | Notre Dame | 11-13 |
| 1979 | Alabama | 11-0-0 | 359 | 58 | Sugar | Arkansas | 24-9 |
| 1980 | Georgia | 11-0-0 | 316 | 127 | Sugar | Notre Dame | 17-10 |
| 1982 | Georgia | 11-0-0 | 315 | 133 | Sugar | Penn State | 23-27 |
| 1992 | Alabama | 12-0-0 | 332 | 109 | Sugar | Miami | 34-13 |
| 1993 | Auburn | 11-0-0 | 353 | 192 | (None) | | |
| 1995 | Florida | 12-0-0 | 534 | 201 | Fiesta | Nebraska | 24-62 |
| 1998 | Tennessee | 12-0-0 | 431 | 189 | Fiesta | Florida State | 23-16 |
| 2004 | Auburn | 12-0-0 | 401 | 134 | Sugar | Virginia Tech | 16-13 |
| 2008 | Alabama | 12-0-0 | 422 | 200 | Sugar | Utah | 17-31 |
| 2009 | Alabama | 12-0-0 | 449 | 164 | BCS Title | Texas | 37-21 |
| 2009 | Florida | 12-0-0 | 502 | 174 | Sugar | Cincinnati | 51-24 |
| 2010 | Auburn | 12-0-0 | 577 | 337 | BCS Title | Oregon | 22-19 |
| 2012 | LSU | 12-0-0 | 500 | 158 | BCS Title | Alabama | 0-21 |
| 2016 | Alabama | 12-0-0 | 473 | 137 | CFP Title | Clemson | 31-35 |
| 2018 | Alabama | 12-0-0 | 588 | 165 | CFP Title | Clemson | 16-44 |
| 2019 | LSU | 12-0-0 | 377 | 204 | CFP Title | Clemson | 42-25 |
| 2020 | Alabama | 10-0-0 | 495 | 168 | CFP Title | Ohio State | 52-24 |
| 2021 | Georgia | 12-0-0 | 488 | 83 | CFP Title | Alabama | 33-18 |
| 2022 | Georgia | 12-0-0 | 301 | 97 | CFP Title | TCU | 65-7 |

SEC WINNING STREAKS

| WINS | SCHOOL | YEARS | STREAK |
|------|--------------|---------|--|
| 29 | Georgia | 2021-23 | Final two games of 2021 through first 12 games of 2023 |
| 28 | Alabama | 1991-93 | Final 10 games of 1991 through first five games of 1993 |
| 28 | Alabama | 1978-80 | Final nine games of 1978 through seventh game of 1980 |
| 26 | Alabama | 2015-16 | Final 12 games of 2015 through 14th game of 2016 |
| 23 | Tennessee | 1937-39 | Final two games of 1937 through tenth game of 1939 |
| 22 | Florida | 2008-09 | Final 10 games of 2008 through first 12 games of 2009 |
| 20 | Alabama | 1924-26 | Final game of 1924 through ninth game of 1926 |
| 20 | Auburn | 1993-94 | All 11 games of 1993 and first 9 games of 1994 |
| 19 | Alabama | 2019-21 | Final game of 2019 season through first five games of 2021 |
| 19 | Alabama | 2009-10 | All games of the 2009 season through first five of 2010 |
| 19 | Alabama | 1961-62 | Entire 1961 season through eighth game of 1962 |
| 19 | LSU | 1957-59 | Final game of 1957 through seventh game of 1959 |
| 18 | Georgia Tech | 1951-53 | Final five games of 1951 through first game of 1953 |
| 17 | Auburn | 2009-11 | Final game of 2009, all of 2010 and first two of 2011 |
| 17 | Auburn | 1956-58 | Final four games of 1956 through third game of 1958 |
| 17 | Georgia | 1945-47 | Final five games of 1945 through first game of 1947 |
| 16 | Georgia | 2020-21 | Final four games of 2020 through first 12 games of 2021 |
| 16 | LSU | 2018-19 | Final game of 2018 through 2019 season |
| 15 | Auburn | 2003-04 | Final two games of 2003 through 2004 season |
| 15 | Georgia | 1979-81 | Final game of 1979 through second game of 1981 |
| 15 | Alabama | 2017-18 | Final game of 2017 through first 14 games of 2018 |
| 14 | LSU | 2010-11 | Final game of 2010 through first 13 games of 2011 |
| 14 | Tennessee | 1998-99 | All 13 games of 1998 through first game of 1999 |

Listing includes bowl games; NOTE: Arkansas recorded a 22-game winning streak from November 23, 1963 to January 1, 1966 as a member of the Southwest Conference.

CONSECUTIVE SEC VICTORIES

| WINS | SCHOOL | YEARS | STREAK |
|------|--------------|---------|--|
| 27 | Georgia | 2020- | Final three SEC games of 2020 through 2022 |
| 26 | Alabama | 1976-80 | Final four SEC games in 1976 through third SEC game of 1980 |
| 23 | Georgia | 1980-83 | All SEC games in 1980 through fifth SEC game of 1983 |
| 22 | Florida | 1994-97 | Final five SEC games in 1994 through third SEC game of 1997 |
| 22 | Alabama | 2015-17 | Last seven SEC games in 2015 through first seven SEC games in 2017 |
| 20 | Alabama | 1973-75 | All SEC games in 1973 through sixth SEC game of 1975 |
| 20 | Tennessee | 1937-40 | Final two SEC games of 1937 through 1940 |
| 18 | Alabama | 2008-10 | All SEC games in 2008 through first two games of 2010 |
| 17 | Alabama | 1991-93 | Second SEC game of 1991 through third SEC game of 1993 |
| 16 | Florida | 2008-10 | Final six SEC games of 2008 through first two games of 2010 |
| 15 | Tennessee | 1997-98 | Last seven SEC games in 1997 through all SEC games in 1998 |
| 15 | Alabama | 1960-62 | Final three SEC games of 1960 through fifth SEC game of 1962 |
| 14 | Alabama | 1971-72 | All SEC games in 1971 through all SEC games of 1972 |
| 14 | Georgia Tech | 1950-52 | Final SEC game of 1950 through sixth SEC game of 1952 |
| 14 | Auburn | 1993-94 | All SEC games in 1993 through sixth game of 1994 |
| 13 | LSU | 1935-37 | All SEC games in 1935 through second SEC game of 1937 |
| 13 | Tennessee | 1950-52 | Final four SEC games of 1950 through fourth SEC game of 1952 |
| 13 | Ole Miss | 1961-63 | Final two SEC games of 1961 through fifth SEC game of 1963 |
| 13 | Alabama | 2018-19 | All SEC games in 2018 through fifth SEC game of 2019 |

Listing includes regular season games only; NOTE: Georgia Tech was a member of the Southeastern Conference from 1933-63.



RECORDS AND RESULTS

NON-CONFERENCE RECORDS

(Does not include bowl games)

| School | SINCE 1933 | | | | | SINCE 2000 | | | | | Current Streak |
|-------------------|-------------|-------------|------------|-----------|-------------|-------------|------------|------------|----------|-------------|----------------|
| | Games | Won | Lost | Tied | Pct. | Games | Won | Lost | Tied | Pct. | |
| Alabama | 355 | 287 | 62 | 6 | .817 | 88 | 76 | 12 | 0 | .864 | W2 |
| Arkansas | 112 | 88 | 24 | 0 | .786 | 88 | 73 | 15 | 0 | .830 | W1 |
| Auburn | 358 | 272 | 78 | 8 | .771 | 88 | 73 | 15 | 0 | .830 | L1 |
| Florida | 381 | 262 | 110 | 9 | .699 | 86 | 67 | 19 | 0 | .779 | L1 |
| Georgia | 409 | 306 | 89 | 14 | .765 | 88 | 80 | 8 | 0 | .909 | W24 |
| Kentucky | 368 | 257 | 102 | 9 | .711 | 88 | 70 | 18 | 0 | .795 | W20 |
| LSU | 388 | 294 | 83 | 11 | .772 | 86 | 79 | 7 | 0 | .919 | W3 |
| Ole Miss | 377 | 279 | 90 | 8 | .751 | 88 | 69 | 19 | 0 | .784 | W13 |
| Mississippi State | 350 | 257 | 85 | 8 | .746 | 88 | 67 | 21 | 0 | .761 | W9 |
| Missouri | 44 | 36 | 8 | 0 | .818 | 44 | 36 | 8 | 0 | .818 | W6 |
| South Carolina | 112 | 81 | 31 | 0 | .723 | 88 | 68 | 20 | 0 | .773 | L1 |
| Tennessee | 391 | 310 | 72 | 9 | .804 | 88 | 73 | 15 | 0 | .830 | W10 |
| Texas A&M | 44 | 39 | 5 | 0 | .886 | 44 | 39 | 5 | 0 | .886 | W2 |
| Vanderbilt | 351 | 214 | 128 | 9 | .623 | 88 | 56 | 32 | 0 | .636 | L2 |
| TOTALS | 4034 | 2981 | 965 | 91 | .750 | 1125 | 926 | 213 | 0 | .823 | --- |

SHUTOUTS IN THE SEC SINCE 1992

Which defenses in the SEC have posted the most shutouts since 1992:

| Team | Total | Last |
|-------------------|-------|---------------------------------------|
| Alabama | 37 | 11/19/22 vs. Austin Peay (34-0) |
| Georgia | 22 | 10/15/22 vs. Vanderbilt (55-0) |
| Tennessee | 22 | 11/26/22 vs. Vanderbilt (56-0) |
| LSU | 22 | 10/22/23 vs. Army (62-0) |
| Auburn | 18 | 9/11/21 vs. Alabama State (62-0) |
| Florida | 16 | 10/9/21 vs. Vanderbilt (42-0) |
| Ole Miss | 14 | 9/17/22 vs. Georgia Tech (42-0) |
| Missouri | 12 | 11/28/20 vs. Vanderbilt (41-0) |
| Texas A&M | 13 | 9/3/22 vs. Sam Houston (31-0) |
| Mississippi State | 10 | 9/2/17 vs. Charleston Southern (49-0) |
| Arkansas | 9 | 10/20/17 vs. Tulsa (23-0) |
| South Carolina | 8 | 9/4/21 vs. Eastern Illinois (46-0) |
| Kentucky | 6 | 9/17/22 vs. Youngstown State (31-0) |
| Vanderbilt | 5 | 11/23/19 vs. ETSU (38-0) |

SEC'S BEST ROAD TEAMS SINCE 1992

Which SEC team has the best record away from home in league games since 1992 (includes neutral site games/does not include SEC Championship Game):

| Team | W-L | Pct. |
|-------------------|---------|------|
| Alabama | 94-39 | .707 |
| Georgia | 96-46-1 | .675 |
| Florida | 93-51 | .646 |
| Texas A&M | 28-22 | .560 |
| LSU | 70-60-1 | .538 |
| Auburn | 68-61 | .527 |
| Tennessee | 69-62 | .527 |
| Missouri | 18-25 | .419 |
| South Carolina | 48-84 | .364 |
| Ole Miss | 43-84 | .339 |
| Arkansas | 42-88-2 | .326 |
| Mississippi State | 40-88-1 | .314 |
| Kentucky | 38-92 | .292 |
| Vanderbilt | 22-107 | .171 |

CLOSE LOSSES SINCE 2003

| TEAM | TOTAL LOSSES | 1-7 MARGIN | PCT. |
|-------------------|--------------|------------|------|
| Alabama | 51 | 32 | .627 |
| Georgia | 57 | 33 | .579 |
| LSU | 62 | 28 | .452 |
| Florida | 87 | 39 | .449 |
| Arkansas | 116 | 50 | .431 |
| Texas A&M | 104 | 43 | .413 |
| Auburn | 84 | 33 | .393 |
| South Carolina | 111 | 42 | .378 |
| Ole Miss | 115 | 42 | .365 |
| Tennessee | 104 | 36 | .346 |
| Missouri | 97 | 31 | .320 |
| Kentucky | 130 | 41 | .315 |
| Vanderbilt | 154 | 43 | .279 |
| Mississippi State | 123 | 32 | .260 |

SEC STATISTICAL TRENDS

Below are some statistical trends in the SEC starting with the 2000 season and going through the 2023 season (Averages per Game Only):

| Category | 2000 | 2001 | 2002 | 2003 | 2004 | 2005 | 2006 | 2007 | 2008 | 2009 | 2010 | 2011 | 2012 | 2013 | 2014 | 2015 | 2016 | 2017 | 2018 | 2019 | 2020 | 2021 | 2022 | 2023 |
|-----------------|-------|-------|-------|-------|-------|-------|-------|-------|-------|-------|-------|-------|-------|-------|-------|-------|-------|-------|-------|-------|-------|-------|-------|-------|
| Scoring Offense | 26.4 | 27.7 | 25.6 | 27.3 | 25.0 | 24.1 | 25.4 | 30.3 | 25.6 | 28.4 | 31.0 | 27.3 | 30.4 | 31.7 | 31.5 | 28.4 | 29.8 | 29.8 | 32.2 | 30.0 | 29.4 | 30.7 | 31.6 | 31.2 |
| Total Offense | 364.8 | 399.2 | 360.4 | 376.9 | 368.9 | 348.3 | 351.6 | 385.9 | 342.9 | 378.6 | 400.2 | 355.0 | 402.4 | 432.5 | 417.7 | 399.6 | 422.2 | 400.2 | 425.1 | 410.6 | 415.3 | 422.7 | 423.6 | 403.5 |
| Rushing Offense | 140.9 | 154.1 | 163.9 | 157.8 | 166.6 | 141.4 | 140.5 | 168.4 | 147.1 | 175.8 | 175.2 | 161.1 | 168.4 | 197.0 | 189.0 | 177.1 | 198.3 | 181.6 | 186.3 | 177.3 | 152.8 | 169.7 | 176.0 | 157.7 |
| Passing Offense | 223.9 | 245.1 | 196.5 | 219.1 | 202.3 | 206.9 | 211.1 | 217.5 | 195.8 | 202.8 | 225.0 | 193.9 | 234.0 | 235.5 | 228.7 | 222.4 | 224.0 | 218.6 | 238.8 | 233.3 | 262.6 | 253.0 | 247.5 | 245.8 |
| Percent Run | 38.6% | 38.6% | 45.5% | 41.9% | 45.2% | 40.6% | 39.9% | 43.6% | 42.9% | 46.4% | 43.8% | 45.4% | 41.8% | 45.5% | 45.2% | 44.3% | 47.0% | 45.4% | 43.8% | 43.2% | 36.8% | 40.1% | 41.5% | 39.1% |
| Percent Pass | 61.4% | 61.4% | 54.5% | 58.1% | 54.8% | 59.4% | 60.1% | 56.8% | 57.1% | 53.6% | 56.2% | 54.6% | 58.2% | 54.5% | 54.8% | 55.7% | 53.0% | 54.6% | 56.2% | 56.8% | 63.2% | 59.9% | 58.4% | 60.9% |
| Scoring Defense | 22.2 | 23.7 | 21.2 | 22.5 | 21.2 | 20.7 | 19.4 | 23.8 | 20.5 | 20.8 | 23.7 | 20.7 | 23.0 | 24.8 | 23.4 | 21.9 | 24.8 | 25.1 | 23.5 | 22.7 | 29.3 | 24.0 | 24.5 | 24.2 |
| Total Defense | 337.1 | 372.5 | 329.2 | 346.6 | 336.9 | 327.6 | 315.0 | 352.9 | 309.4 | 328.7 | 350.3 | 320.7 | 361.3 | 379.8 | 370.3 | 358.1 | 393.1 | 366.3 | 365.3 | 354.8 | 413.1 | 366.7 | 374.4 | 358.8 |
| Rushing Defense | 128.8 | 140.7 | 143.1 | 137.7 | 149.5 | 131.7 | 128.4 | 147.4 | 122.3 | 140.7 | 141.2 | 143.8 | 140.2 | 161.0 | 157.7 | 151.0 | 174.8 | 162.9 | 148.1 | 141.3 | 152.8 | 145.2 | 151.3 | 138.3 |
| Passing Defense | 208.3 | 231.8 | 186.1 | 208.9 | 187.4 | 195.9 | 186.6 | 205.5 | 187.1 | 188.0 | 209.1 | 176.9 | 221.2 | 218.7 | 212.6 | 207.1 | 218.4 | 203.5 | 217.2 | 213.5 | 260.3 | 221.5 | 223.2 | 220.4 |
| Percent Run | 38.2% | 37.8% | 43.5% | 39.7% | 44.4% | 40.2% | 40.8% | 41.8% | 39.5% | 42.8% | 40.3% | 44.8% | 38.7% | 42.4% | 42.6% | 42.3% | 44.5% | 44.5% | 40.5% | 39.8% | 37.0% | 39.6% | 40.4% | 38.5% |
| Percent Pass | 61.8% | 62.2% | 56.5% | 60.3% | 55.6% | 58.8% | 59.2% | 58.2% | 60.5% | 57.2% | 59.7% | 55.2% | 61.3% | 57.6% | 57.4% | 57.8% | 55.5% | 55.6% | 59.5% | 60.2% | 63.0% | 60.4% | 59.6% | 61.4% |

RECORDS AND RESULTS

2023 SEC NON-CONFERENCE RECORD

[50-15] (Includes Bowl Games)

| CONFERENCE | APP. | 2023 | | SINCE 1995* |
|----------------------------|------|------|-------|----------------|
| | | W-L | PCT. | |
| American | 6 | 6-0 | 1.000 | 53-38 (.582) # |
| Atlantic Coast | 12 | 5-7 | .417 | 146-100 (.593) |
| Big Ten | 6 | 4-2 | .667 | 72-47 (.605) |
| Big 12 | 4 | 1-3 | .250 | 63-49-1 (.562) |
| Conference USA | 5 | 4-1 | .800 | 174-30 (.853) |
| Mid-American | 5 | 5-0 | 1.000 | 90-6 (.938) |
| Mountain West | 3 | 2-1 | 1.000 | 35-12 (.745) |
| Pac-12 | 3 | 2-1 | .667 | 30-21 (.588) |
| Sun Belt | 4 | 4-0 | - | 184-13 (.934) |
| United Athletic | 1 | 1-0 | 1.000 | 1-0 (1.000) |
| Western Athletic | 0 | 0-0 | - | 50-7 (.877) |
| FBS Independent | 3 | 3-0 | 1.000 | 75-24 (.758) |
| Non-FBS | 13 | 13-0 | 1.000 | 237-5 (.979) |

* using alignment during year played.

formerly BIG EAST.

SEC NON-CONFERENCE RECORD

(Since 1992)

| YEAR | APP. | REGULAR SEASON | | | BOWLS |
|-----------------------------|-------------|--------------------|-------------|-----------------------|-------|
| | | W-L | PCT. | BOWLS | |
| 1992 | 36 | 27-9 | .750 | 5-1 | |
| 1993 | 36 | 28-7-1 | .792 | 2-2 | |
| 1994 | 36 | 27-8-1 | .764 | 3-2 | |
| 1995 | 36 | 29-7 | .806 | 2-4 | |
| 1996 | 36 | 27-9 | .750 | 5-0 | |
| 1997 | 36 | 32-4 | .889 | 5-1 | |
| 1998 | 36 | 27-9 | .750 | 4-4 | |
| 1999 | 36 | 28-8 | .778 | 4-4 | |
| 2000 | 36 | 27-9 | .750 | 4-5 | |
| 2001 | 36 | 29-7 | .806 | 5-3 | |
| 2002 | 49 | 37-12 | .755 | 3-4 | |
| 2003 | 46 | 31-15 | .674 | 5-2 | |
| 2004 | 36 | 25-11 | .694 | 3-3 | |
| 2005 | 36 | 27-9 | .750 | 3-3 | |
| 2006 | 48 | 41-7 | .854 | 6-3 | |
| 2007 | 48 | 40-8 | .825 | 7-2 | |
| 2008 | 48 | 37-11 | .771 | 6-2 | |
| 2009 | 48 | 42-6 | .875 | 6-4 | |
| 2010 | 48 | 41-7 | .854 | 5-5 | |
| 2011 | 48 | 42-6 | .875 | 5-2 | |
| 2012 | 56 | 48-8 | .857 | 6-3 | |
| 2013 | 56 | 47-9 | .839 | 7-3 | |
| 2014 | 55 | 48-7 | .863 | 7-5 | |
| 2015 | 55 | 48-7 | .863 | 7-5 | |
| 2016 | 54 | 42-12 | .778 | 6-7 | |
| 2017 | 55 | 45-10 | .818 | 5-6 | |
| 2018 | 56 | 50-6 | .893 | 6-6 | |
| 2019 | 56 | 42-14 | .750 | 8-2 | |
| 2020 | 0 | 0-0 | - | 7-2 | |
| 2021 | 56 | 48-8 | .857 | 6-8 | |
| 2022 | 56 | 49-7 | .875 | 7-5 | |
| 2023 | 56 | 45-11 | .804 | 5-4 | |
| TOTALS | 1426 | 1,152-271-2 | .809 | 164-116 (.586) | |
| TOTAL w/ BOWLS . . . | 1735 | 1,338-394-2 | .772 | | |

MOST PLAYED SEC RIVALRIES

| GAMES | SERIES | SERIES RECORD | FIRST GAME | LAST GAME |
|-------|--------------------------------|--------------------|------------|-----------|
| 128 | Auburn vs. Georgia | Georgia 64-56-8 | 1892 | 2023 |
| 120 | Ole Miss vs. Mississippi State | Ole Miss 67-47-6 | 1901 | 2023 |
| 119 | Kentucky vs. Tennessee | Tennessee 83-26-9 | 1893 | 2023 |
| # | Tennessee vs. Vanderbilt | (see below) | 1896 | 2023 |
| 117 | LSU vs. Mississippi State | LSU 78-36-3 | 1896 | 2023 |
| 115 | Georgia vs. Georgia Tech | Georgia 71-39-5*** | 1893 | 2023 |
| 112 | LSU vs. Ole Miss | LSU 65-43-4 | 1894 | 2023 |
| 108 | Alabama vs. Mississippi State | Alabama 88-17-3 | 1896 | 2023 |
| 106 | Alabama vs. Tennessee | Alabama 60-38-8 | 1901 | 2023 |
| ## | Florida vs. Georgia | (see below) | 1904/1915 | 2023 |
| 98 | Ole Miss vs. Vanderbilt | Ole Miss 56-40-2 | 1894 | 2023 |
| 97 | Auburn vs. Mississippi State | Auburn 66-29-2 | 1905 | 2023 |
| 96 | LSU vs. Tulane | LSU 67-22-7** | 1893 | 2009 |
| 96 | Kentucky vs. Vanderbilt | Kentucky 49-43-4 | 1896 | 2023 |
| 92 | Auburn vs. Georgia Tech | Auburn 47-41-4* | 1892 | 2005 |
| 88 | Alabama vs. Auburn | Alabama 50-37-1 | 1893 | 2023 |
| 87 | &Alabama vs. LSU | Alabama 56-27-5 | 1895 | 2023 |
| 85 | Alabama vs. Vanderbilt | Alabama 63-18-4 | 1903 | 2022 |
| 84 | Auburn vs. Florida | Auburn 43-39-2 | 1912 | 2019 |
| 73 | Alabama vs. Georgia | Alabama 43-26-4 | 1895 | 2023 |
| 72 | Ole Miss vs. Tulane | Ole Miss 44-28 | 1893 | 2023 |
| 66 | Ole Miss vs. Tennessee | Tennessee 45-20-1 | 1902 | 2021 |

Note: List includes all games played through the 2019 season between teams that were at one time members of the SEC.

Disagreement in series record. Tennessee records show 117 games (80-32-5 Tennessee), while Vanderbilt records show 118 games (80-33-5 Tennessee). Game in question is 1918. Tennessee records show no official varsity teams fielded in 1917-18.

Disagreement in series record. Florida records show 101 games (55-44-2 Georgia), while Georgia records show 102 games (56-44-2 Georgia). Game in question is 1904. Florida records show the school fielded its first varsity football team in 1906.

* Since Georgia Tech withdrew from the SEC following the 1963 season, Auburn-Georgia Tech series record is 17-8 (Auburn).

** Since Tulane withdrew from the SEC following the 1965 season, LSU-Tulane series record is 28-4 (LSU).

*** Since Georgia Tech withdrew from the SEC following the 1963 season, Georgia-Georgia Tech series record is 45-14 (Georgia).

& Met twice during 2011: Once in regular season; once in BCS Championship Game.

LONGEST UNINTERRUPTED SEC RIVALRIES

| GAMES | SERIES | FIRST GAME |
|-------|----------------------------|-------------|
| 108 | Ole Miss-Mississippi State | from 1915** |
| 105 | Auburn-Georgia | from 1919** |
| 104 | Tennessee-Kentucky | from 1919** |
| 83 | Alabama-Tennessee | from 1944** |

** - Neither team fielded a team in 1943 due to World War II.

MOST CONSECUTIVE WINS OVER AN SEC OPPONENT

| GAMES | SERIES | LENGTH |
|-------|--------------------------------|-----------|
| 31 | Florida over Kentucky | 1987-2017 |
| 26 | Tennessee over Kentucky | 1985-2010 |
| 22 | Alabama over Mississippi State | 1958-1979 |
| 22 | Tennessee over Vanderbilt | 1983-2004 |
| 19 | Vanderbilt over Ole Miss | 1894-1938 |
| 17 | LSU over Tulane | 1956-1972 |



RECORDS AND RESULTS

YEAR-BY-YEAR NON-CONFERENCE RECORD

(* - Does not include bowl games)

| YEAR | WON | LOST | TIE | PCT. |
|--------------|------------|------------|-----------|-------------|
| 1933 | 37 | 13 | 4 | .722 |
| 1934 | 35 | 17 | 2 | .667 |
| 1935 | 40 | 15 | 1 | .723 |
| 1936 | 39 | 14 | 6 | .712 |
| 1937 | 38 | 14 | 4 | .714 |
| 1938 | 36 | 18 | 0 | .667 |
| 1939 | 45 | 14 | 2 | .754 |
| 1930s | 270 | 105 | 19 | .709 |
| 1940 | 46 | 18 | 0 | .719 |
| 1941 | 46 | 13 | 0 | .780 |
| 1942 | 44 | 10 | 3 | .798 |
| 1943 | 22 | 7 | 0 | .759 |
| 1944 | 30 | 13 | 1 | .693 |
| 1945 | 33 | 17 | 0 | .660 |
| 1946 | 39 | 12 | 1 | .760 |
| 1947 | 40 | 13 | 1 | .750 |
| 1948 | 32 | 7 | 4 | .791 |
| 1949 | 27 | 13 | 4 | .659 |
| 1940s | 359 | 123 | 14 | .738 |
| 1950 | 37 | 12 | 2 | .745 |
| 1951 | 37 | 9 | 1 | .798 |
| 1952 | 38 | 9 | 1 | .802 |
| 1953 | 31 | 17 | 1 | .643 |
| 1954 | 27 | 15 | 2 | .636 |
| 1955 | 31 | 10 | 1 | .750 |
| 1956 | 28 | 9 | 3 | .738 |
| 1957 | 22 | 9 | 2 | .697 |
| 1958 | 33 | 10 | 0 | .767 |
| 1959 | 36 | 7 | 1 | .830 |
| 1950s | 320 | 107 | 14 | .741 |
| 1960 | 34 | 7 | 1 | .821 |
| 1961 | 32 | 14 | 1 | .691 |
| 1962 | 24 | 10 | 9 | .663 |
| 1963 | 29 | 11 | 2 | .714 |
| 1964 | 28 | 13 | 1 | .679 |
| 1965 | 30 | 15 | 1 | .663 |
| 1966 | 29 | 13 | 2 | .682 |
| 1967 | 24 | 17 | 2 | .581 |
| 1968 | 31 | 12 | 1 | .716 |
| 1969 | 36 | 13 | 0 | .735 |
| 1960s | 297 | 125 | 20 | .695 |
| 1970 | 35 | 14 | 1 | .710 |
| 1971 | 41 | 9 | 0 | .820 |
| 1972 | 33 | 11 | 0 | .750 |
| 1973 | 34 | 11 | 3 | .740 |
| 1974 | 43 | 11 | 3 | .781 |
| 1975 | 32 | 21 | 1 | .602 |
| 1976 | 30 | 31 | 1 | .587 |
| 1977 | 26 | 22 | 1 | .541 |
| 1978 | 31 | 20 | 2 | .604 |
| 1979 | 23 | 29 | 1 | .443 |
| 1970s | 328 | 169 | 13 | .656 |

| YEAR | WON | LOST | TIE | PCT. |
|--------------|------------|------------|-----------|-------------|
| 1980 | 34 | 20 | 0 | .630 |
| 1981 | 32 | 22 | 1 | .591 |
| 1982 | 38 | 18 | 1 | .675 |
| 1983 | 38 | 16 | 3 | .693 |
| 1984 | 38 | 15 | 3 | .705 |
| 1985 | 40 | 10 | 5 | .773 |
| 1986 | 40 | 15 | 2 | .719 |
| 1987 | 38 | 17 | 2 | .684 |
| 1988 | 27 | 18 | 0 | .600 |
| 1989 | 30 | 10 | 0 | .750 |
| 1980s | 356 | 161 | 17 | .683 |
| 1990 | 25 | 15 | 1 | .623 |
| 1991 | 32 | 8 | 0 | .800 |
| 1992 | 27 | 9 | 0 | .750 |
| 1993 | 28 | 7 | 1 | .792 |
| 1994 | 27 | 8 | 1 | .764 |
| 1995 | 29 | 7 | 0 | .806 |
| 1996 | 27 | 9 | 0 | .750 |
| 1997 | 32 | 4 | 0 | .889 |
| 1998 | 27 | 9 | 0 | .750 |
| 1999 | 28 | 8 | 0 | .778 |
| 1990s | 282 | 84 | 3 | .768 |
| 2000 | 27 | 9 | 0 | .750 |
| 2001 | 29 | 7 | 0 | .806 |
| 2002 | 37 | 12 | 0 | .755 |
| 2003 | 31 | 15 | 0 | .674 |
| 2004 | 25 | 11 | 0 | .694 |
| 2005 | 27 | 9 | 0 | .750 |
| 2006 | 41 | 7 | 0 | .824 |
| 2007 | 40 | 8 | 0 | .825 |
| 2008 | 37 | 11 | 0 | .771 |
| 2009 | 42 | 6 | 0 | .875 |
| 2000s | 336 | 95 | 0 | .780 |
| 2010 | 41 | 7 | 0 | .854 |
| 2011 | 42 | 6 | 0 | .875 |
| 2012 | 48 | 8 | 0 | .857 |
| 2013 | 47 | 9 | 0 | .839 |
| 2014 | 48 | 7 | 0 | .873 |
| 2015 | 45 | 10 | 0 | .818 |
| 2016 | 42 | 12 | 0 | .778 |
| 2017 | 45 | 10 | 0 | .818 |
| 2018 | 50 | 6 | 0 | .893 |
| 2019 | 42 | 14 | 0 | .750 |
| 2010s | 450 | 89 | 0 | .835 |
| 2020 | 0 | 0 | 0 | - |
| 2021 | 48 | 8 | 0 | .857 |
| 2022 | 49 | 7 | 0 | .875 |
| 2023 | 45 | 11 | 0 | .804 |
| 2020s | 142 | 26 | 0 | .845 |

RECORDS AND RESULTS

SEC FOOTBALL CHAMPIONS

| YEAR | CHAMPION | SEC | OVERALL | COACH |
|------|-------------------|-------|---------|-------------------|
| 1933 | Alabama | 5-0-1 | 7-1-1 | Frank Thomas |
| 1934 | Tulane | 8-0 | 10-1 | Ted Cox |
| | Alabama | 7-0 | 10-0 | Frank Thomas |
| 1935 | LSU | 5-0 | 9-2 | Bernie Moore |
| 1936 | LSU | 6-0 | 9-1-1 | Bernie Moore |
| 1937 | Alabama | 6-0 | 9-1 | Frank Thomas |
| 1938 | Tennessee | 7-0 | 11-0 | Bob Neyland |
| 1939 | Tennessee | 6-0 | 10-1 | Bob Neyland |
| | Georgia Tech | 6-0 | 8-2 | Bill Alexander |
| | Tulane | 5-0 | 8-1-1 | "Red" Dawson |
| 1940 | Tennessee | 5-0 | 10-1 | Bob Neyland |
| 1941 | Mississippi State | 4-0-1 | 8-1-1 | Allyn McKeen |
| 1942 | Georgia | 6-1 | 11-1 | Wally Butts |
| 1943 | Georgia Tech | 3-0 | 7-4 | Bill Alexander |
| 1944 | Georgia Tech | 4-0 | 9-2 | Bill Alexander |
| 1945 | Alabama | 6-0 | 10-0 | Frank Thomas |
| 1946 | Georgia | 5-0 | 11-0 | Wally Butts |
| | Tennessee | 5-0 | 9-2 | Bob Neyland |
| 1947 | Ole Miss | 6-1 | 9-2 | John Vaught |
| 1948 | Georgia | 6-0 | 9-2 | Wally Butts |
| 1949 | Tulane | 5-1 | 7-2-1 | Henry Frnka |
| 1950 | Kentucky | 5-1 | 11-1 | Paul Bryant |
| 1951 | Georgia Tech | 7-0 | 11-0-1 | Bobby Dodd |
| | *Tennessee | 5-0 | 10-1 | Bob Neyland |
| 1952 | Georgia Tech | 6-0 | 12-0 | Bobby Dodd |
| 1953 | Alabama | 4-0-3 | 6-3-3 | Red Drew |
| 1954 | Ole Miss | 5-1 | 9-2 | John Vaught |
| 1955 | Ole Miss | 5-1 | 10-1 | John Vaught |
| 1956 | Tennessee | 6-0 | 10-1 | Bowden Wyatt |
| 1957 | *Auburn | 7-0 | 10-0 | Ralph Jordan |
| 1958 | *LSU | 6-0 | 11-0 | Paul Dietzel |
| 1959 | Georgia | 7-0 | 10-1 | Wally Butts |
| 1960 | *Ole Miss | 5-0-1 | 10-0-1 | John Vaught |
| 1961 | *Alabama | 7-0 | 11-0 | Paul Bryant |
| | LSU | 6-0 | 10-1 | Paul Dietzel |
| 1962 | Ole Miss | 6-0 | 10-0 | John Vaught |
| 1963 | Ole Miss | 5-0-1 | 7-1-2 | John Vaught |
| 1964 | *Alabama | 8-0 | 10-1 | Paul Bryant |
| 1965 | *Alabama | 6-1-1 | 9-1-1 | Paul Bryant |
| 1966 | Alabama | 6-0 | 11-0 | Paul Bryant |
| | Georgia | 6-0 | 10-1 | Vince Dooley |
| 1967 | Tennessee | 6-0 | 9-2 | Doug Dickey |
| 1968 | Georgia | 5-0-1 | 8-1-2 | Vince Dooley |
| 1969 | Tennessee | 5-1 | 9-2 | Doug Dickey |
| 1970 | LSU | 5-0 | 9-3 | Charlie McClendon |
| 1971 | Alabama | 7-0 | 11-1 | Paul Bryant |
| 1972 | Alabama | 7-1 | 10-2 | Paul Bryant |
| 1973 | *Alabama | 8-0 | 11-1 | Paul Bryant |
| 1974 | Alabama | 6-0 | 11-1 | Paul Bryant |
| 1975 | Alabama | 6-0 | 11-1 | Paul Bryant |
| 1976 | Georgia | 5-1 | 10-2 | Vince Dooley |
| | Kentucky | 5-1 | 9-3 | Fran Curci |
| 1977 | Alabama | 7-0 | 11-1 | Paul Bryant |
| 1978 | *Alabama | 6-0 | 11-1 | Paul Bryant |
| 1979 | *Alabama | 6-0 | 12-0 | Paul Bryant |
| 1980 | *Georgia | 6-0 | 12-0 | Vince Dooley |
| 1981 | Georgia | 6-0 | 10-2 | Vince Dooley |
| | Alabama | 6-0 | 9-2-1 | Paul Bryant |
| 1982 | Georgia | 6-0 | 11-1 | Vince Dooley |
| 1983 | Auburn | 6-0 | 11-1 | Pat Dye |
| 1984 | Vacated | | | |
| 1985 | Tennessee | 5-1 | 9-1-2 | Johnny Majors |
| 1986 | LSU | 5-1 | 9-3 | Bill Arnsparger |
| 1987 | Auburn | 5-0-1 | 9-1-2 | Pat Dye |
| 1988 | Auburn | 6-1 | 10-2 | Pat Dye |
| | LSU | 6-1 | 8-4 | Mike Archer |
| 1989 | Alabama | 6-1 | 10-2 | Bill Curry |
| | Tennessee | 6-1 | 11-1 | Johnny Majors |
| | Auburn | 6-1 | 10-2 | Pat Dye |
| 1990 | Tennessee | 5-1-1 | 9-2-2 | Johnny Majors |
| 1991 | Florida | 7-0 | 10-2 | Steve Spurrier |
| 1992 | *Alabama | 8-0 | 13-0 | Gene Stallings |
| 1993 | Florida | 7-1 | 11-2 | Steve Spurrier |
| 1994 | Florida | 7-1 | 10-2-1 | Steve Spurrier |
| 1995 | Florida | 8-0 | 12-1 | Steve Spurrier |
| 1996 | *Florida | 8-0 | 12-1 | Steve Spurrier |
| 1997 | Tennessee | 7-1 | 11-2 | Phillip Fulmer |
| 1998 | *Tennessee | 8-0 | 13-0 | Phillip Fulmer |
| 1999 | Alabama | 7-1 | 10-3 | Mike DuBose |

| YEAR | CHAMPION | SEC | OVERALL | COACH |
|------|----------|------|---------|------------------|
| 2000 | Florida | 7-1 | 10-3 | Steve Spurrier |
| 2001 | LSU | 5-3 | 10-3 | Nick Saban |
| 2002 | Georgia | 7-1 | 13-1 | Mark Richt |
| 2003 | *LSU | 7-1 | 13-1 | Nick Saban |
| 2004 | Auburn | 8-0 | 13-0 | Tommy Tuberville |
| 2005 | Georgia | 6-2 | 10-3 | Mark Richt |
| 2006 | *Florida | 7-1 | 13-1 | Urban Meyer |
| 2007 | *LSU | 6-2 | 12-2 | Les Miles |
| 2008 | *Florida | 7-1 | 13-1 | Urban Meyer |
| 2009 | *Alabama | 8-0 | 14-0 | Nick Saban |
| 2010 | *Auburn | 8-0 | 14-0 | Gene Chizik |
| 2011 | LSU | 8-0 | 13-1 | Les Miles |
| 2012 | *Alabama | 7-1 | 13-1 | Nick Saban |
| 2013 | Auburn | 7-1 | 12-2 | Gus Malzahn |
| 2014 | Alabama | 7-1 | 12-2 | Nick Saban |
| 2015 | *Alabama | 7-1 | 14-1 | Nick Saban |
| 2016 | Alabama | 8-0 | 14-1 | Nick Saban |
| 2017 | Georgia | 7-1 | 13-2 | Kirby Smart |
| 2018 | Alabama | 8-0 | 14-1 | Nick Saban |
| 2019 | *LSU | 8-0 | 15-0 | Ed Orgeron |
| 2020 | *Alabama | 10-0 | 13-0 | Nick Saban |
| 2021 | Alabama | 7-1 | 13-2 | Nick Saban |
| 2022 | *Georgia | 8-0 | 15-0 | Kirby Smart |
| 2023 | Alabama | 8-0 | 12-2 | Nick Saban |

*National Champion NOTE: Overall records include bowl games

CHAMPIONSHIPS BY SCHOOL

| | | |
|-------------------|----|--|
| Alabama | 30 | (33-34t-37-45-53-61t-64-65-66t-71-72-73-74-75-77-78-79-81t-89t-92-99-09-12-14-15-16-18-20-21-23) |
| Georgia | 14 | (42-46t-48-59-66t-68-76t-80-81t-82-02-05-17-22) |
| Tennessee | 13 | (38-39t-40-46t-51t-56-67-69-85-89t-90-97-98) |
| LSU | 12 | (35-36-58-61t-70-86-88t-2001-03-07-11-19) |
| Florida | 8 | (91-93-94-95-96-2000-06-08) |
| Auburn | 8 | (57-83-87-88t-89t-04-10-13) |
| Ole Miss | 6 | (47-54-55-60-62-63) |
| # Georgia Tech | 5 | (39t-43-44-51t-52) |
| #Tulane | 3 | (34-39t-49) |
| Kentucky | 2 | (50-76t) |
| Mississippi State | 1 | (41) |

Denotes former member of the SEC

SEC CHAMPIONSHIP COACHES

| | |
|-----------------------|--|
| Paul Bryant (14) | Kentucky (1) 1950; Alabama (13) 1961-64-65-66-71-72-73-74-75-77-78-79-81 |
| Nick Saban (11) | LSU (2) 2001-03; Alabama (8) 2009-12-14-15-16-18-20-21-23 |
| Johnny Vaught (6) | Ole Miss 1947-54-55-60-62-63 |
| Vince Dooley (6) | Georgia 1966-68-76-80-81-82 |
| Steve Spurrier (6) | Florida 1991-93-94-95-96-2000 |
| Bob Neyland (5) | Tennessee 1938-39-40-46-51 |
| Frank Thomas (4) | Alabama 1933-34-37-45 |
| Wally Butts (4) | Georgia 1942-46-48-59 |
| Pat Dye (4) | Auburn 1983-87-88-89 |
| Bill Alexander (3) | Georgia Tech 1939-43-44 |
| Johnny Majors (3) | Tennessee 1985-89-90 |
| Les Miles (2) | LSU 2007-11 |
| Phillip Fulmer (2) | Tennessee 1997-98 |
| Urban Meyer (2) | Florida 2006-08 |
| Bernie Moore (2) | LSU 1935-36 |
| Bobby Dodd (2) | Georgia Tech 1951-52 |
| Paul Dietzel (2) | LSU 1958-61 |
| Doug Dickey (2) | Tennessee 1967-69 |
| Mark Richt (2) | Georgia 2002-05 |
| Kirby Smart (2) | Georgia 2017-22 |
| Ted Cox (1) | Tulane 1934 |
| Red Dawson (1) | Tulane 1939 |
| Allyn McKeen (1) | Mississippi State 1941 |
| Henry Frnka (1) | Tulane 1949 |
| Red Drew (1) | Alabama 1953 |
| Bowden Wyatt (1) | Tennessee 1956 |
| Ralph Jordan (1) | Auburn 1957 |
| Charlie McClendon (1) | LSU 1970 |
| Fran Curci (1) | Kentucky 1976 |
| Bill Arnsparger (1) | LSU 1986 |
| Mike Archer (1) | LSU 1988 |
| Bill Curry (1) | Alabama 1989 |
| Gene Stallings (1) | Alabama 1992 |
| Mike DuBose (1) | Alabama 1999 |
| Tommy Tuberville (1) | Auburn 2004 |
| Gene Chizik (1) | Auburn 2010 |
| Gus Malzahn (1) | Auburn 2013 |
| Ed Orgeron (1) | LSU 2019 |



RECORDS AND RESULTS

SEC ANNUAL FOOTBALL STANDINGS

Regular-Season Games only reflected in standings from 1933-2001 / * - Indicates Tie for Conference or Division Title / # - Not Eligible for Title

| 1933 | | | | | | | |
|-------------------|------------|------|------|------|---------|------|------|
| School | Conference | | | | Overall | | |
| | W-L-T | Pct. | Pts. | Opp. | W-L-T | Pts. | Opp. |
| Alabama | 5-0-1 | .917 | 69 | 15 | 7-1-1 | 130 | 17 |
| LSU | 3-0-2 | .800 | 73 | 20 | 7-0-3 | 176 | 27 |
| Georgia | 3-1-0 | .750 | 53 | 33 | 8-2-0 | 148 | 86 |
| Tennessee | 5-2-0 | .714 | 134 | 37 | 7-3-0 | 176 | 47 |
| Tulane | 4-2-1 | .643 | 127 | 55 | 6-3-1 | 160 | 68 |
| Auburn | 2-2-0 | .500 | 40 | 43 | 5-5-0 | 133 | 104 |
| Ole Miss | 2-2-1 | .500 | 78 | 66 | 6-3-2 | 167 | 79 |
| Vanderbilt | 2-2-2 | .500 | 56 | 74 | 4-3-3 | 126 | 107 |
| Florida | 2-3-0 | .400 | 58 | 53 | 5-3-1 | 114 | 53 |
| Kentucky | 2-3-0 | .400 | 14 | 87 | 5-5-0 | 91 | 116 |
| Georgia Tech | 2-5-0 | .286 | 62 | 55 | 5-5-0 | 117 | 63 |
| Mississippi State | 1-5-1 | .214 | 39 | 143 | 3-6-1 | 69 | 149 |
| Sewanee | 0-6-0 | .000 | 36 | 158 | 3-6-0 | 75 | 165 |

| 1937 | | | | | | | |
|-------------------|------------|-------|------|------|---------|------|------|
| School | Conference | | | | Overall | | |
| | W-L-T | Pct. | Pts. | Opp. | W-L-T | Pts. | Opp. |
| Alabama | 6-0-0 | 1.000 | 145 | 20 | 9-0-0 | 225 | 20 |
| LSU | 5-1-0 | .833 | 108 | 21 | 9-1-0 | 234 | 27 |
| Auburn | 4-1-2 | .714 | 95 | 23 | 5-2-3 | 121 | 36 |
| Vanderbilt | 4-2-0 | .667 | 80 | 36 | 7-2-0 | 121 | 42 |
| Mississippi State | 3-2-0 | .600 | 42 | 94 | 5-4-1 | 119 | 117 |
| Georgia Tech | 3-2-1 | .583 | 64 | 34 | 6-3-1 | 177 | 54 |
| Tennessee | 4-3-0 | .571 | 130 | 47 | 6-3-1 | 189 | 47 |
| Florida | 3-4-0 | .429 | 46 | 59 | 4-7-0 | 86 | 89 |
| Tulane | 2-3-1 | .417 | 66 | 50 | 5-4-1 | 164 | 69 |
| Georgia | 1-2-2 | .400 | 13 | 50 | 6-3-2 | 151 | 64 |
| Ole Miss | 0-4-0 | .000 | 14 | 68 | 4-5-1 | 127 | 106 |
| Kentucky | 0-5-0 | .000 | 0 | 104 | 4-6-0 | 93 | 130 |
| Sewanee | 0-6-0 | .000 | 7 | 204 | 2-7-0 | 78 | 213 |

| 1934 | | | | | | | |
|-------------------|------------|-------|------|------|---------|------|------|
| School | Conference | | | | Overall | | |
| | W-L-T | Pct. | Pts. | Opp. | W-L-T | Pts. | Opp. |
| *Tulane | 8-0-0 | 1.000 | 148 | 49 | 9-1-0 | 195 | 69 |
| *Alabama | 7-0-0 | 1.000 | 223 | 32 | 9-0-0 | 287 | 32 |
| Tennessee | 5-1-0 | .833 | 98 | 32 | 8-2-0 | 175 | 58 |
| LSU | 4-2-0 | .667 | 133 | 41 | 7-2-2 | 172 | 77 |
| Georgia | 3-2-0 | .600 | 51 | 33 | 7-3-0 | 141 | 56 |
| Vanderbilt | 4-3-0 | .571 | 66 | 94 | 6-3-0 | 105 | 100 |
| Florida | 2-2-1 | .500 | 52 | 74 | 6-3-1 | 113 | 110 |
| Ole Miss | 2-3-1 | .417 | 39 | 78 | 4-5-1 | 114 | 98 |
| Kentucky | 1-3-0 | .250 | 30 | 73 | 5-5-0 | 123 | 86 |
| Auburn | 1-6-0 | .143 | 37 | 87 | 2-8-0 | 58 | 107 |
| Sewanee | 0-4-0 | .000 | 12 | 105 | 2-7-0 | 40 | 147 |
| Mississippi State | 0-5-0 | .000 | 6 | 94 | 4-6-0 | 79 | 126 |
| Georgia Tech | 0-6-0 | .000 | 42 | 125 | 1-9-0 | 56 | 187 |

| 1938 | | | | | | | |
|-------------------|------------|-------|------|------|---------|------|------|
| School | Conference | | | | Overall | | |
| | W-L-T | Pct. | Pts. | Opp. | W-L-T | Pts. | Opp. |
| Tennessee | 7-0-0 | 1.000 | 167 | 9 | 10-0-0 | 276 | 16 |
| Alabama | 4-1-1 | .750 | 82 | 33 | 7-1-1 | 149 | 40 |
| Tulane | 4-1-1 | .750 | 107 | 9 | 7-2-1 | 211 | 53 |
| Ole Miss | 3-2-0 | .600 | 85 | 73 | 9-2-0 | 232 | 120 |
| Georgia Tech | 2-1-3 | .583 | 47 | 51 | 3-4-3 | 72 | 84 |
| Vanderbilt | 4-3-0 | .571 | 54 | 49 | 6-3-0 | 86 | 49 |
| Florida | 2-2-1 | .500 | 25 | 54 | 4-6-1 | 112 | 149 |
| Auburn | 3-3-1 | .500 | 84 | 49 | 4-5-1 | 110 | 88 |
| Georgia | 1-2-1 | .375 | 39 | 57 | 5-4-1 | 145 | 143 |
| LSU | 2-4-0 | .333 | 58 | 83 | 6-4-0 | 160 | 89 |
| Mississippi State | 1-4-0 | .200 | 41 | 98 | 4-6-0 | 123 | 131 |
| Kentucky | 0-4-0 | .000 | 31 | 105 | 2-7-0 | 150 | 160 |
| Sewanee | 0-6-0 | .000 | 9 | 159 | 1-8-0 | 59 | 213 |

| 1935 | | | | | | | |
|-------------------|------------|-------|------|------|---------|------|------|
| School | Conference | | | | Overall | | |
| | W-L-T | Pct. | Pts. | Opp. | W-L-T | Pts. | Opp. |
| LSU | 5-0-0 | 1.000 | 95 | 15 | 9-1-0 | 221 | 38 |
| Vanderbilt | 5-1-0 | .833 | 103 | 42 | 7-3-0 | 179 | 68 |
| Ole Miss | 3-1-0 | .750 | 87 | 26 | 9-2-0 | 292 | 66 |
| Auburn | 5-2-0 | .714 | 118 | 39 | 8-2-0 | 201 | 46 |
| Alabama | 4-2-0 | .667 | 106 | 48 | 6-2-1 | 185 | 55 |
| Tulane | 3-3-0 | .500 | 85 | 97 | 6-4-0 | 156 | 123 |
| Kentucky | 3-3-0 | .500 | 80 | 68 | 5-4-0 | 167 | 94 |
| Georgia Tech | 3-4-0 | .429 | 123 | 123 | 5-5-0 | 162 | 142 |
| Mississippi State | 2-3-0 | .400 | 73 | 63 | 8-3-0 | 190 | 76 |
| Tennessee | 2-3-0 | .400 | 34 | 84 | 4-5-0 | 98 | 155 |
| Georgia | 2-4-0 | .333 | 54 | 81 | 6-4-0 | 169 | 88 |
| Florida | 1-6-0 | .143 | 51 | 134 | 3-7-0 | 113 | 154 |
| Sewanee | 0-6-0 | .000 | 0 | 189 | 2-7-0 | 15 | 228 |

| 1939 | | | | | | | |
|-------------------|------------|-------|------|------|---------|------|------|
| School | Conference | | | | Overall | | |
| | W-L-T | Pct. | Pts. | Opp. | W-L-T | Pts. | Opp. |
| Tennessee | 6-0-0 | 1.000 | 120 | 0 | 10-0-0 | 212 | 0 |
| Georgia Tech | 6-0-0 | 1.000 | 74 | 25 | 7-2-0 | 129 | 49 |
| Tulane | 5-0-0 | 1.000 | 128 | 26 | 8-0-1 | 181 | 46 |
| Mississippi State | 3-2-0 | .600 | 47 | 32 | 8-2-0 | 216 | 32 |
| Ole Miss | 2-2-0 | .500 | 40 | 50 | 7-2-0 | 230 | 64 |
| Kentucky | 2-2-1 | .500 | 47 | 58 | 6-2-1 | 161 | 64 |
| Auburn | 3-3-1 | .500 | 48 | 40 | 5-5-1 | 71 | 69 |
| Alabama | 2-3-1 | .417 | 53 | 47 | 5-3-1 | 101 | 53 |
| Georgia | 1-3-0 | .250 | 12 | 35 | 5-6-0 | 113 | 98 |
| LSU | 1-5-0 | .167 | 58 | 109 | 4-5-0 | 111 | 116 |
| Vanderbilt | 1-6-0 | .143 | 57 | 120 | 2-7-1 | 96 | 165 |
| Florida | 0-3-1 | .125 | 16 | 48 | 5-5-1 | 78 | 66 |
| Sewanee | 0-3-0 | .000 | 7 | 117 | 3-5-0 | 43 | 150 |

| 1936 | | | | | | | |
|-------------------|------------|-------|------|------|---------|------|------|
| School | Conference | | | | Overall | | |
| | W-L-T | Pct. | Pts. | Opp. | W-L-T | Pts. | Opp. |
| LSU | 6-0-0 | 1.000 | 143 | 13 | 9-0-1 | 281 | 33 |
| Alabama | 5-0-1 | .917 | 89 | 29 | 8-0-1 | 168 | 35 |
| Auburn | 4-1-1 | .750 | 58 | 44 | 7-2-2 | 160 | 63 |
| Tennessee | 3-1-2 | .667 | 79 | 25 | 6-2-2 | 147 | 52 |
| Mississippi State | 3-2-0 | .600 | 101 | 25 | 7-2-1 | 220 | 25 |
| Georgia | 3-3-0 | .500 | 74 | 133 | 5-4-1 | 115 | 159 |
| Georgia Tech | 3-3-1 | .500 | 164 | 63 | 5-5-1 | 251 | 103 |
| Tulane | 2-3-1 | .417 | 73 | 91 | 6-3-1 | 163 | 117 |
| Vanderbilt | 1-3-1 | .300 | 33 | 59 | 3-5-1 | 115 | 87 |
| Kentucky | 1-3-0 | .250 | 13 | 55 | 6-4-0 | 179 | 84 |
| Florida | 1-5-0 | .167 | 40 | 98 | 4-6-0 | 99 | 125 |
| Ole Miss | 0-3-1 | .125 | 12 | 46 | 5-5-2 | 150 | 98 |
| Sewanee | 0-5-0 | .000 | 13 | 211 | 0-6-1 | 20 | 230 |

| 1940 | | | | | | | |
|-------------------|------------|-------|------|------|---------|------|------|
| School | Conference | | | | Overall | | |
| | W-L-T | Pct. | Pts. | Opp. | W-L-T | Pts. | Opp. |
| Tennessee | 5-0-0 | 1.000 | 122 | 12 | 10-0-0 | 319 | 26 |
| Mississippi State | 4-0-1 | .900 | 88 | 21 | 9-0-1 | 233 | 51 |
| Ole Miss | 3-1-0 | .750 | 60 | 46 | 9-2-0 | 251 | 100 |
| Alabama | 4-2-0 | .667 | 89 | 80 | 7-2-0 | 166 | 80 |
| Auburn | 3-2-1 | .583 | 89 | 70 | 6-4-1 | 170 | 153 |
| LSU | 3-3-0 | .500 | 55 | 82 | 6-4-0 | 139 | 112 |
| Georgia | 2-3-1 | .417 | 82 | 106 | 5-4-1 | 209 | 134 |
| Florida | 2-3-0 | .400 | 48 | 81 | 5-5-0 | 136 | 141 |
| Kentucky | 1-2-2 | .400 | 40 | 79 | 5-3-2 | 190 | 107 |
| Tulane | 1-3-0 | .250 | 41 | 60 | 5-5-0 | 144 | 126 |
| Vanderbilt | 1-5-1 | .214 | 55 | 91 | 3-6-1 | 101 | 98 |
| Georgia Tech | 1-5-0 | .167 | 72 | 93 | 3-7-0 | 139 | 160 |
| Sewanee | 0-1-0 | .000 | 0 | 20 | 3-5-0 | 132 | 125 |

RECORDS AND RESULTS

| 1941 | | | | | | | | | | |
|-------------------|------------|------|------|------|--|---------|------|------|--|--|
| School | Conference | | | | | Overall | | | | |
| | W-L-T | Pct. | Pts. | Opp. | | W-L-T | Pts. | Opp. | | |
| Mississippi State | 4-0-1 | .900 | 40 | 7 | | 8-1-1 | 191 | 55 | | |
| Tennessee | 3-1-0 | .750 | 61 | 29 | | 8-2-0 | 182 | 73 | | |
| Alabama | 5-2-0 | .714 | 105 | 51 | | 8-2-0 | 234 | 64 | | |
| Georgia | 3-1-1 | .700 | 75 | 44 | | 8-1-1 | 279 | 59 | | |
| Ole Miss. | 2-1-1 | .625 | 47 | 45 | | 6-2-1 | 131 | 67 | | |
| Vanderbilt | 3-2-0 | .600 | 81 | 82 | | 8-2-0 | 260 | 89 | | |
| LSU | 2-2-2 | .500 | 54 | 40 | | 4-4-2 | 119 | 93 | | |
| Tulane | 2-3-0 | .400 | 93 | 72 | | 5-4-0 | 220 | 95 | | |
| Georgia Tech | 2-4-0 | .333 | 62 | 96 | | 3-6-0 | 82 | 130 | | |
| Florida | 1-3-0 | .250 | 24 | 42 | | 4-6-0 | 149 | 97 | | |
| Auburn | 0-4-1 | .100 | 28 | 88 | | 4-5-1 | 123 | 115 | | |
| Kentucky | 0-4-0 | .000 | 35 | 109 | | 5-4-0 | 151 | 154 | | |

| 1942 | | | | | | | | | | |
|-------------------|------------|------|------|------|--|---------|------|------|--|--|
| School | Conference | | | | | Overall | | | | |
| | W-L-T | Pct. | Pts. | Opp. | | W-L-T | Pts. | Opp. | | |
| Georgia | 6-1-0 | .857 | 238 | 56 | | 10-1-0 | 367 | 76 | | |
| Georgia Tech | 4-1-0 | .800 | 89 | 48 | | 9-1-0 | 212 | 73 | | |
| Tennessee | 4-1-0 | .800 | 85 | 15 | | 8-1-1 | 245 | 54 | | |
| Mississippi State | 5-2-0 | .714 | 188 | 62 | | 8-2-0 | 200 | 77 | | |
| Alabama | 4-2-0 | .667 | 80 | 41 | | 7-3-0 | 209 | 76 | | |
| LSU | 3-2-0 | .600 | 62 | 70 | | 7-3-0 | 192 | 117 | | |
| Auburn | 3-3-0 | .500 | 79 | 60 | | 6-4-1 | 174 | 133 | | |
| Vanderbilt | 2-4-0 | .333 | 61 | 113 | | 6-4-0 | 232 | 113 | | |
| Florida | 1-3-0 | .250 | 25 | 121 | | 3-7-0 | 106 | 185 | | |
| Tulane | 1-4-0 | .200 | 47 | 113 | | 4-5-0 | 121 | 154 | | |
| Kentucky | 0-5-0 | .000 | 19 | 101 | | 3-6-1 | 155 | 154 | | |
| Ole Miss. | 0-5-0 | .000 | 33 | 136 | | 2-7-0 | 132 | 163 | | |

| 1943 | | | | | | | | | | |
|--------------|------------|-------|------|------|--|---------|------|------|--|--|
| School | Conference | | | | | Overall | | | | |
| | W-L-T | Pct. | Pts. | Opp. | | W-L-T | Pts. | Opp. | | |
| Georgia Tech | 3-0-0 | 1.000 | 123 | 7 | | 7-3-0 | 280 | 124 | | |
| Tulane | 1-1-0 | .500 | 27 | 33 | | 3-3-0 | 92 | 94 | | |
| LSU | 2-2-0 | .500 | 68 | 102 | | 5-3-0 | 143 | 144 | | |
| Georgia | 0-3-0 | .000 | 33 | 109 | | 6-4-0 | 264 | 153 | | |
| Vanderbilt | 0-0-0 | .000 | 0 | 0 | | 5-0-0 | 145 | 33 | | |

| 1944 | | | | | | | | | | |
|-------------------|------------|-------|------|------|--|---------|------|------|--|--|
| School | Conference | | | | | Overall | | | | |
| | W-L-T | Pct. | Pts. | Opp. | | W-L-T | Pts. | Opp. | | |
| Georgia Tech | 4-0-0 | 1.000 | 119 | 13 | | 8-2-0 | 241 | 75 | | |
| Tennessee | 5-0-1 | .917 | 120 | 27 | | 7-0-1 | 173 | 48 | | |
| Georgia | 4-2-0 | .667 | 121 | 103 | | 7-3-0 | 269 | 130 | | |
| Alabama | 3-1-2 | .667 | 128 | 47 | | 5-1-2 | 246 | 54 | | |
| Mississippi State | 3-2-0 | .600 | 73 | 59 | | 6-2-0 | 219 | 79 | | |
| LSU | 2-3-1 | .417 | 79 | 80 | | 2-5-1 | 92 | 101 | | |
| Ole Miss. | 2-3-0 | .400 | 59 | 95 | | 2-6-0 | 77 | 178 | | |
| Tulane | 1-2-0 | .333 | 29 | 72 | | 4-3-0 | 113 | 125 | | |
| Kentucky | 1-5-0 | .167 | 59 | 134 | | 3-6-0 | 125 | 147 | | |
| Florida | 0-3-0 | .000 | 18 | 104 | | 4-3-0 | 106 | 136 | | |
| Auburn | 0-4-0 | .000 | 47 | 118 | | 4-4-0 | 181 | 137 | | |
| Vanderbilt | 0-0-0 | .000 | 0 | 0 | | 3-0-1 | 67 | 23 | | |

| 1945 | | | | | | | | | | |
|-------------------|------------|-------|------|------|--|---------|------|------|--|--|
| School | Conference | | | | | Overall | | | | |
| | W-L-T | Pct. | Pts. | Opp. | | W-L-T | Pts. | Opp. | | |
| Alabama | 6-0-0 | 1.000 | 265 | 60 | | 9-0-0 | 396 | 66 | | |
| Tennessee | 3-1-0 | .750 | 100 | 25 | | 8-1-0 | 238 | 52 | | |
| LSU | 5-2-0 | .714 | 172 | 80 | | 7-2-0 | 245 | 92 | | |
| Georgia | 4-2-0 | .667 | 164 | 66 | | 8-2-0 | 294 | 94 | | |
| Ole Miss. | 3-3-0 | .500 | 68 | 112 | | 4-5-0 | 100 | 183 | | |
| Georgia Tech | 2-2-0 | .500 | 68 | 56 | | 4-6-0 | 157 | 165 | | |
| Mississippi State | 2-3-0 | .400 | 79 | 96 | | 6-3-0 | 221 | 108 | | |
| Auburn | 2-3-0 | .400 | 46 | 89 | | 5-5-0 | 172 | 129 | | |
| Vanderbilt | 2-4-0 | .333 | 40 | 175 | | 3-6-0 | 71 | 215 | | |
| Florida | 1-3-1 | .300 | 32 | 79 | | 4-5-1 | 155 | 100 | | |
| Tulane | 1-3-1 | .300 | 41 | 113 | | 2-6-1 | 93 | 212 | | |
| Kentucky | 0-5-0 | .000 | 38 | 162 | | 2-8-0 | 96 | 217 | | |

| 1946 | | | | | | | | | | |
|-------------------|------------|-------|------|------|--|---------|------|------|--|--|
| School | Conference | | | | | Overall | | | | |
| | W-L-T | Pct. | Pts. | Opp. | | W-L-T | Pts. | Opp. | | |
| Georgia | 5-0-0 | 1.000 | 151 | 34 | | 10-0-0 | 372 | 100 | | |
| Tennessee | 5-0-0 | 1.000 | 57 | 29 | | 9-1-0 | 175 | 89 | | |
| LSU | 5-1-0 | .833 | 140 | 101 | | 9-1-0 | 240 | 123 | | |
| Georgia Tech | 4-2-0 | .667 | 128 | 75 | | 8-2-0 | 243 | 108 | | |
| Mississippi State | 3-2-0 | .600 | 80 | 44 | | 8-2-0 | 271 | 71 | | |
| Alabama | 4-3-0 | .571 | 85 | 84 | | 7-4-0 | 186 | 110 | | |
| Vanderbilt | 3-4-0 | .429 | 66 | 43 | | 5-4-0 | 108 | 43 | | |
| Kentucky | 2-3-0 | .400 | 50 | 69 | | 7-3-0 | 233 | 97 | | |
| Tulane | 2-4-0 | .333 | 106 | 110 | | 3-7-0 | 179 | 209 | | |
| Auburn | 1-5-0 | .167 | 53 | 164 | | 4-6-0 | 132 | 210 | | |
| Ole Miss. | 1-6-0 | .143 | 61 | 130 | | 2-7-0 | 76 | 144 | | |
| Florida | 0-5-0 | .000 | 46 | 140 | | 0-9-0 | 104 | 264 | | |

| 1947 | | | | | | | | | | |
|-------------------|------------|------|------|------|--|---------|------|------|--|--|
| School | Conference | | | | | Overall | | | | |
| | W-L-T | Pct. | Pts. | Opp. | | W-L-T | Pts. | Opp. | | |
| Ole Miss. | 6-1-0 | .857 | 157 | 82 | | 8-2-0 | 256 | 101 | | |
| Georgia Tech | 4-1-0 | .800 | 88 | 21 | | 9-1-0 | 220 | 35 | | |
| Alabama | 5-2-0 | .714 | 122 | 61 | | 8-2-0 | 203 | 74 | | |
| Mississippi State | 2-2-0 | .500 | 54 | 54 | | 7-3-0 | 169 | 89 | | |
| Georgia | 3-3-0 | .500 | 104 | 81 | | 7-4-0 | 192 | 115 | | |
| Vanderbilt | 3-3-0 | .500 | 72 | 58 | | 6-4-0 | 182 | 85 | | |
| Tulane | 2-3-2 | .429 | 88 | 100 | | 2-5-2 | 94 | 192 | | |
| LSU | 2-3-1 | .417 | 95 | 121 | | 5-3-1 | 149 | 161 | | |
| Kentucky | 2-3-0 | .400 | 53 | 40 | | 7-3-0 | 151 | 59 | | |
| Tennessee | 2-3-0 | .400 | 38 | 93 | | 5-5-0 | 164 | 152 | | |
| Auburn | 1-5-0 | .167 | 33 | 151 | | 2-7-0 | 78 | 204 | | |
| Florida | 0-3-1 | .125 | 33 | 75 | | 4-5-1 | 125 | 156 | | |

| 1948 | | | | | | | | | | |
|-------------------|------------|-------|------|------|--|---------|------|------|--|--|
| School | Conference | | | | | Overall | | | | |
| | W-L-T | Pct. | Pts. | Opp. | | W-L-T | Pts. | Opp. | | |
| Georgia | 6-0-0 | 1.000 | 175 | 51 | | 9-1-0 | 278 | 100 | | |
| Ole Miss. | 6-1-0 | .857 | 160 | 73 | | 8-1-0 | 226 | 93 | | |
| Tulane | 5-1-0 | .833 | 124 | 40 | | 9-1-0 | 207 | 60 | | |
| Vanderbilt | 4-2-1 | .643 | 170 | 67 | | 8-2-1 | 328 | 73 | | |
| Georgia Tech | 4-3-0 | .571 | 126 | 62 | | 7-3-0 | 226 | 69 | | |
| Alabama | 4-4-1 | .500 | 153 | 164 | | 6-4-1 | 228 | 170 | | |
| Mississippi State | 3-3-0 | .500 | 62 | 59 | | 4-4-1 | 103 | 87 | | |
| Tennessee | 2-3-1 | .417 | 59 | 77 | | 4-4-2 | 140 | 98 | | |
| Kentucky | 1-3-1 | .300 | 60 | 96 | | 5-3-2 | 199 | 128 | | |
| Florida | 1-5-0 | .167 | 78 | 153 | | 5-5-0 | 213 | 206 | | |
| LSU | 1-5-0 | .167 | 52 | 178 | | 3-7-0 | 99 | 271 | | |
| Auburn | 0-7-0 | .000 | 29 | 228 | | 1-8-1 | 68 | 262 | | |

*APPOINTED CONFERENCE GAMES

While the SEC rule requiring six football games with member schools was in effect, 16 games with outside schools were appointed to serve as conference games to avoid a violation for the members. The won-lost records of these games are included in the annual conference standings, but the results are not included in the conference point totals.

1954 – Ole Miss vs. Arkansas, 0-6
 1958 – Ole Miss vs. Houston, 56-7
 1964 – Tulane vs. Miami, 0-21
 Georgia vs. Clemson, 19-7

1965 – Georgia vs. Clemson, 23-9
 Tennessee vs. S. Carolina, 24-3
 1966 – Florida vs. Tulane, 31-10
 Georgia vs. N. Carolina, 28-3
 LSU vs. Tulane, 21-7
 Tennessee vs. S. Carolina, 29-17
 Vanderbilt vs. Tulane, 12-13

1967 – Georgia vs. Clemson, 24-17
 Vanderbilt vs. Tulane, 14-27

1968 – Florida vs. Tulane, 24-3
 LSU vs. TCU, 10-7
 LSU vs. Tulane, 34-10
 Mississippi St. vs. Tex. Tech, 28-28
 Vanderbilt vs. Tulane, 21-7



RECORDS AND RESULTS

1949

| School | Conference | | | Overall | | | |
|-------------------|------------|------|------|---------|-------|------|------|
| | W-L-T | Pct. | Pts. | Opp. | W-L-T | Pts. | Opp. |
| Tulane | 5-1-0 | .833 | 155 | 61 | 7-2-1 | 251 | 142 |
| Kentucky | 4-1-0 | .800 | 126 | 6 | 9-2-0 | 304 | 53 |
| Tennessee | 4-1-1 | .750 | 97 | 64 | 7-2-1 | 214 | 104 |
| Georgia Tech | 5-2-0 | .714 | 134 | 99 | 7-3-0 | 197 | 129 |
| LSU | 4-2-0 | .667 | 122 | 53 | 8-2-0 | 231 | 74 |
| Alabama | 4-3-1 | .563 | 145 | 96 | 6-3-1 | 227 | 130 |
| Vanderbilt | 4-4-0 | .500 | 144 | 170 | 5-5-0 | 177 | 183 |
| Auburn | 2-4-2 | .375 | 114 | 168 | 2-4-3 | 134 | 188 |
| Ole Miss | 2-4-0 | .333 | 107 | 151 | 4-5-1 | 246 | 243 |
| Florida | 1-4-1 | .250 | 86 | 156 | 4-5-1 | 180 | 218 |
| Georgia | 1-4-1 | .250 | 47 | 94 | 4-6-1 | 177 | 134 |
| Mississippi State | 0-6-0 | .000 | 25 | 184 | 0-8-1 | 38 | 224 |

1950

| School | Conference | | | Overall | | | |
|-------------------|------------|------|------|---------|--------|------|------|
| | W-L-T | Pct. | Pts. | Opp. | W-L-T | Pts. | Opp. |
| Kentucky | 5-1-0 | .833 | 157 | 48 | 10-1-0 | 380 | 62 |
| Tennessee | 4-1-0 | .800 | 99 | 16 | 10-1-0 | 315 | 57 |
| Alabama | 6-2-0 | .750 | 214 | 101 | 9-2-0 | 328 | 107 |
| Tulane | 3-1-1 | .700 | 118 | 66 | 6-2-1 | 260 | 97 |
| Georgia Tech | 4-2-0 | .667 | 89 | 95 | 5-6-0 | 182 | 193 |
| Georgia | 3-2-1 | .583 | 65 | 44 | 6-2-3 | 158 | 65 |
| Mississippi State | 3-4-0 | .429 | 95 | 123 | 4-5-0 | 169 | 137 |
| LSU | 2-3-2 | .429 | 107 | 88 | 4-5-2 | 165 | 151 |
| Vanderbilt | 3-4-0 | .429 | 128 | 178 | 7-4-0 | 252 | 216 |
| Florida | 2-4-0 | .333 | 90 | 137 | 5-5-0 | 157 | 181 |
| Ole Miss | 1-5-0 | .167 | 75 | 169 | 5-5-0 | 207 | 183 |
| Auburn | 0-7-0 | .000 | 17 | 189 | 0-10-0 | 31 | 255 |

1951

| School | Conference | | | Overall | | | |
|-------------------|------------|-------|------|---------|--------|------|------|
| | W-L-T | Pct. | Pts. | Opp. | W-L-T | Pts. | Opp. |
| Georgia Tech | 7-0-0 | 1.000 | 175 | 41 | 10-0-1 | 278 | 76 |
| Tennessee | 5-0-0 | 1.000 | 150 | 61 | 10-0-0 | 373 | 88 |
| LSU | 4-2-1 | .643 | 63 | 71 | 7-3-1 | 128 | 111 |
| Ole Miss | 4-2-1 | .643 | 181 | 130 | 6-3-1 | 254 | 157 |
| Kentucky | 3-3-0 | .500 | 102 | 68 | 7-4-0 | 294 | 114 |
| Auburn | 3-4-0 | .429 | 101 | 164 | 5-5-0 | 180 | 212 |
| Vanderbilt | 3-5-0 | .375 | 147 | 167 | 6-5-0 | 201 | 195 |
| Alabama | 3-5-0 | .375 | 116 | 140 | 5-6-0 | 263 | 188 |
| Georgia | 2-4-0 | .333 | 73 | 97 | 5-5-0 | 176 | 184 |
| Florida | 2-4-0 | .333 | 88 | 96 | 5-5-0 | 174 | 131 |
| Mississippi State | 2-5-0 | .286 | 23 | 107 | 4-5-0 | 82 | 127 |
| Tulane | 1-5-0 | .167 | 40 | 117 | 4-6-0 | 143 | 172 |

1952

| School | Conference | | | Overall | | | |
|-------------------|------------|-------|------|---------|--------|------|------|
| | W-L-T | Pct. | Pts. | Opp. | W-L-T | Pts. | Opp. |
| Georgia Tech | 6-0-0 | 1.000 | 124 | 26 | 11-0-0 | 301 | 52 |
| Tennessee | 5-0-1 | .917 | 142 | 36 | 8-1-1 | 259 | 63 |
| Ole Miss | 4-0-2 | .833 | 122 | 69 | 8-0-2 | 237 | 96 |
| Alabama | 4-2-0 | .667 | 121 | 85 | 9-2-0 | 264 | 133 |
| Georgia | 4-3-0 | .571 | 108 | 131 | 7-4-0 | 226 | 208 |
| Florida | 3-3-0 | .500 | 127 | 84 | 7-3-0 | 290 | 109 |
| Mississippi State | 3-4-0 | .429 | 170 | 172 | 5-4-0 | 225 | 186 |
| Tulane | 3-5-0 | .375 | 107 | 132 | 5-5-0 | 188 | 146 |
| Kentucky | 1-3-2 | .333 | 75 | 121 | 5-4-2 | 161 | 173 |
| LSU | 2-5-0 | .286 | 101 | 138 | 3-7-0 | 148 | 214 |
| Vanderbilt | 1-4-1 | .250 | 55 | 145 | 3-5-2 | 151 | 199 |
| Auburn | 0-7-0 | .000 | 75 | 188 | 2-8-0 | 139 | 208 |

1953

| School | Conference | | | Overall | | | |
|-------------------|------------|------|------|---------|-------|------|------|
| | W-L-T | Pct. | Pts. | Opp. | W-L-T | Pts. | Opp. |
| Alabama | 4-0-3 | .786 | 91 | 51 | 6-2-3 | 172 | 124 |
| Georgia Tech | 4-1-1 | .750 | 140 | 44 | 8-2-1 | 246 | 92 |
| Ole Miss | 4-1-1 | .750 | 129 | 62 | 7-2-1 | 236 | 113 |
| Kentucky | 4-1-1 | .750 | 137 | 89 | 7-2-1 | 201 | 116 |
| Auburn | 4-2-1 | .643 | 136 | 99 | 7-2-1 | 257 | 138 |
| Mississippi State | 3-1-3 | .643 | 121 | 80 | 5-2-3 | 196 | 219 |
| Tennessee | 3-2-1 | .583 | 95 | 80 | 6-4-1 | 240 | 153 |
| LSU | 2-3-3 | .438 | 123 | 138 | 5-3-3 | 194 | 159 |
| Florida | 1-3-2 | .333 | 69 | 79 | 3-5-2 | 200 | 113 |
| Vanderbilt | 1-5-0 | .167 | 59 | 172 | 3-7-0 | 131 | 258 |
| Georgia | 1-5-0 | .167 | 71 | 149 | 3-8-1 | 155 | 250 |
| Tulane | 0-7-0 | .000 | 68 | 196 | 1-8-1 | 129 | 228 |

1954

| School | Conference | | | Overall | | | |
|-------------------|------------|------|------|---------|-------|------|------|
| | W-L-T | Pct. | Pts. | Opp. | W-L-T | Pts. | Opp. |
| *Ole Miss | 5-1-0 | .833 | 119 | 29 | 9-1-0 | 283 | 47 |
| Georgia Tech | 6-2-0 | .750 | 145 | 63 | 7-3-0 | 175 | 91 |
| Florida | 5-2-0 | .714 | 94 | 66 | 5-5-0 | 115 | 128 |
| Kentucky | 5-2-0 | .714 | 90 | 95 | 7-3-0 | 151 | 125 |
| Georgia | 3-2-1 | .583 | 40 | 69 | 6-3-1 | 89 | 89 |
| Auburn | 3-3-0 | .500 | 124 | 54 | 7-3-0 | 243 | 73 |
| Mississippi State | 3-3-0 | .500 | 58 | 47 | 6-4-0 | 192 | 120 |
| Alabama | 3-3-2 | .500 | 74 | 74 | 4-5-2 | 123 | 104 |
| LSU | 2-5-0 | .286 | 66 | 115 | 5-6-0 | 125 | 173 |
| Tulane | 1-6-1 | .188 | 26 | 124 | 1-6-3 | 46 | 144 |
| Vanderbilt | 1-5-0 | .167 | 68 | 91 | 2-7-0 | 134 | 169 |
| Tennessee | 1-5-0 | .167 | 39 | 116 | 4-6-0 | 105 | 164 |

1955

| School | Conference | | | Overall | | | |
|-------------------|------------|------|------|---------|--------|------|------|
| | W-L-T | Pct. | Pts. | Opp. | W-L-T | Pts. | Opp. |
| Ole Miss | 5-1-0 | .833 | 135 | 73 | 9-1-0 | 251 | 97 |
| Auburn | 5-1-1 | .786 | 123 | 92 | 8-1-1 | 211 | 98 |
| Georgia Tech | 4-1-1 | .750 | 87 | 33 | 8-1-1 | 182 | 46 |
| Tennessee | 3-2-1 | .583 | 74 | 57 | 6-3-1 | 188 | 92 |
| Vanderbilt | 4-3-0 | .571 | 123 | 66 | 7-3-0 | 215 | 73 |
| Mississippi State | 4-4-0 | .500 | 120 | 135 | 6-4-0 | 173 | 142 |
| Kentucky | 3-3-1 | .500 | 89 | 108 | 6-3-1 | 178 | 131 |
| Tulane | 3-3-1 | .500 | 101 | 94 | 5-4-1 | 163 | 136 |
| LSU | 2-3-1 | .417 | 106 | 81 | 3-5-2 | 139 | 149 |
| Florida | 3-5-0 | .375 | 77 | 119 | 4-6-0 | 111 | 126 |
| Georgia | 2-5-0 | .286 | 91 | 123 | 4-6-0 | 173 | 170 |
| Alabama | 0-7-0 | .000 | 36 | 181 | 0-10-0 | 48 | 256 |

1956

| School | Conference | | | Overall | | | |
|-------------------|------------|-------|------|---------|--------|------|------|
| | W-L-T | Pct. | Pts. | Opp. | W-L-T | Pts. | Opp. |
| Tennessee | 6-0-0 | 1.000 | 139 | 28 | 10-0-0 | 268 | 75 |
| Georgia Tech | 7-1-0 | .875 | 211 | 26 | 9-1-0 | 227 | 33 |
| Florida | 5-2-0 | .714 | 124 | 58 | 6-3-1 | 158 | 98 |
| Ole Miss | 4-2-0 | .667 | 122 | 68 | 7-3-0 | 207 | 82 |
| Auburn | 4-3-0 | .571 | 108 | 110 | 7-3-0 | 174 | 117 |
| Kentucky | 4-4-0 | .500 | 72 | 105 | 6-4-0 | 119 | 105 |
| Tulane | 3-3-0 | .500 | 56 | 83 | 6-4-0 | 124 | 123 |
| Vanderbilt | 2-5-0 | .286 | 72 | 91 | 5-5-0 | 147 | 113 |
| Alabama | 2-5-0 | .286 | 53 | 152 | 2-7-1 | 85 | 208 |
| Mississippi State | 2-5-0 | .286 | 104 | 119 | 4-6-0 | 148 | 152 |
| LSU | 1-5-0 | .167 | 50 | 158 | 3-7-0 | 104 | 197 |
| Georgia | 1-6-0 | .143 | 30 | 143 | 3-6-1 | 66 | 162 |

RECORDS AND RESULTS

| 1957 | | | | | | |
|-------------------|------------|-------|------|---------|--------|------|
| School | Conference | | | Overall | | |
| | W-L-T | Pct. | Pts. | Opp. | W-L-T | Pts. |
| Auburn | 7-0-0 | 1.000 | 90 | 7 | 10-0-0 | 207 |
| Ole Miss | 5-0-1 | .917 | 128 | 26 | 8-1-1 | 232 |
| Mississippi State | 4-2-1 | .643 | 118 | 81 | 6-2-1 | 175 |
| Florida | 4-2-1 | .643 | 92 | 70 | 6-2-1 | 133 |
| Tennessee | 4-3-0 | .571 | 82 | 62 | 7-3-0 | 161 |
| Vanderbilt | 3-3-1 | .500 | 47 | 81 | 5-3-2 | 113 |
| LSU | 4-4-0 | .500 | 126 | 76 | 5-5-0 | 159 |
| Georgia Tech | 3-4-1 | .438 | 62 | 71 | 4-4-2 | 75 |
| Georgia | 3-4-0 | .429 | 72 | 71 | 3-7-0 | 93 |
| Tulane | 1-5-0 | .167 | 41 | 135 | 2-8-0 | 94 |
| Alabama | 1-6-1 | .188 | 40 | 143 | 2-7-1 | 69 |
| Kentucky | 1-7-0 | .125 | 48 | 120 | 3-7-0 | 128 |

| 1958 | | | | | | |
|-------------------|------------|-------|------|---------|--------|------|
| School | Conference | | | Overall | | |
| | W-L-T | Pct. | Pts. | Opp. | W-L-T | Pts. |
| LSU | 6-0-0 | 1.000 | 138 | 23 | 10-0-0 | 275 |
| Auburn | 6-0-1 | .929 | 102 | 40 | 9-0-1 | 173 |
| *Ole Miss | 4-2-0 | .667 | 83 | 46 | 8-2-0 | 215 |
| Vanderbilt | 2-1-3 | .583 | 45 | 30 | 5-2-3 | 131 |
| Tennessee | 4-3-0 | .571 | 64 | 77 | 4-6-0 | 77 |
| Alabama | 3-4-1 | .438 | 63 | 69 | 5-4-1 | 106 |
| Kentucky | 3-4-1 | .438 | 65 | 109 | 5-4-1 | 136 |
| Florida | 2-3-1 | .417 | 66 | 56 | 6-3-1 | 171 |
| Georgia Tech | 2-3-1 | .417 | 53 | 60 | 5-4-1 | 98 |
| Georgia | 2-4-0 | .333 | 70 | 64 | 4-6-0 | 196 |
| Tulane | 1-5-0 | .167 | 35 | 148 | 3-7-0 | 195 |
| Mississippi State | 1-6-0 | .143 | 61 | 123 | 3-6-0 | 127 |

| 1959 | | | | | | |
|-------------------|------------|-------|------|---------|-------|------|
| School | Conference | | | Overall | | |
| | W-L-T | Pct. | Pts. | Opp. | W-L-T | Pts. |
| Georgia | 7-0-0 | 1.000 | 123 | 53 | 9-1-0 | 214 |
| LSU | 5-1-0 | .833 | 79 | 23 | 9-1-0 | 164 |
| Ole Miss | 5-1-0 | .833 | 184 | 21 | 9-1-0 | 329 |
| Alabama | 4-1-2 | .714 | 65 | 45 | 7-1-2 | 95 |
| Auburn | 4-3-0 | .571 | 90 | 33 | 7-3-0 | 174 |
| Vanderbilt | 3-2-2 | .571 | 57 | 79 | 5-3-2 | 138 |
| Georgia Tech | 3-3-0 | .500 | 76 | 69 | 6-4-0 | 129 |
| Tennessee | 3-4-1 | .438 | 60 | 111 | 5-4-1 | 112 |
| Florida | 2-4-0 | .333 | 60 | 62 | 5-4-1 | 169 |
| Kentucky | 1-6-0 | .143 | 45 | 97 | 4-6-0 | 140 |
| Tulane | 0-5-1 | .083 | 39 | 143 | 3-6-1 | 94 |
| Mississippi State | 0-7-0 | .000 | 19 | 161 | 2-7-0 | 96 |

| 1960 | | | | | | |
|-------------------|------------|------|------|---------|-------|------|
| School | Conference | | | Overall | | |
| | W-L-T | Pct. | Pts. | Opp. | W-L-T | Pts. |
| Ole Miss | 5-0-1 | .917 | 138 | 37 | 9-0-1 | 266 |
| Florida | 5-1-0 | .833 | 93 | 57 | 8-2-0 | 144 |
| Alabama | 5-1-1 | .786 | 81 | 47 | 8-1-1 | 180 |
| Auburn | 5-2-0 | .714 | 68 | 52 | 8-2-0 | 155 |
| Tennessee | 3-2-2 | .571 | 85 | 58 | 6-2-2 | 209 |
| Georgia | 4-3-0 | .571 | 88 | 95 | 6-4-0 | 174 |
| Georgia Tech | 4-4-0 | .500 | 102 | 78 | 5-5-0 | 118 |
| LSU | 2-3-1 | .417 | 42 | 37 | 5-4-1 | 105 |
| Kentucky | 2-4-1 | .357 | 79 | 81 | 5-4-1 | 206 |
| Tulane | 1-4-1 | .250 | 57 | 84 | 3-6-1 | 132 |
| Mississippi State | 0-5-1 | .084 | 41 | 96 | 2-6-1 | 101 |
| Vanderbilt | 0-7-0 | .000 | 7 | 159 | 3-7-0 | 74 |

| 1961 | | | | | | |
|-------------------|------------|-------|------|---------|--------|------|
| School | Conference | | | Overall | | |
| | W-L-T | Pct. | Pts. | Opp. | W-L-T | Pts. |
| Alabama | 7-0-0 | 1.000 | 178 | 15 | 10-0-0 | 287 |
| LSU | 6-0-0 | 1.000 | 143 | 27 | 9-1-0 | 234 |
| Ole Miss | 5-1-0 | .833 | 176 | 33 | 9-1-0 | 326 |
| Tennessee | 4-3-0 | .571 | 128 | 114 | 6-4-0 | 221 |
| Georgia Tech | 4-3-0 | .571 | 90 | 43 | 7-3-0 | 162 |
| Florida | 3-3-0 | .500 | 57 | 92 | 4-5-1 | 97 |
| Auburn | 3-4-0 | .429 | 94 | 109 | 6-4-0 | 174 |
| Kentucky | 2-4-0 | .333 | 81 | 101 | 5-5-0 | 138 |
| Georgia | 2-5-0 | .286 | 60 | 128 | 3-7-0 | 84 |
| Mississippi State | 1-5-0 | .167 | 34 | 112 | 5-5-0 | 111 |
| Tulane | 1-5-0 | .167 | 20 | 175 | 2-8-0 | 60 |
| Vanderbilt | 1-6-0 | .143 | 51 | 163 | 2-8-0 | 95 |

| 1962 | | | | | | |
|-------------------|------------|-------|------|---------|--------|------|
| School | Conference | | | Overall | | |
| | W-L-T | Pct. | Pts. | Opp. | W-L-T | Pts. |
| Ole Miss | 6-0-0 | 1.000 | 117 | 19 | 9-0-0 | 230 |
| Alabama | 6-1-0 | .857 | 187 | 27 | 9-1-0 | 272 |
| LSU | 5-1-0 | .833 | 113 | 25 | 8-1-1 | 162 |
| Georgia Tech | 5-2-0 | .714 | 141 | 51 | 7-2-1 | 201 |
| Florida | 4-2-0 | .667 | 106 | 74 | 6-4-0 | 204 |
| Auburn | 4-3-0 | .571 | 88 | 134 | 6-3-1 | 173 |
| Georgia | 2-3-1 | .417 | 68 | 123 | 3-4-3 | 109 |
| Kentucky | 2-3-1 | .417 | 32 | 54 | 3-5-2 | 85 |
| Mississippi State | 2-5-0 | .286 | 60 | 101 | 3-6-0 | 76 |
| Tennessee | 2-6-0 | .250 | 108 | 120 | 4-6-0 | 179 |
| Vanderbilt | 1-6-0 | .143 | 34 | 141 | 1-9-0 | 62 |
| Tulane | 0-7-0 | .000 | 43 | 228 | 0-10-0 | 76 |

| 1963 | | | | | | |
|-------------------|------------|------|------|---------|-------|------|
| School | Conference | | | Overall | | |
| | W-L-T | Pct. | Pts. | Opp. | W-L-T | Pts. |
| Ole Miss | 5-0-1 | .917 | 146 | 27 | 7-0-2 | 207 |
| Auburn | 6-1-0 | .857 | 119 | 74 | 9-1-0 | 189 |
| Alabama | 6-2-0 | .750 | 177 | 63 | 8-2-0 | 215 |
| Mississippi State | 4-1-2 | .714 | 96 | 65 | 6-2-2 | 169 |
| LSU | 4-2-0 | .667 | 78 | 57 | 7-3-0 | 135 |
| Georgia Tech | 4-3-0 | .571 | 101 | 76 | 7-3-0 | 173 |
| Florida | 3-3-1 | .500 | 61 | 71 | 6-3-1 | 130 |
| Tennessee | 3-5-0 | .375 | 85 | 108 | 5-5-0 | 168 |
| Georgia | 2-4-0 | .333 | 61 | 95 | 4-5-1 | 133 |
| Vanderbilt | 0-5-2 | .143 | 23 | 113 | 1-7-2 | 73 |
| Kentucky | 0-5-1 | .083 | 41 | 109 | 3-6-1 | 142 |
| Tulane | 0-6-1 | .071 | 23 | 153 | 1-8-1 | 43 |

| 1964 | | | | | | |
|-------------------|------------|-------|------|---------|--------|------|
| School | Conference | | | Overall | | |
| | W-L-T | Pct. | Pts. | Opp. | W-L-T | Pts. |
| Alabama | 8-0-0 | 1.000 | 188 | 60 | 10-0-0 | 233 |
| Georgia | 4-2-0 | .667 | 52 | 59 | 6-3-1 | 123 |
| Florida | 4-2-0 | .667 | 101 | 64 | 7-3-0 | 181 |
| Kentucky | 4-2-0 | .667 | 95 | 97 | 5-5-0 | 150 |
| LSU | 4-2-1 | .643 | 83 | 70 | 7-2-1 | 115 |
| Auburn | 3-3-0 | .500 | 43 | 65 | 6-4-0 | 123 |
| Ole Miss | 2-4-1 | .357 | 113 | 104 | 5-4-1 | 210 |
| Mississippi State | 2-5-0 | .286 | 82 | 102 | 4-6-0 | 155 |
| Vanderbilt | 1-4-1 | .250 | 37 | 67 | 3-6-1 | 79 |
| Tennessee | 1-5-1 | .214 | 32 | 87 | 4-5-1 | 80 |
| *Tulane | 1-5-0 | .167 | 31 | 82 | 3-7-0 | 79 |

| 1965 | | | | | | |
|-------------------|------------|------|------|---------|-------|------|
| School | Conference | | | Overall | | |
| | W-L-T | Pct. | Pts. | Opp. | W-L-T | Pts. |
| Alabama | 6-1-1 | .813 | 161 | 65 | 8-1-1 | 217 |
| Auburn | 4-1-1 | .750 | 113 | 115 | 5-4-1 | 165 |
| Florida | 4-2-0 | .667 | 126 | 76 | 7-3-0 | 221 |
| Tennessee | 3-1-2 | .667 | 73 | 40 | 7-1-2 | 193 |
| Ole Miss | 5-3-0 | .625 | 129 | 77 | 6-4-0 | 166 |
| LSU | 3-3-0 | .500 | 144 | 109 | 7-3-0 | 251 |
| Kentucky | 3-3-0 | .500 | 120 | 90 | 6-4-0 | 202 |
| Georgia | 3-3-0 | .500 | 81 | 90 | 6-4-0 | 186 |
| Vanderbilt | 1-5-0 | .167 | 40 | 125 | 2-7-1 | 85 |
| Tulane | 1-5-0 | .167 | 37 | 192 | 2-8-0 | 71 |
| Mississippi State | 1-5-0 | .167 | 78 | 123 | 4-6-0 | 202 |



RECORDS AND RESULTS

1966

| School | Conference | | | | Overall | | |
|-------------------|------------|-------|------|------|---------|------|------|
| | W-L-T | Pct. | Pts. | Opp. | W-L-T | Pts. | Opp. |
| *Alabama | 6-0-0 | 1.000 | 149 | 37 | 10-0-0 | 267 | 37 |
| **Georgia | 6-0-0 | 1.000 | 104 | 58 | 9-1-0 | 211 | 89 |
| *Florida | 5-1-0 | .800 | 109 | 68 | 8-2-0 | 238 | 135 |
| Ole Miss | 5-2-0 | .714 | 116 | 33 | 8-2-0 | 170 | 46 |
| Tennessee | 4-2-0 | .667 | 101 | 44 | 7-3-0 | 222 | 87 |
| *LSU | 3-3-0 | .500 | 54 | 73 | 5-4-1 | 135 | 124 |
| Kentucky | 2-4-0 | .333 | 65 | 119 | 3-6-1 | 107 | 196 |
| Auburn | 1-5-0 | .167 | 60 | 127 | 4-6-0 | 104 | 162 |
| Mississippi State | 0-6-0 | .000 | 45 | 129 | 2-8-0 | 75 | 176 |
| Vanderbilt | 0-6-0 | .000 | 16 | 131 | 1-9-0 | 72 | 237 |

1967

| School | Conference | | | | Overall | | |
|-------------------|------------|-------|------|------|---------|------|------|
| | W-L-T | Pct. | Pts. | Opp. | W-L-T | Pts. | Opp. |
| Tennessee | 6-0-0 | 1.000 | 146 | 68 | 9-1-0 | 259 | 115 |
| Alabama | 5-1-0 | .833 | 96 | 61 | 8-1-1 | 188 | 111 |
| Florida | 4-2-0 | .667 | 123 | 120 | 6-4-0 | 201 | 161 |
| *Georgia | 4-2-0 | .667 | 114 | 53 | 7-3-0 | 250 | 105 |
| Ole Miss | 4-2-1 | .643 | 120 | 97 | 6-3-1 | 174 | 151 |
| LSU | 3-2-1 | .583 | 155 | 50 | 6-3-1 | 248 | 114 |
| Auburn | 3-3-0 | .500 | 126 | 79 | 6-4-0 | 237 | 123 |
| Kentucky | 1-6-0 | .143 | 65 | 187 | 2-8-0 | 111 | 230 |
| *Vanderbilt | 0-6-0 | .000 | 71 | 143 | 2-7-1 | 165 | 241 |
| Mississippi State | 0-6-0 | .000 | 10 | 168 | 1-9-0 | 49 | 259 |

1968

| School | Conference | | | | Overall | | |
|--------------------|------------|------|------|------|---------|------|------|
| | W-L-T | Pct. | Pts. | Opp. | W-L-T | Pts. | Opp. |
| Georgia | 5-0-1 | .917 | 173 | 47 | 8-0-2 | 282 | 98 |
| Tennessee | 4-1-1 | .750 | 106 | 68 | 8-1-1 | 248 | 110 |
| Alabama | 4-2-0 | .667 | 108 | 63 | 8-2-0 | 174 | 104 |
| LSU | 4-2-0 | .667 | 64 | 62 | 7-3-0 | 190 | 144 |
| Auburn | 4-2-0 | .667 | 123 | 75 | 6-4-0 | 223 | 149 |
| *Florida | 3-2-1 | .583 | 74 | 117 | 6-3-1 | 151 | 179 |
| Ole Miss | 3-2-1 | .583 | 91 | 115 | 6-3-1 | 178 | 180 |
| Vanderbilt | 2-3-1 | .417 | 40 | 87 | 5-4-1 | 163 | 147 |
| *Mississippi State | 0-4-2 | .167 | 60 | 114 | 0-8-2 | 146 | 260 |
| Kentucky | 0-7-0 | .000 | 59 | 150 | 3-7-0 | 141 | 206 |

1969

| School | Conference | | | | Overall | | |
|-------------------|------------|------|------|------|---------|------|------|
| | W-L-T | Pct. | Pts. | Opp. | W-L-T | Pts. | Opp. |
| Tennessee | 5-1-0 | .833 | 174 | 127 | 9-1-0 | 315 | 165 |
| LSU | 4-1-0 | .800 | 162 | 77 | 9-1-0 | 349 | 91 |
| Auburn | 5-2-0 | .714 | 238 | 123 | 8-2-0 | 363 | 137 |
| Florida | 3-1-1 | .700 | 144 | 112 | 8-1-1 | 329 | 187 |
| Ole Miss | 4-2-0 | .667 | 178 | 105 | 7-3-0 | 307 | 140 |
| Georgia | 2-3-1 | .417 | 106 | 79 | 5-4-1 | 212 | 101 |
| Vanderbilt | 2-3-0 | .400 | 11 | 137 | 4-6-0 | 242 | 264 |
| Alabama | 2-4-0 | .333 | 121 | 175 | 6-4-0 | 281 | 221 |
| Kentucky | 1-6-0 | .143 | 61 | 224 | 2-8-0 | 104 | 295 |
| Mississippi State | 0-5-0 | .000 | 95 | 231 | 3-7-0 | 193 | 385 |

1970

| School | Conference | | | | Overall | | |
|-------------------|------------|-------|------|------|---------|------|------|
| | W-L-T | Pct. | Pts. | Opp. | W-L-T | Pts. | Opp. |
| LSU | 5-0-0 | 1.000 | 144 | 49 | 9-2-0 | 277 | 96 |
| Tennessee | 4-1-0 | .800 | 154 | 49 | 10-1-0 | 336 | 103 |
| Auburn | 5-2-0 | .800 | 247 | 128 | 8-2-0 | 355 | 149 |
| Ole Miss | 4-2-0 | .667 | 156 | 157 | 7-3-0 | 285 | 220 |
| Florida | 3-3-0 | .500 | 118 | 190 | 7-4-0 | 224 | 256 |
| Georgia | 3-3-0 | .500 | 131 | 85 | 5-5-0 | 242 | 153 |
| Alabama | 3-4-0 | .429 | 176 | 151 | 6-5-0 | 310 | 240 |
| Mississippi State | 3-4-0 | .429 | 72 | 189 | 6-5-0 | 171 | 264 |
| Vanderbilt | 1-5-0 | .167 | 60 | 159 | 4-7-0 | 201 | 213 |
| Kentucky | 0-7-0 | .000 | 72 | 173 | 2-9-0 | 131 | 233 |

1971

| School | Conference | | | | Overall | | |
|-------------------|------------|-------|------|------|---------|------|------|
| | W-L-T | Pct. | Pts. | Opp. | W-L-T | Pts. | Opp. |
| Alabama | 7-0-0 | 1.000 | 238 | 45 | 11-0-0 | 362 | 84 |
| Auburn | 5-1-0 | .833 | 160 | 94 | 9-1-0 | 313 | 142 |
| Georgia | 5-1-0 | .833 | 200 | 56 | 10-1-0 | 353 | 112 |
| Ole Miss | 4-2-0 | .667 | 147 | 127 | 9-2-0 | 322 | 204 |
| Tennessee | 4-2-0 | .667 | 94 | 76 | 9-2-0 | 256 | 108 |
| LSU | 3-2-0 | .600 | 122 | 61 | 8-3-0 | 320 | 138 |
| Vanderbilt | 1-5-0 | .167 | 70 | 146 | 4-6-1 | 136 | 208 |
| Florida | 1-6-0 | .143 | 79 | 232 | 4-7-0 | 174 | 298 |
| Kentucky | 1-6-0 | .143 | 84 | 186 | 3-8-0 | 144 | 284 |
| Mississippi State | 1-7-0 | .125 | 80 | 251 | 2-9-0 | 120 | 311 |

1972

| School | Conference | | | | Overall | | |
|-------------------|------------|------|------|------|---------|------|------|
| | W-L-T | Pct. | Pts. | Opp. | W-L-T | Pts. | Opp. |
| Alabama | 7-1-0 | .875 | 258 | 97 | 10-1-0 | 393 | 133 |
| Auburn | 6-1-0 | .857 | 120 | 103 | 9-1-0 | 185 | 138 |
| LSU | 4-1-1 | .750 | 114 | 75 | 9-1-1 | 235 | 121 |
| Tennessee | 4-2-0 | .667 | 94 | 44 | 9-2-0 | 273 | 83 |
| Georgia | 4-3-0 | .571 | 82 | 96 | 7-4-0 | 174 | 163 |
| Florida | 3-3-1 | .500 | 121 | 76 | 5-5-1 | 218 | 144 |
| Ole Miss | 2-5-0 | .286 | 124 | 104 | 5-5-0 | 192 | 142 |
| Kentucky | 2-5-0 | .286 | 45 | 141 | 3-8-0 | 131 | 232 |
| Mississippi State | 1-6-0 | .143 | 81 | 202 | 4-7-0 | 197 | 254 |
| Vanderbilt | 0-6-0 | .000 | 60 | 161 | 3-8-0 | 129 | 243 |

1973

| School | Conference | | | | Overall | | |
|-------------------|------------|-------|------|------|---------|------|------|
| | W-L-T | Pct. | Pts. | Opp. | W-L-T | Pts. | Opp. |
| Alabama | 8-0-0 | 1.000 | 268 | 70 | 11-0-0 | 454 | 89 |
| LSU | 5-1-0 | .833 | 156 | 72 | 9-2-0 | 258 | 153 |
| Ole Miss | 4-3-0 | .571 | 124 | 137 | 6-5-0 | 202 | 177 |
| Tennessee | 3-3-0 | .500 | 127 | 136 | 8-3-0 | 272 | 219 |
| Florida | 3-4-0 | .429 | 82 | 141 | 7-4-0 | 180 | 171 |
| Kentucky | 3-4-0 | .429 | 148 | 130 | 5-6-0 | 226 | 196 |
| Georgia | 3-4-0 | .429 | 128 | 114 | 6-4-1 | 207 | 150 |
| Auburn | 2-5-0 | .286 | 73 | 140 | 6-5-0 | 153 | 159 |
| Mississippi State | 2-5-0 | .286 | 133 | 205 | 4-5-2 | 219 | 255 |
| Vanderbilt | 1-5-0 | .167 | 87 | 181 | 5-6-0 | 181 | 262 |

1974

| School | Conference | | | | Overall | | |
|-------------------|------------|-------|------|------|---------|------|------|
| | W-L-T | Pct. | Pts. | Opp. | W-L-T | Pts. | Opp. |
| Alabama | 6-0-0 | 1.000 | 168 | 50 | 11-0-0 | 318 | 83 |
| Auburn | 4-2-0 | .667 | 120 | 88 | 9-2-0 | 260 | 126 |
| Georgia | 4-2-0 | .667 | 155 | 122 | 6-5-0 | 317 | 264 |
| Kentucky | 3-3-0 | .500 | 139 | 128 | 6-5-0 | 248 | 194 |
| Florida | 3-3-0 | .500 | 128 | 123 | 8-3-0 | 251 | 184 |
| Mississippi State | 3-3-0 | .500 | 109 | 121 | 8-3-0 | 301 | 200 |
| Vanderbilt | 2-3-1 | .417 | 122 | 144 | 7-3-1 | 307 | 193 |
| Tennessee | 2-3-1 | .417 | 90 | 144 | 6-3-2 | 204 | 178 |
| LSU | 2-4-0 | .333 | 77 | 91 | 5-5-1 | 202 | 168 |
| Ole Miss | 0-6-0 | .000 | 65 | 192 | 3-8-0 | 135 | 241 |

1975

| School | Conference | | | | Overall | | |
|---------------------|------------|-------|------|------|---------|------|------|
| | W-L-T | Pct. | Pts. | Opp. | W-L-T | Pts. | Opp. |
| Alabama | 6-0-0 | 1.000 | 174 | 40 | 10-1-0 | 361 | 66 |
| Ole Miss | 5-1-0 | .833 | 104 | 78 | 6-5-0 | 170 | 162 |
| Georgia | 5-1-0 | .833 | 147 | 70 | 9-2-0 | 289 | 166 |
| Florida | 5-1-0 | .833 | 182 | 47 | 9-2-0 | 302 | 104 |
| Tennessee | 3-3-0 | .500 | 89 | 110 | 7-5-0 | 253 | 193 |
| Vanderbilt | 2-4-0 | .333 | 47 | 156 | 7-4-0 | 119 | 200 |
| f-LSU | 2-4-0 | .333 | 62 | 128 | 5-6-0 | 159 | 202 |
| f-Auburn | 2-4-0 | .333 | 80 | 138 | 4-6-1 | 174 | 243 |
| Kentucky | 0-6-0 | .000 | 59 | 131 | 2-8-1 | 132 | 188 |
| f-Mississippi State | 0-6-0 | .000 | 70 | 116 | 2-9-0 | 165 | 166 |

f-includes forfeit imposed on Miss. St. by NCAA & SEC

RECORDS AND RESULTS

1976

| School | Conference | | | | Overall | | |
|---------------------|------------|------|------|------|---------|------|------|
| | W-L-T | Pct. | Pts. | Opp. | W-L-T | Pts. | Opp. |
| *Georgia | 5-1-0 | .833 | 183 | 55 | 10-1-0 | 324 | 118 |
| f-Kentucky | 5-1-0 | .833 | 84 | 61 | 8-3-0 | 188 | 151 |
| Alabama | 5-2-0 | .714 | 169 | 99 | 8-3-0 | 291 | 134 |
| Florida | 4-2-0 | .667 | 142 | 159 | 8-3-0 | 314 | 255 |
| f-Ole Miss | 4-3-0 | .571 | 68 | 142 | 6-5-0 | 153 | 180 |
| f-LSU | 3-3-0 | .500 | 138 | 118 | 7-3-1 | 255 | 149 |
| f-Auburn | 3-3-0 | .500 | 93 | 146 | 4-7-0 | 194 | 267 |
| Tennessee | 2-4-0 | .333 | 104 | 101 | 6-5-0 | 237 | 162 |
| Vanderbilt | 0-6-0 | .000 | 47 | 167 | 2-9-0 | 131 | 282 |
| f-Mississippi State | 0-6-0 | .000 | 138 | 118 | 0-11-0 | 269 | 178 |

f-Includes forfeit imposed on Miss. St. by NCAA & SEC

1977

| School | Conference | | | | Overall | | |
|---------------------|------------|-------|------|------|---------|------|------|
| | W-L-T | Pct. | Pts. | Opp. | W-L-T | Pts. | Opp. |
| Alabama | 7-0-0 | 1.000 | 209 | 76 | 10-1-0 | 345 | 133 |
| Kentucky | 6-0-0 | 1.000 | 152 | 50 | 10-1-0 | 252 | 111 |
| f-Auburn | 5-1-0 | .833 | 131 | 130 | 6-5-0 | 204 | 243 |
| LSU | 4-2-0 | .667 | 135 | 131 | 8-3-0 | 375 | 196 |
| Florida | 3-3-0 | .500 | 108 | 135 | 6-4-1 | 251 | 235 |
| f-Ole Miss | 3-4-0 | .429 | 145 | 143 | 6-5-0 | 208 | 196 |
| Georgia | 2-4-0 | .333 | 79 | 132 | 5-6-0 | 157 | 191 |
| Tennessee | 1-5-0 | .167 | 112 | 136 | 4-7-0 | 229 | 229 |
| Vanderbilt | 0-6-0 | .000 | 67 | 172 | 2-9-0 | 141 | 276 |
| f-Mississippi State | 0-6-0 | .000 | 105 | 138 | 0-11-0 | 193 | 227 |

f-Includes forfeit imposed on Mississippi State by NCAA & SEC
Kentucky was ineligible for the SEC title.

1978

| School | Conference | | | | Overall | | |
|-------------------|------------|-------|------|------|---------|------|------|
| | W-L-T | Pct. | Pts. | Opp. | W-L-T | Pts. | Opp. |
| Alabama | 6-0-0 | 1.000 | 204 | 97 | 10-1-0 | 331 | 161 |
| Georgia | 5-0-1 | .917 | 160 | 90 | 9-1-1 | 268 | 162 |
| Auburn | 3-2-1 | .583 | 129 | 104 | 6-4-1 | 238 | 191 |
| LSU | 3-3-0 | .500 | 126 | 100 | 8-3-0 | 264 | 173 |
| Tennessee | 3-3-0 | .500 | 159 | 139 | 5-5-1 | 251 | 209 |
| Florida | 3-3-0 | .500 | 38 | 104 | 4-7-0 | 249 | 223 |
| Kentucky | 2-4-0 | .333 | 123 | 104 | 4-6-1 | 193 | 189 |
| Ole Miss | 2-4-0 | .333 | 107 | 154 | 5-6-0 | 181 | 240 |
| Mississippi State | 2-4-0 | .333 | 71 | 137 | 6-5-0 | 232 | 205 |
| Vanderbilt | 0-6-0 | .000 | 72 | 260 | 2-9-0 | 164 | 418 |

1979

| School | Conference | | | | Overall | | |
|-------------------|------------|-------|------|------|---------|------|------|
| | W-L-T | Pct. | Pts. | Opp. | W-L-T | Pts. | Opp. |
| Alabama | 6-0-0 | 1.000 | 185 | 45 | 11-0-0 | 359 | 58 |
| Georgia | 5-1-0 | .833 | 142 | 94 | 6-5-0 | 206 | 189 |
| Auburn | 4-2-0 | .667 | 153 | 124 | 8-3-0 | 330 | 238 |
| LSU | 4-2-0 | .667 | 106 | 73 | 6-5-0 | 241 | 141 |
| Tennessee | 3-3-0 | .500 | 132 | 143 | 7-4-0 | 289 | 208 |
| Kentucky | 3-3-0 | .500 | 116 | 79 | 5-6-0 | 180 | 143 |
| Ole Miss | 3-3-0 | .500 | 169 | 123 | 4-7-0 | 251 | 298 |
| Mississippi State | 2-4-0 | .333 | 74 | 92 | 3-8-0 | 162 | 179 |
| Vanderbilt | 0-6-0 | .000 | 96 | 262 | 1-10-0 | 179 | 418 |
| Florida | 0-6-0 | .000 | 39 | 167 | 0-10-1 | 106 | 265 |

1980

| School | Conference | | | | Overall | | |
|-------------------|------------|-------|------|------|---------|------|------|
| | W-L-T | Pct. | Pts. | Opp. | W-L-T | Pts. | Opp. |
| Georgia | 6-0-0 | 1.000 | 169 | 78 | 11-0-0 | 316 | 127 |
| Mississippi State | 5-1-0 | .833 | 143 | 104 | 9-2-0 | 284 | 216 |
| ^Alabama | 5-1-0 | .833 | 178 | 31 | 9-2-0 | 322 | 96 |
| LSU | 4-2-0 | .667 | 138 | 133 | 7-4-0 | 213 | 193 |
| Florida | 4-2-0 | .667 | 102 | 93 | 7-4-0 | 221 | 166 |
| Tennessee | 3-3-0 | .500 | 162 | 90 | 5-6-0 | 256 | 189 |
| ^Ole Miss | 2-4-0 | .333 | 101 | 123 | 3-8-0 | 263 | 266 |
| Kentucky | 1-5-0 | .167 | 70 | 161 | 3-8-0 | 167 | 280 |
| Auburn | 0-6-0 | .000 | 87 | 173 | 5-6-0 | 235 | 238 |
| Vanderbilt | 0-6-0 | .000 | 51 | 215 | 2-9-0 | 140 | 352 |

^ Alabama-Ole Miss game does not count in standings.

1981

| School | Conference | | | | Overall | | |
|-------------------|------------|-------|------|------|---------|------|------|
| | W-L-T | Pct. | Pts. | Opp. | W-L-T | Pts. | Opp. |
| *Georgia | 6-0-0 | 1.000 | 205 | 62 | 10-1-0 | 352 | 98 |
| ^*Alabama | 6-0-0 | 1.000 | 150 | 70 | 9-1-1 | 284 | 137 |
| Mississippi State | 4-2-0 | .667 | 122 | 76 | 7-4-0 | 278 | 137 |
| Florida | 3-3-0 | .500 | 145 | 93 | 7-4-0 | 278 | 140 |
| Tennessee | 3-3-0 | .500 | 105 | 164 | 7-4-0 | 216 | 244 |
| Auburn | 2-4-0 | .333 | 87 | 102 | 5-6-0 | 186 | 166 |
| Kentucky | 2-4-0 | .333 | 70 | 117 | 3-8-0 | 186 | 244 |
| ^Ole Miss | 1-4-1 | .250 | 101 | 185 | 4-6-1 | 167 | 284 |
| LSU | 1-4-1 | .250 | 84 | 121 | 3-7-1 | 167 | 281 |
| Vanderbilt | 1-5-0 | .167 | 108 | 188 | 4-7-0 | 211 | 281 |

^ Alabama-Ole Miss game does not count in standings.

1982

| School | Conference | | | | Overall | | |
|-------------------|------------|-------|------|------|---------|------|------|
| | W-L-T | Pct. | Pts. | Opp. | W-L-T | Pts. | Opp. |
| Georgia | 6-0-0 | 1.000 | 179 | 73 | 11-0-0 | 315 | 133 |
| LSU | 4-1-1 | .750 | 171 | 92 | 8-2-1 | 365 | 170 |
| Auburn | 4-2-0 | .667 | 131 | 94 | 8-3-0 | 241 | 171 |
| Vanderbilt | 4-2-0 | .667 | 135 | 121 | 8-3-0 | 265 | 206 |
| Tennessee | 3-2-1 | .583 | 152 | 128 | 6-4-1 | 259 | 211 |
| Florida | 3-3-0 | .500 | 127 | 146 | 8-3-0 | 272 | 200 |
| Alabama | 3-3-0 | .500 | 146 | 125 | 7-4-0 | 317 | 201 |
| Mississippi State | 2-4-0 | .333 | 122 | 145 | 5-6-0 | 352 | 244 |
| Ole Miss | 0-6-0 | .000 | 69 | 196 | 4-7-0 | 208 | 262 |
| Kentucky | 0-6-0 | .000 | 57 | 169 | 0-10-1 | 96 | 287 |

1983

| School | Conference | | | | Overall | | |
|-------------------|------------|-------|------|------|---------|------|------|
| | W-L-T | Pct. | Pts. | Opp. | W-L-T | Pts. | Opp. |
| Auburn | 6-0-0 | 1.000 | 178 | 96 | 10-1-0 | 302 | 179 |
| Georgia | 5-1-0 | .833 | 140 | 74 | 9-1-1 | 264 | 149 |
| Florida | 4-2-0 | .667 | 149 | 84 | 8-2-1 | 290 | 150 |
| Tennessee | 4-2-0 | .667 | 129 | 114 | 8-3-0 | 252 | 142 |
| Alabama | 4-2-0 | .667 | 205 | 132 | 7-4-0 | 338 | 222 |
| f-Ole Miss | 4-2-0 | .667 | 96 | 147 | 7-4-0 | 176 | 255 |
| Kentucky | 2-4-0 | .333 | 87 | 151 | 6-4-1 | 212 | 217 |
| Mississippi State | 1-5-0 | .167 | 118 | 168 | 3-8-0 | 196 | 279 |
| LSU | 0-6-0 | .000 | 112 | 176 | 4-7-0 | 251 | 253 |
| Vanderbilt | 0-6-0 | .000 | 93 | 165 | 2-9-0 | 183 | 274 |

f-Includes forfeits imposed on Tulane by NCAA

1984

| School | Conference | | | | Overall | | |
|-------------------|------------|------|------|------|---------|------|------|
| | W-L-T | Pct. | Pts. | Opp. | W-L-T | Pts. | Opp. |
| ^Florida | 5-0-1 | .917 | 167 | 83 | 9-1-1 | 341 | 170 |
| LSU | 4-1-1 | .750 | 153 | 117 | 8-2-1 | 305 | 198 |
| Auburn | 4-2-0 | .667 | 109 | 97 | 8-4-0 | 338 | 239 |
| Georgia | 4-2-0 | .667 | 153 | 116 | 7-4-0 | 246 | 213 |
| Kentucky | 3-3-0 | .500 | 95 | 141 | 8-3-0 | 273 | 202 |
| Tennessee | 3-3-0 | .500 | 150 | 146 | 7-3-1 | 300 | 248 |
| Vanderbilt | 2-4-0 | .333 | 160 | 193 | 5-6-0 | 276 | 277 |
| Alabama | 2-4-0 | .333 | 117 | 134 | 5-6-0 | 226 | 208 |
| Ole Miss | 1-5-0 | .167 | 115 | 148 | 4-6-1 | 194 | 203 |
| Mississippi State | 1-5-0 | .167 | 85 | 130 | 4-7-0 | 198 | 230 |

^ Championship vacated

1985

| School | Conference | | | | Overall | | |
|-------------------|------------|------|------|------|---------|------|------|
| | W-L-T | Pct. | Pts. | Opp. | W-L-T | Pts. | Opp. |
| Tennessee | 5-1-0 | .833 | 170 | 65 | 8-1-2 | 290 | 133 |
| LSU | 4-1-1 | .750 | 104 | 56 | 9-1-1 | 220 | 113 |
| Alabama | 4-1-1 | .750 | 157 | 117 | 8-2-1 | 294 | 178 |
| Georgia | 3-2-1 | .583 | 138 | 87 | 7-3-1 | 284 | 158 |
| Auburn | 3-3-0 | .500 | 139 | 96 | 8-3-0 | 328 | 172 |
| Ole Miss | 2-4-0 | .333 | 115 | 172 | 4-6-1 | 210 | 276 |
| Vanderbilt | 1-4-1 | .250 | 78 | 191 | 3-7-1 | 166 | 308 |
| Kentucky | 1-5-0 | .167 | 76 | 143 | 5-6-0 | 194 | 211 |
| Mississippi State | 0-6-0 | .000 | 120 | 196 | 5-6-0 | 257 | 288 |
| #Florida | 5-1-0 | .833 | 105 | 79 | 9-1-1 | 286 | 162 |

#Not eligible for championship



RECORDS AND RESULTS

1986

| School | Conference | | | | Overall | | | |
|-------------------|------------|------|------|------|---------|------|------|------|
| | W-L-T | Pct. | Pts. | Opp. | W-L-T | Pct. | Pts. | Opp. |
| LSU | 5-1-0 | .833 | 156 | 78 | 9-2-0 | .818 | 291 | 155 |
| Auburn | 4-2-0 | .667 | 154 | 78 | 9-2-0 | .818 | 379 | 115 |
| Alabama | 4-2-0 | .667 | 184 | 83 | 9-3-0 | .750 | 323 | 157 |
| Georgia | 4-2-0 | .667 | 136 | 105 | 8-3-0 | .727 | 285 | 206 |
| Ole Miss | 4-2-0 | .667 | 126 | 83 | 7-3-1 | .683 | 220 | 150 |
| Tennessee | 3-3-0 | .500 | 144 | 156 | 6-5-0 | .556 | 272 | 235 |
| Florida | 2-4-0 | .333 | 86 | 111 | 6-5-0 | .556 | 223 | 173 |
| Mississippi State | 2-4-0 | .333 | 55 | 177 | 6-5-0 | .556 | 195 | 275 |
| Kentucky | 2-4-0 | .333 | 91 | 141 | 5-5-1 | .500 | 228 | 207 |
| Vanderbilt | 0-6-0 | .000 | 89 | 208 | 1-10-0 | .091 | 193 | 347 |

1987

| School | Conference | | | | Overall | | | |
|-------------------|------------|------|------|------|---------|------|------|------|
| | W-L-T | Pct. | Pts. | Opp. | W-L-T | Pct. | Pts. | Opp. |
| Auburn | 5-0-1 | .917 | 172 | 59 | 9-1-1 | .864 | 298 | 116 |
| LSU | 5-1-0 | .833 | 159 | 91 | 9-1-1 | .864 | 335 | 171 |
| Tennessee | 4-1-1 | .750 | 197 | 142 | 9-2-1 | .792 | 395 | 224 |
| Georgia | 4-2-0 | .667 | 157 | 115 | 8-3-0 | .727 | 291 | 187 |
| Alabama | 4-2-0 | .667 | 128 | 106 | 7-4-0 | .636 | 244 | 185 |
| Florida | 3-3-0 | .500 | 114 | 96 | 6-5-0 | .545 | 283 | 158 |
| Kentucky | 1-5-0 | .167 | 123 | 146 | 5-6-0 | .455 | 258 | 185 |
| Vanderbilt | 1-5-0 | .167 | 150 | 239 | 4-7-0 | .364 | 286 | 355 |
| Mississippi State | 1-5-0 | .167 | 82 | 189 | 4-7-0 | .364 | 169 | 259 |
| Ole Miss | 1-5-0 | .167 | 108 | 207 | 3-8-0 | .273 | 223 | 309 |

1988

| School | Conference | | | | Overall | | | |
|-------------------|------------|------|------|------|---------|------|------|------|
| | W-L-T | Pct. | Pts. | Opp. | W-L-T | Pct. | Pts. | Opp. |
| Auburn | 6-1-0 | .858 | 148 | 43 | 10-1-0 | .909 | 331 | 79 |
| LSU | 6-1-0 | .857 | 132 | 87 | 8-3-0 | .727 | 239 | 181 |
| Georgia | 5-2-0 | .714 | 193 | 125 | 8-3-0 | .727 | 324 | 185 |
| Alabama | 4-3-0 | .571 | 196 | 147 | 8-3-0 | .727 | 288 | 160 |
| Florida | 4-3-0 | .571 | 99 | 106 | 6-5-0 | .545 | 254 | 175 |
| Ole Miss | 3-4-0 | .429 | 150 | 160 | 5-6-0 | .455 | 221 | 223 |
| Tennessee | 3-4-0 | .429 | 114 | 171 | 5-6-0 | .455 | 212 | 286 |
| Kentucky | 2-5-0 | .286 | 122 | 141 | 5-6-0 | .455 | 217 | 208 |
| Vanderbilt | 2-5-0 | .286 | 128 | 178 | 3-8-0 | .273 | 202 | 277 |
| Mississippi State | 0-7-0 | .000 | 98 | 222 | 1-10-0 | .090 | 172 | 332 |

1989

| School | Conference | | | | Overall | | | |
|-------------------|------------|------|------|------|---------|------|------|------|
| | W-L-T | Pct. | Pts. | Opp. | W-L-T | Pct. | Pts. | Opp. |
| Alabama | 6-1-0 | .857 | 219 | 130 | 10-1-0 | .909 | 332 | 184 |
| Tennessee | 6-1-0 | .857 | 194 | 155 | 10-1-0 | .909 | 315 | 190 |
| Auburn | 6-1-0 | .857 | 122 | 69 | 9-2-0 | .818 | 253 | 117 |
| Florida | 4-3-0 | .571 | 145 | 103 | 7-4-0 | .636 | 261 | 168 |
| Ole Miss | 4-3-0 | .571 | 164 | 189 | 7-4-0 | .636 | 267 | 285 |
| Georgia | 4-3-0 | .571 | 139 | 109 | 6-5-0 | .545 | 233 | 179 |
| Kentucky | 2-5-0 | .286 | 118 | 174 | 6-5-0 | .545 | 212 | 220 |
| LSU | 2-5-0 | .286 | 174 | 180 | 4-7-0 | .364 | 295 | 252 |
| Mississippi State | 1-6-0 | .143 | 89 | 153 | 5-6-0 | .455 | 205 | 207 |
| Vanderbilt | 0-7-0 | .000 | 85 | 187 | 1-10-0 | .091 | 162 | 265 |

1990

| School | Conference | | | | Overall | | | |
|-------------------|------------|------|------|------|---------|------|------|------|
| | W-L-T | Pct. | Pts. | Opp. | W-L-T | Pct. | Pts. | Opp. |
| Tennessee | 5-1-1 | .786 | 230 | 106 | 8-2-2 | .750 | 442 | 198 |
| Ole Miss | 5-2-0 | .714 | 140 | 119 | 9-2-0 | .818 | 257 | 191 |
| Alabama | 5-2-0 | .714 | 159 | 78 | 7-4-0 | .636 | 253 | 127 |
| Auburn | 4-2-1 | .643 | 170 | 132 | 7-3-1 | .682 | 256 | 194 |
| Kentucky | 3-4-0 | .429 | 163 | 214 | 4-7-0 | .364 | 228 | 316 |
| LSU | 2-5-0 | .286 | 112 | 168 | 5-6-0 | .455 | 183 | 238 |
| Georgia | 2-5-0 | .286 | 122 | 187 | 4-7-0 | .364 | 185 | 293 |
| Mississippi State | 1-6-0 | .143 | 102 | 173 | 5-6-0 | .455 | 207 | 236 |
| Vanderbilt | 1-6-0 | .143 | 140 | 266 | 1-10-0 | .091 | 227 | 457 |
| #Florida | 6-1-0 | .857 | 221 | 116 | 9-2-0 | .818 | 387 | 171 |

Not eligible for championship

1991

| School | Conference | | | | Overall | | | |
|-------------------|------------|-------|------|------|---------|------|------|------|
| | W-L-T | Pct. | Pts. | Opp. | W-L-T | Pct. | Pts. | Opp. |
| Florida | 7-0 | 1.000 | 226 | 74 | 10-1 | .909 | 361 | 152 |
| Alabama | 6-1 | .857 | 128 | 101 | 10-1 | .909 | 294 | 118 |
| Tennessee | 5-2 | .714 | 190 | 136 | 9-2 | .818 | 335 | 221 |
| Georgia | 4-3 | .571 | 192 | 163 | 8-3 | .727 | 312 | 204 |
| Mississippi State | 4-3 | .571 | 145 | 119 | 7-4 | .636 | 276 | 156 |
| LSU | 3-4 | .429 | 116 | 157 | 5-6 | .455 | 248 | 263 |
| Vanderbilt | 3-4 | .429 | 127 | 192 | 5-6 | .455 | 205 | 267 |
| Auburn | 2-5 | .286 | 128 | 170 | 5-6 | .455 | 233 | 214 |
| Ole Miss | 1-6 | .143 | 148 | 189 | 5-6 | .455 | 242 | 223 |
| Kentucky | 0-7 | .000 | 113 | 212 | 3-8 | .273 | 190 | 268 |

1992

| EASTERN DIVISION | | Conference | | | | Overall | | | |
|-------------------|-------|------------|------|------|-------|---------|------|------|--|
| School | W-L-T | Pct. | Pts. | Opp. | W-L-T | Pct. | Pts. | Opp. | |
| Florida | 6-2 | .750 | 188 | 164 | 8-4 | .667 | 288 | 274 | |
| Georgia | 6-2 | .750 | 231 | 117 | 9-2 | .818 | 352 | 141 | |
| Tennessee | 5-3 | .625 | 205 | 149 | 8-3 | .727 | 309 | 173 | |
| South Carolina | 3-5 | .375 | 104 | 194 | 5-6 | .455 | 160 | 240 | |
| Kentucky | 2-6 | .250 | 136 | 224 | 4-7 | .364 | 207 | 280 | |
| Vanderbilt | 2-6 | .250 | 149 | 193 | 4-7 | .364 | 224 | 277 | |
| WESTERN DIVISION | | Conference | | | | Overall | | | |
| School | W-L-T | Pct. | Pts. | Opp. | W-L-T | Pct. | Pts. | Opp. | |
| Alabama | 8-0 | 1.000 | 237 | 78 | 12-0 | 1.000 | 332 | 109 | |
| Ole Miss | 5-3 | .625 | 165 | 147 | 8-3 | .727 | 230 | 174 | |
| Mississippi State | 4-4 | .500 | 131 | 144 | 7-4 | .636 | 235 | 176 | |
| Arkansas | 3-4-1 | .438 | 144 | 153 | 3-7-1 | .318 | 172 | 209 | |
| Auburn | 2-5-1 | .313 | 132 | 173 | 5-5-1 | .500 | 228 | 205 | |
| LSU | 1-7 | .125 | 115 | 201 | 2-9 | .182 | 175 | 261 | |

SEC Championship Game: Alabama 28, Florida 21

1993

| EASTERN DIVISION | | Conference | | | | Overall | | | |
|-------------------|-------|------------|------|------|-------|---------|------|------|--|
| School | W-L-T | Pct. | Pts. | Opp. | W-L-T | Pct. | Pts. | Opp. | |
| Florida | 7-1 | .875 | 318 | 175 | 10-2 | .833 | 472 | 237 | |
| Tennessee | 7-1 | .875 | 324 | 115 | 10-1 | .909 | 471 | 144 | |
| Kentucky | 4-4 | .500 | 158 | 168 | 6-5 | .545 | 207 | 195 | |
| Georgia | 2-6 | .250 | 179 | 218 | 5-6 | .455 | 328 | 289 | |
| South Carolina | 3-5 | .375 | 114 | 192 | 5-6 | .455 | 188 | 214 | |
| Vanderbilt | 2-6 | .250 | 52 | 264 | 5-6 | .455 | 137 | 290 | |
| WESTERN DIVISION | | Conference | | | | Overall | | | |
| School | W-L-T | Pct. | Pts. | Opp. | W-L-T | Pct. | Pts. | Opp. | |
| Arkansas | 4-3-1 | .438 | 131 | 185 | 6-4-1 | .591 | 165 | 208 | |
| LSU | 3-5 | .375 | 128 | 257 | 5-6 | .455 | 190 | 308 | |
| Ole Miss | 4-4 | .500 | 155 | 116 | 6-5 | .545 | 242 | 142 | |
| Mississippi State | 3-4-1 | .438 | 155 | 175 | 4-5-2 | .452 | 241 | 245 | |
| Auburn | 8-0 | 1.000 | 228 | 147 | 11-0 | 1.000 | 353 | 192 | |
| Alabama | 0-8-0 | .000 | 176 | 110 | 0-12 | .000 | 316 | 158 | |

Includes forfeits imposed on Alabama by NCAA

SEC Championship Game: Florida 28, Alabama 13

1994

| EASTERN DIVISION | | Conference | | | | Overall | | | |
|-------------------|-------|------------|------|------|--------|---------|------|------|--|
| School | W-L-T | Pct. | Pts. | Opp. | W-L-T | Pct. | Pts. | Opp. | |
| Florida | 7-1 | .875 | 341 | 136 | 10-1-1 | .833 | 521 | 205 | |
| Tennessee | 5-3 | .625 | 261 | 138 | 7-4 | .636 | 318 | 185 | |
| South Carolina | 4-4 | .500 | 170 | 186 | 6-5 | .545 | 276 | 255 | |
| Georgia | 3-4-1 | .438 | 211 | 249 | 6-4-1 | .591 | 351 | 283 | |
| Vanderbilt | 2-6 | .333 | 117 | 223 | 5-6 | .455 | 203 | 277 | |
| Kentucky | 0-8 | .000 | 86 | 311 | 1-10 | .090 | 149 | 405 | |
| WESTERN DIVISION | | Conference | | | | Overall | | | |
| School | W-L-T | Pct. | Pts. | Opp. | W-L-T | Pct. | Pts. | Opp. | |
| Alabama | 8-0 | 1.000 | 176 | 120 | 11-1 | .917 | 281 | 173 | |
| Mississippi State | 5-3 | .625 | 217 | 203 | 8-3 | .727 | 349 | 234 | |
| LSU | 3-5 | .375 | 188 | 208 | 4-7 | .364 | 268 | 271 | |
| Arkansas | 2-6 | .250 | 136 | 151 | 4-7 | .364 | 215 | 208 | |
| Ole Miss | 2-6 | .250 | 133 | 185 | 4-7 | .364 | 246 | 205 | |
| Auburn | 6-1-1 | .813 | 239 | 166 | 9-1-1 | .864 | 359 | 199 | |

SEC Championship Game: Florida 24, Alabama 23

RECORDS AND RESULTS

| 1995 | | | | | | | | | |
|-------------------|------------|-------|------|------|---------|-------|------|------|--|
| EASTERN DIVISION | Conference | | | | Overall | | | | |
| School | W-L-T | Pct. | Pts. | Opp. | W-L-T | Pct. | Pts. | Opp. | |
| Florida | 8-0 | 1.000 | 396 | 136 | 12-0 | 1.000 | 534 | 201 | |
| Tennessee | 7-1 | .875 | 311 | 207 | 10-1 | .727 | 411 | 214 | |
| Georgia | 3-5 | .375 | 154 | 200 | 6-5 | .545 | 233 | 247 | |
| South Carolina | 2-5-1 | .313 | 239 | 314 | 4-6-1 | .409 | 401 | 387 | |
| Kentucky | 2-6 | .250 | 163 | 186 | 4-7 | .364 | 223 | 269 | |
| Vanderbilt | 1-7 | .125 | 90 | 218 | 2-9 | .182 | 122 | 281 | |
| WESTERN DIVISION | | | | | | | | | |
| Arkansas | 6-2 | .750 | 209 | 213 | 8-4 | .667 | 274 | 263 | |
| Auburn | 5-3 | .625 | 276 | 203 | 8-3 | .727 | 424 | 240 | |
| LSU | 4-3-1 | .563 | 143 | 113 | 6-4-1 | .591 | 279 | 160 | |
| Mississippi State | 1-7 | .125 | 171 | 284 | 3-8 | .273 | 261 | 357 | |
| Alabama | 5-3 | .625 | 171 | 138 | 8-3 | .727 | 260 | 188 | |
| Ole Miss | 3-5 | .375 | 99 | 178 | 6-5 | .545 | 209 | 208 | |

SEC Championship Game: Florida 34, Arkansas 3

| 1996 | | | | | | | | | |
|-------------------|------------|-------|------|------|---------|------|------|------|--|
| EASTERN DIVISION | Conference | | | | Overall | | | | |
| School | W-L-T | Pct. | Pts. | Opp. | W-L-T | Pct. | Pts. | Opp. | |
| Florida | 8-0 | 1.000 | 376 | 112 | 11-1 | .917 | 559 | 201 | |
| Tennessee | 7-1 | .875 | 275 | 113 | 9-2 | .818 | 389 | 157 | |
| South Carolina | 4-4 | .500 | 171 | 170 | 6-5 | .545 | 245 | 238 | |
| Georgia | 3-5 | .375 | 189 | 224 | 5-6 | .455 | 230 | 257 | |
| Kentucky | 3-5 | .375 | 118 | 260 | 4-7 | .364 | 138 | 322 | |
| Vanderbilt | 0-8 | .000 | 65 | 198 | 2-9 | .182 | 122 | 234 | |
| WESTERN DIVISION | | | | | | | | | |
| Alabama | 6-2 | .750 | 204 | 100 | 9-3 | .750 | 299 | 181 | |
| LSU | 6-2 | .750 | 192 | 145 | 9-2 | .818 | 325 | 203 | |
| Auburn | 4-4 | .500 | 247 | 224 | 7-4 | .636 | 366 | 248 | |
| Mississippi State | 3-5 | .375 | 136 | 181 | 5-6 | .455 | 249 | 229 | |
| Arkansas | 2-6 | .250 | 88 | 202 | 4-7 | .364 | 174 | 267 | |
| #Ole Miss | 2-6 | .250 | 96 | 228 | 5-6 | .455 | 203 | 270 | |

SEC Championship Game: Florida 45, Alabama 30

| 1997 | | | | | | | | | |
|-------------------|------------|------|------|------|---------|------|------|------|--|
| EASTERN DIVISION | Conference | | | | Overall | | | | |
| School | W-L-T | Pct. | Pts. | Opp. | W-L-T | Pct. | Pts. | Opp. | |
| Tennessee | 7-1 | .875 | 255 | 154 | 11-1 | .917 | 411 | 244 | |
| Georgia | 6-2 | .750 | 240 | 155 | 9-2 | .818 | 347 | 189 | |
| Florida | 6-2 | .750 | 274 | 158 | 9-2 | .818 | 419 | 199 | |
| South Carolina | 3-5 | .375 | 178 | 201 | 5-6 | .455 | 258 | 279 | |
| Kentucky | 2-6 | .250 | 212 | 317 | 5-6 | .455 | 348 | 362 | |
| Vanderbilt | 0-8 | .000 | 52 | 169 | 3-8 | .273 | 138 | 204 | |
| WESTERN DIVISION | | | | | | | | | |
| Auburn | 6-2 | .750 | 172 | 159 | 9-3 | .750 | 319 | 233 | |
| LSU | 6-2 | .750 | 229 | 152 | 8-3 | .727 | 346 | 179 | |
| Ole Miss | 4-4 | .500 | 145 | 147 | 7-4 | .636 | 233 | 209 | |
| Mississippi State | 4-4 | .500 | 154 | 167 | 7-4 | .636 | 226 | 215 | |
| Arkansas | 2-6 | .250 | 127 | 224 | 4-7 | .364 | 181 | 284 | |
| Alabama | 2-6 | .250 | 157 | 192 | 4-7 | .364 | 246 | 248 | |

SEC Championship Game: Tennessee 30, Auburn 29

| 1998 | | | | | | | | | |
|-------------------|------------|-------|------|------|---------|-------|------|------|--|
| EASTERN DIVISION | Conference | | | | Overall | | | | |
| School | W-L-T | Pct. | Pts. | Opp. | W-L-T | Pct. | Pts. | Opp. | |
| Tennessee | 8-0 | 1.000 | 271 | 106 | 12-0 | 1.000 | 408 | 173 | |
| Florida | 7-1 | .875 | 246 | 112 | 9-2 | .833 | 349 | 155 | |
| Georgia | 6-2 | .750 | 166 | 156 | 8-3 | .727 | 257 | 189 | |
| Kentucky | 4-4 | .500 | 266 | 281 | 6-5 | .545 | 417 | 349 | |
| Vanderbilt | 1-7 | .125 | 66 | 290 | 2-9 | .182 | 142 | 369 | |
| South Carolina | 0-8 | .000 | 129 | 258 | 1-10 | .091 | 207 | 330 | |
| WESTERN DIVISION | | | | | | | | | |
| Mississippi State | 6-2 | .750 | 235 | 140 | 8-4 | .667 | 349 | 218 | |
| Arkansas | 6-2 | .750 | 254 | 139 | 9-2 | .818 | 359 | 182 | |
| Alabama | 4-4 | .500 | 153 | 176 | 7-4 | .636 | 244 | 252 | |
| Ole Miss | 3-5 | .375 | 137 | 188 | 6-5 | .545 | 245 | 256 | |
| LSU | 2-6 | .250 | 206 | 214 | 4-7 | .364 | 337 | 279 | |
| Auburn | 1-7 | .125 | 124 | 193 | 3-8 | .273 | 166 | 235 | |

SEC Championship Game: Tennessee 24, Mississippi State 14

| 1999 | | | | | | | | | |
|-------------------|------------|------|------|------|---------|------|------|------|--|
| EASTERN DIVISION | Conference | | | | Overall | | | | |
| School | W-L-T | Pct. | Pts. | Opp. | W-L-T | Pct. | Pts. | Opp. | |
| Florida | 7-1 | .875 | 226 | 118 | 9-3 | .750 | 369 | 235 | |
| Tennessee | 6-2 | .750 | 251 | 116 | 9-2 | .818 | 348 | 163 | |
| Georgia | 5-3 | .625 | 198 | 204 | 7-4 | .636 | 311 | 282 | |
| Kentucky | 4-4 | .500 | 198 | 218 | 6-5 | .545 | 315 | 323 | |
| Vanderbilt | 2-6 | .250 | 129 | 211 | 5-6 | .455 | 252 | 256 | |
| South Carolina | 0-8 | .000 | 63 | 216 | 0-11 | .000 | 87 | 278 | |
| WESTERN DIVISION | | | | | | | | | |
| Alabama | 7-1 | .875 | 210 | 170 | 10-2 | .833 | 344 | 230 | |
| Mississippi State | 6-2 | .750 | 156 | 121 | 9-2 | .818 | 238 | 149 | |
| Ole Miss | 4-4 | .500 | 235 | 176 | 7-4 | .636 | 296 | 203 | |
| Arkansas | 4-4 | .500 | 198 | 196 | 7-4 | .636 | 326 | 208 | |
| Auburn | 2-6 | .250 | 153 | 188 | 5-6 | .455 | 233 | 236 | |
| LSU | 1-7 | .125 | 135 | 218 | 3-8 | .273 | 223 | 259 | |

SEC Championship Game: Alabama 34, Florida 7

| 2000 | | | | | | | | | |
|-------------------|------------|------|------|------|---------|------|------|------|--|
| EASTERN DIVISION | Conference | | | | Overall | | | | |
| School | W-L-T | Pct. | Pts. | Opp. | W-L-T | Pct. | Pts. | Opp. | |
| Florida | 7-1 | .875 | 318 | 181 | 10-2 | .833 | 448 | 236 | |
| Georgia | 5-3 | .625 | 213 | 164 | 7-4 | .636 | 294 | 198 | |
| South Carolina | 5-3 | .625 | 173 | 152 | 7-4 | .636 | 259 | 174 | |
| Tennessee | 5-3 | .625 | 251 | 176 | 8-3 | .727 | 359 | 212 | |
| Vanderbilt | 1-7 | .125 | 120 | 223 | 3-8 | .273 | 193 | 273 | |
| Kentucky | 0-8 | .000 | 152 | 300 | 2-9 | .182 | 254 | 383 | |
| WESTERN DIVISION | | | | | | | | | |
| Auburn | 6-2 | .750 | 178 | 144 | 9-3 | .750 | 288 | 235 | |
| LSU | 5-3 | .625 | 196 | 195 | 7-4 | .636 | 292 | 221 | |
| Ole Miss | 4-4 | .500 | 187 | 210 | 7-4 | .636 | 314 | 280 | |
| Mississippi State | 4-4 | .500 | 225 | 199 | 7-4 | .636 | 347 | 265 | |
| Arkansas | 3-5 | .375 | 136 | 221 | 6-5 | .545 | 264 | 258 | |
| Alabama | 3-5 | .375 | 166 | 150 | 3-8 | .273 | 228 | 246 | |

SEC Championship Game: Florida 28, Auburn 6

| 2001 | | | | | | | | | |
|-------------------|------------|------|------|------|---------|------|------|------|--|
| EASTERN DIVISION | Conference | | | | Overall | | | | |
| School | W-L-T | Pct. | Pts. | Opp. | W-L-T | Pct. | Pts. | Opp. | |
| Tennessee | 7-1 | .875 | 225 | 148 | 10-2 | .833 | 355 | 234 | |
| Florida | 6-2 | .750 | 341 | 122 | 9-2 | .818 | 482 | 155 | |
| South Carolina | 5-3 | .625 | 189 | 160 | 8-3 | .727 | 279 | 202 | |
| Georgia | 5-3 | .625 | 204 | 167 | 8-3 | .727 | 315 | 208 | |
| Kentucky | 1-7 | .125 | 206 | 285 | 2-9 | .182 | 259 | 367 | |
| Vanderbilt | 0-8 | .000 | 128 | 315 | 2-9 | .182 | 226 | 402 | |
| WESTERN DIVISION | | | | | | | | | |
| LSU | 5-3 | .625 | 231 | 203 | 9-3 | .750 | 371 | 268 | |
| Auburn | 5-3 | .625 | 152 | 193 | 7-4 | .636 | 244 | 265 | |
| Alabama | 4-4 | .500 | 203 | 177 | 6-5 | .545 | 304 | 219 | |
| Arkansas | 4-4 | .500 | 208 | 220 | 7-4 | .636 | 291 | 269 | |
| Ole Miss | 4-4 | .500 | 262 | 262 | 7-4 | .636 | 391 | 310 | |
| Mississippi State | 2-6 | .250 | 119 | 216 | 3-8 | .273 | 196 | 288 | |

SEC Championship Game: LSU 31, Tennessee 20

| 2002 | | | | | | | | | |
|-------------------|------------|------|------|------|---------|------|------|------|--|
| EASTERN DIVISION | Conference | | | | Overall | | | | |
| School | W-L-T | Pct. | Pts. | Opp. | W-L-T | Pct. | Pts. | Opp. | |
| Georgia | 7-1 | .875 | 226 | 144 | 13-1 | .929 | 450 | 212 | |
| Florida | 6-2 | .750 | 191 | 160 | 8-5 | .615 | 336 | 279 | |
| Tennessee | 5-3 | .625 | 182 | 147 | 8-5 | .615 | 296 | 227 | |
| South Carolina | 3-5 | .375 | 108 | 156 | 5-7 | .417 | 225 | 262 | |
| Vanderbilt | 0-8 | .000 | 121 | 260 | 2-10 | .167 | 221 | 368 | |
| Kentucky | 3-5 | .375 | 215 | 228 | 7-5 | .583 | 385 | 301 | |
| WESTERN DIVISION | | | | | | | | | |
| Arkansas | 5-3 | .625 | 223 | 184 | 9-5 | .643 | 370 | 277 | |
| Auburn | 5-3 | .625 | 213 | 150 | 9-4 | .692 | 388 | 231 | |
| LSU | 5-3 | .625 | 179 | 160 | 8-5 | .615 | 323 | 238 | |
| Ole Miss | 3-5 | .375 | 175 | 230 | 7-6 | .538 | 351 | 33 | |
| Mississippi State | 0-8 | .000 | 123 | 265 | 3-9 | .250 | 227 | 339 | |
| Alabama | 6-2 | .750 | 227 | 99 | 10-3 | .769 | 377 | 200 | |

SEC Championship Game: Georgia 30, Arkansas 3



RECORDS AND RESULTS

2003

| EASTERN DIVISION School..... | Conference | | | | Overall | | | |
|--|------------|------|------|------|---------|------|------|------|
| | W-L-T | Pct. | Pts. | Opp. | W-L-T | Pct. | Pts. | Opp. |
| Georgia..... | 6-2 | .750 | 215 | 102 | 11-3 | .786 | 371 | 203 |
| Tennessee..... | 6-2 | .750 | 260 | 170 | 10-3 | .769 | 365 | 239 |
| Florida..... | 6-2 | .750 | 178 | 152 | 8-5 | .615 | 390 | 271 |
| South Carolina..... | 2-6 | .250 | 164 | 227 | 5-7 | .417 | 268 | 314 |
| Vanderbilt..... | 1-7 | .125 | 126 | 261 | 2-10 | .167 | 235 | 358 |
| Kentucky..... | 1-7 | .125 | 198 | 244 | 4-8 | .333 | 328 | 321 |
| WESTERN DIVISION | | | | | | | | |
| LSU..... | 7-1 | .875 | 228 | 90 | 13-1 | .929 | 475 | 154 |
| Ole Miss..... | 7-1 | .875 | 218 | 150 | 10-3 | .769 | 442 | 285 |
| Auburn..... | 5-3 | .625 | 190 | 148 | 8-5 | .615 | 342 | 212 |
| Arkansas..... | 4-4 | .500 | 247 | 223 | 9-4 | .692 | 436 | 305 |
| Mississippi State..... | 1-7 | .125 | 93 | 329 | 2-10 | .167 | 225 | 471 |
| Alabama..... | 2-6 | .250 | 216 | 237 | 4-9 | .308 | 331 | 333 |
| SEC Championship Game: LSU 34, Georgia 13. | | | | | | | | |

2004

| EASTERN DIVISION School..... | Conference | | | | Overall | | | |
|--|------------|-------|------|------|---------|-------|------|------|
| | W-L-T | Pct. | Pts. | Opp. | W-L-T | Pct. | Pts. | Opp. |
| Tennessee..... | 7-1 | .875 | 215 | 199 | 10-3 | .769 | 378 | 295 |
| Georgia..... | 6-2 | .750 | 231 | 133 | 10-2 | .833 | 335 | 198 |
| Florida..... | 4-4 | .500 | 251 | 187 | 7-5 | .583 | 382 | 253 |
| South Carolina..... | 4-4 | .500 | 185 | 190 | 6-5 | .545 | 243 | 229 |
| Kentucky..... | 1-7 | .125 | 106 | 253 | 2-9 | .182 | 173 | 341 |
| Vanderbilt..... | 1-7 | .125 | 133 | 213 | 2-9 | .182 | 212 | 286 |
| WESTERN DIVISION | | | | | | | | |
| School..... | W-L-T | Pct. | Pts. | Opp. | W-L-T | Pct. | Pts. | Opp. |
| Auburn..... | 8-0 | 1.000 | 247 | 96 | 13-0 | 1.000 | 417 | 147 |
| LSU..... | 6-2 | .750 | 220 | 131 | 9-3 | .750 | 344 | 205 |
| Arkansas..... | 3-5 | .375 | 196 | 215 | 5-6 | .455 | 328 | 270 |
| Alabama..... | 3-5 | .375 | 152 | 149 | 6-5 | .545 | 279 | 169 |
| Ole Miss..... | 3-5 | .375 | 142 | 200 | 4-7 | .364 | 215 | 278 |
| Mississippi State..... | 2-6 | .250 | 125 | 237 | 3-8 | .273 | 173 | 280 |
| SEC Championship Game: Auburn 38, Tennessee 28 | | | | | | | | |

2005

| EASTERN DIVISION School..... | Conference | | | | Overall | | | |
|---|------------|------|------|------|---------|------|------|------|
| | W-L-T | Pct. | Pts. | Opp. | W-L-T | Pct. | Pts. | Opp. |
| Georgia..... | 6-2 | .750 | 209 | 134 | 10-3 | .769 | 384 | 213 |
| South Carolina..... | 5-3 | .625 | 175 | 193 | 7-5 | .583 | 284 | 279 |
| Florida..... | 5-3 | .625 | 205 | 178 | 9-3 | .750 | 343 | 226 |
| Vanderbilt..... | 3-5 | .375 | 223 | 271 | 5-6 | .455 | 299 | 321 |
| Tennessee..... | 3-5 | .375 | 147 | 138 | 5-6 | .455 | 205 | 205 |
| Kentucky..... | 2-6 | .250 | 160 | 277 | 3-8 | .273 | 239 | 375 |
| WESTERN DIVISION | | | | | | | | |
| LSU..... | 7-1 | .875 | 214 | 114 | 11-2 | .846 | 383 | 185 |
| Auburn..... | 7-1 | .875 | 262 | 122 | 9-3 | .750 | 386 | 186 |
| Alabama..... | 6-2 | .750 | 159 | 87 | 10-2 | .833 | 263 | 128 |
| Arkansas..... | 2-6 | .250 | 173 | 169 | 4-7 | .364 | 283 | 271 |
| Mississippi State..... | 1-7 | .125 | 78 | 211 | 3-8 | .273 | 153 | 259 |
| Ole Miss..... | 1-7 | .125 | 97 | 208 | 3-8 | .273 | 148 | 245 |
| SEC Championship Game: Georgia 34, LSU 14 | | | | | | | | |

2006

| EASTERN DIVISION School..... | Conference | | | | Overall | | | |
|--|------------|------|------|------|---------|------|------|------|
| | W-L-T | Pct. | Pts. | Opp. | W-L-T | Pct. | Pts. | Opp. |
| Florida..... | 7-1 | .875 | 178 | 126 | 13-1 | .929 | 416 | 189 |
| Tennessee..... | 5-3 | .625 | 212 | 172 | 9-4 | .692 | 362 | 254 |
| Kentucky..... | 4-4 | .500 | 163 | 207 | 8-5 | .615 | 347 | 369 |
| Georgia..... | 4-4 | .500 | 185 | 168 | 9-4 | .692 | 327 | 229 |
| South Carolina..... | 3-5 | .375 | 147 | 146 | 8-5 | .615 | 346 | 243 |
| Vanderbilt..... | 1-7 | .125 | 131 | 206 | 4-8 | .333 | 264 | 284 |
| WESTERN DIVISION | | | | | | | | |
| Arkansas..... | 7-1 | .875 | 221 | 134 | 10-4 | .714 | 404 | 256 |
| Auburn..... | 6-2 | .750 | 162 | 133 | 11-2 | .846 | 322 | 181 |
| LSU..... | 6-2 | .750 | 220 | 131 | 11-2 | .846 | 438 | 164 |
| Alabama..... | 2-6 | .250 | 133 | 175 | 6-7 | .462 | 298 | 250 |
| Ole Miss..... | 2-6 | .250 | 123 | 182 | 4-8 | .333 | 188 | 275 |
| Mississippi State..... | 1-7 | .125 | 127 | 222 | 3-9 | .250 | 221 | 309 |
| SEC Championship Game: Florida 38, Arkansas 28 | | | | | | | | |

2007

| EASTERN DIVISION School..... | Conference | | | | Overall | | | |
|---|------------|------|------|------|---------|------|------|------|
| | W-L-T | Pct. | Pts. | Opp. | W-L-T | Pct. | Pts. | Opp. |
| Tennessee..... | 6-2 | .750 | 243 | 246 | 10-4 | .714 | 455 | 382 |
| Georgia..... | 6-2 | .750 | 228 | 171 | 11-2 | .846 | 424 | 262 |
| Florida..... | 5-3 | .625 | 305 | 224 | 9-4 | .692 | 552 | 331 |
| South Carolina..... | 3-5 | .375 | 205 | 227 | 6-6 | .500 | 313 | 282 |
| Kentucky..... | 3-5 | .375 | 249 | 276 | 8-5 | .615 | 475 | 385 |
| Vanderbilt..... | 2-6 | .250 | 198 | 203 | 5-7 | .417 | 260 | 271 |
| WESTERN DIVISION | | | | | | | | |
| LSU..... | 6-2 | .750 | 298 | 215 | 12-2 | .857 | 541 | 279 |
| Auburn..... | 5-3 | .625 | 156 | 138 | 9-4 | .692 | 315 | 220 |
| Arkansas..... | 4-4 | .500 | 274 | 249 | 8-5 | .615 | 485 | 345 |
| Mississippi State..... | 4-4 | .500 | 157 | 215 | 8-5 | .615 | 279 | 301 |
| Alabama..... | 4-4 | .500 | 212 | 190 | 7-6 | .538 | 352 | 286 |
| Ole Miss..... | 0-8 | .000 | 131 | 252 | 3-9 | .250 | 241 | 342 |
| SEC Championship Game: LSU 21, Tennessee 14 | | | | | | | | |

2008

| EASTERN DIVISION School..... | Conference | | | | Overall | | | |
|---|------------|-------|------|------|---------|------|------|------|
| | W-L-T | Pct. | Pts. | Opp. | W-L-T | Pct. | Pts. | Opp. |
| Florida..... | 7-1 | .875 | 359 | 100 | 13-1 | .929 | 611 | 181 |
| Georgia..... | 6-2 | .750 | 215 | 214 | 10-3 | .769 | 409 | 319 |
| Vanderbilt..... | 4-4 | .500 | 144 | 174 | 7-6 | .538 | 249 | 255 |
| South Carolina..... | 4-4 | .500 | 163 | 186 | 7-6 | .538 | 270 | 274 |
| Tennessee..... | 3-5 | .375 | 129 | 149 | 5-7 | .417 | 208 | 201 |
| Kentucky..... | 2-6 | .250 | 143 | 238 | 7-6 | .538 | 294 | 279 |
| WESTERN DIVISION | | | | | | | | |
| Alabama..... | 8-0 | 1.000 | 255 | 115 | 12-2 | .857 | 422 | 200 |
| Ole Miss..... | 5-3 | .625 | 208 | 149 | 9-4 | .692 | 417 | 247 |
| LSU..... | 3-5 | .375 | 207 | 254 | 8-5 | .615 | 402 | 314 |
| Arkansas..... | 2-6 | .250 | 167 | 248 | 5-7 | .417 | 263 | 374 |
| Auburn..... | 2-6 | .250 | 93 | 149 | 5-7 | .417 | 208 | 216 |
| Mississippi State..... | 2-6 | .250 | 97 | 204 | 4-8 | .333 | 183 | 296 |
| SEC Championship Game: Florida 31, Alabama 20 | | | | | | | | |

2009

| EASTERN DIVISION School..... | Conference | | | | Overall | | | |
|---|------------|-------|------|------|---------|-------|------|------|
| | W-L-T | Pct. | Pts. | Opp. | W-L-T | Pct. | Pts. | Opp. |
| Florida..... | 8-0 | 1.000 | 221 | 96 | 13-1 | .929 | 502 | 174 |
| Tennessee..... | 4-4 | .500 | 199 | 175 | 7-6 | .538 | 381 | 289 |
| Georgia..... | 4-4 | .500 | 234 | 252 | 8-5 | .615 | 376 | 337 |
| South Carolina..... | 3-5 | .375 | 144 | 195 | 7-6 | .538 | 268 | 265 |
| Kentucky..... | 3-5 | .375 | 180 | 222 | 7-6 | .538 | 339 | 295 |
| Vanderbilt..... | 0-8 | .000 | 71 | 191 | 2-10 | .167 | 196 | 280 |
| WESTERN DIVISION | | | | | | | | |
| Alabama..... | 8-0 | 1.000 | 208 | 85 | 14-0 | 1.000 | 449 | 164 |
| LSU..... | 5-3 | .625 | 178 | 150 | 9-4 | .692 | 323 | 211 |
| Ole Miss..... | 4-4 | .500 | 180 | 176 | 9-4 | .692 | 384 | 230 |
| Arkansas..... | 3-5 | .375 | 234 | 233 | 8-5 | .615 | 468 | 326 |
| Auburn..... | 3-5 | .375 | 200 | 219 | 8-5 | .615 | 433 | 358 |
| Mississippi State..... | 3-5 | .375 | 180 | 235 | 5-7 | .417 | 307 | 321 |
| SEC Championship Game: Alabama 32, Florida 13 | | | | | | | | |

2010

| EASTERN DIVISION School..... | Conference | | | | Overall | | | |
|---|------------|-------|-----|-----|---------|-------|-----|-----|
| | SEC | Pct. | PF | PA | Overall | Pct. | PF | PA |
| South Carolina..... | 5-3 | .625 | 222 | 179 | 9-5 | .643 | 433 | 324 |
| Florida..... | 4-4 | .500 | 224 | 186 | 8-5 | .615 | 388 | 277 |
| Georgia..... | 3-5 | .375 | 232 | 200 | 6-7 | .462 | 417 | 287 |
| Tennessee..... | 3-5 | .375 | 179 | 205 | 6-7 | .462 | 351 | 326 |
| Kentucky..... | 2-6 | .250 | 214 | 267 | 6-7 | .462 | 406 | 369 |
| Vanderbilt..... | 1-7 | .125 | 96 | 271 | 2-10 | .167 | 203 | 374 |
| WESTERN DIVISION | | | | | | | | |
| Auburn..... | 8-0 | 1.000 | 306 | 224 | 14-0 | 1.000 | 577 | 337 |
| Arkansas..... | 6-2 | .750 | 291 | 225 | 10-3 | .769 | 474 | 304 |
| LSU..... | 6-2 | .850 | 212 | 165 | 11-2 | .846 | 386 | 237 |
| Alabama..... | 5-3 | .625 | 218 | 143 | 10-3 | .769 | 464 | 176 |
| Mississippi State..... | 4-4 | .500 | 151 | 173 | 9-4 | .692 | 377 | 258 |
| Ole Miss..... | 1-7 | .125 | 194 | 301 | 4-8 | .333 | 367 | 422 |
| SEC Championship Game: Auburn 56, South Carolina 17 | | | | | | | | |

RECORDS AND RESULTS

2011

| EASTERN DIVISION | | | | | Conference | | | Overall | | |
|-------------------|-----|-------|-----|-----|------------|------|-----|---------|--|--|
| School | SEC | Pct. | PF | PA | Overall | Pct. | PF | PA | | |
| Georgia | 7-1 | .875 | 234 | 145 | 10-4 | .714 | 448 | 288 | | |
| South Carolina | 6-2 | .750 | 206 | 135 | 11-2 | .846 | 391 | 239 | | |
| Florida | 3-5 | .375 | 166 | 191 | 7-6 | .538 | 331 | 264 | | |
| Vanderbilt | 2-6 | .250 | 169 | 187 | 6-7 | .462 | 347 | 281 | | |
| Kentucky | 2-6 | .250 | 94 | 242 | 5-7 | .417 | 190 | 296 | | |
| Tennessee | 1-7 | .125 | 92 | 222 | 5-7 | .417 | 244 | 271 | | |
| WESTERN DIVISION | | | | | Conference | | | Overall | | |
| School | SEC | Pct. | PF | PA | Overall | Pct. | PF | PA | | |
| LSU | 8-0 | 1.000 | 280 | 67 | 13-1 | .929 | 500 | 158 | | |
| Alabama | 7-1 | .875 | 271 | 67 | 12-1 | .923 | 453 | 106 | | |
| Arkansas | 6-2 | .750 | 266 | 197 | 11-2 | .846 | 478 | 289 | | |
| Auburn | 4-4 | .500 | 160 | 246 | 8-5 | .615 | 334 | 376 | | |
| Mississippi State | 2-6 | .250 | 145 | 185 | 7-6 | .538 | 329 | 256 | | |
| Ole Miss | 0-8 | .000 | 93 | 292 | 2-10 | .167 | 193 | 385 | | |

SEC Championship Game: LSU 42, Georgia 10

2012

| EASTERN DIVISION | | | | | Conference | | | Overall | | |
|-------------------|-----|------|-----|-----|------------|------|-----|---------|--|--|
| School | SEC | Pct. | PF | PA | Overall | Pct. | PF | PA | | |
| Georgia | 7-1 | .875 | 268 | 145 | 12-2 | .857 | 529 | 275 | | |
| Florida | 7-1 | .875 | 207 | 95 | 11-2 | .846 | 344 | 188 | | |
| South Carolina | 6-2 | .750 | 229 | 169 | 11-2 | .846 | 410 | 237 | | |
| Vanderbilt | 5-3 | .625 | 177 | 168 | 9-4 | .692 | 390 | 243 | | |
| Missouri | 2-6 | .250 | 175 | 264 | 5-7 | .417 | 309 | 341 | | |
| Tennessee | 1-7 | .125 | 246 | 320 | 5-7 | .417 | 434 | 428 | | |
| Kentucky | 0-8 | .000 | 89 | 291 | 2-10 | .167 | 215 | 372 | | |
| WESTERN DIVISION | | | | | Conference | | | Overall | | |
| School | SEC | Pct. | PF | PA | Overall | Pct. | PF | PA | | |
| Alabama | 7-1 | .875 | 303 | 90 | 13-1 | .929 | 542 | 153 | | |
| LSU | 6-2 | .750 | 180 | 150 | 10-3 | .769 | 387 | 228 | | |
| Texas A&M | 6-2 | .750 | 313 | 168 | 11-2 | .846 | 578 | 283 | | |
| Mississippi State | 4-4 | .500 | 202 | 223 | 8-5 | .615 | 383 | 303 | | |
| Ole Miss | 3-5 | .375 | 224 | 239 | 7-6 | .538 | 409 | 359 | | |
| Arkansas | 2-6 | .250 | 157 | 257 | 4-8 | .333 | 282 | 365 | | |
| Auburn | 0-8 | .000 | 81 | 272 | 3-9 | .250 | 224 | 340 | | |

SEC Championship Game: Alabama 32, Georgia 28

2013

| EASTERN DIVISION | | | | | Conference | | | Overall | | |
|-------------------|-----|------|-----|-----|------------|------|-----|---------|--|--|
| School | SEC | Pct. | PF | PA | Overall | Pct. | PF | PA | | |
| Missouri | 7-1 | .875 | 283 | 149 | 12-2 | .857 | 548 | 323 | | |
| South Carolina | 6-2 | .750 | 253 | 178 | 11-2 | .846 | 443 | 264 | | |
| Georgia | 5-3 | .625 | 292 | 254 | 8-5 | .615 | 477 | 377 | | |
| Vanderbilt | 4-4 | .500 | 213 | 241 | 9-4 | .692 | 391 | 320 | | |
| Florida | 3-5 | .375 | 159 | 163 | 4-8 | .333 | 226 | 253 | | |
| Tennessee | 2-6 | .250 | 144 | 245 | 5-7 | .417 | 286 | 348 | | |
| Kentucky | 0-8 | .000 | 118 | 291 | 2-10 | .167 | 246 | 374 | | |
| WESTERN DIVISION | | | | | Conference | | | Overall | | |
| School | SEC | Pct. | PF | PA | Overall | Pct. | PF | PA | | |
| Auburn | 7-1 | .875 | 287 | 224 | 12-2 | .857 | 553 | 346 | | |
| Alabama | 7-1 | .875 | 305 | 117 | 11-2 | .846 | 496 | 181 | | |
| LSU | 5-3 | .625 | 258 | 199 | 10-3 | .769 | 465 | 286 | | |
| Texas A&M | 4-4 | .500 | 307 | 292 | 9-4 | .692 | 575 | 419 | | |
| Mississippi State | 3-5 | .375 | 179 | 237 | 7-6 | .538 | 360 | 299 | | |
| Ole Miss | 3-5 | .375 | 180 | 220 | 8-5 | .615 | 390 | 308 | | |
| Arkansas | 0-8 | .000 | 135 | 303 | 3-9 | .250 | 248 | 369 | | |

SEC Championship Game: Auburn 59, Missouri 42

2014

| EASTERN DIVISION | | | | | Conference | | | Overall | | |
|-------------------|-----|------|-----|-----|------------|------|-----|---------|--|--|
| School | SEC | Pct. | PF | PA | Overall | Pct. | PF | PA | | |
| Missouri | 7-1 | .875 | 191 | 153 | 11-3 | .786 | 389 | 295 | | |
| Georgia | 6-2 | .750 | 310 | 195 | 10-3 | .769 | 537 | 269 | | |
| Florida | 4-4 | .500 | 199 | 206 | 7-5 | .583 | 363 | 253 | | |
| Tennessee | 3-5 | .375 | 204 | 217 | 7-6 | .538 | 376 | 315 | | |
| South Carolina | 3-5 | .375 | 272 | 294 | 7-6 | .538 | 424 | 395 | | |
| Kentucky | 2-6 | .250 | 183 | 300 | 5-7 | .417 | 350 | 375 | | |
| Vanderbilt | 0-8 | .000 | 102 | 283 | 3-9 | .250 | 206 | 399 | | |
| WESTERN DIVISION | | | | | Conference | | | Overall | | |
| School | SEC | Pct. | PF | PA | Overall | Pct. | PF | PA | | |
| Alabama | 7-1 | .875 | 266 | 154 | 12-2 | .857 | 517 | 258 | | |
| Mississippi State | 6-2 | .750 | 270 | 180 | 10-3 | .769 | 480 | 282 | | |
| Ole Miss | 5-3 | .625 | 202 | 135 | 9-4 | .692 | 368 | 208 | | |
| Auburn | 4-4 | .500 | 275 | 262 | 8-5 | .615 | 461 | 347 | | |
| LSU | 4-4 | .500 | 153 | 166 | 8-5 | .615 | 359 | 228 | | |
| Texas A&M | 3-5 | .375 | 223 | 293 | 8-5 | .615 | 458 | 365 | | |
| Arkansas | 2-6 | .250 | 165 | 177 | 7-6 | .538 | 415 | 250 | | |

SEC Championship Game: Alabama 42, Missouri 13

2015

| EASTERN DIVISION | | | | | Conference | | | Overall | | |
|-------------------|-----|------|-----|-----|------------|------|-----|---------|--|--|
| School | SEC | Pct. | PF | PA | Overall | Pct. | PF | PA | | |
| Florida | 7-1 | .875 | 189 | 108 | 10-4 | .714 | 325 | 256 | | |
| Tennessee | 5-3 | .625 | 250 | 183 | 9-4 | .692 | 457 | 260 | | |
| Georgia | 5-3 | .625 | 183 | 159 | 10-3 | .769 | 314 | 223 | | |
| Vanderbilt | 2-6 | .250 | 106 | 184 | 4-8 | .333 | 182 | 252 | | |
| Kentucky | 2-6 | .250 | 140 | 221 | 5-7 | .417 | 296 | 329 | | |
| Missouri | 1-7 | .125 | 73 | 149 | 5-7 | .417 | 163 | 194 | | |
| South Carolina | 1-7 | .125 | 161 | 243 | 3-9 | .250 | 263 | 330 | | |
| WESTERN DIVISION | | | | | Conference | | | Overall | | |
| School | SEC | Pct. | PF | PA | Overall | Pct. | PF | PA | | |
| Alabama | 7-1 | .875 | 252 | 139 | 14-1 | .933 | 526 | 227 | | |
| Ole Miss | 6-2 | .750 | 258 | 210 | 10-3 | .769 | 531 | 294 | | |
| Arkansas | 5-3 | .625 | 275 | 241 | 8-5 | .615 | 467 | 356 | | |
| LSU | 5-3 | .625 | 212 | 198 | 9-3 | .750 | 394 | 291 | | |
| Texas A&M | 4-4 | .500 | 161 | 175 | 8-5 | .615 | 361 | 286 | | |
| Mississippi State | 4-4 | .500 | 210 | 208 | 9-4 | .692 | 447 | 302 | | |
| Auburn | 2-6 | .250 | 177 | 229 | 7-6 | .538 | 357 | 338 | | |

SEC Championship Game: Alabama 29, Florida 15

2016

| EASTERN DIVISION | | | | | Conference | | | Overall | | |
|-------------------|-----|-------|-----|-----|------------|------|-----|---------|--|--|
| School | SEC | Pct. | PF | PA | Overall | Pct. | PF | PA | | |
| Florida | 6-2 | .750 | 196 | 123 | 9-4 | .692 | 311 | 218 | | |
| Tennessee | 4-4 | .500 | 287 | 295 | 9-4 | .692 | 473 | 375 | | |
| Georgia | 4-4 | .500 | 167 | 192 | 8-5 | .615 | 319 | 312 | | |
| Kentucky | 4-4 | .500 | 185 | 237 | 7-6 | .538 | 390 | 407 | | |
| South Carolina | 3-5 | .375 | 126 | 168 | 6-7 | .462 | 270 | 344 | | |
| Vanderbilt | 3-5 | .375 | 162 | 162 | 6-7 | .462 | 299 | 312 | | |
| Missouri | 2-6 | .250 | 181 | 280 | 4-8 | .333 | 377 | 378 | | |
| WESTERN DIVISION | | | | | Conference | | | Overall | | |
| School | SEC | Pct. | PF | PA | Overall | Pct. | PF | PA | | |
| Alabama | 8-0 | 1.000 | 304 | 118 | 14-1 | .933 | 582 | 195 | | |
| Auburn | 5-3 | .625 | 210 | 147 | 8-5 | .615 | 406 | 222 | | |
| LSU | 5-3 | .625 | 218 | 141 | 8-4 | .667 | 340 | 189 | | |
| Texas A&M | 4-4 | .500 | 252 | 242 | 8-5 | .615 | 453 | 319 | | |
| Arkansas | 3-5 | .375 | 214 | 298 | 7-6 | .538 | 394 | 404 | | |
| Mississippi State | 3-5 | .375 | 234 | 272 | 6-7 | .462 | 395 | 413 | | |
| Ole Miss | 2-6 | .250 | 234 | 295 | 5-7 | .417 | 391 | 408 | | |

SEC Championship Game: Alabama 54, Florida 16

2017

| EASTERN DIVISION | | | | | Conference | | | Overall | | |
|-------------------|-----|------|-----|-----|------------|------|-----|---------|--|--|
| School | SEC | Pct. | PF | PA | Overall | Pct. | PF | PA | | |
| Georgia | 7-1 | .875 | 295 | 115 | 13-2 | .867 | 531 | 246 | | |
| South Carolina | 5-3 | .625 | 196 | 162 | 9-4 | .692 | 315 | 269 | | |
| Kentucky | 4-4 | .500 | 217 | 246 | 7-6 | .538 | 332 | 367 | | |
| Missouri | 4-4 | .500 | 277 | 270 | 7-6 | .538 | 488 | 414 | | |
| Florida | 3-5 | .375 | 168 | 222 | 4-7 | .364 | 243 | 300 | | |
| Vanderbilt | 1-7 | .125 | 180 | 346 | 5-7 | .417 | 295 | 376 | | |
| Tennessee | 0-8 | .000 | 113 | 278 | 4-8 | .333 | 238 | 349 | | |
| WESTERN DIVISION | | | | | Conference | | | Overall | | |
| School | SEC | Pct. | PF | PA | Overall | Pct. | PF | PA | | |
| Auburn | 7-1 | .875 | 327 | 152 | 10-4 | .714 | 474 | 259 | | |
| Alabama | 7-1 | .875 | 307 | 98 | 13-1 | .929 | 519 | 167 | | |
| LSU | 6-2 | .750 | 209 | 165 | 9-4 | .692 | 354 | 246 | | |
| Mississippi State | 4-4 | .500 | 210 | 191 | 9-4 | .692 | 416 | 272 | | |
| Texas A&M | 4-4 | .500 | 205 | 250 | 7-6 | .538 | 425 | 399 | | |
| Ole Miss | 3-5 | .375 | 236 | 316 | 6-6 | .500 | 394 | 415 | | |
| Arkansas | 1-7 | .125 | 208 | 337 | 4-8 | .333 | 345 | 434 | | |

SEC Championship Game: Georgia 28, Auburn 7



RECORDS AND RESULTS

2018

| EASTERN DIVISION | | Conference | | | Overall | | | |
|-------------------|-----|------------|-----|-----|---------|------|-----|-----|
| School | SEC | Pct. | PF | PA | Overall | Pct. | PF | PA |
| Georgia | 7-1 | .875 | 276 | 151 | 11-3 | .786 | 530 | 269 |
| Kentucky | 5-3 | .625 | 146 | 132 | 10-3 | .769 | 346 | 219 |
| Florida | 5-3 | .625 | 209 | 205 | 10-3 | .769 | 455 | 260 |
| South Carolina | 4-4 | .500 | 230 | 243 | 7-6 | .538 | 391 | 354 |
| Missouri | 4-4 | .500 | 247 | 196 | 8-5 | .615 | 476 | 331 |
| Vanderbilt | 3-5 | .375 | 208 | 235 | 6-7 | .462 | 370 | 346 |
| Tennessee | 2-6 | .250 | 162 | 289 | 5-7 | .417 | 273 | 335 |
| WESTERN DIVISION | | Conference | | | Overall | | | |
| School | SEC | Pct. | PF | PA | Overall | Pct. | PF | PA |
| Alabama | 8-0 | 1.000 | 374 | 113 | 14-1 | .933 | 684 | 271 |
| Texas A&M | 5-3 | .625 | 242 | 251 | 9-4 | .692 | 468 | 329 |
| LSU | 5-3 | .625 | 237 | 203 | 10-3 | .769 | 421 | 283 |
| Mississippi State | 4-4 | .500 | 154 | 115 | 8-5 | .615 | 371 | 171 |
| Auburn | 3-5 | .375 | 178 | 197 | 8-5 | .615 | 402 | 249 |
| Ole Miss | 1-7 | .125 | 176 | 328 | 5-7 | .417 | 407 | 434 |
| Arkansas | 0-8 | .000 | 138 | 319 | 2-10 | .167 | 260 | 417 |

SEC Championship Game: Alabama 35, Georgia 28

2019

| EASTERN DIVISION | | Conference | | | Overall | | | |
|-------------------|-----|------------|-----|-----|---------|-------|-----|-----|
| School | SEC | Pct. | PF | PA | Overall | Pct. | PF | PA |
| Georgia | 7-1 | .875 | 202 | 84 | 12-2 | .857 | 431 | 176 |
| Florida | 6-2 | .750 | 249 | 136 | 11-2 | .846 | 432 | 201 |
| Tennessee | 5-3 | .625 | 160 | 186 | 8-5 | .615 | 314 | 282 |
| South Carolina | 3-5 | .375 | 159 | 221 | 4-8 | .333 | 269 | 313 |
| Kentucky | 3-5 | .375 | 145 | 160 | 8-5 | .615 | 353 | 251 |
| Missouri | 3-5 | .375 | 143 | 179 | 6-6 | .500 | 304 | 233 |
| Vanderbilt | 1-7 | .125 | 102 | 287 | 3-9 | .250 | 198 | 381 |
| WESTERN DIVISION | | Conference | | | Overall | | | |
| School | SEC | Pct. | PF | PA | Overall | Pct. | PF | PA |
| LSU | 8-0 | 1.000 | 377 | 204 | 15-0 | 1.000 | 726 | 328 |
| Alabama | 6-2 | .750 | 360 | 203 | 11-2 | .846 | 614 | 242 |
| Auburn | 5-3 | .625 | 250 | 180 | 9-4 | .692 | 432 | 254 |
| Texas A&M | 4-4 | .500 | 202 | 224 | 8-5 | .615 | 384 | 293 |
| Mississippi State | 3-5 | .375 | 186 | 256 | 6-7 | .462 | 359 | 375 |
| Ole Miss | 2-6 | .250 | 208 | 243 | 4-8 | .333 | 319 | 318 |
| Arkansas | 0-8 | .000 | 139 | 319 | 2-10 | .167 | 257 | 442 |

SEC Championship Game: LSU 37, Georgia 10

2020

| EASTERN DIVISION | | Conference | | | Overall | | | |
|-------------------|------|------------|-----|-----|---------|-------|-----|-----|
| School | SEC | Pct. | PF | PA | Overall | Pct. | PF | PA |
| Florida | 8-2 | .800 | 412 | 263 | 8-4 | .667 | 478 | 370 |
| Georgia | 7-2 | .778 | 299 | 179 | 8-2 | .800 | 323 | 200 |
| Missouri | 5-5 | .500 | 267 | 323 | 5-5 | .500 | 267 | 323 |
| Kentucky | 4-6 | .400 | 217 | 264 | 5-6 | .455 | 240 | 285 |
| Tennessee | 3-7 | .300 | 215 | 301 | 3-7 | .300 | 215 | 301 |
| South Carolina | 2-8 | .200 | 235 | 360 | 2-8 | .200 | 200 | 360 |
| Vanderbilt | 0-9 | .000 | 133 | 336 | 0-9 | .000 | 133 | 336 |
| WESTERN DIVISION | | Conference | | | Overall | | | |
| School | SEC | Pct. | PF | PA | Overall | Pct. | PF | PA |
| Alabama | 10-0 | 1.000 | 495 | 168 | 13-0 | 1.000 | 630 | 252 |
| Texas A&M | 8-1 | .889 | 285 | 190 | 9-1 | .900 | 326 | 217 |
| Auburn | 6-4 | .600 | 257 | 237 | 6-5 | .545 | 276 | 272 |
| LSU | 5-5 | .500 | 320 | 349 | 5-5 | .500 | 320 | 349 |
| Ole Miss | 4-5 | .444 | 366 | 363 | 5-5 | .500 | 392 | 383 |
| Arkansas | 3-7 | .300 | 257 | 349 | 3-7 | .300 | 257 | 349 |
| Mississippi State | 3-7 | .300 | 207 | 283 | 4-7 | .364 | 235 | 309 |

SEC Championship Game: Alabama 52, Florida 46

2021

| EASTERN DIVISION | | Conference | | | Overall | | | |
|-------------------|-----|------------|-----|-----|---------|------|-----|-----|
| School | SEC | Pct. | PF | PA | Overall | Pct. | PF | PA |
| Georgia | 8-0 | 1.000 | 321 | 66 | 14-1 | .933 | 579 | 153 |
| Kentucky | 5-3 | .625 | 219 | 195 | 10-3 | .769 | 420 | 282 |
| Tennessee | 4-4 | .500 | 278 | 269 | 7-6 | .538 | 511 | 378 |
| Missouri | 3-5 | .375 | 181 | 288 | 6-7 | .462 | 378 | 440 |
| South Carolina | 3-5 | .375 | 167 | 230 | 7-6 | .538 | 294 | 312 |
| Florida | 2-6 | .250 | 211 | 212 | 6-7 | .462 | 399 | 348 |
| Vanderbilt | 0-8 | .000 | 109 | 323 | 2-10 | .167 | 189 | 430 |
| WESTERN DIVISION | | Conference | | | Overall | | | |
| School | SEC | Pct. | PF | PA | Overall | Pct. | PF | PA |
| Alabama | 7-1 | .875 | 298 | 195 | 13-2 | .867 | 598 | 302 |
| Ole Miss | 6-2 | .750 | 246 | 224 | 10-3 | .769 | 438 | 321 |
| Arkansas | 4-4 | .500 | 210 | 237 | 9-4 | .692 | 402 | 298 |
| Mississippi State | 4-4 | .500 | 228 | 218 | 7-6 | .538 | 378 | 337 |
| Texas A&M | 4-4 | .500 | 25 | 171 | 8-4 | .667 | 352 | 191 |
| Auburn | 3-5 | .375 | 179 | 204 | 6-7 | .462 | 368 | 283 |
| LSU | 3-5 | .375 | 188 | 224 | 6-7 | .462 | 345 | 346 |

SEC Championship Game: Alabama 41, Georgia 24

2022

| EASTERN DIVISION | | Conference | | | Overall | | | |
|-------------------|-----|------------|-----|-----|---------|-------|-----|-----|
| School | SEC | Pct. | PF | PA | Overall | Pct. | PF | PA |
| Georgia | 8-0 | 1.000 | 301 | 97 | 15-0 | 1.000 | 616 | 214 |
| Tennessee | 6-2 | .750 | 347 | 215 | 11-2 | .846 | 599 | 296 |
| South Carolina | 4-4 | .500 | 208 | 256 | 8-5 | .615 | 418 | 375 |
| Kentucky | 3-5 | .375 | 140 | 180 | 7-6 | .538 | 265 | 250 |
| Florida | 3-5 | .375 | 231 | 229 | 6-7 | .462 | 384 | 375 |
| Missouri | 3-5 | .375 | 163 | 205 | 6-7 | .462 | 323 | 327 |
| Vanderbilt | 2-6 | .250 | 127 | 318 | 5-7 | .417 | 295 | 432 |
| WESTERN DIVISION | | Conference | | | Overall | | | |
| School | SEC | Pct. | PF | PA | Overall | Pct. | PF | PA |
| LSU | 6-2 | .750 | 223 | 207 | 10-4 | .714 | 483 | 315 |
| Alabama | 6-2 | .750 | 317 | 190 | 11-2 | .846 | 534 | 236 |
| Mississippi State | 4-4 | .500 | 203 | 229 | 9-4 | .692 | 411 | 300 |
| Ole Miss | 4-4 | .500 | 246 | 250 | 8-5 | .615 | 435 | 332 |
| Arkansas | 3-5 | .375 | 228 | 238 | 7-6 | .538 | 423 | 398 |
| Auburn | 2-6 | .250 | 178 | 264 | 5-7 | .417 | 297 | 354 |
| Texas A&M | 2-6 | .250 | 191 | 225 | 5-7 | .417 | 273 | 254 |

SEC Championship Game: Georgia 50, LSU 30

2023

| EASTERN DIVISION | | Conference | | | Overall | | | |
|-------------------|-----|------------|-----|-----|---------|------|-----|-----|
| School | SEC | Pct. | PF | PA | Overall | Pct. | PF | PA |
| Georgia | 8-0 | 1.000 | 302 | 135 | 13-1 | .929 | 562 | 219 |
| Missouri | 6-2 | .750 | 287 | 185 | 11-2 | .846 | 423 | 271 |
| Tennessee | 4-4 | .500 | 195 | 221 | 9-4 | .692 | 413 | 264 |
| Florida | 3-5 | .375 | 244 | 269 | 5-7 | .417 | 341 | 331 |
| South Carolina | 3-5 | .375 | 203 | 220 | 5-7 | .417 | 312 | 316 |
| Kentucky | 3-5 | .375 | 198 | 233 | 7-6 | .538 | 378 | 336 |
| Vanderbilt | 0-8 | .000 | 135 | 317 | 2-10 | .167 | 274 | 434 |
| WESTERN DIVISION | | Conference | | | Overall | | | |
| School | SEC | Pct. | PF | PA | Overall | Pct. | PF | PA |
| Alabama | 8-0 | 1.000 | 266 | 161 | 12-2 | .857 | 476 | 266 |
| Ole Miss | 6-2 | .750 | 225 | 215 | 11-2 | .846 | 456 | 293 |
| LSU | 6-2 | .750 | 343 | 264 | 10-3 | .769 | 592 | 364 |
| Texas A&M | 4-4 | .500 | 240 | 185 | 7-6 | .538 | 433 | 287 |
| Auburn | 3-5 | .375 | 199 | 195 | 6-7 | .462 | 340 | 294 |
| Mississippi State | 1-7 | .125 | 101 | 240 | 5-7 | .417 | 262 | 319 |
| Arkansas | 1-7 | .125 | 160 | 258 | 4-8 | .333 | 319 | 335 |

SEC Championship Game: Alabama 27, Georgia 24

RECORDS AND RESULTS

NATIONAL STATISTICAL CHAMPIONS

TEAM CHAMPIONS

| SCORING DEFENSE | |
|-----------------|------------------------|
| 1939 | Tennessee (0.0 ppg) |
| 1940 | Tennessee (2.6 ppg) |
| 1949 | Kentucky (4.8 ppg) |
| 1955 | Georgia Tech (4.6 ppg) |
| 1956 | Georgia Tech (3.3 ppg) |
| 1957 | Auburn (2.8 ppg) |
| 1959 | Ole Miss (2.1 ppg) |
| 1960 | LSU (5.0 ppg) |
| 1961 | Alabama (2.2 ppg) |
| 1962 | LSU (3.4 ppg)w |
| 1963 | Ole Miss (3.7 ppg) |
| 1966 | Alabama (3.7 ppg) |
| 1968 | Georgia (9.8 ppg) |
| 1975 | Alabama (6.0 ppg) |
| 1979 | Alabama (5.3 ppg) |
| 1988 | Auburn (7.2 ppg) |
| 2003 | LSU (11.0 ppg) |
| 2004 | Auburn (11.3 ppg) |
| 2005 | Alabama (10.7 ppg) |
| 2011 | Alabama (8.15 ppg) |
| 2012 | Alabama (10.93 ppg) |
| 2014 | Ole Miss (16.0 ppg) |
| 2016 | Alabama (13.0 ppg) |
| 2017 | Alabama (11.9 ppg) |
| 2019 | Georgia (12.6 ppg) |
| 2021 | Georgia (10.2 ppg) |

| RUSHING DEFENSE | |
|-----------------|------------------------------|
| 1945 | Alabama (33.9 ypg) |
| 1957 | Auburn (67.4 ypg) |
| 1958 | Auburn (79.6 ypg) |
| 1963 | Ole Miss (77.3 ypg) |
| 1969 | LSU (38.9 ypg) |
| 1970 | LSU (52.2 ypg) |
| 1988 | Auburn (63.2 ypg) |
| 1992 | Alabama (55.0 ypg) |
| 1999 | Mississippi State (66.9 ypg) |
| 2011 | Alabama (72.15 ypg) |
| 2012 | Alabama (76.36 ypg) |
| 2015 | Alabama (75.7 ypg) |
| 2016 | Alabama (63.9 ypg) |
| 2017 | Alabama (94.7 ypg) |
| 2019 | Georgia (74.6 ypg) |
| 2020 | Georgia (72.3 ypg) |
| 2022 | Georgia (77.1 ypg) |

| TOTAL DEFENSE | |
|---------------|-------------------------------|
| 1938 | Alabama (77.9 ypg) |
| 1945 | Alabama (109.9 ypg) |
| 1948 | Georgia Tech (151.3 ypg) |
| 1949 | Kentucky (153.8 ypg) |
| 1952 | Tennessee (166.7 ypg) |
| 1954 | Ole Miss (172.3 ypg) |
| 1957 | Auburn (133.0 ypg) |
| 1958 | Auburn (157.5 ypg) |
| 1961 | Alabama (132.6 ypg) |
| 1962 | Ole Miss (142.2 ypg) |
| 1964 | Auburn (164.7 ypg) |
| 1988 | Auburn (218.1 ypg) |
| 1992 | Alabama (194.2 ypg) |
| 1993 | Ole Miss (234.6 ypg) |
| 1999 | Mississippi State (222.5 ypg) |
| 2003 | LSU (252.0 ypg) |
| 2011 | Alabama (183.62 ypg) |
| 2012 | Alabama (250.00 ypg) |

| | |
|------|-------------------------------|
| 2017 | Alabama (260.4 ypg) |
| 2018 | Mississippi State (263.1 ypg) |

| PASSING DEFENSE | |
|-----------------|-------------------------|
| 1950 | Tennessee (67.5 ypg) |
| 1953 | Alabama (45.6 ypg) |
| 1954 | Florida (42.0 ypg) |
| 1957 | Georgia Tech (33.4 ypg) |
| 1959 | Alabama (45.7 ypg) |
| 1972 | Vanderbilt (80.3 ypg) |
| 1990 | Alabama (82.47 ypg) |
| 2004 | Alabama (113.1 ypg) |
| 2011 | Alabama (111.46 ypg) |
| 2015 | Georgia (156.5 ypg) |
| 2022 | Texas A&M (156.2 ypg) |

| SCORING OFFENSE | |
|-----------------|----------------------|
| 1946 | Georgia (37.2 ppg) |
| 1996 | Florida (46.6 ppg) |
| 2019 | LSU (48.4 ppg) |
| 2022 | Tennessee (46.1 ppg) |
| 2023 | LSU (45.5 ppg) |

| TOTAL OFFENSE | |
|---------------|-----------------------|
| 1942 | Georgia (429.5 ypg) |
| 1961 | Ole Miss (418.7 ypg) |
| 2019 | LSU (568.5 ypg) |
| 2022 | Tennessee (525.5 ypg) |
| 2023 | LSU (543.5 ypg) |

| PASSING OFFENSE | |
|-----------------|---------------------|
| 1970 | Auburn (288.5 ypg) |
| 1994 | Georgia (338.3 ypg) |
| 2001 | Florida (405.2 ypg) |
| 2020 | Florida (378.6 ypg) |

| RUSHING OFFENSE | |
|-----------------|--------------------|
| 2013 | Auburn (328.3 ypg) |

| PUNT RETURNS | |
|--------------|-----------------------|
| 1991 | Alabama (16.8 ypa) |
| 2006 | Kentucky (20.4 ypa) |
| 2009 | LSU (18.85 ypa) |
| 2015 | Texas A&M (19.68 ypa) |
| 2016 | Texas A&M (25.36 ypa) |
| 2019 | Alabama (24.1 ypa) |

| KICKOFF RETURNS | |
|-----------------|-------------------------------|
| 2005 | Arkansas (29.2 ypa) |
| 2015 | Tennessee (33.41 ypa) |
| 2022 | Mississippi State (27.83 ypa) |

| PASS EFFICIENCY | |
|-----------------|-------------------------|
| 2001 | Florida (170.1 rating) |
| 2009 | Florida (167.31 rating) |
| 2010 | Auburn (180.6 rating) |
| 2012 | Alabama (174.32 rating) |
| 2018 | Alabama (197.34 rating) |
| 2020 | Alabama (198.99 rating) |
| 2023 | LSU (192.53 rating) |

| NET PUNTING | |
|-------------|------------------------|
| 1997 | LSU (43.26 avg.) |
| 2009 | Georgia (41.95 avg.) |
| 2013 | Alabama (42.43 avg.) |
| 2014 | Alabama (44.67 avg.) |
| 2018 | Texas A&M (44.74 avg.) |
| 2019 | Kentucky (44.5 avg.) |



RECORDS AND RESULTS

INDIVIDUAL CHAMPIONS

TOTAL OFFENSE

Frank Sinkwich, Georgia, 1942 (2,187 yards)
 Travis Tidwell, Auburn, 1946 (1,715 yards)
 Pat Sullivan, Auburn, 1970 (285.6 ypg)
 Rex Grossman, Florida, 2001 (354.9 ypg)
 Johnny Manziel, Texas A&M, 2012 (393.54 ypg)
 Matt Corral, Ole Miss, 2020 (384.3 ypg)
 Jayden Daniels, LSU, 2023 (412.2 ypg)

RUSHING

Frank Sinkwich, Georgia, 1941 (1,103 yards)
 John Dottley, Ole Miss, 1949 (1,312 yards)
 Derrick Henry, Alabama, 2015 (2,219 yards)

RUSHING YARDS PER GAME

Leonard Fournette, LSU, 2015 (162.8)
 Cody Schrader, Missouri, 2023 (125.2)

PASSING

Johnny Cook, Georgia, 1943 (73-157; 1,005 yards)
 Travis Tidwell, Auburn, 1946 (79-158; 943 yards)
 Charley Conerly, Ole Miss, 1947 (133-233; 1,367 yards)
 Joe Burrow, LSU, 2019 (402-527; 5,671 yards)
 Mac Jones, Alabama, 2020 (311-402; 4,500 yards)

PASSING EFFICIENCY

Charlie Conerly, Ole Miss, 1947 (125.8)
 Babe Parilli, Kentucky, 1951 (130.8)
 Steve Sloan, Alabama, 1965 (153.8)
 Dewey Warren, Tennessee, 1966 (142.2)
 Danny Wuerffel, Florida, 1995 (178.4)
 Rex Grossman, Florida, 2001 (170.8)
 Tim Tebow, Florida, 2009 (164.17)
 A.J. McCarron, Alabama, 2012 (175.28)
 Tua Tagovailoa, Alabama, 2018 (199.4)
 Joe Burrow, LSU, 2019 (202.0)
 Mac Jones, Alabama, 2020 (203.1)
 Jayden Daniels, LSU, 2023 (208.0)

RECEPTIONS PER GAME

Ken Kavanaugh, LSU, 1939 (30 for 467)
 Reid Moseley, Georgia, 1944 (32 for 506)
 Reid Moseley, Georgia, 1945 (31 for 662)
 Barney Poole, Ole Miss, 1947 (52 for 513)
 John Carson, Georgia, 1953 (45 for 663)
 Bob Goodridge, Vanderbilt, 1967 (79 for 1,114)
 Keith Edwards, Vanderbilt, 1983 (97 for 909)
 Elijah Moore, Ole Miss, 2020 (86 for 1,193)

RECEIVING YARDS PER GAME

Josh Reed, LSU, 2001 (94 for 1,740)
 Elijah Moore, Ole Miss, 2020 (86 for 1,193)
 Malik Nabers, LSU, 2023 (89 for 1,569)

SCORING

Parker Hall, Ole Miss, 1938 (73 pts.; 11 TDs, 7 PATs)
 Steve Van Buren, LSU, 1943 (98 pts.; 14 TDs, 14 PATs)
 Jackie Parker, Mississippi State, 1952 (120 pts.; 16 TDs, 24 PATs)
 Garrison Hearst, Georgia, 1992 (126 pts.; 21 TDs)
 Shaun Alexander, Alabama, 1999 (144 pts.; 24 TDs)

INTERCEPTIONS

Bobby Wilson, Ole Miss, 1949 (10 for 70 yards)
 Hootie Ingram, Alabama, 1952 (10 for 63 yards)
 Jeff Hipp, Georgia, 1980 (8 for 104)*
 Terry Hoage, Georgia, 1982 (12 for 51)
 Chris White, Tennessee, 1985 (9 for 168)*
 Deon Grant, Tennessee, 1999 (9 for 167 yards)*
 Eric Berry, Tennessee, 2008 (7 for 265 yards)

PUNTING

Bobby Cifers, Tennessee, 1942 (42.9 average)
 Zeke Bratowski, Georgia, 1953 (42.6 average)
 Don Chandler, Florida, 1955 (44.3 average)
 Bobby Walden, Georgia, 1958 (45.3 average)
 Frank Lambert, Ole Miss, 1964 (44.1 average)
 Ron Widby, Tennessee, 1967 (43.8 average)
 Jim Miller, Ole Miss, 1977 (45.9 average)
 Ricky Anderson, Vanderbilt, 1984 (48.2 average)
 Bill Marinangel, Vanderbilt, 1996 (46.57 average)
 Chad Kessler, LSU, 1997 (50.3 average)
 Drew Butler, Georgia, 2009 (48.05 average)
 Tyler Campbell, Ole Miss, 2010 (46.4 average)
 JK Scott, Alabama, 2014 (48.0 average)
 Johnny Townsend, Florida, 2016 (47.9 average)
 Johnny Townsend, Florida, 2017 (47.5 average)
 Braden Mann, Texas A&M, 2018 (51.0 average)
 Max Duffy, Kentucky, 2019 (48.1 average)

PUNT RETURNS

Junie Hovious, Ole Miss, 1940 (15.1 ypr)
 Harry Gilmer, Alabama, 1946 (11.8 ypr)
 Lee Nalley, Vanderbilt, 1948 (18.4 ypr)
 Lee Nalley, Vanderbilt, 1949 (14.2 ypr)
 Bill Stacy, Mississippi State, 1956 (12.1 ypr)
 Scott Woerner, Georgia, 1980 (15.7 ypr)
 Glen Young, Mississippi State, 1981 (16.2 ypr)
 Lionel James, Auburn, 1982 (15.8 ypr)
 Ricky Nattiel, Florida, 1984 (15.7 ypr)
 Skyler Green, LSU, 2003 (18.5 ypr)
 Cameron Sutton, Tennessee, 2015 (18.7 ypr)
 Jaylen Waddle, Alabama, 2019 (24.4 ypr)

KICKOFF RETURNS

Max McGee, Tulane, 1953 (21.8 ypr)
 Dan Bland, Mississippi State, 1964 (27.9 ypr)
 Marcus Rhoden, Mississippi State, 1966 (22.0 ypr)
 Dale Carter, Tennessee, 1990 (29.8 ypr)
 Eric Moulds, Mississippi State, 1994 (32.8 ypr)
 Evan Berry, Tennessee, 2015 (38.3 ypr)
 Lideatrick Griffin, Mississippi State, 2022 (32.3 ypr)
 Barion Brown, Kentucky, 2023 (36.0 ypr)

FIELD GOALS PER GAME

Ed Dyas, Auburn, 1960 (13 of 18)
 Al Woodall, Auburn, 1962 (8 of 20)*
 Billy Lothridge, Ga. Tech, 1963 (12 of 16)
 Doug Moreau, LSU, 1964 (13 of 20)
 Kim Braswell, Georgia, 1970 (13 of 17)
 Kevin Butler, Georgia, 1981 (19 of 26)*
 Philip Doyle, Alabama, 1989 (22 of 25, 2.00 FGPG)*
 Philip Doyle, Alabama, 1990 (24 of 29, 2.18 FGPG)
 Michael Proctor, Alabama, 1993 (22 of 29, 1.8 FGPG)
 Billy Bennett, Georgia, 2003 (31 of 38, 2.21 FGPG)
 Josh Jasper, LSU, 2010 (28 of 34, 2.15 FGPG)
 Marshall Morgan, Georgia, 2013 (22 of 24, 2.0 FGPG)

SCORING (KICKERS)

Hugh Morrow, Alabama, 1945 (46 of 46 PATs)
 George Jernigan, Georgia, 1946 (47 of 47 PATs)
 Pepper Rodgers, Ga. Tech, 1952 (48 on 36 PATs, 4 FGs)
 Paige Cothorn, Ole Miss, 1955 (38 on 20 PATs, 6 FGs)
 Bob Khayat, Ole Miss, 1958 (34 on 22 PATs, 4 FGs)
 Bob Khayat, Ole Miss, 1959 (40 on 25 PATs, 5 FGs)
 Ed Dyas, Auburn, 1960 (51 on 12 PATs, 13 FGs)
 David Ray, Alabama, 1964 (52 on 23 PATs, 12 FGs)
 Cade York, LSU, 2019 (152 on 89 PATs, 21 FGs)

ALL-PURPOSE RUNNING

Parker Hall, Ole Miss, 1938 (129.1 ypg)

TOTAL TACKLES

Hunter Hillenmeyer, Vanderbilt, 2002 (168 in 12 games)
 Kentrell Brothers, Missouri, 2015 (152 in 12 games)
 Grant Morgan, Arkansas, 2020 (111 in 9 games)

SOLO TACKLES

Patrick Willis, Ole Miss, 2005 (90 in 10 games)

TACKLES FOR LOSS

Jarvis Jones, Georgia, 2012 (2.04 per game)
 Will Anderson, Alabama, 2021 (2.3 per game)

*-tied for National Championship

RECORDS AND RESULTS

ANNUAL TEAM STATISTICAL LEADERS

SCORING OFFENSE

| Year | School | G | Pts | Avg |
|------|--------------|----|-----|------|
| 1933 | LSU | 10 | 176 | 17.6 |
| | Tennessee | 10 | 176 | 17.6 |
| 1934 | Alabama | 9 | 287 | 31.9 |
| 1935 | Ole Miss | 11 | 292 | 26.5 |
| 1936 | LSU | 10 | 281 | 28.1 |
| 1937 | Alabama | 9 | 225 | 25.0 |
| 1938 | Tennessee | 10 | 276 | 27.6 |
| 1939 | Ole Miss | 9 | 230 | 25.6 |
| 1940 | Tennessee | 10 | 319 | 31.9 |
| 1941 | Georgia | 10 | 279 | 27.9 |
| 1942 | Georgia | 11 | 367 | 33.4 |
| 1943 | Georgia Tech | 10 | 280 | 28.0 |
| 1944 | Georgia | 10 | 269 | 26.9 |
| 1945 | Alabama | 9 | 396 | 44.0 |
| 1946 | Georgia | 10 | 372 | 37.2 |
| 1947 | Ole Miss | 10 | 256 | 25.6 |
| 1948 | Vanderbilt | 11 | 328 | 29.8 |
| 1949 | Kentucky | 11 | 304 | 27.6 |
| 1950 | Kentucky | 11 | 380 | 34.5 |
| 1951 | Tennessee | 10 | 373 | 37.3 |
| 1952 | Florida | 10 | 290 | 29.0 |
| 1953 | Auburn | 10 | 257 | 25.7 |
| 1954 | Ole Miss | 10 | 283 | 28.3 |
| 1955 | Ole Miss | 10 | 251 | 25.1 |
| 1956 | Tennessee | 10 | 268 | 26.8 |
| 1957 | Ole Miss | 10 | 232 | 23.2 |
| 1958 | LSU | 10 | 275 | 27.5 |
| 1959 | Ole Miss | 10 | 329 | 32.9 |
| 1960 | Ole Miss | 10 | 266 | 26.6 |
| 1961 | Ole Miss | 10 | 326 | 32.6 |
| 1962 | Alabama | 10 | 272 | 27.2 |
| 1963 | Ole Miss | 9 | 207 | 23.0 |
| 1964 | Alabama | 10 | 233 | 23.3 |
| 1965 | LSU | 10 | 251 | 25.1 |
| 1966 | Alabama | 10 | 265 | 26.5 |
| 1967 | Tennessee | 10 | 259 | 25.9 |
| 1968 | Georgia | 10 | 282 | 28.2 |
| 1969 | Auburn | 10 | 363 | 36.3 |
| 1970 | Auburn | 10 | 355 | 35.5 |
| 1971 | Alabama | 11 | 362 | 32.9 |
| 1972 | Alabama | 11 | 393 | 35.7 |
| 1973 | Alabama | 11 | 454 | 41.3 |
| 1974 | Alabama | 11 | 318 | 28.9 |
| 1975 | Alabama | 11 | 361 | 32.8 |
| 1976 | Georgia | 11 | 324 | 29.5 |
| 1977 | LSU | 11 | 375 | 34.1 |
| 1978 | Alabama | 11 | 331 | 30.1 |
| 1979 | Alabama | 11 | 359 | 32.6 |
| 1980 | Alabama | 11 | 322 | 29.3 |
| 1981 | Georgia | 11 | 352 | 32.0 |
| 1982 | LSU | 11 | 365 | 33.2 |
| 1983 | Alabama | 11 | 338 | 30.7 |
| 1984 | Florida | 11 | 341 | 31.0 |
| 1985 | Auburn | 11 | 328 | 29.8 |
| 1986 | Auburn | 11 | 379 | 34.5 |
| 1987 | Tennessee | 12 | 395 | 32.9 |
| 1988 | Auburn | 11 | 331 | 30.1 |
| 1989 | Alabama | 11 | 332 | 30.2 |
| 1990 | Tennessee | 12 | 440 | 36.7 |
| 1991 | Florida | 11 | 361 | 32.8 |
| 1992 | Georgia | 11 | 352 | 32.0 |
| 1993 | Tennessee | 11 | 471 | 42.8 |
| 1994 | Florida | 12 | 521 | 43.4 |
| 1995 | Florida | 12 | 534 | 44.5 |
| 1996 | Florida | 12 | 559 | 46.6 |
| 1997 | Florida | 11 | 409 | 37.2 |
| 1998 | Kentucky | 11 | 417 | 37.9 |
| 1999 | Tennessee | 11 | 348 | 31.6 |
| 2000 | Florida | 12 | 448 | 37.3 |
| 2001 | Florida | 11 | 482 | 43.8 |
| 2002 | Georgia | 14 | 450 | 32.1 |
| 2003 | Ole Miss | 13 | 442 | 34.0 |

| | | | | |
|------|-----------|----|-----|------|
| 2004 | Auburn | 13 | 417 | 32.1 |
| 2005 | Auburn | 12 | 386 | 32.2 |
| 2006 | LSU | 13 | 438 | 33.7 |
| 2007 | Florida | 13 | 552 | 42.5 |
| 2008 | Florida | 14 | 611 | 43.6 |
| 2009 | Arkansas | 13 | 468 | 36.0 |
| 2010 | Auburn | 14 | 577 | 41.2 |
| 2011 | Arkansas | 13 | 478 | 36.8 |
| 2012 | Texas A&M | 13 | 578 | 44.5 |
| 2013 | Texas A&M | 13 | 575 | 44.2 |
| 2014 | Georgia | 13 | 537 | 41.3 |
| 2015 | Ole Miss | 13 | 531 | 40.8 |
| 2016 | Alabama | 15 | 582 | 38.8 |
| 2017 | Missouri | 13 | 488 | 37.5 |
| 2018 | Alabama | 15 | 684 | 45.6 |
| 2019 | LSU | 15 | 726 | 48.4 |
| 2020 | Alabama | 11 | 547 | 49.7 |
| 2021 | Alabama | 15 | 598 | 39.9 |
| 2022 | Tennessee | 12 | 599 | 46.1 |
| 2023 | LSU | 13 | 592 | 45.5 |

SCORING DEFENSE

| Year | School | G | Pts | Avg |
|------|-------------------|----|-----|------|
| 1933 | Alabama | 9 | 17 | 1.9 |
| 1934 | Alabama | 9 | 32 | 3.6 |
| 1935 | LSU | 10 | 38 | 3.8 |
| 1936 | Mississippi State | 10 | 25 | 2.5 |
| 1937 | Alabama | 9 | 20 | 2.2 |
| 1938 | Tennessee | 10 | 16 | 1.6 |
| 1939 | Tennessee | 10 | 0 | 0.0 |
| 1940 | Tennessee | 10 | 26 | 2.6 |
| 1941 | Mississippi State | 10 | 55 | 5.5 |
| 1942 | Tennessee | 10 | 54 | 5.4 |
| 1943 | Georgia Tech | 10 | 124 | 12.4 |
| 1944 | Tennessee | 9 | 48 | 5.3 |
| 1945 | Alabama | 9 | 66 | 7.3 |
| 1946 | Vanderbilt | 9 | 43 | 4.8 |
| 1947 | Georgia Tech | 10 | 35 | 3.5 |
| 1948 | Tulane | 10 | 60 | 6.0 |
| 1949 | Kentucky | 11 | 53 | 4.8 |
| 1950 | Tennessee | 11 | 57 | 5.2 |
| 1951 | Georgia Tech | 11 | 76 | 6.9 |
| 1952 | Georgia Tech | 11 | 52 | 4.7 |
| 1953 | Georgia Tech | 11 | 92 | 8.4 |
| 1954 | Ole Miss | 10 | 47 | 4.7 |
| 1955 | Georgia Tech | 10 | 46 | 4.6 |
| 1956 | Georgia Tech | 10 | 33 | 3.3 |
| 1957 | Auburn | 10 | 28 | 2.8 |
| 1958 | LSU | 10 | 53 | 5.3 |
| 1959 | Ole Miss | 10 | 21 | 2.1 |
| 1960 | LSU | 10 | 50 | 5.0 |
| 1961 | Alabama | 10 | 22 | 2.2 |
| 1962 | LSU | 10 | 34 | 3.4 |
| 1963 | Ole Miss | 9 | 33 | 3.7 |
| 1964 | Alabama | 10 | 67 | 6.7 |
| 1965 | Alabama | 10 | 79 | 7.9 |
| 1966 | Alabama | 10 | 37 | 3.7 |
| 1967 | Georgia | 10 | 105 | 10.5 |
| 1968 | Georgia | 10 | 98 | 9.8 |
| 1969 | LSU | 10 | 91 | 9.1 |
| 1970 | LSU | 11 | 96 | 8.7 |
| 1971 | Alabama | 11 | 84 | 7.6 |
| 1972 | Tennessee | 11 | 83 | 7.5 |
| 1973 | Alabama | 11 | 89 | 8.1 |
| 1974 | Alabama | 11 | 83 | 7.5 |
| 1975 | Alabama | 11 | 66 | 6.0 |
| 1976 | Georgia | 11 | 118 | 10.7 |
| 1977 | Kentucky | 11 | 111 | 10.1 |
| 1978 | Alabama | 11 | 161 | 14.6 |
| 1979 | Alabama | 11 | 58 | 5.3 |
| 1980 | Alabama | 11 | 96 | 8.7 |
| 1981 | Georgia | 11 | 98 | 8.9 |
| 1982 | Georgia | 11 | 133 | 12.1 |

| | | | | |
|------|-------------------|----|-----|------|
| 1983 | Tennessee | 11 | 142 | 12.9 |
| 1984 | Florida | 11 | 170 | 15.5 |
| 1985 | LSU | 11 | 113 | 10.3 |
| 1986 | Auburn | 11 | 115 | 10.5 |
| 1987 | Auburn | 11 | 116 | 10.6 |
| 1988 | Auburn | 11 | 79 | 7.2 |
| 1989 | Auburn | 11 | 117 | 10.6 |
| 1990 | Alabama | 11 | 127 | 11.6 |
| 1991 | Alabama | 11 | 118 | 10.7 |
| 1992 | Alabama | 12 | 109 | 9.1 |
| 1993 | Ole Miss | 11 | 142 | 12.9 |
| 1994 | Alabama | 12 | 173 | 14.4 |
| 1995 | LSU | 11 | 160 | 14.6 |
| 1996 | Tennessee | 11 | 157 | 14.3 |
| 1997 | LSU | 11 | 179 | 16.3 |
| 1998 | Florida | 11 | 155 | 14.1 |
| 1999 | Mississippi State | 11 | 149 | 13.5 |
| 2000 | South Carolina | 11 | 174 | 15.8 |
| 2001 | Florida | 11 | 155 | 14.1 |
| 2002 | Georgia | 14 | 212 | 15.1 |
| 2003 | LSU | 14 | 154 | 11.0 |
| 2004 | Auburn | 13 | 147 | 11.3 |
| 2005 | Alabama | 12 | 128 | 10.7 |
| 2006 | LSU | 13 | 164 | 12.6 |
| 2007 | Auburn | 13 | 220 | 16.9 |
| 2008 | Florida | 14 | 181 | 12.9 |
| 2009 | Alabama | 14 | 164 | 11.7 |
| 2010 | Alabama | 13 | 176 | 13.5 |
| 2011 | Alabama | 13 | 106 | 8.2 |
| 2012 | Alabama | 14 | 153 | 10.9 |
| 2013 | Alabama | 13 | 181 | 13.9 |
| 2014 | Ole Miss | 13 | 208 | 16.0 |
| 2015 | Alabama | 15 | 227 | 15.1 |
| 2016 | Alabama | 15 | 195 | 13.0 |
| 2017 | Alabama | 14 | 167 | 11.9 |
| 2018 | Mississippi State | 13 | 171 | 13.2 |
| 2019 | Georgia | 14 | 176 | 12.6 |
| 2020 | Alabama | 11 | 214 | 19.5 |
| 2021 | Georgia | 15 | 153 | 10.2 |
| 2022 | Georgia | 15 | 214 | 14.3 |
| 2023 | Georgia | 14 | 219 | 15.6 |

RUSHING OFFENSE

| Year | School | G | Atts | Yds | Avg |
|------|-----------|----|------|------|-------|
| 1948 | Tulane | 10 | | 2393 | 239.3 |
| 1949 | Ole Miss | 10 | 531 | 2529 | 252.9 |
| 1950 | Alabama | 11 | 586 | 3007 | 273.4 |
| 1951 | Tennessee | 10 | 553 | 3068 | 306.8 |
| 1952 | Alabama | 11 | 608 | 2737 | 250.6 |
| 1953 | Auburn | 10 | 467 | 2255 | 225.5 |
| 1954 | Auburn | 10 | 507 | 2496 | 249.6 |
| 1955 | Auburn | 10 | 464 | 2413 | 241.3 |
| 1956 | Auburn | 10 | 515 | 2760 | 276.0 |
| 1957 | Ole Miss | 10 | 582 | 3063 | 306.3 |
| 1958 | Ole Miss | 10 | 503 | 2096 | 209.6 |
| 1959 | Ole Miss | 10 | 528 | 2394 | 239.4 |
| 1960 | Ole Miss | 10 | 475 | 2283 | 228.3 |
| 1961 | Ole Miss | 10 | 472 | 2362 | 236.2 |
| 1962 | Ole Miss | 9 | 467 | 2153 | 239.2 |
| 1963 | LSU | 10 | | 2087 | 208.7 |
| 1964 | Alabama | 10 | 445 | 1799 | 179.9 |
| 1965 | LSU | 10 | 497 | 2077 | 207.7 |
| 1966 | Georgia | 10 | 515 | 1953 | 195.3 |
| 1967 | LSU | 10 | 554 | 2361 | 236.1 |
| 1968 | Georgia | 10 | 609 | 1988 | 198.8 |
| 1969 | Auburn | 10 | 471 | 2241 | 224.1 |
| 1970 | Tennessee | 11 | 563 | 2365 | 215.0 |
| 1971 | Alabama | 11 | 705 | 3565 | 324.1 |
| 1972 | Alabama | 11 | 704 | 3332 | 302.9 |
| 1973 | Alabama | 11 | 664 | 4027 | 366.1 |
| 1974 | Alabama | 11 | 686 | 3288 | 298.9 |
| 1975 | Florida | 11 | 657 | 3326 | 302.4 |
| 1976 | Georgia | 11 | 693 | 3075 | 279.5 |



RECORDS AND RESULTS

| | | | | | |
|------|-------------------|----|-----|------|-------|
| 1977 | LSU | 11 | 674 | 3352 | 304.7 |
| 1978 | Alabama | 11 | 638 | 3158 | 287.1 |
| 1979 | Alabama | 11 | 763 | 3792 | 344.7 |
| 1980 | Alabama | 11 | 632 | 3381 | 307.4 |
| 1981 | Georgia | 11 | 656 | 3102 | 282.0 |
| 1982 | Georgia | 11 | 647 | 3023 | 274.8 |
| 1983 | Auburn | 11 | 600 | 3231 | 293.7 |
| 1984 | Auburn | 12 | 673 | 3086 | 257.2 |
| 1985 | Auburn | 11 | 620 | 3438 | 312.5 |
| 1986 | Alabama | 12 | 585 | 3167 | 263.9 |
| 1987 | Georgia | 11 | 596 | 3016 | 274.2 |
| 1988 | Georgia | 11 | 547 | 2778 | 252.5 |
| 1989 | Tennessee | 11 | 582 | 2701 | 245.6 |
| 1990 | Vanderbilt | 11 | 538 | 2498 | 227.1 |
| 1991 | Alabama | 11 | 557 | 2772 | 252.0 |
| 1992 | Georgia | 11 | 458 | 2584 | 234.9 |
| 1993 | Tennessee | 11 | 442 | 2621 | 238.3 |
| 1994 | Tennessee | 11 | 537 | 2543 | 231.2 |
| 1995 | Auburn | 11 | 413 | 2158 | 196.2 |
| 1996 | LSU | 11 | 488 | 2322 | 211.1 |
| 1997 | LSU | 11 | 521 | 2823 | 256.6 |
| 1998 | Tennessee | 12 | 517 | 2536 | 211.3 |
| 1999 | Tennessee | 11 | 459 | 2104 | 191.3 |
| 2000 | Mississippi State | 11 | 461 | 2132 | 193.8 |
| 2001 | Alabama | 11 | 472 | 2490 | 226.4 |
| 2002 | Arkansas | 14 | 643 | 3065 | 218.9 |
| 2003 | Arkansas | 13 | 626 | 3145 | 241.9 |
| 2004 | LSU | 12 | 506 | 2326 | 193.8 |
| 2005 | Arkansas | 11 | 481 | 2386 | 216.9 |
| 2006 | Arkansas | 14 | 539 | 3199 | 228.5 |
| 2007 | Arkansas | 13 | 625 | 3725 | 286.5 |
| 2008 | Florida | 14 | 545 | 3236 | 231.1 |
| 2009 | Mississippi State | 12 | 555 | 2731 | 227.6 |
| 2010 | Auburn | 14 | 652 | 3987 | 284.8 |
| 2011 | Alabama | 13 | 508 | 2788 | 214.5 |
| 2012 | Texas A&M | 13 | 533 | 3147 | 242.1 |
| 2013 | Auburn | 14 | 729 | 4596 | 328.3 |
| 2014 | Georgia | 13 | 554 | 3365 | 258.8 |
| 2015 | LSU | 12 | 505 | 3082 | 256.8 |
| 2016 | Auburn | 13 | 645 | 3527 | 271.3 |
| 2017 | Georgia | 15 | 348 | 3876 | 258.4 |
| 2018 | Georgia | 14 | 567 | 3343 | 238.8 |
| 2019 | Kentucky | 13 | 573 | 3624 | 278.8 |
| 2020 | Ole Miss | 9 | 427 | 1959 | 217.7 |
| 2021 | Arkansas | 13 | 588 | 2961 | 227.8 |
| 2022 | Ole Miss | 13 | 614 | 3336 | 256.6 |
| 2023 | Tennessee | 13 | 489 | 2663 | 204.9 |

PASSING OFFENSE

| Year | School | G | Att | Cmp | Yds | Avg |
|------|-------------------|----|-----|-----|------|-------|
| 1948 | Georgia Tech | 10 | 206 | 112 | 1746 | 174.6 |
| 1949 | Ole Miss | 10 | 149 | 67 | 1335 | 133.5 |
| 1950 | Kentucky | 11 | 230 | 125 | 1714 | 155.8 |
| 1951 | Georgia | 10 | 265 | 121 | 1618 | 161.8 |
| 1952 | Georgia | 11 | 266 | 134 | 1878 | 170.7 |
| 1953 | Georgia | 11 | 247 | 118 | 1575 | 143.2 |
| 1954 | Ole Miss | 10 | 175 | 81 | 1554 | 155.4 |
| 1955 | Georgia | 10 | 145 | 66 | 1156 | 115.6 |
| 1956 | Ole Miss | 10 | 173 | 79 | 1215 | 121.5 |
| 1957 | Vanderbilt | 10 | 134 | 58 | 776 | 77.6 |
| 1958 | Auburn | 10 | 179 | 86 | 1211 | 121.1 |
| 1959 | Ole Miss | 10 | 170 | 81 | 1295 | 129.5 |
| 1960 | Kentucky | 10 | 220 | 114 | 1633 | 163.3 |
| 1961 | Ole Miss | 10 | 202 | 109 | 1827 | 182.7 |
| 1962 | Auburn | 10 | 258 | 122 | 1512 | 151.2 |
| 1963 | Ole Miss | 9 | 191 | 103 | 1506 | 167.3 |
| 1964 | Kentucky | 10 | 230 | 114 | 1609 | 160.9 |
| 1965 | Florida | 10 | 309 | 158 | 2033 | 203.3 |
| 1966 | Florida | 10 | 328 | 199 | 2242 | 224.2 |
| 1967 | Florida | 10 | 284 | 149 | 1954 | 195.4 |
| 1968 | Mississippi State | 10 | 342 | 186 | 2047 | 204.7 |
| 1969 | Florida | 10 | 413 | 233 | 3016 | 301.6 |
| 1970 | Auburn | 10 | 311 | 181 | 2885 | 288.5 |
| 1971 | Auburn | 10 | 316 | 180 | 2277 | 227.7 |
| 1972 | LSU | 11 | 247 | 125 | 1701 | 154.6 |
| 1973 | Mississippi State | 11 | 238 | 119 | 1630 | 148.2 |

| | | | | | | |
|------|-------------------|----|-----|-----|------|-------|
| 1974 | Vanderbilt | 11 | 212 | 119 | 1676 | 152.4 |
| 1975 | Tennessee | 12 | 211 | 102 | 1686 | 140.5 |
| 1976 | Florida | 11 | 191 | 106 | 1783 | 162.1 |
| 1977 | Vanderbilt | 11 | 283 | 137 | 1683 | 153.0 |
| 1978 | Mississippi State | 11 | 311 | 177 | 2637 | 239.7 |
| 1979 | LSU | 11 | 295 | 137 | 2061 | 187.4 |
| 1980 | Ole Miss | 11 | 295 | 164 | 2045 | 185.9 |
| 1981 | Vanderbilt | 11 | 476 | 269 | 3036 | 276.0 |
| 1982 | Vanderbilt | 11 | 454 | 252 | 2837 | 257.9 |
| 1983 | Vanderbilt | 11 | 519 | 296 | 3299 | 293.7 |
| 1984 | Vanderbilt | 11 | 437 | 246 | 2920 | 265.5 |
| 1985 | Florida | 11 | 304 | 189 | 2924 | 265.8 |
| 1986 | LSU | 11 | 335 | 207 | 2623 | 235.8 |
| 1987 | LSU | 11 | 311 | 187 | 2554 | 232.2 |
| 1988 | Vanderbilt | 11 | 370 | 202 | 2652 | 241.1 |
| 1989 | LSU | 11 | 327 | 188 | 2839 | 258.1 |
| 1990 | Florida | 11 | 415 | 246 | 3197 | 290.6 |
| 1991 | Florida | 11 | 390 | 235 | 3393 | 308.5 |
| 1992 | Florida | 12 | 503 | 290 | 3440 | 286.7 |
| 1993 | Florida | 12 | 488 | 284 | 4072 | 339.3 |
| 1994 | Georgia | 11 | 462 | 276 | 3721 | 338.3 |
| 1995 | Florida | 12 | 457 | 287 | 4330 | 360.8 |
| 1996 | Florida | 12 | 412 | 234 | 4007 | 333.9 |
| 1997 | Kentucky | 11 | 562 | 374 | 4019 | 365.4 |
| 1998 | Kentucky | 11 | 574 | 414 | 4534 | 412.2 |
| 1999 | Kentucky | 11 | 468 | 304 | 3289 | 299.0 |
| 2000 | Kentucky | 11 | 564 | 322 | 3689 | 335.4 |
| 2001 | Florida | 11 | 464 | 299 | 4457 | 405.2 |
| 2002 | Florida | 13 | 517 | 295 | 3519 | 270.7 |
| 2003 | Ole Miss | 13 | 449 | 282 | 3718 | 286.0 |
| 2004 | Florida | 12 | 407 | 243 | 3253 | 271.1 |
| 2005 | Vanderbilt | 11 | 467 | 274 | 3086 | 280.5 |
| 2006 | Kentucky | 13 | 436 | 273 | 3597 | 276.7 |
| 2007 | Kentucky | 13 | 528 | 331 | 3743 | 287.9 |
| 2008 | Georgia | 13 | 400 | 246 | 3610 | 277.7 |
| 2009 | Arkansas | 13 | 439 | 237 | 3842 | 295.5 |
| 2010 | Arkansas | 13 | 465 | 301 | 4338 | 337.7 |
| 2011 | Arkansas | 13 | 471 | 299 | 3909 | 300.7 |
| 2012 | Texas A&M | 13 | 492 | 329 | 4114 | 316.5 |
| 2013 | Texas A&M | 13 | 489 | 339 | 4593 | 353.3 |
| 2014 | Texas A&M | 13 | 514 | 332 | 3971 | 305.5 |
| 2015 | Ole Miss | 13 | 489 | 318 | 4351 | 334.7 |
| 2016 | Ole Miss | 12 | 483 | 289 | 3779 | 314.9 |
| 2017 | Ole Miss | 12 | 434 | 281 | 3941 | 328.4 |
| 2018 | Ole Miss | 12 | 441 | 282 | 4157 | 346.4 |
| 2019 | LSU | 15 | 567 | 426 | 6024 | 401.6 |
| 2020 | Florida | 11 | 428 | 296 | 4272 | 388.4 |
| 2021 | Mississippi State | 13 | 704 | 518 | 4918 | 378.3 |
| 2022 | Tennessee | 13 | 422 | 290 | 4239 | 326.1 |
| 2023 | LSU | 13 | 411 | 286 | 4406 | 338.9 |

TOTAL OFFENSE

| Year | School | G | Plays | Yds | Avg |
|------|--------------|----|-------|-------|-------|
| 1948 | Georgia Tech | 10 | 658 | 3549 | 354.9 |
| 1949 | Ole Miss | 10 | 680 | 3864 | 386.4 |
| 1950 | Alabama | 11 | 773 | 4578 | 416.2 |
| 1951 | Ole Miss | 10 | 701 | 3726 | 372.6 |
| 1952 | Ole Miss | 10 | 748 | 3883 | 388.3 |
| 1953 | Auburn | 10 | 607 | 3398 | 339.8 |
| 1954 | Ole Miss | 10 | 664 | 3875 | 387.5 |
| 1955 | Ole Miss | 10 | 609 | 3396 | 339.6 |
| 1956 | Auburn | 10 | 670 | 3749 | 374.9 |
| 1957 | Ole Miss | 10 | 666 | 3562 | 356.2 |
| 1958 | Auburn | 10 | 649 | 3194 | 319.4 |
| 1959 | Ole Miss | 10 | 698 | 3690 | 369.0 |
| 1960 | Ole Miss | 10 | 646 | 3626 | 362.6 |
| 1961 | Ole Miss | 10 | 674 | 4186 | 418.6 |
| 1962 | Ole Miss | 9 | 628 | 3281 | 364.5 |
| 1963 | Ole Miss | 9 | 2944 | 327.1 | |
| 1964 | Alabama | 10 | 620 | 3129 | 312.9 |
| 1965 | Florida | 10 | 719 | 3376 | 337.6 |
| 1966 | Florida | 10 | 714 | 3611 | 361.1 |
| 1967 | Florida | 10 | 799 | 3673 | 367.3 |
| 1968 | Georgia | 10 | 859 | 3917 | 391.7 |
| 1969 | Florida | 10 | 826 | 4348 | 434.8 |
| 1970 | Auburn | 10 | 684 | 4850 | 485.0 |

| | | | | | |
|------|-------------------|----|------|------|-------|
| 1971 | LSU | 11 | 832 | 4263 | 387.5 |
| 1972 | Alabama | 11 | 832 | 4501 | 409.2 |
| 1973 | Alabama | 11 | 758 | 5288 | 480.7 |
| 1974 | Vanderbilt | 11 | 825 | 4570 | 415.5 |
| 1975 | Florida | 11 | 796 | 4460 | 405.5 |
| 1976 | Florida | 11 | 737 | 4400 | 400.0 |
| 1977 | Alabama | 11 | 821 | 4584 | 416.7 |
| 1978 | Alabama | 11 | 796 | 4433 | 403.0 |
| 1979 | Alabama | 11 | 875 | 4715 | 428.6 |
| 1980 | Ole Miss | 11 | 829 | 4286 | 389.6 |
| 1981 | Georgia | 11 | 865 | 4912 | 446.5 |
| 1982 | Mississippi State | 11 | 771 | 4642 | 422.0 |
| 1983 | Alabama | 11 | 823 | 4665 | 424.1 |
| 1984 | Auburn | 12 | 911 | 4923 | 410.2 |
| 1985 | Auburn | 11 | 808 | 4594 | 417.6 |
| 1986 | Auburn | 11 | 766 | 4590 | 417.3 |
| 1987 | LSU | 11 | 747 | 4845 | 440.5 |
| 1988 | Auburn | 11 | 804 | 4774 | 434.0 |
| 1989 | Alabama | 11 | 888 | 4778 | 434.4 |
| 1990 | Florida | 11 | 855 | 4978 | 452.6 |
| 1991 | Tennessee | 11 | 878 | 5145 | 467.7 |
| 1992 | Georgia | 11 | 732 | 4954 | 450.4 |
| 1993 | Tennessee | 11 | 762 | 5286 | 480.6 |
| 1994 | Georgia | 11 | 753 | 5135 | 466.8 |
| 1995 | Florida | 12 | 867 | 6413 | 534.4 |
| 1996 | Florida | 12 | 854 | 6047 | 503.9 |
| 1997 | Tennessee | 12 | 890 | 5794 | 482.8 |
| 1998 | Kentucky | 11 | 911 | 5876 | 534.2 |
| 1999 | Georgia | 11 | 831 | 4576 | 416.0 |
| 2000 | Kentucky | 11 | 869 | 4900 | 445.5 |
| 2001 | Florida | 11 | 788 | 5803 | 527.5 |
| 2002 | Florida | 13 | 982 | 5290 | 406.9 |
| 2003 | Ole Miss | 13 | 940 | 5631 | 433.2 |
| 2004 | Florida | 12 | 822 | 5123 | 426.9 |
| 2005 | Auburn | 12 | 820 | 4918 | 409.8 |
| 2006 | LSU | 13 | 818 | 5427 | 417.5 |
| 2007 | Florida | 13 | 848 | 5943 | 457.2 |
| 2008 | Florida | 14 | 874 | 6231 | 445.1 |
| 2009 | Florida | 14 | 919 | 6410 | 457.9 |
| 2010 | Auburn | 14 | 948 | 6989 | 499.2 |
| 2011 | Arkansas | 13 | 883 | 5695 | 438.1 |
| 2012 | Texas A&M | 13 | 1025 | 7261 | 558.5 |
| 2013 | Texas A&M | 13 | 954 | 6999 | 538.4 |
| 2014 | Mississippi State | 13 | 1001 | 6679 | 513.8 |
| 2015 | Ole Miss | 13 | 952 | 6731 | 517.8 |
| 2016 | Missouri | 12 | 953 | 6071 | 467.0 |
| 2017 | Missouri | 13 | 916 | 6528 | 502.2 |
| 2018 | Alabama | 15 | 1009 | 7830 | 522.0 |
| 2019 | LSU | 15 | 1080 | 8526 | 568.4 |
| 2020 | Ole Miss | 9 | 717 | 5062 | 562.4 |
| 2021 | Ole Miss | 13 | 1017 | 6402 | 492.5 |
| 2022 | Tennessee | 13 | 945 | 6832 | 525.5 |
| 2023 | LSU | 13 | 841 | 7065 | 543.5 |

RUSHING DEFENSE

| Year | School | G | Atts | Yds | Avg |
|------|--------------|----|------|------|-------|
| 1948 | Georgia Tech | 10 | | 749 | 74.9 |
| 1949 | Kentucky | 11 | 455 | 788 | 71.6 |
| 1950 | Tulane | 9 | 373 | 824 | 91.5 |
| 1951 | Georgia Tech | 11 | 477 | 1164 | 105.8 |
| 1952 | Georgia Tech | 11 | 473 | 1175 | 106.8 |
| 1953 | LSU | 11 | 481 | | |

RECORDS AND RESULTS

| | | | | | |
|------|-------------------|----|-----|------|-------|
| 1968 | Alabama | 10 | 401 | 849 | 84.9 |
| 1969 | LSU | 10 | 353 | 384 | 38.4 |
| 1970 | LSU | 11 | 356 | 574 | 52.2 |
| 1971 | Georgia | 11 | 424 | 1076 | 97.8 |
| 1972 | Alabama | 11 | 459 | 1263 | 114.8 |
| 1973 | Alabama | 11 | 487 | 1536 | 139.6 |
| 1974 | Alabama | 11 | 478 | 1599 | 145.4 |
| 1975 | Alabama | 11 | 460 | 1037 | 94.3 |
| 1976 | LSU | 11 | 504 | 1568 | 142.5 |
| 1977 | Kentucky | 11 | 493 | 1322 | 120.2 |
| 1978 | Alabama | 11 | 485 | 1540 | 140.0 |
| 1979 | Alabama | 11 | 393 | 1121 | 101.9 |
| 1980 | Alabama | 11 | 520 | 1394 | 126.7 |
| 1981 | Georgia | 11 | 391 | 797 | 72.5 |
| 1982 | LSU | 11 | 406 | 1004 | 91.3 |
| 1983 | Tennessee | 11 | 433 | 1231 | 111.9 |
| 1984 | Florida | 11 | 406 | 1336 | 121.5 |
| 1985 | Georgia | 11 | 440 | 1095 | 99.5 |
| 1986 | Auburn | 11 | 409 | 1325 | 120.5 |
| 1987 | Auburn | 11 | 437 | 1380 | 125.5 |
| 1988 | Auburn | 11 | 334 | 695 | 63.2 |
| 1989 | Florida | 11 | 397 | 975 | 88.6 |
| 1990 | Florida | 11 | 386 | 941 | 85.6 |
| 1991 | Florida | 11 | 398 | 1103 | 100.3 |
| 1992 | Alabama | 12 | 395 | 660 | 55.0 |
| 1993 | Ole Miss | 11 | 463 | 1127 | 102.5 |
| 1994 | Florida | 12 | 387 | 1015 | 84.6 |
| 1995 | Arkansas | 12 | 424 | 1251 | 104.3 |
| 1996 | Alabama | 12 | 381 | 1110 | 92.5 |
| 1997 | Florida | 11 | 362 | 778 | 70.7 |
| 1998 | Florida | 11 | 393 | 998 | 90.7 |
| 1999 | Mississippi State | 11 | 403 | 736 | 66.9 |
| 2000 | Tennessee | 11 | 338 | 817 | 74.3 |
| 2001 | Tennessee | 11 | 384 | 1024 | 85.3 |
| 2002 | Alabama | 13 | 390 | 1042 | 80.2 |
| 2003 | LSU | 14 | 400 | 938 | 67.0 |
| 2004 | LSU | 12 | 410 | 1197 | 99.8 |
| 2005 | Tennessee | 11 | 356 | 907 | 82.5 |
| 2006 | Florida | 14 | 370 | 1915 | 72.5 |
| 2007 | Florida | 13 | 442 | 1343 | 103.3 |
| 2008 | Alabama | 14 | 391 | 1038 | 74.1 |
| 2009 | Alabama | 14 | 395 | 1094 | 78.1 |
| 2010 | Auburn | 14 | 448 | 1527 | 109.1 |
| 2011 | Alabama | 13 | 386 | 938 | 72.2 |
| 2012 | Alabama | 14 | 440 | 1069 | 76.4 |
| 2013 | Alabama | 13 | 416 | 1381 | 106.2 |
| 2014 | Alabama | 14 | 452 | 1434 | 102.4 |
| 2015 | Alabama | 15 | 468 | 1136 | 75.7 |
| 2016 | Alabama | 15 | 476 | 959 | 63.9 |
| 2017 | Alabama | 14 | 487 | 1326 | 94.7 |
| 2018 | Mississippi State | 13 | 431 | 1236 | 95.1 |
| 2019 | Georgia | 14 | 399 | 1045 | 74.6 |
| 2020 | Georgia | 9 | 275 | 624 | 69.3 |
| 2021 | Georgia | 15 | 463 | 1183 | 78.8 |
| 2022 | Georgia | 15 | 401 | 1156 | 77.1 |
| 2023 | Texas A&M | 13 | 421 | 1414 | 108.8 |

PASSING DEFENSE

| Year | School | G | Att | Cmp | Yds | Avg |
|------|--------------|----|-----|-----|-----|------|
| 1948 | Tennessee | 10 | 193 | 77 | 748 | 74.8 |
| 1949 | Tennessee | 10 | 161 | 64 | 752 | 75.2 |
| 1950 | Tennessee | 11 | 154 | 65 | 652 | 59.2 |
| 1951 | Vanderbilt | 11 | 125 | 53 | 861 | 78.2 |
| 1952 | Tennessee | 10 | 116 | 44 | 531 | 53.1 |
| 1953 | Tennessee | 11 | 148 | 59 | 594 | 54.0 |
| 1954 | Alabama | 11 | 122 | 43 | 504 | 45.8 |
| 1955 | Florida | 10 | 92 | 37 | 420 | 42.0 |
| 1956 | Ole Miss | 10 | 118 | 48 | 506 | 50.6 |
| 1957 | Georgia Tech | 10 | 73 | 31 | 334 | 33.4 |
| 1958 | Alabama | 10 | | | 600 | 60.0 |
| 1959 | Alabama | 10 | | | 636 | 63.6 |
| 1960 | Tennessee | 10 | | | 538 | 53.8 |
| 1961 | Ole Miss | 10 | 149 | 58 | 649 | 64.9 |
| 1962 | Ole Miss | 9 | 146 | 60 | 670 | 74.4 |
| 1963 | Ole Miss | 9 | 123 | 47 | 522 | 58.0 |
| 1964 | Florida | 10 | 150 | 57 | 640 | 64.0 |

| | | | | | | |
|------|-------------------|----|-----|-----|------|-------|
| 1965 | Vanderbilt | 10 | 152 | 78 | 849 | 84.9 |
| 1966 | Alabama | 10 | 208 | 86 | 944 | 94.4 |
| 1967 | Georgia | 10 | 214 | 77 | 947 | 94.7 |
| 1968 | Vanderbilt | 10 | 259 | 117 | 1293 | 129.3 |
| 1969 | Georgia | 10 | 298 | 117 | 1357 | 135.7 |
| 1970 | Vanderbilt | 11 | 207 | 108 | 1376 | 125.1 |
| 1971 | Vanderbilt | 11 | 196 | 89 | 1035 | 94.1 |
| 1972 | Vanderbilt | 11 | 164 | 61 | 883 | 80.3 |
| 1973 | Florida | 11 | 165 | 72 | 938 | 85.3 |
| 1974 | Alabama | 11 | 201 | 82 | 822 | 74.7 |
| 1975 | Auburn | 11 | 150 | 73 | 980 | 89.1 |
| 1976 | Vanderbilt | 11 | 155 | 72 | 892 | 81.1 |
| 1977 | Tennessee | 11 | 179 | 78 | 1067 | 97.0 |
| 1978 | Vanderbilt | 11 | 177 | 84 | 1284 | 116.7 |
| 1979 | Alabama | 11 | 218 | 78 | 860 | 78.2 |
| 1980 | Alabama | 11 | 210 | 93 | 1093 | 99.4 |
| 1981 | Kentucky | 11 | 236 | 123 | 1405 | 127.7 |
| 1982 | Mississippi State | 11 | 236 | 132 | 1578 | 143.5 |
| 1983 | Florida | 11 | 296 | 156 | 1663 | 151.2 |
| 1984 | Alabama | 11 | 273 | 138 | 1573 | 143.0 |
| 1985 | Tennessee | 11 | 299 | 156 | 1650 | 150.0 |
| 1986 | Tennessee | 11 | 203 | 99 | 1248 | 113.5 |
| 1987 | Florida | 11 | 269 | 128 | 1512 | 137.5 |
| 1988 | Florida | 11 | 254 | 121 | 1360 | 123.6 |
| 1989 | Mississippi State | 11 | 288 | 148 | 1599 | 145.4 |
| 1990 | LSU | 11 | 244 | 122 | 1395 | 126.8 |
| 1991 | Tennessee | 11 | 244 | 119 | 1627 | 147.9 |
| 1992 | Alabama | 12 | 330 | 164 | 1670 | 139.2 |
| 1993 | Alabama | 12 | 310 | 144 | 1539 | 128.3 |
| 1994 | Ole Miss | 11 | 300 | 134 | 1707 | 155.2 |
| 1995 | LSU | 11 | 343 | 158 | 1907 | 173.4 |
| 1996 | Tennessee | 11 | 285 | 134 | 1434 | 130.4 |
| 1997 | Vanderbilt | 11 | 289 | 155 | 1857 | 168.8 |
| 1998 | Mississippi State | 12 | 309 | 157 | 1986 | 165.5 |
| 1999 | Mississippi State | 11 | 331 | 172 | 1712 | 155.6 |
| 2000 | Arkansas | 11 | 302 | 143 | 1683 | 153.0 |
| 2001 | Ole Miss | 11 | 275 | 136 | 1774 | 161.3 |
| 2002 | LSU | 13 | 361 | 163 | 1985 | 152.7 |
| 2003 | Georgia | 14 | 412 | 224 | 2443 | 174.5 |
| 2004 | Alabama | 12 | 242 | 105 | 1357 | 113.1 |
| 2005 | Alabama | 12 | 352 | 175 | 1929 | 160.8 |
| 2006 | LSU | 13 | 364 | 172 | 1894 | 145.7 |
| 2007 | South Carolina | 12 | 358 | 199 | 2025 | 168.8 |
| 2008 | South Carolina | 13 | 328 | 189 | 2070 | 159.2 |
| 2009 | Florida | 14 | 396 | 208 | 2139 | 152.8 |
| 2010 | LSU | 13 | 344 | 196 | 2208 | 169.8 |
| 2011 | Alabama | 13 | 334 | 164 | 1449 | 111.5 |
| 2012 | Alabama | 14 | 397 | 217 | 2431 | 173.6 |
| 2013 | Florida | 12 | 319 | 159 | 2062 | 171.8 |
| 2014 | LSU | 13 | 385 | 199 | 2134 | 164.2 |
| 2015 | Georgia | 13 | 322 | 159 | 1872 | 144.0 |
| 2016 | Florida | 13 | 328 | 148 | 1931 | 148.5 |
| 2017 | Tennessee | 13 | 279 | 154 | 1940 | 161.7 |
| 2018 | Mississippi State | 13 | 398 | 220 | 2184 | 168.0 |
| 2019 | Kentucky | 13 | 353 | 202 | 2182 | 167.8 |
| 2020 | Kentucky | 10 | 316 | 208 | 2203 | 220.3 |
| 2021 | South Carolina | 13 | 336 | 196 | 2350 | 180.8 |
| 2022 | Texas A&M | 12 | 327 | 184 | 1874 | 156.2 |
| 2023 | Georgia | 14 | 426 | 234 | 2456 | 175.4 |

TOTAL DEFENSE

| Year | School | G | Plays | Yds | Avg |
|------|--------------|----|-------|------|-------|
| 1948 | Georgia Tech | 10 | | 1513 | 151.3 |
| 1949 | Kentucky | 11 | | 1692 | 153.8 |
| 1951 | Georgia Tech | 11 | 708 | 2190 | 199.0 |
| 1950 | Kentucky | 11 | 674 | 1895 | 172.2 |
| 1952 | Tennessee | 10 | 578 | 1667 | 167.7 |
| 1953 | Georgia Tech | 11 | 655 | 2384 | 216.7 |
| 1954 | Ole Miss | 10 | 536 | 1723 | 172.3 |
| 1955 | Auburn | 10 | 531 | 1832 | 183.2 |
| 1956 | Ole Miss | 10 | 572 | 1955 | 195.5 |
| 1957 | Auburn | 10 | 529 | 1330 | 133.0 |
| 1958 | Auburn | 10 | 521 | 1575 | 157.5 |
| 1959 | LSU | 10 | 559 | 1432 | 143.2 |
| 1960 | Alabama | 10 | 535 | 1576 | 157.6 |
| 1961 | Alabama | 10 | | 1321 | 132.1 |

| | | | | | |
|------|-------------------|----|-----|------|-------|
| 1962 | Ole Miss | 9 | 446 | 1280 | 142.2 |
| 1963 | Ole Miss | 9 | 439 | 1221 | 135.7 |
| 1964 | Auburn | 10 | 495 | 1647 | 164.7 |
| 1965 | Florida | 10 | 617 | 2017 | 201.7 |
| 1966 | Alabama | 10 | 544 | 1741 | 174.1 |
| 1967 | Georgia | 10 | 647 | 2126 | 212.6 |
| 1968 | Georgia | 10 | 650 | 2351 | 235.1 |
| 1969 | LSU | 10 | 714 | 2280 | 228.0 |
| 1970 | LSU | 11 | 746 | 2689 | 244.5 |
| 1971 | Alabama | 11 | 663 | 2417 | 219.7 |
| 1972 | Alabama | 11 | 674 | 2334 | 212.2 |
| 1973 | Florida | 11 | 743 | 2656 | 241.5 |
| 1974 | Alabama | 11 | 679 | 2421 | 202.1 |
| 1975 | Alabama | 11 | 677 | 2046 | 186.0 |
| 1976 | LSU | 11 | 702 | 2564 | 233.1 |
| 1977 | Kentucky | 11 | 728 | 2590 | 235.5 |
| 1978 | LSU | 11 | 749 | 3122 | 283.8 |
| 1979 | Alabama | 11 | 611 | 1981 | 180.1 |
| 1980 | Alabama | 11 | 730 | 2487 | 226.1 |
| 1981 | Florida | 11 | 784 | 2826 | 256.9 |
| 1982 | LSU | 11 | 704 | 2707 | 246.1 |
| 1983 | Tennessee | 11 | 756 | 3069 | 279.0 |
| 1984 | Florida | 11 | 738 | 3325 | 302.3 |
| 1985 | Florida | 11 | 726 | 3111 | 282.8 |
| 1986 | Ole Miss | 11 | 777 | 3145 | 285.9 |
| 1987 | Florida | 11 | 744 | 2956 | 268.7 |
| 1988 | Auburn | 11 | 667 | 2399 | 218.1 |
| 1989 | Florida | 11 | 698 | 2661 | 241.9 |
| 1990 | Alabama | 11 | 711 | 2523 | 229.4 |
| 1991 | Tennessee | 11 | 676 | 3154 | 286.7 |
| 1992 | Alabama | 12 | 725 | 2330 | 194.7 |
| 1993 | Ole Miss | 11 | 724 | 2580 | 234.6 |
| 1994 | LSU | 11 | 711 | 3211 | 291.9 |
| 1995 | Alabama | 11 | 727 | 3125 | 284.1 |
| 1996 | Tennessee | 11 | 708 | 2602 | 236.6 |
| 1997 | Vanderbilt | 11 | 702 | 3026 | 275.1 |
| 1998 | Florida | 11 | 773 | 3153 | 286.6 |
| 1999 | Mississippi State | 11 | 734 | 2448 | 222.5 |
| 2000 | Arkansas | 11 | 714 | 3213 | 292.1 |
| 2001 | Florida | 11 | 712 | 3192 | 290.2 |
| 2002 | Alabama | 13 | 764 | 3345 | 257.3 |
| 2003 | LSU | 14 | 877 | 3528 | 252.0 |
| 2004 | Alabama | 12 | 726 | 2946 | 245.5 |
| 2005 | Alabama | 12 | 713 | 3061 | 255.1 |
| 2006 | LSU | 13 | 764 | 3156 | 242.8 |
| 2007 | LSU | 14 | 915 | 4043 | 288.8 |
| 2008 | Tennessee | 12 | 776 | 3162 | 263.5 |
| 2009 | Alabama | 14 | 858 | 3689 | 263.5 |
| 2010 | Alabama | 14 | 844 | 3418 | 244.1 |
| 2011 | Alabama | 13 | 802 | 3723 | 286.4 |
| 2012 | Alabama | 13 | 720 | 2387 | 183.6 |
| 2013 | Alabama | 14 | 837 | 3500 | 250.0 |
| 2014 | Alabama | 13 | 771 | 3725 | 286.5 |
| 2015 | Alabama | 13 | 845 | 4119 | 316.8 |
| 2016 | Alabama | 15 | 963 | 4145 | 276.3 |
| 2017 | Alabama | 15 | 959 | 3927 | 261.8 |
| 2018 | Alabama | 14 | 913 | 3646 | 260.4 |
| 2019 | Mississippi State | 13 | 829 | 3420 | 263.1 |
| 2020 | Georgia | 14 | 900 | 3860 | 275.7 |
| 2021 | Texas A&M | 9 | 528 | 2849 | 316.6 |
| 2022 | Georgia | 15 | 970 | 4034 | 268.9 |
| 2023 | Georgia | 15 | 912 | 4452 | 296.8 |
| 2023 | Georgia | 14 | 848 | 4047 | 289.1 |

NET PUNTING



RECORDS AND RESULTS

| | | | | | |
|------|-------------------|----|----|------|------|
| 1998 | Alabama | 11 | 66 | 44.0 | 40.8 |
| 1999 | Kentucky | 11 | 49 | 41.0 | 39.9 |
| 2000 | Georgia | 11 | 58 | 42.2 | 39.5 |
| 2001 | Georgia | 11 | 44 | 43.9 | 40.7 |
| 2002 | Kentucky | 12 | 71 | 44.3 | 40.1 |
| 2003 | Ole Miss | 13 | 60 | 42.9 | 39.0 |
| 2004 | Tennessee | 13 | 59 | 40.5 | 39.0 |
| 2005 | LSU | 13 | 63 | 40.9 | 39.0 |
| 2006 | Auburn | 13 | 47 | 45.7 | 38.6 |
| 2007 | Florida | 13 | 37 | 39.3 | 38.7 |
| 2008 | Florida | 14 | 45 | 43.4 | 38.1 |
| 2009 | Georgia | 13 | 56 | 48.1 | 41.9 |
| 2010 | Florida | 13 | 51 | 44.2 | 40.9 |
| 2011 | LSU | 14 | 66 | 44.1 | 41.2 |
| 2012 | Arkansas | 12 | 54 | 44.7 | 40.8 |
| 2013 | Alabama | 13 | 40 | 46.9 | 42.4 |
| 2014 | Alabama | 14 | 55 | 48.0 | 44.7 |
| 2015 | Florida | 14 | 84 | 44.8 | 42.1 |
| 2016 | Arkansas | 13 | 59 | 44.5 | 41.8 |
| 2017 | Tennessee | 71 | 71 | 46.8 | 42.3 |
| 2018 | Texas A&M | 13 | 50 | 51.0 | 44.7 |
| 2019 | Kentucky | 13 | 49 | 48.1 | 44.6 |
| 2020 | Florida | 11 | 25 | 45.4 | 43.4 |
| 2021 | Tennessee | 13 | 49 | 43.6 | 42.1 |
| 2022 | Florida | 13 | 36 | 46.6 | 43.4 |
| 2023 | Florida | 12 | 43 | 47.7 | 43.3 |
| 1994 | Tennessee | 11 | 34 | 455 | 13.4 |
| 1995 | LSU | 11 | 22 | 252 | 11.4 |
| 1996 | LSU | 11 | 25 | 371 | 14.8 |
| 1997 | Tennessee | 12 | 29 | 388 | 13.4 |
| 1998 | Mississippi State | 12 | 32 | 453 | 14.2 |
| 1999 | Kentucky | 11 | 18 | 248 | 13.8 |
| 2000 | Florida | 12 | 30 | 450 | 15.0 |
| 2001 | Georgia | 11 | 29 | 410 | 14.1 |
| 2002 | Kentucky | 12 | 40 | 625 | 15.6 |
| 2003 | LSU | 14 | 46 | 667 | 14.5 |
| 2004 | Georgia | 12 | 29 | 399 | 13.8 |
| 2005 | Kentucky | 11 | 23 | 395 | 17.2 |
| 2006 | Kentucky | 13 | 18 | 368 | 20.4 |
| 2007 | Florida | 13 | 26 | 392 | 15.1 |
| 2008 | Georgia | 13 | 24 | 422 | 17.6 |
| 2009 | LSU | 13 | 27 | 509 | 18.9 |
| 2010 | Arkansas | 13 | 20 | 311 | 15.6 |
| 2011 | Ole Miss | 12 | 14 | 219 | 15.6 |
| 2012 | Missouri | 12 | 28 | 421 | 15.0 |
| 2013 | Auburn | 14 | 32 | 377 | 11.8 |
| 2014 | Auburn | 13 | 17 | 303 | 17.8 |
| 2015 | Texas A&M | 13 | 19 | 374 | 19.7 |
| 2016 | Texas A&M | 13 | 14 | 355 | 25.4 |
| 2017 | Texas A&M | 13 | 14 | 240 | 17.1 |
| 2018 | Georgia | 14 | 22 | 366 | 16.6 |
| 2019 | Alabama | 13 | 22 | 531 | 24.1 |
| 2020 | Alabama | 13 | 17 | 261 | 15.4 |
| 2021 | Tennessee | 13 | 24 | 284 | 11.8 |
| 2022 | Alabama | 13 | 26 | 435 | 16.7 |
| 2023 | Tennessee | 13 | 21 | 259 | 12.3 |

KICKOFF RETURNS

| Year | School | G | No | Yds | Avg |
|------|-------------------|----|----|------|------|
| 1988 | Georgia | 11 | 36 | 867 | 24.1 |
| 1989 | Georgia | 11 | 32 | 760 | 23.8 |
| 1990 | Tennessee | 12 | 42 | 1023 | 24.4 |
| 1991 | Florida | 11 | 27 | 652 | 24.2 |
| 1992 | Arkansas | 11 | 29 | 739 | 25.5 |
| 1993 | Tennessee | 11 | 28 | 661 | 23.6 |
| 1994 | Kentucky | 11 | 54 | 1263 | 23.4 |
| 1995 | Tennessee | 11 | 30 | 752 | 25.1 |
| 1996 | Alabama | 12 | 22 | 532 | 24.2 |
| 1997 | Mississippi State | 11 | 36 | 824 | 22.9 |
| 1998 | Alabama | 11 | 35 | 830 | 23.7 |
| 1999 | Tennessee | 11 | 28 | 662 | 23.6 |
| 2000 | Tennessee | 11 | 32 | 751 | 23.5 |
| 2001 | Ole Miss | 11 | 33 | 805 | 24.4 |
| 2002 | LSU | 13 | 38 | 914 | 24.1 |
| 2003 | Ole Miss | 13 | 36 | 853 | 23.7 |
| 2004 | Alabama | 12 | 29 | 708 | 24.4 |
| 2005 | Arkansas | 11 | 33 | 965 | 29.2 |
| 2006 | Auburn | 13 | 36 | 934 | 25.9 |
| 2007 | Tennessee | 14 | 60 | 1462 | 24.4 |
| 2008 | Kentucky | 13 | 44 | 1161 | 26.4 |
| 2009 | Florida | 14 | 40 | 1055 | 26.4 |
| 2010 | Florida | 13 | 53 | 1392 | 26.3 |
| 2011 | Auburn | 13 | 55 | 1356 | 24.7 |
| 2012 | Missouri | 12 | 35 | 564 | 24.7 |
| 2013 | Texas A&M | 13 | 48 | 1012 | 21.1 |
| 2014 | LSU | 13 | 26 | 695 | 26.7 |
| 2015 | Tennessee | 13 | 27 | 902 | 33.4 |
| 2016 | South Carolina | 13 | 32 | 825 | 25.8 |
| 2017 | Ole Miss | 12 | 38 | 939 | 24.7 |
| 2018 | Texas A&M | 13 | 22 | 549 | 25.0 |
| 2019 | Florida | 13 | 8 | 184 | 23.0 |
| 2020 | Georgia | 9 | 18 | 564 | 31.3 |
| 2021 | Texas A&M | 12 | 11 | 336 | 30.5 |
| 2022 | Mississippi State | 13 | 29 | 807 | 27.8 |
| 2023 | Auburn | 13 | 33 | 708 | 21.5 |

PUNT RETURN AVERAGE

| Year | School | G | No | Yds | Avg |
|------|-------------------|----|----|-----|------|
| 1988 | Georgia | 11 | 31 | 388 | 12.5 |
| 1989 | Kentucky | 11 | 33 | 398 | 12.1 |
| 1990 | Mississippi State | 11 | 24 | 361 | 15.0 |
| 1991 | Alabama | 11 | 29 | 486 | 16.8 |
| 1992 | Vanderbilt | 11 | 21 | 278 | 13.2 |
| 1993 | LSU | 11 | 20 | 256 | 12.8 |

RECORDS AND RESULTS

ANNUAL INDIVIDUAL STATISTICAL LEADERS

RUSHING (RANKED ON TOTAL YARDS)

| Year | Player (School) | Atts | Yds |
|------|----------------------------|------|------|
| 1948 | Eddie Price, Tulane | 188 | 1178 |
| 1949 | John Dottley, Ole Miss | 208 | 1312 |
| 1950 | John Dottley, Ole Miss | 191 | 1007 |
| 1951 | Hank Lauricella, Tennessee | 111 | 881 |
| 1952 | Bobby Marlow, Alabama | 176 | 950 |
| 1953 | Jerry Marchand, LSU | 137 | 696 |
| 1954 | Joe Childress, Auburn | 148 | 836 |
| 1955 | Fob James, Auburn | 123 | 879 |
| 1956 | Tommy Lorino, Auburn | 82 | 692 |
| 1957 | Jimmy Taylor, LSU | 162 | 762 |
| 1958 | Billy Cannon, LSU | 115 | 686 |
| 1959 | Charley Flowers, Ole Miss | 141 | 733 |
| 1960 | Tom Mason, Tulane | 120 | 663 |
| 1961 | Mike Fracchia, Alabama | 130 | 652 |
| 1962 | Larry Dupree, Florida | 113 | 604 |
| 1963 | Jimmy Sidle, Auburn | 185 | 1006 |
| 1964 | Don Schwab, LSU | 160 | 683 |
| 1965 | Steve Bowman, Alabama | 153 | 770 |
| 1966 | Larry Smith, Florida | 162 | 742 |
| 1967 | Steve Hindman, Ole Miss | 215 | 829 |
| 1968 | Rich Pickens, Tennessee | 133 | 736 |
| 1969 | Doug Mathews, Vanderbilt | 167 | 849 |

Beginning in 1970, ranked on yards per game

| Year | Player (School) | G | Att | Yds | Avg |
|------|----------------------------------|----|-----|------|-------|
| 1970 | Johnny Musso, Alabama | 11 | 226 | 1137 | 103.4 |
| 1971 | Johnny Musso, Alabama | 10 | 191 | 1088 | 108.8 |
| 1972 | Terry Henley, Auburn | 9 | 216 | 843 | 93.7 |
| 1973 | Sonny Collins, Kentucky | 11 | 224 | 1213 | 110.3 |
| 1974 | Sonny Collins, Kentucky | 9 | 177 | 970 | 107.8 |
| 1975 | Jimmy DuBose, Florida | 11 | 191 | 1307 | 118.8 |
| 1976 | Terry Robiskie, LSU | 11 | 224 | 1117 | 101.5 |
| 1977 | Charles Alexander, LSU | 11 | 311 | 1686 | 153.3 |
| 1978 | Joe Cribbs, Auburn | 10 | 253 | 1205 | 120.5 |
| 1979 | James Brooks, Auburn | 11 | 163 | 1208 | 109.8 |
| 1980 | Herschel Walker, Georgia | 11 | 274 | 1616 | 146.9 |
| 1981 | Herschel Walker, Georgia | 11 | 385 | 1891 | 171.9 |
| 1982 | Herschel Walker, Georgia | 11 | 335 | 1752 | 159.3 |
| 1983 | Johnnie Jones, Tennessee | 10 | 191 | 1116 | 111.6 |
| 1984 | Johnnie Jones, Tennessee | 11 | 229 | 1290 | 117.3 |
| 1985 | Bo Jackson, Auburn | 11 | 278 | 1786 | 162.4 |
| 1986 | Brent Fullwood, Auburn | 11 | 167 | 1391 | 126.5 |
| 1987 | Emmitt Smith, Florida | 11 | 229 | 1341 | 121.9 |
| 1988 | Tim Worley, Georgia | 11 | 191 | 1216 | 110.5 |
| 1989 | Emmitt Smith, Florida | 11 | 284 | 1599 | 145.4 |
| 1990 | Tony Thompson, Tennessee | 11 | 219 | 1261 | 105.1 |
| 1991 | Errict Rhett, Florida | 11 | 224 | 1109 | 100.8 |
| 1992 | Garrison Hearst, Georgia | 11 | 228 | 1547 | 140.6 |
| 1993 | James Bostic, Auburn | 11 | 199 | 1205 | 109.6 |
| 1994 | Stephen Davis, Auburn | 11 | 221 | 1263 | 114.8 |
| 1995 | Moe Williams, Kentucky | 11 | 294 | 1600 | 145.5 |
| 1996 | Duce Staley, South Carolina | 9 | 218 | 1116 | 124.0 |
| 1997 | Kevin Faulk, LSU | 9 | 205 | 1144 | 127.1 |
| 1998 | Kevin Faulk, LSU | 11 | 229 | 1279 | 116.3 |
| 1999 | Shaun Alexander, Alabama | 11 | 302 | 1383 | 125.7 |
| 2000 | Rudi Johnson, Auburn | 12 | 324 | 1567 | 130.6 |
| 2001 | Travis Stephens, Tennessee | 12 | 291 | 1464 | 122.0 |
| 2002 | Artose Pinner, Kentucky | 12 | 283 | 1414 | 117.8 |
| 2003 | Cedric Cobbs, Arkansas | 12 | 227 | 1320 | 110.0 |
| 2004 | Ciatrick Fason, Florida | 12 | 222 | 1267 | 105.6 |
| 2005 | Kenny Irons, Auburn | 12 | 256 | 1293 | 107.8 |
| 2006 | Darren McFadden, Arkansas | 14 | 284 | 1647 | 117.6 |
| 2007 | Darren McFadden, Arkansas | 13 | 325 | 1830 | 140.8 |
| 2008 | Knowshon Moreno, Georgia | 13 | 250 | 1400 | 107.7 |
| 2009 | Anthony Dixon, Mississippi State | 11 | 257 | 1391 | 126.5 |
| 2010 | Cam Newton, Auburn | 14 | 264 | 1473 | 105.2 |
| 2011 | Trent Richardson, Alabama | 13 | 283 | 1679 | 129.2 |
| 2012 | Johnny Manziel, Texas A&M | 13 | 201 | 1410 | 108.5 |
| 2013 | Tre Mason, Auburn | 14 | 317 | 1816 | 129.7 |
| 2014 | Cameron Artis-Payne, Auburn | 13 | 303 | 1608 | 123.7 |
| 2015 | Leonard Fournette, LSU | 12 | 300 | 1953 | 162.8 |

| | | | | | |
|------|------------------------------|----|-----|------|-------|
| 2016 | Kamryn Pettway, Auburn | 10 | 209 | 1224 | 122.4 |
| 2017 | Kerryon Johnson, Auburn | 12 | 285 | 1391 | 115.9 |
| 2018 | Trayveon Williams, Texas A&M | 13 | 271 | 1760 | 135.4 |
| 2019 | John Rhys Plumlee, Ole Miss | 9 | 154 | 1023 | 113.7 |
| 2020 | Najee Harris, Alabama | 11 | 214 | 1262 | 114.7 |
| 2021 | Tyler Badie, Missouri | 12 | 268 | 1604 | 133.7 |
| 2022 | Quinshon Judkins, Ole Miss | 13 | 274 | 1567 | 120.5 |
| 2023 | Cody Schrader, Missouri | 13 | 276 | 1627 | 125.2 |

PASSING (RANKED ON TOTAL YARDS)

| Year | Player (School) | Att.-Comp.-Int | Yards | TDs | Pct. |
|------|--------------------------|----------------|-------|-----|------|
| 1948 | John Rauch, Georgia | 141-71-13 | 1307 | 5 | 50.4 |
| 1949 | Babe Parilli, Kentucky | 150-81-13 | 1081 | 8 | 54.0 |
| 1950 | Babe Parilli, Kentucky | 203-114-12 | 1627 | 23 | 56.1 |
| 1951 | Babe Parilli, Kentucky | 239-136-12 | 1643 | 19 | 56.9 |
| 1952 | Zeke Bratkowski, Georgia | 262-131-16 | 1824 | 12 | 50.0 |
| 1953 | Zeke Bratkowski, Georgia | 224-113-23 | 1461 | 6 | 50.4 |
| 1954 | Bob Hardy, Kentucky | 108-57-11 | 887 | 5 | 52.8 |
| 1955 | Dick Young, Georgia | 97-48-8 | 875 | 8 | 49.5 |
| 1956 | Raymond Brown, Ole Miss | 84-40-8 | 653 | 8 | 47.6 |
| 1957 | Boyce Smith, Vanderbilt | 98-49-10 | 664 | 8 | 50.0 |
| 1958 | Richie Pettibon, Tulane | 125-66-10 | 728 | 3 | 52.8 |
| 1959 | Jake Gibbs, Ole Miss | 94-46-2 | 755 | 6 | 48.9 |
| 1960 | Fran Tarkenton, Georgia | 185-108-12 | 1189 | 7 | 58.4 |
| 1961 | Pat Trammell, Alabama | 133-75-2 | 1035 | 8 | 56.4 |
| 1962 | Joe Namath, Alabama | 146-76-8 | 1192 | 13 | 52.0 |
| 1963 | Larry Rakestraw, Georgia | 209-103-14 | 1297 | 7 | 49.3 |
| 1964 | Rick Norton, Kentucky | 202-106-10 | 1514 | 9 | 52.5 |
| 1965 | Steve Spurrier, Florida | 287-148-13 | 1893 | 14 | 51.6 |
| 1966 | Steve Spurrier, Florida | 291-179-8 | 2012 | 16 | 61.5 |

Beginning in 1967, ranked on efficiency rating (Based on an average of 10 attempts per game)

| Year | Player & School | Att.-Comp.-Int.-Yards | TDs | Pct. | Rating |
|------|-------------------------------|-----------------------|-----|------|--------|
| 1967 | Ken Stabler, Alabama | 178-103-13-1214 | 9 | 57.9 | 116.94 |
| 1968 | Bubba Wyché, Tennessee | 237-134-7-1539 | 14 | 56.5 | 124.63 |
| 1969 | Archie Manning, Ole Miss | 265-154-9-1752 | 14 | 58.2 | 135.15 |
| 1970 | Pat Sullivan, Auburn | 281-167-12-2586 | 17 | 59.4 | 148.09 |
| 1971 | Bert Jones, LSU | 119-66-4-945 | 9 | 55.5 | 141.43 |
| 1972 | Bert Jones, LSU | 199-103-7-1446 | 14 | 51.8 | 129.00 |
| 1973 | Condredge Holloway, Tennessee | 154-89-4-1450 | 10 | 57.8 | 136.75 |
| 1974 | Matt Robinson, Georgia | 121-60-10-1317 | 8 | 49.6 | 150.07 |
| 1975 | Randy Wallace, Tennessee | 145-72-11-1318 | 8 | 49.7 | 133.21 |
| 1976 | Jimmy Fisher, Florida | 146-83-8-1511 | 10 | 56.8 | 155.36 |
| 1977 | Jeff Rutledge, Alabama | 107-64-5-1207 | 8 | 59.8 | 169.88 |
| 1978 | Jeff Rutledge, Alabama | 140-73-10-1078 | 13 | 52.1 | 133.05 |
| 1979 | John Fourcade, Ole Miss | 196-115-9-1521 | 7 | 58.7 | 126.50 |
| 1980 | Buck Belue, Georgia | 156-77-5-1314 | 11 | 49.3 | 131.80 |
| 1981 | Buck Belue, Georgia | 188-114-9-1603 | 12 | 60.6 | 143.70 |
| 1982 | Alan Risher, LSU | 234-149-8-1834 | 17 | 63.7 | 146.00 |
| 1983 | Wayne Peace, Florida | 292-186-10-2079 | 10 | 63.7 | 128.00 |
| 1984 | Kerwin Bell, Florida | 184-98-7-1614 | 16 | 53.3 | 148.00 |
| 1985 | Daryl Dickey, Tennessee | 131-85-1-1161 | 10 | 64.9 | 163.10 |
| 1986 | Tom Hodson, LSU | 288-175-8-2261 | 19 | 60.8 | 142.90 |
| 1987 | Eric Jones, Vanderbilt | 229-139-11-1954 | 16 | 60.7 | 145.80 |
| 1988 | Reggie Slack, Auburn | 279-168-11-2230 | 9 | 60.2 | 130.11 |
| 1989 | Tom Hodson, LSU | 317-183-12-2655 | 22 | 57.7 | 143.41 |
| 1990 | Mike Healey, Vanderbilt | 130-75-1-1041 | 10 | 57.7 | 148.80 |
| 1991 | Shane Matthews, Florida | 361-218-18-3130 | 28 | 60.4 | 148.84 |
| 1992 | Eric Zeier, Georgia | 258-151-12-2248 | 12 | 58.5 | 137.80 |
| 1993 | Heath Shuler, Tennessee | 285-184-8-2354 | 25 | 64.6 | 157.3 |
| 1994 | Terry Dean, Florida | 180-109-10-1492 | 20 | 60.6 | 165.8 |
| 1995 | Danny Wuerffel, Florida | 325-210-10-3266 | 35 | 64.6 | 178.4 |
| 1996 | Danny Wuerffel, Florida | 360-207-13-3625 | 39 | 57.5 | 170.6 |
| 1997 | Mike Bobo, Georgia | 306-199-8-2751 | 19 | 65.0 | 155.8 |
| 1998 | Tim Couch, Kentucky | 553-400-15-4275 | 36 | 72.3 | 153.3 |
| 1999 | Dusty Bonner, Kentucky | 465-303-13-3266 | 26 | 65.2 | 137.0 |
| 2000 | Rex Grossman, Florida | 212-131-7-1866 | 21 | 61.8 | 161.8 |
| 2001 | Rex Grossman, Florida | 395-259-12-3896 | 34 | 65.6 | 170.8 |
| 2002 | David Greene, Georgia | 379-218-8-2924 | 22 | 57.5 | 137.3 |
| 2003 | Matt Mauck, LSU | 358-229-14-2825 | 28 | 64.0 | 148.2 |
| 2004 | Jason Campbell, Auburn | 270-188-7-2700 | 20 | 69.6 | 172.9 |
| 2005 | Jay Cutler, Vanderbilt | 462-273-9-3073 | 21 | 59.1 | 126.1 |



RECORDS AND RESULTS

| | | | | | |
|------|---------------------------|-----------------|----|------|-------|
| 2006 | JaMarcus Russell, LSU | 342-232-8-3129 | 28 | 67.8 | 167.0 |
| 2007 | Tim Tebow, Florida | 350-234-6-3286 | 32 | 66.9 | 172.5 |
| 2008 | Tim Tebow, Florida | 298-192-4-2746 | 30 | 64.4 | 172.4 |
| 2009 | Ryan Mallett, Arkansas | 403-225-7-3624 | 30 | 55.8 | 278.8 |
| 2010 | Ryan Mallett, Arkansas | 266-411-12-3869 | 32 | 64.7 | 297.6 |
| 2011 | Tyler Wilson, Arkansas | 438-277-6-3638 | 24 | 63.2 | 148.4 |
| 2012 | A.J. McCarron, Alabama | 314-211-3-2933 | 30 | 67.7 | 175.3 |
| 2013 | Johnny Manziel, Texas A&M | 429-300-13-4114 | 37 | 69.9 | 172.9 |
| 2014 | Blake Sims, Alabama | 391-252-10-3487 | 28 | 64.5 | 157.9 |
| 2015 | Brandon Allen, Arkansas | 370-244-8-3440 | 30 | 60.5 | 166.5 |
| 2016 | Joshua Dobbs, Tennessee | 225-357-12-2946 | 27 | 63.0 | 150.6 |
| 2017 | Drew Lock, Missouri | 419-242-13-3964 | 44 | 57.8 | 165.7 |
| 2018 | Tua Tagovailoa, Alabama | 355-245-6-3966 | 43 | 69.0 | 199.4 |
| 2019 | Tua Tagovailoa, Alabama | 252-180-3-2840 | 33 | 71.4 | 206.9 |
| 2020 | Mac Jones, Alabama | 327-250-4-3739 | 32 | 76.5 | 202.3 |
| 2021 | Hendon Hooker, Tennessee | 303-206-3-2945 | 31 | 68.0 | 181.4 |
| 2022 | Hendon Hooker, Tennessee | 329-229-2-3135 | 27 | 69.6 | 175.5 |
| 2023 | Jayden Daniels | 327-236-4-3812 | 40 | 72.2 | 208.0 |

| | | | | | |
|------|--------------------------------|----|-----|------|------|
| 1998 | Craig Yeast, Kentucky | 11 | 85 | 1311 | 7.7 |
| 1999 | James Whalen, Kentucky | 11 | 90 | 1019 | 8.2 |
| 2000 | Jabar Gaffney, Florida | 12 | 71 | 1184 | 5.9 |
| 2001 | Josh Reed, LSU | 12 | 94 | 1740 | 7.8 |
| 2002 | Taylor Jacobs, Florida | 11 | 71 | 1088 | 6.5 |
| 2003 | Chris Collins, Ole Miss | 13 | 77 | 949 | 5.9 |
| 2004 | O.J. Small, Florida | 12 | 63 | 719 | 5.3 |
| 2005 | Chad Jackson, Florida | 12 | 88 | 900 | 7.3 |
| 2006 | Earl Bennett, Vanderbilt | 12 | 82 | 1146 | 6.8 |
| 2007 | Kenny McKinley, South Carolina | 12 | 77 | 968 | 6.42 |
| 2008 | Kenny McKinley, South Carolina | 10 | 54 | 642 | 5.4 |
| 2009 | Shay Hodge, Ole Miss | 13 | 70 | 1135 | 5.38 |
| 2010 | Randall Cobb, Kentucky | 13 | 84 | 1017 | 6.46 |
| 2011 | Da'Rick Rogers, Tennessee | 12 | 67 | 1040 | 5.6 |
| 2012 | Cobi Hamilton, Arkansas | 12 | 90 | 1335 | 7.5 |
| 2013 | Jordan Matthews, Vanderbilt | 13 | 112 | 1477 | 8.6 |
| 2014 | Amari Cooper, Alabama | 14 | 124 | 1727 | 8.9 |
| 2015 | Fred Ross, Mississippi State | 13 | 88 | 1007 | 6.8 |
| 2016 | Christian Kirk, Texas A&M | 13 | 83 | 928 | 6.38 |
| 2017 | A.J. Brown, Ole Miss | 12 | 75 | 1252 | 6.2 |
| 2018 | A.J. Brown, Ole Miss | 12 | 85 | 1320 | 7.1 |
| 2019 | Justin Jefferson, LSU | 15 | 111 | 1540 | 7.4 |
| 2020 | Elijah Moore, Ole Miss | 8 | 86 | 1193 | 10.8 |
| 2021 | Jameson Williams, Alabama | 15 | 79 | 1572 | 8.1 |
| 2022 | Jalin Hyatt, Tennessee | 12 | 67 | 1267 | 5.6 |
| 2023 | Malik Nabers, LSU | 13 | 89 | 1569 | 6.9 |

RECEIVING (RANKED ON TOTAL YARDS)

| Year | Player & School | Rec. | Yds |
|------|--------------------------|------|-----|
| 1948 | Bob Walston, Georgia | 25 | 525 |
| 1949 | Jack Stribling, Ole Miss | 22 | 598 |
| 1950 | Bucky Curtis, Vanderbilt | 27 | 791 |
| 1951 | Harry Babcock, Georgia | 41 | 666 |

Beginning in 1952, ranked on total receptions

| | | | |
|------|---------------------------------|----|------|
| 1952 | John Carson, Georgia | 32 | 467 |
| 1953 | John Carson, Georgia | 45 | 663 |
| 1954 | Jim Pyburn, Auburn | 28 | 460 |
| 1955 | Jimmy Orr, Georgia | 24 | 443 |
| 1956 | Jimmy Phillips, Auburn | 23 | 383 |
| 1957 | Jimmy Orr, Georgia | 16 | 237 |
| 1958 | Calvin Bird, Kentucky | 21 | 373 |
| | Pete Abanie, Tulane | 21 | 266 |
| 1959 | Bobby Towns, Georgia | 18 | 263 |
| 1960 | Fred Brown, Georgia | 31 | 275 |
| 1961 | Tom Hutchinson, Kentucky | 32 | 543 |
| 1962 | Clem Dellenger, Tulane | 39 | 375 |
| 1963 | Pat Hodgson, Georgia | 24 | 375 |
| 1964 | Charley Casey, Florida | 47 | 673 |
| 1965 | Charley Casey, Florida | 58 | 809 |
| 1966 | Richard Trapp, Florida | 63 | 872 |
| 1967 | Bob Goodridge, Vanderbilt | 79 | 1114 |
| 1968 | Sammy Miller, Mississippi State | 64 | 909 |
| 1969 | Carlos Alvarez, Florida | 88 | 1329 |

Beginning in 1970, ranked on receptions per game

| | | G | Rec. | Yds | RPG |
|------|----------------------------------|----|------|------|-----|
| 1970 | David Smith, Mississippi State | 11 | 74 | 987 | 6.7 |
| 1971 | Terry Beasley, Auburn | 10 | 55 | 846 | 5.5 |
| 1972 | Bill Buckley, Mississippi State | 11 | 47 | 776 | 4.3 |
| 1973 | Bill Buckley, Mississippi State | 11 | 41 | 661 | 3.7 |
| 1974 | Lee McGriff, Florida | 11 | 36 | 698 | 3.3 |
| 1975 | Larry Seivers, Tennessee | 11 | 41 | 840 | 3.7 |
| 1976 | Larry Seivers, Tennessee | 11 | 51 | 737 | 4.6 |
| 1977 | Martin Cox, Vanderbilt | 11 | 48 | 783 | 4.4 |
| 1978 | Mardye McDole, Mississippi State | 11 | 48 | 1035 | 4.4 |
| 1979 | Preston Brown, Vanderbilt | 11 | 52 | 786 | 4.7 |
| 1980 | Cris Collinsworth, Florida | 11 | 40 | 599 | 3.6 |
| 1981 | Norman Jordan, Vanderbilt | 9 | 49 | 454 | 5.4 |
| 1982 | Allama Matthews, Vanderbilt | 11 | 61 | 797 | 5.5 |
| 1983 | Keith Edwards, Vanderbilt | 11 | 97 | 909 | 8.8 |
| 1984 | Keith Edwards, Vanderbilt | 11 | 60 | 576 | 5.5 |
| 1985 | Everett Crawford, Vanderbilt | 10 | 50 | 533 | 5.2 |
| 1986 | Wendell Davis, LSU | 11 | 80 | 1244 | 7.3 |
| 1987 | Wendell Davis, LSU | 11 | 72 | 993 | 6.6 |
| 1988 | Boo Mitchell, Vanderbilt | 11 | 78 | 1213 | 7.1 |
| 1989 | Brad Gaines, Vanderbilt | 11 | 67 | 634 | 6.1 |
| 1990 | Kirk Kirkpatrick, Florida | 11 | 55 | 770 | 5.0 |
| 1991 | Todd Kinchen, LSU | 11 | 53 | 855 | 4.8 |
| 1992 | Willie Jackson, Florida | 12 | 62 | 722 | 5.2 |
| 1993 | Brice Hunter, Georgia | 11 | 76 | 970 | 6.9 |
| 1994 | Brice Hunter, Georgia | 11 | 59 | 799 | 5.4 |
| 1995 | Chris Doering, Florida | 12 | 70 | 1045 | 5.8 |
| 1996 | Joey Kent, Tennessee | 11 | 68 | 1080 | 6.2 |
| 1997 | Craig Yeast, Kentucky | 11 | 73 | 873 | 6.6 |

TOTAL OFFENSE (RANKED ON TOTAL YARDS)

| Year | Player & School | Rush | Pass | Total |
|------|--------------------------------|------|------|-------|
| 1948 | John Rauch, Georgia | -117 | 1307 | 1190 |
| 1949 | John Dottley, Ole Miss | 1312 | 0 | 1312 |
| 1950 | Babe Parilli, Kentucky | 54 | 1627 | 1681 |
| 1951 | Bill Wade, Vanderbilt | 37 | 1609 | 1646 |
| 1952 | Zeke Bratkowski, Georgia | -50 | 1824 | 1774 |
| 1953 | Zeke Bratkowski, Georgia | -45 | 1461 | 1416 |
| 1954 | Bobby Freeman, Auburn | 267 | 865 | 1132 |
| 1955 | John Majors, Tennessee | 657 | 476 | 1133 |
| 1956 | John Majors, Tennessee | 549 | 552 | 1101 |
| 1957 | Ray Brown, Ole Miss | 530 | 308 | 838 |
| 1958 | Lloyd Nix, Auburn | 283 | 682 | 965 |
| 1958 | Jake Gibbs, Ole Miss | 228 | 755 | 933 |
| 1960 | Fran Tarkenton, Georgia | 85 | 1189 | 1274 |
| 1961 | Pat Trammell, Alabama | 279 | 1035 | 1314 |
| 1962 | Billy Lothridge, Georgia Tech | 478 | 1006 | 1484 |
| 1963 | Jimmy Sidle, Auburn | 1006 | 706 | 1712 |
| 1964 | Rick Norton, Kentucky | -195 | 1514 | 1319 |
| 1965 | Steve Spurrier, Florida | 230 | 1893 | 2123 |
| 1966 | Steve Spurrier, Florida | 66 | 2012 | 2095 |
| 1967 | Loran Carter, Auburn | 65 | 1307 | 1372 |
| 1968 | Tommy Pharr, Mississippi State | 239 | 1838 | 2085 |
| 1969 | John Reaves, Florida | -44 | 2896 | 2852 |

Beginning in 1970, ranked on average yards-per-game

| | | G | Rush | Pass | Total | Avg |
|------|----------------------------------|----|------|------|-------|-------|
| 1970 | Pat Sullivan, Auburn | 10 | 270 | 2586 | 2856 | 285.6 |
| 1971 | Pat Sullivan, Auburn | 10 | 84 | 2012 | 2096 | 209.6 |
| 1972 | Norris Weese, Ole Miss | 10 | 542 | 917 | 1459 | 145.9 |
| 1973 | Fred Fisher, Vanderbilt | 11 | 373 | 1450 | 1823 | 165.7 |
| 1974 | Rockey Felker, Mississippi State | 11 | 446 | 1147 | 1593 | 144.8 |
| 1975 | Randy Wallace, Tennessee | 12 | 211 | 1318 | 1529 | 127.4 |
| 1976 | Jimmy Fisher, Florida | 11 | 288 | 1511 | 1799 | 163.5 |
| 1977 | Charles Alexander, LSU | 11 | 1686 | 17 | 1783 | 162.1 |
| 1978 | Dave Marler, Mississippi State | 11 | -31 | 2422 | 2391 | 217.4 |
| 1979 | John Fourcade, Ole Miss | 11 | 493 | 1521 | 2014 | 183.1 |
| 1980 | John Fourcade, Ole Miss | 11 | 402 | 1897 | 2299 | 209.0 |
| 1981 | Whit Taylor, Vanderbilt | 9 | -65 | 2318 | 2253 | 250.3 |
| 1982 | Whit Taylor, Vanderbilt | 11 | 198 | 2481 | 2679 | 243.5 |
| 1983 | Kurt Page, Vanderbilt | 11 | -144 | 3178 | 3034 | 275.8 |
| 1984 | Kurt Page, Vanderbilt | 11 | -64 | 2405 | 2341 | 212.8 |
| 1985 | Don Smith, Mississippi State | 11 | 554 | 2332 | 2886 | 262.4 |
| 1986 | Don Smith, Mississippi State | 11 | 403 | 2349 | 2752 | 213.9 |
| 1987 | Eric Jones, Vanderbilt | 11 | 665 | 1954 | 2619 | 238.1 |
| 1988 | Eric Jones, Vanderbilt | 11 | 305 | 2548 | 2853 | 259.4 |
| 1989 | Tom Hodson, LSU | 11 | -51 | 2655 | 2604 | 236.7 |
| 1990 | Shane Matthews, Florida | 11 | -27 | 2952 | 2925 | 265.9 |
| 1991 | Shane Matthews, Florida | 11 | 10 | 3130 | 3140 | 285.5 |
| 1992 | Shane Matthews, Florida | 12 | -29 | 3205 | 3176 | 264.7 |

RECORDS AND RESULTS

| | | | | | | |
|------|---------------------------------|----|------|------|------|-------|
| 1993 | Eric Zeier, Georgia | 11 | -43 | 3525 | 3482 | 316.6 |
| 1994 | Eric Zeier, Georgia | 11 | 61 | 3396 | 3457 | 314.3 |
| 1995 | Danny Wuerrffel, Florida | 11 | -141 | 3266 | 3125 | 284.1 |
| 1996 | Danny Wuerrffel, Florida | 12 | -100 | 3625 | 3525 | 293.8 |
| 1997 | Tim Couch, Kentucky | 11 | -125 | 3884 | 3759 | 341.7 |
| 1998 | Tim Couch, Kentucky | 11 | -124 | 4275 | 4151 | 377.4 |
| 1999 | Dusty Bonner, Kentucky | 11 | -141 | 3266 | 3125 | 284.1 |
| 2000 | Jared Lorenzen, Kentucky | 11 | 140 | 3687 | 3827 | 347.9 |
| 2001 | Rex Grossman, Florida | 11 | 8 | 3896 | 3904 | 354.9 |
| 2002 | Rex Grossman, Florida | 13 | -65 | 3402 | 3337 | 256.7 |
| 2003 | Eli Manning, Ole Miss | 13 | -28 | 3600 | 3572 | 274.8 |
| 2004 | Chris Leak, Florida | 12 | 79 | 3197 | 3276 | 273.0 |
| 2005 | Jay Cutler, Vanderbilt | 11 | 215 | 3073 | 3288 | 298.9 |
| 2006 | Andre' Woodson, Kentucky | 13 | -137 | 3515 | 3378 | 259.8 |
| 2007 | Tim Tebow, Florida | 13 | 895 | 3286 | 4181 | 321.6 |
| 2008 | Matthew Stafford, Georgia | 13 | 40 | 3459 | 3499 | 269.2 |
| 2009 | Ryan Mallett, Arkansas | 13 | -29 | 3624 | 3595 | 276.5 |
| 2010 | Cam Newton, Auburn | 14 | 1473 | 2854 | 4327 | 309.1 |
| 2011 | Tyler Wilson, Arkansas | 13 | -3 | 3638 | 3635 | 279.6 |
| 2012 | Johnny Manziel, Texas A&M | 13 | 1410 | 3706 | 5116 | 393.5 |
| 2013 | Johnny Manziel, Texas A&M | 13 | 759 | 4114 | 4873 | 374.8 |
| 2014 | Dak Prescott, Mississippi State | 13 | 986 | 3449 | 4435 | 341.2 |
| 2015 | Chad Kelly, Ole Miss | 13 | 500 | 4042 | 4542 | 349.4 |
| 2016 | Chad Kelly, Ole Miss | 13 | 332 | 2758 | 3090 | 343.3 |
| 2017 | Shea Patterson, Ole Miss | 7 | -16 | 2259 | 2243 | 320.4 |
| 2018 | Jordan Ta'amu, Ole Miss | 12 | 342 | 3918 | 4260 | 355.0 |
| 2019 | Joe Burrow, LSU | 15 | 368 | 5671 | 6039 | 402.6 |
| 2020 | Matt Corral, Ole Miss | 9 | 469 | 2995 | 3464 | 384.9 |
| 2021 | Will Rogers, Mississippi State | 13 | -97 | 4739 | 4642 | 357.1 |
| 2022 | Hendon Hooker, Tennessee | 11 | 430 | 3135 | 3565 | 324.1 |
| 2023 | Jayden Daniels, LSU | 12 | 1134 | 3812 | 4946 | 412.2 |

SCORING (RANKED ON TOTAL POINTS)

| Year | Player & School | TDs | PATs | FGs | Pts |
|------|-----------------------------------|-----|------|-----|-----|
| 1933 | Beattie Feathers, Tennessee | 13 | 0 | 0 | 78 |
| 1934 | Claude Simons, Tulane | 10 | 9 | 0 | 69 |
| 1935 | Ray Hapes, Ole Miss | 12 | 2 | 0 | 74 |
| 1936 | Bob Davis, Kentucky | 11 | 0 | 0 | 66 |
| 1937 | Pinky Rohm, LSU | 9 | 0 | 0 | 54 |
| | Bob Davis, Kentucky | 9 | 0 | 0 | 54 |
| 1938 | Parker Hall, Ole Miss | 11 | 6 | 0 | 72 |
| 1939 | Harvey Johnson, Mississippi State | 10 | 2 | 0 | 62 |
| 1940 | Merle Hapes, Mississippi State | 12 | 0 | 0 | 72 |
| 1941 | Jack Jenkins, Vanderbilt | 12 | 15 | 1 | 90 |
| 1942 | Frank Sinkwich, Georgia | 16 | 0 | 0 | 96 |
| 1943 | Steve Van Buren, LSU | 14 | 14 | 0 | 98 |
| 1944 | Tom McWilliams, Mississippi State | 14 | 0 | 0 | 84 |
| 1945 | Fred Grant, Alabama | 11 | 0 | 0 | 66 |
| 1946 | Charlie Trippi, Georgia | 14 | 0 | 0 | 84 |
| 1947 | Charlie Conerly, Ole Miss | 9 | 0 | 0 | 54 |
| | Bobby Forbes, Florida | 9 | 0 | 0 | 54 |
| 1948 | Joe Geri, Georgia | 9 | 36 | 0 | 90 |
| 1949 | John Dottley, Ole Miss | 14 | 0 | 0 | 84 |
| 1950 | Al Bruno, Kentucky | 10 | 0 | 0 | 60 |
| | Wilbur Jamerson, Kentucky | 10 | 0 | 0 | 60 |
| | Al Lary, Alabama | 10 | 0 | 0 | 60 |
| 1951 | Hal Payne, Tennessee | 14 | 0 | 0 | 84 |
| 1952 | Jackie Parker, Mississippi State | 16 | 24 | 0 | 120 |
| 1953 | Jimmy Wade, Tennessee | 12 | 0 | 0 | 72 |
| 1954 | Joe Childress, Auburn | 7 | 20 | 1 | 65 |
| 1955 | Paige Cothren, Ole Miss | 6 | 20 | 6 | 74 |
| 1956 | Jim Taylor, LSU | 8 | 8 | 1 | 59 |
| 1957 | Jim Taylor, LSU | 12 | 14 | 0 | 86 |
| 1958 | Billy Cannon, LSU | 11 | 8 | 0 | 74 |
| 1959 | Charley Flowers, Ole Miss | 11 | 0 | 0 | 66 |
| 1960 | Tom Mason, Tulane | 13 | 0 | 0 | 78 |
| 1961 | Wendell Harris, LSU | 8 | 28 | 6 | 94 |
| 1962 | Cotton Clark, Alabama | 15 | 2 | 0 | 92 |
| 1963 | Billy Lothridge, Georgia Tech | 3 | 15 | 12 | 69 |
| 1964 | Doug Moreau, LSU | 4 | 10 | 13 | 73 |
| 1965 | Rodger Bird, Kentucky | 13 | 0 | 0 | 78 |
| 1966 | Bobby Etter, Georgia | 0 | 21 | 12 | 57 |
| 1967 | Dicky Lyons, Kentucky | 11 | 4 | 1 | 73 |
| 1968 | Dicky Lyons, Kentucky | 11 | 0 | 0 | 66 |
| 1969 | Tommy Durranee, Florida | 18 | 2 | 0 | 110 |

Beginning in 1970, ranked on points per game

| | G | TDs | PATs | FGs | Pts | Avg | |
|------|---------------------------------|-----|------|--------|-----|-----|------|
| 1970 | Terry Beasley, Auburn | 10 | 12 | 0 | 0 | 72 | 7.2 |
| 1971 | Johnny Musso, Alabama | 10 | 16 | 0 | 0 | 100 | 10.0 |
| 1972 | Haskel Stanback, Tennessee | 10 | 13 | 0 | 0 | 78 | 7.8 |
| 1973 | Sonny Collins, Kentucky | 11 | 13 | 1-2pt. | 0 | 80 | 7.3 |
| 1974 | Stanley Morgan, Tennessee | 11 | 14 | 0 | 0 | 84 | 7.6 |
| 1975 | Kevin McLee, Georgia | 10 | 10 | 0 | 0 | 60 | 6.0 |
| | Stanley Morgan, Tennessee | 10 | 10 | 0 | 0 | 60 | 6.0 |
| 1976 | Terry Robiskie, LSU | 11 | 12 | 0 | 0 | 72 | 6.5 |
| 1977 | Charles Alexander, LSU | 11 | 17 | 2 | 0 | 104 | 9.5 |
| 1978 | Joe Cribbs, Auburn | 10 | 16 | 2 | 0 | 98 | 9.8 |
| 1979 | Joe Cribbs, Auburn | 11 | 15 | 4 | 0 | 94 | 8.5 |
| 1980 | Herschel Walker, Georgia | 11 | 15 | 0 | 0 | 90 | 8.2 |
| 1981 | Herschel Walker, Georgia | 11 | 20 | 0 | 0 | 120 | 10.9 |
| 1982 | Herschel Walker, Georgia | 11 | 17 | 1-2pt. | 0 | 104 | 9.5 |
| 1983 | Bobby Raymond, Florida | 11 | 0 | 29 | 20 | 89 | 8.1 |
| 1984 | Bobby Raymond, Florida | 11 | 0 | 34 | 23 | 103 | 9.4 |
| 1985 | Bo Jackson, Auburn | 11 | 17 | 0 | 0 | 102 | 9.3 |
| | Carlos Reveiz, Tennessee | 11 | 0 | 30 | 24 | 102 | 9.3 |
| 1986 | William Howard, Tennessee | 8 | 14 | 1-2pt. | 0 | 86 | 10.8 |
| 1987 | Reggie Cobb, Tennessee | 12 | 20 | 0 | 0 | 120 | 10.0 |
| 1988 | Tim Worley, Georgia | 11 | 18 | 0 | 0 | 108 | 9.8 |
| 1989 | Siran Stacy, Alabama | 11 | 18 | 0 | 0 | 108 | 9.8 |
| 1990 | Greg Burke, Tennessee | 12 | 0 | 50 | 19 | 107 | 8.9 |
| 1991 | Arden Czyzewski, Florida | 11 | 0 | 44 | 11 | 77 | 7.0 |
| 1992 | Garrison Hearst, Georgia | 11 | 21 | 0 | 0 | 126 | 11.5 |
| 1993 | John Becksvoort, Tennessee | 11 | 0 | 59 | 12 | 95 | 8.6 |
| 1994 | Judd Davis, Florida | 12 | 0 | 107 | 14 | 107 | 8.9 |
| 1995 | Stephen Davis, Auburn | 11 | 17 | 0 | 0 | 102 | 9.3 |
| | Moe Williams, Kentucky | 11 | 17 | 0 | 0 | 102 | 9.3 |
| 1996 | Reidel Anthony, Florida | 12 | 18 | 1 | 0 | 110 | 9.2 |
| 1997 | Kevin Faulk, LSU | 9 | 15 | 0 | 0 | 90 | 10.0 |
| 1998 | Kevin Faulk, LSU | 11 | 17 | 0 | 0 | 102 | 9.3 |
| | Shaun Alexander, Alabama | 11 | 17 | 0 | 0 | 102 | 9.3 |
| 1999 | Shaun Alexander, Alabama | 11 | 24 | 0 | 0 | 144 | 13.1 |
| 2000 | Deuce McAllister, Ole Miss | 11 | 17 | 0 | 0 | 102 | 9.3 |
| 2001 | Jeff Chandler, Florida | 10 | 0 | 46 | 19 | 103 | 10.3 |
| 2002 | Billy Bennett, Georgia | 14 | 0 | 52 | 26 | 130 | 9.3 |
| 2003 | Jonathan Nichols, Ole Miss | 13 | 0 | 49 | 25 | 125 | 9.5 |
| 2004 | Matt Leach, Florida | 12 | 0 | 49 | 13 | 88 | 7.3 |
| 2005 | Brandon Coutu, Georgia | 13 | 0 | 45 | 23 | 114 | 8.8 |
| 2006 | James Wilhoit, Tennessee | 13 | 0 | 42 | 18 | 96 | 7.4 |
| 2007 | Tim Tebow, Florida | 13 | 23 | 0 | 0 | 138 | 10.6 |
| 2008 | Percy Harvin, Florida | 12 | 17 | 0 | 0 | 102 | 8.5 |
| 2009 | Leigh Tiffin, Alabama | 14 | 0 | 42 | 30 | 132 | 9.4 |
| 2010 | Vick Ballard, Mississippi State | 12 | 20 | 0 | 0 | 120 | 10.0 |
| 2011 | Trent Richardson, Alabama | 13 | 24 | 0 | 0 | 144 | 11.1 |
| 2012 | Johnny Manziel, Texas A&M | 13 | 21 | 0 | 0 | 126 | 9.7 |
| 2013 | Tre Mason, Auburn | 14 | 25 | 0 | 0 | 150 | 10.7 |
| 2014 | Marshall Morgan, Georgia | 13 | 0 | 67 | 16 | 115 | 8.8 |
| 2015 | Leonard Fournette, LSU | 12 | 23 | 0 | 0 | 138 | 11.5 |
| 2016 | Daniel Carlson, Auburn | 13 | 1 | 44 | 28 | 134 | 10.3 |
| 2017 | Kerryon Johnson, Auburn | 12 | 20 | 0 | 0 | 120 | 12.0 |
| 2018 | Cole Tracy, LSU | 13 | 0 | 29 | 42 | 129 | 9.9 |
| 2019 | Cade York, LSU | 15 | 0 | 89 | 21 | 152 | 10.1 |
| 2020 | Najee Harris, Alabama | 11 | 27 | 0 | 0 | 162 | 14.7 |
| 2021 | Will Reichard, Alabama | 15 | 0 | 22 | 71 | 137 | 9.1 |
| 2022 | Jack Podlesny, Georgia | 15 | 0 | 26 | 73 | 151 | 10.1 |
| 2023 | Ray Davis, Kentucky | 13 | 21 | 0 | 0 | 126 | 9.7 |
| | Randy Bond, Texas A&M | 13 | 0 | 26 | 48 | 126 | 9.7 |

PUNTING (RANKED ON AVERAGE)

| Year | Player & School | Punts | Yards | Avg |
|------|--------------------------|-------|-------|------|
| 1948 | Rip Collins, LSU | 66 | | 41.3 |
| 1949 | Fred Montsdeoca, Florida | 62 | | 41.6 |
| 1951 | Bobby Wilson, Alabama | 33 | | 41.9 |
| 1952 | Rick Casares, Florida | 23 | | 41.4 |
| 1953 | Zeke Bratkowski, Georgia | 50 | | 42.6 |
| 1954 | Don Chandler, Florida | 21 | | 42.9 |
| 1955 | Don Chandler, Florida | 22 | | 44.3 |
| 1956 | Bob Gordon, Tennessee | 14 | | 47.1 |
| 1957 | Bob Gordon, Tennessee | 40 | | 42.7 |
| 1958 | Bobby Walden, Georgia | 44 | | 45.3 |
| 1959 | Bobby Joe Green, Florida | 54 | | 44.9 |
| 1960 | Bobby Walden, Georgia | 38 | 1657 | 43.6 |
| 1961 | Hank Lesesne, Vanderbilt | 41 | 1703 | 41.5 |



RECORDS AND RESULTS

| | | | | |
|------|-----------------------------------|----|------|------|
| 1962 | George Canale, Tennessee | 53 | 2218 | 41.8 |
| 1963 | Joe Kilgore, Auburn | 51 | 2106 | 41.3 |
| 1964 | Frank Lambert, Ole Miss | 50 | 2205 | 44.1 |
| 1965 | Richard McGraw, Mississippi State | 48 | 2014 | 42.0 |
| 1966 | Ron Widby, Tennessee | 48 | 2104 | 43.8 |
| 1967 | Eddie Ray, LSU | 52 | 2228 | 42.8 |
| 1968 | Julian Fagan, Ole Miss | 75 | 3120 | 41.6 |
| 1969 | Spike Jones, Georgia | 71 | 3092 | 43.5 |
| 1970 | Frank Mann, Alabama | 46 | 1880 | 40.9 |
| 1971 | Greg Gantt, Alabama | 47 | 1967 | 41.9 |
| 1972 | Greg Gantt, Alabama | 44 | 1875 | 42.6 |
| 1973 | Greg Gantt, Alabama | 25 | 1217 | 48.7 |
| 1974 | Neil Clabo, Tennessee | 64 | 2757 | 43.1 |
| 1975 | Clyde Baumgarner, Auburn | 49 | 2004 | 40.9 |
| 1976 | Craig Colquitt, Tennessee | 59 | 2510 | 42.5 |
| 1977 | Jim Miller, Ole Miss | 66 | 3029 | 45.9 |
| 1978 | Jim Miller, Ole Miss | 76 | 3283 | 43.2 |
| 1979 | Jim Miller, Ole Miss | 53 | 2362 | 44.6 |
| 1980 | Jim Arnold, Vanderbilt | 72 | 3180 | 44.2 |
| 1981 | Malcolm Simmons, Alabama | 60 | 2637 | 43.9 |
| 1982 | Jimmy Colquitt, Tennessee | 46 | 2156 | 46.9 |
| 1983 | Paul Calhoun, Kentucky | 69 | 2981 | 43.2 |
| 1984 | Ricky Anderson, Vanderbilt | 58 | 2793 | 48.2 |
| 1985 | Lewis Colbert, Auburn | 57 | 2610 | 45.8 |
| 1986 | Bill Smith, Ole Miss | 57 | 2522 | 44.3 |
| 1987 | Matt DeFrank, LSU | 33 | 1373 | 41.6 |
| 1988 | Kent Elmore, Tennessee | 41 | 1818 | 44.3 |
| 1989 | Rene Bourgeois, LSU | 39 | 1715 | 44.0 |
| 1990 | Joey Chapman, Tennessee | 45 | 1885 | 41.9 |
| 1991 | Shayne Edge, Florida | 46 | 1991 | 43.3 |
| 1992 | Todd Jordan, Mississippi State | 52 | 2267 | 43.6 |
| 1993 | Terry Daniel, Auburn | 51 | 2393 | 46.9 |
| 1994 | Terry Daniel, Auburn | 53 | 2358 | 44.5 |
| 1995 | Chad Kessler, LSU | 47 | 2072 | 44.1 |
| 1996 | Bill Marinangel, Vanderbilt | 77 | 3586 | 46.6 |
| 1997 | Chad Kessler, LSU | 39 | 1961 | 50.3 |
| 1998 | Daniel Pope, Alabama | 66 | 2901 | 43.9 |
| 1999 | Corey Gibbs, LSU | 57 | 2452 | 43.0 |
| 2000 | Alan Rhine, Florida | 47 | 2035 | 43.3 |
| 2001 | Glenn Pakulak, Kentucky | 56 | 2492 | 44.5 |
| 2002 | Glenn Pakulak, Kentucky | 66 | 3008 | 45.6 |
| 2003 | Dustin Colquitt, Tennessee | 68 | 3081 | 45.3 |
| 2004 | Jared Cook, Mississippi State | 49 | 2143 | 43.7 |
| 2005 | Kody Bliss, Auburn | 44 | 1975 | 44.9 |
| 2006 | Kody Bliss, Auburn | 47 | 2149 | 45.7 |
| 2007 | Patrick Fisher, LSU | 59 | 2627 | 44.5 |
| 2008 | Tim Masthay, Kentucky | 53 | 2397 | 45.2 |
| 2009 | Drew Butler, Georgia | 56 | 2691 | 48.1 |
| 2010 | Tyler Campbell, Ole Miss | 60 | 2782 | 46.4 |
| 2011 | Dylan Breeding, Arkansas | 53 | 2400 | 45.3 |
| 2012 | Kyle Christy, Florida | 66 | 3023 | 45.8 |
| 2013 | Drew Kaser, Texas A&M | 44 | 2085 | 47.4 |
| 2014 | JK Scott, Alabama | 55 | 2640 | 48.0 |
| 2015 | Drew Kaser, Texas A&M | 60 | 2848 | 47.5 |
| 2016 | Johnny Townsend, Florida | 64 | 3065 | 47.9 |
| 2017 | Johnny Townsend, Florida | 64 | 3043 | 47.5 |
| 2018 | Braden Mann, Texas A&M | 50 | 2549 | 51.0 |
| 2019 | Max Duffy, Kentucky | 49 | 2358 | 48.1 |
| 2020 | Jake Camarda, Georgia | 31 | 1484 | 47.9 |
| 2021 | Jake Camarda, Georgia | 46 | 2147 | 46.7 |
| 2022 | Kai Kroeger, South Carolina | 58 | 2675 | 46.1 |
| 2023 | Matt Hayball, Vanderbilt | 57 | 2713 | 47.6 |

KICKOFF RETURNS

| Year | Player (School) | Ret | Yds | TD | Avg. |
|------|----------------------------------|-----|-----|----|------|
| 1959 | Calvin Bird, Kentucky | 14 | 426 | 1 | 30.4 |
| 1960 | Calvin Bird, Kentucky | 14 | 344 | - | 24.5 |
| 1961 | Larry McIntire, Tulane | 15 | 352 | - | 23.5 |
| 1962 | Jerry Graves, Tulane | 21 | 513 | - | 24.4 |
| 1963 | Roger Bird, Kentucky | 11 | 332 | - | 30.2 |
| 1964 | Dan Bland, Mississippi State | 20 | 558 | 1 | 27.9 |
| 1965 | Dan Bland, Mississippi State | 20 | 449 | 0 | 22.9 |
| 1966 | Marcus Rhoden, Mississippi State | 26 | 572 | 1 | 22.0 |
| 1967 | Dave Strong, Vanderbilt | 28 | 577 | 0 | 20.6 |
| 1968 | David Smith, Mississippi State | 27 | 590 | 0 | 21.9 |
| 1969 | Doug Mathews, Vanderbilt | 26 | 607 | 0 | 23.3 |
| 1970 | Jeff Peebles, Vanderbilt | 33 | 646 | 0 | 19.6 |

| | | | | | |
|------|---------------------------------------|----|-----|---|------|
| 1971 | Doug Kotar, Kentucky | 24 | 589 | 1 | 24.5 |
| 1972 | Doug Nettles, Vanderbilt | 23 | 566 | 0 | 24.6 |
| 1973 | Walter Packer, Mississippi State | 26 | 547 | 0 | 21.0 |
| 1974 | Gene Washington, Georgia | 28 | 669 | 0 | 23.9 |
| 1975 | Robert Dow, LSU | 23 | 598 | 0 | 26.0 |
| 1976 | Robert Dow, LSU | 20 | 499 | 0 | 24.9 |
| 1977 | James Brooks, Auburn | 27 | 654 | 0 | 24.2 |
| 1978 | Lindsay Scott, Georgia | 20 | 529 | 1 | 26.5 |
| 1979 | James Brooks, Auburn | 21 | 577 | 0 | 27.5 |
| 1980 | Glen Young, Mississippi State | 19 | 525 | 1 | 27.6 |
| 1981 | Eric Martin, LSU | 18 | 526 | 1 | 29.2 |
| 1982 | Willie Gault, Tennessee | 23 | 549 | 1 | 23.9 |
| 1983 | Randall Morris, Tennessee | 15 | 447 | 0 | 29.8 |
| 1984 | Marc Logan, Kentucky | 11 | 289 | 0 | 26.2 |
| 1985 | Willie Goodloe, Ole Miss | 22 | 506 | 0 | 23.0 |
| 1986 | J.R. Ambrose, Ole Miss | 13 | 353 | 1 | 27.2 |
| 1987 | Sam Martin, LSU | 17 | 459 | 0 | 27.0 |
| 1988 | Anthony Morgan, Tennessee | 24 | 580 | 0 | 24.2 |
| 1989 | Arthur Marshall, Georgia | 16 | 445 | 0 | 27.8 |
| 1990 | Dale Carter, Tennessee | 17 | 507 | 1 | 29.8 |
| 1991 | Larry Kennedy, Florida | 12 | 331 | 0 | 27.6 |
| 1992 | David Butler, LSU | 21 | 531 | 0 | 25.3 |
| 1993 | Billy Williams, Tennessee | 13 | 369 | 0 | 28.4 |
| 1994 | Eric Moulds, Mississippi State | 13 | 426 | 0 | 32.8 |
| 1995 | Reidel Anthony, Florida | 19 | 472 | 1 | 24.8 |
| 1996 | John Avery, Ole Miss | 17 | 473 | 2 | 27.8 |
| 1997 | Boo Williams, South Carolina | 18 | 527 | 2 | 29.3 |
| 1998 | Craig Yeast, Kentucky | 14 | 410 | 1 | 29.3 |
| 1999 | Leonard Scott, Tennessee | 20 | 540 | 1 | 27.0 |
| 2000 | Ray Perkins, Vanderbilt | 14 | 344 | 0 | 24.6 |
| 2001 | Jason Armstead, Ole Miss | 19 | 524 | 1 | 27.6 |
| 2002 | Derek Abney, Kentucky | 30 | 804 | 2 | 26.8 |
| 2003 | Derek Abney, Kentucky | 32 | 772 | 0 | 24.1 |
| 2004 | Tyrone Prothro, Alabama | 17 | 452 | 1 | 26.6 |
| 2005 | Felix Jones, Arkansas | 17 | 543 | 1 | 31.9 |
| 2006 | Tristan Davis, Auburn | 28 | 756 | 0 | 27.0 |
| 2007 | Felix Jones, Arkansas | 22 | 652 | 2 | 29.6 |
| 2008 | Tristan Davis, Auburn | 24 | 657 | 2 | 27.4 |
| 2009 | D. Washington, Auburn | 16 | 497 | 1 | 31.1 |
| 2010 | Pa. Peterson, LSU | 32 | 932 | 0 | 29.1 |
| 2011 | Tre Mason, Auburn | 24 | 633 | 1 | 26.4 |
| 2012 | Cordarrelle Patterson, Tennessee | 24 | 671 | 1 | 28.0 |
| 2013 | Solomon Patton, Florida | 22 | 642 | 1 | 29.2 |
| 2014 | Marcus Murphy, Missouri | 17 | 504 | 2 | 29.6 |
| 2015 | Evan Berry, Tennessee | 21 | 804 | 3 | 38.3 |
| 2016 | Justin Evans, Texas A&M | 15 | 428 | 0 | 28.5 |
| 2017 | De'Vion Warren, Arkansas | 29 | 765 | 1 | 26.4 |
| 2018 | Jashaun Corbin, Texas A&M | 14 | 422 | 1 | 30.1 |
| 2019 | Jerrion Ealy, Ole Miss | 13 | 317 | 1 | 24.4 |
| 2020 | Kenny McIntosh, Georgia | 6 | 218 | 0 | 36.3 |
| 2021 | Jameson Williams, Alabama | 10 | 352 | 2 | 35.2 |
| 2022 | Lideatrick Griffin, Mississippi State | 19 | 613 | 1 | 32.3 |
| 2023 | Barion Brown, Kentucky | 16 | 576 | 3 | 36.0 |

PUNT RETURNS

| Year | Player (School) | Ret | Yds | TD | Avg. |
|------|--------------------------------------|-----|-----|----|------|
| 1959 | Billy Cannon, LSU | 15 | 221 | 1 | 14.7 |
| 1960 | Bill Jackson, Georgia | 9 | 191 | - | 21.2 |
| 1961 | Darrell Cox, Kentucky | 21 | 281 | - | 13.4 |
| 1962 | Cotton Clark, Alabama | 15 | 243 | - | 12.8 |
| 1963 | Joe Labruzzo, LSU | 9 | 215 | - | 28.1 |
| 1964 | Wayne Swinford, Georgia | 34 | 343 | 0 | 10.1 |
| 1965 | Marcus Rhoden, Mississippi State | 19 | 413 | 3 | 21.7 |
| 1966 | Dicky Lyons, Kentucky | 25 | 419 | 2 | 16.8 |
| 1967 | Jimmy Carter, Auburn | 38 | 473 | 2 | 12.4 |
| 1968 | Jake Scott, Georgia | 35 | 440 | 1 | 12.6 |
| 1969 | Bobby Majors, Tennessee | 38 | 457 | 2 | 12.0 |
| 1970 | Craig Burns, LSU | 21 | 339 | 2 | 16.1 |
| 1971 | Buzy Rosenberg, Georgia | 35 | 438 | 2 | 12.8 |
| 1972 | Eddie Brown, Tennessee | 42 | 429 | 0 | 10.2 |
| 1973 | Mike Fuller, Auburn | 20 | 381 | 0 | 19.1 |
| 1974 | Mike Fuller, Auburn | 30 | 502 | 3 | 16.7 |
| 1975 | Willie Shelby, Alabama | 45 | 396 | 1 | 8.8 |
| 1976 | Mark Mitchell, Georgia | 20 | 233 | 0 | 11.6 |
| 1977 | Mike Siganos, Kentucky | 43 | 308 | 0 | 7.2 |
| 1978 | Richard Blackmore, Mississippi State | 11 | 155 | 0 | 14.1 |
| 1979 | Roland James, Tennessee | 19 | 243 | 1 | 12.8 |

RECORDS AND RESULTS

| | | | | | |
|------|-----------------------------------|----|-----|---|------|
| 1980 | Scott Woerner, Georgia | 31 | 488 | 1 | 15.7 |
| 1981 | Glen Young, Mississippi State | 19 | 307 | 2 | 16.2 |
| 1982 | Lionel James, Auburn | 25 | 394 | 0 | 15.8 |
| 1983 | Timmy Moffett, Ole Miss | 17 | 238 | 1 | 14.0 |
| 1984 | Ricky Nattiel, Florida | 22 | 346 | 1 | 15.7 |
| 1985 | Brian Williams, Kentucky | 20 | 223 | 1 | 11.1 |
| 1986 | Thomas Woods, Tennessee | 18 | 203 | 0 | 11.3 |
| 1987 | Nathaniel Lewis, Georgia | 14 | 194 | 1 | 13.9 |
| 1988 | Chuck Carswell, Georgia | 31 | 388 | 0 | 12.5 |
| 1989 | Chris Tolbert, Kentucky | 16 | 212 | 1 | 13.3 |
| 1990 | Tony James, Mississippi State | 23 | 341 | 2 | 14.8 |
| 1991 | David Palmer, Alabama | 24 | 386 | 3 | 16.1 |
| 1992 | Jeff Brothers, Vanderbilt | 20 | 246 | 0 | 12.3 |
| 1993 | Shawn Summers, Tennessee | 18 | 255 | 1 | 14.2 |
| 1994 | Nilo Silvan, Tennessee | 15 | 272 | 0 | 18.1 |
| 1995 | Eddie Kennison, LSU | 19 | 253 | 0 | 13.3 |
| 1996 | Kevin Faulk, LSU | 24 | 375 | 1 | 15.6 |
| 1997 | Jacquez Green, Florida | 27 | 392 | 2 | 14.5 |
| 1998 | Kevin Prentiss, Mississippi State | 26 | 339 | 1 | 13.0 |
| 1999 | Kendrick Shanklin, Kentucky | 16 | 216 | 1 | 13.5 |
| 2000 | Lito Sheppard, Florida | 22 | 307 | 2 | 14.0 |
| 2001 | Domanick Davis, LSU | 19 | 263 | 1 | 13.8 |
| 2002 | Derek Abney, Kentucky | 36 | 544 | 4 | 15.1 |
| 2003 | Skyler Green, LSU | 25 | 462 | 2 | 18.5 |
| 2004 | Thomas Flowers, Georgia | 16 | 242 | 0 | 15.1 |
| 2005 | Rafael Little, Kentucky | 21 | 355 | 0 | 16.9 |
| 2006 | Mikey Henderson, Georgia | 25 | 367 | 2 | 14.7 |
| 2007 | Brandon James, Florida | 14 | 254 | 1 | 18.1 |
| 2008 | Robert Dunn, Auburn | 15 | 240 | 1 | 16.0 |
| 2009 | Trindon Holliday, LSU | 20 | 362 | 1 | 18.1 |
| 2010 | Pa. Peterson, LSU | 26 | 418 | 2 | 16.1 |
| 2011 | Joe Adams, Arkansas | 19 | 321 | 4 | 16.9 |
| 2012 | Ace Sanders, South Carolina | 28 | 429 | 2 | 15.3 |
| 2013 | Christian Jones, Alabama | 23 | 321 | 2 | 14.0 |
| 2014 | Quan Bray, Auburn | 15 | 22 | 2 | 18.1 |
| 2015 | Christian Kirk, Texas A&M | 14 | 341 | 2 | 24.4 |
| 2016 | Christian Kirk, Texas A&M | 13 | 282 | 3 | 21.7 |
| 2017 | Mecole Hardman, Georgia | 23 | 271 | 0 | 11.8 |
| 2018 | Mecole Hardman, Georgia | 16 | 321 | 1 | 20.1 |
| 2019 | Jaylen Waddle, Alabama | 20 | 487 | 1 | 24.4 |
| 2020 | Derek Stingley, LSU | 6 | 97 | 0 | 16.2 |
| 2021 | Velus Jones Jr., Tennessee | 18 | 272 | 0 | 15.1 |
| 2022 | Dee Williams, Tennessee | 15 | 281 | 1 | 18.7 |
| 2023 | Keionte Scott, Auburn | 15 | 222 | 1 | 14.8 |

| | | |
|------|------------------------------------|----|
| 1981 | Jeremiah Castille, Alabama | 5 |
| | Bruce Vaughan, Florida | 5 |
| 1982 | Terry Hoage, Georgia | 12 |
| 1983 | Roger Clark, Ole Miss | 4 |
| | Eugene Daniel, LSU | 4 |
| | Charles Davis, Tennessee | 4 |
| | Bruce Vaughan, Florida | 4 |
| 1984 | Paul Calhoun, Kentucky | 7 |
| 1985 | Chris White, Tennessee | 9 |
| 1986 | Chris Carrier, LSU | 6 |
| 1987 | Todd Sandroni, Ole Miss | 7 |
| 1988 | Greg Jackson, LSU | 7 |
| | Todd Sandroni, Ole Miss | 7 |
| 1989 | Ben Smith, Georgia | 10 |
| 1990 | Will White, Florida | 7 |
| 1991 | George Teague, Alabama | 6 |
| 1992 | Antonio Langham, Alabama | 6 |
| | George Teague, Alabama | 6 |
| 1993 | Alundis Brice, Ole Miss | 7 |
| | Antonio Langham, Alabama | 7 |
| 1994 | Brian Robinson, Auburn | 8 |
| 1995 | Spencer Brown, Arkansas | 5 |
| | Kevin Jackson, Alabama | 5 |
| 1996 | Kevin Jackson, Alabama | 7 |
| 1997 | Cedric Donaldson, LSU | 7 |
| 1998 | Robert Bean, Mississippi State | 5 |
| | Deon Grant, Tennessee | 5 |
| | Zac Painter, Arkansas | 5 |
| | Kirby Smart, Georgia | 5 |
| 1999 | Deon Grant, Tennessee | 9 |
| 2000 | Lito Sheppard, Florida | 6 |
| | Tim Wansley, Georgia | 6 |
| 2001 | Karlos Dansby, Auburn | 5 |
| | Damien James, LSU | 5 |
| 2002 | Corey Webster, LSU | 7 |
| 2003 | Keiwan Ratliff, Florida | 9 |
| 2004 | Junior Rosegreen, Auburn | 6 |
| | Ko Simpson, South Carolina | 6 |
| 2005 | Tim Jennings, Georgia | 4 |
| | Jeramie Johnson, Mississippi State | 4 |
| | Jonathan Joseph, South Carolina | 4 |
| | Vickiel Vaughn, Arkansas | 4 |
| 2006 | Ryan Smith, Florida | 8 |
| 2007 | Rashad Johnson, Alabama | 6 |
| | D.J. Moore, Vanderbilt | 6 |
| | Craig Steltz, LSU | 6 |
| 2008 | Eric Berry, Tennessee | 7 |
| | Ahmad Black, Florida | 7 |
| 2009 | Mark Barron, Alabama | 7 |
| 2010 | Robert Lester, Alabama | 8 |
| 2011 | Bacarri Rambo, Georgia | 8 |
| 2012 | Ha Ha Clinton-Dix, Alabama | 5 |
| | Byron Moore, Tennessee | 5 |
| | Darius Slay, Mississippi State | 5 |
| 2013 | Cody Prewitt, Ole Miss | 6 |
| 2014 | Senquez Golson, Ole Miss | 10 |
| 2015 | Dominick Sanders, Georgia | 6 |
| | Eddie Jackson, Alabama | 6 |
| 2016 | Minkah Fitzpatrick, Alabama | 6 |
| 2017 | Mark McLaurin, Mississippi State | 6 |
| | Andraez Williams, LSU | 6 |
| 2018 | Grant Delpit, LSU | 5 |
| 2019 | Derek Stingley, LSU | 6 |
| 2020 | Eric Stokes, Georgia | 4 |
| | Emmanuel Forbes, Mississippi State | 4 |
| | Kelvin Joseph, Kentucky | 4 |
| | Eli Ricks, LSU | 4 |
| 2021 | Jaylan Foster, South Carolina | 5 |
| | Montaric Brown, Arkansas | 5 |
| 2022 | Emmanuel Forbes, Mississippi State | 6 |
| 2023 | Terrion Arnold, Alabama | 5 |
| | Maxwell Hairston, Kentucky | 5 |

INTERCEPTIONS

| Year | Player (School) | INT |
|------|----------------------------------|-----|
| 1960 | Bobby Bethune, Mississippi State | 6 |
| | Bryant Harvard, Auburn | 6 |
| 1961 | Jimmy Burson, Auburn | 4 |
| | Darrell Cox, Kentucky | 4 |
| | Tommy Neck, LSU | 4 |
| | Johnny Robinson, LSU | 4 |
| 1962 | Mailon Faircloth, Tennessee | 5 |
| 1963 | Bruce Bennett, Florida | 6 |
| 1964 | David Malone, Vanderbilt | 6 |
| 1965 | Terry Beadles, Kentucky | 6 |
| | Lynn Hughes, Georgia | 6 |
| | Bobby Johns, Alabama | 6 |
| | Jerry Joseph, LSU | 6 |
| 1966 | Gerald Warfield, Ole Miss | 8 |
| 1967 | Mike Jones, Tennessee | 7 |
| 1968 | Jake Scott, Georgia | 10 |
| 1969 | Buddy McClinton, Auburn | 9 |
| 1970 | Bobby Majors, Tennessee | 10 |
| 1971 | Steve Higginbotham, Alabama | 7 |
| 1972 | Harry Harrison, Ole Miss | 9 |
| 1973 | Thomas Wingfield, Vanderbilt | 8 |
| 1974 | Randy Talbot, Florida | 7 |
| 1975 | Ralph Oaks, Vanderbilt | 7 |
| 1976 | Henry Davison, Mississippi State | 5 |
| | Dave Hayden, Kentucky | 5 |
| | Steve Jackson, LSU | 5 |
| 1977 | James McKinney, Auburn | 5 |
| 1978 | Chris Williams, LSU | 8 |
| 1979 | Jeff Hipp, Georgia | 6 |
| 1980 | Jeff Hipp, Georgia | 8 |



RECORDS AND RESULTS

NATIONAL ATTENDANCE LEADERS

1959

| | G | Att. | Avg. |
|--------|---|---------|--------|
| 3. LSU | 7 | 408,727 | 58,390 |

1960

| | G | Att. | Avg. |
|--------|---|---------|--------|
| 7. LSU | 6 | 318,899 | 53,150 |

1961

| | G | Att. | Avg. |
|--------|---|---------|--------|
| 3. LSU | 6 | 381,409 | 63,651 |

1962

| | G | Att. | Avg. |
|--------|---|---------|--------|
| 3. LSU | 6 | 397,701 | 66,284 |

1963

| | G | Att. | Avg. |
|--------|---|---------|--------|
| 2. LSU | 6 | 396,846 | 66,141 |

1964

| | G | Att. | Avg. |
|--------|---|---------|--------|
| 4. LSU | 6 | 380,687 | 63,448 |

1965

| | G | Att. | Avg. |
|--------|---|---------|--------|
| 4. LSU | 7 | 457,733 | 65,390 |

1966

| | G | Att. | Avg. |
|--------|---|---------|--------|
| 4. LSU | 6 | 386,098 | 64,350 |

1967

| | G | Att. | Avg. |
|-------------|---|---------|--------|
| 4. LSU | 7 | 454,101 | 64,872 |
| 10. Florida | 6 | 355,496 | 59,249 |

1968

| | G | Att. | Avg. |
|--------------|---|---------|--------|
| 5. LSU | 6 | 396,774 | 66,129 |
| 8. Tennessee | 6 | 373,550 | 62,258 |

1969

| | G | Att. | Avg. |
|-------------|---|---------|--------|
| 7. LSU | 6 | 388,461 | 64,744 |
| 9. Alabama | 4 | 242,932 | 60,733 |
| 10. Georgia | 6 | 360,417 | 60,070 |

1970

| | G | Att. | Avg. |
|--------|---|---------|--------|
| 9. LSU | 7 | 436,823 | 62,403 |

1971

| | G | Att. | Avg. |
|------------|---|---------|--------|
| 5. LSU | 7 | 463,491 | 66,213 |
| 8. Alabama | 5 | 313,652 | 62,370 |

1972

| | G | Att. | Avg. |
|--------------|---|---------|--------|
| 5. Tennessee | 6 | 409,188 | 68,198 |
| 7. LSU | 7 | 470,078 | 67,154 |
| 9. Alabama | 9 | 572,372 | 63,597 |

1973

| | G | Att. | Avg. |
|--------------|---|---------|--------|
| 5. LSU | 7 | 474,108 | 67,730 |
| 6. Tennessee | 7 | 460,641 | 65,806 |
| 8. Alabama | 5 | 316,548 | 63,310 |

1974

| | G | Att. | Avg. |
|--------------|---|---------|--------|
| 5. Tennessee | 8 | 929,127 | 66,141 |
| 6. LSU | 6 | 395,587 | 65,931 |
| 9. Alabama | 7 | 442,661 | 63,237 |

1975

| | G | Att. | Avg. |
|--------------|---|---------|--------|
| 5. Tennessee | 7 | 508,724 | 72,674 |
| 9. LSU | 6 | 386,171 | 64,362 |
| 10. Alabama | 7 | 435,583 | 62,226 |

1976

| | G | Att. | Avg. |
|--------------|---|---------|--------|
| 3. Tennessee | 7 | 564,922 | 80,703 |
| 7. LSU | 7 | 452,921 | 64,703 |

1977

| | G | Att. | Avg. |
|--------------|---|---------|--------|
| 3. Tennessee | 7 | 582,979 | 83,283 |
| 7. Alabama | 5 | 323,166 | 64,333 |
| 9. LSU | 7 | 445,433 | 63,633 |
| 10. Florida | 6 | 375,814 | 62,636 |

1978

| | G | Att. | Avg. |
|--------------|---|---------|--------|
| 3. Tennessee | 8 | 627,881 | 78,422 |
| 6. LSU | 6 | 446,392 | 74,398 |

1979

| | G | Att. | Avg. |
|--------------|---|---------|--------|
| 3. Tennessee | 6 | 512,139 | 85,357 |
| 8. LSU | 7 | 507,984 | 72,569 |

1980

| | G | Att. | Avg. |
|--------------|---|---------|--------|
| 2. Tennessee | 8 | 709,193 | 88,649 |
| 7. LSU | 6 | 444,703 | 74,117 |
| 9. Alabama | 7 | 494,662 | 70,666 |

1981

| | G | Att. | Avg. |
|--------------|---|---------|--------|
| 2. Tennessee | 6 | 558,996 | 93,166 |
| 5. Georgia | 6 | 484,162 | 80,694 |
| 8. LSU | 7 | 513,850 | 73,407 |

1982

| | G | Att. | Avg. |
|--------------|---|---------|--------|
| 2. Tennessee | 6 | 561,102 | 93,517 |
| 5. Georgia | 6 | 490,080 | 81,680 |
| 6. LSU | 7 | 537,012 | 76,716 |
| 9. Florida | 7 | 535,432 | 73,855 |

1983

| | G | Att. | Avg. |
|--------------|---|---------|--------|
| 2. Tennessee | 7 | 659,059 | 94,151 |
| 4. Georgia | 7 | 574,898 | 82,128 |
| 6. LSU | 7 | 535,432 | 76,490 |
| 9. Auburn | 7 | 524,065 | 74,866 |

1984

| | G | Att. | Avg. |
|--------------|---|---------|--------|
| 2. Tennessee | 7 | 654,602 | 93,515 |
| 6. LSU | 6 | 467,746 | 77,958 |
| 7. Georgia | 6 | 466,884 | 77,814 |

1985

| | G | Att. | Avg. |
|--------------|---|---------|--------|
| 2. Tennessee | 7 | 658,690 | 94,099 |
| 5. Georgia | 7 | 567,888 | 81,127 |
| 9. LSU | 6 | 454,182 | 75,697 |

1986

| | G | Att. | Avg. |
|--------------|---|---------|--------|
| 2. Tennessee | 7 | 643,317 | 91,902 |
| 5. Georgia | 6 | 477,573 | 79,596 |
| 7. LSU | 7 | 546,471 | 78,067 |
| 9. Florida | 7 | 528,188 | 75,455 |

1987

| | G | Att. | Avg. |
|------------|---|---------|--------|
| 5. Georgia | 6 | 476,614 | 79,436 |
| 6. Auburn | 7 | 551,276 | 78,754 |
| 7. LSU | 7 | 541,238 | 77,320 |

1988

| | G | Att. | Avg. |
|--------------|---|---------|--------|
| 2. Tennessee | 6 | 551,677 | 91,946 |
| 6. Georgia | 6 | 481,406 | 80,234 |
| 7. LSU | 6 | 464,006 | 77,334 |
| 10. Florida | 7 | 517,019 | 73,860 |

1989

| | G | Att. | Avg. |
|--------------|---|---------|--------|
| 2. Tennessee | 7 | 666,540 | 95,220 |
| 5. Auburn | 7 | 569,975 | 81,425 |
| 6. Georgia | 6 | 481,038 | 80,173 |
| 10. Florida | 7 | 526,827 | 75,261 |

1990

| | G | Att. | Avg. |
|--------------|---|---------|--------|
| 2. Tennessee | 6 | 563,502 | 93,917 |
| 5. Auburn | 7 | 577,556 | 82,508 |
| 6. Georgia | 6 | 489,210 | 81,535 |
| 9. Alabama | 6 | 438,258 | 73,043 |

1991

| | G | Att. | Avg. |
|--------------|---|---------|--------|
| 2. Tennessee | 6 | 578,389 | 96,398 |
| 5. Florida | 6 | 506,729 | 84,455 |
| 6. Georgia | 7 | 577,922 | 82,560 |
| 7. Auburn | 7 | 552,155 | 78,879 |
| 9. Alabama | 6 | 453,094 | 75,516 |

1992

| | G | Att. | Avg. |
|--------------|---|---------|--------|
| 2. Tennessee | 6 | 575,544 | 95,924 |
| 5. Florida | 7 | 586,626 | 83,804 |
| 6. Georgia | 6 | 499,162 | 83,194 |
| 8. Alabama | 7 | 537,264 | 76,752 |
| 10. Auburn | 7 | 510,549 | 72,936 |

1993

| | G | Att. | Avg. |
|--------------|---|---------|--------|
| 2. Tennessee | 7 | 667,280 | 95,326 |
| 5. Florida | 6 | 507,072 | 84,512 |
| 6. Auburn | 7 | 567,506 | 81,072 |
| 7. Georgia | 6 | 468,457 | 78,076 |
| 8. Alabama | 7 | 529,765 | 75,681 |

1994

| | G | Att. | Avg. |
|--------------|---|---------|--------|
| 3. Tennessee | 6 | 573,821 | 95,637 |
| 5. Florida | 7 | 596,986 | 85,284 |
| 6. Georgia | 6 | 488,633 | 81,439 |
| 7. Auburn | 7 | 569,013 | 81,288 |

1995

| | G | Att. | Avg. |
|--------------|---|---------|--------|
| 2. Tennessee | 7 | 662,857 | 94,694 |
| 5. Florida | 6 | 510,832 | 85,139 |
| 6. Georgia | 6 | 503,687 | 83,948 |
| 7. Auburn | 7 | 568,266 | 81,181 |

1996

| | G | Att. | Avg. |
|----------------|---|---------|---------|
| 2. Tennessee | 6 | 632,509 | 105,418 |
| 5. Florida | 6 | 512,424 | 85,404 |
| 6. Auburn | 7 | 577,278 | 82,468 |
| 7. S. Carolina | 6 | 477,208 | 79,535 |
| 8. LSU | 7 | 556,631 | 79,519 |
| 9. Georgia | 6 | 475,630 | 79,272 |

1997

| | G | Att. | Avg. |
|-----------------|---|---------|---------|
| 1. Tennessee | 6 | 639,227 | 106,538 |
| 5. Florida | 6 | 512,775 | 85,463 |
| 6. Auburn | 6 | 501,267 | 83,545 |
| 7. Georgia | 6 | 494,375 | 82,396 |
| 9. LSU | 7 | 561,016 | 80,145 |
| 10. S. Carolina | 6 | 480,041 | 80,007 |

RECORDS AND RESULTS

| 1998 | | | |
|--------------|---|---------|---------|
| | G | Att. | Avg. |
| 2. Tennessee | 6 | 641,484 | 106,914 |
| 5. Georgia | 6 | 513,710 | 85,618 |
| 6. Florida | 6 | 511,792 | 85,299 |
| 7. Alabama | 7 | 578,693 | 82,670 |
| 8. Auburn | 7 | 567,773 | 81,110 |
| 10. LSU | 6 | 481,739 | 80,290 |

| 1999 | | | |
|--------------|---|---------|---------|
| | G | Att. | Avg. |
| 2. Tennessee | 7 | 747,873 | 106,839 |
| 5. Georgia | 6 | 516,702 | 86,117 |
| 6. Florida | 6 | 512,960 | 85,494 |
| 7. Alabama | 7 | 582,563 | 83,223 |
| 9. Auburn | 7 | 566,333 | 80,904 |

| 2000 | | | |
|--------------|---|---------|---------|
| | G | Att. | Avg. |
| 2. Tennessee | 6 | 645,567 | 107,595 |
| 5. LSU | 7 | 614,704 | 87,815 |
| 6. Florida | 6 | 511,518 | 85,253 |
| 7. Georgia | 6 | 506,922 | 84,487 |
| 8. Alabama | 6 | 502,622 | 83,770 |
| 10. Auburn | 6 | 491,433 | 81,906 |

| 2001 | | | |
|-----------------|---|---------|---------|
| | G | Att. | Avg. |
| 3. Tennessee | 6 | 641,059 | 106,843 |
| 5. LSU | 7 | 633,439 | 90,491 |
| 6. Georgia | 6 | 519,120 | 86,520 |
| 7. Auburn | 6 | 512,691 | 85,449 |
| 8. Florida | 6 | 512,590 | 85,432 |
| 11. S. Carolina | 7 | 578,295 | 82,614 |

| 2002 | | | |
|-----------------|---|---------|---------|
| | G | Att. | Avg. |
| 3. Tennessee | 7 | 746,936 | 106,705 |
| 5. LSU | 7 | 632,147 | 90,307 |
| 6. Georgia | 7 | 605,640 | 86,520 |
| 7. Florida | 7 | 596,296 | 85,185 |
| 8. Auburn | 7 | 580,600 | 82,943 |
| 9. Alabama | 7 | 579,999 | 82,857 |
| 10. S. Carolina | 6 | 492,828 | 82,138 |

| 2003 | | | |
|--------------|---|---------|---------|
| | G | Att. | Avg. |
| 3. Tennessee | 7 | 728,553 | 105,038 |
| 5. Georgia | 6 | 552,000 | 92,058 |
| 6. LSU | 7 | 641,200 | 90,974 |
| 7. Florida | 6 | 531,288 | 90,177 |
| 8. Auburn | 7 | 602,441 | 85,203 |

| 2004 | | | |
|--------------|---|---------|---------|
| | G | Att. | Avg. |
| 2. Tennessee | 7 | 746,507 | 106,644 |
| 5. Georgia | 6 | 556,476 | 92,746 |
| 6. LSU | 7 | 638,462 | 91,209 |
| 7. Florida | 6 | 530,453 | 88,409 |

| 2005 | | | |
|--------------|---|---------|---------|
| | G | Att. | Avg. |
| 2. Tennessee | 6 | 645,558 | 107,593 |
| 5. Georgia | 6 | 556,476 | 92,746 |
| 6. LSU | 6 | 549,480 | 91,580 |
| 8. Florida | 6 | 542,435 | 90,406 |
| 10. Auburn | 7 | 589,124 | 84,160 |

| 2006 | | | |
|--------------|---|---------|---------|
| | G | Att. | Avg. |
| 3. Tennessee | 7 | 740,521 | 105,789 |
| 5. Georgia | 7 | 649,222 | 92,746 |
| 6. LSU | 8 | 737,696 | 92,212 |
| 7. Alabama | 8 | 737,104 | 92,138 |
| 9. Florida | 7 | 632,866 | 90,409 |

| 2007 | | | |
|--------------|---|---------|---------|
| | G | Att. | Avg. |
| 4. Tennessee | 7 | 727,426 | 103,918 |
| 5. Georgia | 7 | 649,222 | 92,746 |
| 6. LSU | 7 | 648,334 | 92,619 |
| 7. Alabama | 7 | 644,966 | 92,138 |
| 8. Florida | 7 | 632,715 | 90,388 |

| 2008 | | | |
|--------------|---|---------|---------|
| | G | Att. | Avg. |
| 4. Tennessee | 7 | 710,136 | 101,448 |
| 6. Georgia | 6 | 556,476 | 92,746 |
| 7. LSU | 7 | 739,065 | 92,383 |
| 8. Alabama | 7 | 644,966 | 92,138 |
| 8. Florida | 7 | 633,807 | 90,544 |
| 10. Auburn | 7 | 608,482 | 86,915 |

| 2009 | | | |
|--------------|---|---------|--------|
| | G | Att. | Avg. |
| 5. Tennessee | 8 | 793,760 | 99,220 |
| 6. Georgia | 6 | 556,476 | 92,746 |
| 7. LSU | 7 | 647,420 | 92,489 |
| 8. Alabama | 7 | 644,084 | 92,012 |
| 9. Florida | 7 | 634,446 | 90,635 |

| 2010 | | | |
|--------------|---|---------|---------|
| | G | Att. | Avg. |
| 4. Alabama | 7 | 712,747 | 101,821 |
| 6. Tennessee | 7 | 698,465 | 99,781 |
| 7. Georgia | 6 | 556,476 | 92,746 |
| 8. LSU | 7 | 649,023 | 92,718 |
| 9. Florida | 7 | 633,579 | 90,511 |
| 10. Auburn | 8 | 688,692 | 86,087 |

| 2011 | | | |
|--------------|---|---------|---------|
| | G | Att. | Avg. |
| 3. Alabama | 7 | 712,747 | 101,821 |
| 6. Tennessee | 8 | 757,136 | 94,642 |
| 7. LSU | 6 | 557,210 | 92,868 |
| 8. Georgia | 6 | 555,676 | 92,613 |
| 9. Florida | 7 | 623,429 | 89,061 |

| 2012 | | | |
|--------------|---|---------|---------|
| | G | Att. | Avg. |
| 3. Alabama | 7 | 712,052 | 101,722 |
| 6. Georgia | 7 | 648,922 | 92,703 |
| 7. LSU | 8 | 741,005 | 92,626 |
| 8. Tennessee | 7 | 629,752 | 89,965 |
| 10. Florida | 7 | 613,182 | 87,597 |

| 2013 | | | |
|--------------|---|---------|---------|
| | G | Att. | Avg. |
| 3. Alabama | 7 | 710,538 | 101,505 |
| 6. Tennessee | 7 | 669,087 | 95,584 |
| 7. Georgia | 6 | 556,476 | 92,746 |
| 8. LSU | 7 | 639,927 | 91,418 |
| 10. Florida | 6 | 524,638 | 87,440 |

| 2014 | | | |
|--------------|---|---------|---------|
| | G | Att. | Avg. |
| 2. Texas A&M | 6 | 630,735 | 105,123 |
| 4. LSU | 7 | 712,063 | 101,723 |
| 6. Alabama | 7 | 710,736 | 101,534 |
| 7. Tennessee | 7 | 698,276 | 99,754 |
| 9. Georgia | 7 | 649,222 | 92,746 |

| 2015 | | | |
|--------------|---|---------|---------|
| | G | Att. | Avg. |
| 3. Texas A&M | 7 | 725,354 | 103,622 |
| 4. LSU | 6 | 612,026 | 102,004 |
| 5. Alabama | 7 | 707,786 | 101,112 |
| 6. Tennessee | 7 | 704,088 | 100,584 |
| 8. Georgia | 7 | 649,222 | 92,746 |
| 9. Florida | 7 | 630,457 | 90,065 |

| 2016 | | | |
|--------------|---|---------|---------|
| | G | Att. | Avg. |
| 3. Texas A&M | 7 | 713,418 | 101,917 |
| 4. Alabama | 7 | 712,747 | 101,821 |
| 5. LSU | 7 | 708,618 | 101,231 |
| 6. Tennessee | 7 | 706,776 | 100,968 |
| 9. Georgia | 6 | 556,476 | 92,746 |

| 2017 | | | |
|--------------|---|---------|---------|
| | G | Att. | Avg. |
| 4. Alabama | 7 | 712,053 | 101,722 |
| 5. Texas A&M | 7 | 691,612 | 98,802 |
| 6. LSU | 6 | 591,034 | 98,506 |
| 7. Tennessee | 7 | 670,454 | 95,779 |
| 9. Georgia | 6 | 556,476 | 92,746 |

| 2018 | | | |
|--------------|---|---------|---------|
| | G | Att. | Avg. |
| 4. Alabama | 7 | 710,931 | 101,562 |
| 5. LSU | 7 | 705,733 | 100,819 |
| 6. Texas A&M | 7 | 698,908 | 99,844 |
| 8. Tennessee | 7 | 650,887 | 92,984 |
| 9. Georgia | 7 | 649,222 | 92,746 |

| 2019 | | | |
|---------------|---|---------|---------|
| | G | Att. | Avg. |
| 4. Texas A&M | 7 | 711,258 | 101,608 |
| 5. Alabama | 7 | 707,817 | 101,117 |
| 6. LSU | 7 | 705,892 | 100,842 |
| 8. Georgia | 7 | 649,722 | 92,817 |
| 10. Tennessee | 8 | 702,912 | 87,864 |

| 2021 | | | |
|--------------|---|---------|---------|
| | G | Att. | Avg. |
| 3. Texas A&M | 7 | 720,181 | 102,883 |
| 4. Alabama | 7 | 691,038 | 98,720 |
| 6. LSU | 7 | 663,653 | 94,808 |
| 7. Georgia | 6 | 556,476 | 92,746 |
| 9. Tennessee | 8 | 691,088 | 86,386 |

| 2022 | | | |
|--------------|---|---------|---------|
| | G | Att. | Avg. |
| 4. LSU | 7 | 704,172 | 100,596 |
| 5. Tennessee | 7 | 703,727 | 100,532 |
| 7. Alabama | 7 | 692,870 | 98,981 |
| 8. Texas A&M | 7 | 680,491 | 97,213 |
| 9. Georgia | 6 | 556,476 | 92,746 |
| 10. Florida | 7 | 610,261 | 87,180 |

| 2023 | | | |
|--------------|---|---------|---------|
| | G | Att. | Avg. |
| 4. Tennessee | 7 | 713,405 | 101,915 |
| 6. LSU | 7 | 705,191 | 100,742 |
| 7. Alabama | 7 | 700,539 | 100,077 |
| 8. Texas A&M | 7 | 694,639 | 99,234 |
| 9. Georgia | 7 | 649,222 | 92,746 |
| 10. Florida | 6 | 537,522 | 89,587 |



RECORDS AND RESULTS

CONFERENCE ATTENDANCE LEADERS

| 1981 | | | | |
|------------|-----------|------------|------------------|---------------|
| TEAM | GAMES | ATTENDANCE | AVERAGE | |
| Big Ten | 10 | 60 | 3,818,728 | 63,645 |
| SEC | 10 | 61 | 3,846,492 | 63,057 |
| Big 8 | 8 | 50 | 2,559,480 | 51,190 |
| Pac 10 | 10 | 59 | 2,772,237 | 46,987 |
| SWC | 9 | 54 | 2,232,757 | 41,347 |
| ACC | 7 | 40 | 1,589,152 | 39,729 |
| WAC | 9 | 51 | 1,443,515 | 28,304 |

| 1982 | | | | |
|------------|-----------|------------|------------------|---------------|
| TEAM | GAMES | ATTENDANCE | AVERAGE | |
| Big Ten | 10 | 59 | 3,935,722 | 66,707 |
| SEC | 10 | 66 | 4,206,507 | 63,735 |
| Big 8 | 8 | 48 | 2,377,389 | 49,529 |
| Pac 10 | 10 | 59 | 2,745,676 | 46,537 |
| SWC | 9 | 52 | 2,226,009 | 42,808 |
| ACC | 8 | 41 | 1,706,451 | 41,621 |
| WAC | 9 | 53 | 1,605,684 | 30,296 |

| 1983 | | | | | |
|------------|-----------|------------|------------------|-------------|---------------|
| TEAMS | GAMES | ATTENDANCE | PCT/CAPACITY | AVERAGE | |
| Big Ten | 10 | 59 | 3,710,931 | 94.1 | 67,471 |
| SEC | 10 | 65 | 4,214,702 | 98.5 | 64,842 |
| Big 8 | 8 | 49 | 2,398,184 | 85.7 | 48,943 |
| Pac 10 | 10 | 58 | 2,740,406 | 72.2 | 47,248 |
| ACC | 8 | 49 | 2,087,800 | 88.6 | 42,608 |
| SWC | 9 | 56 | 2,292,540 | 69.3 | 40,938 |
| WAC | 9 | 52 | 1,567,062 | 62.1 | 30,136 |

| 1984 | | | | | |
|------------|-----------|------------|------------------|-------------|---------------|
| TEAMS | GAMES | ATTENDANCE | PCT/CAPACITY | AVERAGE | |
| Big Ten | 10 | 58 | 3,943,802 | 94.1 | 67,997 |
| SEC | 10 | 63 | 4,007,351 | 97.0 | 63,609 |
| Big 8 | 8 | 45 | 2,247,010 | 86.7 | 49,934 |
| Pac 10 | 10 | 63 | 2,976,655 | 70.7 | 47,248 |
| ACC | 8 | 46 | 1,998,274 | 88.9 | 43,441 |
| SWC | 9 | 53 | 2,177,507 | 70.2 | 41,085 |
| WAC | 9 | 55 | 1,741,793 | 69.6 | 31,669 |

| 1985 | | | | | |
|------------|-----------|------------|------------------|-------------|---------------|
| TEAMS | GAMES | ATTENDANCE | PCT/CAPACITY | AVERAGE | |
| Big Ten | 10 | 60 | 4,015,693 | 93.9 | 66,928 |
| SEC | 10 | 63 | 4,017,104 | 95.8 | 63,764 |
| Pac 10 | 10 | 56 | 2,665,356 | 72.8 | 47,596 |
| Big 8 | 8 | 54 | 2,504,509 | 81.6 | 46,380 |
| ACC | 8 | 48 | 2,029,574 | 86.4 | 42,283 |
| SWC | 9 | 51 | 2,077,717 | 68.8 | 40,740 |
| WAC | 9 | 55 | 1,744,123 | 67.3 | 31,711 |

| 1986 | | | | | |
|------------|-----------|------------|------------------|-------------|---------------|
| TEAMS | GAMES | ATTENDANCE | PCT/CAPACITY | AVERAGE | |
| Big Ten | 10 | 61 | 4,006,845 | 92.8 | 65,686 |
| SEC | 10 | 69 | 4,351,832 | 94.3 | 63,070 |
| Pac 10 | 10 | 59 | 2,856,910 | 73.0 | 48,422 |
| Big 8 | 8 | 49 | 2,242,082 | 80.4 | 45,757 |
| ACC | 8 | 45 | 1,848,949 | 86.3 | 41,088 |
| SWC | 9 | 53 | 2,006,663 | 64.3 | 37,862 |
| WAC | 9 | 51 | 1,748,857 | 74.3 | 34,291 |

| 1987 | | | | | |
|------------|-----------|------------|------------------|-------------|---------------|
| TEAMS | GAMES | ATTENDANCE | PCT/CAPACITY | AVERAGE | |
| Big Ten | 10 | 61 | 3,990,524 | 90.7 | 65,418 |
| SEC | 10 | 64 | 4,117,046 | 94.1 | 64,329 |
| Pac 10 | 10 | 57 | 2,866,723 | 73.0 | 50,293 |
| Big 8 | 8 | 49 | 2,182,199 | 80.2 | 44,535 |
| ACC | 8 | 47 | 1,970,198 | 84.2 | 41,919 |
| SWC | 8 | 48 | 1,859,454 | 65.2 | 38,739 |
| WAC | 9 | 54 | 1,927,572 | 77.0 | 35,696 |

| 1988 | | | | | |
|------------|-----------|------------|------------------|-------------|---------------|
| TEAMS | GAMES | ATTENDANCE | PCT/CAPACITY | AVERAGE | |
| SEC | 10 | 62 | 3,912,241 | 91.3 | 63,101 |
| Big Ten | 10 | 59 | 3,714,231 | 88.2 | 62,953 |
| Pac 10 | 10 | 60 | 3,058,637 | 74.4 | 50,977 |
| Big 8 | 8 | 49 | 2,184,333 | 77.9 | 44,578 |
| ACC | 8 | 47 | 1,911,949 | 84.0 | 40,680 |
| SWC | 8 | 46 | 1,774,120 | 65.4 | 38,568 |
| WAC | 9 | 54 | 1,795,735 | 73.0 | 33,254 |

| 1989 | | | | | |
|------------|-----------|------------|------------------|-------------|---------------|
| TEAMS | GAMES | ATTENDANCE | PCT/CAPACITY | AVERAGE | |
| SEC | 10 | 63 | 4,123,005 | 94.5 | 65,445 |
| Big Ten | 10 | 59 | 3,492,647 | 83.5 | 59,197 |
| Pac 10 | 10 | 60 | 3,006,176 | 71.1 | 50,103 |
| Big 8 | 8 | 49 | 2,362,465 | 84.3 | 48,214 |
| ACC | 8 | 49 | 2,010,317 | 84.3 | 41,027 |
| SWC | 9 | 51 | 1,914,608 | 67.8 | 37,541 |
| WAC | 9 | 55 | 1,844,999 | 71.9 | 33,545 |

| 1990 | | | | | |
|------------|-----------|------------|------------------|-------------|---------------|
| TEAMS | GAMES | ATTENDANCE | PCT/CAPACITY | AVERAGE | |
| SEC | 10 | 66 | 4,215,400 | 93.3 | 63,870 |
| Big Ten | 10 | 60 | 3,533,504 | 82.6 | 58,892 |
| Pac 10 | 10 | 58 | 2,872,173 | 73.7 | 49,520 |
| Big 8 | 8 | 49 | 2,257,825 | 79.9 | 46,078 |
| ACC | 8 | 47 | 1,988,781 | 88.3 | 42,314 |
| SWC | 9 | 53 | 2,087,248 | 69.8 | 39,382 |
| WAC | 9 | 55 | 1,784,807 | 70.6 | 32,451 |

| 1991 | | | | | |
|------------|-----------|------------|------------------|-------------|---------------|
| TEAMS | GAMES | ATTENDANCE | PCT/CAPACITY | AVERAGE | |
| SEC | 10 | 61 | 4,063,190 | 95.5 | 66,610 |
| Big Ten | 10 | 61 | 3,674,654 | 83.1 | 60,240 |
| Pac 10 | 10 | 59 | 2,851,991 | 70.4 | 48,339 |
| Big 8 | 8 | 49 | 2,308,238 | 81.6 | 47,107 |
| ACC | 8 | 51 | 2,257,413 | 89.3 | 44,263 |
| SWC | 9 | 50 | 2,062,309 | 72.8 | 41,246 |
| Big East | 8 | 47 | 1,788,611 | 69.7 | 38,056 |
| WAC | 9 | 55 | 1,883,861 | 73.0 | 34,252 |

| 1992 | | | | | |
|------------|-----------|------------|------------------|-------------|---------------|
| TEAMS | GAMES | ATTENDANCE | PCT/CAPACITY | AVERAGE | |
| SEC | 12 | 76 | 4,844,014 | 93.5 | 63,737 |
| Big Ten | 10 | 60 | 3,600,410 | 82.4 | 60,007 |
| Big 8 | 8 | 47 | 2,247,907 | 82.3 | 47,828 |
| Pac 10 | 10 | 60 | 2,825,401 | 70.8 | 47,090 |
| ACC | 9 | 53 | 2,332,674 | 89.9 | 44,013 |
| Big East | 8 | 48 | 1,847,269 | 70.7 | 38,485 |
| SWC | 8 | 47 | 1,697,152 | 64.1 | 36,110 |
| WAC | 10 | 60 | 2,111,587 | 77.6 | 35,193 |

RECORDS AND RESULTS

| 1993 | | | | | |
|------------|-----------|-----------|------------------|--------------|---------------|
| | TEAMS | GAMES | ATTENDANCE | PCT/CAPACITY | AVERAGE |
| Big Ten | 11 | 68 | 4,320,397 | 85.9 | 63,535 |
| SEC | 12 | 78 | 4,897,564 | 91.9 | 62,789 |
| Pac-10 | 10 | 57 | 2,731,361 | 69.8 | 47,919 |
| Big 8 | 8 | 48 | 2,126,247 | 78.4 | 44,297 |
| ACC | 9 | 54 | 2,379,045 | 86.2 | 44,056 |
| Big East | 8 | 47 | 1,787,843 | 72.6 | 38,039 |
| SWC | 8 | 45 | 1,587,652 | 62.6 | 35,281 |

| 1994 | | | | | |
|------------|-----------|-----------|------------------|--------------|---------------|
| | TEAMS | GAMES | ATTENDANCE | PCT/CAPACITY | AVERAGE |
| Big Ten | 11 | 67 | 4,452,839 | 89.85 | 66,460 |
| SEC | 12 | 77 | 4,891,615 | 94.45 | 63,527 |
| Big 8 | 8 | 46 | 2,194,545 | 84.40 | 47,708 |
| Pac-10 | 10 | 59 | 2,785,373 | 73.36 | 47,210 |
| ACC | 9 | 51 | 2,248,700 | 87.52 | 44,092 |
| Big East | 8 | 46 | 1,902,096 | 73.93 | 41,350 |
| SWC | 8 | 43 | 1,588,955 | 65.36 | 36,952 |

| 1995 | | | | | |
|------------|-----------|-----------|------------------|--------------|---------------|
| | TEAMS | GAMES | ATTENDANCE | PCT/CAPACITY | AVERAGE |
| Big Ten | 11 | 68 | 4,592,499 | 91.4 | 67,537 |
| SEC | 12 | 76 | 4,827,834 | 93.6 | 63,524 |
| Big 8 | 8 | 50 | 2,414,804 | 86.5 | 48,296 |
| Pac-10 | 10 | 57 | 2,680,510 | 69.1 | 47,026 |
| ACC | 9 | 51 | 2,329,868 | 87.7 | 45,684 |
| SWC | 8 | 43 | 1,653,888 | 61.6 | 38,463 |
| Big East | 8 | 44 | 1,679,043 | 68.4 | 31,533 |

| 1996 | | | | | |
|------------|-----------|-----------|------------------|--------------|---------------|
| | TEAMS | GAMES | ATTENDANCE | PCT/CAPACITY | AVERAGE |
| Big Ten | 11 | 64 | 4,321,276 | 91.08 | 67,520 |
| SEC | 12 | 75 | 4,847,380 | 94.24 | 64,632 |
| Big 12 | 12 | 69 | 3,549,474 | 89.21 | 51,442 |
| Pac 10 | 10 | 58 | 2,761,006 | 71.78 | 47,604 |
| ACC | 9 | 50 | 2,203,849 | 85.27 | 44,077 |
| Big East | 8 | 47 | 1,825,870 | 68.60 | 38,848 |
| WAC | 16 | 91 | 2,615,219 | 63.72 | 28,739 |

| 1997 | | | | | |
|------------|-----------|-----------|------------------|--------------|---------------|
| | TEAMS | GAMES | ATTENDANCE | PCT/CAPACITY | AVERAGE |
| Big Ten | 11 | 70 | 4,744,211 | 89.8 | 67,774 |
| SEC | 12 | 76 | 5,005,126 | 91.1 | 65,857 |
| Big 12 | 12 | 71 | 3,640,692 | 85.1 | 51,277 |
| Pac-10 | 10 | 60 | 2,891,522 | 71.3 | 48,192 |
| ACC | 9 | 52 | 2,333,784 | 86.6 | 44,880 |
| Big East | 8 | 46 | 1,657,056 | 60.8 | 36,023 |
| WAC | 16 | 92 | 2,758,817 | 62.7 | 29,987 |

| 1998 | | | | | |
|------------|-----------|-----------|------------------|--------------|---------------|
| | TEAMS | GAMES | ATTENDANCE | PCT/CAPACITY | AVERAGE |
| SEC | 12 | 73 | 5,059,534 | 99.9 | 69,309 |
| Big Ten | 11 | 65 | 4,354,383 | 90.8 | 66,991 |
| Big 12 | 12 | 71 | 3,661,740 | 83.7 | 51,574 |
| Pac-10 | 10 | 60 | 3,024,262 | 75.3 | 50,404 |
| ACC | 9 | 51 | 2,330,879 | 79.2 | 45,704 |
| Big East | 8 | 48 | 1,914,957 | 71.7 | 39,895 |
| WAC | 16 | 91 | 2,594,194 | 58.8 | 28,508 |

| 1999 | | | | | |
|---------------|-----------|-----------|------------------|--------------|---------------|
| | TEAMS | GAMES | ATTENDANCE | PCT/CAPACITY | AVERAGE |
| SEC | 12 | 78 | 5,500,664 | 100.4 | 70,521 |
| Big Ten | 11 | 70 | 4,701,095 | 90.9 | 67,159 |
| Big 12 | 12 | 72 | 3,904,491 | 93.8 | 54,229 |
| Pac-10 | 10 | 59 | 2,857,994 | 73.4 | 48,441 |
| ACC | 9 | 51 | 2,298,711 | 85.7 | 45,073 |
| Big East | 8 | 46 | 1,837,478 | 71.6 | 39,945 |
| Mountain West | 8 | 43 | 1,489,527 | 79.7 | 34,640 |

| 2000 | | | | | |
|----------------|-----------|-----------|------------------|--------------|---------------|
| | TEAMS | GAMES | ATTENDANCE | PCT/CAPACITY | AVERAGE |
| SEC | 12 | 71 | 5,143,777 | 94.8 | 72,448 |
| Big Ten | 11 | 67 | 4,591,153 | 93.2 | 68,525 |
| Big 12 | 12 | 74 | 3,995,338 | 91.2 | 53,991 |
| Atlantic Coast | 9 | 54 | 2,653,816 | 88.6 | 49,145 |
| Pac-10 | 10 | 61 | 2,987,809 | 73.6 | 48,980 |
| Big East | 8 | 49 | 2,030,230 | 73.8 | 41,433 |
| Mountain West | 8 | 44 | 1,419,326 | 71.0 | 32,257 |

| 2001 | | | | | |
|----------------|-----------|-----------|------------------|--------------|---------------|
| | TEAMS | GAMES | ATTENDANCE | PCT/CAPACITY | AVERAGE |
| SEC | 12 | 77 | 5,554,032 | 97.9 | 72,130 |
| Big Ten | 11 | 66 | 4,640,167 | 92.8 | 70,306 |
| Big 12 | 12 | 76 | 4,232,596 | 93.2 | 55,692 |
| Atlantic Coast | 9 | 56 | 2,776,904 | 90.4 | 49,588 |
| Pac-10 | 10 | 58 | 2,821,866 | 73.2 | 48,653 |
| Big East | 8 | 49 | 1,943,695 | 71.3 | 39,667 |
| Mountain West | 8 | 45 | 1,441,394 | 72.2 | 32,031 |

| 2002 | | | | | |
|----------------|-----------|-----------|------------------|--------------|---------------|
| | TEAMS | GAMES | ATTENDANCE | PCT/CAPACITY | AVERAGE |
| SEC | 12 | 83 | 6,085,156 | 96.7 | 73,315 |
| Big Ten | 11 | 78 | 5,499,439 | 93.1 | 70,505 |
| Big 12 | 12 | 79 | 4,593,104 | 97.3 | 56,705 |
| Atlantic Coast | 9 | 58 | 2,944,936 | 92.6 | 50,350 |
| Pac-10 | 10 | 66 | 3,292,112 | 75.0 | 49,880 |
| Big East | 8 | 53 | 2,332,544 | 79.1 | 44,010 |
| Mountain West | 8 | 46 | 1,544,788 | 75.7 | 34,329 |

| 2003 | | | | | |
|----------------|-----------|-----------|------------------|--------------|---------------|
| | TEAMS | GAMES | ATTENDANCE | PCT/CAPACITY | AVERAGE |
| SEC | 12 | 85 | 6,146,890 | 97.1 | 74,059 |
| Big Ten | 11 | 75 | 5,264,867 | 92.0 | 70,198 |
| Big 12 | 12 | 81 | 4,565,288 | 92.6 | 56,362 |
| Atlantic Coast | 9 | 58 | 3,012,392 | 90.8 | 51,938 |
| Pac-10 | 10 | 62 | 3,199,732 | 77.4 | 51,608 |
| Big East | 8 | 51 | 2,390,358 | 80.3 | 46,870 |
| Mountain West | 8 | 49 | 1,607,660 | 65.0 | 32,809 |

| 2004 | | | | | |
|----------------|-----------|-----------|------------------|--------------|---------------|
| | TEAMS | GAMES | ATTENDANCE | PCT/CAPACITY | AVERAGE |
| SEC | 12 | 77 | 5,719,678 | 95.9 | 74,282 |
| Big Ten | 11 | 66 | 4,591,722 | 91.5 | 69,572 |
| Big 12 | 12 | 72 | 4,126,492 | 94.9 | 57,312 |
| Pac-10 | 10 | 58 | 3,229,666 | 82.5 | 55,684 |
| Atlantic Coast | 11 | 66 | 3,678,508 | 96.3 | 55,735 |
| Big East | 7 | 41 | 1,549,992 | 72.1 | 37,805 |
| Mountain West | 8 | 46 | 1,619,810 | 79.6 | 35,213 |

| 2005 | | | | | |
|----------------|-----------|-----------|------------------|--------------|---------------|
| | TEAMS | GAMES | ATTENDANCE | PCT/CAPACITY | AVERAGE |
| SEC | 12 | 77 | 5,751,917 | 97.6 | 74,700 |
| Big Ten | 11 | 69 | 5,007,067 | 93.9 | 72,566 |
| Big 12 | 12 | 72 | 4,204,574 | 95.0 | 58,397 |
| Atlantic Coast | 12 | 72 | 3,762,511 | 90.7 | 52,257 |
| Pac-10 | 10 | 60 | 3,448,759 | 84.9 | 57,479 |
| Big East | 8 | 46 | 1,812,406 | 83.5 | 39,400 |
| Mountain West | 9 | 48 | 1,693,216 | 78.6 | 35,275 |

| 2006 | | | | | |
|----------------|-----------|-----------|------------------|--------------|---------------|
| | TEAMS | GAMES | ATTENDANCE | PCT/CAPACITY | AVERAGE |
| SEC | 12 | 87 | 6,586,408 | 96.5 | 75,706 |
| Big Ten | 11 | 75 | 5,223,202 | 92.5 | 69,643 |
| Big 12 | 12 | 83 | 4,894,337 | 94.6 | 58,968 |
| Pac-10 | 10 | 64 | 3,604,124 | 87.6 | 56,314 |
| Atlantic Coast | 12 | 85 | 4,499,567 | 90.1 | 52,936 |
| Big East | 8 | 52 | 2,030,211 | 78.2 | 39,043 |
| Mountain West | 9 | 54 | 1,769,390 | 74.4 | 32,766 |



RECORDS AND RESULTS

2007

| | TEAMS | GAMES | ATTENDANCE | AVERAGE | CHANGE |
|----------------|-----------|-----------|------------------|---------------|-------------|
| SEC | 12 | 89 | 6,687,342 | 75,139 | -567 |
| Big Ten | 11 | 76 | 5,408,019 | 71,158 | 1,515 |
| Big 12 | 12 | 80 | 4,875,289 | 60,941 | 1,973 |
| Pacific-10 | 10 | 66 | 3,825,116 | 57,956 | 1,404 |
| Atlantic Coast | 12 | 77 | 4,141,590 | 53,787 | 851 |
| Big East | 8 | 53 | 2,197,190 | 41,456 | 2,413 |
| Mountain West | 9 | 55 | 1,866,531 | 33,937 | 1,171 |

2008

| | TEAMS | GAMES | ATTENDANCE | AVERAGE | CHANGE |
|------------------|-----------|-----------|------------------|---------------|--------------|
| SEC | 12 | 83 | 6,378,085 | 76,844 | 1,705 |
| Big Ten | 11 | 77 | 5,399,659 | 70,125 | -1,033 |
| Big 12 | 12 | 84 | 5,288,296 | 62,956 | 2,015 |
| Pacific-10 | 10 | 65 | 3,727,738 | 57,350 | -606 |
| Atlantic Coast | 12 | 83 | 4,377,168 | 52,737 | -1,050 |
| Independents | 3 | 19 | 965,235 | 50,802 | -976 |
| Big East | 8 | 52 | 2,243,553 | 43,145 | 1,689 |
| Mountain West | 9 | 56 | 1,793,151 | 32,021 | -1,916 |
| Conference-USA | 12 | 71 | 1,925,391 | 27,118 | -548 |
| Western Athletic | 9 | 55 | 1,346,134 | 24,475 | 1,461 |
| Sun Belt | 8 | 41 | 761,942 | 18,584 | 2,210 |
| Mid-American | 13 | 73 | 1,221,054 | 16,727 | -607 |

2009

| | TEAMS | GAMES | ATTENDANCE | AVERAGE | CHANGE |
|------------------|-----------|-----------|------------------|---------------|-------------|
| SEC | 12 | 86 | 6,560,738 | 76,288 | -556 |
| Big Ten | 11 | 77 | 5,526,237 | 71,769 | 1,644 |
| Big 12 | 12 | 82 | 5,155,739 | 62,875 | -81 |
| Pacific-10 | 10 | 64 | 3,467,899 | 54,186 | -3,164 |
| ACC | 12 | 81 | 4,151,171 | 51,249 | -1,488 |
| Big East | 8 | 53 | 2,374,604 | 44,804 | 1,659 |
| Mountain West | 9 | 55 | 1,826,091 | 33,202 | 1,181 |
| Conference USA | 12 | 73 | 1,941,825 | 26,600 | -518 |
| Western Athletic | 9 | 53 | 1,205,690 | 22,749 | -1,726 |
| Sun Belt | 9 | 49 | 806,687 | 16,463 | -2,121 |
| Mid-American | 13 | 74 | 1,133,434 | 15,317 | -1,410 |
| Independents | 3 | 19 | 923,915 | 48,627 | -2,175 |

2010

| | TEAMS | GAMES | ATTENDANCE | AVERAGE | CHANGE |
|------------------|-----------|-----------|------------------|---------------|------------|
| SEC | 12 | 85 | 6,521,151 | 76,719 | 432 |
| Big Ten | 11 | 76 | 5,480,023 | 72,106 | 336 |
| Big 12 | 12 | 83 | 5,226,903 | 62,975 | 100 |
| Pacific-10 | 10 | 62 | 3,336,793 | 53,819 | -367 |
| Atlantic Coast | 12 | 79 | 4,067,984 | 51,493 | 244 |
| Big East | 8 | 53 | 2,386,461 | 45,028 | 224 |
| Mountain West | 9 | 54 | 1,861,071 | 34,464 | 1,263 |
| Conference USA | 12 | 76 | 2,162,509 | 28,454 | 1,854 |
| Western Athletic | 9 | 58 | 1,356,797 | 23,393 | 644 |
| Sun Belt | 9 | 48 | 862,502 | 17,969 | 1,506 |
| Mid-American | 13 | 74 | 1,155,099 | 15,609 | 293 |
| Independents | 3 | 17 | 887,165 | 52,186 | 3,559 |

2011

| | TEAMS | GAMES | ATTENDANCE | AVERAGE | CHANGE |
|------------------|-----------|-----------|------------------|---------------|-------------|
| SEC | 12 | 84 | 6,369,898 | 75,832 | -887 |
| Big Ten | 12 | 85 | 6,072,276 | 71,439 | -667 |
| Big 12 | 10 | 66 | 4,175,464 | 63,265 | 290 |
| Pac 12 | 12 | 76 | 3,970,939 | 52,249 | -1,570 |
| Atlantic Coast | 12 | 83 | 4,266,723 | 51,406 | -87 |
| Big East | 8 | 55 | 2,407,109 | 43,766 | -1,262 |
| Mountain West | 8 | 49 | 1,422,734 | 29,035 | -5,429 |
| Conference USA | 12 | 70 | 1,855,609 | 26,509 | -1,945 |
| Western Athletic | 8 | 47 | 959,117 | 20,407 | -2,986 |
| Sun Belt | 9 | 51 | 978,824 | 19,193 | 1,224 |
| Mid-American | 13 | 79 | 1,345,570 | 17,033 | 1,423 |
| Independent | 4 | 22 | 1,212,962 | 55,135 | 2,948 |

2012

| | TEAMS | GAMES | ATTENDANCE | AVERAGE | CHANGE |
|------------------|------------|-----------|------------------|---------------|-------------|
| SEC | #14 | 99 | 7,478,304 | 75,538 | -294 |
| Big Ten | 12 | 84 | 5,883,372 | 70,040 | -1,398 |
| Big 12 | 10 | 66 | 3,894,266 | 59,004 | -4,261 |
| Pac-12 | 12 | 79 | 4,240,632 | 53,679 | 1,430 |
| Atlantic Coast | 12 | 80 | 3,992,779 | 49,910 | -1,497 |
| Big East | 8 | 49 | 1,920,052 | 39,185 | -4,581 |
| Mountain West | 10 | 63 | 1,630,930 | 25,888 | -3,148 |
| Conference USA | 12 | 76 | 1,948,544 | 25,639 | -870 |
| Sun Belt | 9 | 51 | *1,008,084 | 19,766 | 574 |
| Western Athletic | 5 | 29 | 488,486 | 16,844 | -3,562 |
| Mid-American | 12 | 71 | 1,102,346 | 15,526 | -1,507 |

2013

| | TEAMS | GAMES | ATTENDANCE | AVERAGE | CHANGE |
|------------------|-----------|------------|--------------------|---------------|------------|
| SEC# | 14 | 100 | **7,567,406 | 75,674 | 136 |
| Big Ten | 12 | 87 | *6,127,526 | 70,431 | 391 |
| Big 12 | 10 | 66 | 3,887,362 | 58,899 | -105 |
| Pac-12 | 12 | 80 | *4,289,553 | 53,619 | -59 |
| Atlantic Coast # | 14 | 97 | *4,848,265 | 49,982 | 72 |
| American # | 10 | 65 | 2,191,285 | 33,712 | -- |
| Mountain West # | 12 | 75 | 1,955,995 | 26,080 | 192 |
| Conference USA # | 13 | 73 | 1,570,248 | 21,510 | -4,128 |
| Sun Belt # | 7 | 38 | 754,659 | 19,859 | 93 |
| Mid-American # | 13 | 74 | 1,238,660 | 16,739 | 1,213 |
| Independents # | 6 | 34 | 1,385,905 | 40,762 | -10,862 |

2014

| | TEAMS | GAMES | ATTENDANCE | AVERAGE | CHANGE |
|-----------------|-----------|------------|--------------------|-----------------|--------------|
| SEC | 14 | 100 | **7,769,362 | **77,694 | 2,020 |
| Big Ten# | 14 | 96 | 6,419,447 | 66,869 | -3,562 |
| Big 12 | 10 | 65 | 3,776,610 | 58,102 | -797 |
| Pac-12 | 12 | 78 | 4,110,783 | 52,702 | -917 |
| Atlantic Coast# | 14 | 94 | 4,727,318 | 50,291 | 309 |
| American# | 11 | 69 | 2,014,334 | 29,193 | -4,519 |
| Mountain West | 12 | 74 | *1,868,773 | 25,254 | -826 |
| Conference USA# | 12 | 72 | 1,472,759 | 20,455 | -1,055 |
| Sun Belt# | 9 | 52 | 951,296 | 18,294 | -1,565 |
| Mid-American | 13 | 76 | 1,172,750 | 15,431 | -1,308 |
| Independents# | 4 | 24 | 1,269,175 | 52,882 | 12,120 |

RECORDS AND RESULTS

| 2015 | | | | | |
|-----------------|-----------|-----------|--------------------|-----------------|------------|
| | TEAMS | GAMES | ATTENDANCE | AVERAGE | CHANGE |
| SEC | 14 | 99 | **7,784,376 | **78,630 | 936 |
| Big Ten | 14 | 99 | *6,534,801 | 66,008 | -861 |
| Big 12 | 10 | 66 | 3,784,920 | 57,347 | -755 |
| Pac-12 | 12 | 79 | 4,098,519 | 51,880 | -822 |
| Atlantic Coast | 14 | 92 | 4,511,055 | 49,033 | -1,258 |
| American# | 12 | 76 | *2,419,994 | 31,842 | 2,649 |
| Mountain West | 12 | 76 | 1,814,910 | 23,880 | -1,374 |
| Conference USA# | 12 | 70 | 1,426,548 | 20,379 | -76 |
| Sun Belt# | 11 | 63 | *1,101,365 | 17,482 | -812 |
| Mid-American | 13 | 78 | 1,194,683 | 15,316 | -115 |
| Independent# | 3 | 18 | 1,021,907 | 56,773 | 3,891 |

| 2016 | | | | | |
|-----------------|-----------|-----------|------------------|---------------|---------------|
| | TEAMS | GAMES | ATTENDANCE | AVERAGE | CHANGE |
| SEC | 14 | 97 | 7,518,208 | 77,507 | -1,123 |
| Big Ten | 14 | 98 | 6,482,761 | 66,151 | 143 |
| Big 12 | 10 | 66 | 3,797,046 | 57,531 | 184 |
| Pac-12 | 12 | 77 | 3,855,634 | 50,073 | -1,807 |
| Atlantic Coast | 14 | 91 | 4,525,797 | 49,734 | 701 |
| American | 12 | 77 | *2,434,050 | 31,611 | -231 |
| Mountain West | 12 | 76 | 1,833,973 | 24,131 | 251 |
| Conference USA# | 13 | 80 | 1,587,928 | 19,849 | -530 |
| Sun Belt | 11 | 63 | *1,137,573 | 18,057 | 575 |
| Mid-American# | 12 | 72 | 1,180,137 | 16,391 | 1,075 |
| Independent | 4 | 23 | 1,086,509 | 47,240 | -9,533 |

| 2017 | | | | | |
|-----------------|-----------|-----------|------------------|---------------|---------------|
| | TEAMS | GAMES | ATTENDANCE | AVERAGE | CHANGE |
| SEC | 14 | 98 | 7,357,228 | 75,074 | -2,433 |
| Big Ten | 14 | 95 | 6,291,534 | 66,227 | 76 |
| Big 12 | 10 | 65 | 3,695,374 | 56,852 | -679 |
| Pac-12 | 12 | 79 | 3,918,463 | 49,601 | -472 |
| Atlantic Coast | 14 | 93 | 4,505,142 | 48,442 | -1,292 |
| American | 12 | 77 | 2,207,547 | 28,669 | -2,942 |
| Mountain West | 12 | 75 | 1,872,220 | 24,963 | 832 |
| Conference USA# | 14 | 85 | 1,636,040 | 19,248 | -601 |
| Sun Belt | 11 | 59 | 1,052,727 | 17,843 | -214 |
| Mid-American | 12 | 69 | 1,062,159 | 15,394 | -997 |
| FBS Independent | 4 | 25 | 1,130,738 | 45,230 | -2,010 |

| 2018 | | | | | |
|-----------------|-----------|------------|------------------|---------------|---------------|
| | TEAMS | GAMES | ATTENDANCE | AVERAGE | CHANGE |
| SEC | 14 | 101 | 7,473,374 | 73,994 | -1,080 |
| Big Ten | 14 | 97 | 6,341,435 | 65,376 | -851 |
| Big 12 | 10 | 67 | 3,818,091 | 56,986 | 134 |
| Atlantic Coast | 14 | 91 | 4,442,603 | 48,820 | 378 |
| Pac-12 | 12 | 78 | 3,622,480 | 46,442 | -3,159 |
| American | 12 | 75 | 2,167,657 | 28,902 | 233 |
| Mountain West | 12 | 75 | 1,789,644 | 23,862 | -1,101 |
| Conference USA | 14 | 83 | 1,566,570 | 18,874 | -374 |
| Sun Belt# | 10 | 58 | 1,008,118 | 17,381 | -462 |
| Mid-American | 12 | 71 | 1,097,488 | 15,458 | 64 |
| FBS Independent | 5 | 29 | 1,101,584 | 37,986 | -7,244 |

| 2019 | | | | | |
|-----------------|-----------|------------|------------------|---------------|---------------|
| | TEAMS | GAMES | ATTENDANCE | AVERAGE | CHANGE |
| SEC | 14 | 102 | 7,417,759 | 72,723 | -1,271 |
| Big Ten | 14 | 97 | 6,311,298 | 65,065 | -311 |
| Big 12 | 10 | 66 | 3,792,831 | 57,467 | 481 |
| Atlantic Coast | 14 | 93 | 4,486,578 | 48,243 | -577 |
| Pac-12 | 12 | 78 | 3,594,265 | 46,080 | -362 |
| American | 12 | 74 | 2,182,703 | 29,496 | 594 |
| Mountain West | 12 | 76 | 1,765,616 | 23,232 | -630 |
| Conference USA | 14 | 87 | 1,646,839 | 18,929 | 55 |
| Sun Belt | 10 | 62 | 1,137,224 | 18,342 | 961 |
| Mid-American | 12 | 69 | 1,071,587 | 15,530 | 72 |
| FBS Independent | 6 | 36 | 1,333,374 | 37,038 | -948 |

Note: Attendance records were not kept in 2020 due to attendance restrictions during the COVID-19 pandemic.

| 2021 | | | | |
|-----------------|-----------|------------|------------------|---------------|
| | TEAMS | GAMES | ATTENDANCE | AVERAGE |
| SEC | 14 | 104 | 7,464,307 | 71,772 |
| Big Ten | 14 | 93 | 6,100,237 | 65,593 |
| Big 12 | 10 | 65 | 3,501,952 | 53,876 |
| Atlantic Coast | 14 | 95 | 4,224,699 | 44,471 |
| Pac-12 | 12 | 78 | 3,408,846 | 43,703 |
| American | 11 | 68 | 1,944,231 | 28,592 |
| Mountain West | 12 | 74 | 1,519,458 | 20,533 |
| Conference USA | 14 | 83 | 1,435,329 | 18,640 |
| Sun Belt | 10 | 63 | 1,159,809 | 18,410 |
| Mid-American | 12 | 70 | 965,227 | 13,789 |
| FBS Independent | 7 | 42 | 1,350,136 | 32,146 |

| 2022 | | | | |
|-----------------|-----------|-----------|------------------|---------------|
| | TEAMS | GAMES | ATTENDANCE | AVERAGE |
| SEC | 14 | 98 | 7,529,130 | 76,828 |
| Big Ten | 14 | 97 | 6,552,425 | 67,550 |
| Big 12 | 10 | 65 | 3,844,014 | 59,139 |
| Atlantic Coast | 14 | 90 | 4,315,071 | 47,945 |
| Pac-12 | 12 | 79 | 3,495,408 | 44,246 |
| American | 11 | 70 | 2,002,231 | 28,603 |
| Mountain West | 12 | 76 | 1,718,429 | 22,611 |
| Conference USA# | 11 | 65 | 1,202,491 | 18,500 |
| Sun Belt# | 14 | 86 | 1,729,804 | 20,114 |
| Mid-American | 12 | 68 | 968,471 | 14,242 |
| FBS Independent | 7 | 41 | 1,389,332 | 33,886 |

| 2023 | | | | |
|------------------|-----------|-----------|------------------|---------------|
| | TEAMS | GAMES | ATTENDANCE | AVERAGE |
| SEC | 14 | 97 | 7,501,356 | 77,334 |
| Big Ten | 14 | 95 | 6,344,870 | 66,788 |
| Big 12# | 14 | 92 | 5,004,206 | 54,394 |
| Atlantic Coast | 14 | 92 | 4,522,993 | 49,163 |
| Pac-12 | 12 | 79 | 3,842,002 | 48,633 |
| American# | 14 | 89 | 2,144,927 | 24,100 |
| Sun Belt# | 14 | 86 | 1,792,060 | 20,838 |
| Mountain West | 12 | 75 | 1,741,747 | 23,223 |
| Conference USA# | 9 | 55 | 872,274 | 15,860 |
| Mid-American | 12 | 66 | 913,410 | 13,840 |
| FBS Independent# | 4 | 24 | 851,363 | 35,473 |

** All conferences record.

* Conference record.

Different alignment than in prior year.



RECORDS AND RESULTS

SOUTHEASTERN CONFERENCE INDIVIDUAL RECORDS

Career statistics only include statistics at SEC institutions.

TOTAL OFFENSE PLAYS

GAME:

| | | | |
|-----|-----|--|------|
| 1. | 78— | Whit Taylor, Vanderbilt vs. Georgia (20 rushes, 58 passes) | 1982 |
| 2. | 74— | Tim Couch, Kentucky vs. LSU (8 rushes, 66 passes) | 1997 |
| | 74— | Dusty Bonner, Kentucky vs. Louisville (12 rushes, 62 passes) | 1999 |
| | 74— | Kenny Hill, Texas A&M vs. Mississippi State (12 rushes, 62 passes) | 2014 |
| 5. | 73— | Eric Zeier, Georgia vs. Florida (8 rushes, 65 passes) | 1993 |
| | 73— | Tim Couch, Kentucky vs. Arkansas (6 rushes, 67 passes) | 1998 |
| | 73— | Johnny Manziel, Texas A&M vs. LSU (17 rushes, 56 pass) | 2012 |
| 8. | 72— | André Woodson, Kentucky vs. Tennessee (10 rushes, 62 passes) | 2007 |
| 9. | 71— | Dusty Bonner, Kentucky vs. Tennessee (21 rushes, 50 passes) | 1999 |
| 10. | 70— | Peyton Manning, Tennessee vs. Florida (5 rushes, 65 passes) | 1996 |
| | 70— | Dak Prescott, Mississippi State vs. Alabama (22 rushes, 48 passes) | 2014 |
| | 70— | Chad Kelly, Ole Miss vs. Auburn (11 rushes, 59 passes) | 2016 |
| | 70— | Will Rogers, Mississippi State vs. Memphis (3 rushes, 67 passes) | 2021 |

SEASON:

| | | | |
|-----|------|--|------|
| 1. | 745— | Will Rogers, Mississippi State (62 rushes, 683 passes) | 2021 |
| 2. | 642— | Joe Burrow, LSU (115 rushes, 527 passes) | 2019 |
| 3. | 637— | Dak Prescott, Mississippi State (160 rushes, 477 passes) | 2015 |
| 4. | 635— | Jared Lorenzen, Kentucky (76 rushes, 559 passes) | 2000 |
| | 635— | Johnny Manziel, Texas A&M (201 rushes, 434 passes) | 2012 |
| 6. | 628— | Bryce Young, Alabama (574 passes, 81 rushes) | 2021 |
| 7. | 617— | Tim Couch, Kentucky (64 rushes, 553 passes) | 1998 |
| 8. | 613— | Tim Couch, Kentucky (66 rushes, 547 passes) | 1997 |
| 9. | 606— | Dak Prescott, Mississippi State (210 rushes, 396 passes) | 2014 |
| 10. | 587— | André Woodson, Kentucky (69 rushes, 518 passes) | 2007 |

CAREER:

| | | | |
|-----|--------|--|---------|
| 1. | 2,041— | Will Rogers, Mississippi State (165 rushes, 1,876 passes) | 2020-23 |
| 2. | 1,793— | Jared Lorenzen, Kentucky (279 rushes, 1,574 passes) | 2000-03 |
| 3. | 1,769— | Kellen Mond, Texas A&M (438 rushes, 1,358 passes) | 2017-20 |
| 4. | 1,764— | Aaron Murray, Georgia (286 rushes, 1,478 passes) | 2010-13 |
| 5. | 1,756— | Drew Lock, Missouri (203 rushes, 1,553 passes) | 2015-18 |
| 6. | 1,709— | Dak Prescott, Mississippi State (536 rushes, 1,169 passes, 4 rec.) | 2012-15 |
| 7. | 1,695— | Jay Cutler, Vanderbilt (453 rushes, 1,242 passes) | 2002-05 |
| 8. | 1,687— | Tim Tebow, Florida (692 rushes, 995 passes) | 2006-09 |
| 9. | 1,644— | David Greene, Georgia (204 rushes, 1,440 passes) | 2001-04 |
| 10. | 1,636— | Chris Leak, Florida (320 rushes, 1,324 passes) | 2003-06 |

YARDS

GAME:

| | | | |
|-----|------|---|------|
| 1. | 606— | Jayden Daniels, LSU vs. Florida (234 rushing, 372 passing) | 2023 |
| 2. | 585— | K.J. Costello, Mississippi State at LSU (-38 rushing, 623 passing) | 2020 |
| 3. | 576— | Johnny Manziel, Texas A&M vs. Louisiana Tech (181 rushing, 395 passing) | 2012 |
| 4. | 562— | Johnny Manziel, Texas A&M vs. Alabama (98 rushing, 464 passing) | 2013 |
| 5. | 557— | Johnny Manziel, Texas A&M vs. Arkansas (104 rushing, 453 passing) | 2012 |
| 6. | 554— | Dak Prescott, Mississippi State vs. Arkansas (46 rushing, 508 passing) | 2015 |
| 7. | 550— | Emory Jones, Florida vs. Samford (86 rushing, 464 passing) | 2021 |
| 8. | 548— | Bryce Young, Alabama vs. Arkansas (-11 rushing, 559 passing) | 2021 |
| 9. | 540— | Archie Manning, Ole Miss vs. Alabama (104 rushing, 436 passing) | 1969 |
| | 540— | Rohan Davey, LSU vs. Alabama (12 rushing, 528 passing) | 2001 |
| 11. | 536— | Nick Fitzgerald, Mississippi State vs. Samford (119 rushing, 417 passing) | 2016 |
| 12. | 533— | Tim Tebow, Florida vs. Cincinnati (51 rushing, 482 passing) | 2009 |
| | 533— | Matt Corral, Ole Miss vs. South Carolina (20, rushing, 513 passing) | 2020 |
| 14. | 530— | Tyler Bray, Tennessee vs. Troy (0 rushing, 530 passing) | 2012 |
| 15. | 528— | Jordan Ta'amu, Ole Miss vs. Arkansas (141 rushing, 387 passing) | 2018 |
| 16. | 527— | Eric Zeier, Georgia vs. Southern Miss (-17 rushing, 544 passing) | 1993 |
| 17. | 525— | Jared Lorenzen, Kentucky vs. Georgia (-3 rushing, 528 passing) | 2000 |
| 18. | 521— | Whit Taylor, Vanderbilt vs. Tennessee (57 rushing, 464 passing) | 1981 |
| | 521— | Joe Burrow, LSU vs. Clemson (58 rushing, 463 passing) | 2019 |
| 20. | 517— | Chris Nickson, Vanderbilt vs. Kentucky (71 rushing, 446 passing) | 2006 |

SEASON:

| | | | |
|-----|--------|--|------|
| 1. | 6,039— | Joe Burrow, LSU (358 rushing, 5,671 passing) | 2019 |
| 2. | 5,116— | Johnny Manziel, Texas A&M (1,410 rushing, 3,706 passing) | 2012 |
| 3. | 4,946— | Jayden Daniels, LSU (1,134 rushing, 3,812 passing) | 2023 |
| 4. | 4,873— | Johnny Manziel, Texas A&M (759 rushing, 4,114 passing) | 2013 |
| 5. | 4,872— | Bryce Young, Alabama (all passing) | 2021 |
| 6. | 4,642— | Will Rogers, Mississippi State (-97 rushing, 4,739 passing) | 2021 |
| 7. | 4,542— | Chad Kelly, Ole Miss (500 rushing, 4,042 passing) | 2015 |
| 8. | 4,514— | Mac Jones, Alabama (14 rushing, 4,500 passing) | 2020 |
| 9. | 4,435— | Dak Prescott, Mississippi State (986 rushing, 3,449 passing) | 2014 |
| 10. | 4,381— | Dak Prescott, Mississippi State (588 rushing, 3,793 passing) | 2015 |

| | | | |
|-----|--------|---|------|
| 11. | 4,333— | Kyle Trask, Florida (50 rushing, 4,283 passing) | 2020 |
| 12. | 4,332— | Stetson Bennett, Georgia (205 rushing, 4,127 passing) | 2022 |
| 13. | 4,327— | Cam Newton, Auburn (1,473 rushing, 2,854 passing) | 2010 |
| 14. | 4,181— | Tim Tebow, Florida (895 rushing, 3,286 passing) | 2007 |
| 15. | 4,156— | Tua Tagovailoa, Alabama (190 rushing, 3,966 passing) | 2018 |
| 16. | 4,151— | Tim Couch, Kentucky (-124 rushing, 4,275 passing) | 1998 |
| 17. | 4,075— | Drew Lock, Missouri (111 rushing, 3,965 passing) | 2017 |
| 18. | 4,058— | Carson Beck, Georgia (117 rushing, 3,941 passing) | 2023 |
| 19. | 3,904— | Rex Grossman, Florida (8 rushing, 3,896 passing) | 2001 |
| 20. | 3,837— | Blake Sims, Alabama (350 rushing, 3,487 passing) | 2014 |

CAREER:

| | | | |
|-----|---------|---|---------|
| 1. | 13,562— | Aaron Murray, Georgia (396 rush, 13,166) | 2010-13 |
| 2. | 12,630— | Drew Lock, Missouri (437 rushing, 12,193 passing) | 2015-18 |
| 3. | 12,232— | Tim Tebow, Florida (2,947 rushing, 9,285 passing) | 2006-09 |
| 4. | 11,999— | Will Rogers, Mississippi State (-316 rushing, 12,315 passing) | 2020-23 |
| 5. | 11,897— | Dak Prescott, Mississippi State (2,521 rushing, 9,376 passing) | 2012-15 |
| 6. | 11,380— | Chris Leak, Florida (137 rushing, 11,213 passing, 30 receiving) | 2003-06 |
| 7. | 11,270— | David Greene, Georgia (-258 rushing, 11,528 passing) | 2001-04 |
| 8. | 11,269— | Kellen Mond, Texas A&M (1,608 rushing, 9,661 passing) | 2017-20 |
| 9. | 11,020— | Peyton Manning, Tennessee (-181 rushing, 11,201 passing) | 1994-97 |
| 10. | 10,841— | Eric Zeier, Georgia (-312 rushing, 11,153 passing) | 1991-94 |
| 11. | 10,637— | Jared Lorenzen, Kentucky (279 rushing, 10,354 passing) | 2000-03 |
| 12. | 10,500— | Danny Wuerffel, Florida (-375 rushing, 10,875 passing) | 1993-96 |
| 13. | 10,478— | Bo Wallace, Ole Miss (944 rushing, 9,534 passing) | 2012-14 |
| 14. | 9,989— | Eli Manning, Ole Miss (-130 rushing, 10,119 passing) | 2000-03 |
| | 9,989— | Johnny Manziel, Texas A&M (2,169 rushing, 7,820 passing) | 2012-13 |

YARDS PER GAME

SEASON:

| | | | |
|-----|--------|--|------|
| 1. | 412.2— | Jayden Daniels, LSU (1,134 rushing, 3,812 passing, 12 games) | 2019 |
| 2. | 402.6— | Joe Burrow, LSU (358 rushing, 5,671 passing, 15 games) | 2019 |
| 3. | 393.5— | Johnny Manziel, Texas A&M (1,410 rushing, 3,706 passing, 13 games) | 2012 |
| 4. | 377.4— | Tim Couch, Kentucky (-124 rush, 4,275 pass, 11 games) | 1998 |
| 5. | 374.8— | Johnny Manziel, Texas A&M (759 rush, 4,114 pass, 13 games) | 2013 |
| 6. | 361.1— | Kyle Trask, Florida (50 rush, 4,283 pass, 12 games) | 2020 |
| 7. | 357.1— | Will Rogers, Mississippi State (-97 rush, 4,739 pass, 13 games) | 2021 |
| 8. | 354.2— | Rex Grossman, Florida (8 rush, 3,896 pass, 11 games) | 2001 |
| 9. | 349.4— | Chad Kelly, Ole Miss (500 rushing, 4,042 passing, 13 games) | 2015 |
| 10. | 347.9— | Jared Lorenzen, Kentucky (140 rush, 3,687 pass, 11 games) | 2000 |

CAREER:

| | | | |
|-----|--------|---|---------|
| 1. | 384.2— | Johnny Manziel, Texas A&M (9,989 in 26 games) | 2012-13 |
| 2. | 346.9— | Chad Kelly, Ole Miss (7,632 in 22 games) | 2015-16 |
| 3. | 336.3— | Jayden Daniels, LSU (8,744 in 26 games) | 2022-23 |
| 4. | 333.3— | Joe Burrow, LSU (9,332 in 28 games) | 2018-19 |
| 5. | 296.8— | Hendon Hooker, Tennessee (7,123 in 24 games) | 2021-22 |
| 6. | 284.2— | Ryan Mallett, Arkansas (7,393 in 26 games) | 2009-10 |
| 7. | 281.4— | Tim Couch, Kentucky (8,160 yards in 29 games) | 1996-98 |
| 8. | 279.0— | Will Rogers, Mississippi State (11,999 in 43 games) | 2020-23 |
| 9. | 268.7— | Bo Wallace, Ole Miss (10,478 in 39 games) | 2012-14 |
| 10. | 265.7— | Kyle Trask, Florida (7,440 yards in 28 games) | 2016-20 |

YARDS PER PLAY

GAME: (Min. 10 plays)

| | | | |
|----|-------|--|------|
| 1. | 23.3— | Kevin Prentiss, Mississippi State (10 for 233) | 1998 |
| 2. | 21.5— | Mac Jones, Alabama vs. Western Carolina (13 for 279) | 2019 |
| 3. | 21.4— | Eagle Day, Ole Miss vs. Villanova (10 for 214) | 1954 |
| 4. | 21.3— | Tua Tagovailoa, Alabama vs. Arkansas (16 for 341) | 2018 |
| 5. | 19.9— | Parker Hall, Ole Miss vs. Sewanee (10 for 199) | 1938 |

GAME: (Min. 20 plays)

| | | | |
|-----|--------|---|------|
| 1. | 16.10— | Jay Cutler, Vanderbilt vs. Furman (20 for 322) | 2002 |
| | 16.10— | Hendon Hooker, Tennessee vs. Akron (20 for 322) | 2022 |
| 3. | 15.94— | Jayden Daniels, LSU vs. Florida (38 for 606) | 2023 |
| 4. | 15.55— | Matt Mauck, LSU vs. Louisiana Tech (20 for 311) | 2003 |
| 5. | 15.25— | Ryan Mallett, Arkansas vs. Georgia (27 for 412) | 2009 |
| 6. | 15.00— | Jason Campbell, Auburn vs. Arkansas (20 for 300) | 2004 |
| 7. | 14.93— | Mac Jones, Alabama vs. Texas A&M (29 for 433) | 2020 |
| 8. | 14.71— | Drew Lock, Missouri vs. Missouri State (35 for 515) | 2017 |
| 9. | 14.59— | JaMarcus Russell, LSU vs. Mississippi State (22 for 321) | 2006 |
| 10. | 14.54— | Ryan Mallett, Arkansas vs. Mississippi State (22 for 312) | 2009 |
| 11. | 14.50— | Tua Tagovailoa, Alabama vs. The Citadel (26 for 340) | 2018 |
| 12. | 14.25— | Jayden Daniels, LSU vs. Army (20 for 285) | 2023 |

RECORDS AND RESULTS

| | | | |
|-----|--------|---|------|
| 13. | 14.18— | Derrick Tate, Mississippi State vs. Tulane (33 for 468) | 1994 |
| 14. | 14.15— | Eli Manning, Ole Miss vs. Arkansas State (20 for 283) | 2002 |
| 15. | 14.03— | Rex Grossman, Florida vs. LSU (33 for 463) | 2001 |

GAME: (Min. 40 plays)

| | | | |
|-----|--------|--|------|
| 1. | 12.5— | Emory Jones, Florida vs. Samford (44 for 550) | 2021 |
| 2. | 11.91— | Bryce Young, Alabama vs. Arkansas (46 for 548) | 2021 |
| 3. | 11.9— | Tim Couch, Kentucky vs. Louisville (42 for 498) | 1998 |
| 4. | 11.54— | Jared Lorenzen, Kentucky vs. Vanderbilt (42 for 485) | 2001 |
| 5. | 11.49— | Rohan Davey, LSU vs. Alabama (47 for 540) | 2001 |
| 6. | 11.24— | Hendon Hooker, Tennessee vs. Florida (41 for 461) | 2022 |
| 7. | 10.81— | Spencer Rattler, South Carolina vs. Tennessee (42 for 454) | 2022 |
| 8. | 10.8— | Eric Zeier, Georgia vs. Southern Miss. (49 for 527) | 1993 |
| 9. | 10.7— | Johnny Manziel, Texas A&M vs. Arkansas (52 for 557) | 2012 |
| 10. | 10.6— | Johnny Manziel, Texas A&M vs. Alabama (53 for 562) | 2013 |
| | 10.6— | Chad Kelly, Ole Miss vs. Arkansas (45 for 478) | 2015 |

GAME: (Min. 50 plays)

| | | | |
|----|-------|--|------|
| 1. | 10.7— | Johnny Manziel, Texas A&M vs. Arkansas (52 for 557) | 2012 |
| 2. | 10.6— | Johnny Manziel, Texas A&M vs. Alabama (53 for 562) | 2013 |
| 3. | 10.1— | Johnny Manziel, Texas A&M vs. Oklahoma (51 for 576) | 2012 |
| 4. | 10.0— | Steve Taneyhill, South Carolina vs. Mississippi State (51 for 512) | 1995 |
| 5. | 9.9— | Nick Fitzgerald, Mississippi State vs. Samford (54 for 536) | 2016 |
| 6. | 9.8— | Chris Nickson, Vanderbilt vs. Kentucky (53 for 517) | 2006 |
| | 9.8— | Johnny Manziel, Texas A&M vs. Louisiana Tech (59 for 576) | 2012 |
| 8. | 9.3— | Johnny Manziel, Texas A&M vs. Mississippi State (53 for 493) | 2013 |
| 9. | 9.2— | Eric Zeier, Georgia vs. South Carolina (54 for 494) | 1994 |
| | 9.2— | Jake Bentley, South Carolina vs. Clemson (53 for 490) | 2018 |

SEASON: (Min. 300 plays)

| | | | |
|-----|--------|--|------|
| 1. | 10.71— | Jayden Daniels, LSU (462 for 4,946) | 2023 |
| 2. | 10.33— | Mac Jones, Alabama (437 for 4,514) | 2020 |
| 3. | 10.09— | Tua Tagovailoa, Alabama (412 for 4,156) | 2018 |
| 4. | 9.41— | Joe Burrow, LSU (642 for 6,039) | 2019 |
| 5. | 9.10— | Rex Grossman, Florida (429 for 3,904) | 2001 |
| 6. | 9.09— | Stetson Bennett, Georgia (343 for 3,121) | 2021 |
| 7. | 8.94— | Zach Mettenberger, LSU (330 for 2,949) | 2013 |
| 8. | 8.80— | Drew Lock, Missouri (463 for 4,075) | 2017 |
| 9. | 8.65— | Kyle Trask, Florida (501 for 4,333) | 2020 |
| 10. | 8.60— | Aaron Murray, Georgia (445 for 3,825) | 2012 |

CAREER: (Min. 900 plays)

| | | | |
|-----|-------|--|---------|
| 1. | 8.44— | Jayden Daniels, LSU (1,036 for 8,744) | 2022-23 |
| 2. | 8.42— | Stetson Bennett, Georgia (1,064 for 8,958) | 2019-22 |
| 3. | 8.30— | Johnny Manziel, Texas A&M (1,208 for 9,989) | 2012-13 |
| 4. | 8.12— | Joe Burrow, LSU (1,149 for 9,332) | 2018-19 |
| 5. | 8.04— | Ryan Mallett, Arkansas (919 for 7,390) | 2009-10 |
| 6. | 7.89— | Hendon Hooker, Tennessee (903 for 7,123) | 2021-22 |
| 7. | 7.87— | Kyle Trask, Florida (945 for 7,440) | 2016-20 |
| 8. | 7.84— | Chad Kelly, Ole Miss (974 for 7,632) | 2015-16 |
| 9. | 7.83— | Bryce Young, Alabama (1,088 for 8,518) | 2020-22 |
| 10. | 7.75— | Danny Wuerffel, Florida (1,355 for 10,500) | 1993-96 |
| 11. | 7.69— | Aaron Murray, Georgia (1,764 for 13,562) | 2010-13 |
| 12. | 7.41— | Jake Fromm, Georgia (1,116 for 8,624) | 2017-19 |
| 13. | 7.38— | Matt Jones, Arkansas (1,137 for 8,392) | 2001-04 |
| 14. | 7.35— | Rex Grossman, Florida (1,229 for 9,031) | 2000-02 |
| 15. | 7.30— | Tyler Wilson, Arkansas (1,058 for 3,394) | 2008-12 |
| 16. | 7.19— | Drew Lock, Missouri (1,756 for 12,630) | 2015-18 |
| 17. | 7.25— | Tim Tebow, Florida (1,687 for 12,232) | 2006-09 |
| 18. | 7.18— | Peyton Manning, Tennessee (1,534 for 11,020) | 1994-97 |
| 19. | 7.16— | JaMarcus Russell, LSU (936 for 6,704) | 2004-06 |
| 20. | 7.04— | Matthew Stafford, Georgia (1,128 for 7,944) | 2006-08 |

TOUCHDOWN RESPONSIBILITY

GAME:

| | | | |
|----|----|---|------|
| 1. | 8— | Joe Burrow, LSU vs. Oklahoma (1 rushing, 7 passing) | 2019 |
| 2. | 7— | Showboat Boykin, Ole Miss vs. Mississippi State (all rushing) | 1951 |
| | 7— | Terry Dean, Florida vs. New Mexico State (all passing) | 1994 |
| | 7— | Danny Wuerffel, Florida vs. Tennessee (1 rushing, 6 passing) | 1995 |
| | 7— | Doug Johnson, Florida vs. Central Michigan (all passing) | 1997 |
| | 7— | Tim Couch, Kentucky vs. Northeast Louisiana (1 rushing, 6 passing) | 1997 |
| | 7— | Tim Couch, Kentucky vs. Indiana (all passing) | 1997 |
| | 7— | Tim Couch, Kentucky vs. Louisville (all passing) | 1998 |
| | 7— | Tim Tebow, Florida vs. South Carolina (5 rushing, 2 passing) | 2007 |
| | 7— | Erik Ainge, Tennessee vs. Kentucky (all passing) | 2007 |
| | 7— | Brandon Allen, Arkansas vs. Mississippi State (all passing) | 2015 |
| | 7— | Dak Prescott, Mississippi State vs. Arkansas (2 rushing, 5 passing) | 2015 |
| | 7— | Nick Fitzgerald, Mississippi State vs. Samford (2 rushing, 5 passing) | 2016 |
| | 7— | Drew Lock vs. Missouri State (all passing) | 2017 |
| | 7— | Tua Tagovailoa, Alabama vs. Ole Miss (1 rushing, 6 passing) | 2019 |

| | | | |
|-----|----|---|------|
| | 7— | Keyaon Thompson, Mississippi State vs. Stephen F. Austin (2 rushing, 5 passing) | 2018 |
| | 7— | Emory Jones, Florida vs. Samford (6 passing, 1 rushing) | 2021 |
| 18. | 6— | 33 times [Latest: Joe Milton III, Tennessee vs. Vanderbilt, 2023] | |

SEASON:

| | | | |
|-----|-----|---|------|
| 1. | 65— | Joe Burrow, LSU (5 rushing, 60 passing) | 2019 |
| 2. | 55— | Tim Tebow, Florida (23 rushing, 32 passing) | 2007 |
| 3. | 51— | Cam Newton, Auburn (20 rushing, 30 passing, 1 receiving) | 2010 |
| 4. | 50— | Bryce Young, Alabama (47 passing, 3 rushing) | 2021 |
| | 50— | Jayden Daniels, LSU (10 rushing, 40 passing) | 2023 |
| 6. | 48— | Tua Tagovailoa, Alabama (43 passing, 5 rushing) | 2018 |
| 7. | 47— | Johnny Manziel, Texas A&M (21 rushing, 26 passing) | 2012 |
| 8. | 46— | Johnny Manziel, Texas A&M (9 rushing, 37 passing) | 2013 |
| | 46— | Kyle Trask, Florida (3 rushing, 43 passing) | 2020 |
| 10. | 45— | Drew Lock, Missouri (1 rushing, 44 passing) | 2017 |
| 11. | 43— | André Woodson, Kentucky (3 rushing, 40 passing) | 2007 |
| 12. | 42— | Tim Tebow, Florida (12 rushing, 30 passing) | 2008 |
| | 42— | Mac Jones, Alabama (41 passing, 1 rushing) | 2020 |
| | 42— | Dak Prescott, Mississippi State (14 rushing, 27 passing, 1 receiving) | 2014 |
| 15. | 41— | Danny Wuerffel, Florida (2 rushing, 39 passing) | 1996 |
| | 41— | Chad Kelly, Ole Miss (10 rushing, 31 passing) | 2015 |
| 17. | 40— | Tim Couch, Kentucky (3 rushing, 37 passing) | 1997 |
| | 40— | Josh Dobbs, Tennessee (12 rushing, 27 passing, 1 receiving) | 2016 |
| 19. | 39— | Peyton Manning, Tennessee (3 rushing, 36 passing) | 1997 |
| | 39— | Rex Grossman, Florida (5 rushing, 34 passing) | 2001 |
| | 39— | Aaron Murray, Georgia (3 rushing, 36 passing) | 2012 |
| | 39— | Dak Prescott, Mississippi State (10 rushing, 29 passing) | 2015 |

CAREER:

| | | | |
|-----|------|---|---------|
| 1. | 145— | Tim Tebow, Florida (57 rushing, 88 passing) | 2006-09 |
| 2. | 137— | Aaron Murray, Georgia (16 rushing, 121 passing) | 2010-13 |
| 3. | 122— | Danny Wuerffel, Florida (8 rushing, 114 passing) | 1993-96 |
| 4. | 114— | Dak Prescott, Mississippi State (41 rushing, 70 passing, 3 receiving) | 2012-15 |
| 5. | 109— | Drew Lock, Missouri (9 rushing, 99 passing, 1 receiving) | 2015-18 |
| 6. | 101— | Peyton Manning, Tennessee (12 rushing, 89 passing) | 1994-97 |
| | 101— | Chris Leak, Florida (13 rushing, 88 passing) | 2003-06 |
| | 101— | Nick Fitzgerald, Mississippi State (46 rushing, 55 passing) | 2015-18 |
| 9. | 96— | Tua Tagovailoa, Alabama (9 rushing, 87 passing) | 2017-19 |
| 10. | 96— | Will Rogers, Mississippi State (2 rushing, 94 passing) | 2020-23 |
| 11. | 93— | Johnny Manziel, Texas A&M (30 rushing, 63 passing) | 2012-13 |
| | 93— | Kellen Mond, Texas A&M (22 rushing, 71 passing) | 2017-20 |
| 13. | 90— | Jared Lorenzen, Kentucky (12 rushing, 78 passing) | 2000-03 |
| 14. | 88— | Joe Burrow, LSU (12 rushing, 76 passing) | 2018-19 |
| 15. | 87— | Josh Dobbs, Tennessee (32 rushing, 53 passing, 2 receiving) | 2013-16 |
| | 87— | Bryce Young, Alabama (7 rushing, 80 passing) | 2020-22 |
| 17. | 86— | Eli Manning, Ole Miss (5 rushing, 81 passing) | 2000-03 |
| 18. | 84— | André Woodson, Kentucky (5 rushing, 79 passing) | 2004-07 |
| 19. | 83— | Rex Grossman, Florida (6 rushing, 77 passing) | 2000-02 |
| 20. | 82— | Shane Matthews, Florida (7 rushing, 74 passing, 1 receiving) | 1989-92 |
| | 82— | Bo Wallace, Ole Miss (19 rushing, 62 passing, 1 receiving) | 2012-14 |

RUSHING

MOST RUSHES

GAME:

| | | | |
|-----|-----|--|------|
| 1. | 47— | Herschel Walker, Georgia vs. Florida (192 yards) | 1981 |
| 2. | 46— | Tre Mason, Auburn vs. Missouri (304 yards) | 2013 |
| | 46— | Derrick Henry, Alabama vs. Auburn (271 yards) | 2015 |
| 4. | 45— | Madre Hill, Arkansas vs. Auburn (186 yards) | 1995 |
| 5. | 44— | Derrick Henry, Alabama vs. Florida (189 yards) | 2015 |
| 6. | 43— | Charles Alexander, LSU vs. Wyoming (231 yards) | 1977 |
| | 43— | Herschel Walker, Georgia vs. South Carolina (219 yards) | 1980 |
| 8. | 42— | Johnny Musso, Alabama vs. Auburn (221 yards) | 1970 |
| | 42— | Brandon Holmes, Arkansas vs. LSU (143 yards) | 2000 |
| 10. | 41— | Derick Logan, Kentucky vs. Georgia (140 yards) | 1996 |
| | 41— | Derick Logan, Kentucky vs. Mississippi State (186 yards) | 1996 |
| | 41— | Charles Alexander, LSU vs. Tulane (199 yards) | 1977 |
| | 41— | Herschel Walker, Georgia vs. Ole Miss (265 yards) | 1981 |
| | 41— | Johnnie Jones, Tennessee vs. Rutgers (234 yards) | 1983 |
| | 41— | Erict Rhett, Florida vs. Georgia (183 yards) | 1993 |
| | 41— | Travis Stephens, Tennessee vs. Arkansas (206 yards) | 2001 |
| | 41— | Carnell Williams, Auburn vs. Georgia (167 yards) | 2001 |

SEASON:

| | | | |
|----|------|---|------|
| 1. | 395— | Derrick Henry, Alabama (2,219 yards) | 2015 |
| 2. | 385— | Herschel Walker, Georgia (1,891 yards) | 1981 |
| 3. | 335— | Herschel Walker, Georgia (1,752 yards) | 1982 |
| 4. | 325— | Darren McFadden, Arkansas (1,830 yards) | 2007 |
| 5. | 324— | Rudi Johnson, Auburn (1,567 yards) | 2000 |
| 6. | 317— | Tre Mason, Auburn (1,816 yards) | 2013 |



RECORDS AND RESULTS

| | | | |
|-----|------|---|------|
| 7. | 311— | Charles Alexander, LSU (1,686 yards) | 1977 |
| 8. | 307— | Madre Hill, Arkansas (1,387 yards) | 1995 |
| 9. | 303— | Cameron Artis-Payne, Auburn (1,608 yards) | 2014 |
| 10. | 302— | Shaun Alexander, Alabama (1,383 yards) | 1999 |

CAREER:

| | | | |
|-----|------|--|---------|
| 1. | 994* | Herschel Walker, Georgia (5,259 yards) | 1980-82 |
| 2. | 931— | Ralph Webb, Vanderbilt (4,173 yards) | 2014-17 |
| 3. | 910— | Anthony Dixon, Mississippi State (3,994 yards) | 2006-99 |
| 4. | 882— | Dalton Hilliard, LSU (4,050 yards) | 1982-85 |
| 5. | 873— | Errict Rhett, Florida (4,163 yards) | 1990-93 |
| 6. | 856— | Kevin Faulk, LSU (4,557 yards) | 1995-98 |
| 7. | 855— | Charles Alexander, LSU (4,035 yards) | 1975-78 |
| 8. | 785— | Darren McFadden, Arkansas (4,590 yards) | 2005-07 |
| 9. | 777— | Sonny Collins, Kentucky (3,835 yards) | 1972-75 |
| 10. | 758— | Nick Chubb, Georgia (4,769 yards) | 2014-17 |

*—NCAA record for three years

RUSHES PER GAME**SEASON:**

| | | | |
|-----|-------|---|------|
| 1. | 35.0— | Herschel Walker, Georgia (385 in 11 games) | 1981 |
| 2. | 30.4— | Herschel Walker, Georgia (335 in 11 games) | 1982 |
| 3. | 28.3— | Charles Alexander, LSU (311 in 11 games) | 1977 |
| 4. | 27.5— | Shaun Alexander, Alabama (302 in 11 games) | 1999 |
| 5. | 27.0— | Rudi Johnson, Auburn (324 in 12 games) | 2000 |
| 6. | 26.7— | Moe Williams, Kentucky (294 in 11 games) | 1995 |
| 7. | 26.1— | Willie McClendon, Georgia (287 in 11 games) | 1978 |
| 8. | 26.3— | Derrick Henry (395 in 15 games) | 2015 |
| 9. | 25.8— | Emmitt Smith, Florida (284 in 11 games) | 1989 |
| 10. | 25.6— | Madre Hill, Arkansas (307 in 12 games) | 1995 |

CAREER:

| | | | |
|-----|--------|--|---------|
| 1. | 30.1— | Herschel Walker, Georgia (994 in 33 games) | 1980-82 |
| 2. | 22.5— | Emmitt Smith, Florida (700 in 31 games) | 1987-89 |
| 3. | 20.9— | Kevin Faulk, LSU (856 in 41 games) | 1995-98 |
| 4. | 20.7— | Darren McFadden, Arkansas (725 in 38 games) | 2005-07 |
| 5. | 20.0— | Dalton Hilliard, LSU (882 in 44 games) | 1982-85 |
| 6. | 19.74— | Kenny Irons, Auburn (454 in 23 games) | 2005-06 |
| 7. | 19.70— | James Johnson, Mississippi State (453 in 23 games) | 1997-98 |
| 8. | 19.4— | Charles Alexander, LSU (855 in 44 games) | 1975-78 |
| 9. | 19.25— | Leonard Fournette, LSU (616 in 32 games) | 2014-16 |
| 10. | 19.2— | Knowshon Moreno, Georgia (498 in 26 games) | 2007-08 |

NET YARDS**GAME:**

| | | | | |
|-----|------|---|--|------|
| 1. | 321— | Frank Mordica, Vanderbilt vs. Air Force (22 rushes) | 1978 | |
| | | 321— | Darren McFadden, Arkansas vs. South Carolina (34 rushes) | 2007 |
| 3. | 316— | Emmitt Smith, Florida vs. New Mexico (31 rushes) | 1989 | |
| 4. | 307— | Curtis Kuykendall, Auburn vs. Miami (33 rushes) | 1944 | |
| 5. | 304— | Tre Mason, Auburn vs. Missouri (46 rushes) | 2013 | |
| 6. | 299— | Moe Williams, Kentucky vs. South Carolina (40 rushes) | 1995 | |
| 7. | 294— | Chuck Webb, Tennessee vs. Ole Miss (35 rushes) | 1989 | |
| 8. | 291— | Shaun Alexander, Alabama vs. LSU (20 rushes) | 1996 | |
| 9. | 290— | Bo Jackson, Auburn vs. SW Louisiana (23 rushes) | 1985 | |
| 10. | 287— | Ty Davis-Price, LSU vs. Florida (36 rushes) | 2021 | |
| 11. | 285— | Derrius Guice, LSU vs. Texas A&M (37 rushes) | 2016 | |
| 12. | 284— | Bobby Humphrey, Alabama vs. Mississippi State (30 rushes) | 1986 | |
| | | 284— | Lynn Bowden Jr., Kentucky vs. Louisville (22 rushes) | 2019 |
| 14. | 284— | Leonard Fournette, LSU vs. Ole Miss (16 rushes) | 2016 | |
| 15. | 283— | Herschel Walker, Georgia vs. Vanderbilt (22 rushes) | 1980 | |
| 16. | 282— | Dexter McCluster, Ole Miss vs. Tennessee (25 rushes) | 2009 | |
| 17. | 280— | Ray Davis, Kentucky vs. Florida (26 rushes) | 2023 | |
| 18. | 272— | Moe Williams, Kentucky vs. Cincinnati (40 rushes) | 1995 | |
| 19. | 271— | Derrick Henry, Alabama vs. Auburn (46 rushes) | 2015 | |
| 20. | 267— | Bob Davis, Kentucky vs. Washington & Lee | 1937 | |

SEASON:

| | | | |
|-----|--------|---|------|
| 1. | 2,219— | Derrick Henry, Alabama (395 rushes) | 2015 |
| 2. | 1,953— | Leonard Fournette, LSU (300 rushes) | 2015 |
| 3. | 1,891— | Herschel Walker, Georgia (385 rushes) | 1981 |
| 4. | 1,830— | Darren McFadden, Arkansas (325 rushes) | 2007 |
| 5. | 1,816— | Tre Mason, Auburn (317 rushes) | 2013 |
| 6. | 1,786— | Bo Jackson, Auburn (278 rushes) | 1985 |
| 7. | 1,760— | Trayveon Williams, Texas A&M (271 rushes) | 2018 |
| 8. | 1,752— | Herschel Walker, Georgia (335 rushes) | 1982 |
| 9. | 1,686— | Charles Alexander, LSU (311 rushes) | 1977 |
| 10. | 1,679— | Trent Richardson, Alabama (283 rushes) | 2011 |
| 11. | 1,658— | Mark Ingram, Alabama (271 rushes) | 2009 |
| 12. | 1,647— | Darren McFadden, Arkansas (284 rushes) | 2006 |

| | | | | |
|-----|--------|--|--|------|
| 13. | 1,616— | Herschel Walker, Georgia (274 rushes) | 1980 | |
| 14. | 1,608— | Cameron Artis-Payne, Auburn (303 rushes) | 2014 | |
| 15. | 1,600— | Moe Williams, Kentucky (294 rushes) | 1995 | |
| 16. | 1,599— | Emmitt Smith, Florida (284 rushes) | 1989 | |
| 17. | 1,567— | Rudi Johnson, Auburn (324 rushes) | 2000 | |
| | | 1,567— | Quinshon Judkins (274 rushes) | 2022 |
| 19. | 1,557— | Alex Collins, Arkansas (271 rushes) | 2015 | |
| 20. | 1,547— | Garrison Hearst, Georgia (228 rushes) | 1992 | |
| | | 1,547— | Nick Chubb, Georgia (219 rushes) | 2014 |

CAREER:

| | | | |
|-----|---------|---|---------|
| 1. | *5,259— | Herschel Walker, Georgia (33 games) | 1980-82 |
| 2. | 4,769— | Nick Chubb, Georgia (47 games) | 2014-17 |
| 3. | 4,590— | Darren McFadden, Arkansas (38 games) | 2005-07 |
| 4. | 4,557— | Kevin Faulk, LSU (41 games) | 1995-98 |
| 5. | 4,303— | Bo Jackson, Auburn (38 games) | 1982-85 |
| 6. | 4,173— | Ralph Webb, Vanderbilt (49 games) | 2014-17 |
| 7. | 4,163— | Errict Rhett, Florida (48 games) | 1990-93 |
| 8. | 4,050— | Dalton Hilliard, LSU (44 games) | 1982-85 |
| 9. | 4,035— | Charles Alexander, LSU (44 games) | 1975-78 |
| 10. | 3,994— | Anthony Dixon, Mississippi State (48 games) | 2006-09 |
| 11. | 3,928— | Emmitt Smith, Florida (31 games) | 1987-89 |
| 12. | 3,873— | Benny Snell, Kentucky (39 games) | 2016-18 |
| 13. | 3,843— | Najee Harris, Alabama (55 games) | 2017-20 |
| 14. | 3,835— | Sonny Collins, Kentucky (41 games) | 1972-75 |
| 15. | 3,831— | Carnell Williams, Auburn (42 games) | 2001-04 |
| 16. | 3,830— | Leonard Fournette, LSU (32 games) | 2014-16 |
| 17. | 3,720— | Larry Rountree III, Missouri (48 games) | 2017-20 |
| 18. | 3,703— | Alex Collins, Arkansas (38 games) | 2013-15 |
| 19. | 3,638— | Sony Michel, Georgia (47 games) | 2014-17 |
| 20. | 3,615— | Trayveon Williams, Texas A&M (38 games) | 2016-18 |

*—NCAA record for three years

YARDS PER GAME**SEASON:**

| | | | | |
|-----|--------|--|--|------|
| 1. | 171.9— | Herschel Walker, Georgia (1,891 in 11 games) | 1981 | |
| 2. | 162.8— | Leonard Fournette, LSU (1,953 in 12 games) | 2015 | |
| 3. | 162.4— | Bo Jackson, Auburn (1,786 in 11 games) | 1985 | |
| 4. | 159.3— | Herschel Walker, Georgia (1,752 in 11 games) | 1982 | |
| 5. | 153.3— | Charles Alexander, LSU (1,686 in 11 games) | 1977 | |
| 6. | 151.8— | Todd Gurley, Georgia (911 in 6 games) | 2014 | |
| 7. | 148.0— | Derrick Henry, Alabama (2,219 in 15 games) | 2015 | |
| 8. | 146.9— | Herschel Walker, Georgia (1,616 in 11 games) | 1980 | |
| 9. | 145.5— | Moe Williams, Kentucky (1,600 in 11 games) | 1995 | |
| 10. | 145.4— | Emmitt Smith, Florida (1,599 in 11 games) | 1989 | |
| 11. | 140.8— | Darren McFadden, Arkansas (1,830 in 13 games) | 2007 | |
| 12. | 140.6— | Garrison Hearst, Georgia (1,547 in 11 games) | 1992 | |
| 13. | 135.4— | Trayveon Williams, Texas A&M (1,760 in 13 games) | 2018 | |
| 14. | 131.2— | Johnny Dottley, Ole Miss (1,312 in 10 games) | 1949 | |
| 15. | 130.7— | Jay Graham, Tennessee (1,438 in 11 games) | 1995 | |
| 16. | 130.6— | Rudi Johnson, Auburn (1,567 in 12 games) | 2000 | |
| 17. | 129.7— | Tre Mason, Auburn (1,816 in 14 games) | 2013 | |
| 18. | 129.2— | Trent Richardson, Alabama (1,679 in 12 games) | 2011 | |
| 19. | 127.1— | Kevin Faulk, LSU (1,144 in 9 games) | 1997 | |
| 20. | 126.5— | Anthony Dixon, Mississippi State (1,391 in 11 games) | 2009 | |
| | | 126.5— | Brent Fullwood, Auburn (1,391 in 11 games) | 1986 |

CAREER:

| | | | |
|-----|--------|--|---------|
| 1. | 159.4— | Herschel Walker, Georgia (5,259 in 33 games) | 1980-82 |
| 2. | 126.7— | Emmitt Smith, Florida (3,928 in 31 games) | 1987-89 |
| 3. | 120.8— | Darren McFadden, Arkansas (4,590 in 38 games) | 2005-07 |
| 4. | 119.7— | Leonard Fournette, LSU (3,830 in 32 games) | 2014-16 |
| 5. | 113.2— | Bo Jackson, Auburn (4,303 in 38 games) | 1982-85 |
| 6. | 111.2— | Kevin Faulk, LSU (4,557 in 41 games) | 1995-98 |
| 7. | 109.5— | Todd Gurley, Georgia (3,285 in 30 games) | 2012-14 |
| 8. | 106.6— | James Johnson, Mississippi State (2,452 in 23 games) | 1997-98 |
| 9. | 105.1— | Knowshon Moreno, Georgia (2,734 in 26 games) | 2007-08 |
| 10. | 103.0— | Jamal Lewis, Tennessee (2,677 in 26 games) | 1997-99 |

YARDS PER RUSH**GAME: (Min. 40 rushes)**

| | | | |
|----|-------|--|------|
| 1. | 7.48— | Moe Williams, Kentucky vs. South Carolina (299 on 40) | 1995 |
| 2. | 6.80— | Moe Williams, Kentucky vs. Cincinnati (272 on 40) | 1995 |
| 3. | 6.61— | Tre Mason, Auburn vs. Missouri (304 on 46) | 2013 |
| 4. | 6.46— | Herschel Walker, Georgia vs. Ole Miss (265 on 41) | 1981 |
| 5. | 5.89— | Derrick Henry, Alabama vs. Auburn (271 on 46) | 2015 |
| 6. | 5.70— | Johnnie Jones, Tennessee vs. Rutgers (234 on 41) | 1983 |
| 7. | 5.40— | Johnny Dottley, Ole Miss vs. Mississippi State (216 on 40) | 1949 |

RECORDS AND RESULTS

- 8. 5.37— Charles Alexander, LSU vs. Wyoming (231 on 43) 1977
- 9. 5.30— Marcus Lattimore, South Carolina vs. Florida (212 on 40) 2010
- 10. 5.26— Johnny Musso, Alabama vs. Auburn (221 on 42) 1970

GAME: (Min. 30 rushes)

- 1. 10.19— Emmitt Smith, Florida vs. New Mexico (316 on 31) 1989
- 2. 9.47— Bobby Humphrey, Alabama vs. Mississippi State (284 on 30) 1986
- 3. 9.44— Darren McFadden, Arkansas vs. South Carolina (321 on 34) 2007
- 4. 9.30— Curtis Kuykendall, Auburn vs. Miami (307 on 33) 1944
- 5. 8.40— Chuck Webb, Tennessee vs. Ole Miss (294 on 35) 1989
- 6. 8.27— Johnnie Jones, Tennessee vs. Vanderbilt (248 on 30) 1983

GAME: (Min. 20 rushes)

- 1. 14.58— Frank Mordica, Vanderbilt vs. Air Force (321 on 22) 1978
- 2. 14.55— Shaun Alexander, Alabama vs. LSU (246 on 21) 1996
- 3. 12.91— Lynn Bowden Jr., Kentucky vs. Louisville (284 on 22) 2019
- 4. 12.86— Herschel Walker, Georgia vs. Vanderbilt (283 on 22) 1980
- 5. 12.80— Bo Jackson, Auburn vs. Alabama (256 on 20) 1983
- 6. 12.61— Bo Jackson, Auburn vs. SW Louisiana (290 on 23) 1985
- 7. 12.55— Derrius Guice, LSU vs. Ole Miss (276 on 22) 2017
- 8. 12.00— Trayveon Williams, Texas A&M vs. Northwestern State (240 on 20) 2018
- 12.00— Derrius Guice vs. Arkansas (252 on 21) 2016
- 11.75— Johnny Dottle, Ole Miss vs. Chattanooga (235 on 20) 1949

GAME: (Min. 10 rushes)

- 1. 19.60— Harvey Williams, LSU vs. Rice (196 on 10) 1987
- 2. 19.50— Jayden Daniels, LSU vs. Florida (234 on 12) 2023
- 3. 19.00— Josh Dobbs, Tennessee vs. Missouri (190 on 10) 2016
- 4. 18.43— Nick Fitzgerald, Mississippi State vs. Ole Miss (258 on 14) 2016
- 5. 17.75— Leonard Fournette, LSU vs. Ole Miss (284 on 16) 2016
- 6. 17.50— George Canale, Tennessee vs. Chattanooga (175 on 10) 1962
- 7. 17.45— Billy Baggett, LSU vs. Ole Miss (192 on 11) 1950
- 8. 17.10— Jordan Wilkins, Ole Miss vs. Presbyterian (171 on 10) 2014
- 9. 16.45— Sony Michel, Georgia vs. Oklahoma (181 on 11) 2017
- 10. 16.40— Keith Marshall, Georgia vs. Tennessee (164 on 10) 2012

SEASON: (Min. 200 rushes)

- 1. 7.06— Nick Chubb, Georgia (1,547 on 219) 2014
- 2. 7.01— Johnny Manziel, Texas A&M (1,410 on 201) 2012
- 3. 6.90— Jeremy Hill, LSU (1,401 on 203) 2013
- 4. 6.79— Garrison Hearst, Georgia (1,547 on 228) 1992
- 6.58— Clyde Edwards-Helaire, LSU (1,414 on 215) 2019
- 6. 6.51— Leonard Fournette, LSU (1,953 on 300) 2015
- 7. 6.50— Trayveon Williams, Texas A&M (1,760 on 271) 2018
- 8. 6.48— Knile Davis, Arkansas (1,322 on 204) 2010
- 6.48— Eddie Lacy, Alabama (1,322 on 204) 2012
- 10. 6.42— Bo Jackson, Auburn (1,786 on 278) 1985

SEASON: (Min. 100 rushes)

- 1. 8.74— Felix Jones, Arkansas (1,162 on 133) 2007
- 2. 8.40— Jayden Daniels, LSU (1,134 on 135) 2023
- 3. 8.33— Brent Fullwood, Auburn (1,391 on 167) 1986
- 4. 7.93— Lynn Bowden Jr., Kentucky (1,468 on 185) 2019
- 5. 7.94— Hank Lauricella, Tennessee (881 on 111) 1951
- 6. 7.87— Sony Michel, Georgia (1,227 on 156) 2017
- 7. 7.68— Bo Jackson, Auburn (1,213 on 158) 1983
- 8. 7.61— Monk Gafford, Auburn (1,004 on 132) 1942
- 9. 7.58— Felix Jones, Arkansas (1,168 on 154) 2006
- 7.58— Derrius Guice, LSU (1,387 on 183) 2016

CAREER: (Min. 400 rushes)

- 1. 6.62— Bo Jackson, Auburn (4,303 on 650) 1982-85
- 2. 6.57— Chris Rodriguez, Kentucky (2,740 on 417) 2018-21
- 3. 6.56— DeAndre Swift, Georgia (2,885 on 440) 2017-19
- 4. 6.53— Derrius Guice, LSU (3,074 on 471) 2015-17
- 5. 6.44— Todd Gurley, Georgia (3,285 on 510) 2012-14
- 6.44— Damien Harris, Alabama (3,070 on 477) 2015-18
- 7. 6.29— Nick Chubb, Georgia (4,769 on 758) 2014-17
- 8. 6.27— Bobby Marlow, Alabama (2,560 on 480) 1950-52
- 9. 6.22— Leonard Fournette, LSU (3,830 on 616) 2014-16
- 10. 6.16— Sony Michel, Georgia (3,638 on 591) 2014-17

RUSHING TOUCHDOWNS

SEASON:

- 1. 28— Derrick Henry, Alabama 2015
- 2. 26— Najee Harris, Alabama 2020
- 3. 23— Tim Tebow, Florida 2007
- 23— Tre Mason, Auburn 2013
- 5. 22— Leonard Fournette, LSU 2015
- 6. 21— Trent Richardson, Alabama 2011
- 21— Johnny Manziel, Texas A&M 2012
- 8. 20— Cam Newton, Auburn 2010

- 20— Alex Collins, Arkansas 2015
- 10. 19— Garrison Hearst, Georgia 1992
- 19— Shaun Alexander, Alabama 1999
- 19— LaBrandon Toefield, LSU 2001
- 19— Benny Snell Jr., Kentucky 2017
- 19— Vick Ballard, Mississippi State 2010

CAREER:

- 1. 57— Tim Tebow, Florida 2006-09
- 2. 49— Herschel Walker, Georgia 1980-82
- 3. 46— Kevin Faulk, LSU 1995-98
- 46— Nick Fitzgerald, Mississippi State 2015-18
- 46— Najee Harris, Alabama 2017-20
- 6. 45— Carnell Williams, Auburn 2001-04
- 7. 44— Dalton Hilliard, LSU 1982-85
- 44— Nick Chubb, Georgia 2014-17
- 9. 43— Bo Jackson, Auburn 1982-85
- 10. 42— Anthony Dixon, Mississippi State 2006-09
- 42— Mark Ingram, Alabama 2008-10
- 42— Derrick Henry, Alabama 2013-15
- 13. 41— Shaun Alexander, Alabama 1996-99
- 41— Darren McFadden, Arkansas 2005-07
- 41— Dak Prescott, Mississippi State 2012-15
- 16. 40— Charles Alexander, LSU 1975-78
- 40— Leonard Fournette, LSU 2014-16
- 40— Larry Rountree III, Missouri 2017-20
- 19. 38— Marcus Lattimore, South Carolina 2010-12
- 20. 37— Deuce McAllister, Ole Miss 1997-00

LONG TOUCHDOWN PLAYS (RUSHING)

GAME:

- 1. *99— Kelsey Finch, Tennessee vs. Florida 1977
- *99— Broderick Green, Arkansas vs. Eastern Michigan 2009
- 3. 98— Stanley Howell, Mississippi State vs. Southern Miss 1979
- 4. 97— Blondy Black, Mississippi State vs. Duquesne 1942
- 97— John Avery, Ole Miss vs. Arkansas 1997
- 6. 96— Emmitt Smith, Florida vs. Mississippi State 1988
- 96— Chris Anderson, Alabama vs. Temple 1991
- 96— Derrius Guice, LSU vs. Arkansas 2016
- 9. 95— Harry Gilmer, Alabama vs. Kentucky 1945
- 10. 94— Jessie Fatherree, LSU vs. Georgia 1935
- 94— Sal Nicolo, LSU vs. Rice 1952
- 94— Eric Gray, Tennessee vs. Vanderbilt 2019
- 94— Jarquez Hunter, Auburn vs. Alabama State 2021

ALL-PURPOSE YARDS

GAME:

- 1. 429— Moe Williams, Kentucky vs. South Carolina (299 rush, 57 rec., 73 KOR) 1995
- 2. 376— Kevin Faulk, LSU vs. Houston (246 rush, 8 rec., 16 KOR, 106 PR) 1996
- 3. 372— Rafael Little, Kentucky vs. Vanderbilt (198 rush, 86 rec., 88 PR) 2005
- 4. 355— Darren McFadden, Arkansas vs. So. Carolina (321 rush, 4 rec., 30 KOR) 2007
- 5. 344— Nick Turner, Mississippi State vs. Tennessee (41 rush, 37 rec., 163 KOR, 103 PR) 2003
- 344— Kwane Doster, Vanderbilt vs. Ole Miss (101 rush, 243 KOR) 2002
- 7. 338— Josh Reed, LSU vs. Alabama (293 rec., 5 PR, 40 KOR) 2001
- 8. 331— Craig Yeast, Kentucky vs. Florida (206 rec., 116 KOR, 9 PR) 1998
- 331— Odell Beckham, Jr., LSU vs. UAB (15 rush, 136 rec., 21 KOR, 59 PR, 100 MFG) 2013
- 10. 324— Dexter McCluster, Ole Miss vs. Tennessee (282 rush, 42 rec.) 2009

SEASON:

- 1. 2,396— Randall Cobb, Kentucky (424 rush, 1,017 rec., 219 PR, 736 KOR) 2010
- 2. 2,374— Tre Mason, Auburn (1,816 rush, 163 rec., 395 KOR) 2013
- 3. 2,315— Odell Beckham, Jr., LSU (58 rush, 1,152 rec., 160 PR, 845 KR in 13 games) 2013
- 4. 2,310— Darren McFadden, Arkansas (1,830 rush, 164 rec., 316 KOR) 2007
- 2,310— Derrick Henry, Alabama (2,219 rush, 91 rec.) 2015
- 6. 2,206— Leonard Fournette, LSU (1,953 rush, 253 rec.) 2015
- 7. 2,151— DeVonta Smith, Alabama (6 rush, 1856 rec., 237 PR, 52 KOR) 2020
- 8. 2,120— Domanick Davis, LSU (931 rush, 130 rec., 499 PR, 66 KOR) 2002
- 9. 2,109— Kevin Faulk, LSU (1,279 rush, 287 rec., 265 PR, 278 KOR) 1998
- 10. 2,104— Kevin Faulk, LSU (1,282 rush, 134 rec., 375 PR, 313 KOR) 1996
- 11. 2,089— Lynn Bowden Jr., Kentucky (1,468 rush, 348 rec., 53 PR, 220 KOR) 2019
- 12. 2,083— Trent Richardson, Alabama (1,679 rush, 338 rec, 66 KOR) 2011
- 13. 2,067— Herschel Walker, Georgia (1,891 rush, 84 rec., 92 KOR) 1981
- 14. 2,058— Darren McFadden, Arkansas (1,647 rush, 149 rec., 262 KOR) 2006
- 15. 2,038— Trayveon Williams, Texas A&M (1,760 rush, 278 rec.) 2018
- 16. 2,016— Bobby Humphrey, Alabama (1,471 rush, 201 rec., 344 KOR, 244 PR) 1986
- 17. 1,992— Mark Ingram, Alabama (1,658 rush, 334 rec.) 2009
- 18. 1,990— Felix Jones, Arkansas (1,162 rush, 176 rec., 652 KOR) 2007
- 19. 1,982— Rafael Little, Kentucky (1,045 rush, 449 rec., 355 PR, 133 KOR) 2005
- 20. 1,961— David Palmer, Alabama (278 rush, 1,000 rec., 439 KOR) 1993



RECORDS AND RESULTS

SEASON AVERAGE:

| | | | |
|-----|--------|---|------|
| 1. | 191.7— | Kevin Faulk, LSU (1,279 rush, 287 rec., 265 PR, 278 KOR in 11 games) | 1998 |
| 2. | 191.3— | Kevin Faulk, LSU (1,282 rush, 134 rec., 375 PR, 313 KOR in 11 games) | 1996 |
| 3. | 191.2— | Todd Gurley, Georgia (911 rush, 57 rec., 179 KOR in 6 games) | 2014 |
| 4. | 187.9— | Herschel Walker, Georgia (1,891 rush, 84 rec., 92 KOR in 11 games) | 1981 |
| 5. | 184.3— | Randall Cobb, Kentucky (424 rush, 1,017 rec., 219 PR, 736 KOR in 13 games) | 2010 |
| 6. | 183.8— | Leonard Fournette, LSU (1,953 rush, 253 rec. in 12 games) | 2015 |
| 7. | 182.9— | Kevin Faulk, LSU (1,144 rush, 93 rec., 192 PR, 217 KOR in 9 games) | 1997 |
| 8. | 180.2— | Rafael Little, Kentucky (1,045 rush, 449 rec., 355 PR, 133 KOR in 11 games) | 2005 |
| 9. | 178.1— | Odell Beckham, Jr., LSU (58 rush, 1,152 rec., 160 PR, 845 KR in 13 games) | 2013 |
| 10. | 177.7— | Darren McFadden, Arkansas (1,830 rush, 164 rec., 316 KOR in 13 games) | 2007 |

CAREER:

| | | | |
|-----|--------|---|---------|
| 1. | 6,833— | Kevin Faulk, LSU (4,557 rush, 600 rec., 832 PR, 844 KOR) | 1995-98 |
| 2. | 5,881— | Darren McFadden, Arkansas (4,590 rush, 365 rec., 926 KOR) | 2005-07 |
| 3. | 5,856— | Derek Abney, Kentucky (160 rush, 2,339 rec., 1,042 PR, 2,315 KOR) | 2000-03 |
| 4. | 5,749— | Herschel Walker, Georgia (5,249 rush, 243 rec., 247 KOR) | 1980-82 |
| 5. | 5,743— | Domanick Davis, LSU (2056 rush, 393 rec., 1126 PR, 2168 KOR) | 1999-02 |
| 6. | 5,596— | James Brooks, Auburn (3,523 rush, 347 rec., 1,726 KOR) | 1977-80 |
| 7. | 5,393— | Erict Rhett, Florida (4,163 rush, 1,230 rec.) | 1990-93 |
| 8. | 5,343— | Rafael Little, Kentucky (2,996 rush, 1,324 rec, 854 PR, 169 KOR) | 2004-07 |
| 9. | 5,330— | Dennis Johnson, Arkansas (2,036 rush, 510 rec, 2,784 KOR) | 2008-12 |
| 10. | 5,326— | Dalton Hilliard, LSU (4,050 rush, 1,133 rec., 143 KOR) | 1982-85 |

CAREER YARDS PER GAME AVERAGE:

| | | | |
|-----|--------|---|---------|
| 1. | 174.2— | Herschel Walker, Georgia (5,749 yards in 33 games) | 1980-82 |
| 2. | 166.7— | Kevin Faulk, LSU (6,833 yards in 41 games) | 1995-98 |
| 3. | 155.7— | Leonard Fournette, LSU (4,981 yards in 32 games) | 2014-16 |
| 4. | 154.8— | Darren McFadden, Arkansas (5,881 yards in 38 games) | 2005-07 |
| 5. | 147.3— | James Brooks, Auburn (5,596 yards in 38 games) | 1977-80 |
| 6. | 144.1— | Todd Gurley, Georgia (4,322 yards in 30 games) | 2012-14 |
| 7. | 141.7— | Bobby Humphrey, Alabama (4,958 yards in 35 games) | 1985-88 |
| 8. | 141.6— | Emmitt Smith, Florida (4,391 yards in 31 games) | 1987-89 |
| 9. | 137.0— | Rafael Little, Kentucky (5,343 yards in 39 games) | 2004-07 |
| 10. | 131.1— | Knowshon Moreno, Georgia (3,409 yards in 26 games) | 2006-08 |

RUSHING YARDS BY A QUARTERBACK

SEASON:

| | | | |
|-----|--------|---|------|
| 1. | 1,473— | Cam Newton, Auburn (264 rushes) | 2010 |
| 2. | 1,410— | Johnny Manziel, Texas A&M (201 rushes) | 2012 |
| 3. | 1,375— | Nick Fitzgerald, Mississippi State (195 rushes) | 2016 |
| 4. | 1,369— | Lynn Bowden Jr., Kentucky (172 rushes) | 2019 |
| 5. | 1,134— | Jayden Daniels, LSU (135 rushes) | 2023 |
| 6. | 1,121— | Nick Fitzgerald, Mississippi State (221 rushes) | 2018 |
| 7. | 1,068— | Nick Marshall, Auburn (172 rushes) | 2013 |
| 8. | 1,006— | Jimmy Sidle, Auburn (185 rushes) | 1963 |
| 9. | 986— | Dak Prescott, Mississippi State (210 rushes) | 2014 |
| 10. | 984— | Nick Fitzgerald, Mississippi State (162 rushes) | 2017 |

CAREER:

| | | | |
|-----|--------|--|--------------|
| 1. | 3,607— | Nick Fitzgerald, Mississippi State | 2015-18 |
| 2. | 2,947— | Tim Tebow, Florida | 2006-09 |
| 3. | 2,535— | Matt Jones, Arkansas | 2001-04 |
| 4. | 2,521— | Dak Prescott, Mississippi State | 2012-15 |
| 5. | 2,486— | Nick Fitzgerald, Mississippi State | 2015-Present |
| 6. | 2,280— | John Bond, Mississippi State | 1980-83 |
| 7. | 2,169— | Johnny Manziel, Texas A&M | 2012-13 |
| 8. | 2,160— | Joshua Dobbs, Tennessee | 2013-16 |
| 9. | 2,019— | Jayden Daniels, LSU | 2022-23 |
| 10. | 1,976— | Jalen Hurts, Alabama | 2016-18 |

PASSING ATTEMPTS

GAME:

| | | | |
|----|-----|---|------|
| 1. | 67— | Tim Couch, Kentucky vs. Arkansas (47 comp., 499 yards) | 1998 |
| | 67— | Will Rogers, Mississippi State vs. Memphis (50 comp., 419 yards) | 2021 |
| 3. | 66— | John Reaves, Florida vs. Auburn (33 comp., 369 yards) | 1969 |
| | 66— | Tim Couch, Kentucky vs. LSU (41 comp., 410 yards) | 1997 |
| | 66— | Jay Cutler, Vanderbilt vs. Florida (39 comp., 395 yards) | 2005 |
| 6. | 65— | Eric Zeier, Georgia vs. Florida (36 comp., 386 yards) | 1993 |
| | 65— | Peyton Manning, Tennessee vs. Florida (37 comp., 492 yards) | 1996 |
| 8. | 63— | Nick Starkel, Texas A&M vs. Wake Forest (42 comp., 499 yards) | 2017 |
| 9. | 62— | John Gromos, Vanderbilt vs. Alabama (30 comp., 324 yards) | 1989 |
| | 62— | Dusty Bonner, Kentucky vs. Louisville (34 comp., 446 yards) | 1999 |
| | 62— | Cory Phillips, Georgia vs. Georgia Tech (36 comp., 413 yards) | 2000 |
| | 62— | André Woodson, Kentucky vs. Tennessee (39 comp., 430 yards) | 2007 |
| | 62— | Kenny Hill, Texas A&M vs. Mississippi State (37 comp., 365 yards) | 2014 |
| | 62— | Will Rogers, Mississippi State vs. LSU (47 comp., 417 yards) | 2021 |

SEASON:

| | | | |
|-----|------|--|------|
| 1. | 683— | Will Rogers, Mississippi State (505 comp., 4,739 yards) | 2021 |
| 2. | 610— | Will Rogers, Mississippi State (415 comp., 3,974 yards) | 2022 |
| 3. | 559— | Jared Lorenzen, Kentucky (321 comp., 3,687 yards) | 2000 |
| 4. | 553— | Tim Couch, Kentucky (400 comp., 4,275 yards) | 1998 |
| 5. | 547— | Tim Couch, Kentucky (363 comp., 3,884 yards) | 1997 |
| | 547— | Bryce Young, Alabama (366 comp., 4,872 yards) | 2021 |
| 7. | 527— | Joe Burrow, LSU (402 comp., 5,671 yards) | 2019 |
| 8. | 519— | Erik Ainge, Tennessee (325 comp., 3,522 yards) | 2007 |
| 9. | 518— | André Woodson, Kentucky (327 comp., 3,709 yards) | 2007 |
| 10. | 503— | Rex Grossman, Florida (287 comp., 3,402 yards) | 2002 |
| 11. | 493— | Kurt Page, Vanderbilt (286 comp., 3,178 yards) | 1983 |
| 12. | 481— | Eli Manning, Ole Miss (279 comp., 3,401 yards) | 2002 |
| 13. | 477— | Peyton Manning, Tennessee (287 comp., 3,819 yards) | 1997 |
| | 477— | Dak Prescott, Mississippi State (316 comp., 3,793 yards) | 2015 |
| 15. | 465— | Dusty Bonner, Kentucky (303 comp., 3,266 yards) | 1999 |
| 16. | 463— | Shane Matthews, Florida (275 comp., 3,205 yards) | 1992 |
| 17. | 462— | Jay Cutler, Vanderbilt (273 comp., 3,073 yards) | 2005 |
| | 462— | John Parker Wilson, Alabama (255 comp., 2,846 yards) | 2007 |
| 19. | 458— | Chad Kelly, Ole Miss (298 comp., 4,042 yards) | 2015 |
| 20. | 454— | Stetson Bennett, Georgia (310 comp., 4,127 yards) | 2022 |

CAREER:

| | | | |
|-----|--------|--|---------|
| 1. | 1,876— | Will Rogers, Mississippi State (1,301 comp., 12,315 yards) | 2020-23 |
| 2. | 1,553— | Drew Lock, Missouri (883 comp., 12,193 yards) | 2015-18 |
| 3. | 1,514— | Jared Lorenzen, Kentucky (862 comp., 10,354 yards) | 2000-03 |
| 4. | 1,478— | Aaron Murray, Georgia (921 comp., 13,166 yards) | 2010-13 |
| 5. | 1,458— | Chris Leak, Florida (895 comp., 11,213 yards) | 2003-06 |
| 6. | 1,440— | David Greene, Georgia (849 comp., 11,528 yards) | 2001-04 |
| 7. | 1,402— | Eric Zeier, Georgia (838 comp., 11,153 yards) | 1991-94 |
| 8. | 1,381— | Peyton Manning, Tennessee (863 comp., 11,201 yards) | 1994-97 |
| 9. | 1,363— | Eli Manning, Ole Miss (829 comp., 10,119 yards) | 2000-03 |
| 10. | 1,358— | Kellen Mond, Texas A&M (801 comp., 9,661 yards) | 2017-20 |
| 11. | 1,278— | André Woodson, Kentucky (791 comp., 9,360 yards) | 2004-07 |
| 12. | 1,270— | Casey Clausen, Tennessee (775 comp., 9,707 yards) | 2000-03 |
| 13. | 1,264— | Kyle Shurmur (722 comp., 8,865 yards) | 2015-18 |
| 14. | 1,242— | Jay Cutler, Vanderbilt (710 comp., 8,697 yards) | 2002-05 |
| 15. | 1,231— | Stan White, Auburn (659 comp., 8,016 yards) | 1990-93 |
| 16. | 1,210— | Erik Ainge, Tennessee (733 comp., 8,700 yards) | 2004-07 |
| 17. | 1,209— | Steve Taneyhill, South Carolina (727 comp., 8,555 yards) | 1992-95 |
| 18. | 1,202— | Shane Matthews, Florida (722 comp., 9,287 yards) | 1989-92 |
| 19. | 1,186— | Bo Wallace, Ole Miss (747 comp., 9,534 yards) | 2012-14 |
| 20. | 1,184— | Tim Couch, Kentucky (795 comp., 8,435 yards) | 1996-98 |

COMPLETIONS

GAME:

| | | | |
|-----|-----|---|------|
| 1. | 50— | Will Rogers, Mississippi State vs. Memphis (67 atts., 419 yards) | 2021 |
| 2. | 47— | Tim Couch, Kentucky vs. Arkansas (67 atts., 499 yards) | 1998 |
| | 47— | Will Rogers, Mississippi State vs. LSU (62 atts., 371 yards) | 2021 |
| 4. | 46— | Will Rogers, Mississippi State vs. Texas A&M (59 atts., 408 yards) | 2021 |
| 5. | 45— | Will Rogers, Mississippi State at Ole Miss (61 atts., 440 yards) | 2020 |
| 6. | 44— | Tim Couch, Kentucky vs. Vanderbilt (53 atts., 492 yards) | 1998 |
| | 44— | Will Rogers, Mississippi State at Auburn (55 atts., 415 yards) | 2021 |
| 8. | 43— | K.J. Costello, Mississippi State vs. Arkansas (59 atts., 313 yards) | 2020 |
| 9. | 40— | Tim Couch, Kentucky vs. Florida (61 atts., 406 yards) | 1998 |
| 10. | 42— | Eli Manning, Ole Miss vs. Arkansas (56 atts., 414 yards) | 2002 |
| | 42— | Kenny Hill, Texas A&M vs. Ole Miss (53 atts., 401 yards) | 2014 |
| | 42— | Nick Starkel, Texas A&M vs. Wake Forest (63 atts., 499 yards) | 2017 |
| | 42— | Will Rogers, Mississippi State vs. Auburn (59 atts., 357 yards) | 2022 |

SEASON:

| | | | |
|-----|------|--|------|
| 1. | 505— | Will Rogers, Mississippi State (683 atts., 4,739 yards) | 2021 |
| 2. | 415— | Will Rogers, Mississippi State (610 atts., 3,974 yards) | 2022 |
| 3. | 402— | Joe Burrow, LSU (527 atts., 5,671 yards) | 2019 |
| 4. | 400— | Tim Couch, Kentucky (553 atts., 4,275 yards) | 1998 |
| 5. | 366— | Bryce Young, Alabama (547 atts., 4,872 yards) | 2021 |
| 6. | 363— | Tim Couch, Kentucky (547 atts., 3,884 yards) | 1997 |
| 7. | 327— | André Woodson, Kentucky (518 atts., 3,709 yards) | 2007 |
| 8. | 325— | Erik Ainge, Tennessee (519 atts., 3,522 yards) | 2007 |
| 9. | 321— | Jared Lorenzen, Kentucky (559 atts., 3,687 yards) | 2000 |
| 10. | 316— | Dak Prescott, Mississippi State (477 atts., 3,793 yards) | 2015 |
| 11. | 311— | Mac Jones, Alabama (402 atts., 4,500 yards) | 2020 |
| 12. | 310— | Stetson Bennett, Georgia (454 atts., 4,127 yards) | 2022 |
| 13. | 303— | Dusty Bonner, Kentucky (465 atts., 3,266 yards) | 1999 |
| 14. | 302— | Carson Beck, Georgia (417 atts., 3,941 yards) | 2023 |
| 15. | 301— | Kyle Trask, Florida (437 atts., 4,283 yards) | 2020 |
| 16. | 300— | Johnny Manziel, Texas A&M (429 atts., 4,114 yards) | 2013 |
| 17. | 298— | Chad Kelly, Ole Miss (458 atts., 4,042 yards) | 2015 |
| 18. | 295— | Johnny Manziel, Texas A&M (434 atts., 3,706 yards) | 2012 |

RECORDS AND RESULTS

| | | | |
|-----|------|--|------|
| 19. | 287— | Peyton Manning, Tennessee (477 atts., 3,819 yards) | 1997 |
| | 287— | Rex Grossman, Florida (503 atts., 3,402 yards) | 2002 |

CAREER:

| | | | |
|-----|--------|--|---------|
| 1. | 1,301— | Will Rogers, Mississippi State (1,876 atts., 12,315 yards) | 2020-23 |
| 2. | 921— | Aaron Murray, Georgia (1,478 atts., 13,166 yards) | 2010-13 |
| 3. | 895— | Chris Leak, Florida (1,458 atts., 11,213 yards) | 2003-06 |
| 4. | 883— | Drew Lock, Missouri (1,553 atts., 12,193 yards) | 2015-18 |
| 5. | 863— | Peyton Manning, Tennessee (1,402 atts., 11,201 yards) | 1994-97 |
| 6. | 862— | Jared Lorenzen, Kentucky (1,514 atts., 10,354 yards) | 2000-03 |
| 7. | 849— | David Greene, Georgia (1,440 atts., 11,528 yards) | 2001-04 |
| 8. | 838— | Eric Zeier, Georgia (1,402 atts., 11,153 yards) | 1991-94 |
| 9. | 829— | Eli Manning, Ole Miss (1,363 atts., 10,119 yards) | 2000-03 |
| 10. | 801— | Kellen Mond, Texas A&M (1,358 atts., 9,661 yards) | 2017-20 |
| 11. | 795— | Tim Couch, Kentucky (1,184 atts., 8,435 yards) | 1996-98 |
| 12. | 791— | André Woodson, Kentucky (1,278 atts., 9,360 yards) | 2004-07 |
| 13. | 775— | Casey Clausen, Tennessee (1,270 atts., 9,707 yards) | 2000-03 |
| 14. | 747— | Bo Wallace, Ole Miss (1,186 atts., 9,534 yards) | 2012-14 |
| 15. | 734— | Dak Prescott, Mississippi State (1,169 atts., 9,376 yards) | 2012-15 |
| 16. | 733— | Erik Ainge, Tennessee (1,210 atts., 8,700 yards) | 2004-07 |
| 17. | 727— | Steve Taneyhill, South Carolina (1,209 atts., 8,555 yards) | 1992-95 |
| 18. | 722— | Shane Matthews, Florida (1,202 atts., 9,287 yards) | 1989-92 |
| | 722— | Kyle Shurmur, Vanderbilt (1,264 atts., 8,865 yards) | 2015-18 |

CONSECUTIVE COMPLETIONS

| | | | |
|-----|-----|--|------|
| 1. | 24— | Tee Martin, Tennessee (1 vs. Alabama, 23 vs. South Carolina) | 1998 |
| 2. | 22— | Greyson Lambert (20 vs. South Carolina, 2 vs. Southern) | 2015 |
| 3. | 20— | Kent Austin, Ole Miss (5 vs. Tulane, 15 vs. Tennessee) | 1982 |
| | 20— | Connor Shaw, South Carolina vs. Missouri | 2012 |
| 5. | 19— | Mac Jones, Alabama (8 vs. Georgia, 11 at Tennessee) | 2020 |
| | 19— | Matt Corral, Ole Miss vs. Vanderbilt | 2020 |
| | 19— | Graham Mertz, Florida vs. Kentucky | 2023 |
| 8. | 18— | Eli Manning, Ole Miss vs. Murray State | 2001 |
| | 18— | Tyler Wilson, Arkansas vs. Auburn | 2011 |
| | 18— | Jarrett Stidham, Auburn vs. Mercer | 2017 |
| | 18— | Kyle Trask, Florida (3 vs. Tennessee, 15 vs. Towson) | 2019 |
| 12. | 17— | Dave Marler, Mississippi State (6 vs. Florida State, 11 vs. Tennessee) | 1978 |
| | 17— | Rohan Davey, LSU (6 vs. Arkansas, 11 vs. Western Carolina) | 2000 |
| | 17— | Matt Mauck, LSU (10 vs. Arizona, 7 vs. Western Illinois) | 2003 |
| | 17— | Chris Leak, Florida (17 vs. Wyoming) | 2005 |
| | 17— | Joe Burrow, LSU (17 vs. Ole Miss) | 2019 |

COMPLETION PERCENTAGE

GAME: (Min. 10 comp.)

| | | | |
|----|--------|---|------|
| 1. | 100.0— | Rohan Davey, LSU vs. Western Carolina (11 of 11) | 2000 |
| 2. | 96.0— | Greyson Lambert, Georgia vs. South Carolina (24 of 25) | 2015 |
| 3. | 95.8— | Tee Martin, Tennessee vs. South Carolina (23 of 24) | 1998 |
| 4. | 95.2— | Connor Shaw, South Carolina vs. Missouri (20 of 21) | 2012 |
| 5. | 94.7— | Kent Austin, Ole Miss vs. Tulane (18 of 19) | 1982 |
| 6. | 94.4— | Chris Todd, Auburn vs. Furman (17 of 18) | 2009 |
| 7. | 93.8— | Danny Wuerffel, Florida vs. Georgia Southern (15 of 16) | 1996 |
| | 93.8— | AJ McCarron, Alabama vs. Georgia State (15 of 16) | 2013 |
| 9. | 92.6— | Feleipe Franks, Florida vs. UT Martin (25 of 27) | 2019 |
| | 92.6— | Spencer Rattler, South Carolina vs. Furman (25 of 27) | 2023 |

GAME (Min. 20 comp.)

| | | | |
|----|-------|--|------|
| 1. | 96.0— | Greyson Lambert, Georgia vs. South Carolina (24 of 25) | 2015 |
| 2. | 95.8— | Tee Martin, Tennessee vs. South Carolina (23 of 24) | 1998 |
| 3. | 95.2— | Connor Shaw, South Carolina vs. Missouri (20 of 21) | 2012 |
| 4. | 92.6— | Feleipe Franks, Florida vs. UT Martin (25 of 27) | 2019 |
| | 92.6— | Spencer Rattler, South Carolina vs. Furman (25 of 27) | 2023 |
| 6. | 92.3— | Will Rogers, Mississippi State vs. Kentucky (36 of 39) | 2021 |
| 7. | 91.3— | Bryce Young, Alabama vs. New Mexico State (21 of 23) | 2021 |
| 8. | 91.2— | Josh Dobbs, Tennessee vs. Vanderbilt (31 of 34) | 2016 |
| 9. | 90.9— | Bo Nix, Auburn vs. Akron (20 of 22) | 2021 |
| | 90.9— | Bryce Young, Alabama vs. Southern Miss (20 of 22) | 2021 |

GAME: (Min. 30 comp.)

| | | | |
|-----|-------|--|------|
| 1. | 92.3— | Will Rogers, Mississippi State vs. Kentucky (36 of 39) | 2021 |
| 2. | 91.2— | Josh Dobbs, Tennessee vs. Vanderbilt (31 of 34) | 2016 |
| 3. | 88.6— | Tim Tebow, Florida vs. Cincinnati (31 of 35) | 2009 |
| | 88.6— | Kyle Shurmur, Vanderbilt vs. Tennessee (31 of 35) | 2018 |
| 5. | 88.2— | Jayden Daniels, LSU vs. Mississippi State (30 of 34) | 2023 |
| 6. | 86.4— | Steve Taneyhill, South Carolina vs. Mississippi State (38 of 44) | 1995 |
| | 86.4— | Jarrett Stidham, Auburn vs. Mercer (32 of 37) | 2017 |
| 8. | 85.0— | Dusty Bonner, Kentucky vs. Connecticut (34 of 40) | 1999 |
| 9. | 83.8— | Drew Lock, Missouri vs. UConn (31 of 37) | 2017 |
| 10. | 83.3— | Johnny Manziel, Texas A&M vs. Mississippi State (30 of 36) | 2012 |
| | 83.3— | Jayden Daniels, LSU vs. Georgia State (25 of 30) | 2023 |

| | | |
|-------|---|------|
| 83.3— | Graham Mertz, Florida vs. Vanderbilt (30 of 36) | 2023 |
|-------|---|------|

SEASON: (Min. 100 comp.)

| | | | |
|-----|-------|---|------|
| 1. | 77.4— | Mac Jones, Alabama (311 of 402) | 2020 |
| 2. | 76.3— | Joe Burrow, LSU (402 of 527) | 2019 |
| 3. | 73.9— | Will Rogers, Mississippi State (505 of 683) | 2021 |
| 4. | 72.9— | Graham Mertz, Florida (261 of 358) | 2023 |
| 5. | 72.3— | Tim Couch, Kentucky (400 of 553) | 1998 |
| 6. | 72.2— | Jayden Daniels, LSU (236 of 327) | 2023 |
| 7. | 72.4— | Carson Beck, Georgia (302 of 417) | 2023 |
| 8. | 71.4— | Tua Tagovailoa, Alabama (180 of 252) | 2019 |
| 9. | 70.9— | Greg McElroy, Alabama (222 of 315) | 2010 |
| 10. | 70.7— | Wayne Peace, Florida (174 of 246) | 1982 |
| | 70.7— | Ben Leard, Auburn (111 of 157) | 1999 |

SEASON: (Min. 200 comp.)

| | | | |
|-----|-------|---|------|
| 1. | 77.4— | Mac Jones, Alabama (311 of 402) | 2020 |
| 2. | 76.3— | Joe Burrow, LSU (402 of 527) | 2019 |
| 3. | 73.9— | Will Rogers, Mississippi State (505 of 683) | 2021 |
| 4. | 72.9— | Graham Mertz, Florida (261 of 358) | 2023 |
| 5. | 72.4— | Carson Beck, Georgia (302 of 417) | 2023 |
| 6. | 72.3— | Tim Couch, Kentucky (400 of 553) | 1998 |
| 7. | 72.2— | Jayden Daniels, LSU (236 of 327) | 2023 |
| 8. | 70.9— | Greg McElroy, Alabama (222 of 315) | 2010 |
| 9. | 69.9— | Johnny Manziel, Texas A&M (300 of 429) | 2013 |
| 10. | 69.6— | Hendon Hooker, Tennessee (229 of 329) | 2022 |

CAREER: (Min. 300 comp.)

| | | | |
|-----|-------|---|------------|
| 1. | 74.3— | Mac Jones, Alabama (413 of 556) | 2017-20 |
| 2. | 70.2— | Jayden Daniels, LSU (502 of 715) | 2022-23 |
| 3. | 69.3— | Tua Tagovailoa, Alabama (474 of 684) | 2017-19 |
| | 69.3— | Will Rogers, Mississippi State (1,301 of 1,876) | 2020-23 |
| 5. | 68.9— | Johnny Manziel, Texas A&M (595 of 863) | 2012-13 |
| 6. | 68.8— | Hendon Hooker, Tennessee (435 of 632) | 2022 |
| 7. | 68.5— | Joe Burrow, LSU (621 of 906) | 2018-19 |
| 8. | 67.9— | Kyle Trask, Florida (552 of 813) | 2016-20 |
| 9. | 67.5— | Spencer Rattler, South Carolina (539 of 798) | 2022-23 |
| 10. | 67.1— | Tim Couch, Kentucky (795 of 1,184) | 1996-98 |
| | 67.1— | Kenny Hill, Texas A&M (230 of 343) | 2014 |
| 12. | 66.9— | AJ McCarron, Alabama (460 of 690) | 2010-13 |
| 13. | 66.6— | Jake Coker, Alabama (301 of 452) | 2015-16 |
| 14. | 66.4— | Tim Tebow, Florida (661 of 995) | 2006-09 |
| 15. | 66.3— | Greg McElroy, Alabama (436 of 658) | 2007-10 |
| 16. | 65.8— | Bryce Young, Alabama (624 of 949) | 2020-22 |
| 17. | 65.5— | Connor Shaw, South Carolina (480 of 733) | 2010-13 |
| 18. | 65.3— | Dusty Bonner, Kentucky (313 of 479) | 1997, 1999 |
| 19. | 65.1— | Stetson Bennett, Georgia (601-923) | 2019-22 |
| 20. | 64.6— | Jason Campbell, Auburn (552 of 854) | 2001-04 |

PASSING EFFICIENCY

CAREER: (Min. 300 comp.)

| | | | |
|-----|--------|--|---------|
| 1. | 199.5— | Tua Tagovailoa, Alabama (474 of 684) | 2017-19 |
| 2. | 197.6— | Mac Jones, Alabama (413 of 556) | 2017-20 |
| 3. | 178.3— | Hendon Hooker, Tennessee (435 of 632) | 2021-22 |
| 4. | 173.5— | Jayden Daniels, LSU (502 of 715) | 2022-23 |
| 5. | 173.2— | Joe Burrow, LSU (621 of 906) | 2018-19 |
| 6. | 170.8— | Tim Tebow, Florida (661 of 995) | 2006-09 |
| 7. | 168.5— | Kyle Trask, Florida (552 of 813) | 2016-20 |
| 8. | 165.0— | Bryce Young, Alabama (624 of 949) | 2020-22 |
| 9. | 164.1— | Johnny Manziel, Texas A&M (595 of 863) | 2012-13 |
| 10. | 163.6— | Danny Wuerffel, Florida (708 of 1,170) | 1993-96 |
| 11. | 160.9— | Stetson Bennett, Georgia (601 of 923) | 2019-22 |
| 12. | 160.3— | AJ McCarron, Alabama (460 of 690) | 2010-13 |
| 13. | 158.6— | Aaron Murray, Georgia (921 of 1,478) | 2010-13 |
| 14. | 158.1— | Ryan Mallett, Arkansas (491 of 814) | 2009-10 |
| 15. | 156.1— | Jake Fromm, Georgia (621 of 982) | 2017-19 |
| 16. | 155.9— | Connor Shaw, South Carolina (480 of 733) | 2010-13 |
| 17. | 155.4— | Greg McElroy, Alabama (436 of 658) | 2007-10 |
| 18. | 152.4— | Joe Milton III, Tennessee (314 of 498) | 2021-23 |
| 19. | 152.3— | Chad Kelly, Ole Miss (503 of 786) | 2015-16 |
| 20. | 148.8— | Jalen Hurts, Alabama (445 of 707) | 2016-18 |

PASSING YARDS

GAME:

| | | | |
|----|------|--|------|
| 1. | 623— | K.J. Costello, Mississippi State at LSU (36 of 60) | 2020 |
| 2. | 559— | Bryce Young, Alabama vs. Arkansas (31 of 40) | 2021 |
| 3. | 544— | Eric Zeier, Georgia vs. Southern Miss (30 of 47) | 1993 |
| 4. | 530— | Tyler Bray, Tennessee vs. Troy (29 of 47) | 2012 |
| 5. | 528— | Jared Lorenzen, Kentucky vs. Georgia (39 of 58) | 2000 |



RECORDS AND RESULTS

| | | |
|----------|--|------|
| 528— | Rohan Davey, LSU vs. Alabama (35 of 44) | 2001 |
| 7. 523— | Peyton Manning, Tennessee vs. Kentucky (25 of 35) | 1997 |
| 8. 521— | Drew Lock, Missouri vs. Missouri State (21 of 34) | 2017 |
| 9. 511— | Kenny Hill, Texas A&M vs. South Carolina (44 of 60) | 2014 |
| 10. 510— | Tyler Wilson, Arkansas vs. Texas A&M (30 of 51) | 2011 |
| 11. 510— | Jake Bentley, South Carolina vs. Clemson (32 of 50) | 2018 |
| 12. 508— | Dak Prescott, Mississippi State vs. Arkansas (38 of 50) | 2015 |
| 13. 499— | Tim Couch, Kentucky vs. Arkansas (47 of 67) | 1998 |
| 499— | Nick Starkel, Texas A&M vs. Wake Forest (42 of 63) | 2017 |
| 15. 498— | Tim Couch, Kentucky vs. Louisville (29 of 39) | 1998 |
| 16. 493— | Joe Burrow, LSU vs. Oklahoma (29 of 39) | 2019 |
| 17. 492— | Peyton Manning, Tennessee vs. Florida (37 of 65) | 1996 |
| 492— | Tim Couch, Kentucky vs. Vanderbilt (44 of 53) | 1998 |
| 19. 489— | Joe Burrow, LSU vs. Ole Miss (32 of 42) | 2019 |
| 20. 487— | Will Rogers, Mississippi State vs. South Carolina (40 of 48) | 2023 |

SEASON:

| | | |
|------------|--|------|
| 1. 5,671— | Joe Burrow, LSU (402 of 527) | 2019 |
| 2. 4,872— | Bryce Young, Alabama (366 of 547) | 2021 |
| 3. 4,739— | Will Rogers, Mississippi State (505 of 683) | 2022 |
| 4. 4,500— | Mac Jones, Alabama (311 of 402) | 2020 |
| 5. 4,283— | Kyle Trask, Florida (301 of 437) | 2020 |
| 6. 4,275— | Tim Couch, Kentucky (400 of 553) | 1998 |
| 7. 4,127— | Stetson Bennett, Georgia (310 of 454) | 2022 |
| 8. 4,114— | Johnny Manziel, Texas A&M (300 of 429) | 2013 |
| 9. 4,042— | Chad Kelly, Ole Miss (298 of 458) | 2015 |
| 10. 3,974— | Will Rogers, Mississippi State (415 of 610) | 2022 |
| 11. 3,966— | Tua Tagovailoa, Alabama (245 of 355) | 2018 |
| 12. 3,964— | Drew Lock, Missouri (242 of 419) | 2017 |
| 13. 3,941— | Carson Beck, Georgia (302 of 417) | 2023 |
| 14. 3,896— | Rex Grossman, Florida (259 of 395) | 2001 |
| 15. 3,893— | Aaron Murray, Georgia (249 of 386) | 2012 |
| 16. 3,884— | Tim Couch, Kentucky (363 of 547) | 1997 |
| 17. 3,869— | Ryan Mallett, Arkansas (266 of 411) | 2010 |
| 18. 3,819— | Peyton Manning, Tennessee (287 of 477) | 1997 |
| 19. 3,812— | Jayden Daniels, LSU (236 of 327) | 2023 |
| 20. 3,793— | Dak Prescott, Mississippi State (316 of 477) | 2015 |

CAREER:

| | | |
|-------------|---|---------|
| 1. 13,166— | Aaron Murray, Georgia (921 of 1,478) | 2010-13 |
| 2. 12,315— | Will Rogers, Mississippi State (1,301 of 1,876) | 2020-23 |
| 3. 12,193— | Drew Lock, Missouri (883 of 1,553) | 2015-18 |
| 4. 11,528— | David Greene, Georgia (849 of 1,440) | 2001-04 |
| 5. 11,213— | Chris Leak, Florida (895 of 1,458) | 2003-06 |
| 6. 11,201— | Peyton Manning, Tennessee (863 of 1,381) | 1994-97 |
| 7. 11,153— | Eric Zeier, Georgia (838 of 1,402) | 1991-94 |
| 8. 10,875— | Danny Wuerffel, Florida (708 of 1,170) | 1993-96 |
| 9. 10,354— | Jared Lorenzen, Kentucky (862 of 1,514) | 2000-03 |
| 10. 10,119— | Eli Manning, Ole Miss (829 of 1,363) | 2000-03 |
| 11. 9,707— | Casey Clausen, Tennessee (774 of 1,269) | 2000-03 |
| 12. 9,661— | Kellen Mond, Texas A&M (801 of 1,358) | 2017-20 |
| 13. 9,534— | Bo Wallace, Ole Miss (747 of 1,186) | 2012-14 |
| 14. 9,376— | Dak Prescott, Mississippi State (734 of 1,169) | 2012-15 |
| 15. 9,360— | André Woodson, Kentucky (791 of 1,278) | 2004-07 |
| 16. 9,287— | Shane Matthews, Florida (722 of 1,202) | 1989-92 |
| 17. 9,285— | Tim Tebow, Florida (661 of 995) | 2006-09 |
| 18. 9,164— | Rex Grossman, Florida (677 of 1,110) | 2000-02 |
| 19. 9,115— | Tommy Hodson, LSU (674 of 1,163) | 1986-89 |
| 20. 9,019— | AJ McCarron, Alabama (686 of 1,026) | 2010-13 |

TOUCHDOWN PASSES

GAME

| | | |
|-------|---|------|
| 1. 7— | Terry Dean, Florida vs. New Mexico State | 1994 |
| 7— | Tim Couch, Kentucky vs. Indiana | 1997 |
| 7— | Doug Johnson, Florida vs. Central Michigan | 1997 |
| 7— | Tim Couch, Kentucky vs. Louisville | 1998 |
| 7— | Erik Ainge, Tennessee vs. Kentucky | 2007 |
| 7— | Brandon Allen, Arkansas vs. Mississippi State | 2015 |
| 7— | Drew Lock, Missouri vs. Missouri State | 2017 |
| 7— | Joe Burrow, LSU vs. Oklahoma | 2019 |
| 9. 6— | Terry Dean, Florida vs. SW Louisiana | 1993 |
| 6— | Danny Wuerffel, Florida vs. Tennessee | 1995 |
| 6— | Eric Kresser, Florida vs. Northern Illinois | 1995 |
| 6— | Danny Wuerffel, Florida vs. Alabama | 1996 |
| 6— | Tim Couch, Kentucky vs. Northeast Louisiana | 1997 |
| 6— | Eli Manning, Ole Miss vs. Arkansas | 2001 |
| 6— | Jared Lorenzen, Kentucky vs. Vanderbilt | 2001 |
| 6— | Chris Leak, Florida vs. South Carolina | 2004 |
| 6— | André Woodson, Kentucky vs. Tennessee | 2007 |
| 6— | Brandon Allen, Arkansas vs. Ole Miss | 2015 |

| | | |
|----|--|------|
| 6— | Drew Lock, Missouri vs. Idaho | 2017 |
| 6— | Kellen Mond, Texas A&M vs. LSU | 2018 |
| 6— | Tua Tagovailoa, Alabama vs. Ole Miss | 2019 |
| 6— | Joe Burrow, LSU vs. Vanderbilt | 2019 |
| 6— | Kyle Trask, Florida at Ole Miss | 2020 |
| 6— | Kyle Trask, Florida vs. Arkansas | 2020 |
| 6— | Will Rogers, Mississippi State vs. Auburn | 2021 |
| 6— | Emory Jones, Florida vs. Samford | 2021 |
| 6— | Will Rogers, Mississippi State vs. Bowling Green | 2022 |
| 6— | Spencer Rattler, South Carolina vs. Tennessee | 2022 |
| 6— | Jayden Daniels, LSU vs. Georgia State | 2023 |

SEASON:

| | | |
|---------|--|------|
| 1. 60— | Joe Burrow, LSU | 2019 |
| 2. 47— | Bryce Young, Alabama | 2021 |
| 3. 44— | Drew Lock, Missouri | 2017 |
| 4. 43— | Tua Tagovailoa, Alabama | 2018 |
| 5. 43— | Kyle Trask, Florida | 2020 |
| 6. 41— | Mac Jones, Alabama | 2020 |
| 7. 40— | André Woodson, Kentucky | 2007 |
| 40— | Jayden Daniels, LSU | 2023 |
| 9. 39— | Danny Wuerffel, Florida | 1996 |
| 10. 37— | Tim Couch, Kentucky | 1997 |
| 37— | Johnny Manziel, Texas A&M | 2013 |
| 12. 36— | Peyton Manning, Tennessee | 1997 |
| 36— | Tim Couch, Kentucky | 1998 |
| 36— | Aaron Murray, Georgia | 2012 |
| 36— | Will Rogers, Mississippi State | 2021 |
| 16. 35— | Danny Wuerffel, Florida | 1995 |
| 35— | Aaron Murray, Georgia | 2011 |
| 35— | Will Rogers, Mississippi State | 2022 |
| 19. 34— | Rex Grossman, Florida | 2001 |
| 34— | Tyler Bray, Tennessee | 2012 |

CAREER:

| | | |
|---------|--|---------|
| 1. 121— | Aaron Murray, Georgia | 2010-13 |
| 2. 114— | Danny Wuerffel, Florida | 1993-96 |
| 3. 99— | Drew Lock, Missouri | 2015-18 |
| 4. 94— | Will Rogers, Mississippi State | 2020-23 |
| 5. 89— | Peyton Manning, Tennessee | 1994-97 |
| 6. 88— | Chris Leak, Florida | 2003-06 |
| 88— | Tim Tebow, Florida | 2006-09 |
| 8. 87— | Tua Tagovailoa, Alabama | 2017-19 |
| 9. 81— | Eli Manning, Ole Miss | 2000-03 |
| 10. 80— | Bryce Young, Alabama | 2020-22 |
| 11. 79— | André Woodson, Kentucky | 2004-07 |
| 12. 78— | Jared Lorenzen, Kentucky | 2000-03 |
| 78— | Jake Fromm, Georgia | 2017-19 |
| 14. 77— | Rex Grossman, Florida | 2000-02 |
| 77— | AJ McCarron, Alabama | 2010-13 |
| 16. 76— | Joe Burrow, LSU | 2018-19 |
| 17. 75— | Casey Clausen, Tennessee | 2000-03 |
| 18. 74— | Shane Matthews, Florida | 1989-92 |
| 74— | Tim Couch, Kentucky | 1996-98 |
| 20. 72— | David Greene, Georgia | 2001-04 |
| 72— | Erik Ainge, Tennessee | 2004-07 |

INTERCEPTIONS

GAME:

| | | |
|-------|---|------|
| 1. 9— | John Reaves, Florida vs. Auburn (66 atts.) | 1969 |
| 2. 8— | Zeke Bratkowski, Georgia vs. Georgia Tech (35 atts.) | 1951 |
| 3. 7— | Alex Bowden, Auburn vs. Alabama | 1965 |
| 4. 6— | Johnny Rauch, Georgia vs. Chattanooga | 1948 |
| 6— | Max Stainbrook, Mississippi State vs. Cincinnati (16 atts.) | 1949 |
| 6— | Allan Parks, Auburn vs. Georgia | 1951 |
| 6— | Rick Norton, Kentucky vs. LSU | 1965 |
| 6— | Bernie Scroggs, Kentucky vs. West Virginia | 1969 |
| 6— | Jamie Howard, LSU vs. Auburn | 1994 |
| 6— | Michael Henig, Mississippi State vs. LSU | 2007 |

SEASON:

| | | |
|--------|---|------|
| 1. 29— | Zeke Bratkowski, Georgia (248 atts.) | 1951 |
| 29— | Kurt Page, Vanderbilt (493 atts.) | 1983 |
| 3. 23— | Zeke Bratkowski, Georgia (224 atts.) | 1953 |
| 4. 21— | Dave Bair, Kentucky (164 atts.) | 1967 |
| 21— | Loran Carter, Auburn (248 atts.) | 1968 |
| 21— | John Reaves, Florida (356 atts.) | 1971 |
| 21— | Jared Lorenzen, Kentucky (559 atts.) | 2000 |
| 21— | Kevin Fant, Mississippi State (351 atts.) | 2003 |
| 9. 20— | Johnny Cook, Georgia | 1943 |

RECORDS AND RESULTS

| | | |
|-----|-------------------------------------|------|
| 20— | John Fourcade, Ole Miss (286 atts.) | 1980 |
| 20— | Randy Jenkins, Kentucky (187 atts.) | 1982 |
| 20— | Jevan Snead, Ole Miss (351 atts.) | 2009 |

CAREER:

| | | | |
|----|-----|---------------------------------------|---------|
| 1. | 68— | Zeke Bratkowski, Georgia (734 atts.) | 1951-53 |
| 2. | 59— | John Reaves, Florida (1,128 atts.) | 1969-71 |
| 3. | 53— | Randy Jenkins, Kentucky (716 atts.) | 1979-83 |
| 4. | 52— | Stan White, Auburn (1,231 atts.) | 1990-93 |
| 5. | 47— | Jamie Howard, LSU (722 atts.) | 1992-95 |
| | 47— | Loran Carter, Auburn (476 atts.) | 1966-68 |
| 7. | 46— | Shane Matthews, Florida (1,202 atts.) | 1989-92 |
| 8. | 44— | Rick Norton, Kentucky (598 atts.) | 1963-65 |
| | 44— | Kurt Page, Vanderbilt (936 atts.) | 1981-84 |

RATIO OF INTERCEPTIONS TO ATTEMPTS

SEASON: (Min. 100 atts.)

| | | | |
|-------|--------|--|------|
| 1. | INF— | Sol Graves, LSU (0 in 101) | 1990 |
| 2.1: | 284.0— | Connor Shaw, South Carolina (1 in 284) | 2013 |
| 3.1: | 183.0— | Maxwell Smith, Kentucky (1 in 183) | 2013 |
| 4.1: | 164.5— | Hendon Hooker, Tennessee (2 in 329) | 2022 |
| 5.1: | 157.0— | Ben Leard, Auburn (1 in 157) | 1999 |
| 6.1: | 150.1— | Max Johnson, LSU (1 in 150) | 2020 |
| 7.1: | 137.5— | Danny Etling, LSU (2 in 275) | 2017 |
| 8.1: | 131.0— | Daryl Dickey, Tennessee (1 in 131) | 1985 |
| 9.1: | 129.3— | Jayden Daniels, LSU (3 in 388) | 2022 |
| 10.1: | 128.0— | Greyson Lambert, Georgia (2 in 256) | 2015 |

SEASON: (Min. 200 atts.)

| | | | |
|-------|--------|--|------|
| 1.1: | 284.0— | Connor Shaw, South Carolina (1 in 284) | 2013 |
| 2.1: | 255.0— | Jalen Hurts, Alabama (1 in 255) | 2016 |
| 3.1: | 164.5— | Hendon Hooker, Tennessee (2 in 329) | 2022 |
| 4.1: | 137.5— | Danny Etling, LSU (2 in 275) | 2017 |
| 5.1: | 129.3— | Jayden Daniels, LSU (3 in 388) | 2022 |
| 6.1: | 128.0— | Greyson Lambert, Georgia (2 in 256) | 2015 |
| 7.1: | 119.0— | Graham Mertz, Florida (3 in 358) | 2023 |
| 8.1: | 101.0— | Hendon Hooker, Tennessee (3 in 303) | 2021 |
| 9.1: | 100.5— | Mac Jones, Alabama (4 in 402) | 2020 |
| 10.1: | 95.4— | Dak Prescott, Mississippi State (5 in 477) | 2015 |

SEASON: (Min. 300 atts.)

| | | | |
|------|---------|--|------|
| 1.1: | 164.5— | Hendon Hooker, Tennessee (2 in 329) | 2022 |
| 2.1: | 129.3— | Jayden Daniels, LSU (3 in 388) | 2022 |
| 3.1: | 119.0— | Graham Mertz, Florida (3 in 358) | 2023 |
| 4.1: | 107.7— | Bo Nix, Auburn (3 in 323) | 2021 |
| 5.1: | 104.7— | AJ McCarron, Alabama (3 in 314) | 2012 |
| 6.1: | 101.0— | Hendon Hooker, Tennessee (3 in 303) | 2021 |
| 7.1: | 100.5— | Mac Jones, Alabama (4 in 402) | 2020 |
| 8. | 1:95.4— | Dak Prescott, Mississippi State (5 in 477) | 2015 |
| 9. | 1:95.0— | Peyton Manning, Tennessee (4 in 380) | 1995 |
| 10. | 1:87.8— | Joe Burrow, LSU (6 in 527) | 2019 |

CAREER: (Min. 200 atts.)

| | | | |
|------|---------|--|---------|
| 1.1: | 126.4— | Hendon Hooker, Tennessee (5 in 632) | 2021-22 |
| 2.1: | 102.1— | Jayden Daniels, LSU (7 in 715) | 2022-23 |
| 3. | 1:99.6— | Joe Milton III, Tennessee (5 in 498) | 2021-23 |
| 4. | 1:86.3— | AJ McCarron, Alabama (8 in 690) | 2010-13 |
| 5. | 1:82.4— | Joe Burrow, LSU (11 in 906) | 2017-18 |
| 6. | 1:79.4— | Mac Jones, Alabama (7 in 556) | 2017-20 |
| 7. | 1:79.1— | Bryce Young, Alabama (12 in 949) | 2020-22 |
| 8. | 1:77.7— | Danny Etling, LSU (7 in 544) | 2016-17 |
| 9. | 1:67.2— | Jarrett Stidham, Auburn (11 in 739) | 2017-18 |
| 10. | 1:67.0— | Will Rogers, Mississippi State (28 in 1,876) | 2020-23 |

CAREER: (Min. 400 atts.)

| | | | |
|------|---------|--|---------|
| 1.1: | 126.4— | Hendon Hooker, Tennessee (5 in 632) | 2021-22 |
| 2.1: | 102.1— | Jayden Daniels, LSU (7 in 715) | 2022-23 |
| 3. | 1:99.6— | Joe Milton III, Tennessee (5 in 498) | 2021-23 |
| 4. | 1:86.3— | AJ McCarron, Alabama (8 in 690) | 2010-13 |
| 5. | 1:82.4— | Joe Burrow, LSU (11 in 906) | 2017-18 |
| 6. | 1:79.4— | Mac Jones, Alabama (7 in 556) | 2017-20 |
| 7. | 1:79.1— | Bryce Young, Alabama (12 in 949) | 2020-22 |
| 8. | 1:77.7— | Danny Etling, LSU (7 in 544) | 2016-17 |
| 9. | 1:67.2— | Jarrett Stidham, Auburn (11 in 739) | 2017-18 |
| 10. | 1:67.0— | Will Rogers, Mississippi State (28 in 1,876) | 2020-23 |

CAREER: (Min. 600 atts.)

| | | | |
|------|---------|-------------------------------------|---------|
| 1.1: | 126.4— | Hendon Hooker, Tennessee (5 in 632) | 2021-22 |
| 2.1: | 102.1— | Jayden Daniels, LSU (7 in 715) | 2022-23 |
| 3. | 1:86.3— | AJ McCarron, Alabama (8 in 690) | 2010-13 |
| 4. | 1:82.4— | Joe Burrow, LSU (11 in 906) | 2017-18 |

| | | | |
|----|---------|--|---------|
| 5. | 1:79.1— | Bryce Young, Alabama (12 in 949) | 2020-22 |
| 6. | 1:67.2— | Jarrett Stidham, Auburn (11 in 739) | 2017-18 |
| 7. | 1:67.0— | Will Rogers, Mississippi State (28 in 1,876) | 2020-23 |
| 8. | 1:66.1— | Bo Nix, Auburn (16 in 1,057) | 2019-21 |
| 9. | 1:62.2— | Tim Tebow, Florida (16 in 995) | 2006-09 |
| | 1:62.2— | Tua Tagovailoa, Alabama (11 in 684) | 2017-19 |

CONSECUTIVE ATTEMPTS WITHOUT INTERCEPTION

| | | | |
|-----|------|---------------------------------|---------|
| 1. | 325— | André Woodson, Kentucky | 2006-07 |
| 2. | 291— | AJ McCarron, Alabama | 2011-12 |
| 3. | 261— | Hendon Hooker, Tennessee | 2021-22 |
| 4. | 256— | Bo Nix, Auburn | 2020-21 |
| 5. | 251— | Bo Nix, Auburn | 2019-20 |
| 6. | 239— | Graham Mertz, Florida | 2023 |
| 7. | 238— | Dak Prescott, Mississippi State | 2015 |
| 8. | 234— | Matt Corral, Ole Miss | 2020-21 |
| 9. | 226— | Bryce Young, Alabama | 2021 |
| 10. | 214— | David Greene, Georgia | 2004 |
| 11. | 206— | Jalen Hurts, Alabama | 2016-17 |
| 12. | 203— | Tim Tebow, Florida | 2008 |
| 13. | 200— | Stewart Patridge, Ole Miss | 1997 |
| 14. | 194— | Tua Tagovailoa, Alabama | 2018 |
| 15. | 190— | Brodie Croyle, Alabama | 2005 |
| 16. | 187— | Joe Burrow, LSU | 2019 |
| 17. | 184— | Tyler Wilson, Arkansas | 2011 |
| 18. | 182— | Kyle Trask, Florida | 2020 |
| 19. | 180— | Ryan Hilinski, South Carolina | 2019 |
| 20. | 177— | Connor Shaw, South Carolina | 2012-13 |

LONGEST TOUCHDOWN PASSES

| | | | |
|-----|-----|--|------|
| 1. | 99— | Cris Collinsworth to Derrick Gaffney, Florida vs. Rice | 1977 |
| | 99— | Dondrial Pinkins to Troy Williamson, South Carolina vs. Virginia | 2003 |
| | 99— | AJ McCarron to Amari Cooper, Alabama vs. Auburn | 2013 |
| 4. | 98— | Dondrial Pinkins to Matthew Thomas, South Carolina vs. Ole Miss | 2003 |
| | 98— | Aaron Murray to Reggie Davis, Georgia vs. North Texas | 2013 |
| | 98— | Austin Appleby to Tyrie Cleveland, Florida vs. LSU | 2016 |
| 7. | 97— | Tim Couch to Craig Yeast, Kentucky vs. Florida | 1998 |
| 8. | 96— | Eric Kresser to Jacquez Green, Florida vs. Northern Illinois | 1995 |
| | 96— | Kerwin Bell to Ricky Nattiel, Florida vs. Georgia | 1984 |
| 10. | 95— | Johnny Manziel to Mike Evans, Texas A&M vs. Alabama | 2013 |
| 11. | 94— | Freddie Kitchens to Michael Vaughn, Alabama vs. Florida | 1996 |
| | 94— | Cam Newton to Emory Blake, Auburn vs. ULM | 2010 |
| | 94— | Dylan Thompson to Damiere Byrd, South Carolina vs. UAB | 2012 |
| | 94— | Anthony Jennings to Travin Dural, LSU vs. Sam Houston State | 2014 |
| | 94— | Mac Jones to Jaylen Waddle, Alabama vs. UL-Lafayette | 2018 |
| | 94— | Bryce Young to Jameson Williams, Alabama vs. Miami | 2021 |

RECEPTIONS CATCHES

GAME:

| | | | |
|-----|-----|---|------|
| 1. | 19— | Josh Reed, LSU vs. Alabama (293 yards) | 2001 |
| 2. | 17— | Willie Goshia, Auburn vs. Arkansas (222 yards) | 1995 |
| | 17— | Keith Edwards, Vanderbilt vs. Georgia (141 yards) | 1983 |
| 4. | 16— | Craig Yeast, Kentucky vs. Vanderbilt (269 yards) | 1998 |
| | 16— | Earl Bennett, Vanderbilt vs. South Carolina (204 yards) | 2005 |
| | 16— | Trent Sheffield, Vanderbilt vs. Austin Peay (240 yards) | 2005 |
| 7. | 15— | Eric Moulds, Mississippi State vs. Tennessee (183 yards) | 1995 |
| | 15— | Bob Goodridge, Vanderbilt vs. Navy (201 yards) | 1967 |
| | 15— | Carlos Alvarez, Florida vs. Miami (237 yards) | 1969 |
| | 15— | Keith Edwards, Vanderbilt vs. Kentucky (147 yards) | 1984 |
| | 15— | Shannon Mitchell, Georgia vs. Florida (140 yards) | 1993 |
| | 15— | Demarcus Robinson, Florida vs. Kentucky (216 yards) | 2014 |
| | 15— | Kylin Hill, Mississippi State at Kentucky (79 yards) | 2020 |
| | 15— | DeVonta Smith, Alabama vs. Florida (184 yards) | 2020 |
| 15. | 14— | David Smith, Mississippi State vs. Ole Miss (194 yards) | 1969 |
| | 14— | Wendell Davis, LSU vs. Ole Miss (208 yards) | 1986 |
| | 14— | Zola Davis, South Carolina vs. Vanderbilt (206 yards) | 1998 |
| | 14— | Earl Bennett, Vanderbilt vs. Tennessee (167 yards) | 2005 |
| | 14— | Kenny McKinley, South Carolina vs. Tennessee (151 yards) | 2007 |
| | 14— | Tori Gurler, South Carolina vs. Vanderbilt (112 yards) | 2010 |
| | 14— | Malcome Kennedy, Texas A&M vs. South Carolina (137 yards) | 2014 |
| | 14— | Laquon Treadwell, Ole Miss vs. Memphis (144 yards) | 2015 |
| | 14— | Deebo Samuel, South Carolina vs. USF (190 yards) | 2016 |
| | 14— | A.J. Brown, Ole Miss vs. UL-Lafayette (185 yards) | 2017 |
| | 14— | Bryan Edwards, South Carolina vs. Vanderbilt (139 yards) | 2019 |
| | 14— | Justin Jefferson, LSU vs. Oklahoma (227 yards) | 2019 |
| | 14— | Cam Johnson, Vanderbilt vs. Ole Miss (97 yards) | 2020 |



RECORDS AND RESULTS

| | | |
|---------|--|------|
| 14— | Kayshon Boutte, LSU vs. Ole Miss (308 yards) | 2020 |
| 28. 13— | Joey Kent, Tennessee vs. Arkansas (161 yards) | 1995 |
| 13— | Barney Poole, Ole Miss vs. Chattanooga (95 yards) | 1969 |
| 13— | Floyd Franks, Ole Miss vs. Alabama (191 yards) | 1969 |
| 13— | Brad Gaines, Vanderbilt vs. Georgia (168 yards) | 1989 |
| 13— | Brad Gaines, Vanderbilt vs. Memphis State (120 yards) | 1989 |
| 13— | Carl Pickens, Tennessee vs. Notre Dame (163 yards) | 1990 |
| 13— | Travis McGriff, Florida vs. South Carolina (222 yards) | 1998 |
| 13— | Jerel Myers, LSU vs. Auburn (153 yards) | 1999 |
| 13— | Michael Johnson, Georgia vs. Auburn (141 yards) | 2002 |
| 13— | Earl Bennett, Vanderbilt vs. Kentucky (99 yards) | 2005 |
| 13— | Earl Bennett, Vanderbilt vs. Florida (157 yards) | 2006 |
| 13— | Earl Bennett, Vanderbilt vs. Richmond (223 yards) | 2007 |
| 13— | DJ Hall, Alabama vs. Tennessee (185 yards) | 2007 |
| 13— | Andre Caldwell, Florida vs. Florida Atlantic (164 yards) | 2007 |
| 13— | Percy Harvin, Florida vs. Ole Miss (186 yards) | 2008 |
| 13— | Randall Cobb, Kentucky vs. Tennessee (116 yards) | 2010 |
| 13— | Matt Roark, Kentucky vs. Mississippi State (116 yards) | 2011 |
| 13— | Jarius Wright, Arkansas vs. Texas A&M (281 yards) | 2011 |
| 13— | Jordan Matthews, Vanderbilt vs. Tennessee (133 yards) | 2013 |
| 13— | Amari Cooper, Alabama vs. Florida Atlantic (189 yards) | 2014 |
| 13— | Amari Cooper, Alabama vs. Auburn (224 yards) | 2014 |
| 13— | Christian Kirk, Texas A&M vs. Wake Forest (189 yards) | 2017 |
| 13— | Seth Williams, Auburn vs. Georgia (121 yards) | 2019 |
| 13— | DeVonta Smith, Alabama at Ole Miss (164 yards) | 2020 |
| 13— | Makai Polk, Mississippi State vs. Texas A&M | 2021 |
| 13— | Wan'Dale Robinson, Kentucky vs. Tennessee (166 yards) | 2021 |
| 13— | John Metchie, Alabama vs. Auburn (150 yards) | 2021 |
| 13— | Malik Nabers, LSU vs. Mississippi State (239 yards) | 2023 |

SEASON:

| | | |
|---------|--|------|
| 1. 124— | Amari Cooper, Alabama (1,727 yards) | 2014 |
| 2. 117— | DeVonta Smith, Alabama (1,856 yards) | 2020 |
| 3. 112— | Jordan Matthews, Vanderbilt (1,477 yards) | 2013 |
| 4. 111— | Justin Jefferson, LSU (1,540 yards) | 2019 |
| 5. 105— | Makai Polk, Mississippi State (1,046 yards) | 2021 |
| 6. 104— | Wan'Dale Robinson, Kentucky (1,334 yards) | 2021 |
| 7. 97— | Keith Edwards, Vanderbilt (909 yards) | 1983 |
| 8. 96— | John Metchie, Alabama (1,142 yards) | 2021 |
| 9. 94— | Josh Reed, LSU (1,740 yards) | 2001 |
| 94— | Jordan Matthews, Vanderbilt (1,323 yards) | 2012 |
| 11. 90— | James Whalen, Kentucky (1,019 yards) | 1999 |
| 90— | Cobi Hamilton, Arkansas (1,335 yards) | 2012 |
| 13. 89— | Calvin Ridley, Alabama (1,045 yards) | 2015 |
| 89— | Malik Nabers, LSU (1,569 yards) | 2023 |
| 14. 88— | Carlos Alvarez, Florida (1,329 yards) | 1969 |
| 88— | Chad Jackson, Florida (900 yards) | 2005 |
| 88— | Alshon Jeffery, South Carolina (1,517 yards) | 2010 |
| 88— | Fred Ross, Mississippi State (1,007 yards) | 2015 |
| 18. 85— | Craig Yeast, Kentucky (1,311 yards) | 1998 |
| 85— | A.J. Brown, Ole Miss (1,320 yards) | 2018 |
| 20. 84— | Randall Cobb, Kentucky (1,107 yards) | 2010 |
| 84— | Ryan Davis, Auburn (815 yards) | 2017 |
| 84— | Ja'Marr Chase, LSU (1,780 yards) | 2019 |

CAREER:

| | | |
|----------|--|------------|
| 1. 262— | Jordan Matthews, Vanderbilt (3,759 yards) | 2010-13 |
| 2. 236— | Earl Bennett, Vanderbilt (2,852 yards) | 2005-07 |
| 3. 235— | DeVonta Smith, Alabama (3,965 yards) | 2017-20 |
| 4. 234— | Bryan Edwards, South Carolina (3,045 yards) | 2016-19 |
| 5. 228— | Amari Cooper, Alabama (3,463 yards) | 2012-14 |
| 6. 224— | Calvin Ridley, Alabama (2,781 yards) | 2015-17 |
| 7. 214— | Jo'quavious Marks, Mississippi State (1,225 yards) | 2020-23 |
| 8. 208— | Craig Yeast, Kentucky (2,899 yards) | 1995-98 |
| 9. 207— | Kenny McKinley, South Carolina (2,781 yards) | 2005-08 |
| 10. 204— | Terrence Edwards, Georgia (3,093 yards) | 1999-02 |
| 11. 202— | Laquon Treadwell, Ole Miss (2,393 yards) | 2013-15 |
| 12. 200— | Keith Edwards, Vanderbilt (1,757 yards) | 1980,82-84 |
| 13. 199— | Fred Ross, Mississippi State (2,528 yards) | 2013-16 |
| 14. 198— | Chris Collins, Ole Miss (2,621 yards) | 2000-03 |
| 15. 197— | Derek Abney, Kentucky (2,339 yards) | 2000-03 |
| 16. 194— | Anthony White, Kentucky (1,519 yards) | 1996-99 |
| 194— | DJ Hall, Alabama (2,923 yards) | 2004-07 |
| 18. 189— | Keenan Burton, Kentucky (2,376 yards) | 2003-07 |
| 189— | A.J. Brown, Ole Miss (2,984 yards) | 2016-18 |
| 189— | Malik Nabers, LSU (3,003 yards) | 2021-23 |

YARDS

GAME:

| | | |
|----------|--|------|
| 1. 308— | Kayshon Boutte, LSU vs. Ole Miss (14 catches) | 2020 |
| 2. 303— | Cobi Hamilton, Arkansas vs. Rutgers (10 catches) | 2012 |
| 3. 293— | Josh Reed, LSU vs. Alabama (19 catches) | 2001 |
| 4. 287— | Mike Evans, Texas A&M vs. Auburn (11 catches) | 2013 |
| 5. 281— | Jarius Wright, Arkansas vs. Texas A&M (13 catches) | 2011 |
| 6. 279— | Mike Evans, Texas A&M vs. Alabama (7 catches) | 2013 |
| 7. 274— | DeVonta Smith, Alabama vs. Ole Miss (11 catches) | 2019 |
| 8. 269— | Craig Yeast, Kentucky vs. Vanderbilt (16 catches) | 1998 |
| 9. 263— | Alexander Wright, Auburn vs. Pacific (5 catches) | 1989 |
| 10. 256— | Kelley Washington, Tennessee vs. LSU (11 catches) | 2001 |
| 256— | Lideatrick Griffin, Mississippi State (7 catches) | 2023 |
| 12. 249— | Ronney Daniels, Auburn vs. Georgia (9 catches) | 1999 |
| 13. 248— | Todd Kinchen, LSU vs. Mississippi State (9 catches) | 1991 |
| 14. 246— | Taylor Jacobs, Florida vs. UAB (8 catches) | 2002 |
| 15. 239— | Malik Nabers, LSU vs. Mississippi State (13 catches) | 2023 |
| 16. 237— | Carlos Alvarez, Florida vs. Miami (15 catches) | 1969 |
| 17. 235— | Terrace Marshall Jr., LSU vs. Missouri (11 catches) | 2020 |
| 18. 233— | Pharoh Cooper, South Carolina vs. Tennessee (11 catches) | 2014 |
| 233— | A.J. Brown, Ole Miss vs. South Alabama (8 catches) | 2017 |
| 20. 231— | DeVonta Smith, Alabama at LSU (8 catches) | 2020 |
| 256— | Lideatrick Griffin, Mississippi State (7 catches) | 2023 |

SEASON:

| | | |
|------------|---|------|
| 1. 1,856— | DeVonta Smith, Alabama (117 catches) | 2020 |
| 2. 1,780— | Ja'Marr Chase, LSU (84 catches) | 2019 |
| 3. 1,740— | Josh Reed, LSU (94 catches) | 2001 |
| 4. 1,727— | Amari Cooper, Alabama (124 catches) | 2014 |
| 5. 1,572— | Jameson Williams, Alabama (79 catches) | 2021 |
| 6. 1,569— | Malik Nabers, LSU (89 catches) | 2023 |
| 7. 1,540— | Justin Jefferson, LSU (111 catches) | 2019 |
| 8. 1,517— | Alshon Jeffery, South Carolina (88 catches) | 2010 |
| 9. 1,477— | Jordan Matthews, Vanderbilt (112 catches) | 2013 |
| 10. 1,394— | Mike Evans, Texas A&M (69 catches) | 2013 |
| 11. 1,357— | Travis McGriff, Florida (70 catches) | 1998 |
| 12. 1,335— | Cobi Hamilton, Arkansas (90 catches) | 2012 |
| 13. 1,334— | Wan'Dale Robinson, Kentucky (104 catches) | 2021 |
| 14. 1,329— | Carlos Alvarez, Florida (88 catches) | 1969 |
| 15. 1,323— | Jordan Matthews, Vanderbilt (94 catches) | 2013 |
| 16. 1,320— | A.J. Brown, Ole Miss (85 catches) | 2018 |
| 17. 1,315— | Jerry Jeudy, Alabama (68 catches) | 2018 |
| 18. 1,311— | Craig Yeast, Kentucky (85 catches) | 1998 |
| 19. 1,298— | Robert Meachem, Tennessee (71 catches) | 2006 |
| 20. 1,293— | Reidel Anthony, Florida (72 catches) | 1996 |

CAREER:

| | | |
|------------|--|---------|
| 1. 3,965— | DeVonta Smith, Alabama (235 catches) | 2017-20 |
| 2. 3,759— | Jordan Matthews, Vanderbilt (262 catches) | 2010-13 |
| 3. 3,463— | Amari Cooper, Alabama (228 catches) | 2012-14 |
| 4. 3,093— | Terrence Edwards, Georgia (204 catches) | 1999-02 |
| 5. 3,045— | Bryan Edwards, South Carolina (234 catches) | 2016-19 |
| 6. 3,042— | Alshon Jeffery, South Carolina (183 catches) | 2009-11 |
| 7. 3,003— | Malik Nabers, LSU (189 catches) | 2021-23 |
| 8. 3,001— | Josh Reed, LSU (167 catches) | 1999-01 |
| 9. 2,964— | Boo Mitchell, Vanderbilt (188 catches) | 1985-88 |
| 10. 2,934— | Jarius Wright, Arkansas (168 catches) | 2008-11 |
| 11. 2,923— | DJ Hall, Alabama (194 catches) | 2004-07 |
| 12. 2,899— | Craig Yeast, Kentucky (208 catches) | 1995-98 |
| 13. 2,884— | Fred Gibson, Georgia (161 catches) | 2001-04 |
| 14. 2,880— | Dan Stricker, Vanderbilt (182 catches) | 1999-02 |
| 15. 2,879— | Anthony Lucas, Arkansas (137 catches) | 1995-99 |
| 16. 2,854— | Cobi Hamilton, Arkansas (175 catches) | 2008-12 |
| 17. 2,852— | Earl Bennett, Vanderbilt (236 catches) | 2005-07 |
| 18. 2,814— | Joey Kent, Tennessee (183 catches) | 1993-96 |
| 19. 2,788— | Josh Reynolds, Texas A&M (164 catches) | 2014-16 |
| 20. 2,781— | Kenny McKinley, South Carolina (207 catches) | 2005-08 |
| 2,781— | Calvin Ridley, Alabama (224 catches) | 2015-17 |

YARDS PER GAME

SEASON:

| | | |
|-----------|---|------|
| 1. 145.0— | Josh Reed, LSU (1,740 in 12 games) | 2001 |
| 2. 142.8— | DeVonta Smith, Alabama (1,856 in 13 games) | 2020 |
| 3. 132.9— | Carlos Alvarez, Florida (1,329 in 10 games) | 1969 |
| 4. 127.1— | Ja'Marr Chase, LSU (1,780 in 14 games) | 2019 |
| 5. 123.4— | Travis McGriff, Florida (1,357 in 11 games) | 1998 |
| 123.4— | Amari Cooper, Alabama (1,727 in 14 games) | 2014 |

RECORDS AND RESULTS

| | | | |
|-----|--------|--|------|
| 7. | 120.7— | Malik Nabers, LSU (1,569 in 13 games) | 2023 |
| 8. | 119.2— | Craig Yeast, Kentucky (1,311 in 11 games) | 1998 |
| 9. | 113.6— | Jordan Matthews, Vanderbilt (1,477 in 13 games) | 2013 |
| 10. | 113.1— | Wendell Davis, LSU (1,244 in 11 games) | 1986 |
| 11. | 111.4— | Bob Goodridge, Vanderbilt (1,114 in 10 games) | 1967 |
| 12. | 111.3— | Cobi Hamilton, Arkansas (1,335 in 12 games) | 2012 |
| 13. | 110.3— | Boo Mitchell, Vanderbilt (1,213 in 11 games) | 1988 |
| 14. | 108.4— | Alshon Jeffery, South Carolina (1,517 in 14 games) | 2010 |
| 15. | 108.3— | Jabar Gaffney, Florida (1,191 in 11 games) | 2001 |
| 16. | 107.8— | Reidel Anthony, Florida (1,293 in 12 games) | 1996 |
| 17. | 107.2— | Mike Evans, Texas A&M (1,394 in 13 games) | 2013 |
| 18. | 105.6— | Jalin Hyatt, Tennessee (1,267 in 12 games) | 2022 |
| 19. | 105.1— | Terry Beasley, Auburn (1,051 in 10 games) | 1970 |
| 20. | 104.8— | Jameson Williams, Alabama (1,562 in 15 games) | 2021 |

CAREER:

| | | | |
|-----|--------|---|---------|
| 1. | 103.3— | Jabar Gaffney, Florida (2,375 in 23 games) | 2000-01 |
| 2. | 96.8— | Josh Reed, LSU (3,001 in 31 games) | 1999-01 |
| 3. | 96.0— | Mike Evans, Texas A&M (2,495 in 26 games) | 2012-13 |
| 4. | 86.6— | Amari Cooper, Alabama (3,463 in 40 games) | 2012-14 |
| 5. | 85.8— | Kelley Washington, Tennessee (1,453 in 17 games) | 2001-02 |
| 6. | 83.9— | Terry Beasley, Auburn (2,507 in 30 games) | 1969-71 |
| 7. | 82.6— | Carlos Alvarez, Florida (2,563 in 31 games) | 1969-71 |
| 8. | 81.5— | Earl Bennett, Vanderbilt (2,852 in 35 games) | 2005-07 |
| 9. | 80.5— | Makai Polk, Mississippi State (1,046 in 13 games) | 2021 |
| 10. | 79.0— | Malik Nabers, LSU (3,003 in 38 games) | 2021-23 |

YARDS PER CATCH

GAME: (Min. 5 catches)

| | | | |
|----|-------|---|------|
| 1. | 52.6— | Alexander Wright, Auburn vs. Pacific (5 for 263) | 1989 |
| 2. | 42.0— | Troy Williamson, South Carolina vs. South Florida (5 for 210) | 2004 |
| 3. | 41.6— | O.J. Howard, Alabama vs. Clemson (5 for 208) | 2015 |
| 4. | 41.2— | Sammie Coates, Auburn vs. Alabama (5 for 206) | 2014 |
| 5. | 40.2— | Carlos Carson, LSU vs. Rice (5 for 201) | 1977 |
| | 40.2— | Devery Henderson, LSU vs. Kentucky (5 for 201) | 2002 |
| 7. | 40.0— | Pat Coleman, Ole Miss vs. Arkansas State (5 for 200) | 1989 |
| 8. | 39.9— | Mike Evans, Texas A&M vs. Alabama (7 for 279) | 2013 |
| 9. | 38.0— | Marcus Robinson, South Carolina vs. Mississippi State (5 for 190) | 1996 |
| | 38.0— | Denarius Moore, Tennessee vs. South Carolina | 2010 |

GAME: (Min. 10 catches)

| | | | |
|----|-------|---|------|
| 1. | 30.3— | Cobi Hamilton, Arkansas vs. Rutgers (10 for 303) | 2012 |
| 2. | 24.9— | DeVonta Smith, Alabama vs. Ole Miss (11 for 274) | 2019 |
| 3. | 26.1— | Mike Evans, Texas A&M vs. Auburn (11 for 287) | 2013 |
| 4. | 23.3— | Kelley Washington, Tennessee vs. LSU (11 for 256) | 2001 |

SEASON: (Min. 25 catches)

| | | | |
|-----|-------|--|------|
| 1. | 29.3— | Bucky Curtis, Vanderbilt (27 for 791) | 1950 |
| 2. | 25.0— | Danny Knight, Mississippi State (37 for 924) | 1982 |
| 3. | 24.9— | Freddy Weygand, Auburn (32 for 796) | 1984 |
| 4. | 24.8— | Emanuel Hall, Missouri (33 for 817) | 2017 |
| 5. | 24.3— | Tony Burks, Mississippi State (35 for 850) | 2006 |
| 7. | 23.5— | Larry Seiple, Kentucky (27 for 635) | 1966 |
| 8. | 23.3— | Anthony Lucas, Arkansas (43 for 1,004) | 1998 |
| 9. | 22.6— | Tavarres King, Georgia (42 for 950) | 2012 |
| 10. | 22.3— | Ozzie Newsome, Alabama (36 for 804) | 1977 |
| | 22.3— | Andy Hamilton, LSU (39 for 870) | 1970 |

SEASON: (Min. 50 catches)

| | | | |
|-----|-------|---|------|
| 1. | 21.2— | Ja'Marr Chase, LSU (84 for 1,780) | 2019 |
| 2. | 20.5— | Eric Martin, LSU (52 for 1,064) | 1983 |
| 3. | 20.2— | Terry Beasley, Auburn (52 for 1,051) | 1970 |
| | 20.2— | Mike Evans, Texas A&M (69 for 1,394) | 2013 |
| 5. | 19.9— | Jameson Williams, Alabama (79 of 1,572) | 2021 |
| 6. | 19.5— | Odell Beckham, Jr., LSU (59 of 1,152) | 2013 |
| 7. | 19.4— | Travis McGriff, Florida (70 for 1,357) | 1998 |
| | 19.4— | Josh Malone, Tennessee (50 for 972) | 2018 |
| 9. | 19.3— | Jerry Jeudy, Alabama (68 for 1,315) | 2018 |
| 10. | 19.2— | Marcus Monk, Arkansas (50 for 962) | 2006 |

SEASON: (Min. 75 catches)

| | | | |
|----|-------|---|------|
| 1. | 21.2— | Ja'Marr Chase, LSU (84 for 1,780) | 2019 |
| 2. | 18.5— | Josh Reed, LSU (94 for 1,740) | 2001 |
| 3. | 17.6— | Malik Nabers, LSU (89 for 1,569) | 2023 |
| 4. | 17.2— | Alshon Jeffery, South Carolina (88 for 1,517) | 2010 |
| 5. | 15.9— | DeVonta Smith, Alabama (117 for 1,856) | 2020 |
| 6. | 15.6— | Wendell Davis, LSU (80 for 1,244) | 1986 |
| | 15.6— | Boo Mitchell, Vanderbilt (78 for 1,213) | 1988 |
| 8. | 15.5— | Jarvis Landry, LSU (77 for 1,193) | 2013 |
| 9. | 15.4— | Craig Yeast, Kentucky (85 for 1,311) | 1998 |
| | 15.4— | Marcus Nash, Tennessee (76 for 1,170 yards) | 1997 |

CAREER: (Min. 50 catches)

| | | | |
|----|-------|--|---------|
| 1. | 24.5— | Bucky Curtis, Vanderbilt (61 for 1,496) | 1947-50 |
| 2. | 23.6— | Alexander Wright, Auburn (56 for 1,320) | 1986-89 |
| 3. | 22.7— | Wayne Wheeler, Alabama (55 for 1,246) | 1971-73 |
| 4. | 21.9— | Danny Knight, Mississippi State (81 for 1,773) | 1980-83 |
| 5. | 21.4— | Sammie Coates, Auburn (82 for 1,757) | 2012-14 |

CAREER: (Min. 100 catches)

| | | | |
|-----|-------|--|---------|
| 1. | 21.0— | Anthony Lucas, Arkansas (137 for 2,879) | 1995-99 |
| 2. | 20.3— | Ozzie Newsome, Alabama (102 for 2,070) | 1974-77 |
| 3. | 20.1— | Willie Green, Ole Miss (113 for 2,274) | 1986-89 |
| 4. | 20.0— | Andy Hamilton, LSU (100 for 1,995) | 1969-71 |
| 5. | 19.9— | Jameson Williams, Alabama (79 of 1,572) | 2021 |
| 6. | 19.6— | Ja'Marr Chase, LSU (107 for 2,093) | 2018-19 |
| 7. | 19.3— | Jacquez Green, Florida (113 for 2,181) | 1995-97 |
| 8. | 19.1— | Mardye McDole, Mississippi State (116 for 2,214) | 1977-80 |
| | 19.1— | Tavarres King, Georgia (126 for 2,602) | 2008-12 |
| 10. | 18.9— | Jaylen Waddle, Alabama (106 for 1,999) | 2018-20 |

TOUCHDOWN CATCHES

GAME:

| | | | |
|----|----|--|------|
| 1. | 5— | Carlos Carson, LSU vs. Rice | 1977 |
| | 5— | Earl Bennett, Vanderbilt vs. Kentucky | 2005 |
| | 5— | Sidney Rice, South Carolina vs. Florida Atlantic | 2006 |
| | 5— | DeVonta Smith, Alabama vs. Ole Miss | 2019 |
| | 5— | Jalin Hyatt, Tennessee vs. Alabama | 2022 |
| 5. | 4— | Ike Hilliard, Florida vs. Tennessee | 1995 |
| | 4— | Al Bruno, Kentucky vs. North Dakota | 1950 |
| | 4— | Buck Martin, Georgia Tech vs. Auburn | 1951 |
| | 4— | Allama Matthews, Vanderbilt vs. Virginia Tech | 1982 |
| | 4— | Alexander Wright, Auburn vs. Pacific | 1989 |
| | 4— | Tony Moss, LSU vs. Ohio | 1989 |
| | 4— | Jack Jackson, Florida vs. New Mexico State | 1994 |
| | 4— | Craig Yeast, Kentucky vs. Indiana | 1997 |
| | 4— | James Whalen, Kentucky vs. Georgia | 1999 |
| | 4— | Mike Evans, Texas A&M vs. Auburn | 2013 |
| | 4— | Dorial Green-Beckham, Missouri vs. Kentucky | 2013 |
| | 4— | J'Mon Moore, Missouri vs. Delaware State | 2016 |
| | 4— | Ja'Marr Chase, LSU vs. Vanderbilt | 2019 |
| | 4— | Justin Jefferson, LSU vs. Oklahoma | 2019 |
| | 4— | Kyle Pitts, Florida at Ole Miss | 2020 |
| | 4— | DeVonta Smith, Alabama vs. Mississippi State | 2020 |

SEASON:

| | | | |
|-----|-----|--|------|
| 1. | 23— | DeVonta Smith, Alabama (13 games) | 2020 |
| 2. | 20— | Ja'Marr Chase, LSU (14 games) | 2019 |
| 3. | 18— | Reidel Anthony, Florida (12 games) | 1996 |
| | 18— | Justin Jefferson, LSU (15 games) | 2019 |
| 5. | 17— | Chris Doering, Florida (12 games) | 1995 |
| | 17— | Brian Thomas Jr., LSU (13 games) | 2023 |
| 7. | 16— | Amari Cooper, Alabama (14 games) | 2014 |
| 8. | 15— | Ike Hilliard, Florida (11 games) | 1995 |
| | 15— | Jack Jackson, Florida (12 games) | 1994 |
| | 15— | Jameson Williams, Alabama (15 games) | 2021 |
| | 15— | Jalin Hyatt, Tennessee (12 games) | 2022 |
| 12. | 14— | Allama Matthews, Vanderbilt (11 games) | 1982 |
| | 14— | Craig Yeast, Kentucky (11 games) | 1998 |
| | 14— | Jabar Gaffney, Florida (12 games) | 2000 |
| | 14— | Jerry Jeudy, Alabama (15 games) | 2018 |
| | 14— | DeVonta Smith, Alabama (13 games) | 2019 |
| | 14— | Malik Nabers, LSU (13 games) | 2023 |
| 17. | 13— | Jabar Gaffney, Florida (11 games) | 2001 |
| | 13— | Sidney Rice, South Carolina (11 games) | 2005 |
| | 13— | Steve Johnson, Kentucky (13 games) | 2007 |
| | 13— | Josh Reynolds, Texas A&M (13 games) | 2014 |
| | 13— | Marcus Nash, Tennessee (12 games) | 1997 |
| | 13— | Terrace Marshall Jr., LSU (12 games) | 2019 |
| | 13— | Brock Bowers, Georgia (15 games) | 2021 |

CAREER:

| | | | |
|-----|-----|--|---------|
| 1. | 46— | DeVonta Smith, Alabama (54 games) | 2017-20 |
| 2. | 31— | Chris Doering, Florida (40 games) | 1992-95 |
| | 31— | Amari Cooper, Alabama (40 games) | 2012-14 |
| 4. | 30— | Terrence Edwards, Georgia (45 games) | 1999-02 |
| | 30— | Josh Reynolds, Texas A&M (38 games) | 2014-16 |
| 6. | 29— | Ike Hilliard, Florida (32 games) | 1994-96 |
| | 29— | Terry Beasley, Auburn (30 games) | 1969-71 |
| | 29— | Jack Jackson, Florida (38 games) | 1992-94 |
| 9. | 28— | Craig Yeast, Kentucky (43 games) | 1995-98 |
| 10. | 27— | Jabar Gaffney, Florida (23 games) | 2000-01 |



RECORDS AND RESULTS

| | | |
|-----|--|---------|
| 27— | Marcus Monk, Arkansas (43 games) | 2004-07 |
| 12. | 26— Reidel Anthony, Florida (33 games) | 1994-96 |
| | 26— Dwayne Bowe, LSU (42 games) | 2003-06 |
| | 26— Brock Bowers, Georgia (40 games) | 2021-23 |
| 15. | 25— Joey Kent, Tennessee (44 games) | 1993-96 |
| | 25— Keenan Burton, Kentucky (46 games) | 2003-07 |
| | 25— Brandon Lafell, LSU (50 games) | 2006-09 |

SCORING MOST POINTS

GAME:

| | | | |
|----|-----|--|------|
| 1. | 42— | Showboat Boykin, Ole Miss vs. Mississippi State (7 TDs) | 1951 |
| 2. | 36— | Madre Hill, Arkansas vs. South Carolina (6 TDs) | 1995 |
| | 36— | Carnell Williams, Auburn vs. Mississippi State (6 TDs) | 2003 |
| | 36— | Trey Burton, Florida vs. Kentucky (6 TDs) | 2010 |
| 5. | 30— | Bob Davis, Kentucky vs. Maryville (5 TDs) | 1936 |
| | 30— | Bob Davis, Kentucky vs. Washington & Lee (5 TDs) | 1937 |
| | 30— | Carlos Carson, LSU vs. Rice (5 TDs) | 1977 |
| | 30— | Frank Mordica, Vanderbilt vs. Air Force (5 TDs) | 1978 |
| | 30— | Joe Cribbs, Auburn vs. Vanderbilt (5 TDs) | 1978 |
| | 30— | Robert Edwards, Georgia vs. South Carolina (5 TDs) | 1995 |
| | 30— | Kevin Faulk, LSU vs. Kentucky (5 TDs) | 1997 |
| | 30— | Shaun Alexander, Alabama vs. Brigham Young (5 TDs) | 1998 |
| | 30— | Santonio Beard, Alabama vs. Ole Miss | 2012 |
| | 30— | Earl Bennett, Vanderbilt vs. Kentucky (5 TDs) | 2005 |
| | 30— | Sidney Rice, South Carolina vs. Florida Atlantic (5 TDs) | 2006 |
| | 30— | Tim Tebow, Florida vs. South Carolina (5 TDs) | 2007 |
| | 30— | Washaun Ealey, Georgia vs. Kentucky (5 TDs) | 2010 |
| | 30— | Alex Collins, Arkansas vs. UT-Martin (5 TDs) | 2015 |
| | 30— | Peyton Barber, Auburn vs. San Jose State (5 TDs) | 2015 |
| | 30— | Leonard Fournette, LSU vs. Texas Tech (5 TDs) | 2015 |
| | 30— | Kerryon Johnson, Auburn vs. Missouri (5 TDs) | 2017 |
| | 30— | DeVonta Smith, Alabama vs. Ole Miss (5 TDs) | 2019 |
| | 30— | Najee Harris, Alabama at Ole Miss (5 TDs) | 2020 |
| | 30— | Najee Harris, Alabama vs. Florida (5 TDs) | 2020 |
| | 30— | Kevin Harris, South Carolina vs. Ole Miss (5 TDs) | 2020 |
| | 30— | Jalin Hyatt, Tennessee vs. Alabama (5 TDs) | 2022 |

SEASON:

| | | | |
|-----|------|--|------|
| 1. | 180— | Najee Harris, Alabama (30 TDs) | 2020 |
| 2. | 168— | Derrick Henry, Alabama (28 TDs) | 2015 |
| 3. | 152— | Cade York, LSU (21 FGs, 89 PATs) | 2019 |
| 4. | 151— | Jack Podlesny, Georgia (26 FGs, 73 PATs) | 2022 |
| 5. | 150— | Tre Mason, Auburn (25 TDs) | 2013 |
| | 150— | DeVonta Smith, Alabama (25 TDs) | 2020 |
| 6. | 147— | Colt David, LSU (1 TD, 26 FGs, 63 PATs) | 2007 |
| 7. | 144— | Trent Richardson, Alabama (24 TDs) | 2011 |
| | 144— | Shaun Alexander, Alabama (24 TDs) | 1999 |
| 10. | 138— | Tim Tebow, Florida (23 TDs) | 2007 |
| | 138— | Leonard Fournette, LSU (23 TDs) | 2015 |
| 12. | 137— | Jack Podlesny, Georgia (22 FGs, 71 PATs) | 2021 |
| | 137— | Will Reichard (22 FGs, 71 PATs) | 2021 |
| 14. | 134— | Daniel Carlson, Auburn (1 TD, 28 FsG, 44 PATs) | 2016 |
| | 134— | Peyton Woodring, Georgia (21 FGs, 71 PATs) | 2023 |
| 16. | 132— | Leigh Tiffin, Alabama (30 FG, 136 PATs) | 2009 |
| 17. | 131— | Billy Bennett, Georgia (31 FGs, 38 PATs) | 2003 |
| | 131— | Adam Griffith, Alabama (23 FGs, 62 PATs) | 2015 |
| 18. | 130— | Will Reichard, Alabama (22 FGs, 64 PATs) | 2022 |
| 20. | 130— | Billy Bennett, Georgia (26 FGs, 52 PATs) | 2002 |

CAREER:

| | | | |
|-----|------|---|---------|
| 1. | 547— | Will Reichard, Alabama (295 PATs, 84 FGs, 60 games) | 2019-23 |
| 2. | 480— | Daniel Carlson, Auburn (1 TD, 92 FG, 198 PATs, 53 games) | 2014-17 |
| 3. | 440— | Rodrigo Blankenship, Georgia (200 PATs, 80 FGs, 56 games) | 2016-19 |
| 4. | 412— | Blair Walsh, Georgia (184 PATs, 76 FGs, 53 games) | 2008-11 |
| 5. | 410— | Anders Carlson, Auburn (173 PAT, 79 FGs, 56 games) | 2018-22 |
| 6. | 409— | Billy Bennett, Georgia (148 PAT, 87 FGs, 50 games) | 2000-03 |
| 7. | 407— | Marshall Morgan, Georgia (215 PATs, 64 FGs, 51 games) | 2012-15 |
| 8. | 385— | Leigh Tiffin, Alabama (83 FGs, 136 PATs) | 2006-09 |
| 9. | 371— | Jeff Hall, Tennessee (188 PAT, 61 FGs, 46 games) | 1995-98 |
| 10. | 369— | Colt David, LSU (201 PATs, 54 FGs, 1 TD, 52 games) | 2005-08 |
| 11. | 368— | Jeff Chandler, Florida (67 FGs, 167 PATs, 46 games) | 1997-01 |
| | 368— | Parker White, South Carolina (72 FGs, 152 PATs, 60 games) | 2017-21 |
| 13. | 365— | Jack Podlesny, Georgia (182 PATs, 61 FGs, 40 games) | 2019-22 |
| 14. | 363— | Wes Byrum, Auburn (60 FGs, 183 PATs, 51 games) | 2007-10 |
| 15. | 359— | Austin MacGinnis, Kentucky (72 FGs, 143 PATs, 48 games) | 2014-17 |
| | 359— | Elliott Fry, South Carolina (61 FsS, 161 PATs, 51 games) | 2013-16 |
| 17. | 357— | Adam Griffith, Alabama (57 FGs, 186 PATs) | 2013-16 |
| | 357— | Aaron Medley, Tennessee (58 FGs, 183 PAT, 49 games) | 2014-17 |

| | | | |
|-----|------|--|---------|
| 19. | 354— | Zach Hocker, Arkansas (61 FGs, 171 PATs, 50 games) | 2010-13 |
| 20. | 353— | Kevin Butler, Georgia (122 PAT, 77 FGs, 44 games) | 1981-84 |

TOUCHDOWNS

GAME:

| | | | |
|----|-----|---|------|
| 1. | *7— | Showboat Boykin, Ole Miss vs. Mississippi State (NCAA record) | 1951 |
| 2. | 6— | Madre Hill, Arkansas vs. South Carolina | 1995 |
| | 6— | Carnell Williams, Auburn vs. Mississippi State | 2003 |
| | 6— | Trey Burton, Florida vs. Kentucky | 2010 |
| 5. | 5— | Robert Edwards, Georgia vs. South Carolina | 1995 |
| | 5— | Bob Davis, Kentucky vs. Maryville | 1936 |
| | 5— | Bob Davis, Kentucky vs. Washington & Lee | 1937 |
| | 5— | Carlos Carson, LSU vs. Rice | 1977 |
| | 5— | Frank Mordica, Vanderbilt vs. Air Force | 1978 |
| | 5— | Joe Cribbs, Auburn vs. Vanderbilt | 1978 |
| | 5— | Kevin Faulk, LSU vs. Kentucky | 1997 |
| | 5— | Shaun Alexander, Alabama vs. Brigham Young | 1998 |
| | 5— | Earl Bennett, Vanderbilt vs. Kentucky | 2005 |
| | 5— | Sidney Rice, South Carolina vs. Florida Atlantic | 2006 |
| | 5— | Tim Tebow, Florida vs. South Carolina | 2007 |
| | 5— | Washaun Ealey, Georgia vs. Kentucky | 2010 |
| | 5— | Alex Collins, Arkansas vs. UT-Martin | 2015 |
| | 5— | Peyton Barber, Auburn vs. San Jose State | 2015 |
| | 5— | Leonard Fournette, LSU vs. Texas Tech | 2015 |
| | 5— | Kerryon Johnson, Auburn vs. Missouri | 2017 |
| | 5— | DeVonta Smith, Alabama vs. Ole Miss | 2019 |
| | 5— | Najee Harris, Alabama at Ole Miss | 2020 |
| | 5— | Najee Harris, Alabama vs. Florida | 2020 |
| | 5— | Kevin Harris, South Carolina at Ole Miss | 2020 |
| | 5— | Jalin Hyatt, Tennessee vs. Alabama | 2022 |

SEASON:

| | | | |
|-----|-----|---|------|
| 1. | 30— | Najee Harris, Alabama | 2020 |
| 2. | 28— | Derrick Henry, Alabama | 2015 |
| 3. | 25— | Tre Mason, Auburn | 2013 |
| | 25— | DeVonta Smith, Alabama | 2020 |
| 5. | 24— | Shaun Alexander, Alabama | 1999 |
| | 24— | Trent Richardson, Alabama | 2011 |
| 7. | 23— | Tim Tebow, Florida | 2007 |
| | 23— | Leonard Fournette, LSU | 2015 |
| 9. | 21— | Garrison Hearst, Georgia | 1992 |
| | 21— | Cam Newton, Auburn | 2010 |
| | 21— | Johnny Manziel, Texas A&M | 2012 |
| | 21— | Ray Davis, Kentucky | 2023 |
| 13. | 20— | Herschel Walker, Georgia | 1981 |
| | 20— | Reggie Cobb, Tennessee | 1987 |
| | 20— | Mark Ingram, Alabama | 2009 |
| | 20— | Vick Ballard, Mississippi State | 2010 |
| | 20— | Alex Collins, Arkansas | 2015 |
| | 20— | Kerryon Johnson, Auburn | 2017 |
| | 20— | Najee Harris, Alabama | 2019 |
| | 20— | Ja'Marr Chase, LSU | 2019 |

CAREER:

| | | | |
|-----|-----|---|---------|
| 1. | 57— | Tim Tebow, Florida (55 games) | 2006-09 |
| | 57— | Najee Harris, Alabama (55 games) | 2018-20 |
| 3. | 53— | Kevin Faulk, LSU (41 games) | 1995-98 |
| 4. | 52— | Herschel Walker, Georgia (33 games) | 1980-82 |
| 5. | 50— | Dalton Hilliard, LSU (44 games) | 1982-85 |
| 6. | 50— | Shaun Alexander, Alabama (41 games) | 1996-99 |
| 7. | 48— | Nick Chubb, Georgia (47 games) | 2014-17 |
| | 48— | DeVonta Smith, Alabama (54 games) | 2017-20 |
| 9. | 46— | Anthony Dixon, Mississippi State (47 games) | 2006-09 |
| | 46— | Carnell Williams, Auburn (42 games) | 2001-04 |
| | 46— | Mark Ingram, Alabama (39 games) | 2008-10 |
| | 46— | Nick Fitzgerald, Mississippi State (45 games) | 2015-18 |
| 13. | 45— | Bo Jackson, Auburn (38 games) | 1982-85 |
| | 45— | Derrick Henry, Alabama (41 games) | 2013-15 |
| 15. | 44— | Todd Gurley, Georgia (30 games) | 2012-14 |
| 16. | 44— | Dak Prescott, Mississippi State (48 games) | 2012-15 |
| 17. | 42— | Charles Alexander, LSU (44 games) | 1975-78 |
| | 42— | Leonard Fournette, LSU (32 games) | 2014-16 |
| 19. | 41— | Deuce McAllister, Ole Miss (43 games) | 1997-00 |
| | 41— | Darren McFadden, Arkansas (38 games) | 2005-07 |
| | 41— | Marcus Lattimore, South Carolina (29 games) | 2010-12 |

FIELD GOAL ATTEMPTS

GAME:

| | | | |
|----|----|--|------|
| 1. | 7— | Al Del Greco, Auburn vs. Kentucky (made 6) | 1982 |
|----|----|--|------|

RECORDS AND RESULTS

| | | |
|----|---|--|
| 7— | Doug Pelfrey, Kentucky vs. Mississippi State (made 5) | 1992 |
| 7— | Jeremy Shelley, Alabama vs. LSU, BCS Championship Game (made 5) | 2011 |
| 4. | 6— | John Riley, Auburn vs. Kentucky (made 4) 1968 |
| | 6— | Alan Duncan, Tennessee vs. Kentucky (made 5) 1978 |
| | 6— | Rex Robinson, Georgia vs. Georgia Tech (made 3) 1979 |
| | 6— | Bobby Raymond, Florida vs. Florida State (made 6) 1983 |
| | 6— | Bobby Raymond, Florida vs. Kentucky (made 6) 1984 |
| | 6— | David Browndyke, LSU vs. Ole Miss (made 4) 1986 |
| | 6— | Philip Doyle, Alabama vs. SW Louisiana (made 6) 1990 |
| | 6— | Kanon Parkman, Georgia vs. Florida (made 4) 1993 |
| | 6— | Tim Rogers, Mississippi State vs. NC State (made 5) 1994 |
| | 6— | Billy Bennett, Georgia vs. Georgia Tech (made 6) 2001 |
| | 6— | Jonathan Nichols, Ole Miss vs. Texas Tech (made 6) 2003 |
| | 6— | John Vaughn, Auburn vs. LSU (made 1) 2005 |
| | 6— | Blair Walsh, Georgia vs. Vanderbilt (made 4) 2011 |
| | 6— | Elliott Fry, South Carolina vs. Vanderbilt (made 4) 2015 |
| | 6— | Daniel Carlson, Auburn vs. LSU (made 6) 2016 |
| | 6— | Tucker McCann, Missouri at South Carolina (made 5) 2018 |

SEASON:

| | | | |
|-----|-----|--|------|
| 1. | 38— | Billy Bennett, Georgia (made 31) | 2003 |
| 2. | 35— | Leigh Tiffin, Alabama (made 30) | 2009 |
| | 35— | Blair Walsh, Georgia (made 21) | 2011 |
| 4. | 34— | Leigh Tiffin, Alabama (made 25) | 2007 |
| | 34— | Josh Jasper, LSU (made 28) | 2010 |
| 6. | 33— | Billy Bennett, Georgia (made 26) | 2002 |
| | 33— | Colt David, LSU (made 26) | 2007 |
| | 33— | Cole Tracy, LSU (made 29) | 2018 |
| | 33— | Rodrigo Blankenship, Georgia (made 27) | 2019 |
| | 33— | Tucker McCann, Missouri (made 24) | 2018 |
| 11. | 32— | Adam Griffith, Alabama (made 23) | 2015 |
| | 32— | Daniel Carlson, Auburn (made 28) | 2016 |

CAREER:

| | | | |
|-----|------|--|---------|
| 1. | 114— | Daniel Carlson, Auburn (92 made) | 2014-17 |
| 2. | 111— | Leigh Tiffin, Alabama (83 made) | 2006-09 |
| 3. | 110— | Billy Bennett, Georgia (made 87) | 2000-03 |
| | 110— | Anders Carlson, Auburn (made 79) | 2018-22 |
| 5. | 105— | Philip Doyle, Alabama (made 78) | 1987-90 |
| 6. | 103— | Blair Wash, Georgia (made 76) | 2008-11 |
| 7. | 100— | Will Reichard, Alabama (made 84) | 2019-23 |
| 8. | 99— | Parker White, South Carolina (made 72) | 2017-21 |
| 9. | 98— | Kevin Butler, Georgia (made 77) | 1981-84 |
| 10. | 97— | Rodrigo Blankenship, Georgia (made 80) | 2016-19 |

FIELD GOALS MADE

GAME:

| | | | |
|----|----|---|------|
| 1. | 6— | Al Del Greco, Auburn vs. Kentucky (7 atts.) | 1982 |
| | 6— | Bobby Raymond, Florida vs. Florida State (6 atts.) | 1983 |
| | 6— | Bobby Raymond, Florida vs. Kentucky (6 atts.) | 1984 |
| | 6— | Philip Doyle, Alabama vs. SW Louisiana (6 atts.) | 1990 |
| | 6— | Billy Bennett, Georgia vs. Georgia Tech (6 atts.) | 2001 |
| | 6— | Jonathan Nichols, Ole Miss vs. Texas Tech (6 atts.) | 2003 |
| | 6— | Daniel Carlson, Auburn vs. LSU (6 atts.) | 2016 |
| 7. | 5— | Brian Clark, Florida vs. Ole Miss (5 atts.) | 1980 |
| | 5— | Jorge Portela, Auburn vs. Florida (5 atts.) | 1977 |
| | 5— | Alan Duncan, Tennessee vs. Kentucky (6 atts.) | 1978 |
| | 5— | Fuad Reveiz, Tennessee vs. Memphis State (5 atts.) | 1982 |
| | 5— | Fuad Reveiz, Tennessee vs. Kentucky (5 atts.) | 1982 |
| | 5— | Brian Lee, Ole Miss vs. Tulane (5 atts.) | 1991 |
| | 5— | Doug Pelfrey, Kentucky vs. Mississippi State (7 atts.) | 1992 |
| | 5— | Scott Etheridge, Auburn vs. LSU (5 atts.) | 1992 |
| | 5— | Tim Rogers, Mississippi State vs. NC State (6 atts.) | 1994 |
| | 5— | Jaret Holmes, Auburn vs. UAB (5 atts.) | 1996 |
| | 5— | Brian Hazelwood, Mississippi State vs. Arkansas (5 atts.) | 1998 |
| | 5— | Alex Walls, Tennessee vs. Florida (5 atts.) | 2000 |
| | 5— | Spencer Lanning, South Carolina vs. Georgia (5 atts.) | 2009 |
| | 5— | Leigh Tiffin, Alabama at Ole Miss (5 atts.) | 2009 |
| | 5— | Derek DePasquale, Mississippi State vs. UAB (5 atts.) | 2010 |
| | 5— | Bryson Rose, Ole Miss vs. Louisiana-Lafayette (5 atts.) | 2010 |
| | 5— | Josh Jasper, LSU vs. Mississippi State (5 atts.) | 2010 |
| | 5— | Jeremy Shelley, Alabama vs. LSU, BCS Championship Game | 2011 |
| | 5— | Andrew Baggett, Missouri vs. Florida | 2013 |
| | 5— | Daniel Carlson, Auburn vs. Alabama | 2014 |
| | 5— | Adam Griffith, Alabama vs. Auburn | 2015 |
| | 5— | Daniel LaCamera, Texas A&M vs. Auburn | 2016 |
| | 5— | Eddy Pineiro, Florida vs. UAB | 2017 |
| | 5— | Tucker McCann, Missouri at South Carolina (6 atts.) | 2018 |
| | 5— | Cole Tracy, LSU vs. Georgia (5 atts.) | 2018 |
| | 5— | Harrison Mevis, Missouri vs. Arkansas (5 atts.) | 2020 |

| | | |
|----|---|------|
| 5— | Trey Smack, Florida vs. Charlotte (5 atts.) | 2023 |
|----|---|------|

SEASON:

| | | | |
|----|-----|---|------|
| 1. | 31— | Billy Bennett, Georgia (38 atts.) | 2003 |
| 2. | 30— | Leigh Tiffin, Alabama (35 atts.) | 2009 |
| 3. | 29— | Cole Tracy, LSU (33 atts.) | 2018 |
| 4. | 28— | Josh Jasper, LSU (34 atts.) | 2010 |
| | 28— | Daniel Carlson, Auburn (32 atts.) | 2016 |
| 6. | 27— | Fuad Reveiz, Tennessee (31 atts.) | 1982 |
| | 27— | Rodrigo Blankenship, Georgia (33 atts.) | 2019 |
| 8. | 26— | Billy Bennett, Georgia (33 atts.) | 2002 |
| | 26— | Colt David, LSU (33 atts.) | 2007 |
| | 26— | Jack Podlesny, Georgia (31 atts.) | 2022 |

CAREER:

| | | | |
|-----|-----|---|---------|
| 1. | 92— | Daniel Carlson, Auburn (114 atts.) | 2014-17 |
| 2. | 87— | Billy Bennett, Georgia (110 atts.) | 2000-03 |
| 3. | 84— | Will Reichard, Alabama (100 atts) | 2019-23 |
| 4. | 83— | Leigh Tiffin, Alabama (111 atts.) | 2006-09 |
| 5. | 80— | Rodrigo Blankenship, Georgia (97 atts.) | 2016-19 |
| | 79— | Anders Carlson, Auburn (110 atts.) | 2018-22 |
| 7. | 78— | Philip Doyle, Alabama (105 atts.) | 1987-90 |
| 8. | 77— | Kevin Butler, Georgia (98 atts.) | 1981-84 |
| 9. | 76— | Blair Walsh, Georgia (103 atts.) | 2008-11 |
| 10. | 72— | Austin MacGinnis, Kentucky (91 atts.) | 2014-17 |
| | 72— | Parker White, South Carolina (99 atts) | 2017-21 |

LONG FIELD GOALS

GAME:

| | | | |
|----|-----|---|------|
| 1. | 60— | Fuad Reveiz, Tennessee vs. Georgia Tech | 1982 |
| | 60— | Kevin Butler, Georgia vs. Clemson | 1984 |
| | 60— | Chris Perkins, Florida vs. Tulane | 1984 |
| 4. | 59— | Cloyce Hinton, Ole Miss vs. Georgia | 1969 |
| | 59— | Kevin Butler, Georgia vs. Ole Miss | 1982 |
| 6. | 58— | Cloyce Hinton, Ole Miss vs. Houston | 1970 |
| | 58— | Allan Leavitt, Georgia vs. Vanderbilt | 1976 |
| | 58— | Brandon Coutu, Georgia vs. Louisiana-Monroe | 2005 |
| 9. | 57— | Neil O'Donoghue, Auburn vs. Tennessee | 1976 |
| | 57— | Jimmy Gaylor, Tennessee | 1977 |
| | 57— | Van Tiffin, Alabama vs. Texas A&M | 1985 |
| | 57— | Bryan Owen, Ole Miss vs. Tulane | 1988 |
| | 57— | Philip Yost, Auburn vs. Western Kentucky | 2003 |
| | 57— | Tucker McCann, Missouri at South Carolina | 2018 |
| | 57— | Cade York, LSU vs. Florida | 2020 |

CONSECUTIVE FIELD GOALS MADE

| | | | |
|----|-----|-------------------------------------|---------|
| 1. | 28— | Will Reichard, Alabama | 2022-23 |
| 2. | 20— | Marshall Morgan, Georgia | 2013-14 |
| 3. | 19— | Will Reichard, Alabama | 2019-21 |
| | 19— | Alex McPherson, Auburn | 2022-23 |
| 5. | 18— | Fuad Reveiz, Tennessee | 1984 |
| 6. | 17— | Bobby Raymond, Florida | 1984 |
| | 17— | Bryson Rose, Ole Miss | 2010-11 |
| | 17— | Gary Wunderlich, Ole Miss | 2016 |

FIELD GOAL PERCENTAGE

SEASON: (Min. 10 made)

| | | | |
|----|--------|---|------|
| 1. | 100.0— | David Browndyke, LSU (14 of 14) | 1989 |
| | 100.0— | Will Reichard, Alabama (14 of 14) | 2020 |
| | 100.0— | Mitch Jeter, South Carolina (11 of 11) | 2022 |
| | 100.0— | Alex McPherson, Auburn (13 of 13) | 2023 |
| 5. | 95.7— | Gary Wunderlich, Ole Miss (22 of 23) | 2016 |
| 6. | 94.4— | Eddy Pineiro, Florida (17 of 18) | 2017 |
| 7. | 94.1— | Parker White, South Carolina (16 of 17) | 2021 |
| 8. | 93.8— | Wes Byrum, Auburn (15 of 16) | 2009 |
| 9. | 92.9— | Billy Bennett, Georgia (13 of 14) | 2000 |
| | 92.9— | Colby Delahoussaye, LSU (13 of 14) | 2013 |

SEASON: (Min. 20 made)

| | | | |
|----|-------|--|------|
| 1. | 95.7— | Gary Wunderlich, Ole Miss (22 of 23) | 2016 |
| 2. | 91.7— | Marshall Morgan, Georgia (22 of 24) | 2013 |
| 3. | 90.9— | Blair Walsh, Georgia (20 of 22) | 2009 |
| | 90.9— | Anders Carlson, Auburn (20 of 22) | 2020 |
| 5. | 90.0— | Alex Walls, Tennessee (18 of 20) | 2000 |
| 6. | 88.4— | Bobby Raymond, Florida (23 of 26) | 1984 |
| 7. | 88.0— | Phillip Doyle, Alabama (22 of 25) | 1989 |
| 8. | 87.9— | Cole Tracy, LSU (29 of 33) | 2018 |
| 9. | 87.5— | Jeff Chandler, Florida (21 of 24) | 1999 |



RECORDS AND RESULTS

87.5— Daniel Carlson, Auburn (28 of 32) 2016

CAREER: (Min. 25 made)

- 89.5— Evan McPherson, Florida (34 of 38) 2019
- 88.4— Eddy Pineiro, Florida (38 of 43) 2016-17
- 87.9— Cole Tracy, LSU (29 of 33) 2018
- *87.8— Bobby Raymond, Florida (43 of 49) 1982-84
- 86.2— Bryson Rose, Ole Miss (25 of 29) 2010-12
- 84.0— Will Reichard, Alabama (84 of 100) 2019-23
- 83.9— Josh Jasper, LSU (47 of 56) 2008-10
- 83.9— Gary Wunderlich, Ole Miss (47 of 56) 2014-16
- 83.8— Jeff Chandler, Florida (67 of 80) 1997-01
- 82.9— Berj Yepremian, Florida (29 of 35) 1976-78
- 82.8— Jeff Chandler, Florida (48 of 58) 1997-00
- 82.5— Rodrigo Blankenship, Georgia (80 of 97) 2016-19
- 82.4— Jack Podlesny, Georgia (61 of 74) 2019-22
- 82.1— Judd Davis, Florida (32 of 39) 1992-94
- 81.8— Cade York, LSU (54 of 66) 2019-21
- 81.3— David Browndyke, LSU (61 of 75) 1986-89
- 81.3— Matt Ruffolo, Kentucky (26 of 32) 2018-21
- 81.3— Cade York, LSU (39 of 48) 2019-20
- 80.3— Brandon Coutu, Georgia (53 of 66) 2004-07
- 80.7— Daniel Carlson, Auburn (92 of 114) 2014-17

PAT KICKS ATTEMPTED

GAME:

- 13— Red Lutz, Alabama vs. Delta State (made 11) 1951
- 11— George Jernigan, Georgia vs. Furman (made 10) 1946
- 11— Bill Davis, Alabama vs. Virginia Tech (made 11) 1973
- 11— Reed Morton, South Carolina vs. Kent (made 11) 1995
- 11— Collins Cooper, Florida vs. Central Michigan (made 9) 1997
- 11— Tucker McCann, Missouri vs. Delaware State (made 10) 2016
- 10— Bob Gain, Kentucky vs. North Dakota (made 10) 1950
- 10— Bobby Moreau, LSU vs. Rice (made 10) 1977
- 10— Judd Davis, Florida vs. New Mexico State (made 10) 1994
- 10— Judd Davis, Florida vs. Kentucky (made 10) 1994
- 10— Kanon Parkman, Georgia vs. Northeast Louisiana (made 10) 1994
- 10— Alex Walls, Tennessee vs. Louisiana-Monroe (made 10) 2000
- 10— Josh Lambo, Texas A&M vs. Lamar (made 10) 2014
- 10— Jonathan Phillips, Florida vs. Citadel (made 10) 2008
- 10— Tucker McCann, Missouri vs. Missouri State (made 9) 2017
- 10— Chris Howard, Florida vs. Samford (made 10) 2021

SEASON:

- 93— Cade York, LSU (made 89) 2019
- 84— Will Reichard, Alabama (made 84) 2020
- 81— Joseph Bulovas, Alabama (made 75) 2019
- 79— Jonathan Phillips, Florida (made 78) 2008
- 77— Damian Ramos, LSU (made 77) 2023
- 74— Taylor Bertolet, Texas A&M (made 67) 2012
- 74— Jack Podlesny, Georgia (made 72) 2022
- 73— Joey Iijas, Florida (made 72) 2007
- 73— Wes Byrum, Auburn (made 72) 2010
- 72— Jack Podlesny, Georgia (made 71) 2021
- 72— Will Reichard, Alabama (made 71) 2021
- 72— Chase McGrath, Tennessee (made 70) 2022

CAREER:

- 297— Will Reichard, Alabama (made 295) 2019-23
- 220— Marshall Morgan, Georgia (made 215) 2012-15
- 204— Colt David, LSU (made 201) 2005-08
- 200— Rodrigo Blankenship, Georgia (made 200) 2016-19
- 198— Daniel Carlson, Auburn (made 198) 2014-17
- 194— Jeff Hall, Tennessee (made 188) 1995-98
- 188— Adam Griffith, Alabama (made 186) 2013-16
- 186— Wes Byrum, Auburn (made 183) 2007-10
- 185— Blair Walsh, Georgia (made 184) 2008-11
- 184— Aaron Medley, Tennessee (183) 2014-17
- 184— Jack Podlesny, Georgia (made 182) 2019-22

PAT KICKS MADE

GAME:

- 11— Reed Morton, South Carolina vs. Kent (11 atts.) 1995
- 11— Bill Davis, Alabama vs. Virginia Tech (11 atts.) 1973
- 11— Red Lutz, Alabama vs. Delta State (13 atts.) 1951
- 10— Bob Gain, Kentucky vs. North Dakota (10 atts.) 1950
- 10— Bobby Moreau, LSU vs. Rice (10 atts.) 1977
- 10— George Jernigan, Georgia vs. Furman (10 atts.) 1946
- 10— Judd Davis, Florida vs. New Mexico State (10 atts.) 1994
- 10— Judd Davis, Florida vs. Kentucky (10 atts.) 1994

- 10— Kanon Parkman, Georgia vs. Northeast Louisiana (10 atts.) 1994
- 10— Alex Walls, Tennessee vs. Louisiana-Monroe (10 atts.) 2000
- 10— Josh Lambo, Texas A&M vs. Lamar (10 atts.) 2014
- 10— Jonathan Phillips, Florida vs. Citadel (10 atts.) 2008
- 10— Tucker McCann, Missouri vs. Delaware State (11 atts.) 2016

SEASON:

- 89— Cade York, LSU (93 atts.) 2019
- 84— Will Reichard, Alabama (84 atts.) 2020
- 78— Jonathan Phillips, Florida (79 atts.) 2008
- 77— Damian Ramos, LSU (77 atts.) 2023
- 75— Joseph Bulovas, Alabama (81 atts.) 2018
- 73— Jack Podlesny, Georgia (74 atts.) 2022
- 72— Joey Iijas, Florida (73 atts.) 2007
- 72— Wes Byrum, Auburn (73 atts.) 2010
- 71— Bart Edmiston, Florida (71 atts.) 1995
- 71— Jack Podlesny, Georgia (72 atts.) 2021
- 71— Will Reichard, Alabama (72 atts.) 2021
- 71— Jack Podlesny, Georgia (71 atts.) 2023

CAREER:

- 240— Will Reichard, Alabama (242 atts.) 2019-present
- 215— Marshall Morgan, Georgia (220 atts.) 2012-15
- 201— Colt David, LSU (204 atts.) 2005-08
- 200— Rodrigo Blankenship, Georgia (200 atts.) 2016-19
- 198— Daniel Carlson, Auburn (198 atts.) 2014-17
- 188— Jeff Hall, Tennessee (194 atts.) 1995-98
- 186— Adam Griffith, Alabama (188 atts.) 2013-16
- 184— Blair Walsh, Georgia (185 atts.) 2008-11
- 183— Wes Byrum, Auburn (186 atts.) 2007-10
- 183— Aaron Medley, Tennessee (184 atts.) 2014-17

PAT KICKS PERCENTAGE

GAME: (Min. 10 atts.)

- 100— Bill Davis, Alabama vs. Virginia Tech (11 of 11) 1973
- 100— Reed Morton, South Carolina vs. Kent (11 of 11) 1995
- 100— Bob Gain, Kentucky vs. North Dakota (10 of 10) 1950
- 100— Bobby Moreau, LSU vs. Rice (10 of 10) 1977
- 100— Judd Davis, Florida vs. Kentucky (10 of 10) 1994
- 100— Judd Davis, Florida vs. New Mexico State (10 of 10) 1994
- 100— Alex Walls, Tennessee vs. Louisiana-Monroe (10 of 10) 2000
- 100— Josh Lambo, Texas A&M vs. Lamar (10 of 10) 2014
- 100— Chris Howard, Florida vs. Samford (10 of 10) 2021

SEASON: (Min. 45 atts.)

- 100— Will Reichard, Alabama (84 of 84) 2020
- 100— Bart Edmiston, Florida (71 of 71) 1995
- 100— Judd Davis, Florida (65 of 65) 1994
- 100— Colt David, LSU (63 of 63) 2007
- 100— John Becksvoort, Tennessee (59 of 59) 1993
- 100— Billy Bennett, Georgia (52 of 52) 2002
- 100— John Vaughn, Auburn (50 of 50) 2005
- 100— Greg Burke, Tennessee (50 of 50) 1990
- 100— Blair Walsh, Georgia (50 of 50) 2008
- 100— Chris Knapp, Auburn (49 of 49) 1986
- 100— Jonathan Nichols, Ole Miss (49 of 49) 2003
- 100— Matt Leach, Florida (49 of 49) 2004
- 100— Brandon Coutu, Georgia (49 of 49) 2007
- 100— Jeff Hall, Tennessee (47 of 47) 1998
- 100— Scott Etheridge, Auburn (45 of 45) 1993
- 100— Brandon Coutu, Georgia (45 of 45) 2005
- 100— Wes Byrum, Auburn (54 of 54) 2009
- 100— Zach Hocker, Arkansas (56 of 56) 2010
- 100— Blair Walsh, Georgia (46 of 46) 2011
- 100— Adam Yates, South Carolina (49 of 49) 2012
- 100— Jeremy Shelley, Alabama (69 of 69) 2012
- 100— Marshall Morgan, Georgia (47 of 47) 2013
- 100— Cade Foster, Alabama (60 of 60) 2013
- 100— Daniel Carlson, Auburn (57 of 57) 2014
- 100— Elliott Fry, South Carolina (51 of 51) 2014
- 100— Josh Lambo, Texas A&M (59 of 59) 2014
- 100— Cole Hedlund, Arkansas (58 of 58) 2015
- 100— Adam Griffith, Alabama (62 of 62) 2015
- 100— Gary Wunderlich, Ole Miss (63 of 63) 2015
- 100— Aaron Medley, Tennessee (55 of 55) 2015
- 100— Daniel LaCamera, Texas A&M (54 of 54) 2016
- 100— Andy Pappanastos, Alabama (56 of 56) 2016
- 100— Aaron Medley, Tennessee (61 of 61) 2016
- 100— Daniel Carlson, Auburn (57 of 57) 2017
- 100— Rodrigo Blankenship, Georgia (63 of 63) 2017
- 100— Evan McPherson, Florida (55 of 55) 2018

RECORDS AND RESULTS

| | | |
|------|---|------|
| 100— | Rodrigo Blankenship, Georgia (65 of 65) | 2018 |
| 100— | Evan McPherson, Florida (50 of 50) | 2019 |
| 100— | Rodrigo Blankenship, Georgia (46 of 46) | 2019 |
| 100— | Evan McPherson, Florida (45 of 45) | 2020 |
| 100— | Chase McGrath, Tennessee (66 of 66) | 2021 |
| 100— | Will Reichard, Alabama (55 of 55) | 2023 |
| 100— | Peyton Woodring, Georgia (71 of 71) | 2023 |
| 100— | Damian Ramos, LSU (77 of 77) | 2023 |
| 100— | Charles Campbell, Tennessee (49 of 49) | 2023 |

CAREER: (MIN. 100 atts.)

| | | | |
|-----|-------|---|---------|
| 1. | *100— | Rodrigo Blankenship, Georgia (200 of 200) | 2016-19 |
| | *100— | Daniel Carlson, Auburn (198 of 198) | 2014-17 |
| | *100— | John Becksvoort, Tennessee (161 of 161) | 1991-94 |
| | *100— | Van Tiffin, Alabama (135 of 135) | 1983-86 |
| | *100— | Damon Duval, Auburn (125 of 125) | 1999-02 |
| | *100— | Brandon Coutu, Georgia (114 of 114) | 2004-07 |
| | *100— | David Browndyke, LSU (109 of 109) | 1986-89 |
| 8. | 99.5— | Blair Walsh, Georgia (184 of 185) | 2008-11 |
| | 99.5— | Aaron Medley, Tennessee (183 of 184) | 2014-17 |
| 10. | 99.4— | John Vaughn, Auburn (162 of 163) | 2003-06 |
| | 99.4— | Elliott Fry, South Carolina (161 of 162) | 2013-16 |

*—NCAA record

CONSECUTIVE PAT KICKS MADE

| | | | |
|-----|------|--|---------|
| 1. | 200— | Rodrigo Blankenship, Georgia | 2016-19 |
| 2. | 198— | Daniel Carlson, Auburn | 2014-17 |
| 3. | 161— | John Becksvoort, Tennessee | 1991-94 |
| 4. | 155— | Elliott Fry, South Carolina | 2013-16 |
| | 154— | Aaron Medley, Tennessee | 2014-17 |
| 6. | 142— | Will Reichard, Alabama | 2021-23 |
| 7. | 135— | Van Tiffin, Alabama | 1983-86 |
| | 135— | Will Reichard, Alabama | 2019-21 |
| 9. | 130— | Michael Proctor, Alabama | 1992-95 |
| 10. | 125— | Damon Duval, Auburn | 1999-02 |
| 11. | 124— | Elliott Fry, South Carolina | 2013-15 |
| 12. | 119— | Blair Walsh, Georgia | 2008-10 |
| 13. | 118— | Cade York, LSU | 2019-21 |
| 14. | 117— | Jonathan Nichols, Ole Miss | 2001-04 |
| 15. | 114— | Bart Edmiston, Florida | 1992-96 |
| | 114— | Brandon Coutu, Georgia | 2004-07 |
| 17. | 113— | Billy Bennett, Georgia | 2000-03 |
| 18. | 111— | Jack Podlesny, Georgia | 2019-22 |
| 19. | 109— | David Browndyke, LSU | 1986-89 |
| | 109— | Seth Small, Texas A&M | 2018-20 |

TOTAL POINTS SCORED BY KICKING

| | | | |
|--------------|-----|---|------|
| GAME: | | | |
| 1. | 23— | Bobby Raymond, Florida vs. Florida State (6 FGs, 5 PATs) | 1983 |
| 2. | 21— | Jonathan Nichols, Ole Miss vs. Texas Tech (6 FGs, 3 PATs) | 2003 |
| 3. | 20— | Harrison Mevis, Missouri vs. Arkansas (5 FGs, 5 PATs) | 2020 |
| 4. | 19— | Bobby Raymond, Florida vs. Kentucky (6 FGs, 1 PAT) | 1984 |
| | 19— | Philip Doyle, Alabama vs. SW Louisiana (6 FGs, 1 PAT) | 1990 |
| | 19— | Billy Bennett, Georgia vs. Georgia Tech (6 FGs, 1 PAT) | 2001 |
| | 19— | Bryson Rose, Ole Miss vs. Louisiana-Lafayette (5 FGs, 4 PATs) | 2010 |
| 8. | 18— | Al Del Greco, Auburn vs. Kentucky (6 FGs) | 1982 |
| | 18— | Doug Pelfrey, Kentucky vs. Mississippi State (5 FGs, 3 PAT) | 1992 |
| | 18— | Andrew Baggett, Missouri vs. Florida (5 FGs, 3 PAT) | 2013 |
| | 18— | Daniel Carlson, Auburn vs. Alabama (5 FG, 3 PAT) | 2014 |
| | 18— | Eddy Pineiro, Florida vs. UAB (5 FG, 3 PAT) | 2017 |
| | 18— | Cole Tracy, LSU vs. Georgia (3 FG, 3 PAT) | 2018 |
| 14. | 17— | Jorge Portela, Auburn vs. Florida (5 FGs, 2 PATs) | 1977 |
| | 17— | Alan Duncan, Tennessee vs. Kentucky (5 FGs, 2 PATs) | 1978 |
| | 17— | Fuad Reveiz, Tennessee vs. Memphis State (5 FGs, 2 PATs) | 1982 |
| | 17— | David Browndyke, LSU vs. Mississippi State (4 FGs, 5 PATs) | 1986 |
| | 17— | Alex Walls, Tennessee vs. Wyoming (4 FGs, 5 PATs) | 2002 |
| | 17— | Matt Leach, Florida vs. San Jose State (3 FGs, 8 PATs) | 2003 |
| | 17— | Alex Tejada, Arkansas vs. Troy (4 FGs, 5 PATs) | 2007 |
| | 17— | Spencer Lanning, South Carolina vs. Georgia (5 FGs, 2 PATs) | 2009 |
| | 17— | Josh Jasper, LSU vs. Mississippi State (5 FGs, 2 PATs) | 2010 |
| | 17— | Derek DePasquale, Mississippi State vs. UAB (5 FGs, 2 PATs) | 2010 |
| | 17— | Adam Griffith, Alabama vs. Auburn (5 FGs, 2 PATs) | 2015 |
| | 17— | Daniel LaCamera, Texas A&M vs. Auburn (5 FGs, 2 PATs) | 2016 |
| | 17— | Rodrigo Blankenship, Georgia vs. Missouri (4 FGs, 5 PATs) | 2017 |

SEASON:

| | | | |
|----|------|--|------|
| 1. | 152— | Cade York, LSU (21 FGs, 89 PATs) | 2019 |
| 2. | 151— | Jack Podlesny, Georgia (26 FGs, 73 PATs) | 2022 |
| 3. | 141— | Colt David, LSU (26 FGs, 63 PATs) | 2007 |

| | | | |
|-----|------|---|------|
| 4. | 137— | Jack Podlesny, Georgia (22 FG, 71 PATs) | 2021 |
| | 137— | Will Reichard, Alabama (22 FG, 71 PATs) | 2021 |
| 6. | 134— | Peyton Woodring, Georgia (21 FG, 71 PATs) | 2023 |
| 7. | 132— | Leigh Tiffin, Alabama (30 FG, 42 PATs) | 2009 |
| 8. | 131— | Billy Bennett, Georgia (31 FGs, 38 PATs) | 2003 |
| | 131— | Adam Griffith, Alabama (23 FGs, 62 PATs) | 2015 |
| 10. | 130— | Billy Bennett, Georgia (26 FGs, 52 PATs) | 2002 |
| | 130— | Will Reichard, Alabama (22 FGs, 64 PATs) | 2022 |

CAREER:

| | | | |
|-----|------|---|---------|
| 1. | 547— | Will Reichard, Alabama (84 FGs, 295 PATs) | 2019-23 |
| 2. | 474— | Daniel Carlson, Auburn (92 FGs, 198 PAT) | 2014-17 |
| 3. | 440— | Rodrigo Blankenship, Georgia (80 FGs, 200 PATs) | 2016-19 |
| 4. | 412— | Blair Walsh, Georgia (76 FGs, 184 PATs) | 2008-11 |
| 5. | 410— | Anders Carlson, Auburn (79 FGs, 173 PATs) | 2018-22 |
| 6. | 409— | Billy Bennett, Georgia (87 FGs, 148 PATs) | 2000-03 |
| 7. | 407— | Marshall Morgan, Georgia (215 PATs, 64 FGs) | 2012-15 |
| 8. | 385— | Leigh Tiffin, Alabama (83 FG, 136 PATs) | 2006-09 |
| 9. | 371— | Jeff Hall, Tennessee (61 FGs, 188 PATs) | 1995-98 |
| | 371— | Seth Small, Texas A&M (70 FGs, 161 PATs) | 2018-21 |
| 11. | 368— | Jeff Chandler, Florida (67 FGs, 167 PATs) | 1997-01 |
| 12. | 365— | Jack Podlesny, Georgia (61 FGs, 182 PATs) | 2019-22 |
| 13. | 363— | Colt David, LSU (54 FGs, 201 PATs) | 2005-08 |
| | 363— | Wes Byrum, Auburn (60 FGs, 183 PATs) | 2007-10 |
| 15. | 359— | Elliott Fry, South Carolina (66 FGs, 161 PATs) | 2013-16 |
| | 359— | Austin MacGinnis, Kentucky (72 FGs, 143 PATs) | 2014-17 |
| 17. | 358— | Tucker McCann, Vanderbilt (61 FGs, 175 PATs) | 2016-19 |
| 18. | 357— | Adam Griffith, Alabama (57 FGs, 186 PATs) | 2013-16 |
| | 357— | Aaron Medley, Tennessee (57 FGs, 183 PATs) | 2014-17 |
| 20. | 355— | Andrew Baggett, Missouri (66 FGs, 157 PATs) | 2012-15 |

**PUNTING
MOST PUNTS**

GAME:

| | | | |
|----|-----|--|------|
| 1. | 30— | Bert Johnson, Kentucky vs. Washington & Lee | 1934 |
| 2. | 23— | Bud Walton, Florida vs. Georgia Tech | 1938 |
| 3. | 21— | Hawk Cavette, Georgia Tech vs. Florida | 1938 |
| 4. | 19— | Johnny Cain, Alabama vs. Tennessee | 1932 |
| 5. | 16— | Bob Hardison, Mississippi State vs. TCU | 1936 |
| 6. | 15— | Connie Frederick, Auburn vs. Clemson | 1968 |
| 7. | 14— | Bill Hartman, Georgia vs. Auburn | 1937 |
| | 14— | Bobby Collins, Mississippi State vs. LSU | 1951 |
| | 14— | Boyce Smith, Vanderbilt vs. Florida | 1958 |
| | 14— | Dick McGraw, Mississippi State vs. Southern Miss | 1967 |
| | 14— | John Schaffler, Vanderbilt vs. Louisville | 1971 |
| | 14— | Craig Colquitt, Tennessee vs. Kentucky | 1976 |

SEASON:

| | | | |
|-----|------|--|------|
| 1. | 101— | Ralph Kercheval, Kentucky (4,413 yards for 43.5 avg.) | 1933 |
| 2. | 95— | Dick McGraw, Mississippi State (3,567 yards for 37.5 avg.) | 1967 |
| 3. | 92— | Dick McGowen, Auburn (3,833 yards for 42.2 avg.) | 1939 |
| 4. | 91— | Jimmy Carter, Kentucky (3,597 yards for 39.5 avg.) | 1996 |
| 5. | 90— | Dave Hardt, Kentucky (3,471 yards for 38.6 avg.) | 1970 |
| 6. | 83— | Bud Walton, Florida (3,002 yards for 36.2 avg.) | 1938 |
| | 83— | Buster Morrison, Florida (3,187 yards for 38.4 avg.) | 1972 |
| | 83— | Johnny Townsend, Florida (3,765 yards for 45.4 avg.) | 2015 |
| | 83— | Shane Tripucka, Texas A&M (3,776 yards for 45.5 avg.) | 2017 |
| 10. | 81— | Dixie Howell, Alabama (3,216 yards for 39.7 avg.) | 1933 |
| | 81— | Al Doggett, LSU (3,147 yards for 38.9 avg.) | 1952 |
| | 81— | Corey Fatony, Missouri (3,447 for 42.9 avg.) | 2015 |

CAREER:

| | | | |
|-----|------|--|---------|
| 1. | 293— | Blake McAdams, Mississippi State (11,562 for 39.46 avg) | 2005-08 |
| 2. | 277— | Jim Arnold, Vanderbilt (12,171 yards for 43.9 avg.) | 1979-82 |
| 3. | 272— | Bill Marinangel, Vanderbilt (11,336 yards for 41.7 avg.) | 1993-96 |
| 4. | 266— | Jim Miller, Ole Miss (11,549 yards for 43.4 avg.) | 1976-79 |
| 5. | 256— | Landon Foster, Kentucky (10,693 for 41.8 avg.) | 2012-15 |
| 6. | 255— | Corey Fatony, Missouri (11,161 for 43.8 avg.) | 2015-18 |
| 7. | 254— | Bill Smith, Ole Miss (11,260 for 44.3 avg.) | 1983-86 |
| 8. | 251— | Matt Wait, Arkansas (10,599 for 42.1 avg.) | 1994-97 |
| 9. | 248— | Dave Hardt, Kentucky (9,737 yards for 39.3 avg.) | 1968-70 |
| 10. | 244— | Lewis Colbert, Auburn (10,179 for 41.7 avg.) | 1982-85 |



RECORDS AND RESULTS

MOST PUNTS, 50 YARDS OR MORE

| | |
|-------------------------|---------|
| 90—JK Scott, Alabama | 2014-17 |
| 86—Bill Smith, Ole Miss | 1983-86 |

MOST CONSECUTIVE GAMES W/PUNT OF 50 YARDS/ MORE

| | |
|--------------------------|---------|
| *32—Bill Smith, Ole Miss | 1983-86 |
|--------------------------|---------|

MOST GAMES AVERAGING 40 OR MORE YARDS (MIN. 4)

| | |
|--------------------------|---------|
| *36—Bill Smith, Ole Miss | 1983-86 |
|--------------------------|---------|

LONG PUNTS

| | |
|--|------|
| 1. 92— Bill Smith, Ole Miss vs. Southern Miss | 1984 |
| 2. 89— Dixie Howell, Alabama vs. Tennessee | 1933 |
| 3. 87— Rufus Deal, Auburn vs. Georgia Tech | 1939 |
| 4. 87— Spike Jones, Georgia vs. Auburn | 1967 |
| 87— O.J. Key, Tulane vs. Florida | 1946 |
| 6. 86— Donnie Jones, LSU vs. Kentucky | 2002 |
| 7. 85— Greg Gantt, Alabama vs. Mississippi State | 1971 |
| 8. 84— Mike Patrick, Mississippi State vs. Alabama | 1974 |
| 9. 83— Dixie Howell, Alabama vs. Kentucky | 1933 |
| 83— Billy Mann, Ole Miss vs. Tennessee | 1938 |

YARDS PUNTED

GAME:

| | |
|--|------|
| 1. 1,155— Bert Johnson, Kentucky vs. Washington & Lee (30 for 38.5 avg.) | 1934 |
| 2. 914— Johnny Cain, Alabama vs. Tennessee (19 for 48.1 avg.) | 1932 |
| 3. 904— Hawk Cavette, Georgia Tech vs. Florida (21 for 43.9 avg.) | 1938 |
| 4. 899— Bud Walton, Florida vs. Georgia Tech (23 for 39.1 avg.) | 1938 |

SEASON:

| | |
|---|------|
| 1. 4,413— Ralph Kercheval, Kentucky (101 for 43.5 avg.) | 1933 |
| 2. 3,883— Dick McGowen, Auburn (92 for 42.2 avg.) | 1939 |
| 3. 3,776— Shane Tripucka, Texas A&M (83 for 45.5 avg.) | 2017 |
| 4. 3,765— Johnny Townsend, Florida (83 for 45.4 avg.) | 2015 |
| 5. 3,597— Jimmy Carter, Kentucky (91 for 39.5 avg.) | 1996 |
| 6. 3,586— Bill Marinangel, Vanderbilt (77 for 46.6 avg.) | 1996 |
| 7. 3,581— Bill Smith, Ole Miss (79 for 45.3 avg.) | 1985 |
| 8. 3,567— Dick McGraw, Mississippi State (95 for 37.5 avg.) | 1967 |
| 9. 3,511— Richard Kent, Vanderbilt (84 for 41.8 avg.) | 2010 |
| 10. 3,488— Brett Upson, Vanderbilt (81 for 43.1 avg.) | 2009 |

CAREER:

| | |
|--|---------|
| 1. 12,171— Jim Arnold, Vanderbilt (277 for 43.9 avg.) | 1979-82 |
| 2. 11,562— Blake McAdams, Mississippi State (293 for 39.46 avg.) | 2005-08 |
| 3. 11,549— Jim Miller, Ole Miss (266 for 43.4 avg.) | 1976-79 |
| 4. 11,336— Bill Marinangel, Vanderbilt (272 for 41.7 avg.) | 1993-96 |
| 5. 11,260— Bill Smith, Ole Miss (254 for 44.3 avg.) | 1983-86 |
| 6. 11,163— Corey Fatony, Missouri (255 for 43.77 avg.) | 2015-18 |
| 7. 11,090— Johnny Townsend, Florida (240 for 46.2 avg.) | 2013-17 |
| 8. 11,074— JK Scott, Alabama (243 for 45.6 avg.) | 2014-17 |
| 9. 10,693— Landon Foster, Kentucky (256 for 41.8 avg.) | 2012-15 |
| 10. 10,557— Brett Upson, Vanderbilt (271 for 40.4 avg.) | 2006-09 |
| 11. 10,216— Dustin Colquitt, Tennessee (240 for 42.6 avg.) | 2001-04 |
| 12. 10,021— Cody Ridgeway, Ole Miss (238 for 42.1 avg.) | 2001-04 |
| 13. 10,179— Lewis Colbert, Auburn (244 for 41.7 avg.) | 1982-85 |
| 14. 10,177— Matt Wait, Arkansas (251 for 42.1 avg.) | 1994-97 |
| 15. 10,075— Tyler Campbell, Ole Miss (226 for 44.6 avg.) | 2009-13 |
| 16. 9,900— Eric Wilbur, Florida (231 for 42.9 avg.) | 2003-06 |
| 17. 9,842— Damon Duval, Auburn (227 for 43.3 avg.) | 1999-02 |
| 18. 9,798— Donnie Jones, LSU (233 for 42.1 avg.) | 2000-03 |
| 19. 9,737— Dave Hardt, Kentucky (248 for 39.3 avg.) | 1968-70 |
| 20. 9,575— Kai Kroeger, South Carolina (218 for 43.9) | 2020-23 |

PUNTING AVERAGE

GAME: (Min. 2 punts)

| | |
|---|------|
| 1. 84.5— Bill Smith, Ole Miss vs. Southern Miss (2 for 169) | 1984 |
|---|------|

GAME (Min. 7 punts)

| | |
|---|------|
| 1. 55.0— JK Scott, Alabama vs. Ohio State (7 for 385) | 2014 |
| 2. 54.4— Johnny Townsend, Florida vs. Georgia (7 for 381) | 2017 |
| 3. 54.3— Kyle Christy, Florida vs. South Carolina (7 for 380) | 2012 |
| 4. 53.7— Kai Kroeger, South Carolina vs. Clemson (7 for 376) | 2022 |
| 5. 53.4— Joseph Charlton, South Carolina vs. Missouri (8 for 427) | 2019 |
| 6. 53.1— Jim Arnold, Vanderbilt vs. North Carolina (8 for 425) | 1982 |
| 7. 53.0— Fred Montsdeoca, Florida vs. Alabama (7 for 371) | 1949 |
| 8. 52.7— Kyle Christy, Florida vs. Alabama (7 for 369) | 2014 |
| 9. 52.0— Ralph Kercheval, Kentucky vs. Cincinnati (10 for 520) | 1933 |

| | |
|---|------|
| 10. 51.9— Johnny Townsend, Florida vs. Vanderbilt (7 for 363) | 2016 |
|---|------|

GAME (Min. 10 punts)

| | |
|---|------|
| 1. 52.0— Ralph Kercheval, Kentucky vs. Cincinnati (10 for 520) | 1933 |
| 2. 50.7— Jake Camarda, Georgia vs. Auburn (11 for 588) | 2019 |
| 3. 48.1— Greg Breland, Ole Miss vs. Missouri (10 for 481) | 1974 |
| 48.1— Johnny Cain, Alabama vs. Tennessee (19 for 914) | 1932 |
| 5. 47.5— Andy Russ, Mississippi State vs. South Carolina (10 for 475) | 1996 |
| 6. 47.3— Jerry Stovall, LSU vs. Ole Miss (10 for 473) | 1960 |

GAME (Min. 20 punts)

| | |
|--|------|
| 1. 43.0— Hawk Cavette, Georgia Tech vs. Florida (21 for 904) | 1938 |
|--|------|

SEASON: (Min. 30 punts)

| | |
|---|------|
| 1. 51.0*— Braden Mann, Texas A&M (50 for 2,549) | 2018 |
| 2. 50.3— Chad Kessler, LSU (39 for 1,961) | 1997 |

*NCAA Record

SEASON: (Min. 50 punts)

| | |
|---|------|
| 1. 51.0*— Braden Mann, Texas A&M (50 for 2,549) | 2018 |
| 2. 48.2— Ricky Anderson, Vanderbilt (58 for 2,793) | 1984 |
| 3. 48.1— Drew Butler, Georgia (56 for 2,691) | 2009 |
| 4. 48.0— JK Scott, Alabama (55 for 2,640) | 2015 |
| 5. 47.9— Johnny Townsend, Florida (64 for 3,066) | 2016 |
| 6. 47.7— Joseph Charlton, South Carolina (68 for 3,244) | 2019 |
| 7. 47.5— Johnny Townsend, Florida (64 for 3,043) | 2017 |
| 47.5— Trevor Daniel, Tennessee (70 for 3,323) | 2017 |
| 9. 47.2— JK Scott, Alabama (64 for 3,020) | 2016 |
| 10. 46.9— Terry Daniel, Auburn (51 for 2,393) | 1993 |

*NCAA Record

SEASON: (Min. 75 punts)

| | |
|---|------|
| 1. 46.6— Bill Marinangel, Vanderbilt (77 for 3,586) | 1996 |
| 2. 45.5— Shane Tripucka, Texas A&M (83 for 3,776) | 2017 |
| 3. 45.4— Johnny Townsend, Florida (83 for 3,765) | 2015 |
| 4. 45.3— Bill Smith, Ole Miss (79 for 3,581) | 1985 |
| 5. 43.6— Ryan Tydlacka, Kentucky (79 for 3,448) | 2011 |
| 6. 43.2— Jim Miller, Ole Miss (76 for 3,283) | 1978 |
| 7. 42.9— Corey Fatony, Missouri (81 for 3,477) | 2015 |
| 8. 42.2— Dick McGowen, Auburn (92 for 3,883) | 1939 |
| 9. 41.6— Julian Fagan, Ole Miss (75 for 3,120) | 1968 |
| 10. 41.5— Jerry Shuford, Vanderbilt (79 for 3,281) | 1965 |

SEASON (Min. 100 punts)

| | |
|--|------|
| 1. 43.5— Ralph Kercheval, Kentucky (101 for 4,394) | 1933 |
|--|------|

CAREER: (Min. 100 punts)

| | |
|---|------------|
| 1. 46.0— Max Duffy, Kentucky (151 for 6,940) | 2018-20 |
| 2. 45.9— Trevor Daniel, Tennessee (200 for 9,185) | 2013-17 |
| 3. 45.8— Jake Camarda, Georgia (187 for 8,561) | 2018-21 |
| 4. 45.7— Johnny Townsend, Florida (176 for 8,047) | 2014-17 |
| 5. 45.6— Ricky Anderson, Vanderbilt (111 for 5,067) | 1983-84 |
| 45.6— JK Scott, Alabama (243 for 11,074) | 2014-17 |
| 7. 45.5— Drew Kaser, Texas A&M (108 for 4,913) | 2011-14 |
| 45.5— Jake Camarda, Georgia (140 for 6,364 yards) | 2018- |
| 45.5— Joseph Charlton, South Carolina (176 for 7,786) | 2015-19 |
| 10. 45.4— Drew Butler, Georgia (167 for 7,589 yards) | 2008-11 |
| 11. 45.0— JK Scott, Alabama (125 for 5,734 yards) | 2014-15 |
| 12. 44.6— Tyler Campbell, Ole Miss (226 for 10,075) | 2009-13 |
| 44.6— Brad Wing, LSU (118 for 5,261) | 2011-12 |
| 14. 44.5— Terry Daniel, Auburn (169 for 7,522) | 1992-94 |
| 44.5— Johnny Townsend, Florida (112 for 4,982) | 2013, 2015 |
| 16. 44.4— Glenn Pakulak, Kentucky (134 for 5,954) | 2000-02 |
| 44.4— Ray Criswell, Florida (161 for 7,153) | 1982-85 |
| 18. *44.3— Bill Smith, Ole Miss (254 for 11,260) | 1983-86 |
| 44.3— Shane Tripucka, Texas A&M (154 for 6,826) | 2015-17 |
| 20. 44.0— Zach Von Rosenberg, LSU (193 for 8,484) | 2017-20 |

*NCAA Record (Minimum 250 punts)

PUNT RETURNS

MOST RETURNS

GAME:

| | |
|---|------|
| 1. 17— A.B. Stubbs, Mississippi State vs. TCU (122 yards) | 1936 |
| 2. 11— Bobby Herrington, Mississippi State vs. Southwestern (116 yards) | 1933 |
| 3. 9— Bobby Jordan, Auburn vs. Clemson | 1952 |
| 9— Mike Siganos, Kentucky vs. Tennessee (85 yards) | 1976 |
| 5. 8— Harry Gilmer, Alabama vs. Tennessee | 1946 |
| 8— J.P. Moore, Vanderbilt vs. Florida | 1946 |
| 8— Lee Nalley, Vanderbilt vs. Ole Miss | 1948 |
| 8— Doug Cunningham, Ole Miss vs. Southern Miss (102 yards) | 1966 |
| 8— Thomas Bailey, Auburn vs. Georgia Southern (62 yards) | 1991 |

RECORDS AND RESULTS

| | | |
|----|---|------|
| 8— | Jason Armstead, Ole Miss vs. Memphis (157 yards) | 2002 |
| 8— | Robert Dunn, Auburn vs. Arkansas (58 yards) | 2007 |
| 8— | Dustin Harris, Texas A&M vs. South Carolina State (246 yards) | 2012 |

SEASON:

| | | | |
|-----|-----|--|------|
| 1. | 45— | Willie Shelby, Alabama (396 yards) | 1975 |
| 2. | 43— | Lee Nalley, Vanderbilt (791 yards) | 1948 |
| | 43— | Mike Siganos, Kentucky (308 yards) | 1977 |
| | 43— | Mike Espy, Ole Miss (369 yards) | 2003 |
| 5. | 42— | Bobby Majors, Tennessee (437 yards) | 1971 |
| | 42— | Eddie Brown, Tennessee (429 yards) | 1972 |
| | 42— | Greg Richardson, Alabama (393 yards) | 1986 |
| | 42— | Thomas Bailey, Auburn (528 yards) | 1991 |
| | 42— | Cyrus Jones, Alabama (530 yards) | 2015 |
| 10. | 41— | Wallace Brown, Florida | 1934 |
| | 41— | Sammy Grezaffi, LSU (369 yards) | 1967 |
| | 41— | Eric Parker, Tennessee (387 yards) | 1999 |
| | 41— | Javier Arenas, Alabama (650 yards) | 2008 |

CAREER:

| | | | |
|----|------|---|---------|
| 1. | 125— | Greg Richardson, Alabama (1,011 yards) | 1983-86 |
| | 125— | Thomas Bailey, Auburn (1,170 yards) | 1991-94 |
| | 125— | Javier Arenas, Alabama (1,752 yards) | 2006-09 |
| 4. | 121— | Tony James, Mississippi State (1,332 yards) | 1989-92 |
| 5. | 117— | Bobby Majors, Tennessee (1,163 yards) | 1969-71 |
| | 117— | Brandon James, Florida (1,371 yards) | 2006-09 |
| 7. | 114— | Damien Gary, Georgia (1,253 yards) | 2000-03 |
| 8. | 113— | Mike Siganos, Kentucky (789 yards) | 1975-77 |
| 9. | 109— | Lee Nalley, Vanderbilt (1,695 yards) | 1947-49 |

YARDS RETURNED

GAME:

| | | | |
|----|------|--|------|
| 1. | 246— | Dustin Harris, Texas A&M vs. South Carolina State (8 returns) | 2012 |
| 2. | 203— | Lee Nalley, Vanderbilt vs. Kentucky (6 returns) | 1948 |
| 3. | 202— | Buzy Rosenberg, Georgia vs. Oregon State (5 returns) | 1971 |
| 4. | 195— | Andy Molls, Kentucky vs. Vanderbilt (6 returns) | 1981 |
| 5. | 180— | Marcus Murphy, Missouri vs. Southeastern Louisiana (5 returns) | 2012 |
| 6. | 178— | Joe Adams, Arkansas vs. Missouri State (6 returns) | 2011 |
| 7. | 173— | Mike Fuller, Auburn vs. Chattanooga (3 returns) | 1974 |
| 8. | 169— | Norman Jefferson, LSU vs. Ole Miss (7 returns) | 1983 |
| 9. | 157— | Bobby Herrington, Mississippi State vs. Vanderbilt (8 returns) | 1933 |
| | 157— | Terry Fair, Tennessee vs. Auburn (7 returns) | 1997 |
| | 157— | Jason Armstead, Ole Miss vs. Memphis (8 returns) | 2002 |
| | 157— | Patrick Peterson, LSU vs. North Carolina (4 returns) | 2010 |

SEASON:

| | | | |
|-----|-------|--|------|
| 1. | *791— | Lee Nalley, Vanderbilt (43 returns) | 1948 |
| 2. | 650— | Javier Arenas, Alabama (41 returns) | 2008 |
| 3. | 544— | Derek Abney, Kentucky (36 returns) | 2002 |
| 4. | 539— | Pinky Rohm, LSU (35 returns) | 1937 |
| 5. | 530— | Cyrus Jones, Alabama (42 returns) | 2015 |
| 6. | 528— | Thomas Bailey, Auburn (42 returns) | 1991 |
| 7. | 510— | Brandon James, Florida (37 returns) | 2008 |
| 8. | 502— | Mike Fuller, Auburn (30 returns) | 1974 |
| 9. | 499— | Domanick Davis, LSU (36 returns) | 2002 |
| 10. | 498— | Junie Hovious, Ole Miss (36 returns) | 1940 |
| | 498— | Lee Nalley, Vanderbilt (35 returns) | 1949 |

*—NCAA Record

CAREER:

| | | | |
|-----|--------|---|---------|
| 1. | 1,752— | Javier Arenas, Alabama (125 returns) | 2006-09 |
| 2. | 1,695— | Lee Nalley, Vanderbilt (109 returns) | 1947-49 |
| 3. | 1,371— | Brandon James, Florida (117 returns) | 2006-09 |
| 4. | 1,332— | Tony James, Mississippi State (121 returns) | 1989-92 |
| 5. | 1,253— | Damien Gary, Georgia (114 returns) | 2000-03 |
| 6. | 1,170— | Thomas Bailey, Auburn (125 returns) | 1991-94 |
| 7. | 1,163— | Bobby Majors, Tennessee (117 returns) | 1969-71 |
| 8. | 1,142— | Junie Hovious, Ole Miss (84 returns) | 1938-41 |
| 9. | 1,126— | Domanick Davis, LSU (94 returns) | 1999-02 |
| 10. | 1,119— | Harry Gilmer, Alabama (83 returns) | 1944-47 |

YARDS PER RETURN

GAME: (Min. 3)

| | | | |
|----|-------|---|------|
| 1. | 57.7— | Mike Fuller, Auburn vs. Chattanooga (3 for 173) | 1974 |
| 2. | 48.3— | Joe Labruzzo, LSU vs. Rice (3 for 145) | 1963 |
| 3. | 47.0— | Eddie Kennison, LSU vs. Mississippi State (3 for 141) | 1994 |
| 4. | 45.0— | Bert Rechichar, Tennessee vs. Wash. & Lee (3 for 135) | 1950 |
| 5. | 40.6— | Harry Gilmer, Alabama vs. Georgia (3 for 122) | 1947 |
| 6. | 40.4— | Buzy Rosenberg, Georgia vs. Oregon State (5 for 202) | 1971 |

| | | | |
|-----|-------|--|------|
| 7. | 40.0— | Joe Adams, Arkansas vs. Ole Miss (3 for 120) | 2010 |
| 8. | 39.3— | Richaud Floyd, Missouri vs. Vanderbilt (3 for 118) | 2017 |
| 9. | 38.7— | Cory Peterson, Ole Miss vs. SMU (3 for 116) | 1998 |
| 10. | 37.8— | Will Glover, Ole Miss vs. Chattanooga (4 for 151) | 1947 |

SEASON: (Min. 10)

| | | | |
|-----|--------|---|------|
| 1. | 26.7— | Hal Griffin, Florida (10 for 267) | 1947 |
| 2. | *25.9— | Bill Blackstock, Tennessee (12 for 311) | 1951 |
| 3. | 25.2— | Ken Phares, Mississippi State (10 for 252) | 1971 |
| 4. | 24.4— | Jaylen Waddle, Alabama (20 for 487) | 2019 |
| 5. | 23.9— | Hal Griffin, Florida (13 for 310) | 1946 |
| 6. | 23.0— | Eddie Jackson, Alabama (11 for 253) | 2016 |
| 7. | 22.6— | Rafael Little, Kentucky (14 for 317) | 2006 |
| 8. | 21.7— | Marcus Rhoden, Mississippi State (19 for 413) | 1965 |
| | 21.7— | Christian Kirk, Texas A&M (13 for 282) | 2016 |
| 10. | 21.5— | DeVonta Smith, Alabama (11 for 237) | 2020 |

SEASON: (Min. 20)

| | | | |
|----|-------|---|------|
| 1. | 24.4— | Jaylen Waddle, Alabama (20 for 487) | 2019 |
| 2. | 19.1— | Mike Fuller, Auburn (20 for 381) | 1973 |
| 3. | 18.5— | Skyler Green, LSU (25 for 462) | 2003 |
| 4. | 18.4— | Rick Kimbrough, Ole Miss (20 for 368) | 1973 |
| 5. | 18.1— | Harry Gilmer, Alabama (21 for 381) | 1947 |

SEASON: (Min. 40)

| | | | |
|----|-------|---|------|
| 1. | 18.4— | Lee Nalley, Vanderbilt (43 for 791) | 1948 |
|----|-------|---|------|

CAREER: (Min. 50)

| | | | |
|----|-------|--|-------------|
| 1. | 17.7— | Mike Fuller, Auburn (50 for 883) | 1973-74 |
| 2. | 15.4— | Dicky Lyons, Kentucky (69 for 1,065) | 1966-68 |
| 3. | 14.9— | Thomas Flowers, Georgia (55 for 821) | 2004-07 |
| 4. | 14.7— | Bert Rechichar, Tennessee (55 for 808) | 1949-51 |
| 5. | 14.5— | Tom McWilliams, Mississippi State (55 for 795) | 1944, 46-48 |

CAREER: (Min. 100)

| | | | |
|----|-------|---|---------|
| 1. | 15.6— | Lee Nalley, Vanderbilt (109 for 1,695) | 1947-49 |
| 2. | 14.0— | Javier Arenas, Alabama (125 for 1,752) | 2006-09 |
| 3. | 11.0— | Tony James, Mississippi State (121 for 1,332) | 1989-92 |
| | 11.0— | Damien Gary, Georgia (114 for 1,253) | 2000-03 |
| 5. | 9.9— | Bobby Majors, Tennessee (117 for 1,163) | 1969-71 |
| 6. | 9.4— | Thomas Bailey, Auburn (125 for 1,170) | 1991-94 |
| 7. | 9.1— | Trey Gainous, Auburn (105 for 954) | 1983-86 |
| 8. | 8.1— | Greg Richardson, Alabama (125 for 1,011) | 1983-86 |

PUNT RETURN TOUCHDOWNS

GAME:

| | | | |
|----|----|--|------|
| 1. | 2— | Tommy Casanova, LSU vs. Ole Miss | 1970 |
| | 2— | Buzy Rosenberg, Georgia vs. Oregon State | 1971 |
| | 2— | David Langner, Auburn vs. Alabama | 1972 |
| | 2— | Mike Fuller, Auburn vs. Chattanooga | 1974 |
| | 2— | Jacquez Green, Florida vs. Kentucky | 1996 |
| | 2— | Derek Abney, Kentucky vs. Mississippi State | 2002 |
| | 2— | Joe Adams, Arkansas vs. Missouri State | 2011 |
| | 2— | Marcus Murphy, Missouri vs. Southeastern Louisiana | 2012 |
| | 2— | Cyrus Jones, Alabama vs. Charleston Southern | 2015 |
| | 2— | Christian Kirk, Texas A&M | 2016 |

SEASON:

| | | | |
|----|----|--|------|
| 1. | 4— | Derek Abney, Kentucky | 2002 |
| | 4— | Joe Adams, Arkansas | 2011 |
| | 4— | Cyrus Jones, Alabama | 2015 |
| 4. | 3— | Pinky Rohm, LSU | 1937 |
| | 3— | Lee Nalley, Vanderbilt | 1948 |
| | 3— | Marcus Rhoden, Mississippi State | 1965 |
| | 3— | Mike Fuller, Auburn | 1974 |
| | 3— | David Palmer, Alabama | 1991 |
| | 3— | Javier Arenas, Alabama | 2008 |
| | 3— | Marcus Murphy, Missouri | 2012 |

CAREER:

| | | | |
|----|----|---|---------|
| 1. | 7— | Javier Arenas, Alabama | 2006-09 |
| 2. | 6— | Derek Abney, Kentucky | 2000-03 |
| | 6— | Christian Kirk, Texas A&M | 2015-17 |
| 4. | 5— | Lee Nalley, Vanderbilt | 1947-49 |
| | 5— | Joe Adams, Arkansas | 2008-11 |
| | 5— | Isaiah McKenzie, Georgia | 2014-15 |
| | 5— | Christian Kirk, Texas A&M | 2015-17 |
| 8. | 4— | Tom McWilliams, Mississippi State | 1944-48 |
| | 4— | Bobby Majors, Tennessee | 1969-71 |
| | 4— | Steve Tannen, Florida | 1967-69 |
| | 4— | Buzy Rosenberg, Georgia | 1970-72 |
| | 4— | David Palmer, Alabama | 1991-93 |



RECORDS AND RESULTS

| | | |
|----|------------------------|---------|
| 4— | Jacquez Green, Florida | 1995-97 |
| 4— | Skylar Green, LSU | 2002-05 |
| 4— | Brandon James, Florida | 2006-09 |
| 4— | Cyrus Jones, Alabama | 2012-15 |

LONG PUNT RETURNS

GAME:

| | | | |
|----|------|--|------|
| 1. | 100— | Howard Bryan, Tulane vs. Georgia Tech | 1933 |
| | 100— | Bert Rechichar, Tennessee vs. Washington & Lee | 1950 |
| | 100— | Jim Campagna, Georgia vs. Vanderbilt | 1952 |
| | 100— | Eddie Kennison, LSU vs. Mississippi State | 1994 |
| | 100— | Felix Jones, Arkansas vs. Ole Miss | 2006 |
| 7. | 98— | Ray Hapes, Ole Miss vs. SW Louisiana | 1935 |
| 8. | 97— | Hal Griffin, Florida vs. Miami | 1946 |
| | 97— | Dicky Lyons, Kentucky vs. Houston | 1966 |
| | 97— | Joe Adams, Arkansas vs. Ole Miss | 2010 |

KICKOFF RETURNS

MOST RETURNS

GAME:

| | | | |
|----|----|--|------|
| 1. | 8— | Kwane Doster, Vanderbilt vs. Ole Miss (243 yards) | 2002 |
| | 8— | Javier Arenas, Alabama vs. LSU (168 yards) | 2007 |
| | 8— | Chris Culliver, South Carolina vs. Arkansas (225 yards) | 2007 |
| | 8— | Cobi Hamilton, Arkansas vs. Auburn (142 yards) | 2010 |
| | 8— | Warren Norman, Vanderbilt vs. Georgia (155 yards) | 2010 |
| 6. | 7— | Doug Matthews, Vanderbilt vs. Florida (168 yards) | 1969 |
| | 7— | Jeff Peeples, Vanderbilt vs. Ole Miss (138 yards) | 1970 |
| | 7— | Willie Gault, Tennessee vs. USC (123 yards) | 1981 |
| | 7— | Kio Sanford, Kentucky vs. Tennessee (133 yards) | 1994 |
| | 7— | Fred Talley, Arkansas vs. Boise State (135 yards) | 2000 |
| | 7— | Ronald Hatcher, Vanderbilt vs. Florida (122 yards) | 2001 |
| | 7— | Fred Reid, Mississippi State vs. Kentucky (176 yards) | 2002 |
| | 7— | Nick Turner, Mississippi State vs. Tennessee (163 yards) | 2003 |
| | 7— | Trindon Holliday, LSU vs. Georgia (164 yards) | 2008 |
| | 7— | Trindon Holliday, LSU vs. Florida (141 yards) | 2008 |
| | 7— | Leon Berry, Mississippi State vs. Florida (184 yards) | 2009 |
| | 7— | Leon Berry, Mississippi State vs. Auburn (186 yards) | 2009 |
| | 7— | Jeff Scott, Ole Miss vs. LSU (188 yards) | 2010 |
| | 7— | Bryce Sherman, South Carolina vs. Arkansas (145 yards) | 2010 |
| | 7— | Brandon Boykin, Georgia vs. South Carolina (184 yards) | 2011 |
| | 7— | Mychal Bailey, Kentucky vs. Florida (148 yards) | 2011 |
| | 7— | D'Arthur Cowan, Arkansas vs. Mississippi State (108 yards) | 2012 |
| | 7— | Odell Beckham, Jr., LSU vs. Georgia (175 yards) | 2013 |
| | 7— | Christian Jones, Alabama vs. Ohio State (102 yards) | 2014 |
| | 7— | Lynn Bowden Jr., Kentucky vs. Louisville (110 yards) | 2017 |

SEASON:

| | | | |
|-----|-----|---|------|
| 1. | 46— | Demond Washington, Auburn (1,117 yards) | 2010 |
| 2. | 41— | Dennis Johnson, Arkansas (905 yards) | 2008 |
| 3. | 40— | Dennis Johnson, Arkansas (1,031 yards) | 2009 |
| | 40— | Warren Norman, Vanderbilt (1,050 yards) | 2009 |
| 5. | 38— | Brandon Boykin, Georgia (988 yards) | 2009 |
| | 38— | Brandon Boykin, Georgia (850 yards) | 2011 |
| | 38— | Leon Berry, Mississippi State (1,015 yards) | 2009 |
| 8. | 37— | Christian Jones (851 yards) | 2014 |
| | 37— | Lynn Bowden Jr., Kentucky (869 yards) | 2017 |
| 10. | 35— | Boo Williams, South Carolina (760 yards) | 1998 |
| | 35— | Mike Wallace, Ole Miss (861 yards) | 2008 |
| | 35— | Bryce Sherman, South Carolina (713 yards) | 2010 |

CAREER:

| | | | |
|----|------|---|-------------|
| 1. | 119— | Dennis Johnson, Arkansas (2,784 yards) | 2008-12 |
| 2. | 112— | Brandon James, Florida (2,718 yards) | 2006-09 |
| | 112— | Derek Pegues, Mississippi State (2,948 yards) | 2005-08 |
| 4. | 110— | Brandon Boykin, Georgia (2,663 yards) | 2008-11 |
| 5. | 108— | Darius Sims, Vanderbilt (2,558 yards) | 2013-16 |
| 6. | 107— | Mark Johnson, Vanderbilt (2,263 yards) | 1986-88, 90 |
| 7. | 106— | Chris Culliver, South Carolina (2,476 yards) | 2007-2010 |
| 8. | 96— | Jaylen Walton, Ole Miss (2,036 yards) | 2015 |
| 9. | 95— | Domanick Davis, LSU (2,168 yards) | 1999-02 |
| | 95— | Derek Abney, Kentucky (2,315 yards) | 2000-03 |

YARDS RETURNED

GAME:

| | | | |
|-----|------|--|------|
| 1. | 243— | Kwane Doster, Vanderbilt vs. Ole Miss (8 returns) | 2002 |
| 2. | 222— | Chris Culliver, South Carolina (8 returns) | 2007 |
| 3. | 217— | Darius Sims, Vanderbilt vs. South Carolina (3 returns) | 2014 |
| 4. | 207— | LaMarcus Coker, Tennessee (6 returns) | 2007 |
| 5. | 202— | Demond Washington, Auburn vs. Georgia | 2009 |
| | 202— | Mike Wallace, Ole Miss vs. Vanderbilt (6 returns) | 2008 |
| 7. | 197— | Kerry Goode, Alabama vs. Boston College (4 returns) | 1984 |
| 8. | 196— | George Ranager, Alabama vs. Auburn (5 returns) | 1969 |
| | 196— | Kenyon Drake, Alabama vs. Clemson (5 returns) | 2015 |
| 10. | 191— | Derrick Locke, Kentucky vs. Louisville (4 returns) | 2009 |
| 11. | 190— | Scott Woerner, Georgia vs. Kentucky (6 returns) | 1977 |
| 12. | 188— | Jeff Scott, Ole Miss vs. LSU (7 returns) | 2010 |
| 13. | 187— | Brandon Boykin, Georgia vs. South Carolina (4 returns) | 2009 |
| 14. | 186— | Leon Berry, Mississippi State (7 returns) | 2009 |
| 15. | 185— | Keenan Burton, Kentucky vs. Louisville (5 returns) | 2006 |
| 16. | 184— | Brandon Boykin, Georgia vs. South Carolina (7 returns) | 2011 |

SEASON:

| | | | |
|-----|--------|--|------|
| 1. | 1,117— | Demond Washington, Auburn (46 returns) | 2010 |
| 2. | 1,050— | Warren Norman, Vanderbilt (40 returns) | 2009 |
| 3. | 1,031— | Dennis Johnson, Arkansas (40 returns) | 2009 |
| 4. | 1,015— | Leon Berry, Mississippi State (38 returns) | 2009 |
| 5. | 988— | Brandon Boykin, Georgia (38 returns) | 2009 |
| 6. | 932— | Patrick Peterson, LSU (32 returns) | 2010 |
| 7. | 905— | Dennis Johnson, Arkansas (41 returns) | 2008 |
| 8. | 869— | Lynn Bowden Jr., Kentucky (37 returns) | 2017 |
| 9. | 863— | David Oku, Tennessee (33 returns) | 2009 |
| 10. | 861— | Mike Wallace, Ole Miss (35 returns) | 2008 |
| 11. | 851— | Christian Jones, Alabama (37 returns) | 2014 |
| 12. | 850— | Brandon Boykin, Georgia (38 returns) | 2011 |
| 13. | 845— | Odell Beckham, Jr., LSU (32 returns) | 2013 |
| 14. | 841— | Brandon James, Florida (30 returns) | 2007 |
| 15. | 825— | Brandon Boykin, Georgia (34 returns) | 2010 |
| 16. | 823— | D.J. Moore, Vanderbilt (32 returns) | 2007 |

CAREER:

| | | | |
|-----|--------|---|-------------|
| 1. | 2,784— | Dennis Johnson, Arkansas (119 returns) | 2008-12 |
| 2. | 2,718— | Brandon James, Florida (112 returns) | 2006-09 |
| 3. | 2,663— | Brandon Boykin, Georgia (110 returns) | 2008-11 |
| 4. | 2,558— | Darius Sims, Vanderbilt (108 returns) | 2013-16 |
| 5. | 2,498— | Derek Pegues, Mississippi State (112 returns) | 2005-08 |
| 6. | 2,476— | Chris Culliver, South Carolina (106 returns) | 2007-10 |
| 7. | 2,315— | Derek Abney, Kentucky (95 returns) | 2000-03 |
| 8. | 2,263— | Mark Johnson, Vanderbilt (107 returns) | 1986-88, 90 |
| 9. | 2,168— | Domanick Davis, LSU (95 returns) | 1999-02 |
| 10. | 2,166— | Javier Arenas, Alabama (90 returns) | 2006-09 |
| 11. | 2,111— | Andre Debose, Florida (79 returns) | 2009-14 |
| 12. | 2,036— | Jaylen Walton, Ole Miss (96 returns) | 2012-15 |
| 13. | 2,004— | Tony Jackson, Vanderbilt (85 returns) | 1989-93 |
| 14. | 1,862— | Tony James, Mississippi State (78 returns) | 1989-92 |
| 15. | 1,854— | Willie Gault, Tennessee (78 returns) | 1979-82 |

YARDS PER RETURN

SEASON: (Min. 20)

| | | | |
|-----|-------|---|------|
| 1. | 38.3— | Evan Berry, Tennessee (21 for 804) | 2015 |
| 2. | 29.6— | Felix Jones, Arkansas (22 for 652) | 2007 |
| 3. | 29.2— | Solomon Patton, Florida (22 for 642) | 2013 |
| 4. | 28.0— | Brandon James, Florida (30 for 841) | 2007 |
| | 28.0— | Cordarrelle Patterson, Tennessee (24 for 671) | 2012 |
| 6. | 27.9— | Dan Bland, Mississippi State (20 for 558) | 1964 |
| | 27.9— | Andre Debose, Florida (21 for 587) | 2010 |
| 8. | 27.8— | Derrick Locke, Kentucky (23 for 639) | 2009 |
| 9. | 27.6— | Willie Gault, Tennessee (24 for 662) | 1980 |
| 10. | 27.5— | James Brooks, Auburn (21 for 577) | 1979 |

SEASON: (Min. 30)

| | | | |
|-----|-------|--|------|
| 1. | 28.7— | Christian Jones, Alabama (37 for 851) | 2014 |
| 2. | 28.0— | Brandon James, Florida (30 for 841) | 2007 |
| 3. | 26.8— | Derek Abney, Kentucky (30 for 804) | 2002 |
| 4. | 26.7— | Leon Berry, Mississippi State (38 for 1,015) | 2009 |
| 5. | 26.4— | Odell Beckham, Jr., LSU (32 for 845) | 2013 |
| 6. | 26.2— | Warren Norman, Vanderbilt (40 for 1,050) | 2009 |
| | 26.2— | David Oku, Tennessee (33 for 863) | 2009 |
| 8. | 26.0— | Brandon Boykin, Georgia (38 for 988) | 2009 |
| 9. | 25.8— | Dennis Johnson, Arkansas (40 for 1,031) | 2009 |
| 10. | 25.7— | D.J. Moore, Vanderbilt (32 for 823) | 2007 |
| 11. | 24.9— | Kio Sanford, Kentucky (33 for 820) | 1994 |

RECORDS AND RESULTS

| | | | |
|-----|-------|---|------|
| 12. | 24.8— | Tony Jackson, Vanderbilt (32 for 794) | 1992 |
| 13. | 24.7— | Keenan Burton, Kentucky (31 for 765) | 2006 |
| 14. | 24.6— | Mike Wallace, Ole Miss (35 for 861) | 2008 |
| 15. | 24.5— | Darius Sims, Vanderbilt (31 for 760) | 2014 |

CAREER: (Min. 30)

| | | | |
|----|-------|--|--------------|
| 1. | 34.3— | Evan Berry, Tennessee (53 for 1,820) | 2014-17 |
| 2. | 31.8— | Barion Brown, Kentucky (32 for 1,016) | 2022-present |
| 3. | 30.4— | Lideatrick Griffin, Mississippi State (54 for 1,640) | 2020-23 |
| 4. | 29.0— | Deebo Samuel, South Carolina (42 for 1,219) | 2015-18 |
| 5. | 28.2— | Felix Jones, Arkansas (62 for 1,749) | 2005-07 |
| 6. | 27.7— | Solomon Patton, Florida (39 for 1,079) | 2010-13 |
| 7. | 27.6— | Bo Carroll, Florida (36 for 992) | 1997-99 |
| 8. | 27.1— | Derrick Locke, Kentucky (54 for 1,464) | 2007-10 |
| | 27.1— | Calvin Bird, Kentucky (37 for 1,001) | 1958-60 |
| 9. | 26.7— | Leon Berry, Mississippi State (52 for 1,390) | 2009-10 |
| | 26.7— | Andre Debose, Florida (79 for 2,111) | 2009-14 |

CAREER: (min. 50)

| | | | |
|-----|-------|--|---------|
| 1. | 34.3— | Evan Berry, Tennessee (53 for 1,820) | 2014-17 |
| 2. | 30.4— | Lideatrick Griffin, Mississippi State (54 for 1,640) | 2020-23 |
| 3. | 28.3— | Christian Jones, Alabama (68 for 1,727 yards) | 2011-14 |
| 4. | 28.2— | Felix Jones, Arkansas (62 for 1,749) | 2005-07 |
| 5. | 27.1— | Derrick Locke, Kentucky (54 for 1,464) | 2007-10 |
| 6. | 26.7— | Andre Debose, Florida (79 for 2,111) | 2009-14 |
| | 26.7— | Leon Berry, Mississippi State (52 for 1,390) | 2009-10 |
| 8. | 26.5— | Tristan Davis, Auburn (55 for 1,455) | 2005-08 |
| 9. | 26.0— | Demond Washington, Auburn (62 for 1,614) | 2007-10 |
| 10. | 25.6— | Keenan Burton, Kentucky (67 for 1,715) | 2003-07 |

KICKOFF RETURN TOUCHDOWNS

GAME:

| | | | |
|----|-----|---|------|
| 1. | *2— | Darius Sims, Vanderbilt vs. South Carolina | 2014 |
| | *2— | Jameson Williams, Alabama vs. Southern Miss | 2021 |

* - Ties NCAA Record

SEASON:

| | | | |
|----|----|-------------------------------------|------|
| 1. | 3— | Willie Gault, Tennessee | 1980 |
| | 3— | Brandon Boykin, Georgia | 2009 |
| | 3— | Warren Norman, Vanderbilt | 2009 |
| | 3— | Evan Berry, Tennessee | 2015 |
| | 3— | Barion Brown, Kentucky | 2023 |

CAREER:

| | | | |
|----|----|--|--------------|
| 1. | 4— | Willie Gault, Tennessee | 1979-82 |
| | 4— | Felix Jones, Arkansas | 2005-07 |
| | 4— | Brandon Boykin, Georgia | 2008-11 |
| | 4— | Andre Debose, Florida | 2009-14 |
| | 4— | Marcus Murphy, Missouri | 2010-14 |
| | 4— | Evan Berry, Tennessee | 2014-17 |
| | 4— | Deebo Samuel, South Carolina | 2015-18 |
| | 4— | Barion Brown, Kentucky | 2022-present |

LONG KICKOFF RETURNS

GAME:

| | | | |
|----|------|--|------|
| 1. | 100— | Pat Reen, Florida vs. Miami | 1940 |
| | 100— | Jim Burkett, Alabama vs. Duquesne | 1949 |
| | 100— | Bobby Duke, Auburn vs. Mississippi State | 1953 |
| | 100— | Jimmy Burson, Auburn vs. Tennessee-Chattanooga | 1960 |
| | 100— | Gary Martin, Alabama vs. Miami | 1963 |
| | 100— | Ray Ogden, Alabama vs. Auburn | 1964 |
| | 100— | Sammy Grezaffi, LSU vs. Tennessee | 1967 |
| | 100— | George Ranager, Alabama vs. Auburn | 1969 |
| | 100— | Vernon Studdard, Ole Miss vs. Alabama | 1970 |
| | 100— | Willie Shelby, Alabama vs. Kentucky | 1973 |
| | 100— | Preston Brown, Vanderbilt vs. Ole Miss | 1977 |
| | 100— | Sam DeJarnette, Auburn vs. Mississippi State | 1980 |
| | 100— | Willie Gault, Tennessee vs. Pittsburgh | 1980 |
| | 100— | Glen Young, Mississippi State vs. LSU | 1980 |
| | 100— | Eric Martin, LSU vs. Kentucky | 1981 |
| | 100— | Pate Panuska, Tennessee vs. Maryland | 1984 |
| | 100— | Pierre Goode, Alabama vs. Ole Miss | 1988 |
| | 100— | Kurt Johnson, Kentucky vs. Georgia | 1989 |
| | 100— | Jack Jackson, Florida vs. Mississippi State | 1993 |
| | 100— | Madre Hill, Arkansas vs. LSU | 1994 |
| | 100— | John Avery, Ole Miss vs. LSU | 1996 |
| | 100— | Boo Williams, South Carolina vs. Vanderbilt | 1997 |
| | 100— | John Avery, Ole Miss vs. Alabama | 1997 |

| | | |
|------|---|------|
| 100— | Craig Yeast, Kentucky vs. Florida | 1998 |
| 100— | Peerless Price, Tennessee vs. Alabama | 1998 |
| 100— | Leonard Scott, Tennessee vs. Georgia | 1999 |
| 100— | Bo Carroll, Florida vs. LSU | 1999 |
| 100— | Deuce McAllister, Ole Miss vs. Arkansas | 1999 |
| 100— | Tim Carter, Auburn vs. LSU | 2000 |
| 100— | Derek Abney, Kentucky vs. Florida | 2002 |
| 100— | Fred Reid, Mississippi State vs. Memphis | 2003 |
| 100— | Tyrone Prothro, Alabama vs. Kentucky | 2005 |
| 100— | Felix Jones, Arkansas vs. Mississippi State | 2005 |
| 100— | Keenan Burton, Kentucky vs. Louisville | 2006 |
| 100— | Felix Jones, Arkansas vs. Ole Miss | 2006 |
| 100— | Derrick Locke, Kentucky vs. Western Kentucky | 2008 |
| 100— | Derrick Locke, Kentucky vs. Louisville | 2009 |
| 100— | Brandon Boykin, Georgia vs. South Carolina | 2009 |
| 100— | Brandon Boykin, Georgia vs. Tennessee | 2009 |
| 100— | Brandon Boykin, Georgia vs. Kentucky | 2010 |
| 100— | Todd Gurley, Georgia vs. Buffalo | 2012 |
| 100— | Onterio McCalebb, Auburn vs. Mississippi State | 2012 |
| 100— | Andre Debose, Florida vs. Louisville | 2012 |
| 100— | Jameon Levis, Mississippi State vs. Ole Miss | 2012 |
| 100— | Jaylen Walton, Ole Miss vs. Texas | 2012 |
| 100— | Tre Mason, Auburn vs. Washington State | 2013 |
| 100— | Solomon Patton, Florida vs. Missouri | 2013 |
| 100— | Todd Gurley, Georgia vs. Clemson | 2014 |
| 100— | Darius Sims, Vanderbilt vs. South Carolina | 2014 |
| 100— | Leonard Fournette, LSU vs. Notre Dame | 2014 |
| 100— | Marcus Murphy, Missouri vs. Florida | 2014 |
| 100— | Evan Berry, Tennessee vs. Kentucky | 2015 |
| 100— | Brandon Holloway, Mississippi State vs. Southern Miss | 2015 |
| 100— | Deebo Samuel, South Carolina vs. Western Carolina | 2016 |
| 100— | Evan Berry, Tennessee vs. South Carolina | 2016 |
| 100— | Christian Kirk, Texas A&M vs. Arkansas | 2017 |
| 100— | Jashaun Corbin, Texas A&M vs. Arkansas | 2018 |
| 100— | Jameson Williams, Alabama vs. Southern Miss | 2021 |
| 100— | Lideatrick Griffin, Mississippi State vs. NC State | 2021 |
| 100— | Xavier Legette, South Carolina vs. Texas A&M | 2022 |
| 100— | Barion Brown, Kentucky vs. Louisville | 2023 |
| 100— | Barion Brown, Kentucky vs. Clemson | 2023 |

MISSED FIELD GOAL RETURNS

LONG MISSED FIELD GOAL RETURNS

GAME:

| | | | |
|----|------|---|------|
| 1. | 100— | Odell Beckham, Jr., LSU vs. UAB | 2013 |
| | 100— | Chris Davis, Auburn vs. Alabama | 2013 |

TOTAL KICK RETURNS

MOST RETURNS

SEASON:

| | | | |
|-----|-----|---|------|
| 1. | 69— | Brandon James, Florida (37 PR, 32 KOR) | 2008 |
| 2. | 67— | Javier Arenas, Alabama (41 PR, 26 KOR) | 2008 |
| 3. | 66— | Thomas Bailey, Auburn (42 PR, 24 KOR) | 1991 |
| | 66— | Derek Abney, Kentucky (36 PR, 30 KOR) | 2002 |
| 5. | 61— | Tony James, Mississippi State (40 PR, 21 KOR) | 1989 |
| | 61— | Derek Abney, Kentucky (29 PR, 32 KOR) | 2003 |
| 7. | 60— | Domanick Davis, LSU (36 PR, 24 KOR) | 2002 |
| 8. | 59— | Willie Gault, Tennessee (31 PR, 28 KOR) | 1981 |
| | 59— | Randall Cobb, Kentucky (28 PR, 31 KOR) | 2010 |
| 10. | 58— | Sammy Grezaffi, LSU (41 PR, 17 KOR) | 1967 |

CAREER:

| | | | |
|-----|------|--|---------|
| 1. | 229— | Brandon James, Florida (117 PR, 112 KOR) | 2006-09 |
| 2. | 215— | Javier Arenas, Alabama (125 PR, 90 KOR) | 2006-09 |
| 3. | 199— | Tony James, Mississippi State (121 PR, 78 KOR) | 1989-92 |
| | 199— | Thomas Bailey, Auburn (125 PR, 74 KOR) | 1991-94 |
| 5. | 190— | Derek Pegues, Mississippi State (78 PR, 112 KOR) | 2005-08 |
| 6. | 189— | Domanick Davis, LSU (94 KOR, 95 PR) | 1999-02 |
| 7. | 183— | Derek Abney, Kentucky (88 PR, 95 KOR) | 2000-03 |
| 8. | 156— | Willie Gault, Tennessee (78 PR, 78 KOR) | 1979-82 |
| 9. | 139— | Preston Brown, Vanderbilt (59 PR, 80 KOR) | 1976-79 |
| 10. | 138— | Kurt Johnson, Kentucky (64 PR, 74 KOR) | 1989-92 |



RECORDS AND RESULTS

MOST RETURN YARDS

GAME:

| | | | |
|-----|------|---|------|
| 1. | 266— | Nick Turner, Mississippi State vs. Tennessee (4/103 PR, 7/163 KOR)..... | 2003 |
| 2. | 243— | Kwane Doster, Vanderbilt vs. Ole Miss (243 KOR)..... | 2002 |
| 3. | 237— | Javier Arenas, Alabama vs. LSU (3/69 PR, 8/168 KOR)..... | 2007 |
| 4. | 235— | Dicky Lyons, Kentucky vs. LSU (4/75 PR, 4/160 KOR)..... | 1967 |
| 5. | 225— | Chris Culliver, South Carolina vs. Arkansas (8/225 KOR)..... | 2007 |
| 6. | 223— | Derek Abney, Kentucky vs. Florida (4/69 PR, 4/154 KOR)..... | 2002 |
| 7. | 218— | Derek Pegues, Mississippi State vs. Arkansas (3/69 PR, 5/149 KOR)..... | 2007 |
| 8. | 217— | Darius Sims, Vanderbilt vs. South Carolina (3/217 KOR)..... | 2014 |
| 9. | 212— | Javier Arenas, Alabama (5/147 PR, 2/65 KOR)..... | 2008 |
| 10. | 210— | Dale Carter, Tennessee vs. Kentucky (4/62 PR, 4/148 KOR)..... | 1990 |

SEASON:

| | | | |
|-----|--------|---|------|
| 1. | 1,348— | Derek Abney, Kentucky (36/544 PR, 30/804 KOR)..... | 2002 |
| 2. | 1,264— | Javier Arenas, Alabama (650 PR, 614 KOR)..... | 2008 |
| 3. | 1,248— | Brandon James, Florida (37/510 PR, 32/738 KOR)..... | 2008 |
| 4. | 1,119— | Thomas Bailey, Auburn (42/528 PR, 24/591 KOR)..... | 1991 |
| 5. | 1,117— | Demond Washington, Auburn (0/0 PR, 46/1,117 KOR)..... | 2010 |
| 6. | 1,084— | Leon Berry, Mississippi State (9/69 PR, 38/1015 KOR)..... | 2009 |
| 7. | 1,095— | Brandon James, Florida (14/254 PR, 30/841 KOR)..... | 2007 |
| 8. | 1,059— | Domanick Davis, LSU (36/499 PR, 24/560 KOR)..... | 2002 |
| 9. | 1,057— | Derek Abney, Kentucky (29/285 PR, 32/772 KOR)..... | 2003 |
| 10. | 1,050— | Warren Norman, Vanderbilt (0 PR, 1,050 KOR)..... | 2009 |

CAREER:

| | | | |
|----|--------|---|---------|
| 1. | 4,089— | Brandon James, Florida (117/1,371 PR, 112/2,718 KOR)..... | 2006-09 |
| 2. | 3,918— | Javier Arenas, Alabama (1,752 PR, 2,166 KOR)..... | 2006-09 |
| 3. | 3,357— | Derek Abney, Kentucky (88/1,042 PR, 95/2,315 KOR)..... | 2000-03 |
| 4. | 3,294— | Domanick Davis, LSU (94/1126 PR, 95/2168 KOR)..... | 1999-02 |
| 5. | 3,290— | Derek Pegues, Mississippi State (112/2,498 KOR, 78/792 PR)..... | 2005-08 |
| 6. | 3,194— | Tony James, Mississippi State (121/1,332 PR, 78/1,862 KOR)..... | 1989-92 |
| 7. | 3,089— | Brandon James, Florida (83/1,952 KOR, 84/1,127 PR)..... | 2006-09 |
| 8. | 2,843— | Brandon Boykin, Georgia (110/2,663 KOR, 14/180 PR)..... | 2008-11 |
| 9. | 2,837— | Marcus Murphy, Missouri (87/2,036 KOR, 75/801 PR)..... | 2010-14 |
| 9. | 2,811— | Javier Arenas, Alabama (69/1,565 KOR, 91/1,246)..... | 2006-09 |

YARDS PER RETURN

GAME:

| | | | |
|--------|---|--|------|
| 1. | 100.0— | Jashaun Corbin, Texas A&M vs. Arkansas (100 yards, 1 ret.)..... | 2018 |
| 100.0— | Xavier Legette, South Carolina vs. Texas A&M (100 yards, 1 ret.)..... | 2022 | |
| 100.0— | Barion Brown, Kentucky vs. Clemson (100 yards, 1 ret.)..... | 2023 | |
| 4. | 97.0— | Korliss Marshall, Arkansas vs. Northern Illinois (97 yards, 1 ret.)..... | 2014 |
| 5. | 77.0— | Josh Jacobs, Alabama vs. Louisville (77 yards, 1 ret.)..... | 2018 |
| 6. | 72.3— | Darius Sims, Vanderbilt vs. South Carolina (217 yards, 3 rets.)..... | 2014 |
| 7. | 63.5— | Todd Gurley, Georgia vs. Buffalo (127 yards, 2 rets.)..... | 2012 |
| 8. | 58.5— | Barion Brown, Kentucky vs. Ball State (117 yds., 2 rets.)..... | 2023 |
| 9. | 58.3— | Isaiah McKenzie, Georgia vs. Kentucky (175 yards, 3 rets.)..... | 2014 |
| 10. | 55.0— | Quan Bray, Auburn vs. San Jose State (55 yards, 1 ret.)..... | 2014 |

SEASON: (Min. 25)

| | | | |
|-----|-------|--|------|
| 1. | 27.6— | Cordarrelle Patterson, Tennessee (4/101 PR, 24/671 KOR)..... | 2012 |
| 2. | 27.0— | Tristan Davis, Auburn (28/756 KOR)..... | 2007 |
| 3. | 26.5— | Jaylen Waddle, Alabama (20/487 PR, 5/175 KOR)..... | 2019 |
| 4. | 26.2— | David Oku, Tennessee (33/863 KOR)..... | 2009 |
| 5. | 26.0— | Brandon Boykin, Georgia (39/988 KOR)..... | 2009 |
| 6. | 25.8— | Dennis Johnson, Arkansas (40/1,031 KOR)..... | 2009 |
| 7. | 25.7— | D.J. Moore, Vanderbilt (32/823 KOR)..... | 2007 |
| 8. | 24.9— | Brandon James, Florida (14/254 PR, 30/841 KOR)..... | 2007 |
| 9. | 24.4— | Deuce McAllister, Ole Miss (3/30 PR, 25/652 KOR)..... | 1999 |
| 10. | 24.3— | Demond Washington, Auburn (0/0 PR, 46/1,117 KOR)..... | 2010 |

CAREER: (Min. 100)

| | | | |
|-----|-------|--|---------|
| 1. | 23.4— | Dennis Johnson, Arkansas (119/2,784 KOR)..... | 2008-12 |
| 2. | 22.9— | Brandon Boykin, Georgia (110/2,663 KOR, 14/180 PR)..... | 2008-11 |
| 3. | 21.1— | Trindon Holliday, LSU (73/1,806 KOR, 43/695 PR)..... | 2006-09 |
| 4. | 19.1— | Robert Dow, LSU (37/360 PR, 70/1,780 KOR)..... | 1973-76 |
| 5. | 18.5— | Brandon James, Florida (84/1,127 PR, 83/1,962 KOR)..... | 2006-09 |
| 6. | 18.4— | Glen Young, Mississippi State (46/512 PR, 66/1,538 KOR)..... | 1979-82 |
| 7. | 18.3— | Derek Abney, Kentucky (88/1,042 PR, 95/2,315 KOR)..... | 2000-03 |
| 8. | 18.2— | Javier Arenas, Alabama (90/2,166 PR, 125/1,752 KOR)..... | 2006-09 |
| 9. | 18.0— | Dicky Lyons, Kentucky (60/1,065 PR, 56/1,188 KOR)..... | 1966-68 |
| 10. | 17.5— | Corey Harris, Vanderbilt (32/236 PR, 74/1,614 KOR)..... | 1988-91 |

KICK RETURN TOUCHDOWNS

SEASON:

| | | | |
|----|-----|--|------|
| 1. | *6— | Derek Abney, Kentucky (4 PR, 2 KOR)..... | 2002 |
| 2. | 5— | Pinky Rohm, LSU (3 PR, 2 KOR)..... | 1937 |

CAREER:

| | | | |
|-----|--|--|---------|
| 1. | 8— | Derek Abney, Kentucky (6 PR, 2 KOR)..... | 2000-03 |
| 2. | 7— | Javier Arenas, Alabama (7 PR)..... | 2006-09 |
| 7— | Marcus Murphy, Missouri (4 PR, 3 KOR)..... | 2012-14 | |
| 4. | 6— | Lee Nalley, Vanderbilt (5 PR, 1 KOR)..... | 1947-49 |
| 5. | 5— | Pinky Rohm, LSU (3 PR, 2 KOR)..... | 1937 |
| 5— | Willie Gault, Tennessee (1 PR, 4 KOR)..... | 1979-82 | |
| 5— | Tom McWilliams, Mississippi State (4 PR, 1 KOR)..... | 1944-48 | |
| 5— | Brandon James, Florida (4 PR, 1 KOR)..... | 2006-09 | |
| 5— | Joe Adams, Arkansas (5 PR)..... | 2008-11 | |
| 5— | Brandon Boykin, Georgia (4 KOR, 1 PR)..... | 2008-11 | |
| 5— | Andre Debose, Florida (4 KOR, 1 PR)..... | 2009-14 | |
| 5— | Isaiah McKenzie, Georgia (4 PR, 1 KOR)..... | 2014-15 | |
| 13. | 4— | Doug Cunningham, Ole Miss (3 PR, 1 KOR)..... | 1964-66 |
| 4— | Marcus Rhoden, Mississippi State (3 PR, 1 KOR)..... | 1964-66 | |
| 4— | Bobby Majors, Tennessee (4 PR)..... | 1969-71 | |
| 4— | Mike Fuller, Auburn (3 PR, 1 KOR)..... | 1972-74 | |
| 4— | Steve Tannen, Florida (4 PR)..... | 1967-69 | |
| 4— | David Palmer, Alabama (4 PR)..... | 1991-92 | |
| 4— | Jacquez Green, Florida (4 PR)..... | 1995-97 | |
| 4— | Craig Yeast, Kentucky (1 PR, 3 KOR)..... | 1995-98 | |
| 4— | Felix Jones, Arkansas (4 KOR)..... | 2005-07 | |
| 4— | Trindon Holliday, LSU (2 KOR, 2 PR)..... | 2006-09 | |
| 4— | Andre Debose, Florida (4 KOR)..... | 2009-14 | |
| 4— | Deebo Samuel, South Carolina (4 KOR)..... | 2015-18 | |
| 4— | Evan Berry, Tennessee (4 KOR)..... | 2014-17 | |
| 4— | Barion Brown, Kentucky (4 KOR)..... | 2022-present | |

INTERCEPTIONS MOST INTERCEPTIONS

GAME:

| | | | |
|----|---|--|------|
| 1. | 4— | Jack Nix, Mississippi State vs. Arkansas..... | 1939 |
| 4— | Junior Rosegreen, Auburn vs. Tennessee..... | 2004 | |
| 3. | 3— | 47 players; most recent Bryce Thompson, Tennessee vs. UAB..... | 2019 |

SEASON:

| | | | |
|-----|---|--|------|
| 1. | 12— | Terry Hoage, Georgia (51 yards)..... | 1982 |
| 2. | 10— | Bobby Wilson, Ole Miss (70 yards)..... | 1949 |
| 10— | Hootie Ingram, Alabama (163 yards)..... | 1952 | |
| 10— | Jake Scott, Georgia (175 yards)..... | 1968 | |
| 10— | Bobby Majors, Tennessee (177 yards)..... | 1970 | |
| 10— | Ben Smith, Georgia (54 yards)..... | 1989 | |
| 10— | Senquez Golson, Ole Miss (162 yards)..... | 2014 | |

CAREER:

| | | | |
|-----|--|--|---------|
| 1. | 20— | Bobby Wilson, Ole Miss (379 yards)..... | 1946-49 |
| 20— | Chris Williams, LSU (91 yards)..... | 1977-80 | |
| 3. | 19— | Glen Cannon, Ole Miss (180 yards)..... | 1967-69 |
| 19— | Antonio Langham, Alabama (229 yards)..... | 1990-93 | |
| 5. | 18— | Buddy McClinton, Auburn (208 yards)..... | 1967-69 |
| 18— | Tim Priest, Tennessee (305 yards)..... | 1968-70 | |
| 7. | 16— | Harry Gilmer, Alabama (234 yards)..... | 1944-47 |
| 16— | Jake Scott, Georgia (315 yards)..... | 1967-68 | |
| 16— | Mike Jones, Tennessee (305 yards)..... | 1967-69 | |
| 16— | Harry Harrison, Ole Miss (242 yards)..... | 1971-73 | |
| 16— | Jeremiah Castille, Alabama (186 yards)..... | 1979-82 | |
| 16— | John Mangum, Alabama (95 yards)..... | 1986-89 | |
| 16— | Walt Harris, Mississippi State (162 yards)..... | 1992-95 | |
| 16— | Corey Webster, LSU (181 yards)..... | 2001-04 | |
| 16— | Bacarri Rambo, Georgia (293 yards)..... | 2009-12 | |
| 16— | Johnthan Banks, Mississippi State (320 yards)..... | 2009-12 | |
| 16— | Senquez Golson, Ole Miss (232 yards)..... | 2011-14 | |
| 16— | Dominick Sanders, Georgia (381 yards)..... | 2014-17 | |

YARDS RETURNED

GAME:

| | | | |
|----|------|--|------|
| 1. | 162— | Joe Brodsky, Florida vs. Mississippi State (3 int.)..... | 1956 |
| 2. | 155— | Greg Long, Kentucky vs. North Texas State (3 int.)..... | 1981 |

SEASON:

| | | | |
|----|------|--------------------------------------|------|
| 1. | 265— | Eric Berry, Tennessee (7 int.)..... | 2008 |
| 2. | 244— | Joe Brodsky, Florida (5 int.)..... | 1956 |
| 3. | 230— | Eddie Jackson, Alabama (6 int.)..... | 2015 |
| 4. | 222— | Eric Berry, Tennessee (5 int.)..... | 2007 |

RECORDS AND RESULTS

| | | | |
|-----|------|------------------------------------|------|
| 5. | 219— | Greg Jackson, LSU (7 int.) | 1988 |
| 6. | 205— | Dominick Sanders, Georgia (6 int.) | 2015 |
| 7. | 197— | David Hunter, Kentucky (3 int.) | 1968 |
| 8. | 192— | Cedric Donaldson, LSU (7 int.) | 1997 |
| 9. | 191— | Ahmad Black, Florida (7 int.) | 2008 |
| 10. | 189— | Eli Marichich, Georgia (8 int.) | 1948 |

CAREER:

| | | | |
|-----|------|--|---------|
| 1. | 494— | Eric Berry, Tennessee (14 int.) | 2007-09 |
| 2. | 390— | Emmanuel Forbes, Mississippi State (14 int.) | 2020-22 |
| 3. | 381— | Dominick Sanders, Georgia (16 int.) | 2014-17 |
| 4. | 379— | Bobby Wilson, Ole Miss (20 int.) | 1946-49 |
| 5. | 376— | Darryl Bishop, Kentucky (14 int.) | 1971-73 |
| 6. | 362— | Ahmad Black, Florida (13 int.) | 2007-10 |
| 7. | 320— | Johnthan Banks, Mississippi State (16 int.) | 2009-12 |
| 8. | 315— | Jake Scott, Georgia (16 int.) | 1967-68 |
| 9. | 310— | Wilbur Jamerson, Kentucky (11 int.) | 1947-50 |
| 10. | 305— | Mike Jones, Tennessee (16 int.) | 1967-69 |
| | 305— | Tim Priest, Tennessee (18 int.) | 1968-70 |

YARDS PER INTERCEPTION

GAME: (Min. 3)

| | | | |
|----|-------|--|------|
| 1. | 54.0— | Joe Brodsky, Florida vs. Mississippi State (3/162) | 1956 |
| 2. | 51.7— | Greg Long, Kentucky vs. North Texas State (3/155) | 1981 |

SEASON: (Min. 5)

| | | | |
|-----|-------|--|------|
| 1. | 48.8— | Joe Brodsky, Florida (5/244) | 1956 |
| 2. | 44.4— | Eric Berry, Tennessee (5/222) | 2007 |
| 3. | 37.9— | Eric Berry, Tennessee (7/265) | 2008 |
| 4. | 38.3— | Eddie Jackson, Alabama (6/230) | 2015 |
| 5. | 36.6— | Emmanuel Forbes, Mississippi State (5/183) | 2020 |
| 6. | 34.8— | Jerell Norton, Arkansas (5/174) | 2007 |
| 7. | 34.2— | Ahmad Black, Florida (5/171) | 2010 |
| | 34.2— | Dominick Sanders, Georgia (6/205) | 2015 |
| 9. | 32.0— | Bobby Wilson, Ole Miss (5/160) | 1947 |
| 10. | 31.3— | Greg Jackson, LSU (7/219) | 1988 |

SEASON: (Min. 10)

| | | | |
|----|-------|----------------------------------|------|
| 1. | 17.7— | Bobby Majors, Tennessee (10/177) | 1970 |
| 2. | 17.5— | Jake Scott, Georgia, (10/175) | 1968 |
| 3. | 16.3— | Hootie Ingram, Alabama (10/163) | 1952 |

CAREER: (Min. 10)

| | | | |
|-----|-------|---|---------|
| 1. | 35.3— | Eric Berry, Tennessee (14 for 494) | 2007-09 |
| 2. | 28.2— | Wilbur Jamerson, Kentucky (11 for 310) | 1947-50 |
| 3. | 27.9— | Emmanuel Forbes, Mississippi State (14 for 290) | 2020-22 |
| 4. | 27.8— | Ahmad Black, Florida (13 for 362) | 2007-10 |
| 5. | 26.8— | Darryl Bishop, Kentucky (14/376) | 1971-73 |
| 6. | 26.0— | Craig Steltz, LSU (11 for 286) | 2004-07 |
| 7. | 25.5— | Jackie Walker, Tennessee (11/281) | 1969-71 |
| 8. | 24.4— | Eddie Brown, Tennessee (10/244) | 1971-73 |
| 9. | 23.9— | David Langner, Auburn (12/287) | 1971-73 |
| 10. | 23.6— | Greg Jackson, LSU (11/260) | 1985-88 |

CAREER: (Min. 15)

| | | | |
|----|-------|------------------------------------|---------|
| 1. | 23.8— | Dominick Sanders, Georgia (16/381) | 2014-17 |
| 2. | 19.7— | Jake Scott, Georgia (16/315) | 1967-68 |
| 3. | 19.5— | Conrad Graham, Tennessee (15/293) | 1970-72 |
| 4. | 19.1— | Mike Jones, Tennessee (16/305) | 1967-69 |
| | 19.1— | Fred Weary, Florida (15) | 1994-97 |
| 6. | 19.0— | Bobby Wilson, Ole Miss (20/379) | 1946-49 |

INTERCEPTION TOUCHDOWNS

GAME:

| | | | |
|----|-----|---|------|
| 1. | *2— | Joe Brodsky, Florida vs. Mississippi State | 1956 |
| | *2— | Jake Scott, Georgia vs. Kentucky | 1968 |
| | *2— | Darryl Gamble, Georgia vs. LSU | 2008 |
| | *2— | Johnthan Banks, Mississippi State vs. Florida | 2009 |
| | *2— | Minkah Fitzpatrick, Alabama vs. Texas A&M | 2015 |
| | *2— | Maxwell Hairston, Kentucky vs. Vanderbilt | 2023 |

CAREER:

| | | | |
|----|-----|---|---------|
| 1. | *6— | Emmanuel Forbes, Mississippi State (36 games) | 2020-22 |
| 2. | 5— | Jackie Walker, Tennessee (32 games) | 1969-71 |
| 3. | 4— | Trey Wilson, Vanderbilt (49 games) | 2009-12 |
| | 4— | Minkah Fitzpatrick, Alabama (42 games) | 2015-17 |
| | 4— | Brandon Spikes, Florida (47 games) | 2006-09 |
| 6. | 3— | Conrad Graham, Tennessee (33 games) | 1970-72 |
| | 3— | Dallas Owens, Kentucky (44 games) | 1974-77 |
| | 3— | Kevin Porter, Auburn (44 games) | 1984-87 |
| | 3— | Greg Jackson, LSU (44 games) | 1985-88 |

| | | |
|----|--|---------|
| 3— | Antonio Langham, Alabama (34 games) | 1990-93 |
| 3— | Orlando Watters, Arkansas (34 games) | 1991-93 |
| 3— | Brian Robinson, Auburn (33 games) | 1992-94 |
| 3— | Jonathan Zenon, LSU (41 games) | 2004-07 |
| 3— | Derek Pegues, Mississippi State (35 games) | 2005-08 |
| 3— | Eric Berry, Tennessee (26 games) | 2007-09 |
| 3— | Walter McFadden, Auburn (49 games) | 2006-09 |
| 3— | Prentiss Waggoner, Tennessee (26 games) | 2009-12 |
| 3— | Johnthan Banks, Mississippi State (51 games) | 2009-12 |
| 3— | Corey Broomfield, Mississippi State (51 games) | 2009-12 |
| 3— | C.J. Mosley, Alabama (38 games) | 2010-13 |
| 3— | Bacarri Rambo, Georgia (47 games) | 2009-12 |
| 3— | Eddie Jackson, Alabama (41 games) | 2013-16 |
| 3— | Chauncey Gardner-Johnson, Florida (35 games) | 2016-18 |
| 3— | Jordan Battle, Alabama (41 games) | 2019-22 |

LONG INTERCEPTION RETURNS

GAME:

| | | | |
|----|------|--|------|
| 1. | 100— | Ray Hapes, Ole Miss vs. Ouachita | 1937 |
| | 100— | Bob Davis, Kentucky vs. Washington & Lee | 1937 |
| | 100— | Ray Martin, Tennessee vs. Louisville | 1953 |
| | 100— | Jackie Simpson, Florida vs. Mississippi State | 1955 |
| | 100— | Joe Brodsky, Florida vs. Mississippi State | 1956 |
| | 100— | Charlie Britt, Georgia vs. Florida | 1959 |
| | 100— | Louis Guy, Ole Miss vs. Tennessee | 1962 |
| | 100— | White Graves, LSU vs. Kentucky | 1964 |
| | 100— | Dave Hunter, Kentucky vs. West Virginia | 1968 |
| | 100— | Greg Jackson, LSU vs. Mississippi State | 1988 |
| | 100— | Jerell Norton, Arkansas vs. North Texas | 2007 |
| | 100— | Anthony Johnson, Mississippi State vs. Alabama | 2007 |
| | 100— | Johnthan Banks, Mississippi State vs. Florida | 2009 |
| | 100— | Walter McFadden, Auburn vs. Northwestern | 2009 |
| | 100— | Archibald Barnes, Vanderbilt vs. Tennessee | 2011 |
| | 100— | Trey Wilson, Vanderbilt vs. Presbyterian | 2012 |
| | 100— | Craig Loston, LSU vs. Mississippi State | 2012 |
| | 100— | Rohan Gaines, Arkansas vs. Ole Miss | 2014 |
| | 100— | Evan Berry, Tennessee vs. Northwestern | 2015 |
| | 100— | Minkah Fitzpatrick, Alabama vs. Arkansas | 2016 |
| | 100— | Ronnell Perkins, Missouri vs. South Carolina | 2019 |
| | 100— | Zakoby McClain, Auburn vs. Alabama | 2019 |
| | 100— | Smoke Monday, Auburn vs. Tennessee | 2020 |
| | 100— | O'Donnell Fortune, South Carolina vs. Notre Dame | 2022 |

TACKLES

CAREER:

| | | | |
|-----|------|--------------------------------|---------------|
| 1. | 547— | Andy Spiva, Tennessee | 1973-76 |
| 2. | 528— | Freddie Smith, Auburn | 1976-79 |
| | 528— | Jeff Herrod, Ole Miss | 1984-87 |
| 4. | 521— | Jim Kovach, Kentucky | 1974-76, 1978 |
| 5. | 482— | Chris Chenault, Kentucky | 1985-88 |
| 6. | 475— | David Little, Florida | 1977-80 |
| | 475— | Jeff Kremer, Kentucky | 1984-87 |
| 8. | 472— | Kem Coleman, Ole Miss | 1974-77 |
| 9. | 470— | Marty Moore, Kentucky | 1990-93 |
| 10. | 467— | Scot Brantley, Florida | 1976-79 |
| | 467— | Ben Zambiasi, Georgia | 1974-77 |
| | 467— | Ray Costict, Mississippi State | 1973-76 |

SACKS

CAREER:

| | | | |
|-----|-------|----------------------------------|---------|
| 1. | 52.0— | Derrick Thomas, Alabama | 1985-88 |
| 2. | 49.0— | Billy Jackson, Mississippi State | 1980-83 |
| 3. | 37.0— | Ben Williams, Ole Miss | 1972-75 |
| 4. | 36.0— | David Pollack, Georgia | 2001-04 |
| 5. | 33.0— | Alex Brown, Florida | 1998-01 |
| | 33.0— | Derek Barnett, Tennessee | 2014-16 |
| 7. | 32.5— | Myles Garrett, Texas A&M | 2014-16 |
| 8. | 32.0— | Reggie White, Tennessee | 1980-83 |
| 9. | 31.5— | Josh Allen, Kentucky | 2015-18 |
| 10. | 29.0— | Richard Tardits, Georgia | 1985-88 |
| | 29.0— | Eric Norwood, South Carolina | 2006-09 |



RECORDS AND RESULTS

SOUTHEASTERN CONFERENCE TEAM OFFENSE RECORDS

RUSHING MOST RUSHES

GAME:

| | | | |
|----|-----|--------------------------------|------|
| 1. | 89— | Georgia vs. Kentucky | 1967 |
| 2. | 86— | Auburn vs. Vanderbilt | 1951 |
| 3. | 83— | LSU vs. Wyoming | 1977 |
| 4. | 82— | LSU vs. Florida | 1977 |
| | 82— | Alabama vs. Baylor | 1979 |
| | 82— | Auburn vs. Ole Miss | 1985 |
| | 81— | Georgia vs. South Carolina | 1969 |
| 8. | 80— | Ole Miss vs. Mississippi State | 1949 |
| | 80— | Alabama vs. Vanderbilt | 1972 |
| | 80— | LSU at Florida | 1978 |
| | 80— | Arkansas vs. Ole Miss | 2001 |

SEASON:

| | | | |
|-----|------|------------------------------------|------|
| 1. | 763— | Alabama (3,792 yards in 11 games) | 1979 |
| 2. | 729— | Auburn (4,596 yards in 14 games) | 2013 |
| 3. | 724— | Kentucky (2,661 yards in 11 games) | 1975 |
| 4. | 707— | Alabama (3,082 yards in 11 games) | 1981 |
| 5. | 705— | Alabama (3,565 yards in 11 games) | 1971 |
| 6. | 704— | Alabama (3,332 yards in 11 games) | 1972 |
| 7. | 697— | Alabama (3,268 yards in 11 games) | 1977 |
| 8. | 693— | Georgia (3,075 yards in 11 games) | 1976 |
| 9. | 691— | Georgia (3,377 yards in 11 games) | 1971 |
| 10. | 686— | Alabama (3,288 yards in 11 games) | 1974 |

NET YARDS

GAME:

| | | | |
|-----|------|---|------|
| 1. | 748— | Alabama vs. Virginia Tech (63 rushes) | 1973 |
| 2. | 638— | Tulane vs. Mississippi College | 1937 |
| 3. | 606— | Vanderbilt vs. Tennessee Poly. | 1942 |
| 4. | 565— | Auburn vs. Southwestern Louisiana (58 rushes) | 1985 |
| 5. | 547— | Vanderbilt vs. Air Force (60 rushes) | 1978 |
| 6. | 545— | Auburn vs. Missouri (43 rushes) | 2013 |
| 7. | 543— | Auburn vs. Arkansas (57 rushes) | 2016 |
| 8. | 542— | Arkansas vs. South Carolina (58 rushes) | 2007 |
| 9. | 532— | Mississippi State vs. Union (60 rushes) | 1941 |
| 10. | 531— | Alabama vs. Ole Miss (73 rushes) | 1971 |
| | 531— | Florida vs. Utah (50 rushes) | 1977 |

SEASON:

| | | | |
|-----|--------|------------------------------------|------|
| 1. | 4,596— | Auburn (729 rushes in 14 games) | 2013 |
| 2. | 4,027— | Alabama (664 rushes in 11 games) | 1973 |
| 3. | 3,987— | Auburn (652 rushes in 14 games) | 2010 |
| 4. | 3,876— | Georgia (670 rushes in 15 games) | 2017 |
| 5. | 3,792— | Alabama (763 rushes in 11 games) | 1979 |
| 6. | 3,725— | Arkansas (625 rushes in 13 games) | 2007 |
| 7. | 3,624— | Kentucky (573 in 13 games) | 2019 |
| 8. | 3,565— | Alabama (705 rushes in 11 games) | 1971 |
| 9. | 3,527— | Auburn (645 rushes in 13 games) | 2016 |
| 10. | 3,509— | Alabama (612 attempts in 14 games) | 2017 |

YARDS PER GAME

| | | | |
|-----|--------|-------------------------------|------|
| 1. | 366.1— | Alabama (4,927 in 11 games) | 1973 |
| 2. | 344.7— | Alabama (3,792 in 11 games) | 1979 |
| 3. | 328.3— | Auburn (4,596 in 14 games) | 2013 |
| 4. | 324.1— | Alabama (3,565 in 11 games) | 1971 |
| 5. | 312.5— | Auburn (3,438 in 11 games) | 1985 |
| 6. | 307.4— | Alabama (3,381 in 11 games) | 1980 |
| 7. | 306.8— | Tennessee (3,068 in 10 games) | 1951 |
| 8. | 306.3— | Ole Miss (3,063 in 10 games) | 1957 |
| 9. | 304.7— | LSU (3,352 in 11 games) | 1977 |
| 10. | 303.4— | Georgia (3,377 in 11 games) | 1971 |

YARDS PER RUSH

GAME:

| | | | |
|----|--------|---|------|
| 1. | 16.30— | LSU vs. Arkansas (16 for 260) | 2019 |
| 2. | 13.50— | LSU vs. Mississippi State (19 for 257) | 1948 |
| 3. | 12.97— | South Carolina vs. Charleston Southern (38 for 493) | 2019 |
| 4. | 12.93— | Kentucky vs. Louisville (40 for 517) | 2019 |
| 5. | 12.40— | Arkansas vs. Nicholls State (40 for 496) | 2014 |
| 6. | 11.88— | Auburn vs. Western Carolina (43 for 511) | 2013 |
| 7. | 11.87— | Alabama vs. Virginia Tech (63 for 748) | 1973 |
| 8. | 11.80— | Texas A&M vs. NC State (34 for 401) | 2018 |

| | | | |
|-----|--------|--|------|
| 9. | 11.68— | Tennessee vs. Vanderbilt (31 for 362) | 2022 |
| 10. | 11.20— | Florida vs. Charleston Southern (33 for 369) | 2009 |
| 11. | 11.17— | Ole Miss vs. Presbyterian (36 for 402) | 2014 |
| 12. | 11.14— | Auburn vs. Ball State (35 for 390) | 2005 |
| 13. | 10.66— | Tennessee vs. Tennessee Tech (44 for 469) | 1951 |
| 14. | 10.65— | Florida vs. The Citadel (37 for 394) | 2008 |
| 15. | 10.52— | Texas A&M vs. Oklahoma (31 for 326) | 2012 |

SEASON:

| | | | |
|----|------|--------------------------|------|
| 1. | 6.8— | LSU (360 for 2,632) | 1945 |
| 2. | 6.3— | Auburn (729 for 4,596) | 2013 |
| | 6.3— | Kentucky (573 for 3,624) | 2019 |
| 4. | 6.2— | LSU (430 for 2,659) | 2023 |
| 5. | 6.1— | Alabama (664 for 4,027) | 1973 |
| | 6.1— | Auburn (652 for 3,987) | 2010 |
| | 6.1— | LSU (505 for 3,082) | 2015 |
| | 6.1— | LSU (459 for 2,796) | 2016 |
| 9. | 6.0— | Arkansas (625 for 3,725) | 2007 |
| | 6.0— | Georgia (555 for 3,352) | 2014 |

PASSING MOST ATTEMPTS

GAME:

| | | | |
|-----|-----|---|------|
| 1. | 70— | Mississippi State at Kentucky (45 comp.) | 2020 |
| 2. | 69— | LSU vs. Auburn (33 comp.) | 1999 |
| 3. | 67— | Vanderbilt vs. Kentucky (39 comp.) | 2005 |
| | 67— | Kentucky vs. Arkansas (47 comp.) | 1998 |
| | 67— | Kentucky vs. LSU (42 comp.) | 1997 |
| | 67— | Mississippi State vs. Memphis (50 comp.) | 2021 |
| 7. | 66— | Florida vs. Auburn (33 comp.) | 1969 |
| 8. | 65— | Tennessee vs. Florida (37 comp.) | 1996 |
| | 65— | Georgia vs. Florida (36 comp.) | 1993 |
| 10. | 64— | Mississippi State vs. Vanderbilt (46 comp.) | 2021 |

SEASON:

| | | | |
|-----|------|-------------------------------|------|
| 1. | 704— | Mississippi State (518 comp.) | 2021 |
| 2. | 634— | Mississippi State (428 comp.) | 2022 |
| 3. | 574— | Kentucky (414 comp.) | 1998 |
| 4. | 571— | Alabama (380 comp.) | 2021 |
| 5. | 567— | LSU (426 comp.) | 2019 |
| 6. | 564— | Kentucky (322 comp.) | 2000 |
| 7. | 562— | Kentucky (374 comp.) | 1997 |
| 8. | 557— | Mississippi State (373 comp.) | 2020 |
| 9. | 534— | Tennessee (333 comp.) | 2007 |
| 10. | 528— | Kentucky (331 comp.) | 2007 |

COMPLETIONS

GAME:

| | | | |
|----|-----|--|------|
| 1. | 50— | Mississippi State vs. Memphis (67 attempts) | 2021 |
| 2. | 47— | Kentucky vs. Vanderbilt (58 attempts) | 1998 |
| | 47— | Kentucky vs. Arkansas (67 attempts) | 1998 |
| | 47— | Mississippi State vs. LSU (62 attempts) | 2021 |
| 5. | 46— | Mississippi State vs. Vanderbilt (54 attempts) | 2021 |
| | 46— | Mississippi State vs. Texas A&M (59 attempts) | 2021 |
| 7. | 45— | Mississippi State at Kentucky (70 attempts) | 2020 |
| | 45— | Mississippi State at Ole Miss (60 attempts) | 2020 |
| 9. | 44— | Texas A&M vs. South Carolina (60 attempts) | 2014 |
| | 44— | Mississippi State vs. Auburn (55 attempts) | 2021 |

SEASON:

| | | | |
|-----|------|----------------------------------|------|
| 1. | 518— | Mississippi State (704 attempts) | 2021 |
| 2. | 428— | Mississippi State (634 attempts) | 2022 |
| 3. | 426— | LSU (567 attempts) | 2019 |
| 4. | 414— | Kentucky (574 attempts) | 1998 |
| 5. | 380— | Alabama (571 attempts) | 2021 |
| 6. | 374— | Kentucky (562 attempts) | 1997 |
| 7. | 373— | Mississippi State (557 attempts) | 2020 |
| 8. | 339— | Texas A&M (489 attempts) | 2013 |
| 9. | 336— | Georgia (492 attempts) | 2022 |
| 10. | 333— | Tennessee (534 attempts) | 2007 |

RECORDS AND RESULTS

COMPLETION PERCENTAGE

GAME: (Min. 20 atts.)

| | | | |
|-----|-------|---|------|
| 1. | 96.0— | Tennessee vs. South Carolina (24 of 25) | 1998 |
| | 96.0— | Georgia vs. South Carolina (24 of 25) | 2015 |
| 3. | 95.0— | Ole Miss vs. Tulane (19 of 20) | 1982 |
| 4. | 92.3— | Mississippi State vs. Kentucky (36 of 39) | 2021 |
| 5. | 91.3— | South Carolina vs. Missouri (21 of 23) | 2012 |
| 6. | 90.0— | Auburn vs. Furman (27 of 30) | 2009 |
| 7. | 89.3— | Alabama vs. Oklahoma (25 of 28) | 2018 |
| 8. | 88.5— | South Carolina vs. Wisconsin (23 of 26) | 2013 |
| | 88.5— | Alabama vs. Southern Miss (23 of 26) | 2021 |
| 10. | 87.9— | LSU vs. Northwestern State (29 of 33) | 2019 |

GAME: (Min. 30 atts.)

| | | | |
|-----|-------|---|------|
| 1. | 92.3— | Mississippi State vs. Kentucky (36 of 39) | 2021 |
| 2. | 91.2— | Tennessee vs. Vanderbilt (31 of 34) | 2016 |
| 3. | 90.0— | Auburn vs. Furman (27-30) | 2009 |
| 4. | 88.6— | Florida vs. Cincinnati (31 of 35) | 2009 |
| 5. | 87.9— | LSU vs. Northwestern State (29 of 33) | 2019 |
| 6. | 87.5— | Alabama at Ole Miss (28 of 32) | 2020 |
| 7. | 86.9— | South Carolina vs. Mississippi State (40 of 46) | 1995 |
| 8. | 86.4— | Auburn vs. Mercer (32 of 37) | 2017 |
| 9. | 85.0— | Kentucky vs. Connecticut (34 of 40) | 1999 |
| 10. | 84.6— | LSU vs. New Mexico (33 of 39) | 2022 |

GAME: (Min. 40 atts.)

| | | | |
|-----|-------|---|------|
| 1. | 86.9— | South Carolina vs. Mississippi State (40 of 46) | 1995 |
| 2. | 85.0— | Kentucky vs. Connecticut (34 of 40) | 1999 |
| 3. | 82.9— | Tennessee vs. Cincinnati (34 of 41) | 2011 |
| | 82.9— | Missouri vs. Vanderbilt (47 of 58) | 2020 |
| 5. | 81.6— | Mississippi State at Arizona (40 of 49) | 2022 |
| 6. | 81.0— | Kentucky vs. Vanderbilt (47 of 58) | 1998 |
| 7. | 80.0— | Arkansas vs. Missouri State (28 of 35) | 2011 |
| | 80.0— | Alabama vs. Ohio State (36 of 45) | 2020 |
| 9. | 78.8— | Mississippi State at Georgia (41 of 52) | 2020 |
| 10. | 79.5— | LSU vs. Alabama (35 of 44) | 2001 |

SEASON: (Min. 100 atts.)

| | | | |
|-----|-------|--|------|
| 1. | 76.2— | Alabama (324 of 425) | 2020 |
| 2. | 75.1— | LSU (426 of 567) | 2019 |
| 3. | 73.6— | Mississippi State (518 of 704) | 2021 |
| 4. | 72.1— | Kentucky (414 of 574) | 1998 |
| 5. | 71.8— | Georgia (328 of 457) | 2023 |
| 6. | 70.7— | Alabama (287 of 406) | 2019 |
| 7. | 69.9— | Alabama (253 of 362) | 2010 |
| 8. | 69.5— | LSU (286 of 411) | 2023 |
| 9. | 69.3— | Texas A&M (339 of 489) | 2013 |
| 10. | 68.8— | Florida (203 of 295) | 1982 |

SEASON: (Min. 300 atts.)

| | | | |
|-----|-------|--|------|
| 1. | 76.2— | Alabama (324 of 425) | 2020 |
| 2. | 75.1— | LSU (426 of 567) | 2019 |
| 3. | 73.6— | Mississippi State (518 of 704) | 2021 |
| 4. | 72.1— | Kentucky (414 of 574) | 1998 |
| 5. | 71.8— | Georgia (328 of 457) | 2023 |
| 6. | 70.7— | Alabama (287 of 406) | 2019 |
| 7. | 69.9— | Alabama (253 of 362) | 2010 |
| 8. | 69.5— | LSU (286 of 411) | 2023 |
| 9. | 69.3— | Texas A&M (339 of 489) | 2013 |
| 10. | 68.7— | Alabama (301 of 438) | 2018 |
| | 68.7— | Tennessee (290 of 422) | 2022 |
| | 68.7— | South Carolina (283 of 412) | 2023 |

PASSING YARDS GAINED

GAME:

| | | | |
|----|------|---|------|
| 1. | 623— | Mississippi State at LSU (36 of 60) | 2020 |
| 2. | 585— | Kentucky vs. Vanderbilt (47 of 58) | 1998 |
| 3. | 571— | Kentucky vs. Louisville (36 of 47) | 1998 |
| 4. | 559— | Alabama vs. Arkansas (31 of 40) | 2021 |
| 5. | 545— | Tennessee vs. Kentucky (26 of 36) | 1997 |
| 6. | 544— | Georgia vs. Southern Miss. (30 of 47) | 1993 |
| 7. | 532— | LSU vs. Oklahoma (32 of 42) | 2019 |
| 8. | 530— | Tennessee vs. Troy (29 of 47) | 2012 |
| 9. | 528— | Kentucky vs. Georgia (39 of 58) | 2000 |
| | 528— | LSU vs. Alabama (35 of 44) | 2001 |

SEASON:

| | | | |
|----|--------|--|------|
| 1. | 6,024— | LSU (426 of 567) | 2019 |
| 2. | 5,073— | Alabama (380 of 571) | 2021 |
| 3. | 4,918— | Mississippi State (518 of 704) | 2021 |
| 4. | 4,854— | Alabama (301 of 438) | 2018 |

| | | | |
|-----|--------|----------------------------------|------|
| 5. | 4,656— | Alabama (324 of 425) | 2020 |
| 6. | 4,593— | Texas A&M (339 of 489) | 2013 |
| 7. | 4,543— | Florida (321 of 473) | 2020 |
| 8. | 4,534— | Kentucky (414 of 574) | 1998 |
| 9. | 4,457— | Florida (299 of 464) | 2001 |
| 10. | 4,449— | Alabama (287 of 406) | 2019 |

YARDS PER GAME

| | | | |
|-----|--------|---|------|
| 1. | 412.2— | Kentucky (4,534 in 11 games) | 1998 |
| 2. | 405.2— | Florida (4,457 in 11 games) | 2001 |
| 3. | 401.6— | LSU (6,024 in 15 games) | 2019 |
| 4. | 378.6— | Florida (4,543 in 12 games) | 2020 |
| 5. | 378.3— | Mississippi State (4,918 in 13 games) | 2021 |
| 6. | 365.4— | Kentucky (4,019 in 11 games) | 1997 |
| 7. | 360.8— | Florida (4,330 in 12 games) | 1995 |
| 8. | 358.2— | Alabama (4,656 in 13 games) | 2020 |
| 9. | 353.3— | Texas A&M (4,593 in 13 games) | 2013 |
| 10. | 346.1— | Florida (3,807 in 11 games) | 1998 |

YARDS PER ATTEMPT

SEASON:

| | | | |
|-----|--------|-------------------------------------|------|
| 1. | *13.4— | Alabama (94 for 1,261) | 1973 |
| 2. | 11.1— | Alabama (438 for 4,854) | 2018 |
| 3. | 11.0— | Alabama (406 for 4,449) | 2019 |
| 4. | 11.0— | Alabama (425 for 4,656) | 2020 |
| 5. | 10.7— | LSU (286 for 4,406) | 2023 |
| 6. | 10.6— | LSU (567 for 6,024) | 2019 |
| 7. | 10.4— | Alabama (111 for 1,156) | 1981 |
| 8. | 10.2— | Georgia (153 for 1,567) | 1974 |
| 9. | 10.1— | Auburn (296 for 3,002) | 2010 |
| 10. | 10.0— | Georgia (399 for 3,991) | 2012 |
| | 10.0— | LSU (205 for 3,263) | 2013 |
| | 10.0— | Tennessee (422 for 4,239) | 2022 |

*—NCAA record

TOUCHDOWNS

GAME:

| | | | |
|----|----|--|------|
| 1. | 9— | Florida vs. Central Michigan | 1997 |
| 2. | 8— | Kentucky vs. Louisville | 1998 |
| | 8— | Kentucky vs. North Dakota | 1950 |
| | 8— | Florida vs. New Mexico State | 1994 |
| 5. | 7— | Kentucky vs. Indiana | 1997 |
| | 7— | Florida vs. Northern Illinois | 1995 |
| | 7— | Alabama vs. Southern Miss | 1950 |
| | 7— | LSU vs. Ohio | 1989 |
| | 7— | Florida vs. Southwestern Louisiana | 1993 |
| | 7— | Florida vs. Kentucky | 1998 |
| | 7— | Florida vs. Georgia | 1995 |
| | 7— | Tennessee vs. Kentucky | 2007 |
| | 7— | Arkansas vs. Mississippi State | 2015 |
| | 7— | Missouri vs. Missouri State | 2017 |
| | 7— | LSU vs. Oklahoma | 2019 |
| | 7— | Florida vs. Arkansas | 2020 |

SEASON:

| | | | |
|----|-----|-------------------------------|------|
| 1. | 61— | LSU (15 games) | 2019 |
| 2. | 52— | Alabama (15 games) | 2018 |
| 3. | 49— | Alabama (13 games) | 2019 |
| 4. | 48— | Florida (12 games) | 1995 |
| | 48— | Alabama (15 games) | 2021 |
| 6. | 46— | Florida (12 games) | 2020 |
| 7. | 44— | Missouri (13 games) | 2017 |
| | 44— | LSU (13 games) | 2023 |
| 9. | 43— | Florida (12 games) | 1994 |
| | 43— | Florida (11 games) | 2001 |

INTERCEPTIONS THROWN

GAME:

| | | | |
|----|----|---|------|
| 1. | 9— | Florida vs. Auburn | 1969 |
| 2. | 8— | Alabama vs. Tennessee | 1970 |
| | 8— | Mississippi State vs. Alabama | 1936 |
| 4. | 6— | Mississippi State at Kentucky | 2020 |
| | 6— | Mississippi State vs. LSU | 2007 |
| | 6— | Mississippi State at Arkansas | 2003 |
| | 6— | LSU at Auburn | 1994 |
| | 6— | Mississippi State at Cincinnati | 1949 |
| | 6— | LSU vs. Tennessee | 1939 |

SEASON:

| | | | |
|----|-----|---|------|
| 1. | 33— | Kentucky (227 atts., 110 comp.) | 1967 |
|----|-----|---|------|



RECORDS AND RESULTS

| | | | |
|----|-----|--|------|
| 2. | 32— | Georgia (265 atts., 121 comp.) | 1951 |
| 3. | 31— | Vanderbilt (519 atts., 296 comp.) | 1983 |
| 4. | 30— | Vanderbilt (254 atts., 90 comp.) | 1972 |
| 5. | 29— | Auburn (151 atts., 63 comp.) | 1948 |
| 6. | 28— | Kentucky (286 atts., 139 comp.) | 1982 |
| 7. | 27— | South Carolina (452 atts., 249 comp.) | 2008 |
| 8. | 25— | Mississippi State (153 atts., 40 comp.) | 1949 |
| | 25— | Georgia (247 atts., 118 comp.) | 1953 |
| | 25— | Tulane | 1958 |
| | 25— | Auburn (286 atts., 126 comp.) | 1968 |
| | 25— | Alabama (322 atts., 175 comp.) | 1970 |
| | 25— | Kentucky (284 atts., 133 comp.) | 1980 |
| | 25— | LSU (405 atts., 200 comp.) | 1999 |
| | 25— | Mississippi State (395 atts., 207 comp.) | 2003 |

FEWEST INTERCEPTIONS

GAME: (Min. 45 atts.)

| | | |
|---|--|------|
| 0 | interceptions | |
| | Mississippi State vs. Memphis (67 atts.) | 2021 |
| | Mississippi State at Ole Miss (62 atts.) | 2020 |
| | Mississippi State at Alabama (61 atts.) | 2022 |
| | Mississippi State vs. Texas A&M (59 atts.) | 2021 |
| | Mississippi State vs. Ole Miss (59 atts.) | 2021 |
| | Tennessee vs. Clemson (56 atts.) | 2003 |
| | Kentucky vs. Vanderbilt (56 atts.) | 1985 |
| | Mississippi State at Auburn (56 atts.) | 2021 |
| | Tennessee vs. Southern Miss (54 atts.) | 1997 |
| | Mississippi State vs. Bowling Green (54 atts.) | 2022 |
| | Vanderbilt vs. Tennessee (53 atts.) | 1983 |
| | Alabama vs. Florida State (53 atts.) | 2007 |
| | Mississippi State at Georgia (52 atts.) | 2020 |
| | Mississippi State vs. Georgia (52 atts.) | 2022 |
| | Georgia vs. South Carolina (51 atts.) | 1994 |
| | South Carolina vs. Arkansas (51 atts.) | 2007 |
| | Texas A&M vs. LSU (51 atts.) | 2018 |
| | Arkansas vs. Texas A&M (51 atts.) | 2011 |
| | Florida vs. Southwestern Louisiana (50 atts.) | 1993 |
| | Ole Miss vs. Tennessee (50 atts.) | 1982 |
| | Florida vs. Ball State (50 atts.) | 2000 |
| | Kentucky vs. Florida (50 atts.) | 2007 |
| | Tennessee at South Carolina (50 atts.) | 2022 |
| | LSU vs. Clemson (49 atts.) | 2019 |
| | LSU vs. Tennessee (49 atts.) | 1989 |
| | Mississippi State at Arkansas (49 atts.) | 2022 |
| | LSU vs. Clemson (49 atts.) | 2019 |
| | Florida vs. Tennessee (49 atts.) | 2020 |
| | Missouri vs. Arkansas (49 atts.) | 2020 |
| | Mississippi State vs. NC State (49 atts.) | 2021 |
| | LSU vs. Missouri (48 atts.) | 2020 |
| | Kentucky vs. Middle Tennessee (48 atts.) | 2008 |
| | Kentucky vs. Florida (48 atts.) | 1999 |
| | Kentucky vs. Indiana (48 atts.) | 2000 |
| | Florida vs. Mississippi State (48 atts.) | 2001 |
| | Auburn vs. LSU (48 atts.) | 2021 |
| | Arkansas vs. Vanderbilt (48 atts.) | 2010 |
| | Florida vs. Florida State (48 atts.) | 2019 |
| | Florida vs. South Carolina (48 atts.) | 2023 |
| | Kentucky vs. Louisville (47 atts.) | 1998 |
| | Vanderbilt vs. Ole Miss (47 atts.) | 1989 |
| | Georgia vs. Southern Miss. (47 atts.) | 1993 |
| | South Carolina vs. Vanderbilt (47 atts.) | 1993 |
| | Tennessee vs. California (47 atts.) | 2007 |
| | LSU vs. Arkansas (47 atts.) | 2007 |
| | Texas A&M vs. Arkansas (47 atts.) | 2012 |
| | Tennessee vs. Vanderbilt (47 atts.) | 2023 |
| | Alabama vs. Tennessee (46 atts.) | 1989 |
| | South Carolina vs. Mississippi State (46 atts.) | 1995 |
| | Florida vs. South Carolina (46 atts.) | 2000 |
| | Kentucky vs. Louisville (46 atts.) | 2007 |
| | Alabama vs. Tennessee (46 atts.) | 2007 |
| | Mississippi State vs. Vanderbilt (46 atts.) | 2020 |
| | Mississippi State vs. Tennessee State (46 atts.) | 2021 |
| | Arkansas vs. Ole Miss (45 atts.) | 2015 |
| | Florida vs. N. Illinois (45 atts.) | 1991 |
| | Georgia vs. Tennessee (45 atts.) | 1994 |
| | Auburn vs. LSU (45 atts.) | 1997 |
| | Kentucky vs. Eastern Kentucky (45 atts.) | 1998 |
| | Arkansas vs. Mississippi State (45 atts.) | 2011 |
| | LSU vs. Alabama (45 atts.) | 2020 |
| | Alabama vs. Ohio State (45 atts.) | 2020 |
| | Mississippi State vs. Texas A&M (45 atts.) | 2022 |
| | Texas A&M vs. SMU (45 atts.) | 2012 |

SEASON: (Min. 100 atts.)

| | | | |
|-------|---------|------------------------------|------|
| 1.1: | 140.7— | Tennessee (3 in 422) | 2022 |
| 2.1: | 125.3— | Tennessee (3 in 376) | 2021 |
| 3.1: | 106.3— | Alabama (4 in 425) | 2020 |
| 4.1: | 109.3— | Alabama (3 in 328) | 2012 |
| 5.1: | 104.0— | Alabama (1 in 104) | 1980 |
| 6.1: | 100.0— | Mississippi State (5 in 500) | 2015 |
| 7. | 1:97.8— | Tennessee (4 in 391) | 1995 |
| 8. | 1:95.8— | South Carolina (4 in 383) | 2013 |
| 9. | 1:88.8— | Georgia (4 in 355) | 1991 |
| 10.1: | 87.5— | Auburn (2 in 175) | 1982 |

SEASON: (Min. 200 atts.)

| | | | |
|------|---------|------------------------------|------|
| 1.1: | 140.7— | Tennessee (3 in 422) | 2022 |
| 2.1: | 125.3— | Tennessee (3 in 376) | 2021 |
| 3.1: | 109.3— | Alabama (3 in 328) | 2012 |
| 4.1: | 106.3— | Alabama (4 in 425) | 2020 |
| 5.1: | 100.0— | Mississippi State (5 in 500) | 2015 |
| 6. | 1:97.8— | Tennessee (4 in 391) | 1995 |
| 7. | 1:95.8— | South Carolina (4 in 383) | 2013 |
| 8. | 1:88.8— | Georgia (4 in 355) | 1991 |
| 9. | 1:82.2— | LSU (7 in 567) | 2023 |
| 10. | 1:82.0— | Tennessee (5 in 410) | 2023 |

SEASON: (Min. 300 atts.)

| | | | |
|------|---------|------------------------------|------|
| 1.1: | 140.7— | Tennessee (3 in 422) | 2022 |
| 2.1: | 125.3— | Tennessee (3 in 376) | 2021 |
| 3.1: | 111.0— | Alabama (3 in 333) | 2017 |
| 4.1: | 109.3— | Alabama (3 in 328) | 2012 |
| 5.1: | 106.3— | Alabama (4 in 425) | 2020 |
| 6.1: | 100.0— | Mississippi State (5 in 500) | 2015 |
| 7. | 1:97.8— | Tennessee (4 in 391) | 1995 |
| 8. | 1:95.8— | South Carolina (4 in 383) | 2013 |
| 9. | 1:88.8— | Georgia (4 in 355) | 1991 |
| 10. | 1:82.2— | LSU (7 in 567) | 2023 |

SEASON: (Min. 400 atts.)

| | | | |
|------|---------|------------------------------|------|
| 1.1: | 140.7— | Tennessee (3 in 422) | 2022 |
| 2.1: | 113.8— | Auburn (4 in 455) | 2021 |
| 3.1: | 106.3— | Alabama (4 in 425) | 2020 |
| 4.1: | 100.0— | Mississippi State (5 in 500) | 2015 |
| 5. | 1:82.2— | LSU (7 in 567) | 2023 |
| 6. | 1:81.6— | Alabama (7 in 571) | 2021 |
| 7. | 1:82.0— | Tennessee (5 in 410) | 2023 |
| 8. | 1:81.0— | LSU (7 in 567) | 2019 |
| 9. | 1:78.2— | Mississippi State (9 in 704) | 2021 |
| 10. | 1:70.4— | Mississippi State (9 in 634) | 2022 |

TOTAL OFFENSE MOST PLAYS

GAME:

| | | | |
|-----|------|-------------------------------|------|
| 1. | 110— | Kentucky vs. Tennessee | 2007 |
| | 110— | Missouri vs. Tennessee | 2016 |
| 3. | 107— | Texas A&M vs. LSU | 2018 |
| 4. | 106— | Arkansas vs. Ole Miss | 2001 |
| 5. | 105— | Georgia vs. Kentucky | 1967 |
| | 105— | Tennessee vs. Purdue | 2021 |
| 7. | 104— | Missouri vs. Middle Tennessee | 2016 |
| 8. | 102— | Alabama vs. Miami | 1969 |
| | 102— | Missouri vs. Arkansas | 2017 |
| 10. | 101— | Auburn vs. Ole Miss | 1985 |

SEASON:

| | | | |
|-----|--------|-------------------------|------|
| 1. | 1,119— | Alabama (7,323 yards) | 2021 |
| 2. | 1,088— | Alabama (6,406 yards) | 2015 |
| 3. | 1,080— | LSU (8,526 yards) | 2019 |
| 4. | 1,056— | Alabama (6,829 yards) | 2016 |
| 5. | 1,054— | LSU (6,152 yards) | 2007 |
| 6. | 1,049— | Georgia (7,517 yards) | 2022 |
| 7. | 1,025— | Texas A&M (7,261 yards) | 2012 |
| 8. | 1,024— | Auburn (6,323 yards) | 2017 |
| 9. | 1,023— | Georgia (5,324 yards) | 2003 |
| 10. | 1,018— | Ole Miss (6,153 yards) | 2013 |

NET YARDS

GAME:

| | | | |
|----|------|---|------|
| 1. | 833— | Alabama vs. Virginia Tech (748 rushing, 85 passing) | 1973 |
| 2. | 815— | Missouri vs. Missouri State (294 rushing, 521 passing) | 2017 |
| 3. | 801— | Kentucky vs. Louisville (230 rushing, 571 passing) | 1998 |
| 4. | 798— | Vanderbilt vs. Davidson (430 rushing, 368 passing) | 1969 |
| 5. | 775— | South Carolina vs. Charleston Southern (493 rushing, 282 passing) | 2019 |

RECORDS AND RESULTS

| | | | |
|----|------|---|------|
| 6. | 774— | Florida vs. West Texas State (394 rushing, 380 passing) | 1982 |
| 7. | 758— | Texas A&M vs. Northwestern State (503 rushing, 255 passing) | 2018 |
| 8. | 751— | Ole Miss vs. Troy (382 rushing, 369 passing) | 2013 |
| 9. | 746— | LSU vs. Rice (502 rushing, 244 passing) | 1977 |
| | 740— | Missouri vs. Tennessee (420 rushing, 320 passing) | 2016 |

| | | |
|-----|--|------|
| 26— | LSU vs. Rice | 1977 |
| 26— | Mississippi State vs. Colorado State | 1981 |
| 26— | Georgia vs. Memphis State | 1982 |
| 26— | Auburn vs. Missouri | 2013 |

SEASON:

| | | | |
|-----|--------|--|------|
| 1. | 8,526— | LSU (2,502 rushing, 6,024 passing, 15 games) | 2019 |
| 2. | 7,830— | Alabama (2,976 rushing, 4,854 passing, 15 games) | 2018 |
| 3. | 7,517— | Georgia (3,080 rushing, 4,437 passing, 15 games) | 2022 |
| 4. | 7,323— | Alabama (2,250 rushing, 5,073 passing, 15 games) | 2021 |
| 5. | 7,261— | Texas A&M (3,147 rushing, 4,114 passing, 13 games) | 2012 |
| 6. | 7,065— | LSU (2,658 rush, 4,406 pass, 13 games) | 2023 |
| 7. | 7,041— | Alabama (2,385 rushing, 4,656 passing, 13 games) | 2020 |
| 8. | 7,018— | Auburn (4,596 rushing, 2,422 passing, 14 games) | 2013 |
| 9. | 6,999— | Texas A&M (2,406 rushing, 4,593 passing, 13 games) | 2013 |
| 10. | 6,989— | Auburn (3,987 rush, 3,003 pass, 14 games) | 2010 |

SEASON:

| | | | |
|-----|------|-----------------------------|------|
| 1. | 305— | Mississippi State | 2013 |
| 2. | 229— | Auburn | 2013 |
| 3. | 213— | Alabama | 1979 |
| 4. | 211— | Auburn | 1969 |
| 5. | 208— | Auburn | 1985 |
| 6. | 202— | Auburn | 2010 |
| 7. | 192— | Alabama | 1973 |
| 8. | 188— | Alabama | 1971 |
| 9. | 186— | Georgia | 1975 |
| 10. | 185— | LSU | 1977 |

YARDS GAINED TWO TEAMS

| | | | |
|-----|--------|---|------|
| 1. | 1,439— | Troy (721) vs. Tennessee (718) | 2012 |
| 2. | 1,370— | Alabama (723) vs. Ole Miss (647) | 2020 |
| 2. | 1,349— | Missouri (74) vs. Tennessee (609) | 2016 |
| 3. | 1,344— | Clemson (744) vs. South Carolina (600) | 2018 |
| 4. | 1,343— | Ole Miss (706) vs. LSU (637) | 2023 |
| 5. | 1,329— | Tennessee (695) vs. Kentucky (634) | 1997 |
| 6. | 1,328— | LSU (714) vs. Ole Miss (614) | 2019 |
| 7. | 1,307— | Missouri (815) vs. Missouri State (492) | 2017 |
| 8. | 1,302— | Kentucky (801) vs. Louisville (501) | 1998 |
| 9. | 1,293— | Texas A&M (678) vs. Louisiana Tech (615) | 2012 |
| 10. | 1,296— | Mississippi State (669) vs. Samford (627) | 2016 |

YARDS PER GAME

| | | | |
|-----|--------|---|------|
| 1. | 568.4— | LSU (8,526 yards in 15 games) | 2019 |
| 2. | 558.5— | Texas A&M (7,261 yards in 13 games) | 2012 |
| 3. | 543.5— | LSU (7,065 in 13 games) | 2023 |
| 4. | 541.6— | Alabama (7,041 in 13 games) | 2020 |
| 5. | 538.4— | Texas A&M (6,999 yards in 13 games) | 2013 |
| 6. | 534.4— | Florida (6,413 in 12 games) | 1995 |
| 7. | 534.2— | Kentucky (5,876 in 11 games) | 1998 |
| 8. | 527.5— | Florida (5,803 in 11 games) | 2001 |
| 9. | 525.5— | Tennessee (6,832 in 13 games) | 2022 |
| 10. | 522.0— | Alabama (7,830 in 15 games) | 2018 |

YARDS PER PLAY

| | | | |
|----|-------|---|------|
| 1. | 13.3— | Florida vs. Eastern Washington (50 for 666) | 2022 |
| 2. | 12.8— | LSU vs. Arkansas (48 for 612) | 2019 |
| 3. | 12.7— | Arkansas vs. Nicholls State (54 for 684) | 2014 |
| 4. | 12.4— | Kentucky vs. Louisville (21 for 521) | 2019 |
| 5. | 11.9— | Alabama vs. Virginia Tech (70 for 833) | 1973 |
| | 11.9— | Florida vs. The Citadel (59 for 705) | 2008 |
| 6. | 11.6— | Auburn vs. Chattanooga (54 for 628) | 2010 |
| 7. | 11.5— | Alabama vs. The Citadel (49 for 561) | 2018 |
| | 11.5— | LSU vs. Florida (61 for 701) | 2023 |
| 9. | 11.3— | Georgia vs. UMass (62 for 701) | 2018 |
| | 11.3— | Georgia vs. Florida Atlantic (63 for 713) | 2018 |

SEASON:

| | | | |
|-----|-------|------------------------------------|------|
| 1. | 8.40— | LSU (7,065 in 841) | 2023 |
| 2. | 7.89— | LSU (8,526 in 1,080) | 2019 |
| | 7.89— | Alabama (6,640 in 842) | 2019 |
| 4. | 7.81— | Alabama (7,041 in 902) | 2020 |
| 5. | 7.76— | Alabama (7,830 in 1,009) | 2018 |
| 6. | 7.40— | Florida (6,413 in 867) | 1995 |
| 7. | 7.37— | Auburn (6,989 in 948) | 2010 |
| 8. | 7.36— | Florida (5,803 in 788) | 2001 |
| 9. | 7.30— | Texas A&M (6,999 in 954) | 2013 |
| 10. | 7.26— | Georgia (6,951 in 958) | 2023 |

FIRST DOWNS MOST RUSHING

| | | | |
|----|-----|--------------------------------------|------|
| 1. | 28— | Auburn vs. Ole Miss | 1985 |
| | 28— | LSU vs. Rice | 1978 |
| 3. | 27— | Vanderbilt vs. Davidson | 1969 |
| | 27— | Georgia vs. South Carolina | 1974 |
| | 27— | LSU vs. Wyoming | 1977 |
| | 27— | LSU vs. Oregon | 1977 |
| 7. | 26— | Alabama vs. Ole Miss | 1971 |
| | 26— | Alabama vs. Virginia Tech | 1973 |

MOST PASSING

GAME:

| | | | |
|-----|-----|--|------|
| 1. | 28— | Texas A&M vs. South Carolina | 2014 |
| 2. | 27— | Kentucky vs. Tennessee | 2007 |
| | 26— | Ole Miss vs. Auburn | 2016 |
| 4. | 25— | South Carolina vs. Mississippi State | 1995 |
| 5. | 24— | Kentucky vs. Louisville | 1998 |
| | 24— | Florida vs. Louisiana-Monroe | 2001 |
| | 24— | Arkansas vs. Ole Miss | 2015 |
| | 24— | Texas A&M vs. Wake Forest | 2017 |
| | 24— | Mississippi State vs. Memphis | 2022 |
| 10. | 23— | Tennessee vs. Northwestern | 1997 |
| | 23— | Kentucky vs. Vanderbilt | 1998 |
| | 23— | LSU vs. Alabama | 2001 |
| | 23— | Ole Miss vs. Texas Tech | 2002 |
| | 23— | Tennessee vs. Troy | 2012 |
| | 23— | Texas A&M vs. Sam Houston State | 2013 |
| | 23— | South Carolina vs. Clemson | 2018 |

SEASON:

| | | | |
|-----|------|-----------------------------|------|
| 1. | 243— | LSU | 2019 |
| 2. | 235— | Mississippi State | 2021 |
| 3. | 214— | Alabama | 2021 |
| 4. | 210— | Alabama | 2020 |
| 5. | 206— | Georgia | 2022 |
| 6. | 204— | Texas A&M | 2013 |
| 7. | 202— | Florida | 2020 |
| 8. | 198— | Mississippi State | 2022 |
| 9. | 196— | Kentucky | 1998 |
| 10. | 195— | Alabama | 2018 |

TOTAL

GAME:

| | | | |
|-----|-----|---|------|
| 1. | 41— | Missouri vs. Tennessee | 2016 |
| 2. | 40— | Vanderbilt vs. Davidson | 1969 |
| 3. | 39— | Auburn vs. Ole Miss | 1985 |
| | 39— | Arkansas vs. Ole Miss | 2021 |
| 5. | 38— | Vanderbilt vs. Washington & Lee | 1952 |
| | 38— | Texas A&M vs. Sam Houston State | 2013 |
| | 38— | Texas A&M vs. South Carolina | 2014 |
| | 38— | Alabama vs. Vanderbilt | 2017 |
| 9. | 37— | Kentucky vs. Louisville | 1998 |
| | 37— | Auburn vs. Western Carolina | 2002 |
| | 37— | Kentucky vs. Tennessee | 2007 |
| | 37— | Alabama at Ole Miss | 2020 |
| | 37— | Missouri vs. Arkansas | 2020 |
| 14. | 36— | Florida vs. LSU | 1996 |
| | 36— | Ole Miss vs. Memphis State | 1980 |
| | 36— | Florida vs. Western Michigan | 1999 |
| | 36— | Texas A&M vs. Mississippi State | 2012 |
| | 36— | Auburn vs. ULM | 2016 |
| | 36— | Missouri vs. Middle Tennessee State | 2016 |
| | 36— | Florida vs. Arkansas | 2020 |
| | 36— | Georgia vs. Florida State | 2023 |

SEASON:

| | | | |
|----|------|---------------------|------|
| 1. | 418— | LSU | 2019 |
| 2. | 375— | Georgia | 2022 |
| 3. | 371— | Alabama | 2018 |
| 4. | 365— | Alabama | 2020 |
| 5. | 365— | Alabama | 2021 |
| 6. | 363— | Georgia | 2023 |
| 7. | 357— | Texas A&M | 2012 |
| 8. | 356— | Texas A&M | 2013 |
| 9. | 346— | LSU | 2023 |



RECORDS AND RESULTS

10. 344— Auburn..... 2010

PUNTING MOST PUNTS

GAME:

| | | | |
|----|-----|-------------------------------|------|
| 1. | 36— | Kentucky vs. Washington & Lee | 1934 |
| 2. | 23— | Florida vs. Georgia Tech | 1938 |
| 3. | 21— | Georgia Tech vs. Florida | 1938 |
| | 21— | Mississippi State vs. Tulane | 2005 |
| 5. | 20— | Ole Miss vs. LSU | 1934 |
| | 20— | Mississippi State vs. TCU | 1936 |
| 7. | 17— | LSU vs. Mississippi State | 1940 |
| | 17— | LSU vs. Tennessee | 1942 |
| 9. | 16— | Vanderbilt vs. Louisville | 1971 |

SEASON:

| | | | |
|----|-------|-------------------|------|
| 1. | *139— | Tennessee | 1937 |
| 2. | 112— | Auburn | 1939 |
| 3. | 110— | Florida | 1937 |
| 4. | 101— | Kentucky | 1933 |
| 5. | 96— | Ole Miss | 1938 |
| | 96— | Mississippi State | 1967 |
| 7. | 94— | Kentucky | 1996 |
| | 94— | Tennessee | 1958 |
| 9. | 92— | Alabama | 1941 |
| | 92— | Alabama | 1946 |
| | 92— | Kentucky | 1970 |

*—NCAA Record

YARDS PUNTING

GAME:

| | | | |
|----|--------|--|------|
| 1. | 1,386— | Kentucky vs. Washington & Lee (36 punts) | 1934 |
| 2. | 904— | Georgia Tech vs. Florida (21 punts) | 1938 |
| 3. | 899— | Florida vs. Georgia Tech (23 punts) | 1938 |
| 4. | 882— | Mississippi State vs. Tulane (21 punts) | 2005 |
| 5. | 780— | Ole Miss vs. LSU (20 punts) | 1934 |
| 6. | 666— | Mississippi State vs. TCU (20 punts) | 1966 |
| 7. | 664— | LSU vs. Mississippi State (17 punts) | 1940 |

SEASON:

| | | | |
|-----|--------|------------------------------|------|
| 1. | 5,620— | Tennessee (139 punts) | 1937 |
| 2. | 4,844— | Auburn (112 punts) | 1939 |
| 3. | 4,394— | Kentucky (101 punts) | 1933 |
| 4. | 3,776— | Texas A&M (83 punts) | 2017 |
| 5. | 3,745— | Ole Miss | 1940 |
| 6. | 3,625— | Vanderbilt (79 punts) | 1996 |
| 7. | 3,597— | Kentucky (94 punts) | 1996 |
| 8. | 3,581— | Ole Miss (79 punts) | 1985 |
| 9. | 3,567— | Mississippi State (96 punts) | 1967 |
| 10. | 3,528— | Vanderbilt (78 punts) | 1982 |

PUNTING AVERAGE

GAME: (Min. 10)

| | | | |
|----|-------|---|------|
| 1. | 52.0— | Kentucky vs. Cincinnati (10 for 520) | 1944 |
| 2. | 48.1— | Ole Miss vs. Missouri (10 for 481) | 1973 |
| 3. | 47.5— | Mississippi State vs. South Carolina (10 for 475) | 1996 |
| 4. | 47.3— | LSU vs. Ole Miss (10 for 473) | 1960 |
| 5. | 46.9— | LSU vs. Iowa (10 for 469) | 2013 |

GAME: (Min. 20)

| | | | |
|----|-------|---|------|
| 1. | 43.0— | Georgia Tech vs. Florida | 1938 |
| 2. | 42.0— | Mississippi State vs. Tulane (21 for 882) | 2005 |
| 3. | 39.1— | Florida vs. Georgia Tech (23 for 899) | 1938 |

SEASON:

| | | | |
|-----|-------|-------------------------------|------|
| 1. | 51.0— | Texas A&M (50 for 2,549) | 2018 |
| 2. | 48.1— | Georgia (56 for 2,691) | 2009 |
| 3. | 48.1— | Kentucky (49 for 2,358) | 2019 |
| 4. | 47.7— | Florida (43 for 2,052) | 2023 |
| 5. | 47.6— | Vanderbilt (59 for 2,810) | 1984 |
| 6. | 47.5— | Tennessee (70 for 3,323) | 2017 |
| 7. | 47.2— | Alabama (63 for 2,971) | 2023 |
| 8. | 47.0— | South Carolina (69 for 3,244) | 2019 |
| 9. | 46.9— | Auburn (51 for 2,393) | 1993 |
| 10. | 46.8— | Tennessee (54 for 2,040) | 2011 |
| | 46.8— | Georgia (61 for 2,857) | 2019 |

PUNT RETURNS MOST RETURNS

GAME:

| | | | |
|----|-----|--|------|
| 1. | 20— | Mississippi State vs. TCU (128 yards) | 1936 |
| 2. | 13— | LSU vs. Tulane (126 yards) | 1937 |
| | 13— | Ole Miss vs. Union (203 yards) | 1940 |
| 4. | 11— | Vanderbilt vs. N.C. State | 1946 |
| 5. | 10— | Alabama vs. Kentucky | 1946 |
| | 10— | Tennessee vs. Tennessee Tech | 1947 |
| | 10— | Alabama vs. Mississippi State (59 yards) | 1967 |
| | 10— | Kentucky vs. Tennessee | 1976 |
| | 10— | Florida vs. San Jose State | 2003 |

SEASON:

| | | | |
|-----|-----|-------------------------------|------|
| 1. | 71— | Alabama (783 yards) | 1946 |
| 2. | 70— | Mississippi State (778 yards) | 1936 |
| 3. | 68— | Tennessee (844 yards) | 1939 |
| | 68— | Tennessee (974 yards) | 1940 |
| 5. | 61— | Mississippi State (542 yards) | 1940 |
| 6. | 56— | Ole Miss (837 yards) | 1940 |
| 7. | 55— | Vanderbilt (907 yards) | 1948 |
| | 55— | Alabama (438 yards) | 1975 |
| 9. | 52— | Tennessee (452 yards) | 2000 |
| 10. | 50— | Georgia (746 yards) | 2002 |

YARDS RETURNED

GAME:

| | | | |
|-----|------|--|------|
| 1. | 272— | Florida vs. Kentucky (11 returns) | 1996 |
| 2. | 246— | Texas A&M vs. South Carolina State (8 returns) | 2012 |
| 3. | 225— | Mississippi State vs. Chattanooga (8 returns) | 1946 |
| 4. | 208— | Auburn vs. UT-Chattanooga (6 returns) | 1974 |
| 5. | 205— | LSU vs. Ole Miss (6 returns) | 1970 |
| 6. | 204— | Alabama vs. LSU (5 returns) | 1947 |
| 7. | 203— | Ole Miss vs. Union (13 returns) | 1940 |
| | 203— | Vanderbilt vs. Kentucky (6 returns) | 1948 |
| 9. | 202— | Georgia vs. Oregon State (5 returns) | 1971 |
| 10. | 195— | Kentucky vs. Vanderbilt (6 returns) | 1981 |

SEASON:

| | | | |
|-----|------|--------------------------------|------|
| 1. | 974— | Tennessee (68 returns) | 1940 |
| 2. | 907— | Vanderbilt (55 returns) | 1948 |
| 3. | 844— | Tennessee (68 returns) | 1939 |
| 4. | 837— | Ole Miss (56 returns) | 1940 |
| 5. | 800— | Tennessee | 1951 |
| 5. | 783— | Alabama (71 returns) | 1946 |
| 6. | 778— | Mississippi State (70 returns) | 1936 |
| 7. | 746— | Georgia (50 returns) | 2002 |
| 8. | 726— | Alabama (52 returns) | 1941 |
| 9. | 724— | Georgia (57 returns) | 1941 |
| 10. | 701— | Alabama (49 returns) | 2008 |

YARDS PER RETURN

GAME (Min. 3):

| | | | |
|-----|-------|---|------|
| 1. | 41.0— | Alabama vs. Charleston Southern (3 for 123) | 2015 |
| 2. | 40.8— | Alabama vs. LSU (5 for 204) | 1991 |
| 3. | 40.7— | LSU vs. North Texas (4 for 163) | 2008 |
| 4. | 40.4— | Georgia vs. Oregon State (5 for 202) | 1971 |
| 5. | 38.7— | Ole Miss vs. SMU (3 for 116) | 1998 |
| 6. | 38.4— | LSU vs. Baylor (5 for 192) | 1969 |
| 7. | 38.3— | LSU vs. Arkansas (3 for 115) | 2011 |
| 8. | 37.0— | LSU vs. Rice (4 for 148) | 1965 |
| 9. | 37.0— | Alabama at Arkansas (3 for 111) | 2020 |
| 10. | 36.0— | Arkansas vs. Ole Miss (4 for 144) | 2010 |

SEASON:

| | | | |
|-----|-------|--------------------------------|------|
| 1. | 24.1— | Alabama (22 for 531) | 2019 |
| 2. | 20.8— | Mississippi State (25 for 521) | 1971 |
| 3. | 20.5— | Mississippi State (22 for 450) | 1965 |
| 4. | 20.4— | Kentucky (18 for 368) | 2006 |
| 5. | 19.7— | Florida (32 for 630) | 1947 |
| 6. | 18.8— | Ole Miss (36 for 676) | 1948 |
| | 18.8— | LSU (27 for 509) | 2009 |
| 8. | 17.8— | Auburn (17 for 303) | 2014 |
| 9. | 17.6— | Georgia (24 for 422) | 2008 |
| 10. | 17.2— | Kentucky (25 for 595) | 2005 |

RECORDS AND RESULTS

KICKOFF RETURNS

MOST RETURNS

GAME:

| | | | |
|----|-----|-------------------------------|------|
| 1. | 11— | Ole Miss vs. Alabama | 1989 |
| | 11— | Kentucky vs. Florida | 1994 |
| 3. | 10— | Mississippi State vs. Houston | 1969 |
| | 10— | Mississippi State vs. Tulane | 1949 |
| | 10— | Arkansas vs. Auburn | 2010 |
| 6. | 9— | Alabama vs. Southern Cal | 1970 |
| | 9— | Vanderbilt vs. Alabama | 1990 |
| | 9— | Vanderbilt vs. Auburn | 1990 |
| | 9— | Vanderbilt vs. Tennessee | 1993 |
| | 9— | South Carolina vs. Florida | 2001 |
| | 9— | Kentucky vs. Georgia | 2004 |
| | 9— | Tennessee vs. Florida | 2007 |
| | 9— | South Carolina vs. Arkansas | 2007 |
| | 9— | LSU at Florida | 2008 |
| | 9— | Ole Miss vs. Georgia | 2011 |
| | 9— | Ole Miss vs. Alabama | 2011 |
| | 9— | Kentucky vs. Louisville | 2017 |

SEASON:

| | | | |
|----|-----|-------------------|------|
| 1. | 63— | Kentucky | 2007 |
| | 63— | Auburn | 2009 |
| | 63— | Ole Miss | 2010 |
| | 63— | Auburn | 2010 |
| 5. | 62— | Kentucky | 2000 |
| 6. | 61— | Mississippi State | 2009 |
| 7. | 60— | Tennessee | 2007 |
| | 60— | Georgia | 2009 |
| 9. | 59— | Ole Miss | 2007 |
| | 59— | Kentucky | 2010 |

YARDS RETURNED

GAME:

| | | | |
|-----|------|---|------|
| 1. | 287— | Kentucky vs. Idaho State (5 returns) | 2005 |
| 2. | 268— | Florida vs. Nebraska (10 returns) | 1995 |
| 3. | 266— | Vanderbilt vs. South Carolina (7 returns) | 2014 |
| 4. | 260— | Tennessee vs. Florida (9 returns) | 2007 |
| 5. | 259— | Alabama vs. Auburn (8 returns) | 1969 |
| 6. | 257— | Auburn v. Utah State (7 returns) | 2011 |
| 7. | 254— | Kentucky vs. Louisville (6 returns) | 2009 |
| 8. | 252— | Georgia vs. South Carolina (7 returns) | 2009 |
| 9. | 250— | Alabama vs. Boston College (7 returns) | 1984 |
| 10. | 243— | Vanderbilt vs. Ole Miss (8 returns) | 2002 |
| | 243— | South Carolina vs. Arkansas (9 returns) | 2007 |

SEASON:

| | | | |
|-----|--------|--------------------------------|------|
| 1. | 1,514— | Mississippi State (61 returns) | 2009 |
| 2. | 1,493— | Auburn (63 returns) | 2009 |
| 3. | 1,482— | Auburn (63 returns) | 2010 |
| 4. | 1,462— | Tennessee (60 returns) | 2007 |
| 5. | 1,394— | Kentucky (63 returns) | 2007 |
| 6. | 1,392— | Florida (53 returns) | 2010 |
| 7. | 1,369— | Tennessee (57 returns) | 2009 |
| 8. | 1,349— | Ole Miss (63 returns) | 2010 |
| 9. | 1,343— | Kentucky (59 returns) | 2010 |
| 10. | 1,327— | Georgia (60 returns) | 2009 |

YARDS PER RETURN

GAME: (Min. 3)

| | | | |
|-----|-------|---|------|
| 1. | 66.7— | Kentucky vs. Vanderbilt (3 for 200) | 1945 |
| 2. | 59.0— | Alabama vs. Southern Miss (3 for 177) | 2021 |
| 3. | 57.4— | Kentucky vs. Idaho State (5 for 287) | 2005 |
| 4. | 52.7— | Ole Miss vs. Arkansas (3 for 158) | 1999 |
| 5. | 49.3— | LSU vs. Utah (3 for 148) | 1974 |
| 6. | 48.3— | Arkansas vs. Mississippi State (3 for 145) | 2006 |
| 7. | 47.0— | Auburn vs. Washington State (3 for 141) | 2013 |
| 8. | 46.0— | Mississippi State vs. Southern Miss (3 for 138) | 1966 |
| 9. | 45.7— | Ole Miss vs. Arkansas (3 for 137) | 1940 |
| 10. | 45.0— | Kentucky vs. Louisville (4 for 180) | 2023 |

SEASON:

| | | | |
|----|-------|--------------------------------|------|
| 1. | 32.3— | Tennessee (28 for 904) | 2015 |
| | 30.1— | Kentucky (23 for 693) | 2023 |
| 3. | 29.2— | Arkansas (33 for 965) | 2005 |
| 4. | 28.8— | Mississippi State (19 for 547) | 1940 |
| 5. | 28.1— | Mississippi State (14 for 393) | 2020 |
| 6. | 27.8— | Alabama (19 for 529) | 1963 |
| | 27.8— | Mississippi State (21 for 213) | 2022 |

| | | | |
|-----|-------|------------------|------|
| 8. | 26.8— | LSU (18 for 484) | 1962 |
| 9. | 26.7— | LSU (26 for 695) | 2014 |
| 10. | 26.6— | Georgia | 1947 |

SCORING

MOST POINTS

GAME:

| | | | |
|-----|-----|--|------|
| 1. | 93— | LSU vs. Southwestern Louisiana | 1936 |
| 2. | 92— | Ole Miss vs. West Tennessee Teachers | 1935 |
| 3. | 89— | Alabama vs. Delta State | 1951 |
| 4. | 83— | Kentucky vs. North Dakota | 1950 |
| 5. | 82— | Florida vs. Central Michigan | 1997 |
| 6. | 81— | Georgia vs. Mercer | 1941 |
| 7. | 79— | Missouri vs. Delaware State | 2016 |
| 8. | 77— | Alabama vs. Virginia Tech | 1973 |
| | 77— | LSU vs. Rice | 1977 |
| | 77— | Florida vs. West Texas State | 1982 |
| | 77— | South Carolina vs. Kent | 1995 |
| | 77— | Kentucky vs. Texas-El Paso | 2002 |
| 13. | 76— | Georgia vs. The Citadel | 1958 |
| | 76— | Auburn vs. UT-Chattanooga | 1995 |
| | 76— | Ole Miss vs. UT Martin | 2015 |
| 16. | 75— | Georgia vs. Florida | 1942 |
| 17. | 74— | Texas A&M vs. LSU | 2018 |
| 18. | 73— | Florida vs. Kentucky | 1994 |
| | 73— | Auburn vs. Louisiana-Monroe | 2003 |
| | 73— | Arkansas vs. Nicholls State | 2014 |
| | 73— | Texas A&M vs. Lamar | 2014 |
| | 73— | Ole Miss vs. Fresno State | 2015 |
| 23. | 72— | Kentucky vs. Tennessee Tech | 1972 |
| | 72— | Missouri vs. Missouri State | 2017 |
| | 72— | LSU vs. Texas A&M | 2018 |
| | 72— | South Carolina vs. Charleston Southern | 2019 |
| | 72— | LSU vs. Grambling | 2023 |
| 28. | 71— | Alabama vs. Vanderbilt | 1945 |
| | 71— | Kentucky vs. Southern Miss | 1949 |
| | 71— | Florida vs. Vanderbilt | 2001 |
| 31. | 70— | Georgia vs. Furman | 1946 |
| | 70— | Kentucky vs. Xavier | 1946 |
| | 70— | LSU vs. Arkansas State | 1991 |
| | 70— | Georgia vs. Northeast Louisiana | 1994 |
| | 70— | Florida vs. New Mexico State | 1994 |
| | 70— | Tennessee vs. Louisiana-Monroe | 2000 |
| | 70— | Florida vs. The Citadel | 2008 |
| | 70— | Texas A&M vs. South Carolina State | 2012 |
| | 70— | South Carolina vs. Coastal Carolina | 2013 |

SEASON:

| | | | |
|-----|------|----------------------|------|
| 1. | 726— | LSU (15 games) | 2019 |
| 2. | 684— | Alabama (15 games) | 2018 |
| 3. | 630— | Alabama (13 games) | 2020 |
| 4. | 616— | Georgia (15 games) | 2022 |
| 5. | 614— | Alabama (13 games) | 2019 |
| 6. | 611— | Florida (14 games) | 2008 |
| 7. | 599— | Tennessee (13 games) | 2022 |
| 8. | 598— | Alabama (15 games) | 2021 |
| 9. | 592— | LSU (13 games) | 2023 |
| 10. | 586— | Alabama (15 games) | 2016 |

MOST POINTS - TWO TEAMS OVERTIME GAMES ONLY

| | | | |
|----|------|---|------|
| 1. | 146— | Texas A&M (74) vs. LSU (72) [7 OT] | 2018 |
| 2. | 134— | Arkansas (71) vs. Kentucky (63) [7 OT] | 2003 |
| 3. | 114— | Arkansas (58) vs. Ole Miss (56) [7OT] | 2001 |
| 4. | 105— | Georgia (56) vs. Auburn (49) [4 OT] | 1996 |
| | 105— | Arkansas (53) vs. Ole Miss (52) [2 OT] | 2015 |
| 6. | 102— | Tennessee (52) vs. Kentucky (50) [4 OT] | 2007 |
| | 102— | Georgia (54) vs. Oklahoma (48) [2 OT] | 2017 |
| | 100— | Arkansas (54) vs. Auburn (46) [4 OT] | 2015 |
| 9. | 99— | Georgia Tech (51) vs. Georgia (48) [OT] | 1999 |
| | 99— | Missouri (51) at Tennessee (48) [4OT] | 2012 |

MOST POINTS - TWO TEAMS DOES NOT INCLUDE OVERTIME GAMES

| | | | |
|----|------|--|------|
| 1. | 122— | Florida (70) vs. Samford (52) | 2021 |
| 2. | 116— | Texas A&M (59) vs. Louisiana Tech (57) | 2012 |
| 3. | 115— | Missouri (72) vs. Missouri State (43) | 2017 |
| 4. | 111— | Alabama (63) vs. Ole Miss (48) | 2020 |
| 5. | 108— | Auburn (65) vs. Arkansas (43) | 2010 |
| 6. | 107— | Texas A&M (52) vs. Wake Forest (55) | 2017 |



RECORDS AND RESULTS

| | | | |
|-----|------|--|------|
| 7. | 104— | South Carolina (65) vs. Mississippi State (39) | 1995 |
| | 104— | LSU (66) vs. Vanderbilt (38) | 2019 |
| | 104— | Ole Miss (55) vs. LSU (49) | 2023 |
| 10. | 103— | Tennessee (55) vs. Troy (48) | 2012 |
| 11. | 102— | Kentucky (68) vs. Louisville (34) | 1998 |
| 12. | 101— | Auburn (59) vs. Missouri (42) | 2013 |
| | 101— | Mississippi State (51) vs. Arkansas (50) | 2015 |
| | 101— | Ole Miss (59) vs. South Carolina (42) | 2020 |
| | 101— | South Carolina (63) vs. Tennessee (38) | 2022 |
| | 101— | LSU (53) vs. Ole Miss (48) | 2020 |
| | 101— | Tennessee (52) vs. Alabama (49) | 2022 |
| 18. | 100— | Texas A&M (52) vs. Duke (48) | 2013 |
| | 100— | Arkansas (58) at Mississippi State (42) | 2016 |
| | 100— | Tennessee (63) vs. Missouri (37) | 2016 |

POINTS PER GAME

| | | | |
|-----|-------|--|------|
| 1. | 48.5— | Alabama (630 in 13 games) | 2020 |
| 2. | 48.4— | LSU (726 in 15 games) | 2019 |
| 3. | 47.2— | Alabama (614 in 13 games) | 2019 |
| 4. | 46.6— | Florida (559 in 12 games) | 1996 |
| 5. | 46.1— | Tennessee (599 in 13 games) | 2022 |
| 6. | 45.6— | Alabama (684 points in 15 games) | 2018 |
| 7. | 45.5— | LSU (592 points in 13 games) | 2023 |
| 8. | 44.5— | Florida (534 in 12 games) | 1995 |
| | 44.5— | Texas A&M (578 in 13 games) | 2012 |
| 10. | 44.2— | Texas A&M (575 in 13 games) | 2013 |

MOST TOUCHDOWNS

| | | | |
|--------------|-----|--|------|
| GAME: | | | |
| 1. | 14— | Ole Miss vs. West Tennessee Teachers | 1935 |
| | 14— | LSU vs. Southwestern Louisiana | 1936 |
| 3. | 13— | Alabama vs. Delta State | 1951 |
| 4. | 12— | Kentucky vs. North Dakota | 1950 |
| | 12— | Florida vs. Central Michigan | 1997 |
| 6. | 11— | South Carolina vs. Kent | 1995 |
| | 11— | Auburn vs. UT-Chattanooga | 1995 |
| | 11— | Alabama vs. Virginia Tech | 1973 |
| | 11— | LSU vs. Rice | 1977 |
| | 11— | Florida vs. West Texas State | 1982 |
| | 11— | Kentucky vs. Texas-El Paso | 2002 |
| | 11— | Ole Miss vs. UT Martin | 2015 |
| | 11— | Missouri vs. Delaware State | 2016 |

| | | | |
|----------------|-----|--------------------------------|------|
| SEASON: | | | |
| 1. | 95— | LSU (15 games) | 2019 |
| 2. | 92— | Alabama (15 games) | 2018 |
| 3. | 83— | Alabama (13 games) | 2019 |
| 4. | 82— | Florida (14 games) | 2008 |
| 5. | 79— | Alabama (13 games) | 2020 |
| | 79— | Tennessee (13 games) | 2022 |
| | 79— | LSU (13 games) | 2023 |
| 8. | 78— | Texas A&M (13 games) | 2012 |
| | 78— | Texas A&M (13 games) | 2013 |
| 10. | 76— | Florida (12 games) | 1996 |
| | 76— | Georgia (15 games) | 2022 |

MOST FIELD GOALS MADE

| | | | |
|--------------|----|--|------|
| GAME: | | | |
| 1. | 6— | Auburn vs. Kentucky | 1982 |
| | 6— | Florida vs. Florida State | 1983 |
| | 6— | Florida vs. Kentucky | 1984 |
| | 6— | Alabama vs. SW Louisiana | 1990 |
| | 6— | Georgia vs. Georgia Tech | 2001 |
| | 6— | Auburn vs. LSU | 2016 |
| 7. | 5— | Auburn vs. Florida | 1977 |
| | 5— | Tennessee vs. Kentucky | 1978 |
| | 5— | Florida vs. Ole Miss | 1980 |
| | 5— | Tennessee vs. Kentucky | 1982 |
| | 5— | Tennessee vs. Memphis State | 1982 |
| | 5— | Ole Miss vs. Tulane | 1991 |
| | 5— | Kentucky vs. Mississippi State | 1994 |
| | 5— | Mississippi State vs. N.C. State | 1995 |
| | 5— | Auburn vs. UAB | 1996 |
| | 5— | Mississippi State vs. Arkansas | 1998 |
| | 5— | Tennessee vs. Florida | 2000 |
| | 5— | South Carolina vs. Georgia | 2009 |
| | 5— | Alabama vs. Ole Miss | 2009 |
| | 5— | Ole Miss vs. Louisiana-Lafayette | 2010 |
| | 5— | Mississippi State vs. UAB | 2010 |
| | 5— | LSU vs. Mississippi State | 2010 |
| | 5— | Florida vs. Tennessee | 2011 |

| | | |
|----|--|------|
| 5— | Alabama vs. LSU, BCS Championship Game | 2011 |
| 5— | Missouri vs. Florida | 2013 |
| 5— | Auburn vs. Alabama | 2014 |
| 5— | Texas A&M vs. Auburn | 2016 |
| 5— | LSU vs. Georgia | 2018 |
| 5— | Missouri vs. South Carolina | 2018 |
| 5— | Missouri vs. Arkansas | 2020 |

SEASON:

| | | | |
|----|-----|---------------------|------|
| 1. | 31— | Georgia | 2003 |
| 2. | 30— | Alabama | 2009 |
| 3. | 29— | LSU | 2018 |
| 4. | 28— | Auburn | 2016 |
| | 28— | LSU | 2010 |
| 6. | 27— | Tennessee | 1982 |
| | 27— | Georgia | 2019 |
| | 27— | Georgia | 2022 |
| 9. | 26— | Georgia | 2002 |
| | 26— | LSU | 2007 |

MOST PAT KICKS MADE

| | | | |
|--------------|-----|--|------|
| GAME: | | | |
| 1. | 11— | Kentucky vs. North Dakota | 1950 |
| | 11— | Alabama vs. Delta State | 1951 |
| | 11— | Alabama vs. Virginia Tech | 1973 |
| | 11— | LSU vs. Rice | 1977 |
| | 11— | Florida vs. West Texas State | 1982 |
| | 11— | South Carolina vs. Kent | 1995 |
| | 11— | Kentucky vs. Texas-El Paso | 2002 |

| | | | |
|----------------|-----|---------------------|------|
| SEASON: | | | |
| 1. | 89— | LSU | 2019 |
| 2. | 84— | Alabama | 2020 |
| 3. | 83— | Alabama | 2018 |
| 4. | 82— | Florida | 2008 |
| 5. | 80— | Alabama | 2019 |
| 6. | 78— | LSU | 2023 |
| 7. | 77— | Texas A&M | 2012 |
| 8. | 75— | Tennessee | 2022 |
| 9. | 74— | Auburn | 2010 |
| 10. | 73— | Texas A&M | 2013 |
| | 73— | Georgia | 2022 |

CONSECUTIVE PAT KICKS MADE

| | | | |
|-----|-------|---|--------------|
| 1. | *363— | Georgia (Jack Podlesny 72, Rodrigo Blankenship 200, David Marvin 1, William Ham 10, . . . Marshall Morgan 38, Patrick Beless 2, Marshall Morgan 40) | 2014-2021 |
| 2. | 304— | Auburn (Cody Parkey 27, Daniel Carlson 198, Ian Shannon 5, Anders Carlson 72, Sage . . . Ledbetter 2) | 2013-19 |
| 3. | 242— | Tennessee (Aaron Medley 154, Brent Cimaglia 88) | 2014-20 |
| 4. | 234— | Texas A&M (Josh Lambo 109, Taylor Bertolet 38, Daniel LaCamera 87) | 2013-17 |
| 5. | 209— | Auburn (Robert Bironas 1, Damon Duval 130, Philip Yost 23, John Vaughn 55) | 1999-04 |
| 6. | 199— | Alabama (Peter Kim 54, Paul Trodd 4, Terry Sanders 1, Van Tiffin 135, Philip Doyle 5) | 1981-87 |
| 7. | 168— | Tennessee (John Becksvoort 161, Jeff Hall 7) | 1991-94 |
| 8. | 164— | Alabama (Will Reichard 135, Joseph Bulovas 29) | 2019-21 |
| 9. | 156— | South Carolina (Elliott Fry 155, Landon Ard 1) | 2013-16 |
| 10. | 148— | LSU (Drew Alleman 106, Colby Delahoussaye 42) | 2011-13 |
| 11. | 143— | Alabama (Will Reichard 142, Conor Talty 1) | 2021-present |
| 12. | 130— | Georgia (Rex Robinson 101, Kevin Butler 29) | 1977-81 |
| 13. | 128— | Kentucky ((Austin MacGinnis 67, Miles Butler 40, Chance Poore 17, Matt Ruffolo 4) 2016-19 | |
| 14. | 121— | LSU (Cade York 118, Preston Stafford 1, Damian Ramos 2) | 2019-22 |
| 14. | 119— | Georgia (Blair Walsh 119) | 2008-10 |
| 16. | 116— | Mississippi State (Adam Carlson 47, Brent Smith 35, Keith Andrews 32, John Michael Marlin 2) | 2002-07 |
| 17. | 114— | Florida (Bart Edmiston 114) | 1995-96 |
| 18. | 114— | Georgia (Brandon Coutu 114) | 2004-07 |
| 19. | 113— | Georgia (Billy Bennett 113) | 2000-03 |

*NCAA record

MOST POINTS IN A TIE GAME

| | | |
|--------|-------------------------------------|------|
| 37-37— | Alabama vs. Florida State | 1967 |
|--------|-------------------------------------|------|

RECORDS AND RESULTS

SOUTHEASTERN CONFERENCE TEAM DEFENSE RECORDS

RUSHING DEFENSE FEWEST RUSHES ALLOWED

GAME:

| | | | |
|-----|-----|--------------------------------|------|
| 1. | 13— | Florida vs. Vanderbilt | 1983 |
| | 13— | Alabama vs. Vanderbilt | 1989 |
| 3. | 14— | Florida vs. Georgia | 1993 |
| | 14— | Tennessee vs. Georgia | 1994 |
| | 14— | Ole Miss vs. Texas Tech | 2008 |
| | 14— | Alabama vs. Clemson | 2008 |
| | 14— | Alabama vs. Florida | 2009 |
| | 14— | Florida at Arkansas | 2016 |
| | 14— | LSU vs. BYU | 2017 |
| | 14— | Georgia vs. Notre Dame | 2019 |
| | 14— | Kentucky vs. Mississippi State | 2020 |
| 11. | 15— | Arkansas vs. Auburn | 1995 |
| | 15— | Arkansas vs. South Carolina | 2006 |
| | 15— | Arkansas vs. Hawaii | 2006 |
| | 15— | Alabama vs. Mississippi State | 2020 |

SEASON:

| | | | |
|-----|------|------------------------------|------|
| 1. | 231— | Tennessee (9 games) | 1945 |
| 2. | 300— | Ole Miss (10 games) | 1962 |
| 3. | 321— | Alabama (10 games) | 1961 |
| 4. | 328— | Mississippi State (10 games) | 1936 |
| 5. | 334— | Mississippi State (10 games) | 1946 |
| 6. | 335— | Alabama (12 games) | 1999 |
| 7. | 338— | Tennessee (11 games) | 2000 |
| 8. | 346— | LSU (10 games) | 2020 |
| 9. | 347— | Florida (11 games) | 2001 |
| 10. | 349— | LSU (11 games) | 1962 |

FEWEST YARDS ALLOWED

GAME:

| | | | |
|-----|------|---------------------------------|------|
| 1. | -93— | Kentucky vs. Kansas State | 1970 |
| 2. | -85— | Auburn vs. Miami | 1968 |
| 3. | -78— | Mississippi State vs. Florida | 2000 |
| 4. | -64— | Ole Miss vs. Mississippi State | 2008 |
| 5. | -56— | Florida vs. Arkansas | 1997 |
| 6. | -50— | LSU vs. Ole Miss | 1982 |
| | -50— | Georgia vs. Kentucky | 1999 |
| 8. | -49— | Alabama vs. Houston | 1962 |
| | -49— | Georgia vs. VMI | 1967 |
| 10. | -48— | Alabama vs. Michigan State | 2010 |
| 11. | -43— | LSU vs. Tulane | 1976 |
| 12. | -42— | LSU vs. Texas A&M | 1970 |
| 13. | -39— | Kentucky vs. Evansville | 1947 |
| | -39— | Tennessee vs. Tulsa | 1943 |
| 15. | -36— | Florida vs. Northeast Louisiana | 1998 |
| | -36— | Auburn vs. Florida | 2001 |
| 17. | -30— | Auburn vs. Tennessee | 1957 |
| 18. | -29— | Kentucky vs. Vanderbilt | 1996 |
| 19. | -28— | Florida vs. Auburn | 1997 |

SEASON:

| | | | |
|-----|------|------------------------------|------|
| 1. | 305— | Alabama (9 games) | 1938 |
| 2. | 384— | LSU (10 games) | 1969 |
| 3. | 385— | Tennessee (9 games) | 1945 |
| 4. | 410— | Alabama (9 games) | 1945 |
| 5. | 505— | Mississippi State (10 games) | 1940 |
| 6. | 574— | LSU (11 games) | 1970 |
| 7. | 588— | Alabama (10 games) | 1962 |
| 8. | 596— | Georgia (10 games) | 1941 |
| 9. | 610— | Ole Miss (9 games) | 1962 |
| 10. | 660— | Alabama (12 games) | 1992 |

FEWEST YARDS PER GAME

| | | | |
|----|-------|---|------|
| 1. | 33.9— | Alabama (305 yards in 9 games) | 1938 |
| 2. | 38.4— | LSU (384 yards in 10 games) | 1969 |
| 3. | 39.1— | Alabama (352 yards in 9 games) | 1945 |
| 4. | 42.8— | Tennessee (385 yards in 9 games) | 1945 |
| 5. | 50.5— | Mississippi State (505 yards in 10 games) | 1940 |
| 6. | 51.5— | LSU (566 yards in 11 games) | 1970 |
| 7. | 54.2— | Georgia (596 yards in 11 games) | 1941 |

| | | | |
|-----|-------|---------------------------------|------|
| 8. | 55.0— | Alabama (660 yards in 12 games) | 1992 |
| | 55.0— | Alabama (10 games) | 1961 |
| 9. | 58.8— | Alabama (588 yards in 10 games) | 1962 |
| 10. | 63.2— | Auburn (695 yards in 11 games) | 1988 |

FEWEST YARDS PER RUSH

GAME:

| | | | |
|----|--------|---|------|
| 1. | -3.95— | Kentucky vs. Kansas State (-91 in 23 rushes) | 1970 |
| 2. | -3.54— | Mississippi State vs. Florida (-78 in 22 rushes) | 2000 |
| 3. | -2.37— | Ole Miss vs. Mississippi State (-64 in 27 rushes) | 2008 |
| 4. | -2.08— | Georgia vs. Kentucky (-50 in 24 rushes) | 1999 |
| 5. | -2.00— | Auburn vs. Florida (-36 in 18 rushes) | 2001 |
| 6. | -1.98— | Auburn vs. Miami (-85 in 43 rushes) | 1968 |

SEASON:

| | | | |
|-----|-------|---|------|
| 1. | 0.95— | Alabama (305 yards in 321 rushes) | 1938 |
| 2. | 1.09— | LSU (384 yards in 353 rushes) | 1969 |
| 3. | 1.44— | Mississippi State (505 yards in 350 rushes) | 1940 |
| 4. | 1.59— | LSU (566 yards in 366 rushes) | 1970 |
| 5. | 1.67— | Tennessee (385 yards in 231 rushes) | 1945 |
| | 1.67— | Alabama (660 yards in 395 rushes) | 1992 |
| 7. | 1.71— | Alabama (550 yards in 321 rushes) | 1961 |
| 8. | 1.73— | Kentucky (788 yards in 455 rushes) | 1949 |
| | 1.73— | Auburn (674 yards in 390 rushes) | 1957 |
| 10. | 1.82— | Ole Miss (741 yards in 408 rushes) | 1966 |

FEWEST RUSHING TOUCHDOWNS ALLOWED

SEASON:

| | | | |
|-----|-----|-------------------|------|
| 1. | *0— | Tennessee | 1939 |
| | *0— | LSU | 1962 |
| | *0— | Ole Miss | 1963 |
| 4. | 1— | Ole Miss | 1959 |
| | 1— | LSU | 1959 |
| | 1— | LSU | 1961 |
| 7. | 2— | Mississippi State | 1936 |
| | 2— | Ole Miss | 1954 |
| | 2— | Ole Miss | 1961 |
| | 2— | LSU | 1970 |
| | 2— | Alabama | 1979 |
| | 2— | Georgia | 2019 |
| 13. | 3— | LSU | 1960 |
| | 3— | Ole Miss | 1962 |
| | 3— | Ole Miss | 1966 |
| | 3— | Florida | 1984 |
| | 3— | Auburn | 1988 |
| | 3— | Tennessee | 1999 |
| | 3— | Tennessee | 1999 |
| | 3— | Alabama | 2011 |
| | 3— | Georgia | 2021 |

*NCAA Record

PASSING DEFENSE

FEWEST PASSES

GAME:

| | | | |
|----|-----|---------------------------------|------|
| 1. | *0— | Kentucky vs. Tennessee | 1952 |
| | 0— | Tennessee vs. Georgia Tech | 1977 |
| | 0— | Florida vs. Georgia Southern | 2013 |
| | 0— | Alabama vs. The Citadel | 2018 |
| 5. | 1— | Mississippi State vs. Union | 1942 |
| | 1— | Tennessee vs. Mississippi State | 1950 |
| | 1— | Vanderbilt vs. Tennessee | 1951 |

SEASON:

| | | | |
|----|------|------------------------------|------|
| 1. | 73— | Georgia Tech (10 games) | 1957 |
| 2. | 84— | Florida (9 games) | 1946 |
| 3. | 87— | Alabama (10 games) | 1955 |
| 4. | 88— | Alabama (9 games) | 1938 |
| 5. | 92— | Florida (10 games) | 1955 |
| 6. | 93— | Tulane (10 games) | 1957 |
| 7. | 96— | Kentucky (10 games) | 1955 |
| 8. | 102— | Mississippi State (9 games) | 1950 |
| 9. | 103— | Mississippi State (10 games) | 1936 |
| | 103— | LSU (10 games) | 1955 |



RECORDS AND RESULTS

FEWEST COMPLETIONS

GAME:

Several teams with 0
Last Team: Alabama vs. The Citadel 2018

SEASON:

| | | | |
|----|-----|-----------------------------------|------|
| 1. | 31— | Alabama (9 games)..... | 1938 |
| | 31— | Georgia Tech (10 games)..... | 1957 |
| 3. | 33— | Tulane (10 games)..... | 1957 |
| 4. | 35— | Kentucky (10 games)..... | 1955 |
| 5. | 36— | Auburn (11 games)..... | 1936 |
| 6. | 37— | Florida (10 games)..... | 1955 |
| | 37— | Kentucky (10 games)..... | 1957 |
| 8. | 39— | Florida (9 games)..... | 1957 |
| 9. | 40— | Mississippi State (10 games)..... | 1936 |
| | 40— | Alabama (10 games)..... | 1955 |
| | 40— | LSU (10 games)..... | 1955 |

LOWEST COMPLETION PERCENTAGE

GAME:

Several teams with 0
Last Team: Alabama vs. The Citadel 2018

SEASON:

| | | | |
|-----|-------|---------------------------|------|
| 1. | 27.1— | Auburn (36 of 133)..... | 1950 |
| 2. | 31.9— | Ole Miss (52 of 163)..... | 1950 |
| 3. | 32.2— | Kentucky (37 of 115)..... | 1957 |
| 4. | 33.1— | Ole Miss (44 of 133)..... | 1957 |
| 5. | 35.2— | Alabama (43 of 122)..... | 1954 |
| 6. | 35.5— | Alabama (61 of 172)..... | 1949 |
| | 35.5— | Tulane (33 of 93)..... | 1957 |
| 8. | 35.6— | Kentucky (48 of 135)..... | 1954 |
| 9. | 35.7— | Florida (50 of 140)..... | 1950 |
| 10. | 35.8— | Tulane (67 of 187)..... | 1949 |
| | 35.8— | Alabama (78 of 218)..... | 1979 |

FEWEST YARDS

GAME:

| | | | |
|----|------|--|------|
| 1. | -10— | Auburn vs. Alabama (1 comp.)..... | 1952 |
| 2. | -3— | Tennessee vs. Kentucky (1 comp.)..... | 1949 |
| 3. | -3— | Georgia Tech vs. South Carolina (1 comp.)..... | 1949 |
| 4. | -1— | Kentucky vs. LSU..... | 1953 |
| | -1— | Florida vs. Vanderbilt (1 comp.)..... | 1958 |

SEASON:

| | | | |
|-----|------|-----------------------------------|------|
| 1. | 291— | Alabama (9 games)..... | 1945 |
| 2. | 325— | Mississippi State (10 games)..... | 1936 |
| 3. | 334— | Georgia Tech (10 games)..... | 1957 |
| 4. | 392— | Tennessee (10 games)..... | 1939 |
| 5. | 412— | Tulane (10 games)..... | 1951 |
| 6. | 420— | Florida (10 games)..... | 1955 |
| 7. | 457— | Alabama (10 games)..... | 1959 |
| 8. | 477— | Florida (9 games)..... | 1957 |
| 9. | 479— | Kentucky (10 games)..... | 1955 |
| 10. | 500— | Ole Miss (10 games)..... | 1957 |

FEWEST TOUCHDOWNS

SEASON:

| | | | |
|----|-----|-----------------------------------|------|
| 1. | *0— | Tennessee (10 games)..... | 1939 |
| | 0— | Florida (10 games)..... | 1954 |
| 2. | 1— | Ole Miss (10 games)..... | 1956 |
| | 1— | Ole Miss (11 games)..... | 1957 |
| | 1— | Ole Miss (11 games)..... | 1959 |
| | 1— | Ole Miss (11 games)..... | 1961 |
| 6. | 2— | Mississippi State (9 games)..... | 1960 |
| | 2— | Mississippi State (10 games)..... | 1953 |
| | 2— | Mississippi State (11 games)..... | 1936 |
| 9. | 3— | LSU (10 games)..... | 1959 |

INTERCEPTIONS

GAME:

| | | | |
|----|----|--|------|
| 1. | 9— | Georgia vs. Presbyterian (42 passes)..... | 1943 |
| | 9— | Auburn vs. Florida (66 passes)..... | 1969 |
| 3. | 8— | Tennessee vs. Alabama (51 passes)..... | 1970 |
| | 8— | Alabama vs. Mississippi State (24 passes)..... | 1936 |

| | | | |
|----|------------------------------------|---------------------------------------|------|
| 8— | LSU vs. Villanova (38 passes)..... | 1951 | |
| 6. | 7— | Ole Miss vs. Southwestern..... | 1939 |
| | 7— | Alabama vs. Auburn (24 passes)..... | 1965 |
| | 7— | Ole Miss vs. Houston (31 passes)..... | 1966 |
| | 7— | Kentucky vs. Florida (52 passes)..... | 1993 |

*—NCAA record

SEASON:

| | | | |
|----|-----|----------------|------|
| 1. | 36— | Tennessee..... | 1970 |
| 2. | 35— | Georgia..... | 1982 |
| 3. | 34— | Auburn..... | 1969 |
| 4. | 33— | Georgia..... | 1946 |
| 5. | 30— | Tennessee..... | 1969 |
| 6. | 29— | Kentucky..... | 1949 |
| 7. | 28— | Ole Miss..... | 1940 |
| | 28— | Kentucky..... | 1950 |
| 9. | 26— | LSU..... | 1984 |
| | 26— | LSU..... | 1986 |

INTERCEPTION RETURN YARDS

GAME:

| | | | |
|----|-------|---|------|
| 1. | *240— | Kentucky vs. Ole Miss (6 ints.)..... | 1949 |
| 2. | 214— | Tennessee vs. South Carolina (5 ints.)..... | 1971 |

SEASON:

| | | | |
|----|-------|---------------------------|------|
| 1. | *782— | Tennessee (25 ints.)..... | 1971 |
| 2. | 719— | Kentucky (29 ints.)..... | 1949 |

INTERCEPTION RETURN TOUCHDOWNS

SEASON:

| | | | |
|----|-----|------------------------|------|
| 1. | *7— | Tennessee..... | 1971 |
| 2. | 6— | Kentucky..... | 1949 |
| | 6— | Mississippi State..... | 1994 |
| | 6— | Alabama..... | 2018 |
| 5. | 5— | LSU..... | 2003 |
| | 5— | Mississippi State..... | 2007 |
| | 5— | Florida..... | 2008 |
| | 5— | South Carolina..... | 2010 |
| 9. | 4— | Tennessee..... | 2008 |
| | 4— | Mississippi State..... | 1998 |
| | 4— | Tennessee..... | 1990 |
| | 4— | LSU..... | 1991 |
| | 4— | Auburn..... | 1993 |
| | 4— | Auburn..... | 1994 |
| | 4— | Georgia..... | 2000 |
| | 4— | Mississippi State..... | 2000 |
| | 4— | Arkansas..... | 2000 |
| | 4— | Georgia..... | 2002 |
| | 4— | Tennessee..... | 2010 |
| | 4— | Kentucky..... | 2014 |
| | 4— | Alabama..... | 2015 |
| | 4— | Ole Miss..... | 2015 |
| | 4— | Arkansas..... | 2016 |
| | 4— | Florida..... | 2018 |
| | 4— | LSU..... | 2021 |
| | 4— | Georgia..... | 2021 |
| | 4— | Tennessee..... | 2023 |

TOTAL DEFENSE

FEWEST PLAYS

GAME:

| | | | |
|-----|-----|------------------------------------|------|
| 1. | 24— | Ole Miss vs. South Carolina..... | 1947 |
| 2. | 30— | Auburn vs. Ole Miss..... | 1985 |
| 3. | 33— | Tennessee vs. Vanderbilt..... | 1946 |
| | 33— | LSU vs. New Mexico..... | 2022 |
| | 33— | LSU vs. Kentucky..... | 1962 |
| 6. | 34— | Alabama vs. Southern Miss..... | 1954 |
| 7. | 35— | Mississippi State vs. Howard..... | 1963 |
| | 35— | LSU vs. Tulane..... | 1961 |
| | 36— | LSU vs. Mercer..... | 1940 |
| 10. | 37— | Vanderbilt vs. Chattanooga..... | 1950 |
| | 37— | Mississippi State vs. Florida..... | 1956 |
| | 37— | LSU vs. Mississippi State..... | 1958 |

SEASON:

| | | | |
|----|------|----------------|------|
| 1. | 368— | Tennessee..... | 1945 |
|----|------|----------------|------|

RECORDS AND RESULTS

| | | | |
|-----|------|-------------------|------|
| 2. | 431— | Mississippi State | 1936 |
| 3. | 439— | Ole Miss | 1963 |
| 4. | 446— | Ole Miss | 1962 |
| 5. | 470— | Mississippi State | 1950 |
| 6. | 494— | Florida | 1957 |
| 7. | 495— | Auburn | 1964 |
| 8. | 506— | Auburn | 1954 |
| 9. | 516— | Georgia Tech | 1955 |
| 10. | 517— | Ole Miss | 1959 |

FEWEST YARDS

GAME:

| | | | |
|----|------|--------------------------|------|
| 1. | -30— | Auburn vs. Tennessee | 1958 |
| 2. | -4— | Alabama vs. Houston | 1962 |
| 3. | 0— | Ole Miss vs. Sewanee | 1938 |
| 4. | 1— | Kentucky vs. Citadel | 1949 |
| 5. | 9— | Auburn vs. Ole Miss | 1985 |
| 6. | 13— | Tennessee vs. Vanderbilt | 1952 |

SEASON:

| | | | |
|----|--------|------------------------------|------|
| 1. | 701— | Alabama (9 games) | 1938 |
| 2. | 1,010— | Mississippi State (10 games) | 1936 |
| 3. | 1,023— | Tennessee (10 games) | 1939 |
| 4. | 1,222— | Ole Miss (9 games) | 1963 |
| 5. | 1,236— | LSU (10 games) | 1937 |

FEWEST YARDS PER GAME

SEASON:

| | | | |
|----|--------|---|------|
| 1. | 77.9— | Alabama (701 yards in 9 games) | 1938 |
| 2. | 101.0— | Mississippi State (1,010 yards in 10 games) | 1936 |
| 3. | 102.3— | Tennessee (1,023 yards in 10 games) | 1939 |

FIRST DOWNS

FEWEST RUSHING

GAME:

| | | | |
|----|----|------------------------------|------|
| 1. | 0— | South Carolina vs. Kent | 1995 |
| | 0— | Auburn vs. Tennessee | 1958 |
| | 0— | Auburn vs. Florida | 2001 |
| | 0— | LSU vs. Miami (Ohio) | 2002 |
| | 0— | Florida vs. Georgia Southern | 2013 |
| | 0— | LSU vs. Louisiana-Monroe | 2014 |
| | 0— | LSU vs. New Mexico State | 2022 |

SEASON:

| | | | |
|-----|-----|------------------------------|------|
| 1. | 24— | Alabama (9 games) | 1938 |
| 2. | 34— | LSU (10 games) | 1969 |
| 3. | 41— | Ole Miss (9 games) | 1963 |
| | 41— | LSU (11 games) | 1970 |
| 5. | 43— | Auburn (10 games) | 1970 |
| 6. | 46— | Alabama (10 games) | 1966 |
| 7. | 49— | Auburn (11 games) | 1988 |
| 8. | 51— | Mississippi State (11 games) | 1999 |
| 9. | 52— | Alabama (12 games) | 1992 |
| 10. | 53— | Florida (10 games) | 1963 |
| | 53— | Georgia (10 games) | 1968 |
| | 53— | Auburn (10 games) | 1969 |

FEWEST PASSING

GAME:

0— By several teams
 Last Team: Alabama vs. The Citadel 2018

SEASON:

| | | | |
|----|-----|------------------------------|------|
| 1. | 11— | Alabama (9 games) | 1938 |
| 2. | 23— | Ole Miss (9 games) | 1963 |
| 3. | 29— | Auburn (10 games) | 1964 |
| 4. | 33— | Mississippi State (10 games) | 1963 |
| 5. | 34— | Florida (10 games) | 1964 |
| 6. | 35— | LSU (10 games) | 1964 |
| | 35— | Vanderbilt (10 games) | 1965 |
| 8. | 37— | Georgia Tech (10 games) | 1963 |
| 9. | 38— | Auburn (10 games) | 1963 |
| | 38— | Vanderbilt (11 games) | 1972 |

FEWEST TOTAL

GAME:

| | | | |
|----|----|----------------------|------|
| 1. | 0— | Auburn vs. Tennessee | 1958 |
|----|----|----------------------|------|

SEASON:

| | | | |
|-----|-----|------------------------------|------|
| 1. | 35— | Alabama (9 games) | 1938 |
| 2. | 51— | Mississippi State (10 games) | 1936 |
| 3. | 55— | Tennessee (9 games) | 1945 |
| 4. | 68— | Mississippi State (10 games) | 1940 |
| 5. | 71— | Ole Miss (9 games) | 1963 |
| 6. | 79— | Ole Miss (9 games) | 1962 |
| 7. | 80— | Auburn (10 games) | 1964 |
| 8. | 82— | Florida (10 games) | 1969 |
| 9. | 94— | Tennessee (10 games) | 1952 |
| 10. | 99— | Alabama (10 games) | 1966 |

SCORING DEFENSE

FEWEST POINTS

SEASON:

| | | | |
|-----|-----|------------------------------|------|
| 1. | *0— | Tennessee (10 games) | 1939 |
| 2. | 16— | Tennessee (10 games) | 1938 |
| 3. | 17— | Alabama (9 games) | 1933 |
| 4. | 20— | Alabama (9 games) | 1937 |
| 5. | 21— | Ole Miss (10 games) | 1959 |
| 6. | 22— | Alabama (10 games) | 1961 |
| 7. | 25— | Mississippi State (10 games) | 1936 |
| 8. | 27— | LSU (10 games) | 1933 |
| | 27— | LSU (10 games) | 1937 |
| 10. | 28— | Auburn (10 games) | 1957 |

* - NCAA Record

FEWEST POINTS PER GAME

SEASON:

| | | | |
|-----|-------|---|------|
| 1. | *0.0— | Tennessee (0 points in 10 games) | 1939 |
| 2. | 1.6— | Tennessee (16 points in 10 games) | 1938 |
| 3. | 1.9— | Alabama (17 points in 9 games) | 1933 |
| 4. | 2.1— | Ole Miss (21 points in 10 games) | 1959 |
| 5. | 2.2— | Alabama (20 points in 9 games) | 1937 |
| | 2.2— | Alabama (22 points in 10 games) | 1961 |
| 7. | 2.5— | Mississippi State (25 points in 10 games) | 1936 |
| 8. | 2.6— | Tennessee (26 points in 10 games) | 1940 |
| | 2.7— | LSU (27 points in 10 games) | 1933 |
| | 2.7— | LSU (27 points in 10 games) | 1937 |
| 11. | 2.8— | Auburn (28 points in 10 games) | 1957 |
| | 2.9— | LSU (29 in 10 games) | 1959 |

* - NCAA Record

SEASON: (Since 1975)

| | | | |
|----|------|----------------------------------|------|
| 1. | 5.3— | Alabama (58 points in 11 games) | 1979 |
| 2. | 6.0— | Alabama (66 points in 11 games) | 1975 |
| 3. | 7.2— | Auburn (79 points in 11 games) | 1988 |
| 4. | 8.2— | Alabama (106 points in 13 games) | 2011 |
| 5. | 8.7— | Alabama (96 points in 11 games) | 1980 |
| 6. | 8.9— | Georgia (98 points in 11 games) | 1981 |



RECORDS AND RESULTS

SOUTHEASTERN CONFERENCE OVERTIME RECORDS

ALL-TIME SEC WON-LOST RECORDS IN OVERTIME GAMES (1996-2023)

| Team | 1996 | 1997 | 1998 | 1999 | 2000 | 2001 | 2002 | 2003 | 2004 | 2005 | 2006 | 2007 | 2008 | 2009 | 2010 | 2011 | 2012 | 2013 | 2014 | 2015 | 2016 | 2017 | 2018 | 2019 | 2020 | 2021 | 2022 | 2023 | Total |
|-------------------|------------|------------|------------|------------|------------|------------|------------|------------|------------|------------|------------|------------|------------|------------|------------|------------|------------|------------|------------|------------|------------|------------|------------|------------|------------|------------|------------|------------|---------------|
| Alabama | 0-0 | 0-1 | 1-0 | 1-1 | 0-0 | 0-0 | 0-0 | 0-2 | 0-0 | 0-1 | 1-1 | 0-1 | 1-0 | 0-0 | 0-0 | 0-1 | 0-0 | 0-0 | 1-0 | 0-0 | 0-0 | 1-0 | 0-0 | 0-0 | 0-0 | 1-0 | 0-1 | 0-1 | 7-10 |
| Arkansas | 1-0 | 0-0 | 0-0 | 0-0 | 1-0 | 1-0 | 0-1 | 2-0 | 0-0 | 0-0 | 1-0 | 1-0 | 0-0 | 1-1 | 1-0 | 0-0 | 0-1 | 0-1 | 0-1 | 2-1 | 1-0 | 0-1 | 0-0 | 0-0 | 0-0 | 1-0 | 1-0 | 1-0 | 15-7 |
| Auburn | 0-1 | 0-0 | 0-0 | 0-1 | 1-0 | 1-0 | 1-1 | 0-0 | 0-0 | 0-1 | 0-0 | 1-1 | 0-0 | 1-0 | 1-0 | 0-0 | 1-0 | 0-0 | 0-1 | 1-1 | 0-0 | 0-0 | 0-0 | 0-0 | 0-0 | 0-1 | 1-1 | 0-0 | 9-9 |
| Florida | 0-0 | 0-0 | 0-1 | 0-1 | 0-0 | 0-0 | 1-0 | 0-0 | 0-0 | 1-0 | 0-0 | 0-0 | 0-0 | 0-0 | 1-0 | 0-0 | 0-0 | 0-0 | 1-1 | 1-0 | 0-0 | 0-0 | 0-0 | 0-0 | 0-0 | 0-1 | 0-0 | 0-1 | 5-5 |
| Georgia | 1-0 | 0-0 | 0-0 | 1-1 | 0-1 | 0-0 | 0-0 | 1-0 | 0-0 | 0-0 | 0-0 | 1-0 | 0-0 | 0-0 | 0-1 | 0-1 | 0-0 | 2-0 | 0-1 | 1-0 | 0-0 | 1-1 | 0-0 | 0-1 | 0-0 | 0-0 | 0-0 | 0-0 | 8-7 |
| Kentucky | 0-0 | 1-0 | 0-0 | 0-0 | 0-1 | 0-0 | 0-0 | 0-1 | 0-0 | 0-0 | 0-0 | 1-1 | 0-0 | 0-1 | 0-0 | 0-0 | 0-1 | 0-0 | 0-1 | 1-0 | 0-0 | 0-0 | 0-1 | 0-0 | 0-1 | 0-0 | 0-0 | 0-0 | 3-8 |
| LSU | 0-0 | 0-0 | 0-1 | 0-0 | 2-0 | 0-0 | 0-0 | 0-0 | 1-0 | 2-1 | 1-0 | 0-2 | 0-1 | 1-0 | 0-0 | 1-0 | 0-0 | 0-0 | 0-1 | 0-0 | 0-0 | 0-0 | 0-1 | 0-0 | 0-0 | 0-1 | 1-0 | 0-0 | 9-8 |
| Ole Miss | 0-0 | 1-0 | 2-1 | 1-1 | 1-0 | 0-1 | 0-0 | 0-0 | 1-0 | 0-0 | 0-2 | 0-0 | 0-0 | 0-0 | 0-1 | 0-0 | 0-0 | 0-1 | 0-0 | 0-1 | 0-0 | 0-0 | 0-1 | 0-0 | 1-0 | 0-0 | 0-0 | 0-0 | 7-9 |
| Mississippi State | 0-1 | 0-0 | 0-0 | 0-0 | 1-2 | 0-0 | 0-0 | 0-0 | 0-0 | 0-0 | 1-0 | 0-0 | 0-0 | 0-0 | 0-1 | 1-0 | 0-0 | 2-0 | 0-0 | 0-0 | 0-1 | 0-0 | 0-0 | 0-0 | 0-0 | 0-0 | 1-0 | 1-0 | 7-5 |
| Missouri | -- | -- | -- | -- | -- | -- | -- | -- | -- | -- | -- | -- | -- | -- | -- | -- | 1-0 | 0-1 | 0-0 | 0-0 | 0-0 | 0-0 | 0-0 | 0-0 | 0-0 | 1-1 | 0-1 | 0-0 | 2-3 |
| South Carolina | 0-0 | 0-0 | 0-0 | 0-0 | 0-0 | 0-0 | 0-0 | 0-1 | 0-0 | 0-0 | 0-0 | 0-1 | 0-0 | 0-0 | 0-0 | 0-0 | 0-0 | 1-0 | 1-1 | 0-0 | 0-1 | 0-0 | 0-0 | 1-0 | 0-0 | 0-0 | 0-0 | 0-0 | 3-4 |
| Tennessee | 0-0 | 0-0 | 1-0 | 0-0 | 0-1 | 0-0 | 1-0 | 2-0 | 0-0 | 1-0 | 0-0 | 2-0 | 0-1 | 1-0 | 1-1 | 1-0 | 0-1 | 0-1 | 1-0 | 0-1 | 1-1 | 1-0 | 0-0 | 0-1 | 0-0 | 0-1 | 1-0 | 0-0 | 14-9 |
| Texas A&M | -- | -- | -- | -- | -- | -- | -- | -- | -- | -- | -- | -- | -- | -- | -- | -- | 0-0 | 0-0 | 1-0 | 1-0 | 2-0 | 1-0 | 2-0 | 0-0 | 0-0 | 0-0 | 0-0 | 0-0 | 7-0 |
| Vanderbilt | 0-0 | 0-0 | 1-1 | 1-0 | 0-0 | 0-0 | 0-0 | 0-1 | 0-1 | 0-1 | 0-0 | 0-0 | 0-0 | 0-1 | 0-0 | 0-1 | 0-0 | 0-0 | 0-0 | 0-0 | 1-0 | 0-0 | 1-0 | 0-0 | 0-0 | 0-0 | 0-0 | 0-0 | 4-6 |
| SEC TOTALS | 2-2 | 2-1 | 5-4 | 4-5 | 6-5 | 2-1 | 3-2 | 5-5 | 2-1 | 4-4 | 4-3 | 6-6 | 1-2 | 4-3 | 4-4 | 3-3 | 2-3 | 5-4 | 5-7 | 7-4 | 5-3 | 4-2 | 3-3 | 1-2 | 1-1 | 3-5 | 5-3 | 2-2 | 100-90 |

BREAKDOWN OF LENGTH OF OVERTIMES

| NUMBER/OTS | GAMES | RESULTS |
|------------|-------|--|
| 7 | 2 | Arkansas 58, Ole Miss 56 (2001); Arkansas 71, Kentucky 63 (2003); Texas A&M 74, LSU 72 (2018) |
| 6 | 1 | Tennessee 41, Arkansas 38 (2002) |
| 5 | 1 | Tennessee 51, Alabama 43 (2003) |
| 4 | 5 | Georgia 56, Auburn 49 (1996), Tennessee 52, Kentucky 50 (2007); Missouri 51, Tennessee 48 (2012); Arkansas 54, Auburn 46 (2015); Alabama 24, Auburn 22 (2021) |
| 3 | 6 | Arkansas 34, Alabama 31 (2003); Arkansas 50, LSU 48 (2007); Kentucky 43, LSU 37 (2007); Michigan State 33, Georgia 30 (2011); Florida 36, Kentucky 30 (2014); Arkansas 55, Kansas 53 (2022) |
| 2 | 15 | Vanderbilt 36, Duke 33 (1998); Auburn 37, Syracuse 34 (2003); Florida 49, Vanderbilt 42 (2005); Arkansas 24, Alabama 23 (2006); Arkansas 38, Mississippi State 31 (2010); Jacksonville State 49, Ole Miss 48 (2010); North Carolina 30, Tennessee 27 (2010); Tennessee 32, UAB 29 (2010); South Carolina 27, Missouri 24 (2013); Georgia 41, Georgia Tech 34 (2013); Auburn 27, Jacksonville State 20 (2015); Oklahoma 31, Tennessee 24 (2015); Arkansas 41, TCU 38 (2016); Texas A&M 45, Tennessee 38 (2016); BYU 28, Mississippi State 21 (2016); Tennessee 42, Georgia Tech 41 (2017); Georgia 54, Oklahoma 48 (2017); BYU 29, Tennessee 26 (2019); South Carolina 20, Georgia 17 (2019) |
| 1 | 70 | Arkansas 16, Mississippi State 13 (1996); Kentucky 40, Alabama 34 (1997); Ole Miss 24, Central Florida 23 (1997); Alabama 20, Ole Miss 17 (1998); Tennessee 20, Florida 17 (1998); Ole Miss 37, LSU 31 (1998); Ole Miss 48, SMU 41 (1998); TCU 19, Vanderbilt 16 (1998); Alabama 40, Florida 39 (1999); Ole Miss 24, Auburn 17 (1999); Georgia Tech 51, Georgia 48 (1999); Vanderbilt 37, Ole Miss 34 (1999); Michigan 35, Alabama 34 (2000 Orange Bowl); Georgia 28, Purdue 25 (2000 Capital One Bowl); Arkansas 17, Mississippi State 10 (2000); Auburn 29, Georgia 26 (2000); Louisville 40, Kentucky 34 (2000); LSU 38, Tennessee 31 (2000); LSU 45, Mississippi State 38 (2000); Mississippi State 43, Texas A&M 41 (2000 Independence Bowl); Ole Miss 43, UNLV 40 (2000); Auburn 48, Louisiana Tech 41 (2001); Florida 30, Auburn 23 (2002); Tennessee 23, South Carolina 20 (2003); Georgia Tech 24, Vanderbilt 21 (2003); Georgia 34, Purdue 27 (2004 Capital One Bowl); LSU 22, Oregon State 21 (2004); Ole Miss 26, Vanderbilt 23 (1 OT) (2004); LSU 16, Alabama 13 (2005); LSU 20, Auburn 17 (2005); Tennessee 30, LSU 27 (2005); Mississippi State 16, UAB 10 (2006); Alabama 26, Ole Miss 23 (2006); LSU 23, Ole Miss 20 (2006); Georgia 26, Alabama 23 (2007); South Florida 26, Auburn 23 (2007); Tennessee 27, South Carolina 24 (2007); Alabama 27, LSU 21 (2008); UCLA 27, Tennessee 24 (2008); Arkansas 20, East Carolina 17 (2009); Auburn 38, Northwestern 35 (2009); Tennessee 30, Kentucky 24 (2009); LSU 33, Arkansas 30 (2009); Army 16, Vanderbilt 13 (2009); Auburn 27, Clemson 24 (2010); Florida 34, Georgia 31 (2010); LSU 9, Alabama 6 (2011); Mississippi State 26, Louisiana Tech 20 (2011); Tennessee 27, Vanderbilt 21 (2011); Louisiana-Monroe 34, Arkansas 31 (2012); Auburn 31, Louisiana-Monroe 28 (2012); Western Kentucky 32, Kentucky 31 (2012); Georgia 34, Tennessee 31 (2013); Mississippi State 24, Arkansas 17 (2013); Mississippi State 17, Ole Miss 10 (2013); Texas A&M 35, Arkansas 28 (2014); Tennessee 45, South Carolina 42 (2014); Alabama 20, LSU 13 (2014); South Carolina 23, Florida 20 (2014); Georgia Tech 30, Georgia 24 (2014); Wisconsin 34, Auburn 31 (2014); Texas A&M 28, Arkansas 21 (2015); Kentucky 34, Eastern Kentucky 27 (2015); Arkansas 53, Ole Miss 52 (2015); Florida 20, Florida Atlantic 14 (2015); Georgia 23, Georgia Southern 17 (2015); Texas A&M 31, UCLA 24 (2016); USF 46, South Carolina 39; Vanderbilt 31, Western Kentucky 30 (2016); Texas A&M 50, Arkansas 43 (2017); Alabama 26, Georgia 23 (2017); Texas A&M 20, Kentucky 14 (2018); Vanderbilt 36, Ole Miss 29 (2018); Missouri 24, Florida 23 (2021); Arkansas 16, LSU 13 (2021); Purdue 48, Tennessee 45 (2021); Boston College 41, Missouri 34 (2021); Tennessee 34, Pittsburgh 27 (2022); Auburn 17, Missouri 14 (2022); LSU 32, Alabama 31 (2022); Mississippi State 39, Auburn 33 (2022); Mississippi State 31, Arizona 24 (2023); Arkansas 39, Florida 36 (2023); Michigan 27, Alabama 20 (2023). |

RECORDS AND RESULTS

ALL-TIME SEC OVERTIME GAME RESULTS 1996-2023

| YEAR | GAMES | RESULTS |
|------|-------|--|
| 1996 | 2 | Georgia 56, Auburn 49 (4); Arkansas 16, Mississippi State 13 (1). |
| 1997 | 2 | Kentucky 40, Alabama 34 (1); Ole Miss 24, Central Florida 23 (1). |
| 1998 | 6 | Alabama 20, Ole Miss 17 (1); Tennessee 20, Florida 17 (1); Ole Miss 37, LSU 31 (1); Ole Miss 48, SMU 41 (1); TCU 19, Vanderbilt 16 (2); Vanderbilt 36, Duke 33 (2). |
| 1999 | 6 | Alabama 40, Florida 39 (1); Ole Miss 24, Auburn 17 (1); Georgia Tech 51, Georgia 48 (1); Vanderbilt 37, Ole Miss 34 (1); Michigan 35, Alabama 34 (1); Georgia 28, Purdue 25 (1). |
| 2000 | 7 | Arkansas 17, Mississippi State 10 (1); Auburn 29, Georgia 26 (1); Louisville 40, Kentucky 34 (1); LSU 38, Tennessee 31 (1); LSU 45, Mississippi State 38 (1); Mississippi State 43, Texas A&M 41 (1); Ole Miss 43, UNLV 40 (1). |
| 2001 | 2 | Arkansas 58, Ole Miss 56 (7); Auburn 48, La. Tech 41 (1). |
| 2002 | 3 | Auburn 37, Syracuse 34 (2); Tennessee 41, Arkansas 38 (6); Florida 30, Auburn 23 (1). |
| 2003 | 6 | Arkansas 34, Alabama 31 (3); Tennessee 23, South Carolina 20 (1); Georgia Tech 24, Vanderbilt 21 (1); Arkansas 71, Kentucky 63 (7); Tennessee 51, Alabama 43 (5); Georgia 34, Purdue 27 (1). |
| 2004 | 2 | LSU 22, Oregon State 21 (1); Ole Miss 26, Vanderbilt 23 (1). |
| 2005 | 4 | LSU 16, Alabama 13 (1); LSU 20, Auburn 17 (1); Florida 49, Vanderbilt 42 (2); Tennessee 30, LSU 27 (1). |
| 2006 | 4 | Arkansas 24, Alabama 23 (2); Mississippi State 16, UAB 10 (1); Alabama 26, Ole Miss 23 (1); LSU 23, Ole Miss 20 (1). |
| 2007 | 7 | Georgia 26, Alabama 23 (1); Arkansas 50, LSU 48 (3); South Florida 26, Auburn 23 (1); Kentucky 43, LSU 37 (3); Tennessee 52, Kentucky 50 (4); Tennessee 27, South Carolina 24 (1); Auburn 23, Clemson 20 (1). |
| 2008 | 2 | Alabama 27, LSU 21 (1); UCLA 27, Tennessee 24 (1) |
| 2009 | 5 | Arkansas 20, East Carolina 17 (1); Auburn 38, Northwestern 35 (1); Tennessee 30, Kentucky 24 (1); LSU 33, Arkansas 30 (1); Army 16, Vanderbilt 13 (1). |
| 2010 | 6 | Arkansas 38, Mississippi State 31 (2); Auburn 27, Clemson 24 (1); Florida 34, Georgia 31 (1); Jacksonville State 49, Ole Miss 48 (2); North Carolina 30, Tennessee 27 (2); Tennessee 32, UAB 29 (2) |
| 2011 | 4 | LSU 9, Alabama 6 (1); Michigan State 33, Georgia 30 (3); Mississippi State 26, Louisiana Tech 20 (1); Tennessee 27, Vanderbilt 21 (1) |
| 2012 | 4 | Louisiana-Monroe 34, Arkansas 31 (1); Auburn 31, Louisiana-Monroe 28 (1); Western Kentucky 32, Kentucky 31 (1); Missouri 51, Tennessee 48 (4). |
| 2013 | 5 | Mississippi State 24, Arkansas 17 (1); Georgia 34, Tennessee 31 (1); Georgia 41, Georgia Tech 34 (2); Mississippi State 17, Ole Miss 10 (1); South Carolina 27, Missouri 24 (2). |
| 2014 | 7 | Florida 36, Kentucky 30 (3); Texas A&M 35, Arkansas 28 (1); Tennessee 45, South Carolina 42 (1); Alabama 20, LSU 13 (1); South Carolina 23, Florida 20 (1); Georgia Tech 30, Georgia 24 (1); Wisconsin 34, Auburn 31 (1). |
| 2015 | 8 | Auburn 27, Jacksonville State 20 (2); Oklahoma 31, Tennessee 24 (2); Texas A&M 28, Arkansas 21 (1); Kentucky 34, Eastern Kentucky 27 (1); Arkansas 54, Auburn 46 (4); Arkansas 53, Ole Miss 52 (1); Florida 20, Florida Atlantic 14 (1); Georgia 23, Georgia Southern 17 (1) |
| 2016 | 6 | Arkansas 41, TCU 38 (2); Texas A&M 31, UCLA 24 (1); Texas A&M 45, Tennessee 38 (2); USF 46, South Carolina 39 (1); BYU 28, Mississippi State 21 (2); Vanderbilt 31, Western Kentucky 30 (1) |
| 2017 | 4 | Tennessee 42, Georgia Tech 41 (2); Texas A&M 50, Arkansas 43 (1); Georgia 54, Oklahoma 48 (2); Alabama 26, Georgia 23 (1) |
| 2018 | 3 | Texas A&M 20, Kentucky 14 (1); Vanderbilt 36, Ole Miss 29 (1); Texas A&M 74, LSU 72 (7). |
| 2019 | 2 | BYU 29, Tennessee 26 (2); South Carolina 20, Georgia 17 (2) |
| 2020 | 1 | Ole Miss 42, Kentucky 41 (1) |
| 2021 | 4 | Boston College 41, Missouri 34 (1); Missouri 24, Florida 23 (1); Arkansas 16, LSU 13 (1); Alabama 24, Auburn 22 (4); Purdue 48, Tennessee 45 (1) |
| 2022 | 5 | Tennessee 34, Pittsburgh 27 (1); Auburn 17, Missouri 14 (1); LSU 32, Alabama 31 (1); Mississippi State 39, Auburn 33 (1); Arkansas 55, Kansas 53 (3) |
| 2023 | 5 | Mississippi State 31, Arizona 24 (1); Arkansas 39, Florida 36 (1); Michigan 27, Alabama 20 (1) |

COMPOSITE OVERTIME RECORDS

| TEAM | 2023 | TOTAL | PCT. |
|-----------------------------|------------|---------------|-------------|
| Alabama | 0-1 | 7-10 | .412 |
| Arkansas | 1-0 | 15-7 | .682 |
| Auburn | 0-0 | 9-9 | .500 |
| Florida | 0-1 | 5-5 | .500 |
| Georgia | 0-0 | 8-7 | .533 |
| Kentucky | 0-0 | 3-8 | .273 |
| LSU | 0-0 | 9-8 | .529 |
| Ole Miss | 0-0 | 7-9 | .438 |
| Mississippi State | 1-0 | 7-5 | .583 |
| Missouri | 0-0 | 2-3 | .400 |
| South Carolina | 0-0 | 3-4 | .429 |
| Tennessee | 0-0 | 14-9 | .609 |
| Texas A&M | 0-0 | 7-0 | 1.000 |
| Vanderbilt | 0-0 | 4-6 | .400 |
| TOTALS | 2-2 | 100-90 | .526 |



RECORDS AND RESULTS

SEC 3,000-YARD CLUB

| TOTAL YARDS | PLAYER, SCHOOL | GAMES | RUSHING ATT/YARDS | PASSING ATT/YARDS | RECEIVING CGT/YARDS | YEAR | TD RSP. |
|-------------|----------------------|-------|-------------------|-------------------|---------------------|------|---------|
| 6,039 | Joe Burrow, LS | 15 | 115/368 | 527/5,671 | 1/16 | 2019 | 65 |
| 5,116 | Johnny Manziel, AM | 13 | 201/1,410 | 434/3,706 | | 2012 | 47 |
| 4,946 | Jayden Daniels, LS | 12 | 135/1,134 | 327/3,812 | | 2023 | 50 |
| 4,873 | Johnny Manziel, AM | 13 | 144/759 | 429/4,114 | | 2013 | 46 |
| 4,872 | Bryce Young, UA | 15 | 81/0 | 569/4,872 | | 2021 | 50 |
| 4,642 | Will Rogers, MS | 13 | 62/-97 | 683/4,739 | | 2021 | 36 |
| 4,542 | Chad Kelly, UM | 13 | 107/500 | 458/4,042 | | 2015 | 41 |
| 4,514 | Mac Jones, UA | 13 | 35/14 | 402/4,500 | | 2020 | 41 |
| 4,381 | Dak Prescott, MS | 13 | 160/588 | 477/3,793 | | 2015 | 39 |
| 4,435 | Dak Prescott, MS | 13 | 210/986 | 477/3,793 | 2/35 | 2014 | 42 |
| 4,333 | Kyle Trask, UF | 12 | 64/50 | 437/4,283 | | 2020 | 46 |
| 4,332 | Stetson Bennett, UG | 15 | 57/205 | 454/4,127 | | 2022 | 37 |
| 4,327 | Cam Newton, AU | 14 | 264/1,473 | 280/2,854 | | 2010 | 50 |
| 4,181 | Tim Tebow, UF | 13 | 210/895 | 350/3,286 | | 2007 | 55 |
| 4,165 | Tua Tagovailoa, UA | 15 | 57/190 | 355/3,966 | | 2018 | 48 |
| 4,151 | Tim Couch, UK | 11 | 64/-124 | 553/4,275 | | 1998 | 37 |
| 4,075 | Drew Lock, MO | 13 | 42/111 | 385/3,964 | | 2017 | 45 |
| 4,058 | Carson Beck, UG | 14 | 59/117 | 417/3,941 | | 2023 | 28 |
| 3,904 | Rex Grossman, UF | 11 | 34/8 | 395/3,896 | | 2001 | 39 |
| 3,837 | Blake Sims, UA | 14 | 83/350 | 391/3,487 | | 2014 | 35 |
| 3,827 | Jared Lorenzen, UK | 11 | 76/140 | 554/3,687 | | 2000 | 24 |
| 3,825 | Aaron Murray, UG | 14 | 59/-68 | 386/3,893 | | 2012 | 39 |
| 3,809 | Will Rogers, MS | 13 | 44/-165 | 415/3,947 | | 2022 | 35 |
| 3,805 | Tim Tebow, UF | 14 | 217/910 | 314/2,895 | | 2009 | 35 |
| 3,803 | Jayden Daniels, LS | 14 | 186/885 | 388/2,913 | | 2022 | 29 |
| 3,798 | Nick Fitzgerald, MS | 13 | 195/1375 | 361/2,423 | 1/9 | 2016 | 37 |
| 3,795 | Ryan Mallett, AR | 13 | 44/-74 | 411/3,869 | | 2010 | 36 |
| 3,793 | Dak Prescott, MS | 13 | 160/588 | 477/3,793 | | 2015 | 39 |
| 3,789 | Peyton Manning, UT | 12 | 49/-30 | 477/3,819 | | 1997 | 39 |
| 3,777 | Josh Dobbs, UT | 13 | 150/831 | 357/2,946 | 1/4 | 2016 | 40 |
| 3,759 | Tim Couch, UK | 11 | 66/-125 | 547/3,884 | | 1997 | 40 |
| 3,701 | Bo Wallace, UM | 13 | 131/355 | 437/3,346 | | 2013 | 31 |
| 3,635 | Tyler Wilson, AR | 13 | 60/-3 | 438/3,638 | | 2011 | 28 |
| 3,595 | Ryan Mallett, AR | 13 | 58/-29 | 403/3,624 | | 2009 | 32 |
| 3,581 | Kellen Mond, AM | 13 | 149/474 | 416/3,107 | | 2018 | 31 |
| 3,578 | Tyler Bray, UT | 12 | 15/-34 | 451/3,612 | | 2012 | 34 |
| 3,572 | Eli Manning, UM | 13 | 48/-28 | 441/3,600 | | 2003 | 33 |
| 3,565 | Hendon Hooker, UT | 11 | 104/430 | 329/3,135 | | 2022 | 32 |
| 3,558 | Hendon Hooker, UT | 13 | 167/613 | 303/2,945 | | 2021 | 36 |
| 3,547 | Brandon Allen, AR | 13 | 56/107 | 370/3,440 | | 2015 | 31 |
| 3,543 | Drew Lock, MO | 12 | 52/123 | 434/3,399 | 1/21 | 2016 | 25 |
| 3,525 | Danny Wuerffel, UF | 12 | 63/-100 | 360/3,625 | | 1996 | 41 |
| 3,516 | André Woodson, UK | 13 | 69/-193 | 518/3,709 | | 2007 | 43 |
| 3,513 | Dylan Thompson, SC | 13 | 67/-72 | 451/3,564 | 2/21 | 2014 | 31 |
| 3,499 | Matthew Stafford, UG | 13 | 55/40 | 383/3,459 | | 2008 | 26 |
| 3,490 | Erik Ainge, UT | 14 | 16/-32 | 519/3,522 | | 2007 | 31 |
| 3,482 | Eric Zeier, UG | 11 | 59/-43 | 425/3,525 | | 1993 | 25 |
| 3,457 | Eric Zeier, UG | 11 | 21/104 | 433/3,396 | | 1994 | 26 |
| 3,419 | Tim Tebow, UF | 14 | 176/673 | 298/2,746 | | 2008 | 42 |
| 3,394 | Tyler Wilson, AR | 11 | 41/7 | 401/3,387 | | 2012 | 21 |
| 3,384 | Bo Wallace, UM | 13 | 143/390 | 368/2,994 | 1/25 | 2012 | 31 |
| 3,378 | Andre' Woodson, UK | 13 | 70/-137 | 419/3,515 | | 2006 | 32 |
| 3,365 | Jalen Milroe, UA | 14 | 161/531 | 284/2,834 | | 2023 | 35 |
| 3,349 | Rohan Davey, LS | 12 | 38/4 | 367/3,347 | 1/-2 | 2001 | 18 |
| 3,346 | Nick Marshall, AU | 13 | 153/798 | 293/2,532 | 2/16 | 2014 | 31 |
| 3,337 | Rex Grossman, UF | 13 | 58/-65 | 503/3,402 | | 2002 | 23 |
| 3,311 | Jarrett Stidham, AU | 14 | 103/153 | 370/3,158 | | 2017 | 22 |
| 3,304 | Austin Allen, AR | 13 | 65/-126 | 401/3,430 | | 2016 | 27 |
| 3,293 | Joe Burrow, LS | 13 | 128/399 | 379/2,894 | | 2018 | 23 |
| 3,290 | Spencer Rattler, SC | 12 | 97/104 | 399/3,186 | | 2023 | 23 |
| 3,288 | Jay Cutler, VU | 11 | 106/215 | 462/3,073 | | 2005 | 22 |
| 3,281 | Stephen Garcia, SC | 14 | 105/222 | 349/3,059 | | 2010 | 26 |
| 3,277 | Dameyune Craig, AU | 12 | 96/0 | 403/3,277 | | 1997 | 22 |
| 3,276 | Chris Leak, UF | 12 | 61/79 | 399/3,197 | | 2004 | 31 |

| TOTAL YARDS | PLAYER, SCHOOL | GAMES | RUSHING ATT/YARDS | PASSING ATT/YARDS | RECEIVING CGT/YARDS | YEAR | TD RSP. |
|-------------|----------------------|-------|-------------------|-------------------|---------------------|------|---------|
| 3,275 | Eli Manning, UM | 13 | 39/-120 | 481/3,401 | | 2002 | 23 |
| 3,271 | JaMarcus Russell, LS | 13 | 52/142 | 342/3,129 | | 2006 | 29 |
| 3,261 | Aaron Murray, UG | 11 | 53/186 | 347/3,075 | | 2013 | 33 |
| 3,260 | Aaron Murray, UG | 14 | 87/111 | 403/3,149 | | 2011 | 37 |
| 3,249 | Jake Bentley, SC | 12 | 65/78 | 388/3,171 | | 2018 | 29 |
| 3,216 | Aaron Murray, UG | 13 | 87/167 | 342/3,049 | | 2010 | 28 |
| 3,176 | Shane Matthews, UF | 12 | 73/-29 | 463/3,205 | | 1992 | 25 |
| 3,156 | Peyton Manning, UT | 11 | 42/-131 | 380/3,287 | | 1996 | 23 |
| 3,143 | Mike Hartline, UK | 12 | 32/-35 | 405/3,178 | | 2010 | 24 |
| 3,140 | Shane Matthews, UF | 11 | 50/10 | 361/3,130 | 1/19 | 1991 | 30 |
| 3,127 | David Greene, UG | 14 | 69/-180 | 438/3,308 | | 2003 | 14 |
| 3,125 | Danny Wuerffel, UF | 11 | 46/-141 | 325/3,266 | | 1995 | 37 |
| 3,125 | Dusty Bonner, UK | 11 | 111/-141 | 465/3,266 | | 1999 | 29 |
| 3,121 | Stetson Bennett, UG | 14 | 56/259 | 287/2,862 | | 2021 | 30 |
| 3,112 | Joe Milton III, UT | 12 | 78/299 | 354/2,813 | 1/6 | 2023 | 27 |
| 3,090 | Chad Kelly, UM | 9 | 81/332 | 328/2,758 | | 2016 | 24 |
| 3,079 | Nick Marshall, AU | 14 | 172/1,068 | 239/1,976 | 1/35 | 2013 | 26 |
| 3,072 | Spencer Rattler, SC | 13 | 73/46 | 399/3,026 | | 2022 | 21 |
| 3,056 | Steve Taneyhill, SC | 11 | 66/-38 | 389/3,094 | 2/26 | 1995 | 30 |
| 3,048 | Stephen Garcia, SC | 13 | 120/186 | 432/2,862 | | 2009 | 21 |
| 3,034 | Kurt Page, VU | 11 | 60/-144 | 493/3,178 | | 1983 | 16 |
| 3,014 | Connor Shaw, SC | 13 | 154/558 | 284/2,447 | 1/9 | 2013 | 31 |

RECORDS AND RESULTS

LONGEST PLAYS

RUSHING TOUCHDOWNS

| Yds. | Rusher | Team and Opponent | Year |
|------|-----------------|----------------------------------|------|
| 99 | Kelsey Finch | Tennessee vs. Florida | 1977 |
| 99 | Broderick Green | Arkansas vs. Eastern Michigan | 2009 |
| 98 | Stanley Howell | Mississippi State vs. Sou. Miss. | 1979 |
| 97 | Blondy Black | Mississippi State vs. Duquesne | 1942 |
| 97 | John Avery | Ole Miss vs. Arkansas | 1997 |
| 96 | Chris Anderson | Alabama vs. Temple | 1991 |
| 96 | Emmitt Smith | Florida vs. Mississippi State | 1988 |
| 96 | Derrius Guice | LSU vs. Arkansas | 2016 |
| 95 | Jesse FATHERREE | LSU vs. Georgia | 1935 |
| 95 | Harry Gilmer | Alabama vs. Kentucky | 1945 |
| 94 | Sal Nicolo | LSU vs. Rice | 1952 |
| 94 | Stacey Simmons | Florida vs. Kentucky | 1987 |
| 94 | Jarquez Hunter | Auburn vs. Alabama State | 2021 |

PASSING TOUCHDOWNS

| Yds. | Passer and Receiver | Team and Opponent | Year |
|------|--------------------------------------|-------------------------------|------|
| 99 | Cris Collinsworth to Derrick Gaffney | Florida vs. Rice | 1977 |
| 99 | Dondrial Pinkins to Troy Williamson | South Carolina vs. Virginia | 2003 |
| 99 | A.J. McCarron to Amari Cooper | Alabama vs. Auburn | 2013 |
| 98 | Dondrial Pinkins to Matthew Thomas | South Carolina vs. Ole Miss | 2003 |
| 98 | Aaron Murray to Reggie Davis | Georgia vs. North Texas | 2013 |
| 98 | Austin Appleby to Tyrie Cleveland | Florida vs. LSU | 2016 |
| 97 | Tim Couch to Craig Yeast | Kentucky vs. Florida | 1998 |
| 96 | Eric Kresser to Jacquez Green | Florida vs. Northern Illinois | 1995 |
| 96 | Kerwin Bell to Ricky Nattiel | Florida vs. Georgia | 1984 |
| 95 | Johnny Manziel to Mike Evans | Texas A&M vs. Alabama | 2013 |
| 94 | Freddie Kitchens to Michael Vaughn | Alabama vs. Florida | 1996 |
| 94 | Cam Newton to Emory Blake | Auburn vs. UL Monroe | 2010 |
| 94 | Dylan Thompson to Damiere Byrd | South Carolina vs. UAB | 2012 |
| 94 | Anthony Jennings to Travin Dural | LSU vs. Sam Houston State | 2014 |
| 94 | Mac Jones to Jaylen Waddle | Alabama vs. UL-Lafayette | 2018 |
| 94 | Bryce Young to Jameson Williams | Alabama vs. Miami | 2021 |
| 93 | Steve Taneyhill to Monty Means | South Carolina vs. La. Tech | 1995 |
| 93 | Buck Belue to Lindsay Scott | Georgia vs. Florida | 1980 |
| 93 | Kyle Morris to Stacey Simmons | Florida vs. Montana State | 1988 |
| 93 | Greg Talley to Kevin Maxwell | Georgia vs. Vanderbilt | 1989 |
| 93 | David Greene to Tyson Browning | Georgia vs. LSU (1) | 2003 |
| 93 | Chris Todd to Terrell Zachery | Auburn vs. Louisiana Tech | 2009 |

FUMBLE-IN-AIR RETURNS

| Yds. | Player | Team and Opponent | Year |
|------|-------------------|---------------------------|------|
| 100 | Dexatar Stanphill | Sewanee vs. Florida | 1936 |
| 100 | Ken Kavanaugh | LSU vs. Rice | 1937 |
| 99 | Damian Swann | Georgia vs. Georgia Tech | 2014 |
| 98 | Millard Morris | Auburn vs. LSU | 1934 |
| 97 | Josh Morgan | Mississippi State vs. BYU | 2000 |
| 96 | Darrin Miller | Tennessee vs. Iowa | 1987 |
| 96 | Leonard Floyd | Georgia vs. Tennessee | 2015 |
| 95 | Ben Hanks | Florida vs. Arkansas | 1995 |
| 94 | George Mathews | Georgia Tech vs. Navy | 1946 |
| 94 | David Ray | Vanderbilt vs. Tulane | 1958 |
| 91 | Gusty Yearout | Auburn vs. Florida | 1966 |
| 91 | Cassius Ware | Ole Miss vs. Auburn | 1992 |

KICKOFF RETURNS

| Yds. | Returner | Team and Opponent | Year |
|------|---------------|-------------------------|------|
| 100 | Howard Bryan | Tulane vs. Georgia Tech | 1933 |
| 100 | Bobby Kellogg | Tulane vs. Ole Miss | 1939 |
| 100 | Pat Reen | Florida vs. Miami | 1940 |
| 100 | Lou Thomas | Tulane vs. N.Carolina | 1941 |
| 100 | Eddie Price | Tulane vs. Alabama | 1947 |
| 100 | Jim Burkett | Alabama vs. Duquesne | 1949 |

| | | | |
|-----|--------------------|-------------------------------------|------|
| 100 | Bobby Duke | Auburn vs. Mississippi State | 1953 |
| 100 | Jimmy Burson | Auburn vs. UT-Chatt | 1960 |
| 100 | Gary Martin | Alabama vs. Miami | 1963 |
| 100 | Ray Ogden | Alabama vs. Auburn | 1964 |
| 100 | Sammy Grezaffi | LSU vs. Tennessee | 1967 |
| 100 | George Ranager | Alabama vs. Auburn | 1969 |
| 100 | Vernon Studdard | Ole Miss vs. Alabama | 1970 |
| 100 | Willie Shelby | Alabama vs. Kentucky | 1973 |
| 100 | Preston Brown | Vanderbilt vs. Miss. | 1977 |
| 100 | Sam DeJarnette | Auburn vs. Mississippi State | 1980 |
| 100 | Willie Gault | Tennessee vs. Pittsburgh | 1980 |
| 100 | Glen Young | Mississippi State vs. LSU | 1980 |
| 100 | Eric Martin | LSU vs. Kentucky | 1981 |
| 100 | Pierre Goode | Alabama vs. Ole Miss | 1988 |
| 100 | Kurt Johnson | Kentucky vs. Georgia | 1989 |
| 100 | Jack Jackson | Florida vs. Mississippi State | 1993 |
| 100 | Madre Hill | Arkansas vs. LSU | 1994 |
| 100 | John Avery | Ole Miss vs. LSU | 1996 |
| 100 | John Avery | Ole Miss vs. Alabama | 1997 |
| 100 | Boo Williams | South Carolina vs. Vanderbilt | 1997 |
| 100 | Craig Yeast | Kentucky vs. Florida | 1998 |
| 100 | Peerless Price | Tennessee vs. Alabama | 1998 |
| 100 | Bo Carroll | Florida vs. LSU | 1999 |
| 100 | Leonard Scott | Tennessee vs. Georgia | 1999 |
| 100 | Deuce McAllister | Ole Miss vs. Arkansas | 1999 |
| 100 | Tim Carter | Auburn vs. LSU | 2000 |
| 100 | Derek Abney | Kentucky vs. Florida | 2002 |
| 100 | Fred Reid | Mississippi State vs. Memphis | 2003 |
| 100 | Tyrone Prothro | Alabama vs. Kentucky | 2004 |
| 100 | Felix Jones | Arkansas vs. Mississippi State | 2005 |
| 100 | Felix Jones | Arkansas vs. Ole Miss | 2006 |
| 100 | Keenan Burton | Kentucky vs. Louisville | 2006 |
| 100 | Derrick Locke | Kentucky vs. W. Kentucky | 2008 |
| 100 | Derrick Locke | Kentucky vs. Louisville | 2009 |
| 100 | Brandon Boykin | Georgia vs. Tennessee | 2009 |
| 100 | Brandon Boykin | Georgia vs. South Carolina | 2009 |
| 100 | Brandon Boykin | Georgia vs. Kentucky | 2010 |
| 100 | Onterio McCalebb | Auburn vs. Mississippi State | 2012 |
| 100 | Todd Gurley | Georgia vs. Buffalo | 2012 |
| 100 | Jaylen Walton | Ole Miss vs. Texas | 2012 |
| 100 | Jameson Lewis | Mississippi State vs. Ole Miss | 2012 |
| 100 | Andre Debose | Florida vs. Louisville | 2012 |
| 100 | Tre Mason | Auburn vs. Washington State | 2013 |
| 100 | Solomon Patton | Florida vs. Missouri | 2013 |
| 100 | Darrius Sims | Vanderbilt vs. South Carolina | 2014 |
| 100 | Leonard Fournette | LSU vs. Notre Dame | 2014 |
| 100 | Todd Gurley | Georgia vs. Clemson | 2014 |
| 100 | Marcus Murphy | Missouri vs. Florida | 2014 |
| 100 | Brandon Holloway | Mississippi State vs. Southern Miss | 2015 |
| 100 | Evan Berry | Tennessee vs. Kentucky | 2015 |
| 100 | Evan Berry | Tennessee vs. South Carolina | 2016 |
| 100 | Deebo Samuel | South Carolina vs. Western Carolina | 2016 |
| 100 | Christian Kirk | Texas A&M vs. Arkansas | 2017 |
| 100 | De'Vion Warren | Arkansas vs. Auburn | 2017 |
| 100 | Jashaun Corbin | Texas A&M vs. Arkansas | 2018 |
| 100 | Jameson Williams | Alabama vs. Southern Miss | 2021 |
| 100 | Lideatrick Griffin | Mississippi State vs. NC State | 2021 |
| 100 | Xavier Legette | South Carolina vs. Texas A&M | 2022 |
| 100 | Barion Brown | Kentucky vs. Louisville | 2023 |
| 100 | Barion Brown | Kentucky vs. Clemson | 2023 |

PUNT RETURNS

| Yds. | Returner | Team and Opponent | Year |
|------|----------------|---------------------------|------|
| 100 | Howard Bryan | Tulane vs. Georgia Tech | 1933 |
| 100 | Bert Rechichar | Tenn. vs. Wash. & Lee | 1950 |
| 100 | Jim Campagna | Georgia vs. Vanderbilt | 1952 |
| 100 | Eddie Kennison | LSU vs. Mississippi State | 1994 |



RECORDS AND RESULTS

| | | | |
|-----|---------------|----------------------------------|------|
| 100 | Keenan Burton | Kentucky vs. Louisville | 2006 |
| 99 | Thomas Brown | Georgia vs. Tennessee | 2006 |
| 98 | Ray Hapes | Ole Miss vs. SW Louisiana | 1935 |
| 97 | Hal Griffin | Florida vs. Miami | 1946 |
| 97 | Dicky Lyons | Kentucky vs. Houston | 1966 |
| 97 | Joe Adams | Arkansas vs. Ole Miss | 2010 |
| 96 | Ray Hapes | Ole Miss vs. Union | 1936 |
| 96 | John Hovious | Ole Miss vs. Georgia | 1940 |
| 96 | Dustin Harris | Texas A&M vs. South Carolina St. | 2012 |
| 95 | Ray Hapes | Ole Miss vs. SW Louisiana | 1935 |
| 95 | Rab Rodgers | Ole Miss vs. Memphis State | 1935 |
| 95 | Bobby Freeman | Auburn vs. Georgia | 1953 |

LONGEST PUNTS

| Yds. | Punter | Team and Opponent | Year |
|------|--------------|-------------------------------|------|
| 92 | Bill Smith | Ole Miss vs. Southern Miss | 1984 |
| 89 | Dixie Howell | Alabama vs. Tennessee | 1933 |
| *87 | Rufus Deal | Auburn vs. Georgia Tech | 1939 |
| 87 | O.J. Key | Tulane vs. Florida | 1946 |
| 87 | Spike Jones | Georgia vs. Auburn | 1967 |
| 86 | Donnie Jones | LSU vs. Kentucky | 2002 |
| 85 | Gregg Gantt | Alabama vs. Mississippi State | 1971 |
| 84 | Mike Patrick | Mississippi State vs. Alabama | 1974 |
| 83 | Dixie Howell | Alabama vs. Kentucky | 1933 |
| *83 | Billy Mann | Ole Miss vs. Tennessee | 1938 |

LONGEST FIELD GOALS

| Yds. | Kicker | Team and Opponent | Year |
|------|-----------------|------------------------------|------|
| 60 | Fuad Reveiz | Tennessee vs. Georgia Tech | 1982 |
| 60 | Chris Perkins | Florida vs. Tulane | 1984 |
| 60 | Kevin Butler | Georgia vs. Clemson | 1984 |
| 59 | Cloyce Hinton | Ole Miss vs. Georgia | 1969 |
| 59 | Kevin Butler | Georgia vs. Ole Miss | 1982 |
| 58 | Cloyce Hinton | Ole Miss vs. Houston | 1970 |
| 58 | Allan Leavitt | Georgia vs. Vanderbilt | 1976 |
| 58 | Neil O'Donoghue | Auburn vs. Tennessee | 1976 |
| 58 | Brandou Coutu | Georgia vs. UL-Monroe | 2005 |
| 57 | Jim Gaylor | Tennessee vs. Kentucky | 1977 |
| 57 | Rex Robinson | Georgia vs. S. Carolina | 1980 |
| 57 | Rex Robinson | Georgia vs. Georgia Tech | 1980 |
| 57 | Kevin Butler | Georgia vs. Georgia Tech | 1984 |
| 57 | Van Tiffin | Alabama vs. Texas A&M | 1985 |
| 57 | Bryan Owen | Ole Miss vs. Tulane | 1988 |
| 57 | Philip Yost | Auburn vs. Western Kentucky | 2003 |
| 57 | Tucker McCann | Missouri at South Carolina | 2018 |
| 57 | Cade York | LSU vs. Florida | 2020 |
| 56 | John Riley | Auburn vs. Tennessee | 1969 |
| 56 | Brandon Coutu | Georgia vs. Kentucky | 2005 |
| 56 | Caleb Sturgis | Florida vs. Georgia | 2009 |
| 56 | Blair Walsh | Georgia vs. Coastal Carolina | 2011 |
| 56 | Marshall Morgan | Georgia vs. Tennessee | 2013 |
| 56 | Daniel Carlson | Auburn vs. Louisville | 2015 |
| 56 | Cade York | LSU vs. McNeese State | 2021 |

LONGEST INTERCEPTION RETURNS

| Yds. | Player | Team and Opponent | Year |
|------|------------------------|-------------------------------|------|
| 100 | Ray Hapes | Ole Miss vs. Ouachita | 1937 |
| 100 | Bob Davis | Kentucky vs. Wash. & Lee | 1937 |
| 100 | Frank Broyles | Georgia Tech vs. Clemson | 1944 |
| 100 | Ray Martin | Tennessee vs. Louisville | 1953 |
| 100 | Jackie Simpson | Florida vs. Mississippi State | 1955 |
| 100 | Joe Brodsky | Florida vs. Mississippi State | 1956 |
| 100 | Charlie Britt | Georgia vs. Florida | 1959 |
| 100 | Louis Guy | Ole Miss vs. Tennessee | 1962 |
| 100 | White Graves | LSU vs. Kentucky | 1964 |
| 100 | Dave Hunter | Kentucky vs. West Va. | 1968 |
| 100 | Greg Jackson | LSU vs. Mississippi State | 1988 |
| 100 | Jerrell Norton | Arkansas vs. North Texas | 2007 |
| 100 | Anthony Johnson | Mississippi State vs. Alabama | 2007 |
| 100 | Johnthan Banks | Mississippi State vs. Florida | 2009 |
| 100 | Walter McFadden | Auburn vs. Northwestern | 2009 |
| 100 | Craig Loston | LSU vs. Mississippi State | 2012 |
| 100 | Rohan Gaines | Arkansas vs. Ole Miss | 2014 |
| 100 | Evan Berry | Tennessee vs. Northwestern | 2015 |
| 100 | Minkah Fitzpatrick | Alabama vs. Arkansas | 2016 |
| 100 | Ronnell Perkins | Missouri vs. South Carolina | 2019 |
| 100 | Zakoby McClain | Auburn vs. Alabama | 2019 |
| 100 | Smoke Monday | Auburn vs. Tennessee | 2020 |
| 100 | O'Donnell Fortune | South Carolina vs. Notre Dame | 2022 |
| 99 | Bobby Wilson | Ole Miss vs. Florida | 1948 |
| 99 | Orlando Watters | Arkansas vs. LSU | 1993 |
| 99 | Odell Thurman | Georgia vs. Auburn | 2003 |
| 99 | Frank (Quad) Wilson IV | LSU vs. Purdue | 2022 |

LONGEST MISSED FIELD GOAL RETURNS

| Yds. | Player | Team and Opponent | Year |
|------|---------------------------------|--------------------|------|
| 100 | Odell Beckham, Jr. (109 unoff.) | LSU vs. UAB | 2013 |
| 100 | Chris Davis (109 unoff.) | Auburn vs. Alabama | 2013 |

HONORS & ACCOLADES

SEC FIRST ROUND NFL DRAFT SELECTIONS 1979-2024

| YEAR | SELECTION | PLAYER, COLLEGE | NFL TEAM | |
|------|----------------------|------------------------------------|-------------------------------|-----------------|
| 2024 | 2 | Jayden Daniels, LSU | Commanders | |
| | 6 | Malik Nabers, LSU | Giants | |
| | 7 | JC Latham, Alabama | Titans | |
| | 13 | Brock Bowers, Georgia | Raiders | |
| | 17 | Dallas Turner, Alabama | Vikings | |
| | 18 | Amarius Mims, Georgia | Bengals | |
| | 23 | Brian Thomas Jr., LSU | Jaguars | |
| | 24 | Terrion Arnold, Alabama | Lions | |
| | 27 | Darius Robinson, Missouri | Cardinals | |
| | 31 | Ricky Pearsall, Florida | 49ers | |
| | 32 | Xavier Legette, South Carolina | Panthers | |
| | 2023 | 1 | Bryce Young, Alabama | Panthers |
| 3 | | Will Anderson Jr., Alabama | Texans | |
| 4 | | Anthony Richardson, Florida | Colts | |
| 9 | | Jalen Carter, Georgia | Eagles | |
| 10 | | Darnell Wright, Tennessee | Bears | |
| 12 | | Jahmyr Gibbs, Alabama | Lions | |
| 14 | | Broderick Jones, Georgia | Steelers | |
| 16 | | Emmanuel Forbes, Mississippi State | Commanders | |
| 30 | | Nolan Smith, Georgia | Eagles | |
| 2022 | | 1 | Travon Walker, Georgia | Jaguars |
| | | 3 | Derek Stingley Jr., LSU | Texans |
| | 7 | Evan Neal, Alabama | Giants | |
| | 9 | Charles Cross, Mississippi State | Seahawks | |
| | 12 | Jameson Williams, Alabama | Lions | |
| | 13 | Jordan Davis, Georgia | Eagles | |
| | 15 | Kenyon Green, Texas A&M | Texans | |
| | 18 | Treyton Burks, Arkansas | Eagles | |
| | 22 | Quay Walker, Georgia | Packers | |
| | 23 | Kaiir Elam, Florida | Bills | |
| | 28 | Devonte Wyatt, Georgia | Packers | |
| | 32 | Lewis Cine, Georgia | Vikings | |
| | 2021 | 4 | Kyle Pitts, Florida | Falcons |
| 5 | | Ja'Marr Chase, LSU | Bengals | |
| 6 | | Jaylen Waddle, Alabama | Dolphins | |
| 8 | | Jaycee Horn, South Carolina | Panthers | |
| 9 | | Patrick Surtain II, Alabama | Broncos | |
| 10 | | DeVonta Smith, Alabama | Eagles | |
| 15 | | Mac Jones, Alabama | Patriots | |
| 17 | | Alex Leatherwood, Alabama | Raiders | |
| 19 | | Jamin Davis, Kentucky | Washington | |
| 20 | | Kadarius Toney, Florida | Giants | |
| 24 | | Najee Harris, Alabama | Steelers | |
| 29 | Eric Stokes, Georgia | Packers | | |
| 2020 | 1 | Joe Burrow, LSU | Bengals | |
| | 4 | Andrew Thomas, Georgia | Giants | |
| | 5 | Tua Tagovailoa, Alabama | Dolphins | |
| | 7 | Derrick Brown, Auburn | Panthers | |
| | 9 | CJ Henderson, Florida | Jaguars | |
| | 10 | Jedrick Wills Jr., Alabama | Browns | |
| | 12 | Henry Ruggs III, Alabama | Raiders | |
| | 14 | Javon Kinlaw, South Carolina | 49ers | |
| | 15 | Jerry Jeudy, Alabama | Broncos | |
| | 20 | K'Lavon Chaisson, LSU | Jaguars | |
| | 22 | Justin Jefferson, LSU | Vikings | |
| | 28 | Patrick Queen, LSU | Ravens | |
| | 29 | Isaiah Wilson, Georgia | Titans | |
| | 30 | Noah Igbinoghene, Auburn | Dolphins | |
| | 32 | Clyde Edwards-Helaire, LSU | Chiefs | |

| YEAR | SELECTION | PLAYER, COLLEGE | NFL TEAM |
|------|---------------------------|------------------------------------|---|
| 2019 | 3 | Quinnen Williams, Alabama | Jets |
| | 5 | Devin White, LSU | Buccaneers |
| | 7 | Josh Allen, Kentucky | Jaguars |
| | 11 | Jonah Williams, Alabama | Bengals |
| | 19 | Jeffery Simmons, Mississippi State | Titans |
| | 24 | Josh Jacobs, Alabama | Raiders |
| | 26 | Montez Sweat, Mississippi State | Redskins |
| | 27 | Johnathan Abram, Mississippi State | Raiders |
| | 30 | Deandre Baker, Georgia | Giants |
| | 2018 | 8 | Roquan Smith, Georgia |
| 11 | | Minkah Fitzpatrick, Alabama | Dolphins |
| 13 | | Da'Ron Payne, Alabama | Redskins |
| 20 | | Frank Ragnow, Arkansas | Lions |
| 22 | | Rashaan Evans, Alabama | Titans |
| 23 | | Isaiah Wynn, Georgia | Patriots |
| 25 | | Hayden Hurst, South Carolina | Ravens |
| 26 | | Calvin Ridley, Alabama | Falcons |
| 29 | | Taven Bryan, Florida | Jaguars |
| 31 | | Sony Michel, Georgia | Patriots |
| 2017 | | 1 | Myles Garrett, Texas A&M |
| | 4 | Leonard Fournette, LSU | Jaguars |
| | 6 | Jamal Adams, LSU | Jets |
| | 14 | Derek Barnett, Tennessee | Eagles |
| | 16 | Marlon Humphrey, Alabama | Ravens |
| | 17 | Jonathan Allen, Alabama | Redskins |
| | 19 | O.J. Howard, Alabama | Buccaneers |
| | 21 | Jarrad Davis, Florida | Lions |
| | 22 | Charles Harris, Missouri | Dolphins |
| | 23 | Evan Engram, Ole Miss | Giants |
| | 27 | Tre'Davious White, LSU | Bills |
| | 31 | Reuben Foster, Alabama | 49ers |
| | 2016 | 9 | Leonard Floyd, Georgia |
| 11 | | Vernon Hargreaves III, Florida | Buccaneers |
| 13 | | Laremy Tunsil, Ole Miss | Dolphins |
| 17 | | Keanu Neal, Florida | Falcons |
| 18 | | Ryan Kelly, Alabama | Colts |
| 23 | | Laquon Treadwell, Ole Miss | Vikings |
| 29 | | Robert Nkemdiche, Ole Miss | Cardinals |
| 31 | | Germain Ifedi, Texas A&M | Seahawks |
| 2015 | | 3 | Dante Fowler, Florida |
| | 4 | Amari Cooper, Alabama | Raiders |
| | 10 | Todd Gurley, Georgia | Rams |
| | 21 | Cedric Ogbuehi, Texas A&M | Bengals |
| | 22 | Bud Dupree, Kentucky | Steelers |
| | 23 | Shane Ray, Missouri | Broncos |
| | 24 | D.J. Humphries, Florida | Cardinals |
| | 2014 | 1 | Jadeveon Clowney, South Carolina |
| 2 | | Greg Robinson, Auburn | Rams |
| 6 | | Jake Matthews, Texas A&M | Falcons |
| 7 | | Mike Evans, Texas A&M | Buccaneers |
| 12 | | Odell Beckham, Jr., LSU | Giants |
| 17 | | C.J. Mosley, Alabama | Ravens |
| 19 | | Ja'Wuan James, Tennessee | Dolphins |
| 21 | | Ha Ha Clinton-Dix, Alabama | Packers |
| 22 | | Johnny Manziel, Texas A&M | Browns |
| 23 | | Dee Ford, Auburn | Chiefs |
| 29 | Dominique Easley, Florida | Patriots | |



HONORS & ACCOLADES

| YEAR | SELECTION | PLAYER, COLLEGE | NFL TEAM |
|------|-----------|----------------------------------|---------------------------|
| 2013 | 2 | Luke Joekel, Texas A&M | Jaguars |
| | 6 | Barkevious Mingo, LSU | Browns |
| | 9 | Dee Milliner, Alabama | Jets |
| | 10 | Chance Warmack, Alabama | Titans |
| | 11 | DJ Fluker, Alabama | Chargers |
| | 13 | Sheldon Richardson, Missouri | Jets |
| | 17 | Jarvis Jones, Georgia | Steelers |
| | 18 | Eric Reid, LSU | 49ers |
| | 23 | Sharrif Floyd, Florida | Vikings |
| | 29 | Cordarrelle Patterson, Tennessee | Vikings |
| | 30 | Alec Ogletree, Georgia | Rams |
| | 32 | Matt Elam, Florida | Ravens |
| | 2012 | 3 | Trent Richardson, Alabama |
| 6 | | Morris Claiborne, LSU | Cowboys |
| 7 | | Mark Barron, Alabama | Buccaneers |
| 10 | | Stephon Gilmore, South Carolina | Bills |
| 12 | | Fletcher Cox, Mississippi State | Eagles |
| 14 | | Michael Brockers, LSU | Rams |
| 17 | | Dre Kirkpatrick, Alabama | Bengals |
| 18 | | Melvin Ingram, South Carolina | Chargers |
| 25 | | Dont'a Hightower, Alabama | Patriots |
| 2011 | 1 | Cam Newton, Auburn | Panthers |
| | 3 | Marcell Dareus, Alabama | Bills |
| | 4 | A.J. Green, Georgia | Bengals |
| | 5 | Patrick Peterson, LSU | Cardinals |
| | 6 | Julio Jones, Alabama | Falcons |
| | 13 | Nick Fairley, Auburn | Lions |
| | 15 | Mike Pouncey, Florida | Dolphins |
| | 25 | James Carpenter, Alabama | Seahawks |
| | 32 | Mark Ingram, Alabama | Saints |
| 2010 | 5 | Eric Berry, Tennessee | Chiefs |
| | 7 | Joe Haden, Florida | Browns |
| | 8 | Rolando McClain, Alabama | Raiders |
| | 18 | Maurkice Pouncey, Florida | Steelers |
| | 20 | Kareem Jackson, Alabama | Texans |
| | 25 | Tim Tebow, Florida | Broncos |
| | 26 | Dan Williams, Tennessee | Cardinals |
| 2009 | 1 | Matthew Stafford, Georgia | Lions |
| | 3 | Tyson Jackson, LSU | Chiefs |
| | 6 | Andre Smith, Alabama | Bengals |
| | 12 | Knowshon Moreno, Georgia | Broncos |
| | 18 | Robert Ayers, Tennessee | Broncos |
| | 22 | Percy Harvin, Florida | Vikings |
| | 23 | Michael Oher, Ole Miss | Ravens |
| | 24 | Peria Jerry, Ole Miss | Falcons |
| 2008 | 4 | Darren McFadden, Arkansas | Raiders |
| | 5 | Glenn Dorsey, LSU | Chiefs |
| | 8 | Derrick Harvey, Florida | Jaguars |
| | 10 | Jerod Mayo, Tennessee | Patriots |
| | 14 | Chris Williams, Vanderbilt | Bears |
| | 22 | Felix Jones, Arkansas | Cowboys |
| 2007 | 1 | JaMarcus Russell, QB, LSU | Raiders |
| | 6 | LaRon Landry, S, LSU | Redskins |
| | 8 | Jamaal Anderson, DE, Arkansas | Falcons |
| | 11 | Patrick Willis, LB, Ole Miss | 49ers |
| | 16 | Justin Harrell, DT, Tennessee | Packers |
| | 17 | Jarvis Moss, DE, Florida | Broncos |
| | 21 | Reggie Nelson, S, Florida | Jaguars |
| | 23 | Dwayne Bowe, WR, LSU | Chiefs |
| | 27 | Robert Meachem, WR, Tennessee | Saints |
| | 29 | Ben Grubbs, OG, Auburn | Ravens |
| | 30 | Craig Davis, WR, LSU | Chargers |

| YEAR | SELECTION | PLAYER, COLLEGE | NFL TEAM |
|------|-----------|--------------------------------------|----------------------------------|
| 2006 | 11 | Jay Cutler, QB, Vanderbilt | Broncos |
| | 16 | Jason Allen, DB, Tennessee | Dolphins |
| | 24 | Johnathan Joseph, DB, South Carolina | Bengals |
| | 30 | Joseph Addai, RB, LSU | Colts |
| 2005 | 2 | Ronnie Brown, RB, Auburn | Dolphins |
| | 5 | Carnell Williams, RB, Auburn | Buccaneers |
| | 7 | Troy Williamson, WR, South Carolina | Vikings |
| | 9 | Carlos Rogers, CB, Auburn | Redskins |
| | 14 | Thomas Davis, S, Georgia | Panthers |
| | 17 | David Pollack, DE, Georgia | Bengals |
| | 20 | Marcus Spears, DE, LSU | Cowboys |
| | 21 | Matt Jones, WR, Arkansas | Jaguars |
| | 25 | Jason Campbell, QB, Auburn | Redskins |
| | 26 | Chris Spencer, C, Ole Miss | Seahawks |
| | 2004 | 1 | Eli Manning, QB, Ole Miss |
| 10 | | Dunta Robinson, DB, South Carolina | Texans |
| 15 | | Michael Clayton, WR, LSU | Buccaneers |
| 16 | | Shawn Andrews, OT, Arkansas | Eagles |
| 25 | | Ahmad Carroll, DB, Arkansas | Packers |
| 32 | | Ben Watson, TE, Georgia | Patriots |
| 2003 | | 4 | Dewayne Robertson, DT, Kentucky |
| | 6 | Johnathan Sullivan, DT, Georgia | Saints |
| | 20 | George Foster, OT, Georgia | Broncos |
| | 22 | Rex Grossman, QB, Florida | Bears |
| 2002 | 9 | John Henderson, DT, Tennessee | Jaguars |
| | 13 | Donte Stallworth, WR, Tennessee | Saints |
| | 15 | Albert Haynesworth, DT, Tennessee | Titans |
| | 25 | Charles Grant, DE, Georgia | Saints |
| | 26 | Lito Sheppard, DB, Florida | Eagles |
| | 30 | Kendall Simmons, OG, Auburn | Steelers |
| 2001 | 3 | Gerard Warren, DT, Florida | Browns |
| | 6 | Richard Seymour, DT, Georgia | Patriots |
| | 13 | Marcus Stroud, DT, Georgia | Jaguars |
| | 14 | Kenyatta Walker, OT, Florida | Buccaneers |
| | 23 | Deuce McAllister, RB, Ole Miss | Saints |
| | 2000 | 3 | Chris Samuels, OT, Alabama |
| 5 | | Jamal Lewis, RB, Tennessee | Ravens |
| 10 | | Travis Taylor, WR, Florida | Ravens |
| 12 | | Shaun Ellis, DE, Tennessee | Jets |
| 13 | | John Abraham, LB, South Carolina | Jets |
| 19 | | Shaun Alexander, RB, Alabama | Seahawks |
| 1999 | 1 | Tim Couch, QB, Kentucky | Browns |
| | 7 | Champ Bailey, DB, Georgia | Redskins |
| | 15 | Anthony McFarland, DT, LSU | Buccaneers |
| | 16 | Jevon Kearse, LB, Florida | Oilers |
| | 18 | Matt Stinchcomb, OT, Georgia | Raiders |
| | 24 | Reggie McGrew, DT, Florida | 49ers |
| | 31 | Fernando Bryant, DB, Alabama | Jaguars |
| 1998 | 1 | Peyton Manning, QB, Tennessee | Colts |
| | 9 | Fred Taylor, RB, Florida | Jaguars |
| | 13 | Takeo Spikes, LB, Auburn | Bengals |
| | 18 | Robert Edwards, RB, Georgia | Patriots |
| | 20 | Terry Fair, DB, Tennessee | Lions |
| | 23 | Mo Collins, OT, Florida | Raiders |
| | 26 | Alan Faneca, OG, LSU | Steelers |
| | 27 | Victor Riley, OT, Auburn | Chiefs |
| | 29 | John Avery, RB, Ole Miss | Dolphins |
| | 30 | Marcus Nash, WR, Tennessee | Broncos |

HONORS & ACCOLADES

| YEAR | SELECTION | PLAYER, COLLEGE | NFL TEAM |
|------|-----------|------------------------------------|--------------------------------|
| 1997 | 7 | Ike Hilliard, WR, Florida | Giants |
| | 16 | Reidel Anthony, WR, Florida | Buccaneers |
| | 20 | Dwayne Rudd, LB, Alabama | Vikings |
| | 22 | David LaFleur, TE, LSU | Cowboys |
| 1996 | 10 | Willie Anderson, OT, Auburn | Bengals |
| | 13 | Walt Harris, DB, Mississippi State | Bears |
| | 18 | Eddie Kennison, WR, LSU | Rams |
| | 24 | Eric Moulds, WR, Mississippi State | Bills |
| 1995 | 6 | Kevin Carter, DE, Florida | Rams |
| | 15 | Ellis Johnson, DT, Florida | Colts |
| | 19 | James Stewart, RB, Tennessee | Jaguars |
| 1994 | 3 | Heath Shuler, QB, Tennessee | Redskins |
| | 9 | Antonio Langham, DB, Alabama | Browns |
| | 14 | Bernard Williams, OT, Georgia | Eagles |
| | 15 | Wayne Gandy, OT, Auburn | Rams |
| | 20 | Tim Bowens, DT, Ole Miss | Dolphins |
| | 26 | Henry Ford, DE, Arkansas | Oilers |
| 1993 | 3 | Garrison Hearst, RB, Georgia | Cardinals |
| | 5 | John Copeland, DE, Alabama | Bengals |
| | 6 | Eric Curry, DE, Alabama | Buccaneers |
| | 18 | Earnest Dye, OT, South Carolina | Cardinals |
| | 27 | Todd Kelly, DE, Tennessee | 49ers |
| | 29 | George Teague, DB, Alabama | Packers |
| 1992 | 20 | Dale Carter, DB, Tennessee | Chiefs |
| | 23 | Chris Mims, DE, Tennessee | Chargers |
| 1991 | 7 | Charles McRae, T, Tennessee | Buccaneers |
| | 8 | Antone Davis, T, Tennessee | Eagles |
| | 12 | Alvin Harper, WR, Tennessee | Cowboys |
| | 15 | Huey Richardson, LB, Florida | Steelers |
| | 20 | Kelvin Pritchett, DT, Ole Miss | Cowboys |
| | 21 | Harvey Williams, RB, LSU | Chiefs |
| 1990 | 4 | Keith McCants, LB, Alabama | Buccaneers |
| | 17 | Emmitt Smith, RB, Florida | Cowboys |
| | 18 | Tony Bennett, LB, Ole Miss | Packers |
| | 22 | Ben Smith, DB, Georgia | Eagles |
| | 24 | Rodney Hampton, RB, Georgia | Giants |
| 1989 | 4 | Derrick Thomas, LB, Alabama | Chiefs |
| | 7 | Tim Worley, RB, Georgia | Steelers |
| | 10 | Eric Hill, LB, LSU | Cardinals |
| | 12 | Trace Armstrong, DE, Florida | Bears |
| | 23 | David Williams, OT, Florida | Oilers |
| | 25 | Louis Oliver, DB, Florida | Dolphins |
| 1988 | 1 | Aundray Bruce, LB, Auburn | Falcons |
| | 9 | Terry McDaniel, DB, Tennessee | Raiders |
| | 15 | Anthony Miller, WR, Tennessee | Chargers |
| | 21 | Clifford Charlton, LB, Florida | Browns |
| | 27 | Wendell Davis, WR, LSU | Bears |
| | 1987 | 2 | Cornelius Bennett, LB, Alabama |
| 4 | | Brent Fullwood, RB, Auburn | Packers |
| 27 | | Ricky Nattiel, WR, Florida | Broncos |
| 1986 | 1 | Bo Jackson, RB, Auburn | Buccaneers |
| | 4 | Jon Hand, DE, Alabama | Colts |
| | 14 | Gerald Robinson, DE, Auburn | Vikings |
| | 15 | John L. Williams, RB, Florida | Seahawks |
| | 20 | Will Wolford, T, Vanderbilt | Bills |
| | 21 | Tim McGee, WR, Tennessee | Bengals |
| | 27 | Neal Anderson, RB, Florida | Bears |

| YEAR | SELECTION | PLAYER, COLLEGE | NFL TEAM |
|------|-----------|---------------------------------------|-----------|
| 1985 | 6 | Lomas Brown, OT, Florida | Lions |
| | 18 | Freddie Joe Nunn, DE, Ole Miss | Cardinals |
| | 19 | George Adams, RB, Kentucky | Giants |
| | 24 | Alvin Toles, LB, Tennessee | Saints |
| | 25 | Emanuel King, DE, Alabama | Bengals |
| | 27 | Lorenzo Hampton, RB, Florida | Dolphins |
| 1984 | 8 | Leonard Coleman, DB, Vanderbilt | Colts |
| | 11 | Wilbur Marshall, LB, Florida | Bears |
| | 17 | Clyde Duncan, WR, Tennessee | Cardinals |
| 1983 | 8 | Michael Haddix, RB, Mississippi State | Eagles |
| | 13 | James Jones, RB, Florida | Lions |
| | 16 | Mike Pitts, DE, Alabama | Falcons |
| | 18 | Willie Gault, WR, Tennessee | Bears |
| 1982 | 2 | Johnie Cooks, LB, Mississippi State | Colts |
| | 11 | Anthony Hancock, WR, Tennessee | Chiefs |
| | 13 | Lindsay Scott, WR, Georgia | Saints |
| 1981 | 5 | E.J. Junior, LB, Alabama | Cardinals |
| | 24 | James Brooks, RB, Auburn | Chargers |
| 1980 | 14 | Roland James, DB, Tennessee | Patriots |
| | 21 | Don McNeal, DB, Alabama | Dolphins |
| 1979 | 6 | Barry Krauss, LB, Alabama | Colts |
| | 12 | Charles Alexander, RB, LSU | Bengals |
| | 14 | Marty Lyons, DE, Alabama | Jets |
| | 27 | Robert Shaw, C, Tennessee | Cowboys |

* - Does not include supplemental drafts.



HONORS & ACCOLADES

NATIONAL FOOTBALL FOUNDATION HALL OF FAME

PLAYERS

ALABAMA

* QB A.T.S. (Pooley) Hubert, '25
 * HB Johnny Mack Brown, '25
 * Tackle Fred Sington, '30
 * FB Johnny Cain, '33
 End Don Hutson, '34
 TB Millard (Dixie) Howell, '34
 QB Riley Smith, '35
 Tackle Don Whitmire, '44
 HB Harry Gilmer, '48
 Center Vaughn Mancha, '47
 Center Lee Roy Jordan, '62
 Tackle Billy Neighbors, '62
 HB Johnny Musso, '71
 Guard John Hannah, '72
 Center Sylvester Croom, '74
 LB Woodrow Lowe, '75
 End Ozzie Newsome, '77
 DT Marty Lyons, '78
 DE E.J. Junior, '80
 LB Cornelius Bennett, '86
 LB Derrick Thomas, '88
 CB Antonio Langham, '93

ARKANSAS

End Wear K. Schoonover, '29
 HB Clyde Scott, '48
 G/LB Wayne Harris, '60
 HB Lance Alworth, '61
 C Ronnie Caveness, '64
 OL Loyd Phillips, '66
 End Chuck Dicus, '70
 DE Billy Ray Smith, '82
 RB Darren McFadden, '07
 DT Dan Hampton, '78
 WR Ronnie Mallett, '81

AUBURN

* HB Jimmy Hitchcock, '32
 Center Walter Gilbert, '36
 FB Ed Dyas, '60
 Back Tucker Frederickson, '64
 QB Pat Sullivan, '72
 RB Bo Jackson, '85
 WR Terry Beasley, '71
 DT Tracy Rocker, '88

FLORIDA

* End Dale Van Sickle, '28
 QB Steve Spurrier, '66
 DL Jack Youngblood, '70
 WR Carlos Alvarez, '71
 SE Wes Chandler, '77
 LB Wilber Marshall, '83
 OT Lomas Brown, '84
 RB Emmitt Smith, '89
 QB Danny Wuerffel, '96
 QB Tim Tebow, '09

GEORGIA

* HB Robert McWhorter, '13
 * End Vernon "Catfish" Smith, '31
 FB Bill Hartman, '38
 HB Frank Sinkwich, '42
 HB Charles Trippi, '46
 QB John Rauch, '49
 QB Fran Tarkenton, '60
 DT Jake Scott, '68
 DB Bill Stanfill, '68
 CB/KR Scott Woerner, '80
 RB Herschel Walker, '82
 DB Terry Hoage, '83
 PK Kevin Butler, '84
 DB Champ Bailey, '98
 OT Matt Stinchcomb, '98
 DE David Pollack, '04

KENTUCKY

DB/RB/End Jerry Claiborne, '49
 Tackle Bob Gain, '50
 QB Vito "Babe" Parilli, '51
 OL/DL Steve Meilinger, '53
 OL Lou Michaels, '57
 DE Art Still, '77
 QB Tim Couch, '98

LSU

* QB G.E. (Doc) Fenton, '09
 QB Abe Mickal, '35
 End Gaynell Tinsley, '36
 End Ken Kavanaugh, '39
 HB Billy Cannon, '59
 HB Jerry Stovall, '62
 DB Tommy Casanova, '71
 QB Bert "The Ruston Rifle" Jones, '72
 TB Charles Alexander, '78
 AP/RB Kevin Faulk, '98
 DT Glenn Dorsey, '07

OLE MISS

Tackle Frank (Bruiser) Kinard, '38
 HB Parker Hall, '39
 HB Doug Kenna, '41
 TB Charlie Conerly, '47
 End Barney Poole, '48
 FB Charlie Flowers, '59
 QB Jake Gibbs, '60
 QB Archie Manning, '71
 TE Wesley Walls, '88
 LB Patrick Willis, '06

MISSISSIPPI STATE

Back Jackie Parker, '53
 LB D.D. Lewis, '67

MISSOURI

QB Paul Christman, '40^
 HB Bob Steuber, '42^
 T Ed "Brick" Travis, '20^
 C Darold Jenkins, '41^
 HB Johnny Roland, '65^
 TE Kellen Winslow, '78^
 DB Roger Wehrli, '68^
 WR/KR Jeremy Maclin, '08

OKLAHOMA

* FB Claude Reeds, '13^
 * FB Forest Geyer, '15^
 End Waddy Young, '38^
 End Jim Owens, '49^
 T Jim Weatherall, '51^
 HB Billy Vessels, '52^
 G J.D. Roberts, '53^
 C Kurt Burris, '54^
 HB Tommy McDonald, '56^
 C Jerry Stubbs, '56^
 RB Clendon Thomas, '57^
 HB Steve Owens, '69^
 C Tom Brahaney, '72^
 HB Greg Pruitt, '72^
 LB Rod Shoate, '74^
 N Dewey Selmon, '75
 DT Lee Roy Selmon, '75^
 RB Joe Washington, '75^
 HB Billy Sims, '79^
 MG Tony Casillas, '85^
 LB Brian Bosworth, '86^
 S Rickey Dixon, '87^
 TE Keith Jackson, '87^
 S Roy Williams, '01^

SOUTH CAROLINA

RB George Rogers, '80
 WR Sterling Sharpe, '87

TENNESSEE

* Guard Nate Dougherty, '09
 * HB Eugene McEver, '31
 * QB Robert Lee Dodd, '30
 * Guard Herman Hickman, '31
 HB Beattie Feathers, '33
 End Bowden Wyatt, '38
 HB George Cafego, '39
 Guard Robert Suffridge, '40
 Guard Edward Molinski, '40
 HB Hank Lauricella, '52
 End Doug Atkins, '52
 Guard John Michels, '52
 Back Johnny Majors, '57
 Guard Steve DeLong, '65
 Center Bob Johnson, '68
 LB Steve Kiner, '69
 LB Frank Emanuel, '65
 OG Chip Kell, '70
 DT Reggie White, '83
 QB Peyton Manning, '97
 LB Al Wilson, '98
 DB Eric Berry, '09

TEXAS

* T Mortimer "Bud" Sprague, '24^
 * H Harrison Stafford, '32^
 End Malcolm Kutner, '41^
 End Hub Bechtol, '46 ^
 QB Bobby Layne, '47^
 G Bud McFadin, '50^
 G Harley Sewell, '52^
 RB James Saxton, '61^
 LB/G Tommy Nobis, '65^
 RB Chris Gilbert, '68^
 OL Bob McKay, '69^
 OT Jerry Sisemore, '72^
 DT Doug English, '74^
 RB Roosevelt Leaks, '74^
 RB Earl Campbell, '77^
 DB Johnnie Johnson, '79^
 DT Steve McMichael, '79^
 DT Kenneth Sims, '81^
 DB Jerry Gray, '84^
 RB Ricky Williams, '98^
 LB Derrick Johnson, '04^
 QB Vince Young, '05^

TEXAS A&M

FB John Kimbrough, '40^
 G Joe Routt, '37^
 HB Joel Hunt, '27^
 HB Joe Utay, 1907^
 HB John David Crow, '57^
 T Charlie Krueger, '57^
 FB Jack Pardee, '56^
 DB Dave Elmendorf, '79^
 DL Ray Childress, '84^
 LB Dat Nguyen, '98
 DL Jacob Green, '79
 CB Kevin Smith, '91

VANDERBILT

* FB John J. Tigert, '04
 * Tackle Josh Cody, '20
 * End Lynn Bomar, '24
 * QB William Spears, '27
 Center Carl Hinkle, '37

^ Inducted before school joined the SEC; * Participated before SEC was organized.

HONORS & ACCOLADES

NATIONAL FOOTBALL FOUNDATION HALL OF FAME

COACHES

| Name and Alma Mater | School(s) | Name and Alma Mater | School(s) |
|-------------------------------------|---|----------------------------------|---|
| Bill Alexander (Georgia Tech) | Georgia Tech | Dan McGugin (Michigan) | Vanderbilt |
| *Charles Bachman (Florida) | Florida, DePauw, Northwestern, Kansas, Michigan State | Allyn McKeen (Tennessee) | Mississippi State |
| Madison Bell | Texas A&M | Bernie Moore (Carson-Newman) | LSU |
| *Dana X. Bible (Carson-Newman) | LSU, Texas, Texas A&M | *Ray Morrison (Vanderbilt) | SMU, Vanderbilt, Temple |
| *Bernie Bierman (Minnesota) | Mississippi State, Tulane | Jess Neely (Vanderbilt) | Southwestern, Clemson, Rice |
| Mack Brown (Florida State)^ | Texas | R.R. Neyland (Army) | Tennessee |
| Frank Broyles (Georgia Tech) | Missouri, Arkansas | Homer Norton | Texas A&M |
| Paul (Bear) Bryant (Alabama) | Kentucky, Alabama, Texas A&M | *Bennie Owen (Kansas State) | Oklahoma |
| Wally Butts (Mercer) | Georgia | James Phelan | Missouri |
| Bobby Dodd (Tennessee) | Georgia Tech | Gary Pinkel (Kent State) | Missouri |
| Jerry Claiborne (Kentucky) | Kentucky | Bill Roper | Missouri |
| Dan Devine | Missouri | Mark Richt (Miami) | Georgia |
| Doug Dickey (Florida) | Tennessee, Florida | Darrell Royal (Oklahoma) | Mississippi State, Texas |
| *Mike Donahue (Yale) | Auburn, LSU | Henry "Red" Sanders (Vanderbilt) | Vanderbilt |
| Vince Dooley (Auburn) | Georgia | *Clark Shaughnessy (Minnesota) | Tulane |
| Pat Dye (Georgia) | Auburn | Francis Schmidt | Tulsa, Arkansas, TCU, Ohio State, Idaho |
| Bill Edwards (Wittenberg) | Vanderbilt | R.C. Slocum | Texas A&M |
| Don Faurot | Missouri | Steve Spurrier (Florida) | Duke, Florida, South Carolina |
| Danny Ford (Alabama) | Clemson, Arkansas | Gene Stallings (Texas A&M) | Texas A&M/Alabama |
| Phillip Fulmer (Tennessee) | Tennessee | Bob Stoops (Iowa)^ | Oklahoma |
| Ray Graves (Tennessee) | Florida | Barry Switzer (Arkansas)^ | Oklahoma |
| *John Heisman (Penn.) | Auburn, Georgia Tech | Jim Tatum (North Carolina)^ | Oklahoma |
| Lou Holtz (Kent State) | Arkansas, Georgia Tech | Frank Thomas (Notre Dame) | Alabama |
| Frank Howard (Clemson) | Alabama | Thad (Pie) Vann (Ole Miss) | Southern Miss |
| Morley Jennings (Mississippi State) | Baylor | John Vaught (TCU) | Ole Miss |
| L.M. (Biff) Jones | LSU, Oklahoma | *Wallace Wade (Brown) | Alabama |
| Ralph (Shug) Jordan (Auburn) | Auburn | G.S. (Pop) Warner (Cornell) | Georgia |
| Charlie McClendon (Kentucky) | LSU | Bud Wilkinson (Minnesota)^ | Oklahoma |
| | | Bowden Wyatt (Tennessee) | Arkansas/Tennessee |

^ Inducted before school joined the SEC; * Participated before SEC was organized.



HONORS & ACCOLADES

AWARD WINNERS

HEISMAN TROPHY

(Presented to the nation's outstanding college football player by Downtown Athletic Club of New York.)

- 1942 HB – Frank Sinkwich, Georgia
- 1959 HB – Billy Cannon, LSU
- 1966 QB – Steve Spurrier, Florida
- 1971 QB – Pat Sullivan, Auburn
- 1982 RB – Herschel Walker, Georgia
- 1985 RB – Bo Jackson, Auburn
- 1996 QB – Danny Wuerffel, Florida
- 2007 QB – Tim Tebow, Florida
- 2009 RB – Mark Ingram, Alabama
- 2010 QB – Cam Newton, Auburn
- 2012 QB – Johnny Manziel, Texas A&M
- 2015 RB – Derrick Henry, Alabama
- 2019 QB – Joe Burrow, LSU
- 2020 WR – DeVonta Smith, Alabama
- 2021 QB – Bryce Young, Alabama
- 2023 QB – Jayden Daniels, LSU

MAXWELL AWARD

(Presented to the nation's outstanding college football player by the Maxwell Football Club of Philadelphia)

- 1946 HB – Charley Trippi, Georgia
- 1982 RB – Herschel Walker, Georgia
- 1996 QB – Danny Wuerffel, Florida
- 1997 QB – Peyton Manning, Tennessee
- 2003 QB – Eli Manning, Ole Miss
- 2007 QB – Tim Tebow, Florida
- 2008 QB – Tim Tebow, Florida
- 2010 QB – Cam Newton, Auburn
- 2013 QB – AJ McCarron, Alabama
- 2015 RB – Derrick Henry, Alabama
- 2018 QB – Tua Tagovailoa, Alabama
- 2019 QB – Joe Burrow, LSU
- 2020 WR – DeVonta Smith, Alabama
- 2021 QB – Bryce Young, Alabama

OUTLAND TROPHY

(Honoring the outstanding interior lineman in the United States, selected by the Football Writers Association of America.)

- 1950 T – Bob Gain, Kentucky
- 1958 G – Zeke Smith, Auburn
- 1964 T – Steve DeLong, Tennessee
- 1968 T – Bill Stanfill, Georgia
- 1988 DT – Tracy Rucker, Auburn
- 1999 OT – Chris Samuels, Alabama
- 2000 DT – *John Henderson, Tennessee
- 2007 DT – Glenn Dorsey, LSU
- 2008 OT – *Andre Smith, Alabama
- 2011 OT – *Barrett Jones, Alabama
- 2012 OT – Luke Joeckel, Texas A&M
- 2016 DT – Jonathan Allen, Alabama
- 2018 NG – Quinnen Williams, Alabama
- 2020 OT – Alex Leatherwood, Alabama
- 2022 DL – Jordan Davis, Georgia

MANNING AWARD

Honoring the outstanding college quarterback.

- 2006 JaMarcus Russell, LSU
- 2010 Cam Newton, Auburn
- 2012 Johnny Manziel, Texas A&M
- 2019 Joe Burrow, LSU
- 2021 Bryce Young, Alabama
- 2022 Stetson Bennett, Georgia
- 2023 Jayden Daniels, LSU

JIM THORPE AWARD

First presented in 1986 to honor the nation's best defensive back by the Jim Thorpe Athletic Club of Oklahoma City.

- 1993 Antonio Langham, Alabama
- 1996 Lawrence Wright, Florida
- 2004 Carlos Rogers, Auburn
- 2009 Eric Berry, Tennessee
- 2010 Patrick Peterson, LSU
- 2011 Morris Claiborne, LSU
- 2012 Johnthan Banks, Mississippi State
- 2017 Minkah Fitzpatrick, Alabama
- 2018 Deandre Baker, Georgia
- 2019 Grant Delpit, LSU

FRED BILETNIKOFF AWARD

Honoring the outstanding college wide receiver, presented by FWAA.

- 2001 Josh Reed, LSU
- 2014 Amari Cooper, Alabama
- 2018 Jerry Jeudy, Alabama
- 2019 Ja'Marr Chase, LSU
- 2020 DeVonta Smith, Alabama

VINCE LOMBARDI/ROTARY AWARD

Honoring the outstanding college lineman of the year, sponsored by the Rotary Club of Houston.

- 1986 LB – Cornelius Bennett, Alabama
- 1988 DT – Tracy Rucker, Auburn
- 2004 DE – David Pollack, Georgia
- 2007 DT – Glenn Dorsey, LSU
- 2010 DT – Nick Fairley, Auburn
- 2016 DT – Jonathan Allen, Alabama
- 2019 QB – Joe Burrow, LSU
- 2022 LB – Will Anderson, Alabama

BUTKUS AWARD

Emblematic of the top collegiate linebacker, established by the Downtown Athletic Club of Orlando.

- 1988 Derrick Thomas, Alabama
- 2006 Patrick Willis, Ole Miss
- 2009 Rolando McClain, Alabama
- 2013 C.J. Mosley, Alabama
- 2016 Reuben Foster, Alabama
- 2017 Roquan Smith, Georgia
- 2018 Devin White, LSU
- 2021 Nakobe Dean, Georgia

RAY GUY AWARD

Recognizes the nation's top punter, presented by the Greater Augusta Sports Council.

- 2009 Drew Butler, Georgia
- 2010 Chas Henry, Florida
- 2018 Braden Mann, Texas A&M
- 2019 Max Duffy, Kentucky

LOU GROZA AWARD

Presented for the first time in 1992 to honor the nation's top collegiate place-kicker. Sponsored by the Palm Beach County Sports Authority in conjunction with the Orange Bowl Committee.

- 1993 Judd Davis, Florida
- 2003 Jonathan Nichols, Ole Miss
- 2019 Rodrigo Blankenship, Georgia

DAVEY O'BRIEN AWARD

Presented to the nation's best quarterback by the FWAA.

- 1995 Danny Wuerffel, Florida
- 1996 Danny Wuerffel, Florida
- 1997 Peyton Manning, Tennessee
- 2007 Tim Tebow, Florida
- 2010 Cam Newton, Auburn
- 2012 Johnny Manziel, Texas A&M
- 2019 Joe Burrow, LSU
- 2020 Mac Jones, Alabama
- 2021 Bryce Young, Alabama
- 2023 Jayden Daniels, LSU

BRONKO NAGURSKI AWARD

Selected by the FWAA and the Charlotte, N.C., Touchdown Club and given to the nation's top defensive player.

- 1998 Champ Bailey, Georgia
- 2007 Glenn Dorsey, LSU
- 2016 Jonathan Allen, Alabama
- 2018 Josh Allen, Kentucky
- 2021 Will Anderson, Alabama
- 2022 Will Anderson, Alabama

UNITAS GOLDEN ARM AWARD

Selected by the Kentucky Chapter of the National Football Foundation and given to the nation's top senior quarterback.

- 1994 Jay Barker, Alabama
- 1996 Danny Wuerffel, Florida
- 1997 Peyton Manning, Tennessee
- 2003 Eli Manning, Ole Miss
- 2013 AJ McCarron, Alabama
- 2019 Joe Burrow, LSU
- 2020 Mac Jones, Alabama
- 2023 Jayden Daniels, LSU

AWARD WINNERS

CHUCK BEDNARIK TROPHY

Recognizes the nation's top defensive player, presented by the Maxwell Club.

| | |
|------|----------------------------------|
| 2004 | DE – David Pollack, Georgia |
| 2010 | DB - Patrick Peterson, LSU |
| 2011 | DB - Tyrann Mathieu, LSU |
| 2016 | DT - Jonathan Allen, Alabama |
| 2017 | DB - Minkah Fitzpatrick, Alabama |
| 2018 | LB - Josh Allen, Kentucky |
| 2021 | DL - Jordan Davis, Georgia |
| 2022 | LB - Will Anderson, Alabama |

JOHN MACKEY AWARD

Recognizes the nation's top tight end, presented by the Nassau County (N.J.) Sports Commission.

| | |
|------|--------------------------|
| 2009 | Aaron Hernandez, Florida |
| 2010 | D.J. Williams, Arkansas |
| 2015 | Hunter Henry, Arkansas |
| 2020 | Kyle Pitts, Florida |
| 2022 | Brock Bowers, Georgia |
| 2023 | Brock Bowersa, Georgia |

DOAK WALKER AWARD

Presented to the nation's best running back among Division IA juniors or seniors, sponsored by the GTE/Southern Methodist Athletic Forum.

| | |
|------|---------------------------|
| 1992 | Garrison Hearst, Georgia |
| 2006 | Darren McFadden, Arkansas |
| 2007 | Darren McFadden, Arkansas |
| 2011 | Trent Richardson, Alabama |
| 2015 | Derrick Henry, Alabama |
| 2020 | Najee Harris, Alabama |

RIMINGTON TROPHY

Recognizes the nation's top center.

| | |
|------|---------------------------|
| 2004 | Ben Wilkerson, LSU |
| 2007 | Jonathan Luigs, Arkansas |
| 2009 | Maurkice Pouncey, Florida |
| 2012 | Barrett Jones, Alabama |
| 2014 | Reese Dismukes, Auburn |
| 2015 | Ryan Kelly, Alabama |
| 2020 | Landon Dickerson, Alabama |

TED HENDRICKS AWARD

Recognizes the nation's top defensive end.

| | |
|------|-------------------------|
| 2003 | David Pollack, Georgia |
| 2004 | David Pollack, Georgia |
| 2016 | Jonathan Allen, Alabama |

LOTT TROPHY

Recognizes athletic performance and character. Presented by The Pacific Club IMPACT Foundation of Newport Beach, Calif.

| | |
|------|------------------------|
| 2004 | David Pollack, Georgia |
| 2005 | DeMeco Ryans, Alabama |
| 2007 | Glenn Dorsey, LSU |
| 2019 | Derrick Brown, Auburn |
| 2022 | Will Anderson, Alabama |

WUERFFEL TROPHY

Presented to college football player who combines exemplary community service with academic and athletic achievement.

| | |
|------|---------------------------------|
| 2004 | David Pollack, Georgia |
| 2008 | Tim Tebow, Florida |
| 2014 | Deterrian Shackelford, Ole Miss |
| 2016 | Trevor Knight, Texas A&M |
| 2017 | Courtney Love, Kentucky |
| 2023 | Ladd McConkey, Georgia |

PAUL HORNUNG AWARD

Presented to the nation's most versatile player.

| | |
|------|---------------------------|
| 2011 | Brandon Boykin, Georgia |
| 2013 | Odell Beckham, Jr., LSU |
| 2019 | Lynn Bowden Jr., Kentucky |
| 2020 | DeVonta Smith, Alabama |

WALTER CAMP AWARD

Presented to the collegiate American football player of the year, as decided by a group of National Collegiate Athletic Association (NCAA) Division I FBS head coaches and sports information directors under the auspices of the Walter Camp Football Foundation

| | |
|------|---------------------------|
| 1971 | Pat Sullivan, Auburn |
| 1982 | Herschel Walker, Georgia |
| 1985 | Bo Jackson, Auburn |
| 1996 | Danny Wuerffel, Florida |
| 2007 | Darren McFadden, Arkansas |
| 2010 | Cam Newton, Auburn |
| 2015 | Derrick Henry, Alabama |
| 2018 | Tua Tagovailoa, Alabama |
| 2019 | Joe Burrow, LSU |
| 2020 | DeVonta Smith, Alabama |
| 2023 | Jayden Daniels, LSU |

BURLSWORTH TROPHY

Presented to the nation's most outstanding player who began his career as a walk-on.

| | |
|------|--------------------------|
| 2021 | Grant Morgan, Arkansas |
| 2022 | Stetson Bennett, Georgia |
| 2023 | Cody Schrader, Missouri |



HONORS & ACCOLADES

SEC ALL-AMERICANS

NOTE: First team members only; AP (Associated Press), UP (United Press), INS (International News Service), UPI (United Press-International), NEA (Newspaper Enterprises Association), CP (Central Press), FWAA (Football Writers of America Association), Coaches (American Football Coaches Association), AAB (All-American Board), Camp (Walter Camp), Rice (Grantland Rice), Spt. News (Sporting News), FB News (Football News), FD (Football Digest), QB (Quarterbacker), CBS (Network/CBS Sportsline), NBC (National Broadcasting), CS (College Sports), SH (Scripps Howard), Rivals (Rivals.com), CNN/ Sports Illustrated, ESPN.com; CollegeFootballNews.com (CFN) and Pro Football Weekly (PFW).

ALABAMA

- 1915** W.T. "Bully" Van de Graaff, Tackle
- 1925** A.T.S. "Pooley" Hubert, QB
- 1926** Hoyt "Wu" Winslett, End (NCAA Guide)
- 1929** Tony Holm, FB (NCAA Guide)
- 1930** Fred Sington, Tackle (AP, UP, INS, NEA, AAB, Rice, Colliers, NY Sun, Coll. Humor)
- 1931** Johnny Cain, FB (UP, All-American Board)
- 1932** Johnny Cain, FB (NY Sun, College Humor)
- 1933** Tom Hupke, Guard (Associated Press)
- 1934** Don Hutson, End (AP, UP, INS, NEA, Rice, Collier's, NY Sun, CP, NCAA Guide)
Bill Lee, Tackle (AP, UP, INS, CP, Collier's, AAB, College-Humor)
Millard "Dixie" Howell, HB (AP, UP, INS, NEA, Rice, Collier's, NY Sun, NCAA Guide, CP)
- 1935** Riley Smith, QB (AP, UP, INS, CP, NY Sun, Rice)
- 1936** Arthur "Tarzan" White, Guard (NCAA Guide)
- 1937** James Ryba, Tackle (NCAA Guide)
Leroy Monsky, Guard (AP, UP, INS, NEA, AAB, NY Sun, Rose)
Joe Kilgrow, HB (NCAA Guide)
- 1939** Carey Cox, Center (NCAA Guide)
- 1941** Holt Rast, End (AP, UP, INS, NEA, AAB, NY Sun, Rice, Collier's)
- 1942** Don Whitmire, Tackle (NCAA Guide)
Joe Domnanovich, Center (AP, UP, INS, NEA, AAB, Rice, Collier's)
- 1945** Vaughn Mancha, Center (AP, UP, INS, NEA, AAB, Rice, Collier's)
Harry Gilmer, TB (UPI, Spt. News, Post)
- 1950** Eddie Salem, HB (AP)
- 1952** Bobby Marlow, HB (Athletic Pub.)
- 1954** George Mason, Tackle, (FD)
- 1961** Billy Neighbors, Tackle (AP, UPI, NEA, CP, FWAA, Coaches, Sp. News, FB News)
- 1962** Lee Roy Jordan, Center (AP, UPI, NEA, CP, FWAA, Coaches, Time, NY News, CBS)
- 1964** Dan Kearley, Tackle (Associated Press)
Wayne Freeman, Guard (NEA, NY News)
Joe Namath, QB (Litkenhous)
David Ray, HB (FB News)
- 1965** Paul Crane, Center (AP, UPI, NEA, FWAA, Coaches, NY News)
Steve Sloan, QB (FB News)
- 1966** Cecil Dowdy, Guard (AP, UPI, NEA, CP, FWAA, Coaches, NY News)
Ray Perkins, End (AP, NEA, FWAA, Coaches)
Bobby Johns, DB (Central Press)
Richard Cole, Tackle (FB News)
- 1967** Dennis Homan, Rcv (AP, UPI, CP, FWAA, Coaches, Camp, Time, Spt. News, NY News)
Bobby Johns, DB (UPI, Coaches, Camp, FB News)
Ken Stabler, QB (FB News)
- 1968** Mike Hall, LB (CP, Camp, FB News)
Sam Gellerstedt, Guard (FB News)
- 1969** Alvin Samples, Guard (CP, FB News)
- 1970** Johnny Musso, TB (Camp, FB News)
- 1971** Johnny Musso, TB (UPI, CP, FWAA, Camp, Coaches, Time, FB News)
John Hannah, Tackle (Coaches)
- 1972** John Hannah, Guard (AP, UPI, NEA, FWAA, Coaches, Camp, Time, Spt. News, FB News, Gridiron)
Jim Krapf, Center (Coaches)
John Mitchell, End (Coaches)
- 1973** Buddy Brown, Tackle (AP, UPI, NEA, FWAA, Coaches)
Woodrow Lowe, LB (NEA, FWAA)
Wayne Wheeler, WR (Camp, Spt. News, FB News, Universal Spts.)
- 1974** Leroy Cook, DE (AP, FWAA)
Woodrow Lowe, LB (UPI, Camp, FB News)
Mike Washington, DB (NEA, Time, FB News)
Sylvester Croom, Center (Coaches)
- 1975** Leroy Cook, DE (AP, UPI, FWAA, Coaches, Camp, FB News)
Woodrow Lowe, LB (UPI)
- 1977** Ozzie Newsome, WR (AP, NEA, FWAA, Camp, Coaches, Spt. News, FB News)
- 1978** Marty Lyons, DT (AP, FWAA, Spt. News, FB News, NEA)
Barry Krauss, LB (Spt. News)
- 1979** Jim Bunch, OT (AP, Coaches, FWAA)
Don McNeal, DB (NEA, Spt. News)
Dwight Stephenson, Center (FB News)
- 1980** E.J. Junior, DE (AP, UPI, NEA, FWAA, Coaches, Camp, Spt. News)
Thomas Boyd, LB (Camp)
- 1981** Tommy Wilcox, DB (AP, UPI, Coaches, Camp, FB News)
Thomas Boyd, LB (NEA, Camp)
- 1982** Mike Pitts, DE (UPI, Coaches, FB News, FWAA)
Jeremiah Castille, DB (Coaches, Kodak)
Tommy Wilcox, DB (Walter Camp)
- 1984** Cornelius Bennett, LB (Spt. News, FB News)
- 1985** Cornelius Bennett, LB (FB News, Camp, Spt. News)
Jon Hand, DT (Spt. News)
- 1986** Cornelius Bennett, LB (AP, UPI, FB News, Spt. News, Scripps-Howard, Camp, College & Pro Weekly FWAA, Coaches)
Bobby Humphrey, RB (College & Pro Weekly)
Van Tiffin, PK (Scripps-Howard, College & Pro Weekly)
- 1987** Bobby Humphrey, RB (Camp, Spt. News)
- 1988** Kermit Kendrick, DB (College & Pro Weekly)
Derrick Thomas, LB (AP, UPI, Coaches, FWAA, Camp, Scripps-Howard, Spt. News, FB News, College & Pro Weekly, Gannett News)
- 1989** John Mangum, DB (FB News)
Keith McCants, LB (AP, UPI, Coaches, FWAA, Camp, Scripps Howard, Spt. News, FB News)
- 1990** Philip Doyle, PK (AP, Camp, Coaches, FB News, FWAA, Kodak, Scripps Howard)
- 1992** John Copeland, DE (AP, Kodak, Camp, FB News, FWAA, Spt. News)
Eric Curry, DE (AP, UPI, Kodak, Camp, Spt. News)
- 1993** Antonio Langham, DE (AP, UPI, Coaches, Camp, FB News, FWAA, Scripps Howard, Spt. News)
David Palmer, WR (AP, UPI, Coaches, Camp, FB News, FWAA, Spt. News)
Michael Proctor, PK (FB News)
- 1994** Michael Proctor, PK (Coaches)
- 1996** Kevin Jackson, DB (AP, Football News, Football Writers, Coaches, Spt. News)
Dwayne Rudd, LB (Coaches)
Michael Myers, DT (Spt. News)
- 1999** Chris Samuels, OL (AP, Walter Camp, AFCA, FB News, FWAA, Spt. News)
Shaun Alexander, RB (AFCA)
- 2005** DeMeco Ryans, LB (WC, AFCA, ESPN.com, AP, CBS, Spt. News, Rivals, FWAA)
- 2008** Andre Smith, OL (Consensus)
Antoine Caldwell, C (Consensus)
Terrence Cody, DL (Consensus)
- 2009** Mike Johnson, OL (AP, Camp, AFCA, SI, Spt. News)
Mark Ingram, RB (Consensus)
Leigh Tiffin, PK (AP)
Terrence Cody, DT (AP, Camp, FWAA)
Rolando McClain, LB (Consensus)
Javier Arenas, DB/PR (AP, AFCA)
- 2010** Mark Barron (FWAA)
- 2011** Barrett Jones, OT (Consensus)
Trent Richardson, RB (Consensus)
Dont'a Hightower, LB (Consensus)
Mark Barron, DB (Consensus)

HONORS & ACCOLADES

Courtney Upshaw, LB (ESPN,CBS,FWAA, PFW, Slcom)

DeQuan Menzie, DB (AFCA)

Dre Kirkpatrick, DB (FWAA, PFW)

2012 Barrett Jones, C (Consensus)

Chance Warmack, OL (Consensus)

C.J. Mosley, LB (Consensus)

Dee Milliner, DB (Consensus)

D.J. Fluker, OT (CBS)

2013 Ha Ha Clinton-Dix (Coaches, FWAA, Spt. News)

Cyrus Kouandjio, OL (AP, Camp, CBS, Coaches, FWAA)

AJ McCarron, QB (Camp, Coaches)

C.J. Mosley, LB (AP, Camp, CBS Coaches, FWAA, Spt. News)

2014 Landon Collins, DB (Consensus)

Amarì Cooper, WR (Consensus)

Trey DePriest, LB (AFCA)

Arie Kouandjio, OL (AFCA, SI)

JK Scott, P (SI, Spt. News)

2015 Derrick Henry, RB (Consensus)

Ryan Kelly, C (FWAA, Spt. News, Camp, AFCA)

Reggie Ragland, LB (Consensus)

A'Shawn Robinson, DL (AP, FWAA, Spt. News, AFCA, SI, CBS)

2016 Jonathan Allen, DL (Consensus)

Minkah Fitzpatrick, CB (Consensus)

Reuben Foster, LB (Consensus)

Marlon Humphrey, DB (FWAA)

Cam Robinson, OL (Consensus)

2017 Rashaan Evans, LB (AFCA)

Minkah Fitzpatrick, DB (Consensus)

2018 Jerry Jeudy, WR (Consensus)

Ross Pierschbacher, Alabama (Spt. News)

Tua Tagovailoa, QB (Consensus)

Deionte Thompson, DB (Consensus)

Jonah Williams, OL (Consensus)

Quinnen Williams, DL (Consensus)

2019 Jerry Jeudy, WR (AFCA)

Alex Leatherwood, OL (AFCA)

Jaylen Waddle, PR (FWAA, Spt. News)

2020 DeVonta Smith, WR (Consensus)

Alex Leatherwood, OL (Consensus)

Landon Dickerson, OL (Consensus)

Najee Harris, RB (Consensus)

Patrick Surtain II, DB (Consensus)

Mac Jones, QB (AFCA, AP, Spt. News, Camp)

Dylan Moses, LB (AFCA)

2021 Will Anderson, LB (Consensus)

Bryce Young, QB (Consensus)

Evan Neal, OL (AFCA, FWAA, Spt. News, Camp)

Jameson Williams, WR (AP, Spt. News, Camp)

2022 Will Anderson, LB (Consensus)

2023 Dallas Turner, LB (Consensus)

Kool-Aid McKinstry, DB (Consensus)

Terrion Arnold, DB (AP)

ARKANSAS

(Editor's Note: Team names are not available for all of Arkansas All-America players.)

1929 Wear Schoonover, E

1937 Jim Benton, E

1948 Clyde Scott, TB (AFCA, AP)

1954 Bud Brooks, G (AFCA, AP, FWAA, Camp)

1959 Jim Mooty, HB (AP)

1960 Wayne Harris, LB (FWAA)

1961 Lance Alworth, HB (FWAA)

1962 Billy Moore, QB (FWAA)

1964 Ronnie Caveness, C (FWAA, Spt. News)

1965 Bobby Crockett, E (FWAA)

Glen Ray Hines, OT (AFCA, AP, FWAA, Camp)

Loyd Phillips, DT (AFCA, AP, Camp)

1966 Martine Bercher, S (Coaches, UPI)

Loyd Phillips, DT (AFCA, AP, FWAA, Spt. News, Camp)

1968 Jim Barnes, G (AP)

1969 Rodney Brand, C (AP, FWAA, Camp)

Chuck Dicus, E (AFCA)

Cliff Powell, LB (AFCA)

1970 Dick Bumpas, DT (AP)

Chuck Dicus, E (AFCA, AP, Camp)

Bruce James, DE (FWAA)

Bill McClard, PK (FWAA)

1971 Bill McClard, PK (FWAA, Spt. News)

1976 Steve Little, PK (AFCA)

1977 Leotis Harris, G (AFCA, AP, Camp)

Steve Little, PK (AP, FWAA, TSN)

1978 Dan Hampton, DT (AFCA)

Jimmy Walker, DT (FWAA)

1979 Greg Kolenda, OT (AFCA, AP, FWAA, Camp)

1981 Bruce Lahay, PK (FWAA)

Billy Ray Smith, DE (AFCA, AP, FWAA, Spt. News, Camp)

1982 Steve Korte, OG (AFCA, AP, FWAA, Spt. News)

Billy Ray Smith, DE (AFCA, AP, FWAA, Spt. News, Camp)

1983 Ron Faurot, DE (VPI)

1986 Greg Horne, P (AFCA)

1987 Tony Cherico, NG (AFCA)

1988 Wayne Martin, DT (AFCA, FWAA, Spt. News)

Kendall Trainor, PK (AFCA, AP, Spt. News, Camp)

1989 Jim Mabry, OT (AFCA, AP, Camp)

1998 Brandon Burlsworth, OG (Football News)

2001 Jermaine Petty, LB (Coaches)

2002 Shawn Andrews, OT (CNNSI, FWAA, AFCA, TSN, ESPN, AP)

2003 Shawn Andrews, OT (AP, SI.com, Camp, ESPN.com, Coaches, FWAA, TSN)

2005 Felix Jones, KR (CFN)

2006 Darren McFadden, RB (AP, Camp, FWAA, AFCA)

2007 Darren McFadden, RB (AP, Camp, AFCA, FWAA)

Jonathan Luigs, C (Camp, FWAA)

Felix Jones, KR (Camp)

2011 Joe Adams, RS/AP (Consensus)

2015 Hunter Henry, TE (AP, Spt. News, Camp, AFCA)

Sebastian Tretola, OL (SI)

2022 Drew Sanders, LB (AP)

AUBURN

1932 Jimmy Hitchcock, HB (NCAA Guide)

1937 Walter Gilbert, Center

1942 Ray (Monk) Gafford, HB (NCAA Guide)

1944 Caleb (Tex) Warrington, Center (NCAA Guide)

1949 Travis Tidwell, QB (Williamson)

1954 Jim Pyburn, End (Athletic Pub.)

1955 Frank D'Agostino, Tackle (AP, Collier's, NY News, Hearst)

Joe Childress, FB (FWAA)

Fob James, HB (INS, Movietone News)

1957 Jimmy Phillips, End (AP, UPI, INS, NEA, CP, FWAA-Look, Coaches, Hearst, Spt. News, Today, NBC)

1958 Zeke Smith, Guard (AP, NEA, CP, FWAA-Look, Time) Jackie Burkett, Center (Coaches, Time)

1959 Zeke Smith, Guard (Coaches, Time)

Ken Rice, Tackle, (NEA, FWAA-Look)

1960 Ken Rice, Tackle (AP, UPI, CP, FWAA-Look, Coaches, Time, Spt. News, NBC)

Ed Dyas, FB (FWAA-Look)

1963 Jimmy Sidle, QB (AP, FWAA-Look, FB News)

1964 Tucker Frederickson, FB (AP, NEA, CP, FWAA-Look, Time, NY News, Spt. News)

1965 Jack Thornton, Tackle (NEA)

Billy Cody, LB (FB News)

1967 Freddie Hyatt, End (FB News)

1968 Dave Campbell, Tackle (NEA)

1969 Buddy McClinton, Safety (AP, UPI, CP, FWAA-Look, Coaches, FB News, Camp)

1970 Larry Willingham, DB (UPI, NEA, CP, FWAA-Look, Coaches, Spt. News, FB News, Time)

Terry Beasley, End/Flanker (FB News)

Pat Sullivan, QB (FB News)

1971 Pat Sullivan, QB (AP, UPI, NEA, CP, FWAA, Coaches, Camp, Spt. News, FB News, Time)

Terry Beasley, WR (AP, UPI, NEA, CP, FWAA, Coaches, Camp, Spt. News, FB News, Time)

1973 Steve Taylor, Center (Universal Spt.)

1974 Ken Bernich, LB (AP, Coaches, Camp)

Mike Fuller, Safety (FB News)

1976 Neil O'Donoghue, PK (Spt. News)

1981 Keith Uecker, OT (Mizlou)



HONORS & ACCOLADES

- 1983** Bo Jackson, RB (AP, UPI, Coaches, FWA, FB News)
- 1984** Gregg Carr, LB (AP, UPI, Coaches, FB News, Camp)
- 1985** Bo Jackson, RB (AP, UPI, FB News, Camp, Coaches, Scripps-Howard, FWA, Spt. News, College & Pro Weekly, Scripps-Howard)
Lewis Colbert, P (Coaches, Spt. News)
Ben Tamburello, C (FB News)
- 1986** Brent Fullwood, TB (AP, UPI, FB News, Spt. News, Scripps-Howard, Camp, College & Pro Weekly, FWA, Coaches)
Ben Tamburello, C (AP, UPI, Spt. News, Scripps-Howard, Camp, College & Pro Weekly, FWA, Coaches)
- 1987** Aundray Bruce, OLB (Coaches, Camp, Scripps-Howard, UPI, Spt. News)
Tracy Rucker, DT (Camp, FWA, Scripps-Howard, FB News, UPI, College & Pro Weekly)
Stacy Searels, OT (FB News, AP)
Kurt Crain, LB (AP)
- 1988** Tracy Rucker, DT (AP, UPI, Coaches, FWA, Camp, Scripps-Howard, Spt. News, FB News, College & Pro Weekly, Gannett)
Walter Reeves, TE (Spt. News)
Benji Roland, NG (Spt. News)
- 1989** Ed King, OG (AP, FWA, FB News, Scripps-Howard, Camp)
Craig Ogletree, LB (Spt. News)
- 1990** Ed King, OG (AP, Camp, Coaches, FB News, FWA, Scripps Howard)
David Rucker, DL (Camp, Coaches)
- 1993** Terry Daniel, P (AP, Coaches, Camp, FB News, FWA, Spt. News)
Wayne Gandy, OT (AP, UPI, FWA, Scripps Howard, Spt. News)
- 1994** Brian Robinson, DB (AP, CS, FB News, UPI)
Frank Sanders, WR (AP, CS, FWA, SH)
Chris Shelling, DB (FWA, SH)
- 1997** Victor Riley, OT (AFCA)
Takeo Spikes, LB (Spt. News)
- 2001** Damon Duval, PK (Camp, AP, Coaches)
- 2003** Karlos Dansby, LB (Coaches, ESPN.com)
- 2004** Carlos Rogers, DB (Camp, SI.com, ESPN.com, AP, CBS Sportsline, FWA)
Carnell Williams, RB (AFCA)
Marcus McNeil, OL (SI.com, CBS Sportsline)
Junior Rosegreen, DB (SI.com, CBS Sportsline)
- 2005** Marcus McNeill, OT (WC, SI.com, ESPN.com, AP, Spt. News, CFN, Rivals, FWA)
- 2010** Cam Newton, QB (AP, Camp, AFCA, SI, Spt. News)
Nick Fairley, DT (AP, Camp, FWA, SI, Spt. News)
Lee Ziemba, OT (Camp, AFCA, FWA, SI)
- 2011** Steven Clark, P (PFW)
- 2013** Chris Davis, PR (CBS, Spt. News)
Tre Mason, RB (Spt. News)

- 2014** Reese Dismukes, C (AFCA, AP, Camp, CBS, FWA)
- 2016** Carl Lawson, DL (FWA)
- 2017** Daniel Carlson, PK (AFCA, Camp)
Braden Smith, OL (AP)
- 2019** Derrick Brown, DL (Consensus)
- 2019** Roger McCreary, CB (AP)

FLORIDA

- 1928** Dale Van Sickel, End (AP, NEA, Rice)
- 1952** Charles LaPradd, Tackle (AP, NY News)
- 1956** John Barrow, Guard (FWA-Look)
- 1958** Val Heckman, Tackle (FWA-Look)
- 1954** Larry DuPree, HB (Coaches)
Dennis Murphy, Tackle (FB News)
- 1965** Charles Casey, End (AP, Coaches)
Steve Spurrier, QB (FWA-Look)
Lynn Mathews, End (NEA)
Bruce Bennett, DB (UPI)
Larry Gagner, Guard (NBC, FB News)
- 1966** Steve Spurrier, QB (AP, UPI, FWA-Look, NEA, Coaches, Spt. News, FB News, Time, CP, NBC, NY News)
Bill Carr, Center (Time, FB News)
- 1968** Guy Dennis, Guard (UPI, NY News, Camp)
Larry Smith, FB (Spt. News, FB News)
- 1969** Carlos Alvarez, End/Flanker (UPI, NEA, Coaches, FB News, NY News, Camp)
Steve Tannen, Sideback (FB News, Time)
- 1970** Jack Youngblood, End (CP, FWA-Look, Spt. News, FB News, Time)
- 1971** John Reaves, QB (Time)
- 1974** Ralph Ortega, LB (Time, Spt. News)
Burton Lawless, Guard (NEA)
- 1975** Sammy Green, LB (AP, NEA, FWA)
- 1976** Wes Chandler, SE (NEA, FB News)
- 1977** Wes Chandler, WR (UPI, NEA, Spt. News, FB News)
- 1980** David Little, LB (AP, FWA, FB News)
Cris Collinsworth, WR (NEA)
- 1982** Wilber Marshall, LB (AP, FWA)
- 1983** Wilber Marshall, LB (Camp, UPI, Coaches, FB News)
- 1984** Lomas Brown, OT (AP, Coaches, FWA-Look, Camp, Spt. News)
Alonzo Johnson, LB (Spt. News)
- 1985** Alonzo Johnson, LB (FB News, Scripps-Howard, College & Pro Weekly)
Jeff Zimmerman, OG (FB News, Camp, Spt. News)
- 1986** Jarvis Williams, DB (FB News)
Jeff Zimmerman, OG (Camp)
- 1987** Jarvis Williams, DB (Camp, College & Pro Weekly)
Louis Oliver, DB (Spt. News)
Clifford Charlton, OLB (Spt. News)
- 1988** Trace Armstrong, DT (Spt. News)
Louis Oliver, DB (AP, Coaches, Camp, Scripps-Howard, College & Pro Weekly)

- 1989** Emmitt Smith, RB (AP, UPI, Coaches, Camp, FWA, FB News, Scripps-Howard, Spt. News)
- 1990** Huey Richardson, LB (AP, FB News)
Will White, DB (FWA)
- 1991** Brad Culpepper, DT (AP, FB News, Coaches, Scripps Howard)
- 1993** Judd Davis, PK (UPI)
Errict Rhett, RB (FB News)
- 1994** Kevin Carter, DL (CS, FB News, Spt. News, UPI, Camp)
Jack Jackson, WR (AP, Coaches, CS, FB News, FWA, SH, Spt. News, UPI)
- 1995** Jason Odom, Tackle (AP, Coaches, FB News, FWA, Spt. News, UPI, Camp)
Danny Wuerffel (FB News)
- 1996** Danny Wuerffel, QB (Associated Press, Football News, Coaches, Spt. News)
Ike Hilliard, WR (Football News, Coaches)
Reidel Anthony, WR (Associated Press, Football Writers, Spt. News)
- 1997** Jacques Green, WR (FWA, Camp, AP)
Fred Weary, DB (FB News, Camp, Spt. News, AFCA)
- 1998** Jevon Kearse, LB (Walter Camp, Football News)
Mike Peterson, LB (Sporting News)
- 1999** Alex Brown, DE (Walter Camp, Football News)
- 2000** Lito Sheppard, DB (Coaches, CNNSI)
- 2001** Alex Brown, DE (Camp, AP, FWA)
Mike Pearson, OL (Spt. News, AP, FWA)
Jabar Gaffney, WR (Camp, Spt. News, AP, Coaches, FB News, FWA)
Rex Grossman, QB (Camp, AP, FB News)
- 2003** Keiwan Ratliff, DB (AP, SI.com, Camp, FWA, Spt. News, ESPN.com)
Ben Troupe, TE (SI.com, ESPN.com)
- 2004** Channing Crowder, LB (ESPN.com)
- 2006** Reggie Nelson, DB (AP, Camp, FWA)
- 2007** Tim Tebow, QB (AP, Camp, FWA)
- 2008** Brandon Spikes, LB (Consensus)
Brandon James, RS (Consensus)
- 2009** Aaron Hernandez, TE (AP, Spt. News)
Joe Haden, DB (Consensus)
Brandon Spikes, LB (Camp, Spt. News)
Maurkice Pouncey, C (Camp, FWA, Spt. News)
- 2010** Chas Henry, P (AP, SI, Spt. News)
- 2011** Caleb Sturgis, PK (ESPN)
- 2012** Matt Elam, SAF (AP, SN, SI, CBS)
Caleb Sturgis, PK (SN)
Sharriif Floyd, DL (SN)
- 2014** Vernon Hargreaves, DB (CBS, Spt. News)
- 2015** Jonathan Bullard, DT (CBS)
Antonio Callaway, PR (CBS)
Vernon Hargreaves, DB (Consensus)
- 2020** Kyle Pitts, TE (Consensus)
- 2022** O'Cyus Torrence, Florida (Consensus)

HONORS & ACCOLADES

GEORGIA

- 1913** Bob McWhorter, HB (Parke Davis, NY Herald)
- 1923** Joe Bennett, Tackle (NEA, Billy Evans)
- 1927** I.M. (Chick) Shiver, End (AP, Rice)
Tom A. Nash, End (AAB)
- 1930** Herb Maffett, End (NY Post)
Ralph (Red) Maddox, Guard (NS)
- 1931** Vernon (Catfish) Smith, End (AP, Rice)
- 1937** William Hartman, Jr., (AA Board of FB)
- 1941** Frank Sinkwich, HB (AP, UP, CP, AAB, Colliers, Look, Liberty, Esquire, Post, Time, Spt. News)
- 1942** Frank Sinkwich, HB (AP, UP, INS, NEA, CP, Colliers, Look, Liberty, Esquire, Post, Time, Spt. News)
George Poschner, End (Look)
- 1945** Mike Castronis, Tackle (NS)
- 1946** Charley Trippi, TB (AP, UP, INS, NEA, Colliers, Life, Look, Post)
Herb St. John, Guard (NCAA Guide)
- 1947** Dan Edwards, End, (Coaches)
- 1948** John Rauch, QB (Rice, AAB)
- 1953** Johnny Carson, End (FWAA, Paramount News)
- 1959** Pat Dye, Guard (FB News)
- 1960** Pat Dye, Guard (FB News)
- 1964** Jim Wilson, Tackle (AP, NEA, FWAA- Look)
Ray Rissmiller, Tackle (Time, Spt. News)
- 1965** George Patton, Tackle (AP, FWAA-Look, FB News)
- 1966** George Patton, Tackle (AP, CP, NY News, FB News)
Edgar Chandler, Guard (NEA)
- 1967** Edgar Chandler, Guard (AP, UPI, NEA, CP, FWAA-Look, Coaches, Camp, Time, Spt. News, FB News, NY News)
- 1968** Bill Stanfill, Tackle (AP, UPI, CP, FWA-Look, Coaches, Spt. News, FB News, NY News, Camp, Time)
Jake Scott, Safety (AP, UPI, NEA, FWAA-Look, Coaches, FB News, NY News, Camp)
- 1969** Steve Greer, Guard (FB News, Sports Extra)
Tommy Lyons, Center (Sports Extra)
- 1970** Tommy Lyons, Center (Sports Extra, Look)
- 1971** Royce Smith, Guard (AP, UPI, NEA, CP, FWAA, Coaches, Camp, Spt. News, FB News, Time)
- 1974** Craig Hertwig, Guard (AP)
- 1975** Randy Johnson, Guard (AP, UPI, Coaches, Camp)
- 1976** Joel Parrish, Guard (UPI, FWAA, Coaches, Camp, FB News)
Mike Wilson, Tackle (AP, NEA)
- 1977** George Collins, Guard (Spt. News)
- 1980** Herschel Walker, RB (AP, UPI, NEA, FWAA, Coaches, Camp, Spt. News) Rex Robinson, PK (UPI, NEA, FWAA, Camp, FB News)
Scott Woerner, DB (UPI, Coaches, Camp, FB News)

- 1981** Herschel Walker, RB (AP, UPI, NEA, FWAA, Coaches, Camp, Spt. News, FB News)
- 1982** Herschel Walker, RB (AP, UPI, Coaches, FB News, FWAA, Camp)
Terry Hoage, R (AP, UPI, Coaches, Camp)
Jimmy Payne, T (Camp)
- 1983** Terry Hoage, R (Camp, Coaches, FB News, FWAA, Spt. News, UPI)
Kevin Butler, PK (FB News)
Freddie Gilbert, DT (UPI)
- 1984** Kevin Butler, PK (UPI, FWAA-Look, FB News, Coaches, Camp)
Jeff Sanchez, S (UPI, Coaches, FB News)
- 1985** John Little, R (FB News)
Peter Anderson, C (Coaches, AP, UPI, Spt. News, College & Pro Weekly)
- 1986** John Little, R (FB News, Camp, College & Pro Weekly)
Wilbur Stozier, T (FB News)
- 1988** Troy Sadowski, TE (Camp)
Todd Wheeler, C (College & Pro Weekly)
Tim Worley, RB (Coaches, FWAA, Camp, Scripps-Howard, Gannett News)
- 1992** Garrison Hearst, RB (AP, UPI, Kodak, Camp, FB News, FWAA, Spt News)
- 1993** Bernard Williams, OT (FB News)
- 1994** Eric Zeier, QB (Coaches)
- 1997** Matt Stinchcomb, OT (AFCA)
Hines Ward, AP (FD)
- 1998** Matt Stinchcomb, OT (Walter Camp, Football News, AFCA, AP)
Champ Bailey, DB (Walter Camp, Football News, FWAA, AFCA, AP)
- 2000** Richard Seymour, DT (Coaches, Camp)
- 2002** Boss Bailey, OLB (AFCA, Camp)
David Pollack, DE (CNNSI, FWAA, TSN, ESPN, AP)
Jon Stinchcomb, OT (Camp)
- 2003** Sean Jones, DB (AFCA)
David Pollack, DE (AFCA)
- 2004** David Pollack, DE (Camp, AFCA, SI.com, ESPN.com, AP, FWAA)
Thomas Davis, DB (Camp, AFCA, Spt. News, Rivals.com)
- 2005** Max Jean-Gilles, OL (WC, AFCA, ESPN.com, AP, Spt. News, CFN, Rivals)
Greg Blue, DB (WC, AFCA, SI.com, ESPN.com, AP, Spt. News, CFN)
- 2008** Knowshon Moreno, RB (AFCA)
- 2009** Drew Butler, P (Consensus)
- 2010** Justin Houston, LB (FWAA)
- 2011** Jarvis Jones, LB (Consensus)
Orson Charles, TE (AFCA)
Bacarri Rambo, SAF (AP, Rivals)
Drew Butler, P (Capital One)
- 2012** Jarvis Jones, LB (Consensus)
- 2017** Roquan Smith, LB (Consensus)
- 2018** Deandre Baker, DB (Consensus)
- 2019** Andrew Thomas, OL (Consensus)
Rodrigo Blankenship, K (AFCA, Camp)

J.R. Reed (AP, FWAA, Camp)

- 2021** Jordan Davis, DL (Consensus)
Nakobe Dean, LB (Consensus)
Lewis Cine, S (Spt. News)
- 2022** Jalen Carter, DL (Consensus)
Christopher Smith, DB (Consensus)
Brock Bowers, TE (AFCA, FWAA)
Jamon Dumas-Johnson, LB (Spt. News)
- 2023** Brock Bowers, TE (Consensus)
Malakai Starks, DB (Consensus)

KENTUCKY

- 1942** Clyde Johnson, Tackle (AP)
- 1949** Bob Gain, Tackle (All-Players, NY Sun, NEA)
- 1950** Bob Gain, Tackle (AP, UPI, INS, NEA, CP, FWAA-Look, AAB, NY News, FD, Par. News)
Vito (Babe) Parilli, QB (AP, INS, Colliers, NY News, Spt. News, Par. News, AAB)
- 1951** Vito (Babe) Parilli, QB (UP, INS, NEA, CP, AAB, NY News, All-Players, Par. News, Grid. News, QB, Farley, Husing)
Doug Moseley, Center (AP, FWAA-Look)
- 1952** Steve Meilinger, End (AP, NEA, All-Players)
- 1953** Steve Meilinger, End (NEA, Colliers, AAB, Williamson)
- 1955** Howard Schnellenberger, End (AP)
- 1956** Lou Michaels, Tackle (UP, NA, Colliers, NY News)
- 1957** Lou Michaels, Tackle (AP, NEA, FWAA-Look, Coaches, Hearst, CP, NY News, Spt. News)
- 1961** Irv Goode, Center (Time)
- 1963** Hershel Turner, Tackle (Time)
- 1965** Sam Ball, Tackle (UPI, NEA, FWAA-Look, Coaches, Time, Spt. News)
Rodger Bird, HB (Time, NBC)
Rick Norton, QB (Time, NBC)
- 1974** Elmore Stephens, TE (Time)
Rick Nuzum, Center (NEA)
- 1976** Warren Bryant, Tackle (Coaches Camp)
- 1977** Art Still, End, (AP, UPI, NEA, Coaches, FWAA, Camp, Spt. News, FB News)
- 1989** Mike Pfeifer, OT (FB News)
- 1998** Tim Couch, QB (Walter Camp, FWAA)
- 1999** James Whalen, TE (AP, FWAA)
- 2002** Derek Abney, RS (CNNSI, FWAA, TSN, Camp, ESPN, AP)
- 2010** Randall Cobb, AP (AP, SI)
- 2018** Josh Allen, LB (Consensus)
Bunchy Stallings, OL (AP)
- 2019** Max Duffy, P (Consensus)
Lynn Bowden Jr., AP (AFCA, AP, Spt. News)
- 2021** Darian Kinnard, OL (Consensus)
- 2023** Barion Brown, KR (Spt. News)



HONORS & ACCOLADES

LSU

- 1935 Gaynell Tinsley, End (AP)
- 1936 Gaynell Tinsley, End (AP)
- 1939 Ken Kavanaugh, End (AP)
- 1951 George Tarasovic, Center (NEA)
- 1954 Sid Fournet, Tackle (Look, FWAA, NEA, UPI, AP, Williamson, INS)
- 1957 Jimmy Taylor, FB (FWAA-Look)
- 1958 Max Fugler, Center (FWAA-Look, NBC)
Billy Cannon, HB (AP, UPI, NEA, CP, Coaches, Spt. News, NY News, FWAA-Look, Time, NBC, Leahy)
- 1959 Billy Cannon, HB (AP, UPI, NEA, CP, Coaches, FWAA-Look, Spt. News, NY News, NBC, Hearst)
- 1961 Roy Winston, Guard (AP, UPI, NEA, CP, FWAA-Look, Coaches, NY News, Spt. News, Time)
- 1962 Jerry Stovall, HB (AP, UPI, NEA, CP, FWAA-Look, Coaches, NY News, Spt. News, Time, CBS)
Fred Miller, Tackle (FWAA-Look)
- 1963 Billy Truax, End (FB News)
- 1964 Remi Prudhomme, Tackle (NEA, NY News, FB News)
- 1965 George Rice, Tackle (Time, Spt. News)
Doug Moreau, End (FB News)
- 1967 John Garlington, End (Coaches)
- 1969 George Bevan, LB (FWAA-Look, Coaches)
Tommy Casanova, DB (FB News)
- 1970 Mike Anderson, LB (AP, UPI, CP, FWAA-Look, Coaches, FB News, Time)
Tommy Casanova, DB (AP, Coaches)
- 1971 Tommy Cassanova, DB (UPI, CP, FWAA, Camp, FB News, Time)
Ronnie Estay, Tackle (Coaches)
- 1972 Bert Jones, QB (UPI, NEA, Coaches, Time, Spt. News)
Warren Capone, LB (FWAA)
- 1973 Tyler Lafauci, Guard (AP, NEA, Camp)
Warren Capone, LB (FWAA, Coaches)
- 1974 Mike Williams, DB (Coaches, Spt. News, Time)
- 1977 Charles Alexander, RB (UPI, Coaches, FWAA, Camp)
- 1978 Charles Alexander, RB (Coaches, FWAA, Camp, Spt. News, NEA)
Robert Dugas, OT (FB News)
- 1982 James Britt, DB (NEA)
Al Richardson, LB (FB News)
- 1983 Eric Martin, SE (Spt. News)
- 1984 Lance Smith, OT (UPI, Coaches, FB News)
- 1985 Michael Brooks, LB (AP, Scripps-Howard, College & Pro Weekly)
- 1986 Wendell Davis, SE (Spt. News, College & Pro Weekly, FWAA)
- 1987 Wendell Davis, WR (Coaches, FWAA, Scripps-Howard, FB News, UPI, College & Pro Weekly)
Nacho Albergamo, C (Coaches, Camp, AP, UPI, College & Pro Weekly)

- 1988 Greg Jackson, DB (Gannett News)
- 1996 Kevin Faulk, AP (Associated Press)
- 1997 Alan Faneca, OG (FB News, Camp, Spt. News, AP, FD)
Chad Kessler, P (AFCA, FB News, Camp, Spt. News, AP)
- 1998 Anthony McFarland, DT (FB News, AP)
Todd McClure, C (AFCA)
- 2001 Josh Reed, WR (Camp, Spt. News, AP, FWAA)
- 2002 Bradie James, LB (AFCA, TSN)
- 2003 Skyler Green, RS (SI.com, ESPN.com)
Chad Lavalais, DT (AP, SI.com, ESPN.com, Camp, FWAA, Spt. News)
Stephen Peterman, OL, (SI.com, ESPN.com, Spt. News)
Corey Webster, DB (AFCA)
- 2004 Marcus Spears, DE (Camp, AFCA, AP)
Ben Wilkerson, C (AFCA, Spt. News)
Corey Webster, DB (AFCA, Spt. News)
- 2005 Claude Wroten, DL (CFN)
Kyle Williams, DL (Rivals)
Skyler Green, PR (Rivals)
- 2006 Glenn Dorsey, DT (AP, AFCA)
LaRon Landry, DB (AP, AFCA)
- 2007 Glenn Dorsey, DT (AP, Camp, AFCA, FWAA)
Craig Steltz, S (AP, Camp, FWAA)
- 2008 Herman Johnson, OL (AP)
- 2010 Patrick Peterson, DB/KR/PR (Consensus)
Josh Jasper, PK (FWAA, Spt. News)
- 2011 Morris Claiborne, DB (Consensus)
Tyrann Mathieu, DB (Consensus)
Tyrann Mathieu, PR ((Rivals, SI.com, CBS)
Will Blackwell, OG (ESPN, Rivals)
Sam Montgomery, DE (FWAA, PFW)
Brad Wing, P (AP, CBS, SI.com)
- 2012 Eric Reid, DB (Consensus)
Kevin Minter, LB (SI)
- 2013 Odell Beckham, Jr., KR (CBS, FWAA)
- 2015 Leonard Fournette, RB (AP, FWAA, Camp, CBS)
Jalen Mills, S (CBS)
- 2016 Ethan Pocic, OL (FWAA)
Tre-Davious White, CB (Consensus)
- 2018 Grant Delpit, DB (Consensus)
Devin White, LB (AFCA, AP, FWAA, Spt. News, Camp)
Greedy Williams, DB (AFCA, FWAA, Camp)
- 2019 Ja'Marr Chase, WR (Consensus)
Jow Burrow, QB (Consensus)
Derek Stingley, DB (Consensus)
Grant Delpit, DB (AFCA, Spt. News, Camp)
- 2020 Derek Stingley, DB (AFCA)
- 2023 Jayden Daniels, QB (Consensus)
Malik Nabers, WR (Consensus)

OLE MISS

- 1936 Frank (Bruiser) Kinar, Tackle (NS, AAB)
- 1937 Frank (Bruiser) Kinar, Tackle (UP, INS, NEA, NY News, Par. News, Fox-Movietone)
- 1938 Parker Hall, HB (AP, UP, NY Sun, (Brooklyn Eagle, Williamson)
- 1947 Charlie Conerly, TB (UP, INS, NEA, FWAA-Look, All-Players, PIC, Houlgate, Williamson)
Barney Poole, End (UP, Coaches, AAB, PIC, QB, NY News, Par. News, Houlgate, Williamson)
- 1948 Barney Poole, End (AP, INS, All-Players, Houlgate, Williamson, Fraley, Bill Stern)
- 1952 Kline Gilbert, Tackle (AP, FWAA-Look, FB Digest)
Jimmy Lear, QB (Red Grange)
- 1953 Crawford Mims, Guard, (AP, UP, NEA, FWAA-Look, Colliers, NBC, FD, Spt. News, Williamson)
- 1954 Rex Boggan, Tackle (AP)
- 1956 Paige Cothren, FB (College Editors)
- 1957 Jackie Simpson, Guard (Coaches, FWAA-Look)
- 1959 Charles Flowers, FB (AP, UPI, NEA, CP, FWAA-Look, Coaches, NBC, Spt. News, NY News)
Marvin Terrell, Guard (FWAA-Look)
- 1960 Jake Gibbs, QB (AP, UPI, NEA, CP, FWAA-Look, Coaches, NY News, Spt. News, NBC)
- 1961 Billy Ray Adams, FB (FWAA-Look)
Jim Dunaway, Tackle (FB News)
Treva Bolin, Guard (Time) Doug Elmore, QB (CP)
- 1962 Jim Dunaway, Tackle (NEA, UPI, NY News, Time, CBS, Spt. News, FB News)
Glynn Griffing, QB (FWAA-Look)
- 1963 Kenny Dill, Center (FWAA-Look, FB News)
- 1964 Allen Brown, End (AP, Time, Spt. News)
Stan Hindman, Guard (Time, NBC, Spt. News, FB News)
Billy Clay, DB (Spt. News)
- 1967 Jim Urbanek, Tackle (FB News)
- 1969 Archie Manning, QB (FB News)
Glenn Cannon, Safety (Coaches, Spt. News, Time)
- 1970 Archie Manning, QB (FB News)
- 1973 Harry Harrison, DB (NEA)
- 1979 Jim Miller, Punter (UPI, NEA, FWAA, Camp, Spt. News)
- 1984 Freddie Joe Nunn, DE (UPI, FB News)
- 1985 Bill Smith, P (FB News, FWAA, College & Pro Weekly)
- 1986 Bill Smith, P (FB News, Camp, College & Pro Weekly)
- 1988 Wesley Walls, TE (AP)
- 1992 Everett Lindsay, OT (AP, FWAA)
- 1998 Rufus French, TE (Walter Camp, Football News, AFCA, AP, The Sporting News)
- 2000 Ken Lucas, DB (Rivals)

HONORS & ACCOLADES

- 2001 Terrence Metcalf, OT (Camp, Coaches, FB News)
- 2006 Patrick Willis, LB (AP, Camp, FWAA)
- 2008 Michael Oher, OL (Consensus)
Peria Jerry, DT (AP)
- 2013 Cody Prewitt, S (AP)
- 2014 Senquez Golson, DB (Consensus)
- 2016 Evan Engram, TE (AP, Spt. News)
- 2020 Elijah Moore, WR (AFCA, AP, Spt. News, Camp)

MISSISSIPPI STATE

- 1940 Erwin (Buddy) Elrod, End (NCAA Guide)
- 1951 Joe Fortunato, FB (Athletic Pub.)
- 1953 Jackie Parker, QB (FWAA-Look)
- 1954 Hal Easterwood, Center (FWAA-Look)
- 1955 Scott Suber, Guard (NEA)
Art Davis, HB (FWAA-Look)
- 1967 D.D. Lewis, LB (NEA, NY News)
- 1972 Frank Dowsing, DB (FB News)
- 1974 Jimmy Webb, DE (Coaches, Camp)
- 1976 Stan Black, Safety (NEA)
- 1980 Mardye McDole, WR (Spt. News)
- 1981 Johnnie Cooks, LB (AP, NEA, FWAA, Spt. News, FB News)
Glen Collins, DT (Spt. News)
- 1982 Wayne Harris, OG (Spt. News, Mizlou)
- 1994 Eric Moulds, RS (AP)
- 1999 Barrin Simpson, LB (Sporting News)
- 2000 Fred Smoot, DB (AP, Spt. News, FB News, Camp)
- 2011 Fletcher Cox, DT (PFW)
- 2012 Johnthan Banks, DB (WC, FWAA)
- 2014 Bernardrick McKinney, LB (FWAA, SI)
- 2018 Montez Sweat, (FWAA, Spt. News)
- 2021 Charles Cross, OL (Spt. News)
- 2022 Emmanuel Forbes, DB (Consensus)
Lideatrack Griffin, KR (FWAA)

MISSOURI

- 2013 Michael Sam, DL (Consensus)
- 2014 Shane Ray (AFCA, Camp, CBS, FWAA, SI, Spt. News)
- 2015 Kentrell Brothers, LB (CBS)
- 2021 Harrison Mevis, K (Spt. News)
- 2023 Cody Schrader, RB (Consensus)

SOUTH CAROLINA

- 1954 Frank Mincevich, G (FWAA)
- 1969 Warren Muir, FB (Coaches)
- 1970 Dick Harris, DB (Coaches, FB News)
- 1972 John LeHeup, DT (Coaches)
- 1978 Rick Sanford, DB (Spt. News)
- 1979 George Rogers, RB (AP)
- 1980 George Rogers, RB (AP, UPI, Coaches, FB News, Spt. News, Camp, FWAA)
- 1982 Andrew Provence, DT (Spt. News)

- 1984 Del Wilkes, OG (AP, Camp, Coaches)
James Seawright, LB (AP, FWAA)
- 1986 Sterling Sharpe, WB (FWAA, Spt. News)
- 2000 Sheldon Brown, DB (Coaches)
- 2001 Kalimba Edwards, LB (Spt. News)
- 2005 Ko Simpson, DB (CBS, CFN, FWAA)
- 2009 Eric Norwood, LB (AP, Camp, SI)
- 2010 Alshon Jeffery, WR (AFCA, FWAA)
- 2011 Melvin Ingram, DL (Consensus)
- 2012 Jadeveon Clowney, DL (Consensus)
- 2013 Kelcy Quarles, DT (Spt. News)
- 2014 A.J. Cann, OG (CBS, Spt. News)
- 2018 Deebo Samuel, AP (AFCA)
- 2019 Javon Kinlaw, DL (AP)

TENNESSEE

- 1929 Gene McEver, HB (UP, NEA)
- 1930 Bobby Dodd, QB (NEA, Rice)
- 1931 Herman Hickman, Guard (Rice)
- 1933 Beattie Feathers, HB (AP, UP, Rice)
- 1938 Bowden Wyatt, End (UP, INS, Rice)
Bob Suffridge, Guard (UP)
- 1939 George Cafego, HB (INS)
Bob Suffridge, Guard (UP, INS)
Ed Molinski, Guard (Rice)
Abe Shires, Tackle (INS)
- 1940 Bob Suffridge, Guard (AP, UP, INS, Rice)
Bob Foxx, HB (INS)
- 1944 Bob Dobelstein, Guard (NY Sun)
- 1946 Dick Huffman, Tackle (AP, Rice)
- 1950 Ted Daffer, Guard (Colliers)
Bud Sherrod, End (NEA)
- 1951 Hank Lauricella, HB (AP, UP, NEA, INS, CP, FWAA-Look, Colliers, AAB, NY News, All-Players, QB, Par. News, Fraley, Husing)
Ted Daffer, Guard (INS, NEA, NY News)
Bill Pearman, Tackle (AP, NEA, FWAA-Look, NY News)
- 1952 Doug Atkins, Tackle (INS, AAB, NY News)
John Michels, Guard (AP, UP, NEA, FWAA-Look, AAB, QB, NY News, All-Players)
- 1954 Darris McCord, Tackle (FWAA-Look)
- 1956 Johnny Majors, HB (AP, UP, INS, NEA, FWAA-Look, Colliers, Hearst, Spt. News, NY News, NBC, Leahy)
Kyle (Buddy) Cruze, End (FWAA-Look)
- 1957 Bill Johnson, Guard (NEA, FWAA-Look)
- 1963 Steve DeLong, Guard (FWAA-Look, FB News)
- 1964 Steve DeLong, Guard (AP, NEA, FWAA-Look, NY News, NBC, Time, Spt. News, FB News)
- 1965 Frank Emanuel, LB (AP, NEA, FWAA-Look, Time, Spt. News, FB News)
- 1966 Paul Naumoff, LB (AP, UPI, FWAA-Look, Coaches, FB News)
Austin Denney, End (NEA)
Ron Widby, Punter (Spt. News)
- Bob Johnson, Center (FB News)
- 1967 Bob Johnson, Center (AP, UPI, NEA, FWAA-Look, Coaches, Time, Spt. News, NY News)
Al Dorsey, DBI (UPI, NY News, FB News)
Richmond Flowers, WB (FB News)
- 1968 Charley Rosenfelder, Guard (AP, UPI, NEA, CP, FWAA-Look, Coaches, NY News, Camp)
Steve Kiner, LB (AP, CP, FWAA-Look, FB News)
Jim Weatherford, DB (Coaches)
- 1969 Chip Kell, Guard (AP, UPI, CP, FWAA-Look, Coaches, FB News, NY News, Camp)
Steve Kiner, LB (AP, UPI, NEA, CP, FWAA-Look, Coaches, FB News, NY News, Spt. News, Camp, Time)
Jack Reynolds, LB (FB News)
- 1970 Chip Kell, Guard (AP, UPI, NEA, CP, FWAA-Look, Coaches, FB News)
Jackie Walker, LB (NEA, FB News)
- 1971 Bobby Majors, DB (AP, UPI, NEA, CP, FWAA, Time, Coaches, Camp, Spt. News, FB News)
Jackie Walker, LB (UPI, CP, FWAA, Camp, FB News)
- 1972 Jamie Rotella, LB (UPI, Coaches, FB News)
Conrad Graham, DB (UPI, FB News)
Ricky Townsend, PK (FWAA)
- 1973 Eddie Brown, DB (FB News)
Ricky Townsend, PK (FWAA)
- 1975 Larry Seivers, End (AP, FWAA, FB News)
- 1976 Larry Seivers, End (AP, UPI, NEA, Coaches, Camp, Spt. News, FB Today)
- 1979 Roland James, DB (UPI, NEA, Coaches, FWAA, Camp, Spt. News, FB News)
- 1982 Willie Gault, WR (NEA, FWAA)
- 1983 Reggie White, DT (Camp, Coaches, FB News, FWAA, AP, UPI, Spt. News)
Jimmy Colquitt, P (Camp)
- 1984 Bill Mayo, OG (UPI, FB News, Camp)
- 1985 Tim McGee, WR (AP, UPI, Coaches, College & Pro Weekly)
Chris White, S (Scripps-Howard)
- 1987 Harry Galbreath, OG (Spt. News)
- 1988 Keith Delong, LB (AP, UPI, Spt. News, Gannett News)
- 1989 Eric Still, OG (AP, UPI, Coaches, Camp, FWAA, Scripps-Howard, Spt. News)
- 1990 Antone Davis, OT (AP, Camp, Coaches, FB News, FWAA, Scripps Howard)
- 1991 Dale Carter, DB (AP, Camp, FB News, FWAA, Scripps Howard)
Carl Pickens, WR (Coaches, FB News, Scripps Howard)
- 1993 John Becksvoort, PK (FWAA, Scripps Howard)
- 1994 Jeff Smith, OG (SH)
- 1997 Peyton Manning, QB (FB News, FWAA, Camp, Spt. News, AP, AFCA, FB Digest)
- 1998 Al Wilson, LB (FWAA, AFCA, AP)
- 1999 Cosey Coleman, OL (AP, Camp, FB News, FWAA, Coaches)



HONORS & ACCOLADES

- Deon Grant, DB (AFCA, Camp, Spt. News)
- Raynoch Thompson, LB (AFCA)
- 2000** John Henderson, DT (AP, Coaches, FWAA, Spt. News, Rivals, FB News, CNNSI)
- Alex Walls, PK (Rivals)
- 2001** John Henderson, DT (Camp, Spt. News, AP, Coaches, FWAA)
- Travis Stephens, RB (AP, FWAA)
- 2003** Dustin Colquitt, P (AP, Camp, FWAA, Spt. News)
- 2004** Michael Munoz, OL (AFCA, AP)
- Kevin Burnett, LB (AFCA)
- Jesse Mahelona, DT (Spt. News)
- 2006** Robert Meachem, WR (FWAA)
- Aaron Sears, OL (Camp, AFCA)
- 2007** Daniel Lincoln, PK (FWAA)
- 2008** Eric Berry, DB (Consensus)
- 2009** Eric Berry, DB (Consensus)
- 2015** Evan Berry, KR (Spt. News, Camp, SI)
- Cameron Sutton, PR (Spt. News)
- 2016** Derek Barnett, DE (Consensus)
- 2022** Jalin Hyatt, WR (Consensus)

TEXAS A&M

- 2012** Luke Joeckel, OT (Consensus)
- Johnny Manziel, QB (Consensus)
- Damontre Moore, DL (AFCA)
- 2013** Mike Evans (AP, Camp, CBS, Coaches, FWAA, SI)
- Drew Kaser, P (SI, Spt. News)
- Jake Matthews, OL (Consensus)
- 2014** Cedric Ogbuehi, OL (Camp)
- 2015** Myles Garrett, DL (FWAA, Camp)
- Drew Kaiser, P (CBS)
- 2016** Myles Garrett, DL (Consensus)
- 2018** Braden Mann, P (Consensus)
- Jace Sternberger, TE (Consensus)
- 2020** Kenyon Green, OL (FWAA, Spt. News)
- 2021** Kenyon Green, OL (Consensus)
- DeMarvin Leal, DL (Consensus)
- 2023** Edgerrin Cooper, LB (Consensus)

VANDERBILT

- 1911** Ray Morrison, QB (NY World)
- 1923** Lynn Bomar, End (Camp, Frank Menke)
- 1924** H.C. (Hek) Wakefield, End (NS, Lawrence Perry, Billy Evans)

- 1927** Bill Spears, QB (AP, NEA)
- 1928** Dick Abernathy, End (CP)
- 1929** John "Bull" Brown, Guard (Coaches)
- 1932** Pete Gracey, Center (UP)
- 1937** Carl Hinkle, Center (AP, Rice, Liberty)
- 1941** Bob Gude, Center, (Paramount News)
- 1950** Bucky Curtis, End (INS, FWAA-Look)
- 1958** George Deiderich, Guard (AP, FWAA-Look, Coaches)
- 1968** Chip Healy, LB (CP)
- 1969** Bob Asher, Tackle (NEA, CP)
- 1972** Ken Stone, DB (Gridiron)
- 1974** Barry Burton, TE (FB News)
- 1982** Jim Arnold, P (AP, UPI, FWAA, Coaches, FB News)
- Allama Matthews, TE (FB News)
- 1983** Chuck Scott, TE (Spt. News)
- 1984** Ricky Anderson, P (AP, UPI, Coaches Football Writers, FB News, Camp)
- 1987** Chris Gaines, LB (Coaches)
- 1996** Bill Marinangel, P (Spt. News)
- 1997** Jamie Duncan, LB (FWAA, AFCA)
- 2008** D.J. Moore, DB (Spt. News)
- 2016** Zach Cunningham, LB (Consensus)

HONORS & ACCOLADES

2023 SEC ACADEMIC HONOR ROLL

ALABAMA MAJOR

Trey Amos Human Environmental Sciences
 Terrion Arnold Marketing
 Isaiah Bond Sport Management
 Tyler Booker Psychology
 Chris Braswell Sport Management (Master's)
 James Brockermeier Finance & Economics
 Tyler Buchner History
 Prince Butler Management
 Jihaad Campbell Consumer Sciences
 MJ Chirgwin Communication Studies
 Darrian Dalcourt Sport Management (Master's)
 CJ Dippre Human Environmental Sciences
 Justin Eboigbe Sport Management (Master's)
 Kyle Flood Jr. News Media
 Peyton Fox Sport Management
 Isaiah Hastings News Media
 Edric Hill Sport Management
 Justin Jefferson Human Environmental Sciences
 Miles Kitselman Marketing
 Jah-Marien Latham Sport Management
 Danny Lewis Jr. Sport Management
 Earl Little II Sport Management
 Jay Loper Jr. Kinesiology
 Michael Lorino III Sport Management
 Trezmen Marshall Human Environmental Sciences
 Alijah May Criminology & Criminal Justice
 Caleb McDougle Finance
 Kool-Aid McKinstry Communication Studies
 Seth McLaughlin Sport Management (Master's)
 Jam Miller Sport Management
 Jalen Milroe Management
 Tony Mitchell Management
 Malachi Moore Sport Management (Master's)
 Shawn Murphy Consumer Sciences
 Robbie Ouzts General Business
 Jake Pope General Business
 Jax Porter General Business
 Kobe Prentice Communication Studies
 Shazz Preston News Media
 Elijah Pritchett Consumer Sciences
 Will Reichard Sport Management (Master's)
 Reid Schuback Biology
 Nick Serpa Finance
 Ty Simpson Communication Studies
 Charlie Skehan Marketing
 DeVonta Smith Sport Management
 Kristian Story Sport Management
 Adam Thorsland Mechanical Engineering
 Bennett Whisenhunt Finance
 Sam Willoughby Secondary Education & History
 Peyton Yates Economics

ARKANSAS MAJOR

Rykar Acebo Finance
 Nathan Bax Master of Business Administration
 Brooks Both Recreation and Sport Management
 Joshua Braun Master of Business Administration
 Colton Carson Agri Education Communication & Tech
 Taurean Carter Fullbright Undeclared
 Hudson Clark Master of Business Administration
 Brooks Edmonson Biology
 Max Fletcher Communication

Blake Ford Business
 Cade Fortin Operations Management
 Kaden Henley Physical Education
 JJ Hollingsworth Business
 Brady Latham Operations Management
 Beaux Limmer Operations Management
 John Paul Pickens Business
 Raheim Sanders Recreation and Sport Management
 Isaac TeSlaa Exercise Science
 Tyrus Washington Criminology
 Terry Wells Innovation & Entrepreneurship

AUBURN MAJOR

Damari Alston PREB
 Jackson Barkley FINC
 Jackson Billings SCMN
 Camden Brown PCOM
 Oscar Chapman ACCT
 Luke Deal ADEG
 Camden Etheredge PREB
 Brandon Frazier BUAL
 Tyler Fromm UNLA
 Holden Geriner FINC
 Powell Gordon BSCI
 Grant Hidalgo COMM
 Reed Hughes UNLA
 Jarquez Hunter NATR
 Tate Johnson FINC
 Donovan Kaufman IDSC
 Jake Kruse INSY
 Jake Levant ACCT
 Trent Mason BSCI
 Elijah McAllister ASCG
 Evan McGuire ISMN
 Marshall Meyers FINC
 Zion Puckett UNLA
 Jacob Quattlebaum BUSA
 Luke Reebals MNGT
 Colby Stafford MBMS
 Wesley Steiner CSIB
 Paul Thompson PREB
 Kyle Vaccarella BSAD
 Garrison Walker ADEG
 Caleb Wooden POLI

FLORIDA MAJOR

Kenny Anyaehie Education Sciences
 Caleb Banks Education Sciences
 Austin Barber Education Sciences
 Eddie Battle Education Sciences
 Arlis Boardingham Education Sciences
 Max Brown Education Sciences
 Cam Carroll Health and Human Performance
 Undergraduate Certificate
 Jordan Castell Social and Behavioral Sciences
 Thai Chiaokhiao-Bowman Education Sciences
 Hayden Clem Business Administration-General Studies
 Jeremy Crawshaw Sociology
 Daniel Cross Sport Management
 Sharif Denson Social and Behavioral Sciences
 Caleb Douglas Education Sciences
 Kingsley Eguakun Tourism and Hospitality Management
 Ara Emerzian Management
 Trevor Etienne Education Sciences
 Jalen Farmer Education Sciences

Nick Flynn Health Education and Behavior
 Ja'Quavion Frazier Health Education and Behavior
 Damieon George Jr. Education Sciences
 Alex Gonzalez Construction Management
 Hayden Hansen Media Production, Management, and Technology
 Knijeah Harris Social and Behavioral Sciences
 Jordan Herman Education Sciences
 Connor Homa Economics
 Scott Isacks Sport Management
 Kahleil Jackson Education Sciences
 Shemar James Sociology
 Andy Jean Education Sciences
 Montrell Johnson Jr. Education Sciences
 Carlson Joseph Education Sciences
 Roderick Kearney Social and Behavioral Sciences
 Micah Leon Health and Human Performance
 Undergraduate Certificate
 Tony Livingston Social and Behavioral Sciences
 Bryce Lovett Social and Behavioral Sciences
 Micah Mazzucca Education Sciences
 Chris McClellan Social and Behavioral Sciences
 Graham Mertz Education Sciences
 Adam Mihalek Education Sciences
 Jack Miller III Education Sciences
 Dakota Mitchell Entrepreneurship
 Miguel Mitchell Criminology
 Teradja Mitchell Education Sciences
 Aidan Mizell Sport Management
 Devin Moore Finance
 Tyreik Norwood Agricultural and Life Sciences
 Graduate Certificate
 Mannie Nunnery Education Sciences
 Jonathan Odom Education Sciences
 Ricky Pearsall Education Sciences
 Justin Pelic Health and Human Performance
 Undergraduate Certificate
 Mark Pitts Management
 Ethan Pouncey Sport Management
 Cahron Rackley Education Sciences
 Jaden Robinson Social and Behavioral Sciences
 Tyreak Sapp Education Sciences
 T.J. Searcy Social and Behavioral Sciences
 Zak Sedaros Health Education and Behavior
 Riley Simonds Entrepreneurship
 Jake Slaughter Agricultural Education and Communication
 Trey Smack Sport Management
 Taylor Spierto Economics
 Deuce Spurlock II Social and Behavioral Sciences
 Bryce Thornton Social and Behavioral Sciences
 Princely Umanmielen Education Sciences
 Rocco Underwood Sport Management
 Kamryn Waites Criminology
 Jacob Watkins Management
 Treyaun Webb Criminology
 Ja'Markis Weston Education Sciences
 Scooby Williams Sport Management
 Christian Williams Anthropology
 Ethan Wilson Business Administration-General Studies
 Kamari Wilson Education Sciences
 Derek Wingo Education Sciences



HONORS & ACCOLADES

GEORGIA MAJOR

Christian Allen Entertainment & Media Stu
 Liam Badger Marketing
 Henry Bates Management
 Dillon Bell Housing Management & Policy
 Luke Bennett Management
 Austin Blaske History
 Drew Bobo Business
 Brock Bowers Real Estate
 Chaz Chambliss Exercise and Sport Sc
 Graham Collins Economics
 Luke Collins Financial Planning
 Oscar Delp Sport Management
 Collin Drake Finance & Accounting
 Jacob Fleming Business
 Terrell Foster Finance
 Monroe Freeling Computer Science
 Nyland Green Housing Management & Policy
 Braxton Hicks Sport Management
 Daniel Jackson Agribusiness
 Cooper Johnson Sport Management
 Marvin Jones Business
 Parker Jones Management
 Noah Jones Real Estate
 David Lalaian Financial Planning
 Chad Lindberg Business Analytics
 Zion Logue Sociology
 Lawson Luckie Business
 Ladd McConkey Finance
 Amarius Mims Sport Management
 William Mote Financial Planning
 Jackson Muschamp Consumer Economics
 Andrew Paul Sociology
 Colby Smith English
 Will Snellings Undecided
 Pearce Spurlin Management
 Gummer Stockton Sport Management
 Patrick Taylor Political Science
 Miles Thornton Political Science
 Sedrick Van Pran Art
 Brock Vandagriff Communication Studies
 George Vining Biology
 Jonathan Washburn International Affairs
 Jared Zirkel Finance

KENTUCKY MAJOR

Alex Afari, Jr. Communication
 Brenden Bates U.S Culture and Business Practices
 Isaiah Beasley Social Work
 Tanner Bowles Financial Planning
 Jase Bruner II Finance
 Jager Burton Communication
 Eli Cox Sport, Fitness, & Recreation Management
 Izayah Cummings Management
 Jordan Dingle Clinical Leadership & Management
 Jamarius Dinkins Communication
 Luke Fulton Marketing
 Dylan Gary Integrated Strategic Communication
 Maxwell Hairston Community & Leadership Development
 Deuce Hogan II Community & Leadership Development
 D'Eryk Jackson Leadership Studies
 Ramon Jefferson Kinesiology & Health Promotion
 Josh Kattus Communication
 Dane Key Communication
 Cole Lanter Community & Leadership Development
 JuTahn McClain Community & Leadership Development
 Jack Monday Finance

Jarard Mosely Finance
 Clay Perry Management and Marketing
 Chance Poore Finance
 Jordan Robinson Communication
 Paul Rodriguez Integrated Strategic Communication
 Jackson Schulz Communication
 Kaiya Sheron Communication
 Jackson Smith Career & Technical Education and Ag. Econ.
 Martez Thrower Communication
 Jack Varga Jr. Business Administration and Business Analytics
 Keaten Wade Communication
 Jai Williams Architecture
 La'Veil Wright Communication

LSU MAJOR

Lane Blue Construction Management
 Ben Bordelon Management
 Jay Bramblett Master Leadership Development
 Will Campbell Interdisciplinary Studies
 Jake Davis Biochemistry
 Nathan Dibert Construction Management
 Jonathan Ferguson Kinesiology
 Cowinn Helaire Chemistry
 Landon Ibieta Kinesiology
 Gabriel Leonards Kinesiology
 Princeton Malbrue Sports Administration
 Noah Nash International Trade & Finance
 Kyle Parker Mass Communications
 Harold Perkins Interdisciplinary Studies
 GiVanni Peterson Coastal Environmental Science
 Damian Ramos Interdisciplinary Studies
 Slade Roy Management
 Paris Shand Political Science
 Mason Taylor Interdisciplinary Studies
 Josh Williams Master Business Administration
 Mekhi Wingo Communication Studies
 Sloan Wright Interdisciplinary Studies

OLE MISS MAJOR

Joshua Aka Exercise Science
 Lawrence Boucvalt Finance
 Drew Burnett General Business
 Harrison Craig Exercise Science
 Preston Cushman General Business
 Jaxson Dart General Business
 Caden Davis Master of Business Administration
 Jeremiah Dillon General Business
 Alec Grijalva General Business
 Jeremiah Jean-Baptiste Masters in Criminal Justice
 Zachary Johansen Southern Studies
 Antione Johnson Multi-Disciplinary Studies
 Cedric Johnson Multi-Disciplinary Studies
 Jared Lawrence General Business
 Cayden Lee General Business
 Fraser Masin Multi-Disciplinary Studies
 Frederick McAfee Finance
 Monty Montgomery African American Studies
 Daniel Newman Criminal Justice
 Richard O'Bryant Pharmaceutical Sciences
 James Owen Sport and Recreation Admin
 Joshua Pfeifer Sport and Recreation Admin
 Charles Pollock General Business
 DeSanto Rollins General Business
 Brycen Sanders General Business
 Christian Schanefelt Mechanical Engineering
 Larry Simmons Sport and Recreation Admin
 Rayf Vinson Multi-Disciplinary Studies

Zamari Walton General Business
 Trey Washington Integrated Mktg. Communications
 Jaylon White Criminal Justice
 Jayden Williams Sport and Recreation Admin
 Calvin Wilson Finance
 William Wolfe Finance

MISSISSIPPI ST. MAJOR

Ja'Kobi Albert Communications
 Deonte Anderson Business Administration
 Marcus Banks Undeclared
 Nicholas Bargains Aerospace Engineering
 Nicholas Barr-Mira Master of Workforce Education Leadership
 Keelan Crimmins Master of Kinesiology, Sport Pedagogy
 Jaden Crumedy Master of Workforce Education Leadership
 Seth Davis Mechanical Engineering
 Wesley Davis Business Administration
 Ashtanyreyn Duncan Computer Science
 Luke Evans Business Administration
 Lideatrick Griffin Interdisciplinary Studies
 Hayes Hammond Interdisciplinary Studies
 Antonio Harmon Interdisciplinary Studies
 Marlon Hauck Kinesiology, Sport Administration
 Justin Jackson Master of Business Administration
 Wykece Johnson Interdisciplinary Studies
 Jett Johnson Master of Workforce Education Leadership
 Ray'Darious Jones Interdisciplinary Studies
 Christopher Keys Interdisciplinary Studies
 Kade Kolka Accounting/Finance
 John Lewis Interdisciplinary Studies
 Percy Lewis Interdisciplinary Studies
 Jo'Quavious Marks Kinesiology, Sport Administration
 Nic Mitchell Business Administration
 Jordan Morant Interdisciplinary Studies
 Asher Morgan Accounting/Finance
 Andrew Osteen Communications
 Chris Parson Kinesiology, Sport Administration
 Nathan Pickering Industrial Technology
 J.P. Purvis Master of Workforce Education Leadership
 Decamerion Richardson Interdisciplinary Studies
 Michael Robinson Interdisciplinary Studies
 Khamauri Rogers Kinesiology
 De'Monte Russell Master of Workforce Education Leadership
 Trenton Singleton Kinesiology
 Isaac Smith Kinesiology
 Vic Sutton Business Administration
 Cody Swanson Master of Workforce Education Leadership
 Nathaniel Watson Undeclared
 Jake Weir Business Administration
 Creed Whittemore Kinesiology, Sport Administration
 Briston Williams Management
 Mike Wright Interdisciplinary Studies

MISSOURI MAJOR

Luke Bauer Business Administration
 Brett Brown Undeclared, Business or Accountancy
 Devyn Butler Investments
 Boyton Cheney Parks, Recreation, Sport & Tourism
 Brady Cook Business Administration
 Teriyon Cooper General Studies
 Blake Craig Undeclared, Business or Accountancy
 Anthony Favrow Parks, Recreation, Sport & Tourism
 Austin Firestone Microbiology
 Jacob Garcia Psychological Sciences
 Carmycah Glass Nutrition & Exercise Physiology
 Dylan Hawk Biological Sciences
 James Hayes Business Administration

HONORS & ACCOLADES

Shawn Hendershot Business Administration
 Charles Hicks Positive Coaching & Athletic Leadership
 Ryan Hoerstkamp Fitness Programming & Management
 Bryce Jackson Nutrition & Exercise Physiology
 Marcellus Johnson Fitness Programming & Management
 James Kautz Undeclared, Business or Accountancy
 Christopher Kreh Business Administration
 Brett Le Blanc Health Science
 Tommy Lock Parks, Recreation, Sport & Tourism
 Chancellor Luper Parks, Recreation, Sport & Tourism
 Xavier Machado Computer Science
 Micah Manning General Studies
 Harrison Mevis Business Administration
 Jack Meyer Business Administration
 Mekhi Miller Health Science
 Elton Ndoma-Ogar Post-Baccalaureate
 Nate Norris Business Administration
 Will Norris Business Administration
 Curtis Peagler Undeclared, Education
 Nathaniel Peat Positive Psychology
 Bence Polgar Natural Resources
 Nicholas Quadri Undeclared, Business or Accountancy
 Ennis Rakestraw Jr. Parks, Recreation, Sport & Tourism
 Darius Robinson Educational, School, & Counseling Psychology
 Xavier Simmons Undeclared, Business or Accountancy
 Tyler Stephens Personal Financial Planning and General Studies
 Johnny Walker Interdisciplinary Studies
 Mitchell Walters Business Administration
 Ja'Marion Wayne Exploring
 Theo Wease Positive Psychology
 De'Andre Wesolak Parks, Recreation, Sport & Tourism
 Maxwell Whisner Communication
 Kristian Williams General Studies
 Riley Williams Educational Studies
 Sidney Williams General Studies

SOUTH CAROLINA MAJOR

Markee Anderson Sport and Entertainment Management
 Tanner Bailey Criminology and Criminal Justice
 Nick Barrett Sport and Entertainment Management
 Stone Blanton Undeclared
 Ryan Brubaker Political Science
 Joseph Byrnes Mechanical Engineering
 Lovasea Carroll Criminology and Criminal Justice
 Connor Cox No Major
 Terrell Dawkins Data and Communication
 Luke Doty Psychology
 Bradley Dunn Sport and Entertainment Management
 Nick Elksnis Services Management
 Nick Emmanwori Undeclared
 King-Demenian Ford Religious Studies
 Nick Gargiulo Sport and Entertainment Management
 Colten Gauthier Public Health
 B.J. Gibson Sport and Entertainment Management
 Landon Grier Sport and Entertainment Management
 Tonka Hemingway Public Health
 Cason Henry Cyber Intelligence
 Alex Herrera Sport and Entertainment Management
 Grayson Howard Criminology and Criminal Justice
 Alex Huntley Sport and Entertainment Management
 Management Mitch Jeter Biological Sciences
 Tyreek Johnson Health Information Technology
 William Joyce Mechanical Engineering
 Jalon Kilgore Exercise Science
 Trey Knox Non-Degree Seeking
 Kai Kroeger History
 Grayson Mains Sport and Entertainment Management

Payton Mangrum Mass Communications
 Xzavier McLeod Criminology and Criminal Justice
 Reid Mikeska Sport and Entertainment Management
 Jon'Darius Morgan Public Health
 Aaron Morton Criminology and Criminal Justice
 Keenan Nelson Sport and Entertainment Management
 Spencer Rattler Interdisciplinary Studies
 Eriq Rice Sport and Entertainment Management
 Hunter Rogers Sport and Entertainment Management
 Landon Samson Sport and Entertainment Management
 LaNorris Sellers Undeclared
 Jatavius Shivers Sport and Entertainment Management
 Zavier Short Sport and Entertainment Management
 David Spaulding Non-Degree Seeking
 Vicari Swain Exercise Science
 Desmond Umezulu Undeclared
 Tyshawn Wannamaker Non-Degree Seeking

TENNESSEE MAJOR

Will Albright Finance
 Timothy Amet Communication Studies
 Parker Ball Therapeutic Recreation
 Montrell Bandy Kinesiology
 Hunter Barnes Kinesiology
 Michael Bittner Agric Lead/Educ/Com
 Benjamin Bolton Management
 Will Brooks Finance
 Charlie Browder Marketing
 Arion Carter Pre-Professional Programs
 J.T. Carver Sport Management
 McCallan Castles Ag. Leadership, Education and Comm.
 Dayne Davis Management and Human Resources
 Ethan Davis Communication Studies
 Cody Duncan Communication Studies
 Kurott Garland Communication Studies
 Kwauze Garland Communication Studies
 Rickey Gibson Supply Chain Management
 Max Gilbert Business Adm Exploratory Track
 Brian Grant Finance
 Christian Harrison Sport Management
 Joshua Helsdon Management
 Caleb Herring Food and Agricultural Business
 Elijah Herring Communication Studies
 Gus Hill Finance
 Daevin Hobbs Sport Management
 Nico lamaleava Information Sciences
 Jayson Jenkins Sport Management
 Gabe Jedy-Lally Recreation /Sport Management
 Jackson Lampley Management
 Ollie Lane Ag. Leadership, Education and Comm.
 Vysen Lang Sport Management
 Nathan Leacock Kinesiology
 Austin Lewis Ag. Leadership, Education and Comm.
 Jackson Locke Communication Studies
 Jordan Matthews Management
 Cooper Mays Sport Management
 Gaston Moore Supply Chain Management
 Kalib Perry Information Sciences
 Keenan Pili Ag. Leadership, Education and Comm.
 Nathan Robinson Kinesiology
 Jackson Ross Advertising
 Matthew Salansky Kinesiology
 Hunter Salmon Medical Physics
 Dylan Sampson Information Sciences
 Cameron Seldon Management
 Luke Shouse Marketing
 Navy Shuler Communication Studies

John Slaughter Sport Management
 Jalen Smith Nutrition
 William Sneed University Exploratory
 Javontez Spraggins Sociology
 Alton Stephens Food and Agricultural Business
 Jeremiah Telander Business Adm Exploratory Track
 Jourdan Thomas Sport Management
 Dont'e Thornton Communication Studies
 Josh Turbyville Finance
 Shamurad Umarov Management
 Fred Weary Sport Management
 Kaleb Webb Journalism & Electronic Media
 Squirrel White Communication Studies
 Carson Whitehead Ag. Leadership, Education and Comm.
 William Wright Finance

TEXAS A&M MAJOR

Conover Able Business Honors
 Drake Bhatia Finance
 Nikolas Constantinou Kinesiology
 Earnest Crownover Financial Management
 Anthony Dinota Finance
 Bryce Foster Sport Management
 Fernando Garza Agricultural Leadership
 Levi Hancock Financial Planning
 Chance Jackson Visualization
 Jacob Johnson Sport Management
 Maximus Johnson Recreation Parks and Tourism Sciences
 Andrew Maleski Economics
 Samuel Mathews Hospitality Management
 Ethan Moczulski Business Administration
 Theodor Melin Ohrstrom Sport Management
 Lebbeus Overton Recreation Parks and Tourism Sciences
 John Sabra Electrical Engineering
 Samuel Salz Economics
 Jaxson Slanker Agricultural Leadership
 William Smoot Biomedical Sciences
 Keith Steptoe Mechanical Engineering
 Remington Strickland Agricultural Leadership
 Caleb Surber Management
 Garrett Townsend Hospitality Management
 Kason Tullos University Studies Business
 Pierce Turner Agricultural Leadership
 Enai White General Studies
 Max Wright Land and Property Development
 James Zuhn Finance

VANDERBILT MAJOR

Sedrick Alexander Undeclared
 Bradley Ashmore Human and Organizational Development / Gender and Sexuality Studies
 George Baird Human and Organizational Development
 Justin Ball Leadership & Organizational Performance
 Brayden Bapst Marketing
 Ethan Barr Human and Organizational Development
 Alex Brown Learning, Diversity, and Urban Studies
 Carson Casteel Human and Organizational Development
 Charles Clark Political Science
 Nathan Clifton Learning, Diversity, and Urban Studies
 Ethan Crisp Undeclared
 Mustafa Dannett Human and Organizational Development
 Daevion Davis Learning, Diversity, and Urban Studies
 Boubacar Diakite Undeclared
 Andrew Dickey Human and Organizational Development
 Aeneas DiCosmo Finance
 William Faris Human and Organizational Development
 Isaiah Fontan Human and Organizational Development
 Daniel Gaw Human and Organizational Development



HONORS & ACCOLADES

| | |
|-------------------------------|--|
| Matthew Hayball | Leadership & Organizational Performance |
| Julian Hernandez | Human Development Studies |
| Richard Hoskins | Economics |
| Christian James | Marketing |
| Jacob Ketschek | Medicine, Health, & Society |
| Logan Kyle | Medicine, Health, & Society |
| Gregory Long | Human and Organizational Development |
| Jacob Lurie | Computer Science |
| Duncan MacDonald | Human and Organizational Development |
| Jaylen Mahoney | Learning, Diversity, and Urban Studies |
| Bradley Mann | Human and Organizational Development |
| Ezra McAllister | Medicine, Health, & Society |
| Jayden McGowan | Medicine, Health, & Society |
| Hayden Moses | Human and Organizational Development |
| Leyton Nelson | Human and Organizational Development |
| Yilanan Ouattara | Undeclared |
| Langston Patterson | Human and Organizational Development |
| Kane Patterson | Medicine, Health, & Society |
| Gage Pitchford | Engineering Science |
| Dominic Rezac | Human and Organizational Development |
| Savion Riley | Undeclared |
| Nicholas Rinaldi | Undeclared |
| Tyson Russell | Human and Organizational Development / American Studies |
| Wesley Schelling | Electrical & Computer Engineering |
| Ken Seals | Human and Organizational Development / Computer Science |
| Marlen Sewell | Medicine, Health, & Society |
| Will Sheppard | Medicine, Health, & Society |
| Quincy Skinner | Communication Studies |
| Patrick Smith | Medicine, Health, & Society |
| Cole Spence | Human and Organizational Development |
| Michael Spencer | Engineering Science |
| Walter Taylor | Undeclared |
| Errington Truesdell | Communication Studies |
| Oyenmwen Uzebu | Learning, Diversity, and Urban Studies |
| Landon Wells | Human and Organizational Development |
| Linus Zunk | Human and Organizational Development |



HONORS & ACCOLADES

SEC NATIONAL ACADEMIC HONORS

CSC ACADEMIC ALL-AMERICAS

(First-Team Selections Only)

| | | | | |
|------|-----------------------------------|--------------------------------|------------------------------------|------------------------------------|
| 1954 | Harold Easterwood, C, Miss. State | Terry Stewart, DB, Arkansas | Danny Hoskins, OG, Ole Miss | |
| 1955 | George Walker, QB, Arkansas | Buddy McClinton, DB, Auburn | Jeff Noblin, DB, Ole Miss | |
| 1956 | Charles Rader, T, Tennessee | Carlos Alvarez, SE, Florida | 1986 | Nacho Albergamo, C, LSU |
| 1957 | Jerry Ford, C, Arkansas | Julian Fagan, P, Ole Miss | Danny Hoskins, OG, Ole Miss | |
| | Gerald Nesbitt, FB, Arkansas | 1970 | Jeff Noblin, DB, Ole Miss | |
| | Jim Phillips, E, Auburn | Johnny Musso, TB, Alabama | 1987 | Danny Hoskins, OG, Ole Miss |
| | Bill Johnson, G, Tennessee | Tim Priest, DB, Tennessee | Mark Fryer, OT, South Carolina | |
| 1959 | Wayne Harris, C, Arkansas | 1971 | 1988 | Wesley Walls, TE, Ole Miss |
| | Jackie Burkett, C, Auburn | Johnny Musso, TB, Alabama | Mark Fryer, OT, South Carolina | |
| | Mickey Mangham, E, LSU | Carlos Alvarez, SE, Florida | 1989 | Todd Sandroni, DB, Ole Miss |
| | Charles Flowers, FB, Ole Miss | Tom Nash, T, Georgia | Bo Russell, DB, Miss. State | |
| | Robert Khayat, G, Ole Miss | Mixon Robinson, DE, Georgia | 1991 | Brad Culpepper, DT, Florida |
| 1960 | Joe Paul Alberty, FB, Arkansas | Jay Michaelson, PK, LSU | Joe Reaves, LB, South Carolina | |
| | Ed Dyas, B, Auburn | 1972 | 1992 | Todd Peterson, PK, Georgia |
| | Fran Tarkenton, B, Georgia | Frank Dowsing, B, Miss. State | 1993 | Michael Gilmore, DB, Florida |
| | Charles Strange, C, LSU | 1973 | 1994 | Terry Dean, QB, Florida |
| 1961 | Tommy Brooker, E, Alabama | Randy Hall, DT, Alabama | Michael Blanchard, OL, LSU | |
| | Pat Trammell, B, Alabama | Tyler Lafauci, OG, LSU | Matt Hawkins, PK, Auburn | |
| | Lance Alworth, HB, Arkansas | Joe Winkler, DB, LSU | Michael Gilmore, DB, Florida | |
| | Billy Joe Booth, T, LSU | Jimmy Webb, DT, Miss. State | 1995 | Danny Wuerffel, QB, Florida |
| | Doug Elmore, QB, Ole Miss | 1974 | 1996 | Danny Wuerffel, QB, Florida |
| 1964 | Gaylon McCollough, C, Alabama | Randy Hall, DT, Alabama | 1997 | Peyton Manning, QB, Tennessee |
| | Ken Hatfield, HB, Arkansas | Bobby Davis, LB, Auburn | Matt Stinchcomb, OL, Georgia | |
| 1965 | Dennis Homan, SE, Alabama | Tom Ranieri, G, Kentucky | Chad Kessler, P, LSU | |
| | Steve Sloan, QB, Alabama | Brad Davis, RB, LSU | 1998 | Matt Stinchcomb, OL, Georgia |
| | Jack Brasuell, HB, Arkansas | Greg Markow, DE, Ole Miss | Jeff Zurcher, DB, Kentucky | |
| | Jim Lindsey, WB, Arkansas | Doug Martin, WR, Vanderbilt | 2000 | Scott Westerfield, PK, Miss. State |
| | Randy Stewart, C, Arkansas | 1975 | 2001 | Jon Stinchcomb, OL, Georgia |
| | Bill Cody, LB, Auburn | Danny Ridgeway, PK, Alabama | 2002 | Jon Stinchcomb, OL, Georgia |
| | Charles Casey, E, Florida | Chuck Fletcher, T, Auburn | Rodney Reed, OL, LSU | |
| | Bob Etter, PK, Georgia | Damon Regen, LB, Vanderbilt | Hunter Hillenmeyer, LB, Vanderbilt | |
| | Stan Hindman, G, Ole Miss | 1976 | 2003 | Rodney Reed, OL, LSU |
| | Mark Gentry, T, Tennessee | Chris Vacarella, WB, Auburn | 2004 | Rudy Niswanger, OL, LSU |
| 1966 | Bob Etter, PK, Georgia | David Posey, PK, Florida | Rob Robertson, LB, Ole Miss | |
| | Lynn Hughes, DB, Georgia | Will Coltharp, DE, Miss. State | Cody Ridgeway, P, Ole Miss | |
| | Mac Haik, SE, Ole Miss | 1977 | 2005 | Rudy Niswanger, OL, LSU |
| 1967 | Bob Childs, LB, Alabama | Wes Chandler, WR, Florida | Taylor Begley, PK, Kentucky | |
| | Steve Davis, PK, Alabama | Jeff Lewis, LB, Georgia | Hayden Lane, OL, Kentucky | |
| | Donnie Sutton, FL, Alabama | Robert Dugas, T, LSU | 2006 | Hayden Lane, OL, Kentucky |
| | Bob Johnson, C, Tennessee | Robert Fabris, SE, Ole Miss | 2007 | Tim Tebow, QB, Florida |
| 1968 | Bob White, PK, Arkansas | George Plasketes, DE, Ole Miss | Jacob Tamme, TE, Kentucky | |
| | Bill Stanfill, DE, Georgia | Greg Martin, PK, Vanderbilt | 2008 | Tim Tebow, QB, Florida |
| | Steve Hindman, TB, Ole Miss | 1978 | Tim Masthay, P, Kentucky | |
| | Jim Burns, DB, Vanderbilt | Mark Keen, C, Kentucky | 2009 | Tim Tebow, QB, Florida |
| 1969 | Bill Burnett, TB, Arkansas | Jim Kovach, LB, Kentucky | Colin Peek, TE, Alabama | |
| | | 1979 | 2010 | Greg McElroy, QB, Alabama |
| | | Major Ogilvie, RB, Alabama | Barrett Jones, OL, Alabama | |
| | | Brad Shoup, DB, Arkansas | Drew Butler, P, Georgia | |
| | | 1980 | | |
| | | Cris Collinsworth, WR, Florida | | |
| | | Ken Toler, WR, Ole Miss | | |
| | | Tim Irwin, OT, Tennessee | | |
| | | 1982 | | |
| | | Terry Hoage, DB, Georgia | | |
| | | Mike Terry, DE, Tennessee | | |
| | | 1983 | | |
| | | Terry Hoage, DB, Georgia | | |
| | | Phil Roach, WR, Vanderbilt | | |
| | | 1984 | | |
| | | Gregg Carr, LB, Auburn | | |
| | | Juan Carlos Betanzos, PK, LSU | | |
| | | 1985 | | |
| | | Ken Pietrowiak, c, Kentucky | | |



HONORS & ACCOLADES

- 2011 Barrett Jones, OT, Alabama
Drew Butler, P, Georgia
- 2012 Barrett Jones, C, Alabama
Dylan Breeding, P, Arkansas
- 2013 Aaron Murray, QB, Georgia
- 2013 Landon Foster, P, Kentucky
- 2016 Brooks Ellis, LB, Arkansas
- 2017 Tyler Stovall, ST, Auburn
John David Moore, TE, LSU
- 2018 Miles Butler, K, Kentucky
- 2019 Rodrigo Blankenship, K, Georgia
Blake Best, LS, Kentucky
- 2020 Mac Jones, QB, Alabama
Landon Dickerson, OL, Alabama
Anders Carlson, K, Auburn
- 2021 Tyler Badie, RB, Missouri
Austin Williams, WR, Mississippi State
Nick Brahm, OL, Auburn
Anders Carlson, K, Auburn
Paxton Brooks, P, Tennessee
- 2022 Will Levis, QB, Kentucky
Austin Williams, WR, Mississippi State
Brock Bowers, TE, Georgia
Anders Carlson, K, Auburn
- 2023 Seth McLaughlin, OL, Alabama
Hudson Clark, DB, Arkansas
Darius Robinson, DL, Missouri
Matthew Hayball, P, Vanderbilt

NATIONAL FOOTBALL FOUNDATION SCHOLAR-ATHLETE AWARDS

- 1959 Neyle Solee, F, Tennessee (Engineering)
- 1960 Ed Dyas, F, Auburn (Pre-Med)
- 1961 Wade Butcher, E, Vanderbilt (Electrical Engineering)
- 1965 John Cochran, LB, Auburn (Space Engineering)
- 1966 Bobby Etter, PK, Georgia (Mathematics)
Stanley Juk, DB, South Carolina (Chemistry)
- 1967 Tommy Lawhorne, LB, Georgia (Medicine)
Bob Johnson, C, Tennessee (Engineering)
- 1968 Billy Payne, E, Georgia (Political Science)
Steve Hindman, TB, Ole Miss (Medicine)

- 1969 Tim Callaway, MG, Georgia (Business)
Terry Stewart, S, Arkansas (Chemical Engineering)
- 1970 Tommy Lyons, C, Georgia (Psychology)
Don Denbo, G, Tennessee (Medicine)
- 1971 Tom Nash, T, Georgia (Mathematics)
Johnny Musso, HB, Alabama (Pre-Law)
- 1972 Frank Dowsing, DB, Miss. State (Pre-Med)
- 1973 Norris Weese, QB, Ole Miss (Accounting)
- 1974 William R. Cregar, FB, South Carolina (Biology)
Randy Hall, DT, Alabama (Pre-Med)
Doug Martin, WR, Vanderbilt (Physics/Economics)
- 1975 Dick Lawrence, OT, Ole Miss (Business)
- 1976 John R. Busby, S, Arkansas (Pre-Med)
Darrell Carpenter, DT, Florida (Business)
Mike Mauck, DB, Tennessee (Pre-Dental)
- 1977 Jeff Lewis, LB, Georgia (Pre-Law)
- 1978 William Bradford Shoup, DB, Arkansas (Pre-Med)
Robert Dugas, OT, LSU (Pre-Med)
Jim Kovach, LB, Kentucky (Medicine)
- 1979 Steadman Shealy, QB, Alabama (Physical Education)
Leon Shadowen, OG, Kentucky (Accounting/Pre-Law)
- 1982 Gordon Beckham, QB, South Carolina (English)
James Britt, CB, LSU (Accounting)
- 1983 Terry Hoage, DB, Georgia (Genetics)
- 1984 Gregg Carr, LB, Auburn (Engineering)
Gary Rolle, WR, Florida (Zoology)
- 1985 Kent Austin, QB, Ole Miss (Pre-Law)
- 1986 Jeff Noblin, S, Ole Miss (Pre-Med)
- 1987 Nacho Albergamo, C, LSU (Pre-Med)
Danny Hoskins, OG, Ole Miss (Engineering)
- 1988 Wesley Walls, TE, Ole Miss (Engineering)
- 1989 Andy McCarroll, LB, Vanderbilt (English)
Bo Russell, DB, Miss. State (General Business)
- 1990 Sol Graves, QB, LSU (Zoology/Pre-Med)
- 1991 #Brad Culpepper, DT, Florida (History)
- 1994 Michael Gilmore, DB, Florida (Zoology)
- 1996 #Danny Wuerfell, QB, Florida (Journalism/PR)

- 1997 #Peyton Manning, QB, Tennessee (Speech Communication)
Chad Kessler, P, LSU (Microbiology)
- 1998 #Matt Stinchcomb, OT, Georgia (General Business)
Jeff Zurcher, S, Kentucky (English/Advertising)
- 2002 Hunter Hillenmeyer, LB, Vanderbilt (Human/Organ. Development)
Bradie James, LB, LSU (Criminology)
Jon Stinchcomb, OT, Georgia (Microbiology)
- 2003 Dontarrious Thomas, LB, Auburn (Management)
Rodney Reed, OL, LSU (Accounting)
Eli Manning, QB, Ole Miss (Marketing)
- 2004 #Michael Munoz, OL, Tennessee (Public Administration)
David Greene, QB, Georgia (Business)
- 2005 #Rudy Niswanger, OL, LSU (Kinesiology)
DeMeco Ryans, LB, Alabama (Management)
- 2006 Chris Leak, QB, Florida
- 2007 Jacob Tamme, TE, Kentucky
- 2009 #Tim Tebow, QB, Florida
- 2010 Greg McElroy, QB, Alabama
Derek Sherrod, OL, Miss. State
- 2011 Drew Butler, P, Georgia
- 2012 #Barrett Jones, C, Alabama
- 2013 Aaron Murray, QB, Georgia
- 2015 Taveze Calhoun, DB, Mississippi State
- 2016 Brooks Ellis, LB, Arkansas
- 2019 Rodrigo Blankenship, K, Georgia
- 2020 Brandon Kennedy, OL, Tennessee
- 2021 Grant Morgan, LB, Arkansas
- 2022 Anders Carlson, PK, Auburn
Austin Williams, WR, Mississippi State
- 2023 Ladd McConkey, WR, Georgia

- Recipient of the William V. Campbell Trophy, recognizing the scholar-athlete who most fully represents the ideals of The National Football Foundation. The award was presented for the first time at the 1990 Annual Awards Dinner. Since 1990 the trophy has become the most prestigious and desirable academic award in college football. It recognizes the best of both the football world and academic arena and in some circles it has been deemed the "Academic Heisman".

HONORS & ACCOLADES

AFCA HONOREES

AFCA ACADEMIC ACHIEVEMENT AWARD WINNERS

The American Football Coaches Association Academic Achievement Award has been presented annually by the Touchdown Club of Memphis, Tenn., to the school with the highest graduation rate among members of its football team. The College Football Association presented the award from 1981-97.

| Year | School | Honorable Mention (SEC Only) | Year | School | Honorable Mention (SEC Only) |
|------|--|---|------|---|---|
| 1981 | Duke | | 2007 | Northwestern, | |
| 1982 | Notre Dame | | | Notre Dame | Alabama, Florida, Mississippi State, Vanderbilt |
| 1983 | Notre Dame | | 2008 | Vanderbilt | Alabama, Florida, Georgia |
| 1984 | Notre Dame, Duke | | 2009 | Notre Dame/Miami | Alabama, Florida, Vanderbilt |
| 1985 | Virginia | | 2010 | Northwestern/Rice | Arkansas, Auburn, Kentucky, LSU, Vanderbilt |
| 1986 | Virginia | | 2011 | Miami/Boise St. | Florida, LSU, Vanderbilt |
| 1987 | Duke | Vanderbilt | 2012 | Northwestern/Stanford | Alabama, Ole Miss, Vanderbilt, Georgia, Missouri, Texas A&M |
| 1988 | Notre Dame | Kentucky, Vanderbilt | 2013 | Georgia/Rice/Stanford/Tulane | Alabama, Florida, Missouri, South Carolina, Texas A&M |
| 1989 | Kentucky | Tennessee, Vanderbilt | 2014 | Duke/Northwestern/Notre Dame/Stanford | Alabama, Arkansas, Florida, Kentucky, Mississippi State |
| 1990 | Duke | Vanderbilt | 2015 | Vanderbilt/Duke | Alabama, Florida, LSU, Mississippi State, Missouri, South Carolina |
| 1991 | Notre Dame | Kentucky, Tennessee, Vanderbilt | 2016 | Miami/Northwestern/Stanford | Auburn, Florida, Kentucky, LSU, Ole Miss, Missouri, South Carolina, Texas A&M, Vanderbilt |
| 1992 | Boston College | Florida, Mississippi State, Vanderbilt, TCU | 2017 | Alabama/Cincinnati/Alabama/Clemson/Louisville/Rice/Utah | LSU, Mississippi State, South Carolina, Tennessee, Vanderbilt |
| 1993 | Duke | Kentucky, Ole Miss, Mississippi State, Tennessee | 2018 | Northwestern/Utah/Utah State/Virginia | |
| 1994 | Duke | Kentucky, Mississippi State, Vanderbilt | | Clemson/Kansas State/Nevada/Oklahoma State/Pittsburgh | |
| 1995 | Boston College | Mississippi State, S. Carolina, Vanderbilt | 2019 | Air Force/ Alabama/Clemson/Louisville/Rice/Utah | |
| 1996 | Boston College/Duke/ Vanderbilt | | 2022 | Air Force/Boston College/Navy/Northwestern/Stanford/Toledo/ Vanderbilt | |
| 1997 | Duke | | | | |
| 1998 | Northwestern | Florida, Mississippi State, Tennessee, Vanderbilt | | | |
| 1999 | Duke | Georgia, Ole Miss, Mississippi State, Tennessee, Vanderbilt | | | |
| 2000 | Syracuse | Mississippi State, South Carolina | | | |
| 2001 | Vanderbilt | LSU, Mississippi State, South Carolina | | | |
| 2002 | Northwestern | Vanderbilt, Florida, Mississippi State | | | |
| 2003 | Duke | Vanderbilt, South Carolina | | | |
| 2004 | Boston College/Northwestern | Vanderbilt | | | |
| 2005 | Duke, Northwestern | Ole Miss, Vanderbilt | | | |
| 2006 | Southern Methodist | Auburn | | | |

SCHOLAR-ATHLETE TEAM

1991

Offense
 OL . . . Cal Dixon, Florida
 OL . . . Greg Lahr, Kentucky

Defense

DL . . . Brad Culpepper, Florida
 DL . . . Scott Wharton, LSU
 LB . . . Daniel Boyd, Mississippi State

1992

Offense
 OL . . . Alec Millen, Georgia
 PK . . . Doug Pelfrey, Kentucky

Defense

DL . . . Owen Kelly, Arkansas
 LB . . . Daniel Boyd, Mississippi State
 LB . . . Dean Wells, Kentucky

1993

Offense
 OL . . . Chris Oliver, Arkansas
 QB . . . Eric Zeier, Georgia

Defense

LB . . . Marty Moore, Kentucky
 DB . . . Michael Gilmore, Florida

1994

Offense
 OL . . . Michael Blanchard, LSU
 PK . . . Matt Hawkins, Auburn
 RB . . . Eric Lewis, Vanderbilt

Defense

DB . . . Michael Gilmore, Florida

1995

Offense
 PK . . . Matt Hawkins, Auburn

Defense

DL . . . Shannon Brown, Alabama
 DLB . . Scott Galyon, Tennessee
 DL . . . Gabe Northern, LSU

1996

Offense
 QB . . . Peyton Manning, Tennessee
 QB . . . Danny Wuerffel, Florida

Defense

LB . . . Mike Schellenberger, Kentucky
 DL . . . Kyle Wicker, Ole Miss
 DB . . . Lawrence Wright, Florida

GOOD WORKS TEAM

1992

OL . . . Alec Millen, Georgia
 PK . . . Doug Pelfry, Kentucky

1993

DL . . . Travis Jones, Georgia
 DL . . . Kevin Carter, Florida

1994

WR . . . Leon Smith, Kentucky

1995

OL . . . Bubba Miller, Tennessee
 DL . . . Gabe Northern, LSU
 QB . . . Brian Smith, Georgia

1996

QB . . . Peyton Manning, Tennessee
 QB . . . Danny Wuerffel, Florida
 LB . . . Mike Schellenberger, Kentucky
 DL . . . Kyle Wicker, Ole Miss
 DB . . . Lawrence Wright, Florida

1997

LB . . . Shane Burnham, South Carolina
 OT . . . Matt Stinchcomb, Georgia
 LB . . . Walker Jones, Ole Miss
 QB . . . Peyton Manning, Tennessee

1998

P Jimmy Carter, Kentucky
 PK . . . Jeff Hall, Tennessee
 OT . . . Matt Stinchcomb, Georgia

1999

LB . . . Corey Atkins, South Carolina
 LB . . . Haven Fields, Auburn
 PK . . . Seth Hanson, Kentucky
 RB . . . Deuce McAllister, Ole Miss

2000

LB . . . Matt Layow, Kentucky
 P David Leaverton, Tennessee
 RB . . . Brett Millican, Georgia
 QB . . . Romaro Miller, Ole Miss
 QB . . . Kevin Sides, South Carolina

2001

QB . . . Rohan Davey, LSU
 OT . . . Jon Stinchcomb, Georgia

2002

OL . . . Antonio Hall, Kentucky
 QB . . . Eli Manning, Ole Miss

2003

LB . . . Kevin Burnett, Tennessee
 QB . . . David Greene, Georgia
 LB . . . Jamil Northcutt, Ole Miss
 DL . . . Reggie Torbor, Auburn

2004

CB . . . Antoine Huffman, Kentucky
 WR . . . Taqiy Muhammad, South Carolina

2005

CB . . . Antoine Huffman, Kentucky
 QB . . . D.J. Shockley, Georgia
 DB . . . Will Herring, Auburn
 DE . . . Parys Haralson, Tennessee

2007

FB . . . Jason Cook, Ole Miss
 SS . . . Kelin Johnson, Georgia

2008

P Tim Masthay, Kentucky

2009

QB . . . Tim Tebow, Florida
 DL . . . Jeff Owens, Georgia

2011

TE . . . Aron White, Georgia
 DL . . . Jacob Lewellen, Kentucky

2012

C Barrett Jones, Alabama
 TE . . . Philip Lutzenkirchen, Auburn
 QB . . . Aaron Murray, Georgia

2013

PK . . . Carey Spear, Vanderbilt

2014

WR . . . Chris Conley, Georgia
 OL . . . Max Godby, Kentucky
 LB . . . Deterrian Shackelford, Ole Miss
 LS . . . Andrew East, Vanderbilt

2015

WR . . . Jonathan Wallace, Auburn
 SE . . . Malcolm Mitchell, Georgia
 P Landon Foster, Kentucky

2016

TE . . . Jeb Blazeovich, Georgia
 LB . . . Oren Burks, Vanderbilt

2017

PK . . . Daniel Carlson, Auburn
 DB . . . Aaron Davis, Georgia
 LB . . . Courtney Love, Kentucky
 PK . . . Tommy Openshaw, Vanderbilt

2018

PK . . . Rodrigo Blankenship, Georgia

2019

QB . . . Jake Fromm, Georgia
 OT . . . Landon Young, Kentucky
 LB . . . Spencer Eason-Riddle, South Carolina

2020

OG . . . Luke Fortner, Kentucky

2021

P Mac Brown, Ole Miss
 LB . . . Nakobe Dean, Georgia
 OL . . . Kenneth Horsey, Kentucky
 DE . . . Elijah McAllister, Vanderbilt

2022

PK . . . Anders Carlson, Auburn
 WR . . . Kearis Jackson, Georgia
 Coach . Mark Stoops, Kentucky

2023

DL . . . Mekhi Wingo, LSU
 WR . . . Ladd McConkey, Georgia



HONORS & ACCOLADES

SEC ANNUAL AWARD WINNERS

SEC PLAYER OF THE YEAR

- 1933 .. HB Beattie Feathers, Tennessee
- 1934 .. TB Dixie Howell, Alabama
- 1935 .. E Willie Geny, Vanderbilt
- 1936 .. C Walter Gilbert, Auburn
- 1937 .. C Carl Hinkle, Vanderbilt
- 1938 .. HB George Cafego, Tennessee
- 1939 .. E Ken Kavanaugh, LSU
- 1939 .. WB Bob Foxx, Tennessee
- 1940 .. E Erwin Erod, Mississippi State
- 1941 .. FB Jack Jenkins, Vanderbilt
- 1942 .. TB Frank Sinkwich, Georgia
- 1943 .. No Selection Made
- 1944 .. HB Tom McWilliams, Mississippi State
- 1945 .. TB Harry Gilmer, Alabama
- 1946 .. HB Charley Trippi, Georgia
- 1947 .. TB Charlie Conerly, Ole Miss
- 1948 .. QB John Rauch, Georgia
- 1949 .. QB Travis Tidwell, Auburn
- 1950 .. QB Babe Parilli, Kentucky
- 1951 .. QB Bill Wade, Vanderbilt
- 1952 .. QB Jackie Parker, Mississippi State
- 1953 .. QB Jackie Parker, Mississippi State
- 1954 .. HB Art Davis, Mississippi State
- 1955 .. TB John Majors, Tennessee
- 1956 .. TB John Majors, Tennessee
- 1957 .. T Lou Michaels, Kentucky
- 1958 .. HB Billy Cannon, LSU
- 1959 .. HB Billy Cannon, LSU
- 1960 .. QB Jake Gibbs, Ole Miss
- 1961 .. QB Pat Trammell, Alabama
- 1962 .. HB Jerry Stovall, LSU
- 1963 .. QB Jimmy Sidle, Auburn
- 1964 .. FB Tucker Frederickson, Auburn
- 1965 .. QB Steve Sloan, Alabama
- 1966 .. QB Steve Spurrier, Florida
- 1967 .. E Bob Goodridge, Vanderbilt
- 1968 .. S Jake Scott, Georgia
- 1969 .. QB Archie Manning, Ole Miss
- 1970 .. QB Pat Sullivan, Auburn
- 1971 .. TB Johnny Musso, Alabama
- 1972 .. QB Terry Davis, Alabama
- 1973 .. TB Sonny Collins, Kentucky
- 1974 .. QB Rockey Felker, Mississippi State
- 1975 .. FB Jimmy DuBose, Florida
- 1976 .. QB Ray Goff, Georgia
- 1977 .. TB Charles Alexander, LSU
- 1978 .. TB Willie McClendon, Georgia
- 1979 .. RB Joe Cribbs, Auburn
- 1980 .. RB Herschel Walker, Georgia
- 1981 .. RB Herschel Walker, Georgia
- 1982 .. RB Herschel Walker, Georgia
- 1983 .. DT Reggie White, Tennessee
- 1984 .. QB Kerwin Bell, Florida
- 1985 .. RB Bo Jackson, Auburn
- 1986 .. LB Cornelius Bennett, Alabama
- 1987 .. WR Wendell Davis, LSU
- 1988 .. DT Tracy Rocker, Auburn
- 1989 .. RB Emmitt Smith, Florida
- 1990 .. QB Shane Matthews, Florida
- 1991 .. QB Shane Matthews, Florida
- 1992 .. RB Garrison Hearst, Georgia
- 1993 .. QB Heath Shuler, Tennessee
- 1994 .. QB Jay Barker, Alabama
- 1995 .. QB Danny Wuerffel, Florida
- 1996 .. QB Danny Wuerffel, Florida
- 1997 .. QB Peyton Manning, Tennessee
- 1998 .. QB Tim Couch, Kentucky
- 1999 .. RB Shaun Alexander, Alabama
- 2000 .. RB Rudi Johnson, Auburn
- 2001 .. QB Rex Grossman, Florida
- 2002 .. DE David Pollack, Georgia

SEC OFFENSIVE PLAYER OF THE YEAR

- 2003 .. QB Eli Manning, Ole Miss

- 2004 .. QB Jason Campbell, Auburn
- 2005 .. QB Jay Cutler, Vanderbilt
- 2006 .. RB Darren McFadden, Arkansas
- 2007 .. RB Darren McFadden, Arkansas
- 2008 .. QB Tim Tebow, Florida
- 2009 .. QB Tim Tebow, Florida
- 2010 .. QB Cam Newton, Auburn
- 2011 .. RB Trent Richardson, Alabama
- 2012 .. QB Johnny Manziel, Texas A&M
- 2013 .. RB Tre Mason, Auburn
- 2014 .. WR Amari Cooper, Alabama
- 2015 .. RB Derrick Henry, Alabama
- 2016 .. QB Jalen Hurts, Alabama
- 2017 .. RB Kerryon Johnson, Auburn
- 2018 .. QB Tua Tagovailoa, Alabama
- 2019 .. QB Joe Burrow, LSU
- 2020 .. WR DeVonta Smith, Alabama
- 2021 .. QB Bryce Young, Alabama
- 2022 .. QB Hendon Hooker, Tennessee
- 2023 .. QB Jayden Daniels, LSU

SEC DEFENSIVE PLAYER OF THE YEAR

- 2003 .. DT Chad Lavalais, LSU
- 2004 .. DE David Pollack, Georgia
- 2005 .. LB DeMeco Ryans, Alabama
- 2006 .. LB Patrick Willis, Ole Miss
- 2007 .. DT Glenn Dorsey, LSU
- 2008 .. DB Eric Berry, Tennessee
- 2009 .. LB Rolando McClain, Alabama
- 2010 .. DB Patrick Peterson, LSU
- 2011 .. DB Morris Claiborne, LSU
- 2012 .. DL Jadeveon Clowney, South Carolina
- 2013 .. LB C.J. Mosley, Alabama
DE Michael Sam, Missouri
- 2014 .. DL Shane Ray, Missouri
- 2015 .. LB Reggie Ragland, Alabama
- 2016 .. DL Jonathan Allen, Alabama
- 2017 .. LB Roquan Smith, Georgia
- 2018 .. LB Josh Allen, Kentucky
- 2019 .. DT Derrick Brown, Auburn
- 2020 .. DB Patrick Surtain II, Alabama
- 2021 .. LB Will Anderson, Alabama
- 2022 .. LB Will Anderson, Alabama
- 2023 .. LB Dallas Turner, Alabama

SEC SPECIAL TEAMS PLAYER OF THE YEAR

- 2004 .. RB Carnell Williams, Auburn
- 2005 .. RS Skyler Green, LSU
- 2006 .. PK John Vaughn, Auburn
- 2007 .. RS Felix Jones, Arkansas
- 2008 .. RS Brandon James, Florida
- 2009 .. RS Javier Arenas, Alabama
- 2010 .. RS Patrick Peterson, LSU
- 2011 .. RS Joe Adams, Arkansas
- 2012 .. PK Caleb Sturgis, Florida
RS Ace Sanders, South Carolina
- 2013 .. KR Christian Jones, Alabama
- 2014 .. AP/RS Marcus Murphy, Missouri
- 2015 .. DB Evan Berry, Tennessee
- 2016 .. PK Daniel Carlson, Auburn
- 2017 .. PK Daniel Carlson, Auburn
- 2018 .. P Braden Mann, Texas A&M
- 2019 .. PR/KR Jaylen Waddle, Alabama
- 2020 .. P Jake Camarda, Georgia
- 2021 .. KR Jameson Williams, Alabama
KR Velus Jones Jr., Tennessee
- 2022 .. P Jack Podlesny, Georgia
- 2023 .. PK Will Reichard, Alabama

SEC FRESHMAN OF THE YEAR

*From 1986-98, selected by Knoxville News-Sentinel.
From 1999-Present, selected by SEC coaches.

- 1986 .. QB Tommy Hodson, LSU
- 1987 .. RB Emmitt Smith, Florida
- 1988 .. No selection made
- 1989 .. No selection made

HONORS & ACCOLADES

- 1990 .. RB Garrison Hearst, Georgia
LB James Willis, Auburn
- 1991 .. QB Eric Zeier, Georgia
- 1992 .. QB Steve Tanneyhill, South Carolina
ILB Randall Godfrey, Georgia
- 1993 .. QB Danny Wuerffel, Florida
- 1994 .. QB Peyton Manning, Tennessee
- 1995 .. RB Kevin Faulk, LSU
DL Anthony McFarland, LSU
DB Martavious Houston, Auburn
- 1996 .. RB Derick Logan, Kentucky
DB Mark Roman, LSU
- 1997 .. RB Jamal Lewis, Tennessee
- 1998 .. QB Quincy Carter, Georgia
- 1999 .. WR Ronney Daniels, Auburn
- 2000 .. WR Jabar Gaffney, Florida
- 2001 .. QB David Greene, Georgia
- 2002 .. RB Kwane Doster, Vanderbilt
- 2003 .. QB Chris Leak, Florida
- 2004 .. LB Brandon Siler, Florida
- 2005 .. RB Darren McFadden, Arkansas
- 2006 .. WR Percy Harvin, Florida
- 2007 .. RB Knowshon Moreno, Georgia
- 2008 .. WR A.J. Green, Georgia
- 2009 .. RB Warren Norman, Vanderbilt
- 2010 .. RB Marcus Lattimore, South Carolina
- 2011 .. DL Jadeveon Clowney, South Carolina
- 2012 .. QB Johnny Manziel, Texas A&M
- 2013 .. WR Laquon Treadwell, Ole Miss
- 2014 .. RB Nick Chubb, Georgia
- 2015 .. WR Christian Kirk, Texas A&M
- 2016 .. QB Jalen Hurts, Alabama
- 2017 .. QB Jake Fromm, Georgia
- 2018 .. WR Jaylen Waddle, Alabama
- 2019 .. QB Bo Nix, Auburn
- 2020 .. QB Connor Bazelak, Missouri
RB Tank Bigsby, Auburn
- 2021 .. TE Brock Bowers, Georgia
- 2022 .. RB Quinshon Judkins, Ole Miss
- 2023 .. CB Caleb Downs, Alabama

SEC SCHOLAR-ATHLETE OF THE YEAR

- 2003 .. Dontarrius Thomas, Auburn
- 2004 .. David Greene, Georgia
- 2005 .. Rudy Niswanger, LSU
- 2006 .. Hayden Lane, Kentucky
- 2007 .. Jacob Tamme, Kentucky
- 2008 .. Tim Tebow, Florida
- 2009 .. Tim Tebow, Florida
- 2010 .. Greg McElroy, Alabama
- 2011 .. Barrett Jones, Alabama
- 2012 .. Barrett Jones, Alabama
- 2013 .. Aaron Murray, Georgia
- 2014 .. Chris Conley, Georgia
- 2015 .. Ryan Kelly, Alabama
- 2016 .. Brooks Ellis, Arkansas
- 2017 .. Danny Etling, LSU
- 2018 .. Hale Hentges, Alabama
- 2019 .. Rodrigo Blankenship, Georgia
- 2020 .. Mac Jones, Alabama
- 2021 .. Tyler Badie, Missouri
- 2022 .. Austin Williams, Mississippi State
- 2023 .. Brady Cook, Missouri

JACOBS BLOCKING TROPHY

- 1935 .. Riley Smith, Alabama
- 1936 .. Billy May, LSU
- 1937 .. Leroy Monsky, Alabama
- 1938 .. Sam Bartholomew, Tennessee
- 1939 .. Sam Bartholomew, Tennessee
- 1940 .. Lloyd Cheatham, Auburn
- 1941 .. Jack Jenkins, Vanderbilt
- 1942 .. Jack Jenkins, Vanderbilt
- 1943 .. John Steber, Georgia Tech
- 1944 .. Billy Bevis, Tennessee
- 1945 .. Billy Bevis, Tennessee
- 1946 .. Hal Self, Alabama
- 1947 .. Buddy Bowen, Ole Miss
- 1948 .. Truitt Smith, Mississippi State

- 1949 .. Butch Avinger, Alabama
- 1950 .. Butch Avinger, Alabama
- 1951 .. Jimmy Hahn, Tennessee
- 1952 .. John Michels, Tennessee
- 1953 .. Crawford Mims, Ole Miss
- 1954 .. Charles Evans, Mississippi State
- 1955 .. Paige Cothren, Ole Miss
- 1956 .. Stockton Adkins, Tennessee
- 1957 .. Stockton Adkins, Tennessee
- 1958 .. J. W. Brodnax, LSU
- 1959 .. Jim Cartwright, Tennessee
- 1960 .. Jim Cartwright, Tennessee
- 1961 .. Billy Neighbors, Alabama
- 1962 .. Butch Wilson, Alabama
- 1963 .. Tucker Frederickson, Auburn
- 1964 .. Tucker Frederickson, Auburn
- 1965 .. Hal Wantland, Tennessee
- 1966 .. Cecil Dowdy, Alabama
- 1967 .. Bob Johnson, Tennessee
- 1968 .. Brad Johnson, Georgia
- 1969 .. Chip Kell, Tennessee
- 1970 .. Chip Kell, Tennessee
- 1971 .. Royce Smith, Georgia
- 1972 .. John Hannah, Alabama
- 1973 .. Buddy Brown, Alabama
- 1974 .. Sylvester Croom, Alabama
- 1975 .. Randy Johnson, Georgia
- 1976 .. Warren Bryant, Kentucky
- 1977 .. Bob Cryder, Alabama
- 1978 .. Robert Dugas, LSU
- 1979 .. Dwight Stephenson, Alabama
- 1980 .. Nat Hudson, Georgia
- 1981 .. Wayne Harris, Mississippi State
- 1982 .. Wayne Harris, Mississippi State
- 1983 .. Guy McIntyre, Georgia
- 1984 .. Lomas Brown, Florida
- 1985 .. Peter Anderson, Georgia
- 1986 .. Wes Neighbors, Alabama
- 1987 .. Harry Galbreath, Tennessee
- 1988 .. Howard Cross, Alabama
- 1989 .. Eric Still, Tennessee
- 1990 .. Antone Davis, Tennessee
- 1991 .. Cal Dixon, Florida
- 1992 .. Everett Lindsay, Ole Miss
- 1993 .. Tobie Sheils, Alabama
- 1994 .. Jason Odom, Florida
- 1995 .. Jason Odom, Florida
- 1996 .. Donnie Young, Florida
- 1997 .. Alan Faneca, LSU
- 1998 .. Matt Stinchcomb, Georgia
- 1999 .. Chris Samuels, Alabama
- 2000 .. Kenyatta Walker, Florida
- 2001 .. Kendall Simmons, Auburn
- 2002 .. Shawn Andrews, Arkansas
- 2003 .. Shawn Andrews, Arkansas
- 2004 .. Wesley Britt, Alabama
- 2005 .. Marcus McNeill, Auburn
- 2006 .. Arron Sears, Tennessee
- 2007 .. Andre Smith, Alabama
Jonathan Luigs, Arkansas
- 2008 .. Michael Oher, Ole Miss
- 2009 .. Ciron Black, LSU
- 2010 .. Lee Ziebma, Auburn
- 2011 .. Barrett Jones, Alabama
- 2012 .. Luke Joeckel, Texas A&M
- 2013 .. Jake Matthews, Texas A&M
- 2014 .. La'el Collins, LSU
- 2015 .. Ryan Kelly, Alabama
Sebastian Tretola, Arkansas
- 2016 .. Cam Robinson, Alabama
- 2017 .. Braden Smith, Auburn
- 2018 .. Jonah Williams, Alabama
- 2019 .. Andrew Thomas, Georgia
- 2020 .. Landon Dickerson, Alabama
Alex Leatherwood, Alabama
- 2021 .. Darian Kinnard, Kentucky
- 2022 .. Ricky Stromberg, Arkansas
- 2023 .. Sedrick Van Pran, Georgia



HONORS & ACCOLADES

COACHES' ALL-SEC

1984

OFFENSE

WR . . . Chuck Scott, Vandy
 WR . . . Eric Martin, LSU
 *TE . . . Jim Popp, Vandy
 *TE . . . Corwyn Aldredge, MSU
 OT . . . Lomas Brown, Fla.
 OT . . . Lance Smith, LSU
 OG . . . Bill Mayo, Tenn.
 OG . . . Jeff Lott, Aub.
 C . . . Phil Bromley, Fla.
 QB . . . Kurt Page, Vandy
 RB . . . Dalton Hilliard, LSU
 RB . . . Johnnie Jones, Tenn.
 PK . . . Kevin Butler, Ga.

DEFENSE

DE . . . Freddie Joe Nunn, Miss.
 DE . . . Alonzo Johnson, Fla.
 DT . . . Jon Hand, Ala.
 DT . . . Ben Thomas, Aub.
 DG . . . Tim Newton, Fla.
 LB . . . Gregg Carr, Aub.
 *LB . . . Cornelius Bennett, Ala.
 *LB . . . Knox Culpepper, Ga.
 DB . . . Jeff Sanchez, Ga.
 DB . . . Paul Calhoun, Ky.
 DB . . . Liffort Hobbey, LSU
 DB . . . Jeffery Dale, LSU
 P . . . Ricky Anderson, Vandy

1985

OFFENSE

WR . . . Tim McGee, Tenn.
 WR . . . Al Bell, Ala.
 TE . . . Jim Popp, Vandy
 OL . . . Will Wolford, Vandy
 OL . . . Jeff Zimmerman, Fla.
 OL . . . Bruce Wilkerson, Tenn.
 OL . . . Steve Wallace, Aub.
 C . . . Peter Anderson, Ga.
 QB . . . Mike Shula, Ala.
 RB . . . Bo Jackson, Aub.
 RB . . . Dalton Hilliard, LSU
 PK . . . Carlos Reveiz, Tenn.

DEFENSE

L . . . Jon Hand, Ala.
 L . . . Gerald Williams, Aub.
 L . . . Roland Barbay, LSU
 L . . . Greg Waters, Ga.
 G . . . Harold Hallman, Aub.
 LB . . . Michael Brooks, LSU
 LB . . . Alonzo Johnson, Fla.
 LB . . . Cornelius Bennett, Ala.
 LB . . . Dale Jones, Tenn.
 DB . . . Chris White, Tenn.
 DB . . . Tom Powell, Aub.
 DB . . . John Little, Ga.
 DB . . . Norman Jefferson, LSU
 DB . . . Freddie Robinson, Ala.
 P . . . Bill Smith, Miss.

1986

OFFENSE

WR . . . Wendell Davis, LSU
 WR . . . Ricky Nattiel, Fla.
 TE . . . Brian Kinchen, LSU
 OL . . . Eric Andolsek, LSU
 OL . . . Bruce Wilkerson, Tenn.
 OL . . . Jeff Zimmerman, Fla.
 OL . . . Wilbur Strozier, Ga.
 *C . . . Wes Neighbors, Ala.
 *C . . . Ben Tamburello, Aub.
 *QB . . . Don Smith, MSU
 *QB . . . Tommy Hodson, LSU
 RB . . . Brent Fullwood, Aub.
 RB . . . Bobby Humphrey, Ala.
 PK . . . Van Tiffin, Ala.

DEFENSE

L . . . Tracy Rucker, Aub.
 L . . . Henry Thomas, LSU
 L . . . Roland Barbay, LSU
 LB . . . Jeff Herrod, Miss.
 LB . . . Toby Caston, LSU
 *OLB . . . Cornelius Bennett, Ala.
 *OLB . . . Aundray Bruce, Aub.
 *OLB . . . Dale Jones, Tenn.
 DB . . . Stevon Moore, Miss.
 DB . . . Freddie Robinson, Ala.
 DB . . . Jarvis Williams, Fla.
 *DB . . . Adrian White, Fla.
 *DB . . . Jeff Noblin, Miss.
 P . . . Bill Smith, Miss.

1987

OFFENSE

WR . . . Wendell Davis, LSU
 WR . . . Lawyer Tillman, Aub.
 *TE . . . Howard Cross, Ala.
 *TE . . . Walter Reeves, Aub.
 OL . . . Kim Stephens, Ga.
 OL . . . Stacy Searels, Aub.
 OL . . . Harry Galbreath, Tenn.
 OL . . . Eric Andolsek, LSU
 C . . . Nacho Albergamo, LSU
 *QB . . . Jeff Burger, Aub.
 *QB . . . Tommy Hodson, LSU

RB . . . Bobby Humphrey, Ala.
 RB . . . Emmitt Smith, Fla.
 PK . . . Win Lyle, Aub.

DEFENSE

T . . . Tracy Rucker, Aub.
 T . . . Jerry Reese, Ky.
 G . . . Darrell Phillips, LSU
 LB . . . Kurt Crain, Aub.
 LB . . . John Brantley, Ga.
 OLB . . . Aundray Bruce, Aub.
 OLB . . . Derrick Thomas, Ala.
 DB . . . Kevin Porter, Aub.
 DB . . . Louis Oliver, Fla.
 DB . . . Jarvis Williams, Fla.
 DB . . . Chris Carrier, LSU
 P . . . Brian Shulman, Aub.

1988

OFFENSE

WR . . . Boo Mitchell, Vandy
 WR . . . Tony Moss, LSU
 TE . . . Wesley Walls, Miss.
 OL . . . Ralph Norwood, LSU
 OL . . . David Williams, Fla.
 *OL . . . Larry Rose, Ala.
 *OL . . . Eric Still, Tenn.
 *OL . . . Jim Thompson, Aub.
 C . . . Todd Wheeler, Ga.
 QB . . . Tommy Hodson, LSU
 RB . . . Tim Worley, Ga.
 *RB . . . Eddie Fuller, LSU
 *RB . . . Emmitt Smith, Fla.
 PK . . . David Browndyke, LSU

DEFENSE

T . . . Trace Armstrong, Fla.
 T . . . Tracy Rucker, Aub.
 *MG . . . Bill Goldberg, Ga.
 *MG . . . Darrell Phillips, LSU
 *MG . . . Jeff Roth, Fla.
 LB . . . Keith DeLong, Tenn.
 LB . . . Quentin Riggins, Aub.
 OLB . . . Eric Hill, LSU
 OLB . . . Derrick Thomas, Ala.
 DB . . . Carlo Cheattom, Aub.
 DB . . . Louis Oliver, Fla.
 DB . . . Todd Sandroni, Miss.
 DB . . . Ben Smith, Ga.
 P . . . Brian Shulman, Aub.

1989

OFFENSE

WR . . . Tony Moss, LSU
 WR . . . Willie Green, Miss.
 TE . . . Lamonde Russell, Ala.
 OL . . . John Durden, Fla.
 OL . . . Ed King, Aub.
 OL . . . Eric Still, Tenn.
 *OL . . . Terrill Chatman, Ala.
 *OL . . . Antone Davis, Tenn.
 *OL . . . Mike Pfeifer, Ky.
 C . . . John Hudson, Aub.
 QB . . . Gary Hollingsworth, Ala.
 RB . . . Emmitt Smith, Fla.
 RB . . . Chuck Webb, Tenn.
 PK . . . Philip Doyle, Ala.
 *Tied for the position

DEFENSE

DT . . . Oliver Barnett, Ky.
 DT . . . Marion Hobby, Tenn.
 MG . . . Willie Wyatt, Ala.
 ILB . . . Keith McCants, Ala.
 ILB . . . Quentin Riggins, Aub.
 OLB . . . Huey Richardson, Fla.
 *OLB . . . Tony Bennett, Miss.
 *OLB . . . Craig Ogletree, Aub.
 DB . . . Richard Fain, Fla.
 DB . . . John Mangum, Ala.
 DB . . . Ben Smith, Ga.
 DB . . . Efrum Thomas, Ala.
 P . . . Kent Elmore, Tenn.

1990

OFFENSE

WR . . . Todd Kinchen, LSU
 WR . . . Carl Pickens, Tenn.
 TE . . . Kirk Kirkpatrick, Fla.
 OL . . . Terrill Chatman, Ala.
 OL . . . Antone Davis, Tenn.
 OL . . . Ed King, Aub.
 *OL . . . Charles McRae, Tenn.
 *OL . . . Rob Selby, Aub.
 *C . . . Blake Miller, LSU
 *C . . . Roger Shultz, Ala.
 QB . . . Shane Matthews, Fla.
 RB . . . Randy Baldwin, Miss.
 RB . . . Tony Thompson, Tenn.
 PK . . . Phillip Doyle, Ala.

DEFENSE

DL . . . Kelvin Pritchett, Miss.
 DL . . . David Rucker, Aub.
 DL . . . George Thornton, Ala.
 ILB . . . Randy Holleran, Ky.
 ILB . . . John Sullins, Ala.
 OLB . . . Godfrey Myles, Fla.
 OLB . . . Huey Richardson, Fla.

DB . . . Dale Carter, Tenn.
 DB . . . Richard Fain, Fla.
 DB . . . Efrum Thomas, Ala.
 DB . . . Will White, Fla.
 P . . . David Lawrence, Vandy

1991

OFFENSE

WR . . . Todd Kinchen, LSU
 WR . . . Carl Pickens, Tenn.
 TE . . . Victor Hall, Aub.
 OL . . . Eddie Blake, Aub.
 OL . . . Hesham Ismail, Fla.
 OL . . . Tom Myslinski, Tenn.
 *OL . . . John James, MSU
 *OL . . . Kevin Mawae, LSU
 C . . . Cal Dixon, Fla.
 QB . . . Shane Matthews, Fla.
 RB . . . Corey Harris, Vandy
 RB . . . Siran Stacy, Ala.
 PK . . . Arden Czyzewski, Fla.

DEFENSE

DL . . . Brad Culpepper, Fla.
 DL . . . Robert Stewart, Ala.
 DL . . . Nate Williams, MSU
 ILB . . . Tim Paulk, Fla.
 ILB . . . Dwayne Simmons, Ga.
 OLB . . . Ephesians Bartley, Fla.
 OLB . . . Darryl Hardy, Tenn.
 DB . . . Corey Barlow, Aub.
 DB . . . Dale Carter, Tenn.
 DB . . . Jeremy Lincoln, Tenn.
 DB . . . Will White, Fla.
 P . . . Shayne Edge, Fla.
 *Tied for the position

1992

OFFENSE - FIRST TEAM

WR . . . Andre Hastings, Ga.
 WR . . . Willie Jackson, Fla.
 TE . . . Kirk Botkin, Ark.
 OL . . . Everett Lindsay, Miss.
 OL . . . Ernest Dye, USC
 OL . . . Mike Stowell, Tenn.
 OL . . . John James, MSU
 C . . . Tobie Sheils, Ala.
 QB . . . Shane Matthews, Fla.
 RB . . . Garrison Hearst, Ga.
 RB . . . James Bostic, Ala.
 PK . . . Scott Etheridge, Aub.

OFFENSE - SECOND TEAM

WR . . . Eddie Small, Miss.
 WR . . . Willie Harris, MSU
 TE . . . Pat Akos, Vandy
 TE . . . Chris Gray, Aub.
 OL . . . Alec Miller, Ga.
 OL . . . George Wilson, Ala.
 OL . . . Kevin Mawae, LSU
 C . . . Lee Ford, MSU
 QB . . . Eric Zeier, Ga.
 RB . . . Derrick Lassic, Ala.
 RB . . . Cory Philpot, Miss.
 PK . . . Doug Pelfrey, Ky.
 *Tied for the position

DEFENSE - FIRST TEAM

DL . . . Eric Curry, Ala.
 DL . . . John Copeland, Ala.
 DL . . . Todd Kelly, Tenn.
 ILB . . . Derrick Oden, Ala.
 ILB . . . James Willis, Aub.
 *OLB . . . Mitch Davis, Ga.
 *OLB . . . Lemanski Hall, Ala.
 DB . . . Antonio Langham, Ala.
 DB . . . George Teague, Ala.
 DB . . . Will White, Fla.
 DB . . . Johnny Dixon, Miss.
 P . . . Todd Jordan, MSU

DEFENSE - SECOND TEAM

DL . . . Chad Brown, Miss.
 DL . . . Greg Jackson, Ga.
 *DL . . . Jerome Brown, MSU
 *DL . . . Gary Rogers, Vandy
 ILB . . . Daniel Boyd, MSU
 *ILB . . . Dewayne Dotson, Miss.
 *ILB . . . Carlton Miles, Fla.
 OLB . . . Marc Woodard, MSU
 OLB . . . Karekin Cunningham, Aub.
 DB . . . Jeff Brothers, Vandy
 DB . . . Frank Adams, USC
 DB . . . Danny Boyd, Miss.
 *DB . . . Tony Watkins, USC
 *DB . . . Orlando Watters, Ark.
 P . . . Pete Raether, Ark.

1993

OFFENSE - FIRST TEAM

WR . . . David Palmer, Ala.
 WR . . . Cory Fleming, Tenn.
 TE . . . Shannon Mitchell, Ga.
 OL . . . Wayne Gandy, Aub.
 OL . . . Bernard Williams, Ga.
 OL . . . Jeff Smith, Tenn.
 OL . . . Reggie Green, Fla.
 C . . . Tobie Sheils, Ala.

QB . . . Heath Shuler, Tenn.
 RB . . . Errict Rhett, Fla.
 RB . . . James Bostic, Aub.
 PK . . . Michael Proctor, Ala.

OFFENSE - SECOND TEAM

WR . . . Brice Hunter, Ga.
 WR . . . Jack Jackson, Fla.
 TE . . . Harold Bishop, LSU
 OL . . . Jason Odom, Fla.
 OL . . . Ryan Bell, Vandy
 OL . . . Isaac Davis, Ark.
 OL . . . Anthony Redmon, Aub.
 C . . . Kevin Mawae, LSU
 QB . . . Eric Zeier, Ga.
 RB . . . Charlie Garner, Tenn.
 RB . . . Brandon Bennett, USC
 PK . . . John Becksvort, Tenn.

DEFENSE - FIRST TEAM

DL . . . Henry Ford, Ark.
 DL . . . William Gaines, Fla.
 DL . . . Jeremy Nunley, Ala.
 OLB . . . Dwayne Dotson, Ole Miss
 OLB . . . Ernest Dickson, USC*
 OLB . . . Lemanski Hall, Ala.*
 ILB . . . Marty Moore, Ky.
 ILB . . . Randall Godfrey, Ga.
 DB . . . Antonio Langham, Ala.
 DB . . . Marcus Jenkins, Ky.
 DB . . . Orlando Watters, Ark.
 DB . . . Johnny Dixon, Ole Miss
 P . . . Terry Daniel, Aub.

DEFENSE - SECOND TEAM

DL . . . Stacy Evans, USC
 DL . . . Alan Young, Vandy
 DL . . . James Wilson, Tenn.
 OLB . . . Mitch Davis, Ga.
 OLB . . . Cassius Ware, Ole Miss
 ILB . . . Abdul Jackson, Ole Miss
 ILB . . . Juan Long, MSU
 DB . . . Alundis Brice, Ole Miss
 DB . . . Chris Shelling, Aub.
 DB . . . Calvin Jackson, Aub.
 DB . . . Walt Harris, MSU*
 DB . . . Jason Parker, Tenn.*
 P . . . Shayne Edge, Fla.

1994

OFFENSE - FIRST TEAM

WR . . . Jack Jackson, Fla.
 WR . . . Frank Sanders, Aub.
 TE . . . David LaFleur, LSU
 OL . . . Jason Odom, Fla.
 OL . . . Kevin Mays, Tenn.
 OL . . . Jesse James, MSU
 *OL . . . Jon Stevenson, Ala.
 *OL . . . Willie Anderson, Aub.
 *OL . . . Shannon Roubique, Aub.
 RB . . . Jay Barker, Ala.
 QB . . . Sherman Williams, Ala.
 RB . . . Stephen Davis, Aub.
 PK . . . Michael Proctor, Ala.

OFFENSE - SECOND TEAM

WR . . . Eric Moulds, MSU
 WR . . . Andy Graham, Ga.
 *TE . . . Hando Fuller, Aub.
 *TE . . . Kendall Watkins, MSU
 OL . . . Jeff Smith, Tenn.
 OL . . . Steve Roberts
 OL . . . Jason Layman, Tenn.
 OL . . . Jeff Miller, Miss.
 C . . . Brian Anderson, MSU
 QB . . . Eric Zeier, Ga.
 RB . . . James Stewart, Tenn.
 RB . . . Kevin Bouie, MSU
 PK . . . Judd Davis, Fla.

DEFENSE - FIRST TEAM

DL . . . Kevin Carter, Fla.
 DL . . . Mike Pelton, Aub.
 DL . . . Ellis Johnson, Fla.
 ILB . . . Abdul Jackson, Miss.
 ILB . . . Dwayne Curry, MSU
 OLB . . . Ben Hanks, Fla.
 OLB . . . Gabe Northern, LSU
 DB . . . Larry Kennedy, Fla.
 DB . . . Brian Robinson, Aub.
 DB . . . Walt Harris, MSU
 *DB . . . Willie Gaston, Ala.
 *DB . . . Alundis Brice, Miss.
 P . . . Daniel, Aub.

DEFENSE - SECOND TEAM

DL . . . Shannon Brown, Ala.
 DL . . . Ben Talley, Tenn.
 DL . . . Dameian Jeffries, Ala.
 ILB . . . Dexter Daniels, Fla.
 ILB . . . Anthony Harris, Aub.
 OLB . . . Marcelus Mostel, Aub.
 OLB . . . Ralph Staten, Ala.
 DB . . . Jason Parker, Tenn.
 DB . . . Tommy Johnson, Ala.
 DB . . . Sam Shade, Ala.
 DB . . . Melvin Johnson, Ky.
 P . . . Shayne Edge, Fla.

HONORS & ACCOLADES

1995

OFFENSE - FIRST TEAM

TE . . . Andy Fuller, Aub.
 OL . . . Jason Odom, Fla.
 OL . . . Reggie Green, Fla.
 OL . . . Willie Anderson, Aub.
 OL . . . Jason Layman, Tenn.
 C . . . Jeff Smith, Tenn.
 WR . . . Chris Doering, Fla.
 WR . . . Eric Moulds, MSU
 QB . . . Peyton Manning, Tenn.
 RB . . . Moe Williams, Ky.
 RB . . . Madre Hill, Ark.
 PK . . . Jeff Hall, Tenn.

OFFENSE - SECOND TEAM

TE . . . Kris Mangum, Miss.
 OL . . . Bubba Miller, Tenn.
 OL . . . Donnie Young, Fla.
 OL . . . Verl Mitchell, Ark.
 OL . . . Troy Stark, Ga.
 C . . . Shannon Robique, Aub.
 WR . . . Ike Hilliard, Fla.
 WR . . . Eddie Kennison, LSU
 WR . . . Sheddric Wilson, LSU
 QB . . . Danny Wuerffel, Fla.
 RB . . . Jay Graham, Tennessee
 RB . . . Stephen Davis, Auburn
 PK . . . Michael Proctor, Ala.

DEFENSE - FIRST TEAM

DL . . . Shannon Brown, Ala.
 DL . . . Mark Campbell, Fla.
 DL . . . Steven Conley, Ark.
 OLB . . . Gabe Northern, LSU
 OLB . . . Ben Hanks, Fla.
 ILB . . . Dexter Daniels, Fla.
 ILB . . . Mark Smith, Ark.
 DB . . . Anthonie Lott, Fla.
 DB . . . Lawrence Wright, Fla.
 DB . . . Walt Harris, MSU
 DB . . . DeRon Jenkins, Tenn.
 P . . . Chad Kessler, LSU

DEFENSE - SECOND TEAM

DL . . . Junior Soli, Ark.
 DL . . . James Manley, Vandy
 DL . . . Shane Burton, Tenn.
 OLB . . . Marcellus Mostella, Aub.
 OLB . . . Phillip Daniels, Ga.
 ILB . . . John Walters, Ala.
 ILB . . . Dwayne Curry, MSU
 DB . . . Corey Johnson, Ga.
 DB . . . Ben Washington, USC
 DB . . . Tracy Cantolpe, Ark.
 DB . . . Reggie Rusk, Vandy
 P . . . Bill Marinangel, Vandy

1996

OFFENSE - FIRST TEAM

TE . . . David LaFleur, LSU
 OL . . . Donnie Young, Florida
 OL . . . Adam Meadows, Georgia
 OL . . . Brent Smith, Miss. State
 OL . . . Alan Faneca, LSU
 C . . . Jeff Mitchell, Florida
 WR . . . Joey Kent, Tennessee
 WR . . . Ike Hilliard, Florida
 WR . . . Reidel Anthony, Florida
 QB . . . Danny Wuerffel, Florida
 RB . . . Duce Staley, South Carolina
 RB . . . Kevin Faulk, LSU
 PK . . . Jeff Hall, Tennessee
 PK . . . Jaret Holmes, Auburn

DEFENSE - FIRST TEAM

DL . . . Leonard Little, Tennessee
 DL . . . Michael Myers, Alabama
 DL . . . Ed Chester, Florida
 OLB . . . Dwayne Rudd, Alabama
 OLB . . . Ralph Staten, Alabama
 ILB . . . Jamie Duncan, Vanderbilt
 ILB . . . James Bates, Florida
 ILB . . . Takeo Spikes, Auburn
 DB . . . Kevin Jackson, Alabama
 DB . . . Lawrence Wright, Florida
 DB . . . Fred Weary, Florida
 DB . . . Anthonie Lott, Florida
 DB . . . Terry Fair, Tennessee
 P . . . Bill Marinangel, Vanderbilt

OFFENSE - SECOND TEAM

TE . . . Kris Mangum, Ole Miss
 OL . . . Randy Wheeler, South Carolina
 OL . . . Victor Riley, Auburn
 OL . . . Ben Bordeelon, LSU
 OL . . . Matt Stinchcomb, Georgia
 OL . . . Russ Brown, Arkansas
 C . . . John Causey, Alabama
 WR . . . Hines Ward, Georgia
 WR . . . Tyrone Goodson, Auburn
 QB . . . Peyton Manning, Tennessee
 RB . . . Dennis Riddle, Alabama
 RB . . . Jay Graham, Tennessee
 PK . . . Tim Montz, Ole Miss

DEFENSE - SECOND TEAM

DL . . . Chris Hood, Alabama
 DL . . . Anthony McFarland, LSU
 DL . . . Melvin Bradley, Arkansas
 DL . . . Jimmy Brumbaugh, Auburn
 OLB . . . Darren Hambrick, South Carolina
 OLB . . . Brandon Tolbert, Georgia
 OLB . . . C.J. McLain, Arkansas
 ILB . . . Paul Lacoste, Miss. State
 ILB . . . Greg Bright, Georgia
 DB . . . Martavius Houston, Auburn
 DB . . . Deshea Townsend, Alabama
 DB . . . Fernando Bryant, Alabama
 DB . . . Corey Johnson, Georgia
 P . . . Andy Russ, Miss. State

1997

OFFENSE - FIRST TEAM

TE . . . Rufus French, Ole Miss
 OL . . . Alan Faneca, LSU
 OL . . . Robert Hicks, Miss. State
 OL . . . Victor Riley, Auburn
 OL . . . Matt Stinchcomb, Georgia
 C . . . Todd McClure, LSU
 WR . . . Jacquez Green, Florida
 WR . . . Hines Ward, Georgia
 QB . . . Peyton Manning, Tennessee
 RB . . . Fred Taylor, Florida
 RB . . . Kevin Faulk, LSU
 PK . . . Jaret Holmes, Auburn

DEFENSE - FIRST TEAM

DL . . . Chuck Wiley, LSU
 DL . . . Mike Moten, Florida
 DL . . . Greg Favors, Miss. State
 OLB . . . Jevon Kearse, Florida
 OLB . . . Al Wilson, Tennessee
 ILB . . . Jamie Duncan, Vanderbilt
 ILB . . . Takeo Spikes, Auburn
 DB . . . Fred Weary, Florida
 DB . . . Champ Bailey, Georgia
 DB . . . Cedric Donaldson, LSU
 DB . . . Corey Chavous, Vanderbilt
 DB . . . Terry Fair, Tennessee
 P . . . Chad Kessler, LSU

OFFENSE - SECOND TEAM

TE . . . Rod Rutledge, Alabama
 OL . . . Brandon Burlsworth, Arkansas
 OL . . . Devon Coburn, Ole Miss
 OL . . . Jeno James, Auburn
 OL . . . Chris Samuels, Alabama
 OL . . . John Schlarman, Kentucky
 C . . . Trey Teague, Tennessee
 WR . . . Marcus Nash, Tennessee
 WR . . . Craig Yeast, Kentucky
 QB . . . Damieyune Craig, Auburn
 RB . . . Robert Edwards, Georgia
 RB . . . Jamal Lewis, Tennessee
 RB . . . John Avery, Ole Miss
 PK . . . Brian Hazelwood, Miss. State

DEFENSE - SECOND TEAM

DL . . . Jonathan Brown, Tennessee
 DL . . . Melvin Bradley, Arkansas
 DL . . . Jimmy Brumbaugh, Auburn
 OLB . . . Carlton Hall, Vanderbilt
 OLB . . . Broc Kreitz, Ole Miss
 ILB . . . Leonard Little, Tennessee
 ILB . . . Greg Bright, Georgia
 DB . . . Teako Brown, Florida
 DB . . . Deshea Townsend, Alabama
 DB . . . Brad Ware, Auburn
 DB . . . Tremayne Martin, Kentucky
 DB . . . Fernando Bryant, Alabama
 P . . . Jeff Walker, Miss. State

1998

OFFENSE - FIRST TEAM

TE . . . Rufus French, Ole Miss
 OL . . . Matt Stinchcomb, Georgia
 OL . . . Brandon Burlsworth, Arkansas
 OL . . . Zach Piller, Florida
 OL . . . Chris Terry, Georgia
 C . . . Todd McClure, LSU
 WR . . . Craig Yeast, Kentucky
 WR . . . Travis McGriff, Florida
 QB . . . Tim Couch, Kentucky
 RB . . . James Johnson, Miss. State
 RB . . . Kevin Faulk, LSU
 PK . . . Jeff Hall, Tennessee

OFFENSE - SECOND TEAM

TE . . . Larry Brown, Georgia
 OL . . . Randy Thomas, Miss. State
 OL . . . Chris Samuels, Alabama
 OL . . . Chad Clifton, Tennessee
 OL . . . Kris Comstock, Kentucky
 OL . . . Corey Coleman, Tennessee
 C . . . Eric Allen, Miss. State
 WR . . . Jamar Nesbit, South Carolina
 WR . . . Peerless Price, Tennessee
 WR . . . Anthony Lucas, Arkansas
 QB . . . Quincy Carter, Georgia
 RB . . . Shaun Alexander, Alabama
 RB . . . Duce McAllister, Ole Miss
 PK . . . Todd Latourette, Arkansas

DEFENSE - FIRST TEAM

DL . . . Anthony McFarland, LSU
 DL . . . Reggie McGrew, Florida
 DL . . . Leonardo Carson, Auburn
 DL . . . Melvin Bradley, Arkansas
 OLB . . . Jevon Kearse, Florida
 OLB . . . Raynoch Thompson, Tenn.
 ILB . . . Al Wilson, Tennessee
 ILB . . . Johnny Rutledge, Florida
 DB . . . Zac Painter, Arkansas
 DB . . . Champ Bailey, Georgia
 DB . . . Teako Brown, Florida
 DB . . . Tony George, Florida
 DB . . . Fernando Bryant, Alabama
 P . . . Daniel Pope, Alabama

DEFENSE - SECOND TEAM

DL . . . Ed Chester, Florida
 DL . . . Darwin Walker, Tennessee
 DL . . . Edward Smith, Miss. State
 OLB . . . Orantes Grant, Georgia
 OLB . . . Mike Peterson, Florida
 ILB . . . Barrin Simpson, Miss. State
 ILB . . . Jamie Winborn, Vanderbilt
 DB . . . Kirby Smart, Georgia
 DB . . . Mark Roman, LSU
 DB . . . Dwayne Goodrich, Tennessee
 DB . . . Rob Pate, Auburn
 DB . . . Gary Thigpen, Ole Miss
 P . . . Jeff Walker, Miss. State

1999

OFFENSE - FIRST TEAM

TE . . . James Whalen, Kentucky
 OL . . . Chris Samuels, Alabama
 OL . . . Cooper Carlisle, Florida
 OL . . . Todd Wade, Ole Miss
 OL . . . Corey Coleman, Tennessee
 C . . . Paul Hogan, Alabama
 WR . . . Freddie Williams, Alabama
 WR . . . Darrell Jackson, Florida
 QB . . . Tee Martin, Tennessee
 RB . . . Shaun Alexander, Alabama
 RB . . . Duce McAllister, Ole Miss
 PK . . . Jeff Chandler, Florida

DEFENSE - FIRST TEAM

DL . . . Alex Brown, Florida
 DL . . . Shaun Ellis, Tennessee
 DL . . . Darwin Walker, Tennessee
 OLB . . . Jeff Sneadegar, Kentucky
 OLB . . . Raynoch Thompson, Tenn.
 ILB . . . Barrin Simpson, Miss. State
 ILB . . . Jamie Winborn, Vanderbilt
 DB . . . Kenoy Kennedy, Arkansas
 DB . . . Ashley Cooper, Miss. State
 DB . . . Deon Grant, Tennessee
 DB . . . Dwayne Goodrich, Tennessee
 P . . . Andy Smith, Kentucky

OFFENSE - SECOND TEAM

TE . . . Joe Dean Davenport, Arkansas
 TE . . . Elliott Carson, Vanderbilt
 OL . . . Jeno James, Auburn
 OL . . . Kenyatta Walker, Florida
 OL . . . Chad Clifton, Tennessee
 OL . . . Bobby Williams, Arkansas
 OL . . . Cheston Blackshear, Florida
 OL . . . Tutan Reyes, Ole Miss
 C . . . Miles Luckie, Georgia
 WR . . . Anthony Lucas, Arkansas
 WR . . . Ronney Daniels, Auburn
 QB . . . Clint Stoerner, Arkansas
 RB . . . Joe Gunn, Ole Miss
 RB . . . Jamal Lewis, Tennessee
 PK . . . Scott Westerfield, Miss. State

DEFENSE - SECOND TEAM

DL . . . Gerard Warren, Florida
 DL . . . Richard Seymour, Georgia
 DL . . . Cornelius Griffin, Alabama
 DL . . . John Hilliard, Miss. State
 OLB . . . John Abraham, South Carolina
 OLB . . . Eddie Strong, Ole Miss
 ILB . . . Kendall Bell, Georgia
 ILB . . . Orantes Grant, Georgia
 DB . . . Robert Bean, Miss. State
 DB . . . Fred Smoot, Miss. State
 DB . . . Ainsley Battles, Vanderbilt
 DB . . . David Barrett, Arkansas
 DB . . . Anthony Wajda, Kentucky
 P . . . Jeff Walker, Miss. State

2000

OFFENSE - FIRST TEAM

TE . . . Derek Smith, Kentucky
 TE . . . Robert Royal, LSU
 OL . . . Kenyatta Walker, Florida
 OL . . . Terrence Metcalf, Ole Miss
 OL . . . Mike Pearson, Florida
 OL . . . Kendall Simmons, Auburn
 OL . . . Jonas Jennings, Georgia
 OL . . . Pork Chop Womack, Miss. State
 C . . . Paul Hogan, Alabama
 WR . . . Jabar Gaffney, Florida
 WR . . . Josh Reed, LSU
 QB . . . Josh Booty, LSU
 RB . . . Rudi Johnson, Auburn

RB . . . Travis Henry, Tennessee
 PK . . . Alex Walls, Tennessee

OFFENSE - SECOND TEAM

TE . . . Elliott Carson, Vanderbilt
 OL . . . Brandon Winey, LSU
 OL . . . Melvin Paige, South Carolina
 OL . . . Jon Stinchcomb, Georgia
 OL . . . Omar Smith, Kentucky
 OL . . . Brian Gruber, Vanderbilt
 C . . . Michael Fair, Miss. State
 WR . . . Cedrick Wilson, Tennessee
 WR . . . Ronney Daniels, Auburn
 WR . . . Jermale Kelly, South Carolina
 WR . . . Dan Stricker, Vanderbilt
 QB . . . Romaro Miller, Ole Miss
 RB . . . Duce McAllister, Ole Miss
 RB . . . Digenzo Miller, Miss. State
 PK . . . Jeff Chandler, Florida

DEFENSE - FIRST TEAM

DL . . . Alex Brown, Florida
 DL . . . John Henderson, Tennessee
 DL . . . Richard Seymour, Georgia
 OLB . . . Kalimba Edwards, South Carolina
 OLB . . . Eric Westmoreland, Tennessee
 ILB . . . Quinton Caver, Arkansas
 ILB . . . Jamie Winborn, Vanderbilt
 DB . . . Lito Sheppard, Florida
 DB . . . Fred Smoot, Miss. State
 DB . . . Tim Wansley, Georgia
 DB . . . Rodney Crayton, Auburn
 DB . . . Ken Lucas, Ole Miss
 P . . . Damon Duval, Auburn

DEFENSE - SECOND TEAM

DL . . . Gerard Warren, Florida
 DL . . . Marcus Stroud, Georgia
 DL . . . Derrick Burgess, Ole Miss
 OLB . . . Bradie James, LSU
 OLB . . . Saleem Rasheed, Alabama
 ILB . . . Kendrick Bell, Georgia
 ILB . . . Treverence Faulk, LSU
 DB . . . Ryan Clark, LSU
 DB . . . Pig Prather, Miss. State
 DB . . . Andre Lott, Tennessee
 DB . . . Fred Booker, LSU
 DB . . . Sheldon Brown, South Carolina
 P . . . Richie Butler, Arkansas

2001

OFFENSE - FIRST TEAM

TE . . . Randy McMichael, Georgia
 OL . . . Terrence Metcalf, Ole Miss
 OL . . . Fred Weary, Tennessee
 OL . . . Mike Pearson, Florida
 OL . . . Kendall Simmons, Auburn
 C . . . Zac Zedalis, Florida
 WR . . . Jabar Gaffney, Florida
 WR . . . Josh Reed, LSU
 QB . . . Rex Grossman, Florida
 RB . . . Travis Stephens, Tennessee
 RB . . . LaBrandon Toefield, LSU
 PK . . . Damon Duval, Auburn

DEFENSE - FIRST TEAM

DL . . . Alex Brown, Florida
 DL . . . John Henderson, Tennessee
 DL . . . Will Overstreet, Tennessee
 OLB . . . Kalimba Edwards, South Carolina
 OLB . . . Bradie James, LSU
 ILB . . . Trev Faulk, LSU
 ILB . . . Saleem Rasheed, Alabama
 DB . . . Lito Sheppard, Florida
 DB . . . Syniker Taylor, Ole Miss
 DB . . . Tim Wansley, Georgia
 DB . . . Andre Lott, Tennessee
 DB . . . Sheldon Brown, South Carolina
 P . . . Damon Duval, Auburn

OFFENSE - SECOND TEAM

TE . . . Terry Jones, Jr., Alabama
 OL . . . Jon Stinchcomb, Georgia
 OL . . . Melvin Paige, South Carolina
 OL . . . Jason Baggett, Kentucky
 OL . . . Shane Hill, South Carolina
 OL . . . Pat Green, Vanderbilt
 C . . . Ben Claxton, Ole Miss
 C . . . Curt McGill, Georgia
 WR . . . Reche Caldwell, Florida
 WR . . . Donte' Caldwell, Tennessee
 WR . . . Kelley Washington, Tennessee
 WR . . . Dan Stricker, Vanderbilt
 QB . . . Rohan Davey, LSU
 RB . . . Lew Thomas, Vanderbilt
 RB . . . Joe Gunn, Ole Miss
 RB . . . Fred Talley, Arkansas
 PK . . . Jeff Chandler, Florida

DEFENSE - SECOND TEAM

DL . . . Charles Grant, Georgia
 DL . . . Kenny King, Alabama
 DL . . . Kindal Moorehead, Alabama
 DL . . . Jarvis Green, LSU
 OLB . . . Boss Bailey, Georgia
 OLB . . . Eddie Strong, Ole Miss
 ILB . . . Andra Davis, Florida
 ILB . . . Dontarrious Thomas, Auburn
 DB . . . Todd Johnson, Florida
 DB . . . Pig Prather, Miss. State



HONORS & ACCOLADES

DB... Andre Goodman, South Carolina
DB... Damien James, LSU
P... Glenn Pakulak, Kentucky

2002 OFFENSE - FIRST TEAM

TE... Jason Witten, Tennessee
OL... Shawn Andrews, Arkansas
OL... Jon Stinchcomb, Georgia
OL... Antonio Hall, Kentucky
OL... Stephen Peterman, LSU
OL... Marico Portis, Alabama
OL... Wesley Britt, Alabama
C... Ben Nowland, Auburn
WR... Taylor Jacobs, Florida
WR... Terrence Edwards, Georgia
OB... David Greene, Georgia
RB... Artose Pinner, Kentucky
RB... Fred Talley, Arkansas

DEFENSE - FIRST TEAM

DL... David Pollack, Georgia
DL... Kindal Moorehead, Alabama
DL... Kenny King, Alabama
OLB... Boss Bailey, Georgia
OLB... Karlos Dansby, Auburn
ILB... Bradie James, LSU
ILB... Eddie Strong, Ole Miss
ILB... Hunter Hillenmeyer, Vanderbilt
DB... Ken Hamlin, Arkansas
DB... Corey Webster, LSU
DB... Travaris Robinson, Auburn
DB... Matt Grier, Ole Miss
DB... Julian Battle, Tennessee
DB... Rashad Baker, Tennessee

SPECIALISTS - FIRST TEAM

P... Glenn Pakulak, Kentucky
PK... Billy Bennett, Georgia
RS... Derek Abney, Kentucky

OFFENSE - SECOND TEAM

TE... Aaron Walker, Florida
OL... Kevin Breedlove, Georgia
OL... Shannon Snell, Florida
OL... Justin Smiley, Alabama
OL... Will Ofenheuse, Tennessee
C... Ben Claxton, Ole Miss
WR... Michael Clayton, LSU
WR... Dan Stricker, Vanderbilt
OB... Rex Grossman, Florida
OB... Jared Lorenzen, Kentucky
RB... Musa Smith, Georgia
RB... Domanick Davis, LSU
RB... Ronnie Brown, Auburn

DEFENSE - SECOND TEAM

DL... Jarret Johnson, Alabama
DL... Johnathan Sullivan, Georgia
DL... Langston Moore, South Carolina
DL... Dewayne Robertson, Kentucky
OLB... Tony Bua, Arkansas
OLB... Eddie Moore, Tennessee
ILB... Mark Brown, Auburn
ILB... Tony Gilbert, Georgia
ILB... Mario Haggan, Miss. State
DB... Todd Johnson, Florida
DB... Kewian Ratliff, Florida
DB... Kentrell Curry, Georgia
DB... Ahmad Carroll, Arkansas
DB... Gerald Dixon, Alabama
DB... Guss Scott, Florida

SPECIALISTS - SECOND TEAM

P... Donnie Jones, LSU
PK... John Corbello, LSU
RS... Domanick Davis, LSU

2003 OFFENSE - FIRST TEAM

TE... Ben Troupe, Florida
OL... Shawn Andrews, Arkansas
OL... Max Starks, Florida
OL... Antonio Hall, Kentucky
OL... Wesley Britt, Alabama
C... Scott Wells, Tennessee
WR... Michael Clayton, LSU
WR... Chris Collins, Ole Miss
OB... Eli Manning, Ole Miss
RB... Carnell Williams, Auburn
RB... Cedric Cobbs, Arkansas

DEFENSE - FIRST TEAM

DL... David Pollack, Georgia
DL... Chad Lavalais, LSU
DL... Antwan Odom, Alabama
OLB... Karlos Dansby, Auburn
OLB... Derrick Pope, Alabama
ILB... Dontarrious Thomas, Auburn
ILB... Odell Thurman, Georgia
DB... Keiwan Ratliff, Florida
DB... Corey Webster, LSU
DB... Ahmad Carroll, Arkansas
DB... Tony Bua, Arkansas

DB... Sean Jones, Georgia

SPECIALISTS - FIRST TEAM

P... Dustin Colquitt, Tennessee
PK... Jonathan Nichols, Ole Miss
RS... Derek Abney, Kentucky

OFFENSE - SECOND TEAM

TE... Jason Peters, Arkansas
OL... Stephen Peterman, LSU
OL... Max Jean-Gilles, Georgia
OL... Michael Munoz, Tennessee
OL... Travele Wharton, South Carolina
C... Mike Degory, Florida
WR... Devery Henderson, LSU
WR... Justin Jenkins, Miss. State
OB... David Greene, Georgia
OB... Matt Mauck, LSU
RB... Shaud Williams, Alabama
RB... Cedric Houston, Tennessee

DEFENSE - SECOND TEAM

DL... Jovan Haye, Vanderbilt
DL... Reggie Torbor, Auburn
DL... Bobby McCray, Florida
OLB... Kevin Burnett, Tennessee
OLB... Kevin Simon, Tennessee
ILB... Caleb Miller, Arkansas
ILB... Channing Crowder, Florida
DB... Daryl Dixon, Florida
DB... Gibril Wilson, Tennessee
DB... Thomas Davis, Georgia
DB... Muhammad Abdullah, Kentucky

SPECIALISTS - SECOND TEAM

P... Cody Ridgeway, Ole Miss
PK... Billy Bennett, Georgia
RS... Skyler Green, LSU

2004 OFFENSE - FIRST TEAM

TE... Leonard Pope, Georgia
OL... Wesley Britt, Alabama
OL... Marcus McNeill, Auburn
OL... Max Jean-Gilles, Georgia
OL... Mo Mitchell, Florida
OL... Andrew Whitworth, LSU
C... Ben Wilkerson, LSU
WR... Fred Gibson, Georgia
WR... Reggie Brown, Georgia
OB... Jason Campbell, Auburn
RB... Carnell Williams, Auburn
RB... Ronnie Brown, Auburn

DEFENSE - FIRST TEAM

DL... Marcus Spears, LSU
DL... David Pollack, Georgia
DL... Jeb Huckeba, Arkansas
LB... Kevin Burnett, Tennessee
LB... Travis Williams, Auburn
LB... Cornelius Wortham, Alabama
LB... Channing Crowder, Florida
LB... Moses Osemwegie, Vanderbilt
LB... Odell Thurman, Georgia
LB... Lionel Turner, LSU
DB... Jason Allen, Tennessee
DB... Thomas Davis, Georgia
DB... Carlos Rogers, Auburn
DB... Junior Rosegreen, Auburn

SPECIALISTS - FIRST TEAM

P... Jared Cook, Miss. State
PK... Brian Bostick, Alabama
RS... Carnell Williams, Auburn

OFFENSE - SECOND TEAM

TE... David Jones, LSU
OL... Justin Geisinger, Vanderbilt
OL... Evan Mathis, Alabama
OL... Michael Munoz, Tennessee
OL... Doug Buckles, Ole Miss
OL... Daniv Lindsey, Auburn
C... Mike Degory, Florida
WR... O.J. Small, Florida
WR... Troy Williamson, South Carolina
OB... David Greene, Georgia
OB... Matt Jones, Arkansas
RB... Ciatrick Fason, Florida
RB... Jerious Norwood, Miss. State
RB... Cedric Houston, Tennessee

DEFENSE - SECOND TEAM

DL... Jesse Mahelona, Tennessee
DL... Claude Wroten, LSU
DL... McKinley Boykin, Ole Miss
DL... Stanley McClover, Auburn
LB... Omar Gaither, Tennessee
LB... DeMeco Ryans, Alabama
LB... Freddie Roach, Alabama
LB... Earl Everett, Florida
DB... Corey Webster, LSU
DB... Ko Simpson, South Carolina
DB... LaRon Landry, LSU
DB... Roman Harper, Alabama
DB... Muhammad Abdullah, Kentucky

SPECIALISTS - SECOND TEAM

P... Dustin Colquitt, Tennessee
PK... Jonathan Nichols, Ole Miss
RS... Tyrone Prothro, Alabama

2005 OFFENSE - FIRST TEAM

TE... Leonard Pope, Georgia
OL... Tre Stallings, Ole Miss
OL... Marcus McNeill, Auburn
OL... Max Jean-Gilles, Georgia
OL... Arron Sears, Tennessee
OL... Andrew Whitworth, LSU
C... Mike Degory, Florida
WR... Sidney Rice, South Carolina
WR... Earl Bennett, Vanderbilt
WR... Jay Cutler, Vanderbilt
RB... Kenny Irons, Auburn
RB... Kenneth Darby, Alabama
RB... Darren McFadden, Arkansas

DEFENSE - FIRST TEAM

DL... Willie Evans, Miss. State
DL... Quentin Hoses, Georgia
DL... Claude Wroten, LSU
LB... DeMeco Ryans, Alabama
LB... Patrick Willis, Ole Miss
LB... Sam Olajubutu, Arkansas
LB... Moses Osemwegie, Vanderbilt
DB... Greg Blue, Georgia
DB... Roman Harper, Alabama
DB... LaRon Landry, LSU
DB... Ko Simpson, South Carolina

SPECIALISTS - FIRST TEAM

P... Kody Bliss, Auburn
PK... Brandon Coutu, Georgia
RS... Skyler Green, LSU

OFFENSE - SECOND TEAM

TE... Dustin Dunning, Vanderbilt
OL... Tim Duckworth, Auburn
OL... Randy Hand, Florida
OL... Will Arnold, LSU
OL... Daniel Inman, Georgia
OL... Ryan Stamper, Vanderbilt
C... Brady Niswanger, LSU
WR... Chad Jackson, Florida
WR... Tyrone Prothro, Alabama
OB... D.J. Shockley, Georgia
RB... Rafael Little, Kentucky
RB... Jerious Norwood, Miss. State

DEFENSE - SECOND TEAM

DL... Mark Anderson, Alabama
DL... Jeremy Mincey, Florida
DL... Parys Haralson, Tennessee
DL... Kyle Williams, LSU
LB... Omar Gaither, Tennessee
LB... Travis Williams, Auburn
LB... Freddie Roach, Alabama
LB... Kevin Simon, Tennessee
DB... Muhammad Abdullah, Kentucky
DB... Demetric Webb, Florida
DB... DeMario Minter, Georgia
DB... Will Herring, Georgia

SPECIALISTS - SECOND TEAM

P... Gordon Ely-Kelso, Georgia
PK... Chris Hetland, Florida
RS... Felix Jones, Arkansas

2006 OFFENSE - FIRST TEAM

TE... Martrez Milner, Georgia
TE... Jacob Tamme, Kentucky
OL... Arron Sears, Tennessee
OL... Zac Tubbs, Arkansas
OL... Tim Duckworth, Auburn
OL... Tony Ugho, Arkansas
C... Jonathan Luigs, Arkansas
C... Steve Ressler, Florida
WR... Robert Meacham, Tennessee
WR... Dwayne Bowe, LSU
WR... Dallas Baker, Florida
OB... JaMarcus Russell, LSU
RB... Darren McFadden, Arkansas
RB... Kenny Irons, Auburn

DEFENSE - FIRST TEAM

DL... Glenn Dorsey, LSU
DL... Quentin Groves, Auburn
DL... Jamaal Anderson, Arkansas
DL... Ray McDonald, Florida
DL... Patrick Willis, Ole Miss
LB... Quinton Culbertson, Miss. State
LB... Sam Olajubutu, Arkansas
LB... Earl Everett, Florida
LB... Wesley Woodyard, Kentucky
DB... Reggie Nelson, Florida
DB... Tra Battle, Georgia
DB... Simeon Castille, Alabama
DB... LaRon Landry, LSU

SPECIALISTS - FIRST TEAM

P... Britton Colquitt, Tennessee
PK... John Vaughn, Auburn
PK... James Wohlhoit, Tennessee
RS... Mikey Henderson, Georgia

OFFENSE - SECOND TEAM

TE... Andy Boyd, South Carolina
TE... Richard Dickson, LSU
OL... Chris Williams, Vanderbilt
OL... Drew Miller, Florida
OL... Michael Oher, Ole Miss
OL... Phil Trautwein, Florida
OL... Michael Aitcheson, Kentucky
OL... Antoine Caldwell, Alabama
OL... Ben Grubbs, Auburn
C... Nick Jones, Georgia
WR... Earl Bennett, Vanderbilt
WR... D.J. Hall, Alabama
WR... Sidney Rice, South Carolina
WR... Keenan Burton, Kentucky
OB... Chris Leak, Florida
OB... Andrew Woodson, Kentucky
RB... BenJarvus Green-Ellis, Ole Miss
RB... Felix Jones, Arkansas

DEFENSE - SECOND TEAM

DL... Titus Brown, Miss. State
DL... Derrick Harvey, Florida
DL... Tyson Jackson, LSU
DL... Charles Johnson, Georgia
DL... Antwain Robinson, Arkansas
DL... Will Herring, Auburn
LB... Brandon Siler, Florida
LB... Tony Taylor, Georgia
LB... Ali Highsmith, LSU
DB... Jonathan Wade, Tennessee
DB... Fred Bennett, South Carolina
DB... Derek Pegues, Mississippi State
DB... Jonathan Heffney, Tennessee
DB... Chris Houston, Arkansas
DB... David Irons, Auburn
DB... Ryan Smith, Florida

SPECIALISTS - SECOND-TEAM

P... Kody Bliss, Auburn
PK... Ryan Succop, South Carolina
RS... Felix Jones, Arkansas
RS... Craig Davis, LSU

2007 OFFENSE - FIRST TEAM

TE... Jacob Tamme, Kentucky
OL... Robert Felton, Arkansas (G)
OL... Andre Smith, Alabama (T)
OL... Anthony Parker, Tennessee (G)
OL... Herman Johnson, LSU (G)
OL... Michael Oher, Ole Miss (T)
OL... Chris Williams, Vanderbilt (T)
C... Jonathan Luigs, Arkansas (C)
WR... Kenny McKinley, South Carolina
WR... Earl Bennett, Vanderbilt
OB... Tim Tebow, Florida
RB... Darren McFadden, Arkansas
RB... Knowshon Moreno, Georgia

DEFENSE FIRST-TEAM

DL... Glenn Dorsey, LSU
DL... Wallace Gilberry, Alabama
DL... Quentin Groves, Auburn
DL... Greg Hardy, Ole Miss
DL... Eric Norwood, South Carolina
LB... Ali Highsmith, LSU
LB... Wesley Woodyard, Kentucky
LB... Jerod Mayo, Tennessee
LB... Brandon Spikes, Florida
DB... Craig Steltz, LSU (SS)
DB... Chevis Jackson, LSU (CB)
DB... Simeon Castille, Alabama (CB)
DB... Rashad Johnson, Alabama (S)
DB... Jonathan Heffney, Tennessee
DB... Captain Munnerlyn, So. Carolina

SPECIALISTS FIRST-TEAM

PK... Colt David, LSU
PK... Patrick Fisher, LSU
RS... Felix Jones, Arkansas

OFFENSE SECOND-TEAM

TE... Cornelius Ingram, Florida
OL... Carlton Medder, Florida (T)
OL... Michael Brown, Mississippi State (T)
OL... Ciron Black, LSU (T)
OL... Antoine Caldwell, Alabama (C/G)
OL... Nate Garner, Arkansas (T)
OL... Mitch Petrus, Arkansas (G)
OL... Jim Tartt, Florida (G)
OL... Garry Williams, Kentucky (T)
C... Fernando Velasco, Georgia (C)
WR... Percy Harvin, Florida
WR... DJ Hall, Alabama
OB... Andrew Woodson, Kentucky
RB... Felix Jones, Arkansas
RB... Jacob Hester, LSU

HONORS & ACCOLADES

DEFENSE - SECOND TEAM

DL... Titus Brown, Mississippi State
 DL... Derrick Harvey, Florida
 DL... Jeremy Jarmon, Kentucky
 LB... Jonathan Goff, Vanderbilt
 LB... Rico McCoy, Tennessee
 LB... Darry Beckwith, LSU
 LB... Jamar Chaney, Mississippi State
 LB... Dannelle Ellerbe, Georgia
 DB... D.J. Moore, Vanderbilt (CB)
 DB... Emanuel Cook, South Carolina (S)
 DB... Michael Grant, Arkansas (CB)
 DB... Eric Berry, Tennessee
 DB... Derek Pegues, Mississippi State (FS)

SPECIALISTS - SECOND TEAM

PK... Daniel Lincoln, Tennessee
 P... Britton Colquitt, Tennessee
 P... Ryan Shoemaker, Auburn
 RS... Brandon James, Florida

2008

OFFENSE - FIRST TEAM

TE... Jared Cook, South Carolina
 OL... Andre Smith, Alabama (T)
 OL... Michael Oher, Ole Miss (T)
 OL... Phil Trautwein, Florida (T)
 OL... Herman Johnson, LSU (G)
 C... Antoine Caldwell, Alabama
 WR... Percy Harvin, Florida
 WR... Mohamed Massaquoi, Georgia
 QB... Tim Tebow, Florida
 RB... Knowshon Moreno, Georgia
 RB... Charles Scott, LSU

DEFENSE - FIRST TEAM

DL... Peria Jerry, Ole Miss
 DL... Terrence Cody, Alabama
 DL... Robert Ayers, Tennessee
 DL... Antonio Coleman, Auburn
 LB... Brandon Spikes, Florida
 LB... Rennie Curran, Georgia
 LB... Eric Norwood, South Carolina
 LB... Rolando McClain, Alabama
 LB... Micah Johnson, Kentucky
 DB... Eric Berry, Tennessee (S)
 DB... D.J. Moore, Vanderbilt (CB)
 DB... Trevard Lindley, Kentucky (CB)
 DB... Rashad Johnson, Alabama (S)

SPECIALISTS - FIRST TEAM

PK... Colt David, LSU
 P... Tim Masthay, Kentucky
 RS... Brandon James, Florida

OFFENSE - SECOND TEAM

TE... Richard Dickson, LSU
 TE... D.J. Williams, Arkansas
 OL... Garry Williams, Kentucky (T)
 OL... Anthony Parker, Tennessee (G)
 OL... Ciron Black, LSU (T)
 OL... Mike Pouncey, Florida (G)
 OL... John Jerry, Ole Miss (T)
 OL... Mike Johnson, Alabama (G)
 C... Jonathan Luigs, Arkansas
 WR... Julio Jones, Alabama
 WR... A.J. Green, Georgia
 QB... Matthew Stafford, Georgia
 RB... Glen Coffee, Alabama
 RB... Michael Smith, Arkansas

DEFENSE - SECOND TEAM

DL... Greg Hardy, Ole Miss
 DL... Myron Pryor, Kentucky
 DL... Malcolm Sheppard, Arkansas
 DL... Sen'Derrick Marks, Auburn
 LB... Dominic Douglas, Miss. State
 LB... Patrick Benoist, Vanderbilt
 LB... Jasper Brinkley, South Carolina
 LB... Rico McCoy, Tennessee
 DB... Emanuel Cook, South Carolina (S)
 DB... Javier Arenas, Alabama (CB)
 DB... Ahmad Black, Florida (SS)
 DB... Joe Haden, Florida (CB)
 DB... Derek Pegues, Miss. State (S)

SPECIALISTS - SECOND TEAM

PK... Joshua Shene, Ole Miss
 P... Brian Mimbs, Georgia
 P... Chas Henry, Florida
 RS... Javier Arenas, Alabama

2009

OFFENSE - FIRST TEAM

TE... Aaron Hernandez, Florida
 OL... Mike Pouncey, Florida
 OL... Mike Johnson, Alabama
 OL... Ciron Black, LSU
 OL... Mitch Petrus, Arkansas
 OL... John Jerry, Ole Miss
 C... Maurkice Pouncey, Florida
 WR... A.J. Green, Georgia
 WR... Shay Hodges, Ole Miss
 QB... Tim Tebow, Florida
 RB... Mark Ingram, Alabama
 RB... Anthony Dixon, Mississippi State

DEFENSE - FIRST TEAM

DL... Antonio Coleman, Auburn
 DL... Terrence Cody, Alabama
 DL... Carlos Dunlap, Florida
 DL... Corey Peters, Kentucky
 LB... Rolando McClain, Alabama
 LB... Eric Norwood, South Carolina
 LB... Brandon Spikes, Florida
 LB... Rennie Curran, Georgia
 DB... Eric Berry, Tennessee
 DB... Joe Haden, Florida
 DB... Javier Arenas, Alabama
 DB... Mark Barron, Alabama

SPECIALISTS - FIRST TEAM

PK... Leigh Tiffin, Alabama
 P... Drew Butler, Georgia
 RS... Javier Arenas, Alabama

OFFENSE - SECOND TEAM

TE... D.J. Williams, Arkansas
 OL... Chris Scott, Tennessee
 OL... Derek Sherrad, Mississippi State
 OL... Lee Ziemba, Auburn
 OL... Zipp Duncan, Kentucky
 C... Ben Jones, Georgia
 WR... Brandon LaFell, LSU
 WR... Julio Jones, Alabama
 QB... Ryan Mallett, Arkansas
 RB... Dexter McCluster, Ole Miss
 RB... Montario Hardesty, Tennessee

DEFENSE - SECOND TEAM

DL... Jermaine Cunningham, Florida
 DL... Geno Atkins, Georgia
 DL... Dan Williams, Tennessee
 DL... Justin Houston, Georgia
 DL... Cliff Matthews, South Carolina
 DL... Malcolm Sheppard, Arkansas
 DL... Pernell McPhee, Mississippi State
 LB... Micah Johnson, Kentucky
 LB... Rico McCoy, Tennessee
 LB... Chris Marve, Vanderbilt
 LB... Ryan Stamper, Florida
 DB... Myron Lewis, Vanderbilt
 DB... Chad Jones, LSU
 DB... Walt McFadden, Auburn
 DB... Patrick Peterson, LSU
 DB... Trevard Lindley, Kentucky

SPECIALISTS - SECOND TEAM

PK... Blair Walsh, Georgia
 P... Brett Upson, Vanderbilt
 RS... Warren Norman, Vanderbilt

2010

OFFENSE - FIRST TEAM

TE... D.J. Williams, Arkansas
 OL... Derek Sherrad, Mississippi State
 OL... Lee Ziemba, Auburn
 OL... DeMarcus Love, Arkansas
 OL... James Carpenter, Alabama
 OL... Clint Boling, Georgia
 C... Ryan Pugh, Auburn
 WR... Alshon Jeffery, South Carolina
 WR... Julio Jones, Alabama
 QB... Cam Newton, Auburn
 RB... Marcus Lattimore, South Carolina
 RB... Stevan Ridley, LSU
 AP... Randall Cobb, Kentucky

DEFENSE - FIRST TEAM

DL... Drake Nevis, LSU
 DL... Marcell Dareus, Alabama
 DL... Nick Fairley, Auburn
 DL... Pernell McPhee, Mississippi State
 LB... Danny Trevathan, Kentucky
 LB... Kelvin Sheppard, LSU
 LB... Justin Houston, Georgia
 DB... Patrick Peterson, LSU
 DB... Mark Barron, Alabama
 DB... Ahmad Black, Florida
 DB... Stephon Gilmore, South Carolina

SPECIALISTS - FIRST TEAM

PK... Blair Walsh, Georgia
 P... Chas Henry, Florida
 RS... Patrick Peterson, LSU

HONORARY CAPTAIN

Nick Bell, DE, Mississippi State

OFFENSE - SECOND TEAM

TE... Orson Charles, Georgia
 OL... Larry Warford, Kentucky
 OL... Barrett Jones, Alabama
 OL... Garrett Chisolm, South Carolina
 OL... Joseph Barksdale, LSU
 C... William Vlachos, Alabama
 WR... A.J. Green, Georgia
 WR... Randall Cobb, Kentucky
 QB... Ryan Mallett, Arkansas
 RB... Knile Davis, Arkansas
 RB... Mark Ingram, Alabama
 AP... Trent Richardson, Alabama

DEFENSE - SECOND TEAM

DL... Jake Bequette, Arkansas
 DL... Cliff Matthews, South Carolina
 DL... Devin Taylor, South Carolina
 DL... Jerrell Powe, Ole Miss
 LB... Dont'a Hightower, Alabama
 LB... Chris White, Mississippi State
 LB... Chris Marve, Vanderbilt
 LB... Jerry Franklin, Arkansas
 DB... Robert Lester, Alabama
 DB... Janoris Jenkins, Florida
 DB... Casey Hayward, Vanderbilt
 DB... Janzen Jackson, Tennessee
 DB... Dre Kirkpatrick, Alabama
 DB... Morris Claiborne, LSU

SPECIALISTS - SECOND TEAM

PK... Josh Jasper, LSU
 P... Drew Butler, Georgia
 RS... Trent Richardson, Alabama

2011

OFFENSE - FIRST TEAM

TE... Orson Charles, Georgia
 OL... Barrett Jones, Alabama
 OL... Will Blackwell, LSU
 OL... Cordy Glenn, Georgia
 OL... Alex Hurst, LSU
 C... William Vlachos, Alabama
 WR... Jarius Wright, Arkansas
 WR... Rueben Randle, LSU
 QB... Tyler Wilson, Arkansas
 RB... Trent Richardson, Alabama
 RB... Michael Dyer, Auburn
 AP... Joe Adams, Arkansas
 AP... Chris Rainey, Florida

DEFENSE - FIRST TEAM

DL... Melvin Ingram, South Carolina
 DL... Sam Montgomery, LSU
 DL... Corey Lemonier, Auburn
 DL... Jake Bequette, Arkansas
 LB... Dont'a Hightower, Alabama
 LB... Courtney Upshaw, Alabama
 LB... Jarvis Jones, Alabama
 DB... Mark Barron, Alabama
 DB... Tyrann Mathieu, LSU
 DB... Morris Claiborne, LSU
 DB... Bacarri Rambo, Georgia

SPECIALISTS - FIRST TEAM

PK... Caleb Sturgis, Florida
 P... Steven Clark, Auburn
 RS... Joe Adams, Arkansas

OFFENSE - SECOND TEAM

TE... Philip Lutzenkirchen, Auburn
 OL... Chance Warmack, Alabama
 OL... Rokevious Watkins, South Carolina
 OL... Brandon Mosley, Auburn
 OL... Alvin Bailey, Arkansas
 OL... Larry Warford, Kentucky
 C... Ben Jones, Georgia
 WR... Da'Rick Rogers, Tennessee
 WR... Marquis Maze, Alabama
 QB... Aaron Murray, Georgia
 RB... Zac Stacy, Vanderbilt
 RB... Spencer Ware, LSU
 RB... Marcus Lattimore, South Carolina
 AP... Onterio McCalebb, Auburn

DEFENSE - SECOND TEAM

DL... Tim Fugger, Vanderbilt
 DL... Josh Chapman, Alabama
 DL... Fletcher Cox, Mississippi State
 DL... Jadeveon Clowney, South Carolina
 DL... Malik Jackson, Tennessee
 LB... Danny Trevathan, Kentucky
 LB... Chris Marve, Vanderbilt
 LB... Ryan Baker, LSU
 LB... Jerry Franklin, Arkansas
 DB... Winston Guy, Kentucky
 DB... Casey Hayward, Vanderbilt
 DB... Dre Kirkpatrick, Alabama
 DB... Brandon Boykin, Georgia

SPECIALISTS - SECOND TEAM

PK... Drew Alleman, LSU
 P... Dylan Breeding, Arkansas
 P... Brad Wing, LSU
 RS... Marquis Maze, Alabama

2012

OFFENSE - FIRST TEAM

TE... Mychal Rivera, Tennessee
 OL... Luke Joeckel, Texas A&M
 OL... Chance Warmack, Alabama
 OL... D.J. Fluker, Alabama
 OL... Jake Matthews, Texas A&M
 C... Barrett Jones, Alabama
 WR... Cobi Hamilton, Arkansas
 WR... Jordan Matthews, Vanderbilt
 QB... Johnny Manziel, Texas A&M
 RB... Mike Gillislee, Florida
 RB... Eddie Lacy, Alabama
 AP... Cordarrelle Patterson, Tennessee

DEFENSE - FIRST TEAM

DL... Jadeveon Clowney, South Carolina
 DL... Sam Montgomery, LSU
 DL... Damontre Moore, Texas A&M
 DL... Shariff Floyd, Florida
 LB... Jarvis Jones, Georgia
 LB... C.J. Mosley, Alabama
 LB... Kevin Minter, LSU
 DB... Dee Milliner, Alabama
 DB... Matt Elam, Florida
 DB... Eric Reid, LSU
 DB... Johnthan Banks, Mississippi State

SPECIALISTS - FIRST TEAM

PK... Caleb Sturgis, Florida
 P... Kyle Chrisfy, Florida
 RS... Ace Sanders, South Carolina

OFFENSE - SECOND TEAM

TE... Jordan Reed, Florida
 OL... Larry Warford, Kentucky
 OL... Gabe Jackson, Mississippi State
 OL... Chris Burnette, Georgia
 OL... Dallas Thomas, Tennessee
 C... T.J. Johnson, South Carolina
 WR... Ryan Swopes, Texas A&M
 WR... Justin Hunter, Tennessee
 QB... AJ McCarron, Alabama
 RB... Todd Gurley, Georgia
 RB... Zac Stacy, Vanderbilt
 AP... Ace Sanders, South Carolina

DEFENSE - SECOND TEAM

DL... Barkevious Mingo, LSU
 DL... Sheldon Richardson, Missouri
 DL... John Jenkins, Georgia
 DL... Corey Lemonier, Auburn
 LB... A.J. Johnson, Tennessee
 LB... Jon Bostic, Florida
 LB... Cameron Lawrence, Mississippi State
 LB... *Alec Ogletree, Georgia
 DB... D.J. Swearinger, South Carolina
 DB... Bacarri Rambo, Georgia
 DB... Robert Lester, Alabama
 DB... Darius Slay, Mississippi State

SPECIALISTS - SECOND TEAM

PK... Drew Alleman, LSU
 P... *Dylan Breeding, Arkansas
 P... *Richard Kent, Vanderbilt
 RS... Cordarrelle Patterson, Tennessee

2013

OFFENSE - FIRST TEAM

TE... Arthur Lynch, Georgia
 OL... Jake Matthews, Texas A&M
 OL... Cyrus Kouandjio, Alabama
 OL... Gabe Jackson, Mississippi State
 OL... Wesley Johnson, Vanderbilt
 C... Reese Dismukes, Auburn
 WR... Mike Evans, Texas A&M
 WR... Jordan Matthews, Vanderbilt
 QB... Johnny Manziel, Texas A&M
 RB... Tre Mason, Auburn
 RB... T.J. Yeldon, Alabama
 AP... Odell Beckham, Jr., LSU

DEFENSE - FIRST TEAM

DL... Michael Sam, Missouri
 DL... Jadeveon Clowney, South Carolina
 DL... Dee Ford, Auburn
 DL... Kelcy Quarles, South Carolina
 LB... C.J. Mosley, Alabama
 LB... Ramik Wilson, Georgia
 LB... A.J. Johnson, Tennessee
 DB... Cody Prewitt, Ole Miss
 DB... Ha Ha Clinton-Dix, Alabama
 DB... E.J. Gaines, Missouri
 DB... Vernon Hargreaves, Florida

SPECIALISTS - FIRST TEAM

PK... Marshall Morgan, Georgia
 P... Drew Kaser, Texas A&M
 P... *Christian Jones, Alabama
 RS... *Odell Beckham, Jr., LSU

OFFENSE - SECOND TEAM

TE... Malcolm Johnson, Mississippi State
 OL... La'el Collins, LSU
 OL... Antonio Richardson, Tennessee
 OL... Justin Britt, Missouri
 OL... Anthony Steen, Alabama
 C... Travis Swanson, Arkansas
 WR... Odell Beckham, Jr., LSU
 WR... Jarvis Landry, LSU
 QB... AJ McCarron, Alabama
 RB... Mike Davis, South Carolina
 RB... Jeremy Hill, LSU
 AP... Marcus Murphy, Missouri

DEFENSE - SECOND TEAM

DL... Anthony Johnson, LSU
 DL... Chris Smith, Arkansas
 DL... Ed Stinson, Alabama



HONORS & ACCOLADES

DL... Trey Flowers, Arkansas
 LB... Lamin Barrow, LSU
 LB... Jordan Jenkins, Georgia
 LB... Avery Williamson, Kentucky
 DB... Andre Hal, Vanderbilt
 DB... Chris Davis, Auburn
 DB... Nickoe Whitely, Mississippi State
 DB... Kenny Ladler, Vanderbilt

SPECIALISTS - SECOND TEAM

PK... Michael Palardy, Tennessee
 P... Cody Mandell, Alabama
 RS... Solomon Patton, Florida

2014

OFFENSE - FIRST TEAM

TE... Evan Ingram, Ole Miss
 OL... Cedric Ogboehi, Texas A&M
 OL... La'el Collins, LSU
 OL... Arie Kouandjio, Alabama
 OL... A.J. Cann, South Carolina
 C... Reese Dismukes, Auburn
 WR... Amari Cooper, Alabama
 WR... Pharoah Cooper, South Carolina
 QB... Dak Prescott, Mississippi State
 RB... Nick Chubb, Georgia
 RB... Cameron Artis-Payne, Auburn
 AP... Marcus Murphy, Missouri

DEFENSE - FIRST TEAM

DL... Shane Ray, Missouri
 DL... Preston Smith, Mississippi State
 DL... Dante Fowler, Florida
 DL... Bud Dupree, Kentucky
 LB... Benardrick McKinney, Mississippi State
 LB... Martrell Spaight, Arkansas
 LB... Trey DePriest, Alabama
 DB... Landon Collins, Alabama
 DB... Senquez Golson, Ole Miss
 DB... Vernon Hargreaves, Florida
 DB... Cody Prewitt, Ole Miss

SPECIALISTS - FIRST TEAM

PK... Austin MacGinnis, Kentucky
 P... JK Scott, Alabama
 RS... Marcus Murphy, Missouri

OFFENSE - SECOND TEAM

TE... Hunter Henry, Arkansas
 OL... Laremy Tunsil, Ole Miss
 OL... Ben Beckwith, Mississippi State
 OL... Vadal Alexander, LSU
 OL... Mitch Morse, Missouri
 C... Max Garcia, Florida
 WR... Bud Sasser, Missouri
 WR... Sammie Coates, Auburn
 WR... Blake Sims, Alabama
 RB... Josh Robinson, Mississippi State
 RB... T.J. Yeldon, Alabama
 AP... Pharoah Cooper, South Carolina

DEFENSE - SECOND TEAM

DL... Myles Garrett, Texas A&M
 DL... Trey Flowers, Arkansas
 DL... Derek Barnett, Tennessee
 DL... Markus Golden, Missouri
 LB... Amarlo Herrera, Georgia
 LB... Ramik Wilson, Georgia
 LB... Antonio Morrison, Florida
 DB... Jonathan Jones, Auburn
 DB... Braylon Webb, Missouri
 DB... Damian Swann, Georgia
 DB... Jonathan Mincy, Auburn

SPECIALISTS - SECOND TEAM

PK... Elliott Fry, South Carolina
 P... Jamie Keehn, LSU
 RS... Quan Bray, Auburn

2015

OFFENSE - FIRST TEAM

TE... Hunter Henry, Arkansas
 OL... Sebastian Tretola, Arkansas
 OL... Vadal Alexander, LSU
 OL... Cam Robinson, Alabama
 OL... John Theus, Georgia
 C... Ryan Kelly, Alabama
 WR... Laqun Treadwell, Ole Miss
 WR... Fred Ross, Mississippi State
 WR... Pharoah Cooper, South Carolina
 QB... Dak Prescott, Mississippi State
 RB... Derrick Henry, Alabama
 RB... Leonard Fournette, LSU
 AP... Pharoah Cooper, South Carolina

DEFENSE - FIRST TEAM

DL... Myles Garrett, Texas A&M
 DL... Jonathan Allen, Alabama
 DL... Jonathan Bullard, Florida
 DL... A'Shawn Robinson, Alabama
 LB... Kentrell Brothers, Missouri
 LB... Reggie Ragland, Alabama
 LB... Zach Cunningham, Vanderbilt
 DB... Vernon Hargreaves III, Florida
 DB... Eddie Jackson, Alabama
 DB... Jalen Tabor, Florida

DB... Trae Elston, Ole Miss

SPECIALISTS - FIRST TEAM

PK... Daniel Carlson, Auburn
 P... Drew Kaser, Texas A&M
 RS... Evan Berry, Tennessee

OFFENSE - SECOND TEAM

TE... Evan Ingram, Ole Miss
 OL... Dominick Jackson, Alabama
 OL... Shon Coleman, Auburn
 OL... Dan Skipper, Arkansas
 OL... Germain Ifedi, Texas A&M
 C... Ethan Pocic, LSU
 WR... Calvin Ridley, Alabama
 WR... Christian Kirk, Texas A&M
 WR... De'Runya Wilson, Mississippi State
 QB... Chad Kelly, Ole Miss
 RB... Alex Collins, Arkansas
 RB... Jalen Hurd, Tennessee
 AP... Christian Kirk, Texas A&M

DEFENSE - SECOND TEAM

DL... Robert Nkemdiche, Ole Miss
 DL... Marquis Haynes, Ole Miss
 DL... Charles Harris, Missouri
 DL... Derek Barnett, Tennessee
 LB... Leonard Floyd, Georgia
 LB... Antonio Morrison, Florida
 LB... Skai Moore, South Carolina
 DB... Mike Hilton, Ole Miss
 DB... Dominick Sanders, Georgia
 DB... Tre'Davious White, LSU
 DB... Jamal Adams, LSU

SPECIALISTS - SECOND TEAM

PK... Taylor Bertolet, Texas A&M
 P... Adam Griffith, Alabama
 P... Johnny Townsend, Florida
 RS... Christian Kirk, Texas A&M

2016

OFFENSE - FIRST TEAM

TE... Evan Ingram, Ole Miss
 OL... Cam Robinson, Alabama
 OL... Dan Skipper, Arkansas
 OL... Avery Gennesy, Texas A&M
 OL... Will Clapp, LSU
 C... Ethan Pocic, LSU
 WR... Christian Kirk, Texas A&M
 WR... ArDarius Stewart, Alabama
 QB... Jalen Hurts, Alabama
 RB... Kamryn Pettway, Auburn
 RB... Derrius Guice, LSU
 AP... Christian Kirk, Texas A&M

DEFENSE - FIRST TEAM

DL... Jonathan Allen, Alabama
 DL... Derek Barnett, Tennessee
 DL... Carl Lawson, Auburn
 DL... Myles Garrett, Texas A&M
 LB... Zach Cunningham, Vanderbilt
 LB... Reuben Foster, Alabama
 LB... Kendall Beckwith, LSU
 DB... Jalen Tabor, Florida
 DB... Tre'Davious White, LSU
 DB... Minkah Fitzpatrick, Alabama
 DB... Aaron Penton, Missouri

SPECIALISTS - FIRST TEAM

PK... Daniel Carlson, Auburn
 P... JK Scott, Alabama
 RS... Christian Kirk, Texas A&M

OFFENSE - SECOND TEAM

TE... O.J. Howard, Alabama
 OL... Braden Smith, Auburn
 OL... Will Holden, Vanderbilt
 OL... Martez Ivey, Florida
 C... Jon Tejada, Kentucky
 WR... Calvin Ridley, Alabama
 WR... Fred Ross, Mississippi State
 QB... Chad Kelly, Ole Miss
 QB... Joshua Dobbs, Tennessee
 RB... Rawleigh Williams III, Arkansas
 RB... Ralph Webb, Vanderbilt
 RB... Leonard Fournette, LSU
 AP... Derrius Guice, LSU

DEFENSE - SECOND TEAM

DL... Arden Key, LSU
 DL... Montravius Adams, Auburn
 DL... Charles Harris, Missouri
 DL... Caleb Brantley, Florida
 LB... Tim Williams, Alabama
 LB... Jarrad Davis, Florida
 LB... Jordan Jones, Kentucky
 DB... Jamal Adams, LSU
 DB... Eddie Jackson, Alabama
 DB... Quincy Wilson, Florida
 DB... Justin Evans, Texas A&M

SPECIALISTS - SECOND TEAM

PK... Gary Wunderlich, Ole Miss
 P... Johnny Townsend, Florida
 RS... Evan Berry, Tennessee

2017

OFFENSE - FIRST TEAM

TE... Hayden Hurst, South Carolina
 OL... Isaiah Wynn, Georgia
 OL... Braden Smith, Auburn
 OL... Martinus Rankin, Mississippi State
 OL... Jonah Williams, Alabama
 C... Will Clapp, LSU
 WR... A.J. Brown, Ole Miss
 WR... Calvin Ridley, Alabama
 QB... Drew Lock, Missouri
 RB... Kerryon Johnson, Auburn
 RB... Nick Chubb, Georgia
 AP... Christian Kirk, Texas A&M

DEFENSE - FIRST TEAM

DL... Jeff Holland, Auburn
 DL... Montez Sweat, Mississippi State
 DL... Raekwon Davis, Alabama
 DL... Jeffery Simmons, Mississippi State
 LB... Roquan Smith, Georgia
 LB... Devin White, LSU
 LB... Skai Moore, South Carolina
 DB... Minkah Fitzpatrick, Alabama
 DB... Duke Dawson, Florida
 DB... Armani Watts, Texas A&M
 DB... Carlton Davis, Auburn

SPECIALISTS - FIRST TEAM

PK... Daniel Carlson, Auburn
 P... JK Scott, Alabama
 RS... Christian Kirk, Texas A&M

OFFENSE - SECOND TEAM

TE... Albert Okwuegbunam, Missouri
 OL... Trey Smith, Tennessee
 OL... Garrett Brumfield, LSU
 OL... Martez Ivey, Florida
 OL... Greg Little, Ole Miss
 C... Bradley Bozeman, Alabama
 WR... J'Mon Moore, Missouri
 WR... Christian Kirk, Texas A&M
 QB... Jarrett Stidham, Auburn
 RB... Benny Snell, Kentucky
 RB... Derrius Guice, LSU
 AP... A.J. Brown, Ole Miss

DEFENSE - SECOND TEAM

DL... Da'Ron Payne, Alabama
 DL... Marcell Frazier, Missouri
 DL... Da'Shawn Hand, Alabama
 DL... Marquis Haynes, Ole Miss
 LB... Rashaan Evans, Alabama
 LB... Lorenzo Carter, Georgia
 LB... Tre'Williams, Auburn
 DB... Ronnie Harrison, Alabama
 DB... Donte Jackson, LSU
 DB... Greedy Williams, LSU
 DB... Deandre Baker, Georgia

SPECIALISTS - SECOND TEAM

PK... Eddy Pineiro, Florida
 P... Johnny Townsend, Florida
 RS... DJ Chark, LSU

2018

OFFENSE - FIRST TEAM

TE... Jace Sternberger, Texas A&M
 OL... Jonah Williams, Alabama
 OL... Andrew Thomas, Georgia
 OL... Greg Little, Ole Miss
 OL... Bunchy Stallings, Kentucky
 C... Lamont Gaillard, Georgia
 WR... A.J. Brown, Ole Miss
 WR... Jerry Judy, Alabama
 QB... Tua Tagovailoa, Alabama
 RB... Benny Snell, Kentucky
 RB... Trayveon Williams, Texas A&M
 AP... Deebo Samuel, South Carolina

DEFENSE - FIRST TEAM

DL... Quinnen Williams, Alabama
 DL... Jeffery Simmons, Mississippi State
 DL... Jachi Polite, Florida
 DL... Montez Sweat, Mississippi State
 LB... Josh Allen, Kentucky
 LB... Devin White, LSU
 LB... Deshaun Davis, Auburn
 DB... Deandre Baker, Georgia
 DB... Grant Delpit, LSU
 DB... Greedy Williams, LSU
 DB... Deionte Thompson, Alabama

SPECIALISTS - FIRST TEAM

PK... Cole Tracy, LSU
 P... Braden Mann, Texas A&M
 RS... Deebo Samuel, South Carolina

OFFENSE - SECOND TEAM

TE... Irv Smith Jr., Alabama

OL... Martez Ivey, Florida
 OL... Alex Leatherwood, Alabama
 OL... Deion Calhoun, Mississippi State
 OL... Zack Bailey, South Carolina
 C... Ross Pierschbacher, Alabama
 WR... Deebo Samuel, South Carolina
 WR... Emanuel Hall, Missouri
 QB... Drew Lock, Missouri
 RB... D'Andre Swift, Georgia
 RB... Damien Harris, Alabama
 AP... Lynn Bowden, Kentucky

DEFENSE - SECOND TEAM

DL... Isaiah Buggs, Alabama
 DL... Jonathan Ledbetter, Georgia
 DL... Jerry Beckner, Missouri
 DL... Derrick Brown, Auburn
 LB... Dylan Moses, Alabama
 LB... Cale Garrett, Missouri
 LB... Mack Wilson, Alabama
 DB... CJ Henderson, Florida
 DB... Johnathan Abram, Mississippi State
 DB... Joejuan Williams, Vanderbilt
 DB... DeMarkus Acy, Missouri

SPECIALISTS - SECOND TEAM

PK... Rodrigo Blankenship, Georgia
 P... Joseph Charlton, South Carolina
 RS... Mecole Hardman, Georgia

2019

OFFENSE - FIRST TEAM

TE... Kyle Pitts, Florida
 OL... Andrew Thomas, Georgia
 OL... Jedrick Wills Jr., Alabama
 OL... Alex Leatherwood, Alabama
 OL... Trey Smith, Tennessee
 C... Lloyd Cushenbery, LSU
 WR... Ja'Marr Chase, LSU
 WR... Jerry Judy, Alabama
 QB... Joe Burrow, LSU
 RB... Clyde Edwards-Helaire, LSU
 RB... D'Andre Swift, Georgia
 AP... Lynn Bowden Jr., Kentucky

DEFENSE - FIRST TEAM

DL... Derrick Brown, Auburn
 DL... Marlon Davidson, Auburn
 DL... Jonathan Greenard, Florida
 DL... Javon Kinlaw, South Carolina
 LB... Anternee Jennings, Alabama
 LB... K'Lavon Chaisson, LSU
 LB... Nick Bolton, Missouri
 DB... J.R. Reed, Georgia
 DB... Grant Delpit, LSU
 DB... Xavier McKinney, Alabama
 DB... CJ Henderson, Florida

SPECIALISTS - FIRST TEAM

PK... Rodrigo Blankenship, Georgia
 P... Braden Mann, Texas A&M
 RS... Jaylen Waddle, Alabama

OFFENSE - SECOND TEAM

TE... Albert Okwuegbunam, Missouri
 OL... Logan Stenberg, Kentucky
 OL... Adrian Magee, LSU
 OL... Shane Tega Wanogho, Auburn
 OL... Damien Lewis, LSU
 C... Landon Dickerson, Alabama
 WR... DeVonta Smith, Alabama
 WR... Bryan Edwards, South Carolina
 QB... Tua Tagovailoa, Alabama
 RB... Kylin Hill, Mississippi State
 RB... Najee Harris, Alabama
 AP... Jaylen Waddle, Alabama

DEFENSE - SECOND TEAM

DL... Raekwon Davis, Alabama
 DL... Benito Jones, Ole Miss
 DL... Rashard Lawrence, LSU
 DL... Tyler Clark, Georgia
 LB... Daniel Bituli, Tennessee
 LB... K.J. Britt, Auburn
 LB... Terrell Lewis, Alabama
 DB... Derek Stingley, LSU
 DB... Trevon Diggs, Alabama
 DB... Nigel Warrior, Tennessee
 DB... Jacoby Stevens, LSU

SPECIALISTS - SECOND TEAM

PK... Brent Cimaglia, Tennessee
 P... Max Duffy, Kentucky
 RS... Jerrion Ealy, Ole Miss
 RS... Treyton Burks, Arkansas
 RS... Clyde Edwards-Helaire, LSU
 RS... Christian Tutt, Auburn
 RS... Marquez Callaway, Tennessee

2020

OFFENSE - FIRST TEAM

TE... Kyle Pitts, Florida
 OL... Alex Leatherwood, Alabama
 OL... Landon Young, Kentucky
 OL... Ben Cleveland, Georgia
 OL... Trey Smith, Tennessee

HONORS & ACCOLADES

OL... Deonte Brown, Alabama
 C... Landon Dickerson, Alabama
 WR... DeVonta Smith, Alabama
 WR... Elijah Moore, Ole Miss
 QB... M&C Jones, Alabama
 RB... Najee Harris, Alabama
 RB... Isaiah Spiller, Texas A&M
 AP... Kadarius Toney, Florida

DEFENSE - FIRST TEAM

DL... Christian Barmore, Alabama
 DL... Kingsley Enagbare, South Carolina
 DL... Trajan Jefferson, Missouri
 DL... Bobby Brown III, Texas A&M
 LB... Nick Bolton, Missouri
 LB... Dylan Moses, Alabama
 LB... Grant Morgan, Arkansas
 DB... Patrick Surtain II, Alabama
 DB... Kairi Elam, Florida
 DB... Richard LeCounte, Georgia
 DB... Derek Stingley, LSU

SPECIALISTS - FIRST TEAM

PK... Cade York, LSU
 P... Jake Camarda, Georgia
 RS... Kadarius Toney, Florida

OFFENSE - SECOND TEAM

TE... Jalen Wydermyer, Texas A&M
 OL... Darian Kinnard, Kentucky
 OL... Kenyon Green, Texas A&M
 OL... Dan Moore Jr., Texas A&M
 OL... Carson Green, Texas A&M
 C... Drake Jackson, Kentucky
 WR... Kadarius Toney, Florida
 WR... Treylon Burks, Arkansas
 QB... Kyle Trask, Florida
 RB... Kevin Harris, South Carolina
 RB... Larry Rountree, Missouri
 AP... Jerriion Ealy, Ole Miss

DEFENSE - SECOND TEAM

DL... Big Kat Bryant, Auburn
 DL... Jordan Davis, Georgia
 DL... Dayo Odeyingbo, Vanderbilt
 DL... Ali Gaye, LSU
 LB... Azeze Ojulari, Georgia
 LB... Bumper Pool, Arkansas
 LB... Christopher Allen, Alabama
 DB... Eric Stokes, Georgia
 DB... Malachi Moore, Alabama
 DB... Jalen Catalon, Arkansas
 DB... Jaycee Horn, South Carolina

SPECIALISTS - SECOND TEAM

PK... Anders Carlson, Auburn
 P... Zach Von Rosenberg, LSU
 RS... Jaylen Waddle, Alabama

2021

OFFENSE - FIRST TEAM

TE... Brock Bowers, Georgia
 OL... Darian Kinnard, Kentucky
 OL... Evan Neal, Alabama
 OL... Kenyon Green, Texas A&M
 OL... Charles Cross, Mississippi State
 C... Luke Fortner, Kentucky
 WR... Jameson Williams, Alabama
 WR... Treylon Burks, Arkansas
 QB... Bryce Young, Alabama
 RB... Tyler Badie, Missouri
 RB... Brian Robinson Jr., Alabama
 AP... Velus Jones Jr., Tennessee

DEFENSE - FIRST TEAM

DL... Jordan Davis, Georgia
 DL... Sam Williams, Ole Miss
 DL... DeMarvin Leal, Texas A&M
 DL... Devonte Wyatt, Georgia
 LB... Will Anderson Jr., Alabama
 LB... Nakobe Dean, Georgia
 LB... Damone Clark, LSU
 DB... Roger McCreary, Auburn
 DB... Jordan Battle, Alabama
 DB... Jaylan Foster, South Carolina
 DB... Montaric Brown, Arkansas

SPECIALISTS - FIRST TEAM

PK... Harrison Mevis, Missouri
 P... Jake Camarda, Georgia
 RS... Velus Jones Jr., Tennessee

OFFENSE - SECOND TEAM

TE... Jalen Wydermyer, Texas A&M
 OL... Jamaree Salyer, Georgia
 OL... Ed Ingram, LSU
 OL... Cade Mays, Tennessee
 OL... Justin Shaffer, Georgia
 C... Michael Maietti, Missouri
 WR... John Metchie III, Alabama
 WR... Van Dale Robinson, Kentucky
 QB... Matt Corral, Ole Miss
 RB... Chris Rodriguez Jr., Kentucky
 RB... Isaiah Spiller, Texas A&M
 AP... Jerriion Ealy, Ole Miss

DEFENSE - SECOND TEAM

DL... Phidarian Mathis, Alabama
 DL... Derick Hall, Auburn
 DL... Josh Paschal, Kentucky
 DL... Jalen Carter, Georgia
 LB... Henry To'oTo'o, Alabama
 LB... Bumper Pool, Arkansas
 LB... Zakoby McClain, Auburn
 DB... Derion Kendrick, Georgia
 DB... Theo Jackson, Tennessee
 DB... Jalyn Armour-Davis, Alabama
 DB... Lewis Cine, Georgia
 DB... Emmanuel Forbes, Mississippi State

SPECIALISTS - SECOND TEAM

PK... Cade York, LSU
 P... Nik Constantinou, Texas A&M
 RS... Jameson Williams, Alabama

2022

OFFENSE - FIRST TEAM

TE... Brock Bowers, Georgia
 OL... O'Cyrrus Torrence, Florida
 OL... Warren McClendon, Georgia
 OL... Darnell Wright, Tennessee
 OL... Emil Eikyor Jr., Alabama
 C... Ricky Stromberg, Arkansas
 WR... Jalin Hyatt, Tennessee
 WR... Antwane Wells, South Carolina
 QB... Hendon Hooker, Tennessee
 RB... Quinshon Judkins, Ole Miss
 RB... Devon Achane, Texas A&M
 AP... Devon Achane, Texas A&M

DEFENSE - FIRST TEAM

DL... Jalen Carter, Georgia
 DL... Derick Hall, Auburn
 DL... BJ Ojulari, LSU
 LB... Byron Young, Tennessee
 LB... Will Anderson Jr., Alabama
 LB... Drew Sanders, Arkansas
 LB... Henry To'oTo'o, Alabama
 DB... Emmanuel Forbes, Mississippi State
 DB... Chris Smith, Georgia
 DB... Kool-Aid McKinstry, Alabama
 DB... Jordan Battle, Alabama

SPECIALISTS - FIRST TEAM

PK... Jack Podlesny, Georgia
 P... Kai Kroeger, South Carolina
 RS... Tulu Griffin, Mississippi State
 KOS... Jake Bates, Arkansas*
 KOS... Jack Podlesny, Georgia*
 LS... Wesley Schelling, Vanderbilt

OFFENSE - SECOND TEAM

TE... Darnell Washington, Georgia
 OL... Nick Broeker, Ole Miss
 OL... Javion Cohen, Alabama
 OL... Tyler Steen, Alabama
 OL... Jovajohn Gwyn, South Carolina*
 OL... Will Campbell, LSU*
 C... Sedrick Van Pran, Georgia
 WR... Ladd McConkey, Georgia
 WR... Jonathan Mingo, Ole Miss*
 WR... Dominic Lovett, Missouri*
 QB... Stetson Bennett, Georgia
 RB... Raheim Sanders, Arkansas
 RB... Jahmyr Gibbs, Alabama
 AP... Jahmyr Gibbs, Alabama

DEFENSE - SECOND TEAM

DL... Isaiah McGuire, Missouri
 DL... Mekhi Wingo, LSU
 DL... Nazir Stackhouse, Georgia
 DL... Tyrus Wheat, Mississippi State
 LB... Harold Perkins, LSU
 LB... Bumper Pool, Arkansas
 LB... Nathaniel Watson, Mississippi State
 DB... Antonio Johnson, Texas A&M
 DB... Kelee Ringo, Georgia
 DB... Keidron Smith, Kentucky
 DB... Dwight McGlothern, Arkansas

SPECIALISTS - SECOND TEAM

PK... Will Reichard, Alabama
 P... Nik Constantinou, Texas A&M
 RS... Kool-Aid McKinstry, Alabama
 KOS... Will Reichard, Alabama
 LS... William Mote, Georgia*
 LS... Hunter Rogers, South Carolina*

2023

OFFENSE - FIRST TEAM

TE... Brock Bowers, Georgia
 OL... JC Latham, Alabama*
 OL... Javon Foster, Missouri
 OL... Will Campbell, LSU
 OL... Tate Ratledge, Georgia
 C... Sedrick Van Pran, Georgia
 WR... Malik Nabers, LSU
 WR... Luther Daniels III, Missouri
 QB... Jayden Daniels, LSU
 RB... Cody Schrader, Missouri
 RB... Quinshon Judkins, Ole Miss

AP... Ainius Smith, Texas A&M

DEFENSE - FIRST TEAM

DL... Darius Robinson, Missouri
 DL... James Pearce Jr., Tennessee
 DL... Justin Eboigbe, Alabama
 DL... Landon Jackson, Arkansas
 LB... Edgerrin Cooper, Texas A&M
 LB... Dallas Turner, Alabama
 LB... Nathaniel Watson, Mississippi State
 DB... Kool-Aid McKinstry, Alabama
 DB... Malaki Starks, Georgia
 DB... Kris Abrams-Draine, Missouri
 DB... Caleb Downs, Alabama*
 DB... Terrion Arnold, Alabama*

SPECIALISTS - FIRST TEAM

PK... Will Reichard, Alabama
 P... Matthew Hayball, Vanderbilt
 RS... Ainius Smith, Texas A&M
 KOS... Cam Little, Arkansas
 LS... Hunter Rogers, South Carolina*
 LS... Kneeland Flibbitt, Alabama*

OFFENSE - SECOND TEAM

TE... Caden Prieskorn, Ole Miss*
 TE... Trey Knox, South Carolina*
 TE... Rivaldo Fairweather, Auburn*
 OL... Tyler Booker, Alabama
 OL... Xavier Truss, Georgia
 OL... Emery Jones, LSU
 OL... Layden Robinson, Texas A&M
 C... Eli Cox, Kentucky
 WR... Brian Thomas, LSU
 WR... Xavier Legette, South Carolina
 QB... Carson Beck, Georgia
 RB... Ray Davis, Kentucky
 RB... Jarquez Hunter, Auburn
 AP... Barion Brown, Kentucky

DEFENSE - SECOND TEAM

DL... Mykel Williams, Georgia
 DL... Nazir Stackhouse, Georgia
 DL... Princely Umanmielen, Florida
 DL... Shemar Turner, Texas A&M
 LB... Harold Perkins, LSU
 LB... Smael Mondon, Georgia
 LB... Ty'Ron Hopper, Missouri
 DB... Maxwell Hairston, Kentucky
 DB... Jaylin Simpson, Auburn
 DB... Tykee Smith, Georgia
 DB... Kamari Lassiter, Georgia

SPECIALISTS - SECOND TEAM

PK... Harrison Mevis, Missouri
 P... James Burnip, Alabama*
 P... Max Fletcher, Arkansas*
 RS... Barion Brown, Kentucky
 KOS... Will Reichard, Alabama
 LS... Wesley Schelling, Vanderbilt

*Ties



HONORS & ACCOLADES

SEC ALL-FRESHMAN TEAMS

[Selected by Knoxville News-Sentinel (1986-98); SEC Coaches (1999-)]

1986 OFFENSE

*QB... Tommy Hodson, LSU
RB... Harvey Williams, LSU
RB... Octavius Gould, Florida
RB... James Joseph, Auburn
REC... Terrence Cleveland, Tennessee
REC... Willie Green, Ole Miss
RC... Mike Zuga, Alabama
OL... Andy Anderson, Alabama
OL... John Hudson, Auburn
OL... Burr Seaver, Vanderbilt
PK... David Brownlyke, LSU
RS... T.D. Woods, Tennessee

DEFENSE

DL... Demond Winston, Vanderbilt
DL... Andy Dotson, Georgia
DL... Darryl Smith, Ole Miss
DL... Vic Adams, Kentucky
LB... Vantriese Davis, Alabama
LB... Pat Moore, Florida
LB... Jesse Anderson, Miss. State
LB... Milton Gordon, Tennessee
DB... Don Price, Ole Miss
DB... Asa Bennett, Miss. State
DB... Torrey Price, Vanderbilt
DB... Ron Robinson, Kentucky
P... Tommy Parks, Miss. State
* - Freshman of the Year

1987 OFFENSE

WR... Ernie Mills, Florida
WR... Alvin Harper, Tennessee
OL... Tony Robertson, Miss. State
OL... Roger Shultz, Alabama
OL... Dawson Pruett, Ole Miss
OL... Terrill Chatman, Alabama
OL... Robbin Perry, Tennessee
QB... Jeff Dunn, Alabama
*RB... Emmitt Smith, Florida
RB... Reggie Cobb, Tennessee
RB... Rodney Hampton, Georgia
PK... Phillip Doyle, Alabama

DEFENSE

DL... Charles McRae, Tennessee
DL... Cedric Moore, Vanderbilt
DL... Robert Lenoir, Alabama
DL... Robert Young, Miss. State
LB... Robert Stewart, Alabama
LB... Mark Murray, Florida
LB... Huey Richardson, Florida
DB... Todd Sandroni, Ole Miss
DB... Kelly Davis, Tennessee
DB... Chris Tolbert, Kentucky
DB... Eddie Myles, Miss. State
P... Charles Childers, Ole Miss
* - Freshman of the Year

1988 OFFENSE

WR... Arthur Marshall, Georgia
WR... Shayne Wasden, Auburn
OL... Greg Lahr, Kentucky
OL... Kenny Stewart, Miss. State
OL... Bobby Craycraft, Vanderbilt
OL... John Fisher, Tennessee
OL... Ed King, Auburn
QB... Kyle Morris, Florida
RB... Willie McClendon, Florida
RB... Kevin Turner, Alabama
RB... Henry Love, Auburn
P... Mike Riley, Miss. State

DEFENSE

DL... Jerry Bell, Kentucky
DL... Rod Keith, Vanderbilt
DL... Shazzon Bradley, Tennessee
LB... Tim Paulk, Florida
LB... Earnest Fields, Tennessee
LB... Melvin Hawkins, Miss. State
LB... Anthony Judge, Auburn
DB... Chuck Carswell, Georgia
DB... Bill Fitzpatrick, Vanderbilt
DB... Chauncey Godwin, Ole Miss
DB... Charles Gardner, Alabama
PK... Chip McCallum, Tennessee
RS... Vince Fuller, LSU

1989 OFFENSE

WR... Clarence Sevillian, Vanderbilt
WR... Kurt Johnson, Kentucky
OL... Jack Swan, Georgia
OL... John James, Miss. State
OL... Byron Jordan, Miss. State
OL... Everett Lindsay, Ole Miss
OL... Chuck Bradley, Kentucky
QB... Donald Douglas, Florida
QB... Chuck Webb, Tennessee
RB... Kenny Roberts, Miss. State
RB... Darrell Williams, Auburn
PK... Brian Lee, Ole Miss

RS... Tony James, Miss. State

DEFENSE

DL... George Brown, Georgia
DL... Rodney Stowers, Miss. State
DL... Mike Gandolfo, Vanderbilt
LB... Marc Woodard, Miss. State
LB... Alan Young, Vanderbilt
LB... Nigel Vomfiess, LSU
DB... David Watkins, LSU
DB... Chris Donnelly, Vanderbilt
DB... Carl Pickens, Tennessee
DB... Mike Jones, Georgia
DB... Will White, Florida
P... David Lawrence, Vanderbilt

1990 OFFENSE

WR... Andre Hastings, Georgia
WR... Marcus Carter, LSU
TE... Shannon Mitchell, Georgia
OL... Anthony Redmon, Auburn
OL... Kevin Mawae, LSU
OL... Clint Conlee, Ole Miss
OL... Shea Bell, Miss. State
OL... Matt Hammond, Alabama
QB... Stan White, Auburn
*RB... Garrison Hearst, Georgia
RB... Errict Rhett, Florida
FB... Terry Samuels, Kentucky
RS... Chris Anderson, Alabama

DEFENSE

DL... Willie Jennings, Georgia
DL... Bernard Williams, Georgia
DL... Jeremy Nunley, Alabama
*LB... James Willis, Auburn
LB... Roovelroe Swan, LSU
LB... Shelton Quarles, Vanderbilt
LB... Ed Robinson, Florida
DB... Anthony Marshall, LSU
DB... Ralph Thompson, Georgia
DB... Robert Davis, Vanderbilt
DB... Aaron Smith, Vanderbilt
P... Joey Chapman, Tennessee
* - Freshman of the Year (Offense)
- Freshman of the Year (Defense)

1991 OFFENSE

WR... David Palmer, Alabama
WR... Aubrey Hill, Florida
OL... Jon Stevenson, Alabama
OL... Steve Roberts, Georgia
OL... Mark Askin, Kentucky
OL... Richard Saenz, Vanderbilt
*QB... Eric Zeter, Georgia
RB... James Stewart, Tennessee
RB... Aaron Hayden, Tennessee
RB... Joe Frazier, Auburn
FB... Michael Davis, Miss. State
PK... John Becksvort, Tennessee
RS... Thomas Bailey, Auburn

DEFENSE

DL... William Crowell, LSU
DL... Damon Betz, Kentucky
DL... Ellis Johnson, Florida
DL... Kevin Carter, Florida
LB... Michael Rogers, Alabama
LB... Damon Ward, Georgia
DB... Melvin Johnson, Kentucky
DB... Ivory Hilliard, LSU
DB... Rodney Young, LSU
DB... Fred Smith, Auburn
DB... Larry Kennedy, Florida
P... Shayne Edge, Florida
* - Freshman of the Year

1992 OFFENSE

WR... Jack Jackson, Florida
OL... Jeff Smith, Tennessee
OL... Bubba Miller, Tennessee
OL... Reggie Green, Florida
OL... Owen Neil, Vanderbilt
*QB... Steve Tanevhill, S. Carolina
RB... Cliff Deese, Vanderbilt
RB... Oscar Malone, Arkansas
FB... Royce Love, Vanderbilt
PK... Michael Proctor, Alabama
PRS... Shawn Summers, Tennessee
KORS... David Butler, LSU

DEFENSE

DL... Johnnie Church, Florida
DL... Eric Sullivan, S. Carolina
DL... Jeff Kaiser, Georgia
DL... David Barnard, Florida
OLB... Ben Hanks, Florida
OLB... James Gillyard, LSU
*ILB... Randall Godfrey, Georgia
ILB... Anthony Harris, Auburn
DB... Michael Lowery, Ole Miss
DB... Jason Parker, Tennessee

DB... David Sardon, Kentucky
* - Freshman of the Year (Offense)
- Freshman of the Year (Defense)

1993 OFFENSE

WR... Ta' Boris Fisher, Ole Miss
WR... Jay Kent, Kentucky
WR... Kenny Causey, Miss. State
OL... Willie Anderson, Auburn
OL... John Harrison, S. Carolina
OL... Ben Bordelon, LSU
OL... Adam Meadows, Georgia
C... Don Struebing, Arkansas
*QB... Danny Wuerffel, Florida
RB... Moe Williams, Kentucky
ATH... Eddie Kennison, LSU

DEFENSE

DL... Leland Taylor, Tennessee
DL... Cameron Davis, Florida
DL... Walter Rouse, Georgia
LB... Mike Calais, LSU
LB... Darren Hambrick, Florida
LB... Dwayne Curry, Miss. State
LB... Mark Smith, Arkansas
DB... Lawrence Wright, Florida
DB... Anthonie Lott, Florida
DB... Raymond Rust, Tennessee
DB... Eric Vance, Vanderbilt
Sp. Teams
... Terry Cousin, S. Carolina
PK... Reed Morton, S. Carolina
* - Freshman of the Year

1994 OFFENSE

OL... John Schlarman, Kentucky
OL... Victor Riley, Auburn
OL... Adam Perry, LSU
OL... Robert Poole, Tennessee
OL... Will Jacobs, Vanderbilt
C... Paul Beckwith, S. Carolina
WR... Reidel Anthony, Florida
WR... Ike Hilliard, Florida
*QB... Peyton Manning, Tennessee
RB... Fred Taylor, Florida
RB... Elijah Williams, Florida
RB... Hines Ward, Georgia

DEFENSE

DL... Travis Stroud, Georgia
DL... David Carmona, LSU
DL... James Greir, Miss. State
DL... Jay Stallworth, Vanderbilt
LB... Chad Hudson, Kentucky
LB... Dewayne Rudo, Alabama
LB... Nate Wayne, Ole Miss
LB... Conley Earls, Miss. State
LB... Greg Bright, Georgia
DB... DeShea Townsend, Alabama
DB... Ken Alvis, Auburn
DB... Mike Harris, Florida
DB... Terry Fair, Tennessee
DB... Ben Washington, S. Carolina
DB... Corey Chavous, Vanderbilt
DB... Matt Anderson, Vanderbilt
RS... Kio Sanford, Kentucky
P... Matt Wait, Arkansas
* - Freshman of the Year

1995 OFFENSE

WR... Zola Davis, South Carolina
WR... Jacques Green, Florida
WR... Anthony Lucas, Arkansas
WR... Craig Yeast, Kentucky
OL... Jamar Nesbitt, South Carolina
OL... Mo Collins, Florida
OL... Alan Faneca, LSU
OL... Jonas Liening, Kentucky
OL... Russ Brown, Arkansas
QB... Herbert Tyler, LSU
*RB... Kevin Faulk, LSU
RB... Torin Kirtsey, Georgia
RB... Terry Jackson, Florida
RB... Kendall Cleveland, LSU

DEFENSE

*DL... Anthony McFarland, LSU
DL... Jimmy Brumbaugh, Auburn
DL... Marvin Major, Kentucky
DL... Ron Green, Tennessee
DL... Chris Hood, Alabama
LB... Takeo Spikes, Auburn
LB... Johnny Rutledge, Florida
LB... Mike Peterson, Florida
*DB... Martavius Houston, Auburn
DB... Armin Love, Georgia
DB... Fernando Bryant, Alabama
DB... Arturo Freeman, South Carolina
PK... Jeff Hall, Tennessee
KR... Robert Baker, Auburn
* - Co-Freshman of the Year

1996 OFFENSE

WR... Todd Yoder, Vanderbilt
WR... Larry Foster, LSU
TE... Chad Spencer, Kentucky
OL... Spencer Riley, Tennessee
OL... David De La Peralle, Kentucky
OL... Ryan Kalich, Florida
OL... Chris Samuels, Alabama
OL... Jeno James, Auburn
RB... *Derick Logan, Kentucky
RB... Rondell Mealey, LSU
RB... Shaun Alexander, Alabama
QB... Matt Wyatt, Miss. State
P... Courtney Leavitt, South Carolina
PK... Hap Hines, Georgia

DEFENSE

DL... Theo Williams, LSU
DL... Billy Ratliff, Tennessee
DL... George Massey, Kentucky
DL... Reggie McGrew, Florida
DL... D.J. Cooper, Arkansas
LB... Devon Kearse, Florida
LB... Armetis Spearman, Ole Miss
LB... Charles Smith, LSU
DB... *Mark Roman, LSU
DB... Tim Strickland, Ole Miss
DB... Brad Ware, Auburn
DB... Champ Bailey, Georgia
DB... Ronnie Heard, Ole Miss
DB... Kendall Roberson, Miss. State
* - Freshman of the Year

1997 OFFENSE

WR... Abram Booty, LSU
WR... Jermale Kelly, South Carolina
OL... Terrence Metcalf, Ole Miss
OL... Paul Hogan, Alabama
OL... Trey Lantieri, LSU
OL... Corey Coleman, Tennessee
OL... Zac Zedalis, Florida
RB... *Jamal Lewis, Tennessee
RB... Derek Homer, Kentucky
RB... Jimmy Williams, Vanderbilt
RB... Jared McGrath, Vanderbilt
QB... Victor Penn, South Carolina
P... Reagan King, Ole Miss
PK... Seth Hanson, Kentucky

DEFENSE

DL... Derrick Burgess, Ole Miss
DL... Kenny Smith, Alabama
DL... Ryan Aulds, Vanderbilt
DL... Marcus Stroud, Georgia
LB... Travis Carror, Auburn
LB... Randy Garner, Arkansas
LB... Quentin Caver, Arkansas
DB... Marcus Spencer, Alabama
DB... Rob Pate, Auburn
DB... Willie Gary, Kentucky
DB... Larry Casher, Auburn
* - Freshman of the Year

1998 OFFENSE

WR... Reggie Robinson, LSU
WR... NeZih Hasanoglu, Vanderbilt
OL... Kevin Rivers, South Carolina
OL... Matt Brown, Kentucky
OL... Phillip Jones, South Carolina
OL... Kevyatta Walker, Florida
OL... Melvin Paige, South Carolina
RB... Dizenzo Miller, Miss. State
RB... Robert Gillespie, Florida
QB... *Quincy Carter, Georgia
P... David Wasielewski, Florida
PK... Christian Chauvin, LSU
ATH... Freddie Milons, Alabama

DEFENSE

DL... Kindal Moorehead, Alabama
DL... Jarvis Green, LSU
DL... Doyle Crosby, Vanderbilt
DL... Carlos Hall, Arkansas
LB... Eddie Strong, Ole Miss
LB... Jamie Winborn, Vanderbilt
LB... James Carter, Auburn
DB... Reggie Myles, Alabama
DB... Orlando Green, Arkansas
DB... Bennie Alexander, Florida
DB... David Johnson, Kentucky
* - Freshman of the Year

1999 OFFENSE

WR... *Ronney Daniels, Auburn
WR... Terrence Edwards, Georgia
TE... Randy McMichael, Georgia
OL... Mike Pearson, Florida
OL... Kevin Breedlove, Georgia
OL... Dante Ellington, Alabama
OL... Jon Stinchcomb, Georgia
C... Ben Claxton, Ole Miss

HONORS & ACCOLADES

RB... Cedric Cobbs, Arkansas
 RB... Earnest Graham, Florida
 OB... Tyler Watts, Alabama
 PK... John Corbello, LSU

DEFENSE

DL... Kenny King, Alabama
 DL... Charles Grant, Georgia
 DL... Albert Haynesworth, Tennessee
 LB... Saleem Rasheed, Alabama
 LB... Marvin Constant, Alabama
 LB... Bradie James, LSU
 LB... Jeremy Lawrence, LSU
 DB... Rashad Faison, South Carolina
 DB... Rushen Jones, Vanderbilt
 DB... Daryl Dixon, Florida
 DB... Todd Johnson, Florida
 P... Richie Butler, Arkansas
 * - Freshman of the Year

2000 OFFENSE

WR... Jabar Gaffney, Florida*
 WR... Derek Abney, Kentucky
 WR... Richard Smith, Arkansas
 TE... Robert Johnson, Auburn
 OL... Michael Munoz, Tennessee
 OL... Antonio Hall, Kentucky
 OL... Travele Wharton, South Carolina
 OL... Rodney Reed, LSU
 C... Scott Wells, Tennessee
 QB... Rex Grossman, Florida
 RB... LaBrandon Toefield, LSU
 RB... Chad Scott, Kentucky
 PK... Billy Bennett, Georgia

DEFENSE

DL... DeMarco McNeil, Auburn
 DL... DeWayne Robertson, Kentucky
 DL... Clint Mitchell, Florida
 LB... Jason Clark, Miss. State
 LB... Caleb Miller, Arkansas
 LB... Dontarrious Thomas, Auburn
 LB... Travis Harris, Florida
 DB... Ken Hamlin, Arkansas
 DB... Rashad Baker, Tennessee
 DB... Deandre Eiland, S. Carolina
 DB... Roshard Gilyard, Auburn
 P... Donnie Jones, LSU
 * - Freshman of the Year

2001 OFFENSE

WR... Kelley Washington, Tennessee
 WR... Fred Gibson, Georgia
 TE... Marcus Spears, LSU
 OL... Ben Wilkerson, LSU
 OL... Shawn Andrews, Arkansas
 OL... Wesley Britt, Alabama
 OL... Justin Smiley, Alabama
 OL... Justin Geisinger, Vanderbilt
 QB... David Greene, Georgia*
 RB... Carnell Williams, Auburn
 RB... Ronnie Brown, Auburn
 PK... Jonathan Nichols, Ole Miss

DEFENSE

DL... Ellery Moore, Kentucky
 DL... David Pollack, Kentucky
 DL... Ronald Fields, Miss. State
 LB... Pat Brunner, Vanderbilt
 LB... Jeb Huckeba, Arkansas
 LB... Brian Lester, Ole Miss
 LB... Rob Robertson, Ole Miss
 DB... Carlos Rogers, Auburn
 DB... Ahmad Carroll, Arkansas
 DB... Lorenzo Parker, Vanderbilt
 DB... Eric Oliver, Ole Miss
 P... Dustin Colquitt, Tennessee
 * - Freshman of the Year

2002 OFFENSE

WR... Troy Williamson, South Carolina
 WR... Mike Espy, Ole Miss
 TE... Cooper Wallace, Auburn
 OL... Marcus McNeil, Auburn
 OL... Tre Stallings, Ole Miss
 OL... Mac Pyle, Vanderbilt
 OL... Andrew Whitworth, LSU
 C... Mike Deery, Florida
 QB... Jay Cutler, Vanderbilt
 RB... Joseph Addai, LSU
 RB... Kwane Doster, Vanderbilt*

DEFENSE

DL... Moe Thompson, South Carolina
 DL... Darrius Swain, Georgia
 DL... Deion Harris, Kentucky
 DL... McKinley Boykin, Ole Miss
 LB... Freddie Roach, Alabama
 LB... Lance Laury, South Carolina
 LB... Moses Osemwegie, Vanderbilt
 DB... Cameron Vaughn, LSU
 DB... Charlie Peprah, Alabama
 DB... Tim Jennings, Georgia
 DB... Travis Johnson, Ole Miss
 DB... Darren Williams, Miss. State

SPECIALISTS

P... Greg Johnson, Vanderbilt
 PK... Taylor Begley, Kentucky
 RS... Kwane Doster, Vanderbilt
 * - Freshman of the Year

2003 OFFENSE

WR... Courtney Taylor, Auburn
 WR... Marlon White, Vanderbilt
 TE... Keith Zinger, LSU
 OL... Donovan Davis, Miss. State
 OL... Daniel Inman, Georgia
 OL... Arron Sears, Tennessee
 OL... Brian Stamper, Vanderbilt
 OL... Tom Sorenson, Vanderbilt
 QB... Chris Leak, Florida*
 RB... Demetris Summers, S. Carolina
 RB... Michael Cooper, Georgia

DEFENSE

DL... Ray McDonald, Florida
 DL... Quentin Moses, Georgia
 DL... Lamar Mills, Kentucky
 LB... Channing Crowder, Florida
 LB... Earl Everett, Florida
 LB... Juwan Garth, Alabama
 LB... Durrell White, Kentucky
 DB... Will Herring, Auburn
 DB... Corey Campbell, Tennessee
 DB... LaRon Lancy, LSU
 DB... Quinton Culberson, Miss. State

SPECIALISTS

P... Eric Wilbur, Florida
 PK... James Wilhoit, Tennessee
 * - Freshman of the Year

2004 OFFENSE

WR... Marcus Monk, Arkansas
 WR... Early Doucet, LSU
 TE... Eric Butler, Miss. State
 OL... Will Arnold, LSU
 OL... Robert Felton, Arkansas
 OL... Matt Gilbow, Arkansas
 OL... Chester Adams, Georgia
 C... Hamilton Holliday, Vanderbilt
 QB... Erik Ainge, Tennessee
 RB... Thomas Brown, Georgia
 RB... Danny Ware, Georgia

DEFENSE

DL... Quentin Groves, Auburn
 DL... Stanley McClover, Auburn
 DL... Wallace Gilberry, Alabama
 DL... Corey Clark, Miss. State
 LB... Brandon Siler, Florida
 LB... Titus Brown, Miss. State
 LB... Wesley Woodyard, Kentucky
 LB... Jonathan Goff, Vanderbilt
 LB... Garry Pack, Ole Miss
 DB... Roshawn Fellows, Tennessee
 DB... Ko Simpson, South Carolina
 DB... Jonathan Heiney, Tennessee
 DB... Mario Bobo, Miss. State

SPECIALISTS

P... Jeremy Davis, Arkansas
 PK... Andy Bailey, Georgia
 RS... Jonathan Lowe, Miss. State
 * - Freshman of the Year

2005 OFFENSE

WR... Earl Bennett, Vanderbilt
 WR... Sidney Rice, South Carolina
 TE... Nick Walker, Alabama
 OL... Jonathan Luigs, Arkansas
 OL... B.J. Stabler, Alabama
 OL... Ramon Foster, Tennessee
 OL... Antoine Caldwell, Alabama
 OL... Michael Oher, Ole Miss
 QB... Casey Dick, Arkansas
 *RB... Darren McFadden, Arkansas
 RB... Arian Foster, Tennessee

DEFENSE

DL... Bobby Greenwood, Alabama
 DL... Dakota Walker, South Carolina
 DL... Jeff Owens, Georgia
 DL... Tyson Jackson, LSU
 LB... Freddie Fairchild, Arkansas
 LB... Braxton Kelley, Kentucky
 LB... Jamar Chaney, Miss. State
 DB... Anthony Littlejohn, Miss. State
 DB... Reshard Langford, Vanderbilt
 DB... Jamarca Sanford, Ole Miss
 DB... Shomari Moore, Kentucky
 DB... David Jones, Kentucky
 DB... Derek Pegues, Miss. State

SPECIALISTS

P... Bryant Hahnfeldt, Vanderbilt
 PK... Blake McAdams, Miss. State
 RS... Felix Jones, Arkansas
 * - Freshman of the Year

2006 OFFENSE

TE... Ben Cleveland, Arkansas
 OL... Andre Smith, Alabama
 OL... Ciron Black, LSU
 OL... John Jerry, Ole Miss
 OL... Justin Jeffries, Kentucky
 OL... Craig Jenkins, Miss. State
 C... Josh McNeil, Tennessee
 *WR... Percy Harvin, Florida
 WR... Brandon LaFell, LSU
 WR... Damian Williams, Arkansas
 QB... Matthew Stafford, Georgia
 QB... Tim Tebow, Florida
 RB... LaMarcus Coker, Tennessee
 RB... Anthony Dixon, Miss. State

DEFENSE

DL... Ricky Jean-Francois, LSU
 DL... Sen Derrick Marks, Auburn
 DL... Kade Weston, Georgia
 LB... Prince Hall, Alabama
 LB... Rodney Paulk, South Carolina
 LB... Micah Johnson, Kentucky
 LB... Rico McCoy, Tennessee
 LB... Wendell Davis, Arkansas
 LB... Jamon Hughes, Miss. State
 DB... Trevard Lindley, Kentucky
 DB... Emanuel Cook, South Carolina
 DB... D.J. Moore, Vanderbilt
 DB... Aairon Savage, Auburn
 DB... Jerrou Poweers, Auburn

SPECIALISTS

P... P.J. Fitzgerald, Alabama
 PK... Lones Seiber, Kentucky
 PK... Joshua Shene, Ole Miss
 RS... Brandon James, Florida
 * - Freshman of the Year

2007 OFFENSE

TE... D.J. Williams, Arkansas
 OL... Ryan Pugh, Auburn
 OL... Trinton Sturdivant, Georgia
 OL... Lee Ziemba, Auburn
 OL... Clint Boling, Georgia
 OL... Maurice Pouncey, Florida
 OL... Chaz Ramsey, Auburn
 WR... Terrance Toliver, LSU
 WR... Denarius Moore, Tennessee
 QB... Wesley Carroll, Mississippi State
 RB... Knowshon Moreno, Georgia
 RB... Terry Grant, Alabama

DEFENSE

DL... Ladi Ajiboye, South Carolina
 DL... Damarion Ambrose, Arkansas
 DL... Antoine Carter, Auburn
 LB... Rolando McClain, Alabama
 LB... Freddy Burton, Arkansas
 LB... Cliff Matthews, South Carolina
 LB... A.J. Jones, Florida
 DB... Eric Berry, Tennessee
 DB... Joe Haden, Florida
 DB... Major Wright, Florida
 DB... Zac Etheridge, Auburn
 DB... Kareem Jackson, Alabama
 DB... Chad Jones, LSU

SPECIALISTS

PK... Daniel Lincoln, Tennessee
 PK... Alex Tejada, Arkansas
 P... Ryan Shoemaker, Auburn
 RS... Chad Jones, LSU
 * - Freshman of the Year

2008 OFFENSE

TE... Brandon Barden, Vanderbilt
 OL... Justin Anderson, Georgia
 OL... Cordy Glenn, Georgia
 OL... John Michael Boswell, Alabama
 OL... Grant Cook, Arkansas
 OL... Kyle Fischer, Vanderbilt
 OL... Quentin Sautsberry, Miss. State
 C... Ben Jones, Georgia
 WR... *A.J. Green, Georgia
 WR... Julio Jones, Alabama
 QB... Randall Cobb, Kentucky
 RB... Mark Ingram, Alabama
 RB... Jeffery Demps, Florida
 RB... Chris Rainey, Florida

DEFENSE

DL... Jake Bequette, Arkansas
 DL... T.J. Greenstone, Vanderbilt
 DL... Zach Stadthir, Arkansas
 DL... DeAngelo Iyson, Georgia
 LB... Chris Marve, Vanderbilt
 LB... Dont'a Hightower, Alabama
 LB... Erry Franklin, Arkansas
 LB... Spencer Pybus, Auburn
 LB... Daryl Vereen, Tennessee
 DB... Janoris Jenkins, Florida
 DB... Will Hill, Florida
 DB... Charles Mitchell, Miss. State
 DB... Neiko Thorpe, Auburn

SPECIALISTS

PK... Blair Walsh, Georgia
 RS... Dennis Johnson, Arkansas
 * - Freshman of the Year

2009 OFFENSE

TE... Orson Charles, Georgia
 OL... Barrett Jones, Alabama
 OL... Aaron Douglas, Tennessee
 OL... Xavier Nixon, Florida
 OL... Ryan Seymour, Vanderbilt
 OL... Larry Warford, Kentucky
 OL... T.J. Johnson, South Carolina
 WR... Alshon Jeffery, South Carolina
 WR... Chad Bumphis, Mississippi State
 QB... Morgan Newton, Kentucky
 RB... Trent Richardson, Alabama
 RB... *Warren Norman, Vanderbilt

DEFENSE

DL... Devin Taylor, South Carolina
 DL... Tenarius Wright, Arkansas
 DL... Fletcher Cox, Mississippi State
 DL... Montez Robinson, Georgia
 DL... Omar Hunter, Florida
 LB... Nico Johnson, Alabama
 LB... D.T. Shackelford, Ole Miss
 LB... Hermanathers, Tennessee
 DB... Jonathan Bates, Miss. State
 DB... Corey Broomfield, Miss. State
 DB... Daren Bates, Auburn
 DB... Stephon Gilmore, S. Carolina

SPECIALISTS

PK... Ryan Fowler, Vanderbilt
 P... Tyler Campbell, Ole Miss
 RS... *Warren Norman, Vanderbilt
 * - Freshman of the Year

2010 OFFENSE

TE... Jordan Aumiller, Kentucky
 OL... Javuan James, Tennessee
 OL... D.J. Fluker, Alabama
 OL... Wesley Johnson, Vanderbilt
 OL... Wesley Byler, Arkansas
 OL... Gabe Jackson, Mississippi State
 C... Travis Swanson, Arkansas
 WR... Ace Sanders, South Carolina
 WR... Justin Hunter, Tennessee
 QB... Aaron Murray, Georgia
 RB... *Marcus Lattimore, S. Carolina
 RB... Mike Dyer, Auburn
 AP... Trey Burton, Florida

DEFENSE

DL... Jacques Smith, Tennessee
 DL... Barkevious Mingo, LSU
 DL... Sharif Floyd, Florida
 DL... Byran Jones, Arkansas
 DL... Kwame Geathers, Georgia
 DL... Corey Lemontier, Auburn
 DL... *Walker May, Vanderbilt
 DL... Sam Montgomery, LSU
 LB... C.J. Mosley, Alabama
 LB... Jelani Jenkins, Florida
 LB... *Ronald Powell, Florida
 LB... John Propst, Tennessee
 DB... Tyrann Mathieu, LSU
 DB... Nickoe Whitley, Mississippi State
 DB... Kenny Ladler, Vanderbilt
 DB... Dee Milliner, Alabama
 DB... Alec Ogletree, Georgia

SPECIAL TEAMS

PK... Zach Hocker, Arkansas
 P... Cody Mandell, Alabama
 RB... Andre DeBose, Florida
 * - Freshman of the Year

2011 OFFENSE

TE... Malcolm Johnson, Miss. State
 OL... A.J. Cann, South Carolina
 OL... Marcus Jackson, Tennessee
 OL... Cyrus Kouandjio, Alabama
 OL... Chaz Green, Florida
 C... Reese Dismukes, Auburn
 WR... Malcolm Mitchell, Georgia
 WR... Odell Beckham Jr., LSU
 QB... Maxwell Smith, Kentucky
 RB... Isaiah Crowell, Georgia
 RB... Kenny Hilliard, LSU
 AP... Bruce Ellington, South Carolina

DEFENSE

DL... *Jadeveon Clowney, S. Carolina
 DL... Trey Flowers, Arkansas
 DL... Anthony Johnson, LSU
 DL... Kaleb Fulls, Mississippi State
 LB... A.J. Johnson, Tennessee
 LB... Curt Maggitt, Tennessee
 LB... Serderius Bryant, Ole Miss
 DB... Brian Randolph, Tennessee
 DB... Vinnie Sunseri, Alabama
 DB... Pop Saunders, Florida
 DB... Tevin Mitchell, Arkansas



HONORS & ACCOLADES

SPECIAL TEAMS

K... James Hairston, LSU
 P... Brad Wing, LSU
 RS... Marquel Wade, Arkansas
 * - Freshman of the Year

2012 OFFENSE

TE... Jerrell Adams, South Carolina
 OL... John Theus, Georgia
 OL... D.J. Humphries, Florida
 OL... Brandon Shell, South Carolina
 OL... Vadal Alexander, LSU
 C... Ryan Kelly, Alabama
 WR... Amari Cooper, Alabama
 WR... Mike Evans, Texas A&M
 QB... *Johnny Manziel, Texas A&M
 RB... Todd Gurley, Georgia
 RB... T.J. Yeldon, Alabama
 AP... Trey Williams, Texas A&M

DEFENSE

DL... Dante Fowler, Florida
 DL... Jonathan Bullard, Florida
 DL... Issac Gross, Ole Miss
 DL... D.J. Pettway, Alabama
 LB... Denzel Nkemdiche, Ole Miss
 LB... Benardrick McKinney, Mississippi State
 LB... A.J. Turner, Arkansas
 LB... Otha Peters, Arkansas
 LB... Antonio Morrison, Florida
 DB... Jalen Collins, LSU
 DB... T.J. Gurley, South Carolina
 DB... Rohan Gaines, Arkansas
 DB... LaDarrell McNeil, Tennessee

SPECIAL TEAMS

PK... Andrew Baggett, Missouri
 P... Landon Foster, Kentucky
 RS... Trey Williams, Texas A&M
 * - Freshman of the Year

2013 OFFENSE

TE... Hunter Henry, Arkansas
 OL... Laremy Tunsil, Ole Miss
 OL... Andrew Jelks, Vanderbilt
 OL... Alex Kozan, Auburn
 OL... Denver Kirkland, Arkansas
 C... Jon Joth, Kentucky
 *WR... Laquan Treadwell, Ole Miss
 WR... Marquez North, Tennessee
 QB... Maty Mauk, Missouri
 RB... Alex Collins, Arkansas
 RB... Kelvin Taylor, Florida
 AP... Pharoh Cooper, South Carolina

DEFENSE

DL... Chris Jones, Mississippi State
 DL... A'Shawn Robinson, Alabama
 DL... Robert Nkemdiche, Ole Miss
 DL... Darius Philon, Arkansas
 LB... Darian Claiborne, Texas A&M
 LB... Leonard Floyd, Georgia
 LB... Skai Moore, South Carolina
 DB... Vernon Hargreaves, Florida
 DB... Tony Conner, Ole Miss
 DB... Tre'Davious White, LSU
 DB... Cameron Sutton, Tennessee

SPECIAL TEAMS

PK... Elliott Fry, South Carolina
 P... Johnny Townsend, Florida
 RS... Pharoh Cooper, South Carolina
 * - Freshman of the Year

2014 OFFENSE

TE... Jeb Blazevich, Georgia
 OL... Cam Robinson, Alabama
 OL... Jashon Robertson, Tennessee
 OL... Braden Smith, Auburn
 OL... Ramsey Meyers, Kentucky
 C... Frank Ragnow, Arkansas
 WR... Speedy Noil, Texas A&M
 WR... Malachi Dupre, LSU
 QB... Treon Harris, Florida
 *RB... Nick Chubb, Georgia
 RB... Leonard Fournette, LSU
 AP... Leonard Fournette, LSU

DEFENSE

DL... Myles Garrett, Texas A&M
 DL... Derek Barnett, Tennessee
 DL... Da'Shaun Hand, Alabama
 LB... Marquis Hayes, Ole Miss
 LB... Nigel Bowden, Vanderbilt
 LB... Lorenzo Carter, Georgia
 LB... J.T. Gray, Mississippi State
 DB... Jalen Tabor, Florida
 DB... Jamal Adams, LSU
 DB... Todd Kelly, Jr., Tennessee
 DB... Al Harris, Jr., South Carolina

SPECIAL TEAMS

PK... Austin MacGinnis, Kentucky
 P... JK Scott, Alabama
 RS... Speedy Noil, Texas A&M
 * - Freshman of the Year

2015 OFFENSE

TE... C.J. Conrad, Kentucky
 OL... William Clapp, LSU
 OL... Martez Ivey, Florida
 OL... Ross Pierschbacher, Alabama
 OL... Chance Hall, Tennessee
 C... Zach Bailey, South Carolina
 WR... Christian Kirk, Texas A&M
 WR... Calvin Ridley, Alabama
 QB... Kyler Murray, Texas A&M
 RB... Derrius Guice, LSU
 RB... Rawleigh Williams III, Arkansas
 *AP... Christian Kirk, Texas A&M

DEFENSE

DL... Arden Key, LSU
 DL... Terry Beckner, Missouri
 DL... Walter Brady, Missouri
 DL... Cece Jefferson, Florida
 LB... Dre Greenlaw, Arkansas
 LB... Gerri Green, Mississippi State
 LB... Darrin Kirkland Jr., Tennessee
 DB... Minkah Fitzpatrick, Alabama
 DB... Carlton Davis, Auburn
 DB... Marlon Humphrey, Alabama
 DB... Chris Westry, Kentucky

SPECIAL TEAMS

P... Corey Fatony, Missouri
 RS... Christian Kirk, Texas A&M
 * - Freshman of the Year

2016 OFFENSE

TE... Isaac Nauta, Georgia
 OL... Jonah Williams, Alabama
 OL... Jawaan Taylor, Florida
 OL... Greg Little, Ole Miss
 OL... Logan Stenberg, Kentucky
 C... Erik McCoy, Texas A&M
 WR... Dimitrios Mason, Missouri
 WR... Van Jefferson, Ole Miss
 QB... Jalen Hurts, Alabama*
 RB... Benny Snell Jr., Kentucky
 RB... Trayveon Williams, Texas A&M
 AP... Jonathan Johnson, Missouri

DEFENSE

DL... Jabari Zuniga, Florida
 DL... Marlon Davidson, Auburn
 DL... Ed Alexander, LSU
 DL... McTelvin Agim, Arkansas
 DL... Jeffery Simmons, Mississippi State
 LB... Leo Lewis, Mississippi State
 LB... Devin White, LSU
 LB... De'Jon Harris, Arkansas
 LB... Javaris Davis, Auburn
 DB... Nigel Warrior, Tennessee
 DB... Rohnell Perkins, Missouri
 DB... Jaylon Jones, Ole Miss
 DB... Chris Westry, Kentucky

SPECIAL TEAMS

PK... Rodrigo Blankenship, Georgia
 P... Josh Growden, LSU
 RS... Jonathan Johnson, Missouri
 * - Freshman of the Year

2017 OFFENSE

TE... Albert Okwuegbunam, Missouri
 OL... J'Trey Smith, Tennessee
 OL... Andrew Thomas, Georgia
 OL... Solomon Kindley, Georgia
 OL... Saahdiq Charles, LSU
 C... Trystan Castillo, Missouri
 WR... D.K. Metcalf, Ole Miss
 WR... Jhamon Ausbon, Texas A&M
 QB... Jake Fromm, Georgia*
 RB... D'Andre Swift, Georgia
 RB... Malik Davis, Florida
 AP... Larry Rountree III, Missouri

DEFENSE

DL... Nick Coe, Auburn
 DL... K'Lavon Chaisson, LSU
 DL... Big Kai Bryant, Auburn
 DL... Tre Williams, Missouri
 LB... Dylan Moses, Alabama
 LB... Erroll Thompson, Mississippi State
 LB... Anthony Hines III, Texas A&M
 DB... Greedy Williams, LSU
 DB... C.J. Henderson, Florida
 DB... Marco Wilson, Florida
 DB... Jamyest Williams, South Carolina

SPECIAL TEAMS

PK... Jace Christmann, Mississippi State
 P... Zach Von Rosenberg, LSU
 RS... Henry Ruggs III, Alabama

RS... Lynn Bowden, Kentucky
 RS... Larry Rountree III, Missouri
 RS... De'Vion Warren, Arkansas
 * - Freshman of the Year

2018 OFFENSE

TE... Daniel Parker, Missouri
 OL... Isaiah Wilson, Georgia
 OL... Cade Mays, Georgia
 OL... Dylan Wonnun, South Carolina
 OL... Ben Brown, Ole Miss
 *WR... Jaylen Waddle, Alabama
 WR... Seth Williams, Auburn
 QB... Justin Fields, Georgia
 RB... Ja'Tarvious Whitlow, Auburn
 RB... Tyler Badie, Missouri
 RB... JaShaun Corbin, Texas A&M
 AP... JaShaun Corbin, Texas A&M

DEFENSE

DL... Jordan Davis, Georgia
 DL... Phidarian Mathis, Alabama
 DL... Bobby Brown, Texas A&M
 DL... Tyree Johnson, Texas A&M
 DL... Dimitri Moore, Vanderbilt
 LB... Jacquez Jones, Ole Miss
 LB... Eyaibi Anoma, Alabama
 LB... DeAndre Square, Kentucky
 DB... Patrick Surtain II, Alabama
 DB... Bryce Thompson, Tennessee
 DB... Jaycee Horn, South Carolina
 DB... Trey Dean III, Florida

SPECIAL TEAMS

PK... Seth Small, Texas A&M
 P... Jake Camarda, Georgia
 RS... JaShaun Corbin, Texas A&M
 * - Freshman of the Year

2019 OFFENSE

TE... Jalen Wydermeyer, Texas A&M
 OL... Wanva Morris, Tennessee
 OL... Darnell Wright, Tennessee
 OL... Kenyon Green, Texas A&M
 OL... Evan Neal, Alabama
 WR... George Pickens, Georgia
 WR... Trevlon Burks, Arkansas
 *QB... Bo Nix, Auburn
 RB... Isaiah Spiller, Texas A&M
 RB... Jerrion Ealy, Ole Miss
 AP... Jerrion Ealy, Ole Miss

DEFENSE

DL... Christian Barmore, Alabama
 DL... Zacch Pickens, South Carolina
 DL... Nathan Pickering, Mississippi State
 DL... Travon Walker, Georgia
 LB... Shane Lee, Alabama
 LB... Christian Harris, Alabama
 LB... Henry To'o'o, Tennessee
 DB... Derek Stingley, LSU
 DB... Demani Richardson, Texas A&M
 DB... Kairi Elam, Florida
 DB... Jammie Robinson, South Carolina

SPECIAL TEAMS

PK... Cade York, LSU
 P... Ty Perine, Alabama
 RS... Jerrion Ealy, Ole Miss
 * - Freshman of the Year

2020 OFFENSE

TE... Arik Gilbert, LSU
 OL... Hudson Henry, Arkansas
 OL... Warren McClendon, Georgia
 OL... Javion Cohen, Alabama
 OL... Brady Latham, Arkansas
 OL... Charles Cross, Mississippi State
 WR... Kayshon Boutte, LSU
 WR... Jaden Walley, Mississippi State
 QB... Connor Bazelak, Missouri
 RB... Tank Bigsby, Auburn
 RB... Kendall Milton, Georgia
 AP... Tank Bigsby, Auburn

DEFENSE

DL... Colby Wooden, Auburn
 DL... Jalen Carter, Georgia
 DL... BJ Ojulari, LSU
 DL... McKinley Jackson, Texas A&M
 LB... Will Anderson Jr., Alabama
 LB... J.J. Weaver, Kentucky
 LB... Mohamed Kaba, South Carolina
 DB... Malachi Moore, Alabama
 DB... Eli Ricks, LSU
 DB... Jalen Catalon, Arkansas
 DB... Emmanuel Forbes, Mississippi State

SPECIAL TEAMS

PK... Harrison Mevis, Missouri
 P... Kai Kroeger, South Carolina
 RS... Kayshon Boutte, LSU

2021 OFFENSE

*TE... Brock Bowers, Georgia
 OL... Broderick Jones, Georgia
 OL... Reuben Fatteree II, Texas A&M
 OL... Eli Acker, Ole Miss
 OL... Tyshawn Wannamaker, South Carolina
 C... Bryce Foster, Texas A&M
 WR... Ladd McConkey, Georgia
 WR... Malik Nabers, LSU
 QB... Anthony Richardson, Florida
 RB... Jarquez Hunter, Auburn
 RB... Raheim Sanders, Arkansas
 AP... Juju McDowell, South Carolina

DEFENSE

DL... Maason Smith, LSU
 DL... Shemar Turner, Texas A&M
 DL... Mekhi Wingo, Missouri
 DL... Alex Huntley, South Carolina
 LB... Dallas Turner, Alabama
 LB... Trevin Wallace, Kentucky
 LB... Edgerrin Cooper, Texas A&M
 DB... Kedge Ringo, Georgia
 DB... Tyreek Chappell, Texas A&M
 DB... Kool-Aid McKinstry, Alabama
 DB... Tysheem Johnson, Ole Miss

SPECIAL TEAMS

PK... Cam Little, Arkansas
 P... Jeremy Crawshaw, Florida
 RS... Juju McDowell, South Carolina
 Jojo Earle, Alabama

2022 OFFENSE

TE... Mason Taylor, LSU
 OL... Will Campbell, LSU
 OL... Emery Jones, LSU
 OL... Tyler Booker, Alabama
 OL... Jager Burton, Kentucky
 C... Matthew Wykoff, Texas A&M
 WR... Evan Stewart, Texas A&M
 WR... Barion Brown, Kentucky
 QB... Robby Ashford, Auburn
 *RB... Quinshon Judkins, Ole Miss
 RB... Trevor Etienne, Florida
 AP... Barion Brown, Kentucky

DEFENSE

DL... Mykel Williams, Georgia
 DL... Jahaheim Oatis, Alabama
 DL... Deone Walker, Kentucky
 DL... Shemar Stewart, Texas A&M
 LB... Harold Perkins, LSU
 LB... Jalon Walker, Georgia
 LB... Shemar James, Florida*
 LB... Chris Paul Jr., Arkansas*
 DB... Malaki Starks, Georgia
 DB... Terrion Arnold, Alabama
 DB... Quincey McAddo, Arkansas
 DB... Nick Emmanwor, South Carolina

SPECIAL TEAMS

PK... Damian Ramos, LSU
 P... Brett Thorson, Georgia
 RS... Barion Brown, Kentucky
 KOS... Nathan Dibert, LSU
 LS... Eli Stein, Arkansas
 * - Freshman of the Year

2023 OFFENSE

TE... Brett Norfleet, Missouri
 OL... Earnest Greene, Georgia
 OL... Kadyn Proctor, Alabama
 OL... Lance Heard, LSU
 OL... Chase Bisontis, Texas A&M*
 OL... Andrew Chamblee, Arkansas*
 OL... Trovon Baugh, South Carolina*
 C... Connor Lew, Auburn
 WR... Eugene Wilson III, Florida
 WR... London Humphreys, Vanderbilt
 QB... Chris Panson, Mississippi State
 RB... Sedrick Alexander, Vanderbilt
 RB... Rueben Owens, Texas A&M

DEFENSE

DL... T.J. Searcy, Florida
 DL... Keldrick Faulk, Auburn
 DL... Donteray Russell, Mississippi State
 DL... Kelby Collins, Florida
 LB... Santarine Perkins, Ole Miss
 LB... Taurean York, Texas A&M
 LB... Raylen Wilson, Georgia
 DB... Caleb Downs, Alabama*
 DB... Jalon Kilgore, South Carolina
 DB... Jaylon Braxton, Arkansas
 DB... Jordan Castell, Florida

SPECIAL TEAMS

PK... Alex McPherson, Auburn
 P... Jackson Ross, Tennessee
 RS... Isaiah Sategna, Arkansas
 KOS... Alex McPherson, Auburn
 LS... Walker Himebauch, Kentucky
 * - Freshman of the Year

HONORS & ACCOLADES

ALL-TIME SEC PLAYERS OF THE WEEK

1985

| | | |
|----------|------------------------|--|
| Sept. 6 | Offensive Defensive | Bo Jackson, Auburn Cornelius Bennett, Alabama |
| Sept. 13 | Offensive Defensive | Tony Robinson, Tennessee Chris White, Tennessee/Cedric Corse, Mississippi State |
| Sept. 20 | Offensive Defensive | Mike Shula, Alabama John Little, Georgia |
| Sept. 27 | Offensive Defensive | Kerwin Bell, Florida Darrin Miller, Tennessee |
| Oct. 4 | Offensive Defensive | Bo Jackson, Auburn Alonzo Johnson, Florida |
| Oct. 11 | Offensive Defensive | Jeff Wickersham, LSU Mike Velotta, Kentucky |
| Oct. 18 | Offensive Defensive | Bo Jackson, Auburn Michael Brooks, LSU |
| Oct. 25 | Offensive Defensive | Kent Austin, Ole Miss/Mike Shula, Alabama Greg Waters, Georgia |
| Nov. 2 | Offensive Defensive | Gene Gels, Alabama Alonzo Johnson, Florida |
| Nov. 9 | Offensive Defensive | Keith Henderson, Georgia/Everett Crawford, Vanderbilt Greg Waters, Georgia |
| Nov. 16 | Offensive Defensive | Bo Jackson, Auburn Michael Brooks, LSU |
| Nov. 23 | Offensive Defensive | Jeff Wickersham, LSU Ron Sancho, LSU/Henry Thomas, LSU |
| Nov. 30 | Offensive Defensive | Daryl Dickey, Tennessee Kelly Ziegler, Tennessee |

1986

| | | |
|----------|------------------------|---|
| Aug. 30 | Offensive Defensive | Kerwin Bell, Florida Ricky Thomas, Alabama |
| Sept. 6 | Offensive Defensive | Don Smith, Mississippi State Jeff Noblin, Ole Miss |
| Sept. 13 | Offensive Defensive | Don Smith, Mississippi State Michael Brooks, LSU |
| Sept. 20 | Offensive Defensive | Bobby Humphrey, Alabama Cornelius Bennett, Alabama |
| Sept. 27 | Offensive Defensive | Brent Fullwood, Auburn Aundray Bruce, Auburn/Mike Fitzsimmons, Ole Miss |
| Oct. 4 | Offensive Defensive | Al Bell, Alabama Greg Jackson, LSU |
| Oct. 11 | Offensive Defensive | Brent Fullwood, Auburn Toby Caston, LSU |
| Oct. 18 | Offensive Defensive | Bobby Humphrey, Alabama Kurt Crain, Auburn |
| Oct. 25 | Offensive Defensive | Wendell Davis, LSU/Brent Fullwood, Auburn Don Price, Ole Miss |
| Nov. 1 | Offensive Defensive | Kerwin Bell, Florida/Bobby Humphrey, Alabama Keith Williams, Florida/Howard Moss, Ole Miss |
| Nov. 8 | Offensive Defensive | Ivy Joe Hunter, Kentucky Clifford Charlton, Florida/Gregg Jackson, LSU |
| Nov. 15 | Offensive Defensive | Tom Hodson, LSU/Bill Ransdell, Kentucky Steve Boswell, Georgia |
| Nov. 22 | Offensive Defensive | Tom Hodson, LSU/Wendell Davis, LSU Jeff Herrod, Ole Miss |
| Nov. 29 | Offensive Defensive | Brent Fullwood, Auburn/Lars Tate, Georgia Kurt Crain, Auburn |

1987

| | | |
|---------|------------------------|--|
| Aug. 30 | Offensive Defensive | Reggie Cobb, Tennessee Kelly Ziegler, Tennessee |
| Sept. 5 | Offensive | Lars Tate, Georgia |

| | | |
|------------|------------------------|--|
| Sept. 12 | Defensive | Nate Hill, Auburn |
| Sept. 12 | Offensive Defensive | Bobby Humphrey, Alabama Derrick Thomas, Alabama |
| Sept. 19 | Offensive Defensive | Emmitt Smith, Florida Louis Oliver, Florida/Jeff Herrod, Ole Miss |
| Sept. 26 | Offensive Defensive | Bobby Humphrey, Alabama/Eric Jones, Vanderbilt Richard Tardits, Georgia/Keith DeLong, Tennessee |
| Oct. 3 | Offensive Defensive | Rodney Hampton, Georgia Kurt Crain, Auburn/Chris Gaines, Vanderbilt |
| Oct. 10 | Offensive Defensive | Mark Higgs, Kentucky/Jeff Burger, Auburn Ron Sancho, LSU |
| Oct. 17 | Offensive Defensive | Jeff Dunn, Alabama/Tom Hodson, LSU Aundray Bruce, Auburn |
| Oct. 24 | Offensive Defensive | John Darnell, Ole Miss Terrie Webster, Georgia |
| Oct. 31 | Offensive Defensive | Wendell Davis, LSU/Eric Jones, Vanderbilt Kurt Crain, Auburn |
| Nov. 7 | Offensive Defensive | Bobby Humphrey, Alabama/Eric Jones, Vanderbilt Ben Smith, Georgia |
| Nov. 14 | Offensive Defensive | Jeff Burger, Auburn Keith DeLong, Tennessee |
| Nov. 21 | Offensive Defensive | Harvey Williams, LSU Cedric Corse, Mississippi State |
| Nov. 27-28 | Offensive Defensive | Stacy Danley, Auburn Kurt Crain, Auburn |

1988

| | | |
|------------|------------------------|--|
| Sept. 3 | Offensive Defensive | Rodney Hampton, Georgia Ron Sancho, LSU |
| Sept. 10 | Offensive Defensive | Boo Mitchell, LSU James Williams, Mississippi State |
| Sept. 17 | Offensive Defensive | Tim Worley, Georgia LSU Team |
| Sept. 24 | Offensive Defensive | Emmitt Smith, Florida Tracy Rocker, Auburn |
| Oct. 1 | Offensive Defensive | Tim Worley, Georgia Richard Fain, Florida/Derrick Thomas, Alabama |
| Oct. 8 | Offensive Defensive | Boo Mitchell, Vanderbilt Tony Bennett, Ole Miss |
| Oct. 15 | Offensive Defensive | Tony Shell, Mississippi State Keith DeLong, Tennessee |
| Oct. 22 | Offensive Defensive | Alfred Walls, Kentucky/Mark Young, Ole Miss Derrick Thomas, Alabama |
| Oct. 29 | Offensive Defensive | Eddie Fuller, LSU/David Smith, Alabama Quentin Riggins, Auburn |
| Nov. 5 | Offensive Defensive | Tim Worley, Georgia Demetrius Douglas, Georgia/Randy Holleran, Kentucky |
| Nov. 12 | Offensive Defensive | Reggie Slack, Auburn Brian Smith, Auburn |
| Nov. 19 | Offensive Defensive | Jeff Francis, Tennessee Keith DeLong, Tennessee |
| Nov. 25-26 | Offensive Defensive | Mark Young, Ole Miss Ron Stallworth, Auburn |
| Dec. 1 | Offensive Defensive | David Smith, Alabama Derrick Thomas, Alabama |

1989

| | | |
|----------|------------------------|--|
| Sept. 2 | Offensive Defensive | Kenny Roberts, Mississippi State Tony Bennett, Ole Miss |
| Sept. 9 | Offensive Defensive | Alexander Wright, Auburn Chauncey Godwin, Ole Miss |
| Sept. 16 | Offensive | Siran Stacy, Alabama/John Darnell, Ole Miss |



HONORS & ACCOLADES

| | | |
|----------|------------------------|--|
| | Defensive | Lamar Rogers, Auburn |
| Sept. 23 | Offensive Defensive | Emmitt Smith, Florida Efrum Thomas, Florida |
| Sept. 30 | Offensive Defensive | Reggie Cobb, Tennessee Marion, Hobby, Tennessee |
| Oct. 7 | Offensive Defensive | Gary Hollingsworth, Alabama Huey Richardson, Florida |
| Oct. 14 | Offensive Defensive | John Darnell, Ole Miss/Emmitt Smith, Florida Oliver Lawrence, LSU |
| Oct. 21 | Offensive Defensive | Emmitt Smith, Florida/Siran Stacy, Alabama Keith McCants, Alabama |
| Oct. 28 | Offensive Defensive | Rodney Hampton, Georgia/Tom Hodson, LSU Ben Smith, Georgia |
| Nov. 4 | Offensive Defensive | Tom Hodson, LSU Quentin Riggins, Auburn |
| Nov. 11 | Offensive Defensive | Alabama Offensive Line Oliver Barnett, Kentucky |
| Nov. 18 | Offensive Defensive | Chuck Webb, Tennessee John Wiley, Auburn |
| Nov. 25 | Offensive Defensive | Tommy Hodson, LSU/Chuck Webb, Tennessee James Williams, Mississippi State |
| Dec. 2 | Offensive Defensive | Alexander Wright, Auburn Keith McCants, Alabama |

1990

| | | |
|----------|------------------------|---|
| Sept. 1 | Offensive Defensive | Tavio Henson, Tennessee Joey Couch, Kentucky |
| Sept. 8 | Offensive Defensive | Tony Thompson, Tennessee Mike Hewitt, LSU |
| Sept. 15 | Offensive Defensive | James Joseph, Auburn Will White, Florida |
| Sept. 22 | Offensive Defensive | Marcus Wilson, Vanderbilt Chris Mitchell, Ole Miss |
| Sept. 29 | Offensive Defensive | Randy Baldwin, Ole Miss/Todd Kinchen, LSU/Stam White, Auburn Derriel McCorvey, LSU |
| Oct. 6 | Offensive Defensive | Philip Doyle, Alabama Walter Tate, Auburn |
| Oct. 13 | Offensive Defensive | Randy Baldwin, Ole Miss Dale Carter, Tennessee |
| Oct. 20 | Offensive Defensive | Harvey Williams, LSU George Teague, Alabama/George Thornton, Alabama |
| Oct. 27 | Offensive Defensive | Al Baker, Kentucky Reggie Stewart, Mississippi State |
| Nov. 3 | Offensive Defensive | Randy Baldwin, Ole Miss Ephesians Bartley, Florida/Huey Richardson, Florida |
| Nov. 10 | Offensive Defensive | Shane Matthews, Florida Tim Paul, Florida |
| Nov. 17 | Offensive Defensive | Shane Matthews, Florida Reggie Stewart, Mississippi State |
| Nov. 24 | Offensive Defensive | Andy Kelly, Tennessee/Carl Pickens, Tennessee Earnest Fields, Tennessee |
| Dec. 1 | Offensive Defensive | Tony Thompson, Tennessee Efrum Thomas, Alabama |

1991

| | | |
|----------|------------------------|--|
| Aug. 31 | Offensive Defensive | Brian Lee, Ole Miss Chad Brown, Ole Miss |
| Sept. 7 | Offensive Defensive | Shane Matthews, Florida Daniel Boyd, Mississippi State |
| Sept. 14 | Offensive Defensive | Errict Rhett, Florida Darrell Crawford, Auburn |
| Sept. 21 | Offensive Defensive | Andy Kelly, Tennessee Robert Stewart, Alabama/Ricardo Washington, LSU |

| | | |
|----------|------------------------|--|
| Sept. 28 | Offensive Defensive | Andy Kelly, Tennessee/Carl Pickens, Tennessee Brad Culpepper, Florida |
| Oct. 5 | Offensive Defensive | Eric Zeier, Georgia/Russ Shows, Ole Miss Dwayne Simmons, Georgia |
| Oct. 12 | Offensive Defensive | Sleep Robinson, Mississippi State Larry Kennedy, Florida |
| Oct. 19 | Offensive Defensive | Corey Harris, Vanderbilt Antonio London, Alabama |
| Oct. 26 | Offensive Defensive | Eric Zeier, Georgia Daniel Boyd, Mississippi State |
| Nov. 2 | Offensive Defensive | Willie Jackson, Florida Tim Paulk, Florida |
| Nov. 9 | Offensive Defensive | Shane Matthews, Florida Darryl Hardy, Tennessee |
| Nov. 16 | Offensive Defensive | Todd Kinchen, LSU Don Robinson, Kentucky |
| Nov. 23 | Offensive Defensive | Sleepy Robinson, Mississippi State Shon Walker, Tennessee |
| Nov. 30 | Offensive Defensive | Garrison Hearst, Georgia Darren Mickell, Florida/Harvey Thomas, Florida |

1992

| | | |
|----------|------------------------|--|
| Sept. 5 | Offensive Defensive | Michael Proctor, Alabama Cassius Ware, Ole Miss |
| Sept. 12 | Offensive Defensive | Errict Rhett, Florida Orlando Watters, Arkansas |
| Sept. 19 | Offensive Defensive | Garrison Hearst, Georgia Dean Wells, Kentucky |
| Sept. 26 | Offensive Defensive | Eric Zeier, Georgia Tim Cromartie, Auburn |
| Oct. 3 | Offensive Defensive | Cory Philpot, Ole Miss Daniel Boyd, Mississippi State |
| Oct. 10 | Offensive Defensive | Todd Wright, Arkansas Kelvin Knight, Arkansas |
| Oct. 17 | Offensive Defensive | Garrison Hearst, Georgia John Copeland, Alabama |
| Oct. 24 | Offensive Defensive | Jay Barker, Alabama Greg Tremble, Georgia |
| Oct. 31 | Offensive Defensive | Shane Matthews, Florida Hank Campbell, South Carolina |
| Nov. 7 | Offensive Defensive | Chris Anderson, Alabama Carlton Miles, Florida |
| Nov. 14 | Offensive Defensive | Garrison Hearst, Georgia George Teague, Alabama |
| Nov. 21 | Offensive Defensive | Shane Matthews, Florida Jason Parker, Tennessee |
| Nov. 28 | Offensive Defensive | Garrison Hearst, Georgia Chad Brown, Ole Miss |

1993

| | | |
|----------|------------------------|--|
| Sept. 4 | Offensive Defensive | James Bostic, Auburn David Turnipseed, South Carolina |
| Sept. 11 | Offensive Defensive | David Palmer, Alabama Marty Moore, Kentucky |
| Sept. 18 | Offensive Defensive | Stan White, Auburn Dewayne Dotson, Ole Miss |
| Sept. 25 | Offensive Defensive | Heath Shuler, Tennessee Cassius Ware, Ole Miss |
| Oct. 2 | Offensive Defensive | Danny Wuerffel, Florida Darwin Ireland, Arkansas |
| Oct. 9 | Offensive Defensive | Eric Zeier, Georgia Chris Shelling, Auburn |
| Oct. 16 | Offensive Defensive | Stan White, Auburn Juan Long, Mississippi State |

HONORS & ACCOLADES

| | | |
|---------|------------------------|--|
| Oct. 23 | Offensive Defensive | David Palmer, Alabama Stacy Evans, South Carolina |
| Oct. 30 | Offensive Defensive | Errict Rhett, Florida Brian Robinson, Auburn |
| Nov. 6 | Offensive Defensive | Terry Dean, Florida Ivory Hilliard, LSU |
| Nov. 13 | Offensive Defensive | James Bostic, Auburn Lemanski Hall, Alabama |
| Nov. 20 | Offensive Defensive | Charlie Garner, Tennessee Jason Miska, Auburn |
| Nov. 27 | Offensive Defensive | Eric Zeier, Georgia Orlando Watters, Arkansas |

1994

| | | |
|----------|------------------------|---|
| Sept. 5 | Offensive Defensive | Eric Zeier, Georgia Mike Pelton, Auburn |
| Sept. 12 | Offensive Defensive | James Stewart, Tennessee Stacy Evans, South Carolina |
| Sept. 19 | Offensive Defensive | Sherman Williams, Alabama Chris Shelling, Auburn |
| Sept. 26 | Offensive Defensive | Steve Tanneyhill, South Carolina Dwayne Curry, Mississippi State |
| Oct. 1 | Offensive Defensive | Jay Barker, Alabama Kevin Carter, Florida |
| Oct. 8 | Offensive Defensive | Patrick Nix, Auburn Ben Talley, Tennessee |
| Oct. 15 | Offensive Defensive | Patrick Nix, Auburn Eric Vance, Vanderbilt |
| Oct. 22 | Offensive Defensive | Hason Graham, Georgia John Walters, Alabama |
| Oct. 29 | Offensive Defensive | Stephen Davis, Auburn Michael Lowery, Ole Miss |
| Nov. 5 | Offensive Defensive | Eric Moulds, Mississippi State Vann Bodden, Alabama |
| Nov. 12 | Offensive Defensive | Jay Barker, Alabama Anthone Lott, Florida |
| Nov. 19 | Offensive Defensive | Sherman Williams, Alabama Dameian Jeffries, Alabama |
| Nov. 28 | Offensive Defensive | James Stewart, Tennessee Johnnie Harris, Mississippi State |

1995

| | | |
|----------|------------------------|---|
| Sept. 2 | Offensive Defensive | Robert Edwards, Georgia Marcellus Mostella, Auburn |
| Sept. 9 | Offensive Defensive | Madre Hill, Arkansas Anthone Lott, Florida |
| Sept. 16 | Offensive Defensive | Danny Wuerffel, Florida Mark Smith, Arkansas |
| Sept. 23 | Offensive Defensive | Moe Williams, Kentucky Nate Wayne, Ole Miss |
| Sept. 30 | Offensive Defensive | Madre Hill, Arkansas Kevin Jackson, Alabama |
| Oct. 7 | Offensive Defensive | Peyton Manning, Tennessee Marcellus Mostella, Auburn |
| Oct. 14 | Offensive Defensive | Danny Wuerffel, Florida Shane Burton, Tennessee |
| Oct. 21 | Offensive Defensive | Steve Tanneyhill, South Carolina John Walters, Alabama |
| Oct. 28 | Offensive Defensive | Madre Hill, Arkansas Lawrence Wright, Florida |
| Nov. 4 | Offensive Defensive | Dennis Riddle, Alabama Steven Conley, Arkansas |
| Nov. 11 | Offensive Defensive | Kevin Faulk, LSU Mark Campbell, Florida |
| Nov. 18 | Offensive Defensive | Chris Doering, Florida Gabe Northern, LSU |
| Nov. 25 | Offensive Defensive | Danny Wuerffel, Florida Walker Jones, Ole Miss |

1996

| | | |
|----------|------------------------|---|
| Aug. 31 | Offensive Defensive | Paul Head, Ole Miss Fred Weary, Florida |
| Sept. 7 | Offensive Defensive | Kevin Faulk, LSU Jamie Duncan, Vanderbilt |
| Sept. 14 | Offensive Defensive | Duce Staley, South Carolina Kevin Jackson, Alabama |
| Sept. 21 | Offensive Defensive | Danny Wuerffel, Florida Brandon Tolbert, Georgia |
| Sept. 28 | Offensive Defensive | Jacquez Green, Florida Izell McGill, Mississippi State |
| Oct. 5 | Offensive Defensive | Danny Wuerffel, Florida Leonard Little, Tennessee |
| Oct. 12 | Offensive Defensive | Peyton Manning, Tennessee Jimmy Brumbaugh, Auburn |
| Oct. 19 | Offensive Defensive | Danny Wuerffel, Florida Benji Young, South Carolina |
| Oct. 26 | Offensive Defensive | Jay Graham, Tennessee Mike Schellenberger, Kentucky |
| Nov. 2 | Offensive Defensive | Peyton Manning, Tennessee Takeo Spikes, Auburn |
| Nov. 9 | Offensive Defensive | Shaun Alexander, Alabama Jamie Duncan, Vanderbilt |
| Nov. 16 | Offensive Defensive | Hines Ward, Georgia Paul Lacoste, Mississippi State |
| Nov. 23 | Offensive Defensive | Dennis Riddle, Alabama Nate Wayne, Ole Miss |
| Nov. 30 | Offensive Defensive | Kevin Faulk, LSU Gregory Favors, Mississippi State |

1997

| | | |
|---------|------------------------|---|
| Aug. 30 | Offensive Defensive | Tim Couch, Kentucky Greg Favors, Mississippi State |
| Sept. 6 | Offensive Defensive | Doug Johnson, Florida Leonard Little, Tennessee |



HONORS & ACCOLADES

| | | |
|----------|------------------------|--|
| Sept. 13 | Offensive Defensive | Mike Bobo, Georgia Steve Harris, Alabama |
| Sept. 20 | Offensive Defensive | Dameyune Craig, Auburn Tony George, Florida |
| Sept. 27 | Offensive Defensive | Stewart Patridge, Ole Miss Fred Weary, Florida |
| Oct. 4 | Offensive Defensive | Tim Couch, Kentucky Greg Bright, Georgia |
| Oct. 11 | Offensive Defensive | Jamal Lewis, Tennessee Cedric Donaldson, LSU |
| Oct. 18 | Offensive Defensive | Stewart Patridge, Ole Miss Mike Peterson, Florida |
| Oct. 25 | Offensive Defensive | Curtis Alexander, Alabama Ronald Bailey, Georgia |
| Nov. 1 | Offensive Defensive | Hines Ward, Georgia Anthony Derricks, Mississippi State |
| Nov. 8 | Offensive Defensive | Peyton Manning, Tennessee Chuck Wiley, LSU |
| Nov. 15 | Offensive Defensive | Fred Taylor, Florida Takeo Spikes, Auburn |
| Nov. 22 | Offensive Defensive | Peyton Manning, Tennessee Ed Chester, Florida |
| Nov. 29 | Offensive Defensive | Mike Bobo, Georgia Timothy Strickland, Ole Miss |

1998

| | | |
|----------|------------------------|---|
| Sept. 5 | Offensive Defensive | Shaun Alexander, Alabama Edward Smith, Mississippi State |
| Sept. 12 | Offensive Defensive | Shaun Alexander, Alabama Adrian Hollingshed, Georgia |
| Sept. 19 | Offensive Defensive | Herb Tyler, LSU Al Wilson, Tennessee |
| Sept. 26 | Offensive Defensive | Craig Yeast, Kentucky Jeromy Flowers, Arkansas |
| Oct. 3 | Offensive Defensive | Quincy Carter, Georgia Shaun Ellis, Tennessee |
| Oct. 10 | Offensive Defensive | Travis McGriff, Florida Deon Grant, Tennessee |
| Oct. 17 | Offensive Defensive | Tim Couch, Kentucky Teako Brown, Florida |
| Oct. 24 | Offensive Defensive | Kevin Faulk, LSU Ainsley Battles, Vanderbilt |
| Oct. 31 | Offensive Defensive | Tee Martin, Tennessee Tony George, Florida |
| Nov. 7 | Offensive Defensive | Andrew Zow, Alabama Kenoy Kennedy, Arkansas |
| Nov. 14 | Offensive Defensive | James Johnson, Mississippi State Champ Bailey, Georgia |
| Nov. 21 | Offensive Defensive | Olandis Gary, Georgia Edward Smith, Mississippi State |
| Nov. 28 | Offensive Defensive | Peerless Price, Tennessee David Barrett, Arkansas |

1999

| | | |
|----------|------------------------|---|
| Sept. 4 | Offensive Defensive | Shaun Alexander, Alabama Shaun Ellis, Florida |
| Sept. 11 | Offensive Defensive | Shaun Alexander, Alabama Richard Seymour, Georgia |
| Sept. 18 | Offensive Defensive | Greg Zolman, Vanderbilt Alex Brown, Florida |
| Sept. 25 | Offensive Defensive | Cory Peterson, Ole Miss Ashley Cooper, Mississippi State |
| Oct. 2 | Offensive Defensive | Shaun Alexander, Alabama Deon Grant, Tennessee |

| | | |
|---------|------------------------|---|
| Oct. 9 | Offensive Defensive | Tee Martin, Tennessee John Hilliard, Mississippi State |
| Oct. 16 | Offensive Defensive | Shaun Alexander, Alabama Anthony Wajda, Kentucky |
| Oct. 23 | Offensive Defensive | Tee Martin, Tennessee Charles Grant, Georgia |
| Oct. 30 | Offensive Defensive | Clint Stoerner, Arkansas Alex Brown, Florida |
| Nov. 6 | Offensive Defensive | Deuce McAllister, Ole Miss Ashley Cooper, Mississippi State |
| Nov. 13 | Offensive Defensive | Clint Stoerner, Arkansas/Ben Leard, Auburn Patrick Wiggins, Kentucky |
| Nov. 20 | Offensive Defensive | Quincy Carter, Georgia Kindal Moorehead, Alabama |
| Nov. 27 | Offensive Defensive | Rohan Davey, LSU Barrin Simpson, Mississippi State |

2000

| | | |
|----------|------------------------|---|
| Sept. 2 | Offensive Defensive | Rudi Johnson, Auburn Andre Offing, South Carolina |
| Sept. 9 | Offensive Defensive | Derek Watson, South Carolina Courtney Rose, Auburn |
| Sept. 16 | Offensive Defensive | Jesse Palmer, Florida Josh Morgan, Mississippi State |
| Sept. 23 | Offensive Defensive | Jermale Kelly, South Carolina Quinton Caver, Arkansas |
| Sept. 30 | Offensive Defensive | Rohan Davey, LSU Willie Blade, Mississippi State |
| Oct. 7 | Offensive Defensive | Dicenzo Miller, Mississippi State Richard Seymour, Georgia |
| Oct. 14 | Offensive Defensive | Rex Grossman, Florida Tim Wansley, Georgia |
| Oct. 21 | Offensive Defensive | LaBrandon Toefield, LSU John Henderson, Tennessee |
| Oct. 28 | Offensive Defensive | Travis Henry, Tennessee Rodney Crayton, Auburn |
| Nov. 2 | Offensive Defensive | Josh Booty, LSU Eugene Clinton, Mississippi State |
| Nov. 9 | Offensive Defensive | Jabar Gaffney, Florida Matt Stewart, Vanderbilt |
| Nov. 16 | Offensive Defensive | Musa Smith, Georgia Quinton Caver, Arkansas |
| Nov. 23 | Offensive Defensive | Deuce McAllister, Ole Miss Quinton Caver, Arkansas |

2001

| | | |
|----------|------------------------|---|
| Sept. 1 | Offensive Defensive | Rex Grossman, Florida Ken Hamlin, Arkansas |
| Sept. 8 | Offensive Defensive | Travis Stephens, Tennessee Kalimba Edwards, South Carolina |
| Sept. 22 | Offensive Defensive | Robert Gillespie, Florida Andrew Goodman, South Carolina |
| Sept. 29 | Offensive Defensive | Kelley Washington, Tennessee Dontarrious Thomas, Auburn |
| Oct. 6 | Offensive Defensive | David Greene, Georgia Alex Brown, Florida |
| Oct. 13 | Offensive Defensive | Eli Manning, Ole Miss Rashaud Walker, Auburn |
| Oct. 20 | Offensive Defensive | Casey Clausen, Tennessee Trev Faulk, LSU |
| Oct. 27 | Offensive Defensive | Rex Grossman, Florida L.P. Spence, Ole Miss |
| Nov. 3 | Offensive Defensive | Josh Reed, LSU Jermaine Petty, Arkansas |

HONORS & ACCOLADES

| | | |
|---------|------------------------|---|
| Nov. 10 | Offensive Defensive | Carnell Williams, Auburn Andra Davis, Florida |
| Nov. 17 | Offensive Defensive | Andrew Zow, Alabama Jermaine Phillips, Georgia |
| Nov. 24 | Offensive Defensive | LaBrandon Toefield, LSU Korey Banks, Mississippi State |
| Dec. 1 | Offensive Defensive | Travis Stephens, Tennessee Jarvis Green, LSU |

2002

| | | |
|----------|---|--|
| Sept. 3 | Offensive Defensive Special Teams | Taylor Jacobs, Florida Boss Bailey, Georgia Taylor Begleu, Kentucky |
| Sept. 9 | Offensive Defensive Special Teams | Jared Lorenzen, Kentucky Tony Bua, Arkansas Jason Armstead, Ole Miss |
| Sept. 16 | Offensive Defensive Special Teams | Carnell Williams, Auburn David Pollack, Georgia John Corbello, LSU |
| Sept. 23 | Offensive Defensive Special Teams | Rex Grossman, Florida Reggie Torbor, Auburn Jonathan Nichols, Ole Miss |
| Sept. 30 | Offensive Defensive Special Teams | Carnell Williams, Auburn Keiwan Ratliff, Florida Derek Abney, Kentucky |
| Oct. 7 | Offensive Defensive Special Teams | Jabari Davis, Tennessee Matt Grier, Ole Miss Billy Bennett, Georgia |
| Oct. 14 | Offensive Defensive Special Teams | Fred Talley, Arkansas Corey Webster, LSU Billy Bennett, Georgia |
| Oct. 21 | Offensive Defensive Special Teams | Santonio Beard, Alabama Demetrius Hookfin, LSU Derek Abney, Kentucky |
| Oct. 28 | Offensive Defensive Special Teams | Terrence Edwards, Georgia Karlos Dansby, Auburn Tom Crowder, Arkansas |
| Nov. 4 | Offensive Defensive Special Teams | Ronnie Brown, Auburn Guss Scott, Florida Derek Abney, Kentucky |
| Nov. 11 | Offensive Defensive Special Teams | Devery Henderson, LSU Charles Jones, Alabama David Carlton, Arkansas |
| Nov. 18 | Offensive Defensive Special Teams | Michael Johnson, Georgia Waine Bacon, Alabama Sean Jones, Georgia |
| Nov. 25 | Offensive Defensive Special Teams | Marcus Randall, LSU Travaris Robinson, Auburn Alex Walls, Tennessee |
| Dec. 2 | Offensive Defensive Special Teams | Musa Smith, Georgia Ken Hamlin, Arkansas Jason Armstead, Ole Miss |

2003

| | | |
|------------|---|--|
| Aug. 30/31 | Offensive Defensive Special Teams | Shaud Williams, Alabama Thomas Davis, Georgia Jonathan Nichols, Ole Miss |
| Sept. 6 | Offensive Defensive Special Teams | Cedric Cobbs, Arkansas Moe Thompson, South Carolina Dustin Colquitt, Tennessee |
| Sept. 13 | Offensive Defensive Special Teams | Shaud Williams, Alabama Caleb Miller, Arkansas Gordon Ely-Kelso, Georgia |
| Sept. 20 | Offensive Defensive Special Teams | Jabari Davis, Tennessee Corey Webster, LSU Anthony Thornton, Kentucky |
| Sept. 27 | Offensive Defensive Special Teams | Cedric Cobbs, Arkansas Johnny Lamar, Florida Dustin Colquitt, Tennessee |
| Oct. 4 | Offensive Defensive Special Teams | Carnell Williams, Auburn Von Hutchins, Ole Miss Brent Smith, Mississippi State |

| | | |
|------------|---|--|
| Oct. 11 | Offensive Defensive Special Teams | Carnell Williams, Auburn David Pollack, Georgia Matt Leach, Florida |
| Oct. 18 | Offensive Defensive Special Teams | Carnell Williams, Auburn Keiwan Ratliff, Florida Sean Jones, Georgia |
| Oct. 25 | Offensive Defensive Special Teams | Casey Clausen, Tennessee Chad Lavalais, LSU Derek Abney, Kentucky |
| Nov. 1 | Offensive Defensive Special Teams | Eli Manning, Ole Miss Arrior Dixon, Arkansas Matt Leach, Florida |
| Nov. 8 | Offensive Defensive Special Teams | Eli Manning, Ole Miss Tony Bua, Arkansas Derrick Tinsley, Tennessee |
| Nov. 15 | Offensive Defensive Special Teams | Jay Cutler, Vanderbilt Odell Thurman, Georgia Nick Turner, Mississippi State |
| Nov. 22 | Offensive Defensive Special Teams | Carnell Williams, Auburn Chad Lavalais, LSU Mark Jones, Tennessee |
| Nov. 27/29 | Offensive Defensive Special Teams | Matt Mauck, LSU Gibril Wilson, Tennessee Billy Bennett, Georgia |

2004

| | | |
|-----------|---|---|
| Sept. 4-5 | Offensive Defensive Special Teams Offensive Lineman Defensive Lineman | Jerious Norwood, Mississippi State Jamacia Jackson, South Carolina Tyson Browning, Georgia Jason Respert Tennessee Arrior Dixon, Arkansas |
| Sept. 11 | Offensive Defensive Special Teams Offensive Lineman Defensive Lineman | Carnell Williams, Auburn Roman Harper, Alabama Gordon Ely-Kelso, Georgia Troy Reddick, Auburn David Pollack, Georgia |
| Sept. 18 | Offensive Defensive Special Teams Offensive Lineman Defensive Lineman | Jason Campbell, Auburn Kevin Burnett, Tennessee James Wilhoit, Tennessee Matt McCutchan, Kentucky McKinley Boykin, Ole Miss |
| Sept. 25 | Offensive Defensive Special Teams Offensive Lineman Defensive Lineman | Ciatrick Fason, Florida Corey Webster, LSU Jonathan Nichols, Ole Miss Michael Munoz, Tennessee Jeremy Harrell, Arkansas |
| Oct. 2 | Offensive Defensive Special Teams Offensive Lineman Defensive Lineman | Chris Leak, Florida Junior Rosegreen, Auburn Josh Brown, South Carolina Brian Kovolisky Vanderbilt David Pollack, Georgia |
| Oct. 9 | Offensive Defensive Special Teams Offensive Lineman Defensive Lineman | Marcus Randall, LSU Jason Hall, Tennessee Tyrone Prothro, Alabama Rob Smith, Tennessee McKinley Boykin, Ole Miss |
| Oct. 16 | Offensive Defensive Special Teams Offensive Lineman Defensive Lineman | Jason Campbell, Auburn Parys Haralson, Tennessee Josh Brown, South Carolina Max Jean-Gilles, Georgia Todd Bates, Alabama |
| Oct. 23 | Offensive Defensive Special Teams Offensive Lineman Defensive Lineman | Jerious Norwood, Mississippi State David Pollack, Georgia Jared Cook, Mississippi State Marcus McNeill, Auburn Turk McBride, Tennessee |
| Oct. 30 | Offensive Defensive Special Teams Offensive Lineman Defensive Lineman | David Greene, Georgia Travis Williams, Auburn Kody Bliss, Auburn David Stewart, Mississippi State Claude Wroten, LSU |
| Nov. 6 | Offensive Defensive Special Teams Offensive Lineman Defensive Lineman | Kenneth Darby, Alabama Ko Simpson, South Carolina Brian Bostick, Alabama Nick Jones, Georgia Jesse Mahelona, Tennessee |



HONORS & ACCOLADES

| | | |
|------------|---|--|
| Nov. 13 | Offensive Defensive Special Teams Offensive Lineman Defensive Lineman | Chris Leak, Florida Carlos Rogers, Auburn Carnell Williams, Auburn Kyle Roper, Arkansas Marcus Spears, LSU |
| Nov. 20 | Offensive Defensive Special Teams Offensive Lineman Defensive Lineman | Alley Broussard, LSU Ray McDonald, Florida Pierre Brown, Arkansas Rob Smith, Tennessee Jay Ratliff, Auburn |
| Nov. 26-27 | Offensive Defensive Special Teams Offensive Lineman Defensive Lineman | Rick Clausen, Tennessee David Pollack, Georgia Chris Jackson, LSU Chris Spencer, Ole Miss Marcus Spears, LSU |

2005

| | | |
|-----------|---|--|
| Sept. 1-5 | Offensive Defensive Special Teams Offensive Lineman Defensive Lineman Freshman | D.J. Shockley, Georgia Patrick Willis, Ole Miss Chris Hetland, Florida Brian Stamper, Vanderbilt Justin Harrell, Tennessee Felix Jones, Arkansas |
| Sept. 10 | Offensive Defensive Special Teams Offensive Lineman Defensive Lineman Freshman | Jay Cutler, Vanderbilt Will Herring, Auburn Tyrone Prothro, Alabama Dennis Roland, Georgia Claude Wroten, LSU Carlos Thomas, South Carolina |
| Sept. 17 | Offensive Defensive Special Teams Offensive Lineman Defensive Lineman Freshman | Kenneth Darby, Alabama Moses Osemwegie, Vanderbilt Chris Hetland, Florida Daniel Inman, Georgia Willie Evans, Mississippi State Brad Lester, Auburn |
| Sept. 24 | Offensive Defensive Special Teams Offensive Lineman Defensive Lineman Freshman | Rick Clausen, Tennessee DeMeco Ryans, Alabama Jeremy Schatz, Alabama Mike Degory, Florida Quentin Moses, Georgia Blake Field, Auburn |
| Oct. 1 | Offensive Defensive Special Teams Offensive Lineman Defensive Lineman Freshman | Brodie Croyle, Alabama Travis Williams, Auburn Skyler Green, LSU Arron Sears, Tennessee Mark Anderson, Alabama Brad Lester, Auburn |
| Oct. 8 | Offensive Defensive Special Teams Offensive Lineman Defensive Lineman Freshman | JaMarcus Russell, LSU Ko Simpson, South Carolina Thomas Flowers, Georgia Max Jean-Gilles, Georgia Jeremy Mincey, Florida Sidney Rice, South Carolina |
| Oct. 15 | Offensive Defensive Special Teams Offensive Lineman Defensive Lineman Freshman | Kenny Irons, Auburn Ali Highsmith, LSU Jamie Christensen, Alabama Daniel Inman, Georgia Quentin Moses, Georgia Darren McFadden, Arkansas |
| Oct. 22 | Offensive Defensive Special Teams Offensive Lineman Defensive Lineman Freshman | Syvelle Newton, South Carolina DeMeco Ryans, Alabama Jamie Christensen, Alabama Max Jean-Gilles, Georgia Claude Wroten, LSU Darren McFadden, Arkansas |
| Oct. 29 | Offensive Defensive Special Teams Offensive Lineman Defensive Lineman Freshman | Rafael Little, Kentucky Jeremy Mincey, Florida Josh Brown, South Carolina Drew Miller, Florida Marques Gunn, Auburn Sidney Rice, South Carolina |
| Nov. 5 | Offensive Defensive Special Teams Offensive Lineman Defensive Lineman Freshman | Chris Leak, Florida Simeon Castille, Alabama Bryant Hahnfeldt, Vanderbilt Leon Hart, Auburn Orus Lambert, South Carolina Markus Manson, Florida |
| Nov. 12 | Offensive Defensive Special Teams Offensive Lineman Defensive Lineman | Kenny Irons, Auburn Kyle Williams, LSU Rafael Little, Kentucky Joe Cope, Auburn Chris Tucker, South Carolina |

| | | |
|------------|---|--|
| | Freshman | Casey Dick, Arkansas |
| Nov. 19 | Offensive Defensive Special Teams Offensive Lineman Defensive Lineman Freshman | Jay Cutler, Vanderbilt Stanley McClover, Auburn Chris Jackson, LSU Nick Jones, Georgia Jamaal Anderson, Arkansas Earl Bennett, Vanderbilt |
| Nov. 25-26 | Offensive Defensive Special Teams Offensive Lineman Defensive Lineman Freshman | Jerious Norwood, Mississippi State Jarvis Herring, Florida Thomas Flowers, Georgia Randy Hand, Florida Melvin Oliver, LSU Arian Foster, Tennessee |

2006

| | | |
|----------|---|--|
| Sept. 2 | Offensive Defensive Special Teams Offensive Lineman Defensive Lineman Freshman | Kenny Irons, Auburn Jerod Mayo, Tennessee Ryan Succop, South Carolina Antoine Caldwell, Alabama Quentin Moses, Georgia Dexter McCluster, Ole Miss |
| Sept. 9 | Offensive Defensive Special Teams Offensive Lineman Defensive Lineman Freshman | Erik Ainge, Tennessee Charles Johnson, Georgia Leigh Tiffin, Alabama Ben Grubbs, Auburn Glenn Dorsey, LSU Percy Harvin, Florida |
| Sept. 16 | Offensive Defensive Special Teams Offensive Lineman Defensive Lineman Freshman | Andre' Woodson, Kentucky Earl Everett, Florida Kody Bliss, Auburn Fernando Velasco, Georgia Glenn Dorsey, LSU Mitch Mustain, Arkansas |
| Sept. 23 | Offensive Defensive Special Teams Offensive Lineman Defensive Lineman Freshman | Sidney Rice, South Carolina Randy Kelly, Arkansas Matt Clark, Auburn Arron Sears, Tennessee Chase Pittman, LSU Joe Cox, Georgia |
| Sept. 30 | Offensive Defensive Special Teams Offensive Lineman Defensive Lineman Freshman | JaMarcus Russell, LSU Reggie Nelson, Florida James Wilhoit, Tennessee Tim Duckworth, Auburn Charles Johnson, Georgia LaMarcus Coker, Tennessee |
| Oct. 7 | Offensive Defensive Special Teams Offensive Lineman Defensive Lineman Freshman | Erik Ainge, Tennessee Rory Johnson, Ole Miss Eric Wilbur, Florida Jonathan Luigs, Arkansas Jamaal Anderson, Arkansas Tim Tebow, Florida |
| Oct. 14 | Offensive Defensive Special Teams Offensive Lineman Defensive Lineman Freshman | JaMarcus Russell, LSU Quentin Groves, Auburn Derek Pegues, Mississippi State Chris Williams, Vanderbilt Keith Jackson, Arkansas Prince Hall, Alabama |
| Oct. 21 | Offensive Defensive Special Teams Offensive Lineman Defensive Lineman Freshman | Dwayne Bowe, LSU Jerod Mayo, Tennessee Felix Jones, Arkansas King Dunlap, Auburn Casper Brinkley, South Carolina Matthew Stafford, Georgia |
| Oct. 28 | Offensive Defensive Special Teams Offensive Lineman Defensive Lineman Freshman | Chris Nickson, Vanderbilt Jonathan Wade, Tennessee Keenan Burton, Kentucky Stephen Parker, Arkansas Ray McDonald, Florida Aairon Savage, Auburn |
| Nov. 4 | Offensive Defensive Special Teams Offensive Lineman Defensive Lineman Freshman | JaMarcus Russell, LSU Quinton Culbertson, Mississippi State Anthony Brown, Arkansas Ben Grubbs, Auburn Jarvis Moss, Florida Trevard Lindley, Kentucky |
| Nov. 11 | Offensive Defensive Special Teams Offensive Lineman Defensive Lineman Freshman | Andre' Woodson, Kentucky Tra Battle, Georgia Jarvis Moss, Florida Tony Ugoh, Arkansas Tyson Jackson, LSU Matthew Stafford, Georgia |

HONORS & ACCOLADES

| | | |
|------------|---|--|
| Nov. 18 | Offensive Defensive Special Teams Offensive Lineman Defensive Lineman Freshman | Blake Mitchell, South Carolina Chris Houston, Arkansas James Wilhoit, Tennessee Matt McCutchan, Kentucky Quentin Groves, Auburn Riley Cooper, Florida |
| Nov. 24-25 | Offensive Defensive Special Teams Offensive Lineman Defensive Lineman Freshman | Chris Leak, Florida/Darren McFadden, Arkansas Paul Oliver, Georgia Trindon Holliday, LSU Jamon Meredith, South Carolina Turk McBride, Tennessee Marshay Green, Ole Miss |

2007

| | | |
|-----------------|---|---|
| Aug. 30-Sept. 1 | Offensive Defensive Special Teams Offensive Lineman Defensive Lineman Freshman | Earl Bennett, Vanderbilt Dustin Mouzon, Ole Miss Felix Jones, Arkansas Fernando Velasco, Georgia Quentin Groves, Auburn Terry Grant, Alabama |
| Sept. 8 | Offensive Defensive Special Teams Offensive Lineman Defensive Lineman Freshman | Tim Tebow, Florida Gabe O'Neal, Mississippi State Ryan Succop, South Carolina Jason Leger, Kentucky Kirston Pittman, LSU Terry Grant, Alabama |
| Sept. 15 | Offensive Defensive Special Teams Offensive Lineman Defensive Lineman Freshman | Andre' Woodson, Kentucky Derek Pegues, Mississippi State Brandon James, Florida Chris Williams, Vanderbilt Jeff Owens, Georgia Terry Grant, Alabama |
| Sept. 22 | Offensive Defensive Special Teams Offensive Lineman Defensive Lineman Freshman | Tim Tebow, Florida Wesley Woodyard, Kentucky Patrick Tatum, Auburn Jason Leger, Kentucky Glenn Dorsey, LSU Knowshon Moreno, Georgia |
| Sept. 29 | Offensive Defensive Special Teams Offensive Lineman Defensive Lineman Freshman | Thomas Brown, Georgia Jerraud Powers, Auburn Wes Byrum, Auburn Garry Williams, Kentucky Damario Ambrose, Arkansas Chris Smelley, South Carolina |
| Oct. 4-6 | Offensive Defensive Special Teams Offensive Lineman Defensive Lineman Freshman | Jacob Hester, LSU Eric Norwood, South Carolina Britton Colquitt, Tennessee Tyronne Green, Auburn Wallace Gilberry, Alabama Chris Smelley, South Carolina |
| Oct. 13 | Offensive Defensive Special Teams Offensive Lineman Defensive Lineman Freshman | Andre' Woodson, Kentucky Tray Blackmon, Auburn Javier Arenas, Alabama Josh McNeil, Tennessee Greg Hardy, Ole Miss Knowshon Moreno, Georgia |
| Oct. 20 | Offensive Defensive Special Teams Offensive Lineman Defensive Lineman Freshman | Matt Flynn, LSU D.J. Moore, Vanderbilt Brett Upson, Vanderbilt Jonathan Luigs, Arkansas Jermaine Cunningham, Florida Kareem Jackson, Alabama |
| Oct. 27 | Offensive Defensive Special Teams Offensive Lineman Defensive Lineman Freshman | Knowshon Moreno, Georgia Avery Hannibal, Mississippi State Daniel Lincoln, Tennessee Hamilton Holliday, Vanderbilt Antonio Coleman, Auburn Wesley Carroll, Mississippi State |
| Nov. 3 | Offensive Arkansas Special Teams Offensive Lineman Defensive Lineman Freshman | Darren McFadden, Defensive Glenn Dorsey, LSU Javier Arenas, Alabama Mitch Petrus, Arkansas Jermaine Cunningham, Florida Knowshon Moreno, Georgia |
| Nov. 10 | Offensive Defensive Special Teams Offensive Lineman Defensive Lineman Freshman | Tim Tebow, Florida Anthony Johnson, Mississippi State Leigh Tiffin, Alabama Fernando Velasco, Georgia Jeremy Jarmon, Kentucky Eric Berry, Tennessee |
| Nov. 17 | Offensive Defensive | Casey Dick, Arkansas Craig Steltz, LSU |

| | | |
|------------|--|---|
| Nov. 23-24 | Special Teams Offensive Lineman Defensive Lineman Freshman Offensive Defensive Special Teams Offensive Lineman Defensive Lineman Freshman | Dennis Rogan, Tennessee Nate Garner, Arkansas Geno Atkins, Georgia Rennie Curran, Georgia Darren McFadden, Arkansas Jerod Mayo, Tennessee Derek Pegues, Mississippi State Drew Miller, Florida Josh Thompson, Auburn Eric Berry, Tennessee |
|------------|--|---|

2008

| | | |
|-----------------|---|--|
| Aug. 28-Sept. 1 | Offensive Defensive Special Teams Offensive Line Defensive Line Freshman | Chris Nickson, Vanderbilt Myron Pryor, Kentucky Brandon James, Florida Mike Johnson, Alabama Terrence Cody, Alabama Brandon Bolden, Ole Miss |
| Sept. 4-6 | Offensive Defensive Special Teams Offensive Line Defensive Line Freshman | Knowshon Moreno, Georgia Patrick Benoist, Vanderbilt Javier Arenas, Alabama Jason Bosley, Auburn Jermaine Cunningham, Florida Joe Adams, Arkansas |
| Sept. 13 | Offensive Defensive Special Teams Offensive Line Defensive Line Freshman | Mike Hartline, Kentucky Rennie Curran, Georgia Trindon Holliday, LSU Chris Scott, Tennessee Jessie Bowman, Mississippi State Julio Jones, Alabama |
| Sept. 20 | Offensive Defensive Special Teams Offensive Line Defensive Line Freshman | Charles Scott, LSU Ryan Hamilton, Vanderbilt Brandon James, Florida Andre Smith, Alabama Peria Jerry, Ole Miss A.J. Green, Georgia |
| Sept. 27 | Offensive Defensive Special Teams Offensive Line Defensive Line Freshman | John Parker Wilson, Alabama Jamarca Sanford, Ole Miss Ryan Succop, South Carolina Garry Williams, Kentucky Antonio Coleman, Auburn Jarrett Lee, LSU |
| Oct. 4 | Offensive Defensive Special Teams Offensive Line Defensive Line Freshman | Chris Smelley, South Carolina Patrick Benoist, Vanderbilt Brett Upson, Vanderbilt Maurkice Pouncey, Florida Bobby Greenwood, Alabama Jeffrey Demps, Florida |
| Oct. 11 | Offensive Defensive Special Teams Offensive Line Defensive Line Freshman | Michael Smith, Arkansas Brandon Spikes, Florida Captain Munnerlyn, South Carolina Clint Boling, Georgia Adrian Davis, Arkansas Stephen Garcia, South Carolina |
| Oct. 18 | Offensive Defensive Special Teams Offensive Line Defensive Line Freshman | Knowshon Moreno, Georgia Eric Berry, Tennessee Brett Upson, Vanderbilt Mike Johnson, Alabama Tyson Jackson, LSU Randall Cobb, Kentucky |
| Oct. 25 | Offensive Defensive Special Teams Offensive Line Defensive Line Freshman | Knowshon Moreno, Georgia Darryl Gamble, Georgia Jeff Demps, Florida J.C. Brignone, Mississippi State Peria Jerry, Ole Miss Julio Jones, Alabama |
| Nov. 1 | Offensive Defensive Special Teams Offensive Line Defensive Line Freshman | Casey Dick, Arkansas Joe Haden, Florida Spencer Lanning, South Carolina Maurice Miller, Ole Miss Ventrell Jenkins, Kentucky Mark Ingram, Alabama |
| Nov. 8 | Offensive Defensive Special Teams Offensive Line Defensive Line Freshman | Tim Tebow, Florida Rashad Johnson, Alabama Tristan Davis, Auburn Ben Jones, Georgia Jordin Lindsey, South Carolina Julio Jones, Alabama |
| Nov. 15 | Offensive Defensive Special Teams Offensive Line Defensive Line | Percy Harvin, Florida D.J. Moore, Vanderbilt Javier Arenas, Alabama Michael Oher, Ole Miss Jermaine Cunningham, Florida |



HONORS & ACCOLADES

| | | |
|------------|---|--|
| | Freshman | A.J. Green, Georgia |
| Nov. 22 | Offensive Defensive Special Teams Offensive Line Defensive Line Freshman | Anthony Dixon, Mississippi State Eric Berry, Tennessee Colt David, LSU Daverin Gerald, Ole Miss Peria Jerry, Ole Miss Chris Rainey, Florida |
| Nov. 28-29 | Offensive Defensive Special Teams Offensive Line Defensive Line Freshman | Tim Tebow, Florida Peria Jerry, Ole Miss Gerald Jones, Tennessee Antoine Caldwell, Alabama Carlos Dunlap, Florida Dennis Johnson, Arkansas |

2009

| | | |
|-------------|---|--|
| Sept. 3-6 | Offensive Defensive CoSpecial Teams Offensive Lineman Defensive Lineman Freshman | Mark Ingram, Alabama Trevar Lindley, Kentucky Dennis Johnson, Arkansas/Brandon James, Florida Chris Scott, Tennessee Devin Taylor, South Carolina Oterio McCalebb, Auburn |
| Sept. 12 | Offensive Defensive Special Teams Offensive Lineman Defensive Lineman Freshman | Tim Tebow, Florida Rahim Alem, LSU Brandon Boykin, Georgia Clint Boling, Georgia Antonio Coleman, Auburn Trent Richardson, Alabama |
| Sept. 19 | Offensive Defensive Special Teams Offensive Lineman Defensive Lineman Freshman | Joe Cox, Georgia Craig Stevens, Auburn Derrick Locke, Kentucky Maurkice Pouncey, Florida Pernell McPhee, Mississippi State Jarvis Giles, South Carolina |
| Sept. 24-26 | Offensive Defensive Special Teams Offensive Lineman Defensive Lineman Freshman | A.J. Green, Georgia Eric Norwood, South Carolina Chad Jones, LSU Marcus Gilbert, Florida Justin Houston, Georgia Trent Richardson, Alabama |
| Oct. 3 | Offensive Defensive Special Teams Offensive Lineman Defensive Lineman Freshman | Charles Scott, LSU Rolando McClain, Alabama Wes Byrum, Auburn John Jerry, Ole Miss Tenarius Wright, Arkansas Oterio McCalebb, Auburn |
| Oct. 10 | Offensive Defensive Special Teams Offensive Lineman Defensive Lineman Freshman | Jonathan Crompton, Tennessee Brandon Spikes, Florida Dennis Johnson, Arkansas William Vlachos, Alabama Corey Peters, Kentucky Alshon Jeffery, South Carolina |
| Oct. 17 | Offensive Defensive Special Teams Offensive Lineman Defensive Lineman Freshman | Mark Ingram, Alabama Micah Johnson, Kentucky Caleb Sturgis, Florida Daverin Gerald, Ole Miss Geno Atkins, Georgia Corey Broomfield, Mississippi State |
| Oct. 24 | Offensive Defensive Special Teams Offensive Lineman Defensive Lineman Freshman | Dexter McCluster, Ole Miss Harry Coleman, LSU Leigh Tiffin, Alabama Jorge Gonzalez, Kentucky Terrence Cody, Alabama Johnthan Banks, Mississippi State |
| Oct. 31 | Offensive Defensive Special Teams Offensive Lineman Defensive Lineman Freshman | Anthony Dixon, Mississippi State Walt McFadden, Auburn Caleb Sturgis, Florida Mitch Petrus, Arkansas Antonio Coleman, Auburn Janzen Jackson, Tennessee |
| Nov. 7 | Offensive Defensive Special Teams Offensive Lineman Defensive Lineman Freshman | Ryan Mallett, Arkansas Javier Arenas, Alabama Chas Henry, Florida Aaron Douglas, Tennessee Montez Robinson, Georgia Morgan Newton, Kentucky |
| Nov. 14 | Offensive Defensive Special Teams Offensive Lineman Defensive Lineman | Dexter McCluste, Ole Miss Joe Haden, Florida Demond Washington, Auburn Mike Johnson, Alabama Corey Peters, Kentucky |

| | | |
|------------|---|--|
| | Freshman | Washaun Ealey, Georgia |
| Nov. 21 | Offensive Defensive Special Teams Offensive Lineman Defensive Lineman Freshman | Ryan Mallett, Arkansas Sam Maxwell, Kentucky Javier Arenas, Alabama Reid Neely, Ole Miss Wes Brown, Tennessee Warren Norman, Vanderbilt |
| Nov. 27-28 | Offensive Defensive Special Teams Offensive Lineman Defensive Lineman Freshman | Montario Hardesty, Tennessee/Tim Tebow, Florida Rolando McClain, Alabama Josh Jasper, LSU Mike Pouncey, Florida Ladi Ajiboye, South Carolina/Pernell McPhee, Mississippi State Washaun Ealey, Georgia |

2010

| | | |
|----------|---|---|
| Sept. 24 | Offensive Defensive Special Teams Offensive Line Defensive Line Freshman | Cam Newton, Auburn Danny Travathan, Kentucky Patrick Peterson, LSU T.J. Johnson, South Carolina Jaye Howard, Florida Tyler Russell, Mississippi State |
| Sept. 11 | Offensive Defensive Special Teams Offensive Line Defensive Line Freshman | Marcus Lattimore, South Carolina/Trent Richardson, Alabama Nick Fairley, Auburn Jeff Demps, Florida Mike Pouncey, Florida Drake Nevis, LSU Marcus Lattimore, South Carolina |
| Sept. 18 | Offensive Defensive Special Teams Offensive Line Defensive Line Freshman | Ryan Mallett, Arkansas Josh Bynes, Auburn Josh Jasper, LSU Wesley Johnson, Vanderbilt Drake Nevis, LSU Jelani Jenkins, Florida |
| Sept. 25 | Offensive Defensive Special Teams Offensive Line Defensive Line Freshman | Cam Newton, Auburn Robert Lester, Alabama Patrick Peterson, LSU Derek Sherrod, Mississippi State Mike Blanc, Auburn Trey Burto, Florida |
| Oct. 2 | Offensive Defensive Special Teams Offensive Line Defensive Line Freshman | Stevan Ridley, LSU Courtney Upshaw, Alabama Jesse Grandy, Ole Miss Chance Warmack, Alabama Nick Fairley, Auburn LaDarius Perkins, Mississippi State |
| Oct. 9 | Offensive Defensive Special Teams Offensive Line Defensive Line Freshman | Stephen Garcia, South Carolina Tramain Thomas, Arkansas Wes Byrum, Auburn Derek Sherrod, Mississippi State Drake Nevis, LSU Aaron Murray, Georgia |
| Oct. 16 | Offensive Defensive Special Teams Offensive Line Defensive Line Freshman | Cam Newton, Auburn/Mike Hartline, Kentucky Chris White, Mississippi State Ryan Tydlacka, Kentucky/Marquis Maze, Alabama Ben Jones, Georgia Nick Fairley, Auburn Aaron Murray, Georgia |
| Oct. 23 | Offensive Defensive Special Teams Offensive Line Defensive Line Freshman | Cam Newton, Auburn Justin Houston, Georgia Joe Adams, Arkansas James Carpenter, Alabama Nick Fairley, Auburn LaDarius Perkins, Mississippi State |
| Oct. 30 | Offensive Defensive Special Teams Offensive Line Defensive Line Freshman | Ryan Mallett, Arkansas Chris White, Mississippi State Chas Henry, Florida/Demond Washington, Auburn Derek Sherrod, Mississippi State Devin Taylor, South Carolina Michael Dyer, Auburn/Trey Burton, Florida/Marcus Lattimore, South Carolina |
| Nov. 6 | Offensive Defensive Special Teams Offensive Line Defensive Line Freshman | Knile Davis, Arkansas Kelvin Sheppard, LSU Chris Rainey, Florida Bobby Massie, Ole Miss Drake Nevis, LSU Tyler Bray, Tennessee |
| Nov. 13 | Offensive Defensive Special Teams Offensive Line Defensive Line | Marcus Lattimore, South Carolina/Cam Newton, Auburn Robert Lester, Alabama Spencer Lanning, South Carolina Mike Berry, Auburn DeQuin Evans, Kentucky |

HONORS & ACCOLADES

| | | |
|------------|--|--|
| | Freshman | Tyler Bray, Tennessee/Marcus Lattimore, South Carolina |
| Nov. 18-20 | Offensive Defensive Special Teams Offensive Lineman Defensive Line Freshman | Jordan Jefferson, LSU Jerry Franklin, Arkansas Josh Jasper, LSU DeMarcus Love, Arkansas Gerald Williams, Tennessee Marcus Lattimore, South Carolina |
| Nov. 26-27 | Offensive Defensive Special Teams Offensive Lineman Defensive Line Freshman | Cam Newton, Auburn Jerico Nelson, Arkansas Spencer Lanning, South Carolina Derek Sherrod, Arkansas Nick Fairley, Auburn/Abry Jones, Georgia LaDarius Perkins, Mississippi State/Tyler Bray, Tennessee |

| | | |
|------------|---|--|
| Nov. 19 | Offensive Defensive Special Teams Offensive Lineman Defensive Lineman Freshman | Tyler Wilson, Arkansas Ron Brooks, LSU/Danny Trevathan, Kentucky Blair Walsh, Georgia Will Blackwell, LSU Malik Jackson, Tennessee/Abry Jones, Georgia Curt Maggitt, Tennessee |
| Nov. 25-26 | Offensive Defensive Special Teams Offensive Lineman Defensive Lineman Freshman | Trent Richardson, Alabama/Connor Shaw, South Carolina Tyrann Mathieu, LSU Ryan Tydlacka, Kentucky Kyle Fischer, Vanderbilt/William Vlachos, Alabama Fletcher Cox, Mississippi State/Garrison Smith, Georgia Kenny Hilliard, LSU |

2011

| | | |
|-------------|---|---|
| Sept. 13 | Offensive Defensive Special Teams Offensive Lineman Defensive Lineman Freshman | Vick Ballard, Mississippi State Tyrann Mathieu, LSU Joe Adams, Arkansas Roquevious Watkins, South Carolina Jaye Howard, Florida/Luke McDermott, Kentucky Trey DePriest, Alabama/Tre Mason, Auburn |
| Sept. 10 | Offensive Defensive Special Teams Offensive Lineman Defensive Lineman Freshman | Tyler Bray, Tennessee Mark Barron, Alabama Melvin Ingram, South Carolina Alvin Bailey, Arkansas Rob Lohr, Vanderbilt Josh Clemons, Kentucky/Isaiah Crowell, Georgia |
| Sept. 15-17 | Offensive Defensive Special Teams Offensive Lineman Defensive Lineman Freshman | Chris Rainey, Florida/Marcus Lattimore, South Carolina Trey Wilson, Vanderbilt Caleb Sturgis, Florida Wesley Johnson, Vanderbilt Bennie Logan, LSU Odell Beckham, LSU |
| Sept. 24 | Offensive Defensive Special Teams Offensive Lineman Defensive Lineman Freshman | Trent Richardson, Alabama Melvin Ingram, South Carolina Brad Wing, LSU Barrett Jones, Alabama Jaye Howard, Florida Isaiah Crowell, Georgia |
| Oct. 1 | Offensive Defensive Special Teams Offensive Lineman Defensive Lineman Freshman | Tyler Wilson, Arkansas/Jarius Wright, Arkansas Melvin Ingram, South Carolina Steven Clark, Auburn William Vlachos, Alabama Sam Montgomery, LSU Isaiah Crowell, Georgia |
| Oct. 8 | Offensive Defensive Special Teams Offensive Lineman Defensive Lineman Freshman | Connor Shaw, South Carolina Mike Gilliard, Georgia Blair Walsh, Georgia Will Blackwell, LSU Fletcher Cox, Mississippi State Tevin Mitchel, Arkansas |
| Oct. 15 | Offensive Defensive Special Teams Offensive Lineman Defensive Lineman Freshman | Trent Richardson, Alabama Corey Lemonier, Auburn/D.J. Swearinger, South Carolina Steven Clark, Auburn Chris Faulk, LSU Fletcher Cox, Mississippi State Bruce Ellington, South Carolina Ray Drew, Georgia |
| Oct. 22 | Offensive Defensive Special Teams Offensive Lineman Defensive Lineman Freshman | Dennis Johnson, Arkansas Dont'a Hightower, Alabama Brad Wing, LSU Ryan Seymour, Vanderbilt Barkevious Mingo, LSU A.J. Johnson, Tennessee |
| Oct. 29 | Offensive Defensive Special Teams Offensive Lineman Defensive Lineman Freshman | Michael Dyer, Auburn Jerry Franklin, Arkansas/Jarvis Jones, Georgia Zach Hocker, Arkansas Cordy Glenn, Georgia Fletcher Cox, Mississippi State Brandon Wilds, South Carolina |
| Nov. 5 | Offensive Defensive Special Teams Offensive Lineman Defensive Lineman Freshman | Jeff Demps, Florida Eric Reid, LSU Dennis Johnson, Arkansas Ben Jones, Georgia Jake Bequette, Arkansas/Sam Montgomery, LSU Maxwell Smith, Kentucky |
| Nov. 12 | Offensive Defensive Special Teams Offensive Lineman Defensive Lineman Freshman | Zac Stacy, Vanderbilt Dont'a Hightower, Alabama Joe Adams, Arkansas Ben Jones, Georgia Travian Robertson, South Carolina Isaiah Crowell, Georgia |

2012

| | | |
|-----------------|---|--|
| Aug. 30-Sept. 2 | Offensive Defensive Special Teams Offensive Lineman Defensive Lineman Freshman | Marcus Lattimore, South Carolina Dee Milliner, Alabama Marcus Murphy, Missouri Zach Fulton, Tennessee C.J. Johnson, Ole Miss/Chris Smith, Arkansas Todd Gurley, Georgia/T.J. Yeldon, Alabama |
| Sept. 8 | Offensive Defensive Special Teams Offensive Lineman Defensive Lineman Freshman | Tyler Russell, Mississippi State Jarvis Jones, Georgia Caleb Sturgis, Florida Larry Warford, Kentucky/A.J. Hawkins, Ole Miss Sam Montgomery, LSU/Damontre Moore, Texas A&M Jalen Mills, LSU |
| Sept. 15 | Offensive Defensive Special Teams Offensive Lineman Defensive Lineman Freshman | Jeff Driskel, Florida Kenronte Walker, Missouri Cody Parkey, Auburn Chance Warmack, Alabama Jadeveon Clowney, South Carolina Johnny Manziel, Texas A&M |
| Sept. 22 | Offensive Defensive Special Teams Offensive Lineman Defensive Lineman Freshman | Cobi Hamilton, Arkansas/Connor Shaw, South Carolina Sam Montgomery, LSU Ace Sanders, South Carolina/Dustin Harris, Texas A&M Aaron Morris, Ole Miss Omar Hunter, Florida Todd Gurley, Georgia |
| Sept. 29 | Offensive Defensive Special Teams Offensive Lineman Defensive Lineman Freshman | Johnny Manziel, Texas A&M Denzel Nkemdiche, Ole Miss/Sanders Commings, Georgia Marcus Murphy, Missouri/Christian Jones, Alabama Jake Matthews Texas A&M Jadeveon Clowney, South Carolina Johnny Manziel, Texas A&M/Keith Marshall, Georgia/Todd Gurley, Georgia |
| Oct. 6 | Offensive Defensive Special Teams Offensive Lineman Defensive Lineman Freshman | Mike Gillislee, Florida Matt Elam, Florida/Kevin Minter, LSU Richard Kent, Vanderbilt/Ace Sanders, South Carolina T.J. Johnson, South Carolina Trey Flowers, Arkansas Bernardrick McKinney, Mississippi State/Johnny Manziel, Texas A&M |



HONORS & ACCOLADES

| | | |
|------------|---|---|
| Oct. 13 | Offensive Defensive Special Teams Offensive Lineman Defensive Lineman Freshman | Johnny Manziel, Texas A&M C.J. Mosley, Alabama Bryson Rose, Ole Miss/Zach Hocker, Arkansas/Cordarelle Patterson, Tennessee Tobias Smith, Mississippi State/Jon Halapio, Florida Sam Montgomery, LSU Johnny Manziel, Texas A&M/Jeremy Hill, LSU |
| Oct. 20 | Offensive Defensive Special Teams Offensive Lineman Defensive Lineman Freshman | Aaron Murray, Georgia Kevin Minter, LSU Kyle Christy, Florida Joe Townsend, Vanderbilt Damontre Moore, Texas A&M Amari Cooper, Alabama |
| Oct. 27 | Offensive Defensive Special Teams Offensive Lineman Defensive Lineman Freshman | Connor Shaw, South Carolina Jarvis Jones, Georgia Bryson Rose, Ole Miss Chance Warmack, Alabama Sheldon Richardson, Missouri Johnny Manziel, Texas A&M |
| Nov. 3 | Offensive Defensive Special Teams Offensive Lineman Defensive Lineman Freshman | Aaron Murray, Georgia/Tyler Bray, Tennessee Adrian Hubbard, Alabama Carey Spear, Vanderbilt La'El Collins, LSU Wesley Johnson, Vanderbilt Sharrif Floyd, Florida/Chris Smith, Arkansas Johnny Manziel, Texas A&M |
| Nov. 10 | Offensive Defensive Special Teams Offensive Lineman Defensive Lineman Freshman | Johnny Manziel, Texas A&M D.J. Swearinger, South Carolina/Craig Loston, LSU Andrew Baggett, Missouri/Loucheiz Purifoy, Florida David Andrews, Georgia Walker May, Vanderbilt Johnny Manziel, Texas A&M |
| Nov. 17 | Offensive Defensive Special Teams Offensive Lineman Defensive Lineman Freshman | Tyler Russell, Mississippi State Andre Hal, Vanderbilt Odell Beckham, Jr., LSU P.J. Lonergan, LSU Donte Rumph, Kentucky Johnny Manziel, Texas A&M |
| Nov. 23-24 | Offensive Defensive Special Teams Offensive Lineman Defensive Lineman Freshman | Mike Gillislee, Florida/Donte Moncrief, Ole Miss Bacari Rambo, Georgia/Jadeveon Clowney, South Carolina Caleb Sturgis, Florida/Carey Spear, Vanderbilt Barrett Jones, Alabama Jadeveon Clowney, South Carolina Johnny Manziel, Texas A&M |

2013

| | | |
|------------|---|--|
| Aug. 29-31 | Offensive Defensive Special Teams Offensive Lineman Defensive Lineman Freshman | Todd Gurley, Georgia Robenson Therezie, Auburn Christion Jones, Alabama La'el Collins, LSU Trey Flowers, Arkansas Laquon Treadwell, Ole Miss |
| Sept. 7 | Offensive Defensive Special Teams Offensive Lineman Defensive Lineman Freshman | Aaron Murray, Georgia Brian Randolph, Tennessee Odell Beckham Jr., LSU Kevin Mitchell, Kentucky Markus Golden, Missouri Alex Collins, Arkansas |
| Sept. 14 | Offensive Defensive Special Teams Offensive Lineman Defensive Lineman Freshman | AJ McCarron, Alabama Ego Ferguson, LSU Alan D'Apollonio, Arkansas Gabe Jackson, Mississippi State Kony Ealy, Missouri Alex Collins, Arkansas |
| Sept. 21 | Offensive Defensive Special Teams Offensive Lineman Defensive Lineman Freshman | Jeremy Hill, LSU Dante Fowler, Florida Jeff Scott, Ole Miss Clayton Stadnik, South Carolina Chris Smith, Arkansas Reggie Davis, Georgia |
| Sept. 28 | Offensive Defensive Special Teams Offensive Lineman Defensive Lineman Freshman | Aaron Murray, Georgia C.J. Mosley, Alabama Marshall Morgan, Georgia A.J. Cann, South Carolina Michael Sam, Missouri Vernon Hargreaves, III, Florida |
| Oct. 5 | Offensive Defensive Special Teams Offensive Lineman Defensive Lineman Freshman | Zach Mettenberger, LSU Loucheiz Purifoy, Florida Marshall Morgan, Georgia Chris Burnette, Georgia Michael Sam, Missouri Carl Lawson, Auburn |
| Oct. 12 | Offensive Defensive | Johnny Manziel, Texas A&M Kentrell Brothers, Missouri |

| | | |
|------------|---|---|
| | Special Teams Offensive Lineman Defensive Lineman Freshman | Sam Irwin/Hill, Arkansas Anthony Steen, Alabama Danielle Hunter, LSU Jeremy Johnson, Auburn |
| Oct. 19 | Offensive Defensive Special Teams Offensive Lineman Defensive Lineman Freshman | Nick Marshall, Auburn Michael Sam, Missouri Michael Palardy, Tennessee Wesley Johnson, Vanderbilt Cameron Whigham, Ole Miss Maty Mauk, Missouri |
| Oct. 26 | Offensive Defensive Special Teams Offensive Lineman Defensive Lineman Freshman | Connor Shaw, South Carolina Landon Collins, Alabama Elliott Fry, South Carolina Gabe Jackson, Mississippi State Kelcy Quarles, South Carolina Jeremy Johnson, Auburn |
| Nov. 2 | Offensive Defensive Special Teams Offensive Lineman Defensive Lineman Freshman | Tre Mason, Auburn Victor Hampton, South Carolina Marshall Morgan, Georgia Justin Britt, Missouri Caleb Azubike, Vanderbilt Maty Mauk, Missouri |
| Nov. 9 | Offensive Defensive Special Teams Offensive Lineman Defensive Lineman Freshman | Nick Marshall, Auburn C.J. Mosley, Alabama Chris Davis, Auburn Laremy Tunsil, Ole Miss Garrison Smith, Georgia Maty Mauk, Missouri |
| Nov. 16 | Offensive Defensive Special Teams Offensive Lineman Defensive Lineman Freshman | Jordan Matthews, Vanderbilt C.J. Mosley, Alabama Cody Mandell, Alabama Reese Dismukes, Auburn Robert Nkemdiche, Ole Miss Elliott Fry, South Carolina |
| Nov. 23 | Offensive Defensive Special Teams Offensive Lineman Defensive Lineman Freshman | Terrence Magee, LSU Chase Garnham, Vanderbilt Harrold Brantley, Missouri Gabe Jackson, Mississippi State Garrison Smith, Georgia Paris Head, Vanderbilt/Rashard Robinson, LSU |
| Nov. 28-30 | Offensive Defensive Special Teams Offensive Lineman Defensive Lineman Freshman | Nick Marshall, Auburn E.J. Gaines, Missouri/Nickoe Whitley, Mississippi State Chris Davis, Auburn/Carey Spear, Vanderbilt Corey Miller, Tennessee Kelcy Quarles, South Carolina/Corey Miller, Tennessee Chris Jones, Mississippi State/Anthony Jennings, LSU |

2014

| | | |
|------------|---|--|
| Aug. 28-31 | Offensive Defensive Special Teams Offensive Lineman Defensive Lineman Freshman | Kenny Hill, Texas A&M/Todd Gurley, Georgia Amarlo Herrera, Georgia Adam Griffith, Alabama Jon Toth, Kentucky Preston Smith, Mississippi State Daniel Carlson, Auburn |
| Sept. 6 | Offensive Defensive Special Teams Offensive Lineman Defensive Lineman Freshman | Maty Mauk, Missouri Cliff Coleman, Ole Miss Elliott Fry, South Carolina Max Garcia, Florida Preston Smith, Mississippi State Jalen Hurd, Tennessee |
| Sept. 13 | Offensive Defensive Special Teams Offensive Lineman Defensive Lineman Freshman | Alex Collins, Arkansas Shane Ray, Missouri Kyle Christy, Florida Corey Robinson, South Carolina Preston Smith, Mississippi State Garrett Johnson, Kentucky |
| Sept. 20 | Offensive Defensive Special Teams Offensive Lineman Defensive Lineman Freshman | Amari Cooper, Alabama/Dak Prescott, Mississippi State Joshua Holsey, Auburn Darius Sims, Vanderbilt Ben Beckwith, Mississippi State Trey Flowers, Arkansas Sony Michel, Georgia |
| Sept. 27 | Offensive Defensive Special Teams Offensive Lineman Defensive Lineman Freshman | Todd Gurley, Georgia Deshazor Everett, Texas A&M Quan Bray, Auburn Darrian Miller, Kentucky Shane Ray, Missouri Brandon Harris, LSU |
| Oct. 4 | Offensive Defensive Special Teams Offensive Lineman | Bo Wallace, Ole Miss Richie Brown, Mississippi State Daniel Carlson, Auburn Ben Beckwith, Mississippi State |

HONORS & ACCOLADES

| | | |
|------------|---|---|
| | Defensive Lineman Freshman | Alvin "Bud" Dupree, Kentucky Jalen Tabor, Florida/Nick Chubb, Georgia |
| Oct. 11 | Offensive Defensive Special Teams Offensive Lineman Defensive Lineman Freshman | Dak Prescott, Mississippi State Cody Prewitt, Ole Miss JK Scott, Alabama Vadal Alexander, LSU Marquis Haynes, Ole Miss Nick Chubb, Georgia/Leonard Fournette, LSU |
| Oct. 18 | Offensive Defensive Special Teams Offensive Lineman Defensive Lineman Freshman | Nick Chubb, Georgia Damian Swann, Georgia Marcus Murphy, Missouri Arie Kouandjio, Alabama Shane Ray, Missouri Marquis Haynes, Ole Miss |
| Oct. 25 | Offensive Defensive Special Teams Offensive Lineman Defensive Lineman Freshman | Josh Robinson, Mississippi State/Amari Cooper, Alabama Kendell Beckwith, LSU Will Gleeson, Ole Miss Sebastian Tretola, Arkansas Kaleb Eulls, Mississippi State Leonard Fournette, LSU |
| Nov. 1 | Offensive Defensive Special Teams Offensive Lineman Defensive Lineman Freshman | Josh Dobbs, Tennessee Kris Frost, Auburn Mike McNeely, Florida Max Garcia, Florida Shane Ray, Missouri Johnny McCrary, Vanderbilt |
| Nov. 8 | Offensive Defensive Special Teams Offensive Lineman Defensive Lineman Freshman | Kyle Allen, Texas A&M Reggie Ragland, Alabama Isaiah McKenzie, Georgia Arie Kouandjio, Alabama Lorenzo Carter, Georgia Treon Harris, Florida/Nick Chubb, Georgia |
| Nov. 15 | Offensive Defensive Special Teams Offensive Lineman Defensive Lineman Freshman | Russell Hansbrough, Missouri Nick Perry, Alabama/Martrell Spaight, Arkansas JK Scott, Alabama Dan Skipper, Arkansas Derek Barnett, Tennessee Treon Harris, Florida Nick Chubb, Georgia |
| Nov. 22 | Offensive Defensive Special Teams Offensive Lineman Defensive Lineman Freshman | Dak Prescott, Mississippi State Markus Golden, Missouri Sam IrwinHill, Arkansas Ben Beckwith, Mississippi State Darius Philon, Arkansas Treon Harris, Florida/Nick Chubb, Georgia |
| Nov. 27-29 | Offensive Defensive Special Teams Offensive Lineman Defensive Lineman Freshman | Amari Cooper, Alabama Tony Conner, Ole Miss Andrew Baggett, Missouri/Cameron Sutton, Tennessee Austin Shepherd, Alabama C.J. Johnson, Ole Miss/Alvin "Bud" Dupree, Kentucky Leonard Fournette, LSU |

2015

| | | |
|-----------|---|--|
| Sept. 3-5 | Offensive Defensive Special Teams Offensive Lineman Defensive Lineman Freshman | Derrick Henry, Alabama Skai Moore, South Carolina Daniel Carlson, Auburn Kylar Kerbyson, Tennessee Daeshon Hall, Texas A&M Christian Kirk, Texas A&M |
| Sept. 12 | Offensive Defensive Special Teams Offensive Lineman Defensive Lineman Freshman | Leonard Fournette, LSU Kentrell Brothers, Missouri Isaiah McKenzie, Georgia Ethan Pocic, LSU Jordan Jenkins, Georgia Chris Westry, Kentucky |
| Sept. 19 | Offensive Defensive Special Teams Offensive Lineman Defensive Lineman Freshman | Leonard Fournette, LSU/Greyson Lambert, Georgia Robert Nkemdiche, Ole Miss Gary Wunderlich, Ole Miss Vadal Alexander, LSU Jonathan Bullard, Florida Preston Williams, Tennessee |
| Sept. 26 | Offensive Defensive Special Teams Offensive Lineman Defensive Lineman Freshman | Leonard Fournette, LSU Richie Brown, Mississippi State Christian Kirk, Texas A&M Fahn Cooper, Ole Miss Cory Johnson, Kentucky Antonio Callaway, Florida |
| Oct. 3 | Offensive Defensive Special Teams Offensive Lineman Defensive Lineman Freshman | Derrick Henry, Alabama Antonio Morrison, Florida Johnathan Ford, Auburn Sebastian Tretola, Arkansas Myles Garrett, Texas A&M Calvin Ridley, Alabama |

| | | |
|------------|---|--|
| Oct. 10 | Offensive Defensive Special Teams Offensive Lineman Defensive Lineman Freshman | Joshua Dobbs, Tennessee Reggie Ragland, Alabama Reggie Davis, Georgia Ethan Pocic, LSU Ryan Brown, Mississippi State Derrius Guice, LSU |
| Oct. 15/17 | Offensive Defensive Special Teams Offensive Lineman Defensive Lineman Freshman | Derrick Henry, Alabama Lewis Neal, LSU Marshall Morgan, Georgia Vadal Alexander, LSU Myles Garrett, Texas A&M Minkah Fitzpatrick, Alabama |
| Oct. 24 | Offensive Defensive Special Teams Offensive Lineman Defensive Lineman Freshman | Dak Prescott, Mississippi State Trae Elston, Ole Miss JK Scott, Alabama Spencer Pulley, Vanderbilt Marquis Haynes, Ole Miss Dre Greenlaw, Arkansas |
| Oct. 31 | Offensive Defensive Special Teams Offensive Lineman Defensive Lineman Freshman | Chad Kelly, Ole Miss Antonio Morrison, Florida Evan Berry, Tennessee Mitch Smothers, Arkansas Marquis Haynes, Ole Miss Kylar Murray, Texas A&M |
| Nov. 5/7 | Offensive Defensive Special Teams Offensive Lineman Defensive Lineman Freshman | Brandon Allen, Arkansas Alex McCalister, Florida Adam Griffith, Alabama Ryan Kelly, Alabama Chris Jones, Mississippi State Darrin Kirkland, Tennessee |
| Nov. 14 | Offensive Defensive Special Teams Offensive Lineman Defensive Lineman Freshman | Derrick Henry, Alabama Oren Burks, Vanderbilt Isaiah McKenzie, Georgia Dan Skipper, Arkansas Jonathan Allen, Alabama Dre Greenlaw, Arkansas |
| Nov. 21 | Offensive Defensive Special Teams Offensive Lineman Defensive Lineman Freshman | Dak Prescott, Mississippi State DeMarquis Gates, Ole Miss Cyrus Jones, Alabama/Taylor Bertolet, Texas A&M Coleman Thomas, Tennessee Marquis Haynes, Ole Miss Mike Edwards, Kentucky |
| Nov. 27-28 | Offensive Defensive Special Teams Offensive Lineman Defensive Lineman Freshman | Derrick Henry, Alabama Deion Jones, LSU Adam Griffith, Alabama Kylar Kerbyson, Tennessee Robert Nkemdiche, DT, Ole Miss/Deatrich Wise, Jr., Arkansas Arden Key, LSU |

2016

| | | |
|-----------|---|---|
| Sept. 1-5 | Offensive Defensive Special Teams Offensive Lineman Defensive Lineman Freshman | Nick Chubb, Georgia Jonathan Allen, Alabama Elliott Fry, South Carolina Erik McCoy, Texas A&M Deatrich Wise, Arkansas Jonah Williams, Alabama |
| Sept. 10 | Offensive Defensive Special Teams Offensive Lineman Defensive Lineman Freshman | Austin Allen, Arkansas Micah Abernathy, Tennessee Daniel Carlson, Auburn/Tre'Davious White, LSU Dan Skipper, Arkansas A.J. Jefferson, Mississippi State Johnathon Johnson, Missouri |
| Sept. 17 | Offensive Defensive Special Teams Offensive Lineman Defensive Lineman Freshman | Jalen Hurts, Alabama Justin Evans, Texas A&M Eddie Jackson, Alabama/Josh Growden, LSU Frank Ragnow, Arkansas Arden Key, LSU Trayveon Williams, Texas A&M |
| Sept. 24 | Offensive Defensive Special Teams Offensive Lineman Defensive Lineman Freshman | Joshua Dobbs, Tennessee Armani Watts, Texas A&M Daniel Carlson, Auburn/Josh Growden, LSU Jordan Sims, Ole Miss Derek Barnett, Tennessee/Denzil Ware, Kentucky Trayveon Williams, Texas A&M |
| Oct. 1 | Offensive Defensive Special Teams Offensive Lineman Defensive Lineman Freshman | Derrius Guice, LSU Derek Barnett, Tennessee Dan Skipper, Arkansas/Riley Lovingood, Tennessee Ethan Pocic, LSU Daeshon Hall, Texas A&M/Denzil Ware, Kentucky Joshua Jacobs, Alabama |
| Oct. 8-9 | Offensive | Trevor Knight, Texas A&M |



HONORS & ACCOLADES

| | | |
|------------|---|---|
| | Defensive Special Teams Offensive Lineman Defensive Lineman Freshman | Minkah Fitzpatrick, Alabama JK Scott, Alabama Jon Toth, Kentucky Carl Lawson, Auburn/Denzil Ware, Kentucky Trayveon Williams, Texas A&M/Jalen Hurts, Alabama |
| Oct. 15 | Offensive Defensive Special Teams Offensive Lineman Defensive Lineman Freshman | Rawleigh Williams III, Arkansas Zach Cunningham, Vanderbilt Darrius Sims, Vanderbilt Jonah Williams, Alabama Derek Barnett, Tennessee Trayveon Williams, Texas A&M/Jalen Hurts, Alabama |
| Oct. 22 | Offensive Defensive Special Teams Offensive Lineman Defensive Lineman Freshman | Leonard Fournette, LSU Jonathan Allen, Alabama Austin MacGinnins, Kentucky Alex Kozan, Auburn/Ethan Pocic, LSU Montravius Adams, Auburn Benny Snell Jr., Kentucky |
| Oct. 29 | Offensive Defensive Special Teams Offensive Lineman Defensive Lineman Freshman | Kamryn Pettway, Auburn Jamarcus King, South Carolina Daniel Carlson, Auburn Martez Ivey, Florida Adrian Middleton, Kentucky Benny Snell Jr., Kentucky |
| Nov. 5 | Offensive Defensive Special Teams Offensive Lineman Defensive Lineman Freshman | Nick Fitzgerald, Mississippi State/Rawleigh Williams III, Arkansas Ryan Anderson, Alabama JK Scott, Alabama/Rodrigo Blankenship, Georgia Martin Rankin, Mississippi State Lewis Neal, LSU Jake Bentley, South Carolina |
| Nov. 12 | Offensive Defensive Special Teams Offensive Lineman Defensive Lineman Freshman | Jalen Hurts, Alabama/Derrius Guice, LSU Maurice Smith, Georgia Gary Wunderlich, Ole Miss Martez Ivey, Florida/Ethan Pocic, LSU Charles Harris, Missouri Shea Patterson, Ole Miss |
| Nov. 19 | Offensive Defensive Special Teams Offensive Lineman Defensive Lineman Freshman | Rawleigh Williams III, Arkansas David Reese, Florida Eddy Pineiro, Florida Will Holden, Vanderbilt/Dan Skipper, Arkansas Derek Barnett, Tennessee Tyrie Cleveland, Florida |
| Nov. 24-26 | Offensive Defensive Special Teams Offensive Lineman Defensive Lineman Freshman | Derrius Guice, LSU/Nick Fitzgerald, Mississippi State Mike Edwards, Kentucky/Zach Cunningham, Vanderbilt Austin MacGinnins, Kentucky Cam Robinson, Alabama Marcell Frazier, Missouri Leo Lewis, Mississippi State |

2017

| | | |
|-----------|---|--|
| Aug. 31-4 | Offensive Defensive Special Teams Offensive Lineman Defensive Lineman Freshman | Drew Lock, Missouri Shaun Dion Hamilton, Alabama Deebo Samuel, South Carolina Garrett Brumfield, LSU Denzil Ware, Kentucky Chase Hayden, Arkansas |
| Sept. 9 | Offensive Defensive Special Teams Offensive Lineman Defensive Lineman Freshman | Shea Patterson, Ole Miss Lorenzo Carter, Georgia Deebo Samuel, South Carolina Matt Womack, Alabama Jeffery Simmons, Mississippi State Ty Chandler, Tennessee |
| Sept. 16 | Offensive Defensive Special Teams Offensive Lineman Defensive Lineman Freshman | Nick Fitzgerald, Mississippi State Derrick Baity Jr., Kentucky/LaDarius Wiley, Vanderbilt Austin MacGinnins, Kentucky Darryl Williams, Mississippi State Jeffery Simmons, Mississippi State C.J. Henderson, Florida |
| Sept. 23 | Offensive Defensive Special Teams Offensive Lineman Defensive Lineman Freshman | Damien Harris, Alabama Cece Jefferson, Florida Christian Kirk, Texas A&M Ross Pierschbacher, Alabama Marlon Davidson, Auburn Jake Fromm, Georgia |
| Sept. 30 | Offensive Defensive Special Teams Offensive Lineman Defensive Lineman Freshman | Nick Chubb, Georgia/Jarrett Stidham, Auburn Levi Wallace, Alabama Josh Paschal, Kentucky Brett Heggie, Florida Landis Durham, Texas A&M Malik Davis, Florida/Nick Coe, Auburn |
| Oct. 7 | Offensive Defensive Special Teams | Kerryon Johnson, Auburn Minkah Fitzpatrick, Alabama/Devin White, LSU Daniel Carlson, Auburn |

| | | |
|------------|---|---|
| | Offensive Lineman Defensive Lineman Freshman | Isaiah Wynn, Georgia D.J. Wonnum, South Carolina Lynn Bowden, Kentucky |
| Oct. 14 | Offensive Defensive Special Teams Offensive Lineman Defensive Lineman Freshman | DJ Chark, LSU/Shea Patterson, Ole Miss Devin White, LSU Daniel LaCamera, Texas A&M Jonah Williams, Alabama Marquis Haynes, Ole Miss/D.J. Wonnum, South Carolina; Jake Fromm, Georgia |
| Oct. 21 | Offensive Defensive Special Teams Offensive Lineman Defensive Lineman Freshman | Derrius Guice, LSU Levi Wallace, Alabama; Jeff Holland, Auburn Connor Culp, LSU Deion Calhoun, Mississippi State Montez Sweat, Mississippi State Nick Coe, Auburn; Albert Okwuegbunam, Missouri |
| Oct. 28 | Offensive Defensive Special Teams Offensive Lineman Defensive Lineman Freshman | Nick Fitzgerald, Mississippi State/Benny Snell Jr., Kentucky Jordan Jones, Kentucky/J.R. Reed, Georgia De'Vion Warren, Arkansas Alan Knott, South Carolina Montez Sweat, Mississippi State Cole Kelley, Arkansas |
| Nov. 4 | Offensive Defensive Special Teams Offensive Lineman Defensive Lineman Freshman | Jordan Ta'amu, Ole Miss Ronnie Harrison, Alabama/Anthony Sherrills, Missouri JK Scott, Alabama Braden Smith, Auburn Josiah Coatney, Ole Miss DK Metcalf, Ole Miss/Aidan Marshall, Auburn |
| Nov. 11 | Offensive Defensive Special Teams Offensive Lineman Defensive Lineman Freshman | Kerryon Johnson, Auburn Devin White, LSU Daniel Carlson, Auburn Casey Dunn, Auburn Denzil Ware, Kentucky/ Marcell Frazier, Missouri Nick Starkel, Texas A&M/Larry Rountree III, Missouri |
| Nov. 18 | Offensive Defensive Special Teams Offensive Lineman Defensive Lineman Freshman | Nick Chubb, Georgia Derrick Tucker, Texas A&M Zach Von Rosenberg, LSU JC Hassenauer, Alabama Montez Sweat, Mississippi State/Marcell Frazier, Missouri Albert Okwuegbunam, Missouri |
| Nov. 23-25 | Offensive Defensive Special Teams Offensive Lineman Defensive Lineman Freshman | Jarrett Stidham, Auburn/Drew Lock, Missouri Devin White, LSU Gary Wunderlich, Ole Miss Greg Little, Ole Miss/Bruno Reagan, Vanderbilt Nick Coe, Auburn Jake Fromm, Georgia |

2018

| | | |
|----------|---|--|
| Sept. 1 | Offensive Defensive Special Teams Offensive Lineman Defensive Lineman Freshman | Scottie Phillips, Ole Miss Darrell Williams, Auburn/ Jacob Phillips, LSU Luke Logan, Ole Miss/ Cole Tracy, LSU Greg Little, Ole Miss Nick Coe, Auburn/ Quinnen Williams, Alabama Jaylen Waddle, Alabama |
| Sept. 8 | Offensive Defensive Special Teams Offensive Lineman Defensive Lineman Freshman | Kylin Hill, Mississippi State Josh Allen, Kentucky Rodrigo Blankenship, Georgia Jervontius "Bunchy" Stallings, Kentucky Montez Sweat, Mississippi State Bryce Thompson, Tennessee |
| Sept. 15 | Offensive Defensive Special Teams Offensive Lineman Defensive Lineman Freshman | Joe Burrow, LSU Christian Miller, Alabama Cole Tracy, LSU Elgton Jenkins, Mississippi State Jabari Zuniga, Florida Jalen Knox, Missouri |
| Sept. 22 | Offensive Defensive Special Teams Offensive Lineman Defensive Lineman Freshman | Tua Tagovailoa, Alabama Josh Allen, Kentucky Noah Igbinoghene, Auburn Jervontius "Bunchy" Stallings, Kentucky Isaiah Buggs, Alabama/ Javon Kinlaw, South Carolina Dameon Pierce, Florida |
| Sept. 29 | Offensive Defensive Special Teams Offensive Lineman Defensive Lineman Freshman | Joe Burrow, LSU Josh Allen, Kentucky Braden Mann, Texas A&M George Asafo-Adjei, Kentucky Jachai Polite, Florida Evan McPherson, Florida |
| Oct. 6 | Offensive Defensive Special Teams Offensive Lineman Defensive Lineman | Nick Fitzgerald, Mississippi State Vosean Joseph, Florida Parker White, South Carolina/Braden Mann, Texas A&M Ross Pierschbacher, Alabama Montez Sweat, Mississippi State |

HONORS & ACCOLADES

| | | |
|------------|---|--|
| | Freshman | Jaycee Horn, South Carolina |
| Oct. 13 | Offensive Defensive Special Teams Offensive Lineman Defensive Lineman Freshman | Jordan Ta'amu, Ole Miss Jarrett Guarantano, Tennessee Devin White, LSU Cole Tracy, LSU Jedrick Wills Jr., Alabama/Kyle Phillips, Tennessee Evan McPherson, Florida |
| Oct. 20 | Offensive Defensive Special Teams Offensive Lineman Defensive Lineman Freshman | Tua Tagovailoa, Alabama Grant Delpit, LSU Cole Tracy, LSU George Asafo-Adjei, Kentucky Nick Coe, Auburn Jalen Knox, Missouri |
| Oct. 27 | Offensive Defensive Special Teams Offensive Lineman Defensive Lineman Freshman | Nick Fitzgerald, Mississippi State Jacob Fromm, Georgia Josh Allen, Kentucky Lynn Bowden, Kentucky Justin Skule, Vanderbilt/D.J. Wonnum, South Carolina Dylan Wonnum, South Carolina |
| Nov. 3 | Offensive Defensive Special Teams Offensive Lineman Defensive Lineman Freshman | Drew Lock, Missouri D'Andre Swift, Georgia Quinnen Williams, Alabama Deebo Samuel, South Carolina Jonah Williams, Alabama/Andrew Thomas, Georgia/ Nick Coe, Auburn Seth Williams, Auburn |
| Nov. 10 | Offensive Defensive Special Teams Offensive Lineman Defensive Lineman Freshman | Trayveon Williams, Texas A&M/ D'Andre Swift, Georgia Darrell Taylor, Tennessee Braden Mann, Texas A&M Jonah Williams, Alabama/ Martez Ivey, Florida Quinnen Williams, Alabama Daniel Parker, Missouri |
| Nov. 17 | Offensive Defensive Special Teams Offensive Lineman Defensive Lineman Freshman | Drew Lock, Missouri Johnathan Abram, Mississippi State/ Josh Paschal, LB, Kentucky Luke Logan, Ole Miss Deion Calhoun, Mississippi State Dayo Obeyingbo, Vanderbilt Justin Fields, Georgia |
| Nov. 22-24 | Offensive Defensive Special Teams Offensive Lineman Defensive Lineman Freshman | Kyle Shurmur, Vanderbilt/ Tua Tagovailoa, Alabama Jordan Elliott, Missouri/ Devin White, LSU Braden Mann, Texas A&M Erik McCoy, Texas A&M/Elgton Jenkins, Mississippi State Jeffery Simmons, Mississippi State C.J. Bolar, Vanderbilt |

2019

| | | |
|------------|---|---|
| Aug. 24-31 | Offensive Defensive Special Teams Offensive Lineman Defensive Lineman Freshman | Joe Burrow, LSU/ Tua Tagovailoa, Alabama Jeremiah Dinson, Auburn Rodrigo Blankenship, Georgia Andrew Thomas, Georgia Jonathan Greenard, Florida/ DJ Dale, Alabama Bo Nix, Auburn |
| Sept. 7 | Offensive Defensive Special Teams Offensive Lineman Defensive Lineman Freshman | Joe Burrow, LSU Nick Bolton, Missouri Cade York, LSU Landon Young, Kentucky/Darryl Williams, Mississippi State Marlon Davidson, Auburn Matt Corral, Ole Miss |
| Sept. 14 | Offensive Defensive Special Teams Offensive Lineman Defensive Lineman Freshman | Tua Tagovailoa, Alabama David Reese II, Florida Connor Limpert, Arkansas Landon Dickerson, Alabama Marlon Davidson, Auburn Ryan Hilinski, South Carolina |
| Sept. 21 | Offensive Defensive Special Teams Offensive Lineman Defensive Lineman Freshman | Joe Burrow, LSU Cale Garrett, Missouri Rodrigo Blankenship, Georgia Brett Heggie, Florida Derrick Brown, Auburn Garrett Shrader, Mississippi State |
| Sept. 28 | Offensive Defensive Special Teams Offensive Lineman Defensive Lineman Freshman | Devonta Smith, Alabama D.J. Wonnum, South Carolina Joseph Charlton, South Carolina Mike Horton, Auburn Jeremiah Moon, Florida Bo Nix, Auburn |
| Oct. 5 | Offensive Defensive Special Teams Offensive Lineman Defensive Lineman Freshman | Freddie Swain, Florida Cale Garrett, Missouri/Shawn Davis, DB, Florida Rodrigo Blankenship, Georgia Ben Brown, Ole Miss Derrick Brown, Auburn John Rhys Plumlee, Ole Miss |

| | | |
|------------|---|---|
| Oct. 12 | Offensive Defensive Special Teams Offensive Lineman Defensive Lineman Freshman | Joe Burrow, LSU/Lynn Bowden, Kentucky Israel Mukaumu, South Carolina Jaylen Waddle, Alabama Yasir Durant, Missouri/Trey Smith, Tennessee Javon Kinlaw, South Carolina Derek Stingley Jr., LSU |
| Oct. 19 | Offensive Defensive Special Teams Offensive Lineman Defensive Lineman Freshman | D'Andre Swift, Georgia; Buddy Johnson, Texas A&M/Jacoby Stevens, LSU Harrison Smith, Vanderbilt Alex Leatherwood, Alabama Marlon Davidson, Auburn Jacob Copeland, Florida |
| Oct. 26 | Offensive Defensive Special Teams Offensive Lineman Defensive Lineman Freshman | Jauan Jennings, Tennessee/Lynn Bowden, Kentucky Jacoby Stevens, LSU/Daniel Bituli, Tennessee Matt Duffy, Kentucky Brandon Kennedy, Tennessee Calvin Taylor, Kentucky D.J. Williams, RB, Auburn |
| Nov. 2 | Offensive Defensive Special Teams Offensive Lineman Defensive Lineman Freshman | Kylin Hill, Mississippi State Bryce Thompson, Tennessee Rodrigo Blankenship, Georgia Andrew Thomas, Georgia Derrick Brown, Auburn Isaiah Spiller, Texas A&M |
| Nov. 9 | Offensive Defensive Special Teams Offensive Lineman Defensive Lineman Freshman | Joe Burrow, LSU/Clyde Edwards-Helaire, LSU Daniel Bituli, Tennessee Rodrigo Blankenship, Georgia Ben Cleveland, Georgia Jonathan Greenard, Florida John Rhys Plumlee, Ole Miss/Mohamoud Diabate, Florida |
| Nov. 16 | Offensive Defensive Special Teams Offensive Lineman Defensive Lineman Freshman | Ja'Marr Chase, LSU Monty Rice, Georgia Jake Camarda, Georgia Colton Prater, Texas A&M/Drake Jackson, Kentucky Jonathan Greenard, Florida John Rhys Plumlee, Ole Miss |
| Nov. 23 | Offensive Defensive Special Teams Offensive Lineman Defensive Lineman Freshman | Jarrett Guarantano, Tennessee Jacoby Stevens, LSU Rodrigo Blankenship, Georgia Trey Smith, Tennessee Marlon Davidson, Auburn Maurice Hampton, LSU |
| Nov. 28-30 | Offensive Defensive Special Teams Offensive Lineman Defensive Lineman Freshman | Lynn Bowden, Kentucky Zakoby McClain, Auburn Anders Carlson, Auburn Darryl Williams, Mississippi State Jonathan Greenard, Florida Eric Gray, Tennessee |

2020

| | | |
|----------|---|--|
| Sept. 26 | Offensive Defensive Special Teams Offensive Lineman Defensive Lineman Freshman | K.J. Costello, Mississippi State Ventrell Miller, Florida Jake Camarda, Georgia Brett Heggie, Florida Deandre Johnson, Tennessee Jaylin Simpson, Auburn |
| Oct. 3 | Offensive Defensive Special Teams Offensive Lineman Defensive Lineman Freshman | Mac Jones, Alabama Bumper Pool, Arkansas; Joe Foucha, Arkansas Mac Brown, Ole Miss Ben Cleveland, Georgia Zachary Carter, Florida Malachi Moore, Alabama |
| Oct. 10 | Offensive Defensive Special Teams Offensive Lineman Defensive Lineman Freshman | Kellen Mond, Texas A&M; Najee Harris, Alabama Jordan Wright, Kentucky Max Duffy, Kentucky Sadarius Hutcherson, South Carolina Azeez Ojulari, Georgia Connor Bazelak, Missouri |
| Oct. 17 | Offensive Defensive Special Teams Offensive Lineman Defensive Lineman Freshman | Mac Jones, Alabama Grant Morgan, Arkansas; Jaycee Horn, South Carolina Kai Kroeger, South Carolina Landon Young, Kentucky Jayden Peevy, Texas A&M Hudson Clark, Arkansas |
| Oct. 24 | Offensive Defensive Special Teams Offensive Lineman Defensive Lineman Freshman | Mac Jones, Alabama; Seth Williams, Auburn Nick Bolton, Missouri Trey Palmer, LSU Case Cook, Missouri BJ Ojulari, LSU Tank Bigsby, Auburn |
| Oct. 31 | Offensive | Matt Corral, Ole Miss |



HONORS & ACCOLADES

| | | |
|---------|---|--|
| | Defensive Special Teams Offensive Lineman Defensive Lineman Freshman | Richard LeCounte, Georgia Jake Camarda, Georgia Carson Green, Texas A&M Derick Hall, Auburn Malachi Moore, Alabama |
| Nov. 7 | Offensive Defensive Special Teams Offensive Lineman Defensive Lineman Freshman | Kyle Trask, Florida Jalen Catalon, Arkansas Evan McPherson, Florida Dan Moore Jr., Texas A&M Marquiss Spencer, Mississippi State Devon Achane, Texas A&M |
| Nov. 14 | Offensive Defensive Special Teams Offensive Lineman Defensive Lineman Freshman | Kyle Trask, Florida; Matt Corral, Ole Miss Jamin Davis, Kentucky Chance Poore, Kentucky Landon Young, Kentucky; Nick Broeker, Ole Miss Zachary Carter, Florida J.J. Weaver, Kentucky |
| Nov. 21 | Offensive Defensive Special Teams Offensive Lineman Defensive Lineman Freshman | DeVonta Smith, Alabama; JT Daniels, Georgia Smoke Monday, Auburn Grant McKinniss, Missouri Nick Brahms, Auburn; Nick Broeker, Ole Miss Andre Anthony, LSU; Kyree Campbell, Florida Jermaine Burton, Georgia |
| Nov. 28 | Offensive Defensive Special Teams Offensive Lineman Defensive Lineman Freshman | Mac Jones, Alabama; Matt Corral, Ole Miss Buddy Johnson, Texas A&M Kadarius Toney, Florida; Sarah Fuller, Vanderbilt Ben Cleveland, Georgia DeMarvinLeal, Texas A&M; Kyree Campbell, Florida Connor Bazelak, Missouri |
| Dec. 5 | Offensive Defensive Special Teams Offensive Lineman Defensive Lineman Freshman | DeVonta Smith, Alabama Ventrell Miller, Florida Harrison Mevis, Missouri Ryan McCollum, Texas A&M Phil Hoskins, Kentucky Connor Bazelak, Missouri |
| Dec. 12 | Offensive Defensive Special Teams Offensive Lineman Defensive Lineman Freshman | Max Johnson, LSU Bryce Thompson, Tennessee; Eric Stokes, Georgia Cade York, LSU; DeVonta Smith, Alabama Alex Leatherwood, Alabama Derick Hall, Auburn Tank Bigsby, Auburn |

2021

| | | |
|----------|---|--|
| Sept. 7 | Offensive Defensive Special Teams Offensive Lineman Defensive Lineman Freshman | Bryce Young, Alabama Christopher Smith, Georgia Will Reichard, Alabama Kenyon Green, Texas A&M; Luke Fortner, Kentucky Jordan Davis, Georgia; Zachary Carter, Florida Debo Williams, South Carolina; Caden Costa, Ole Miss |
| Sept. 13 | Offensive Defensive Special Teams Offensive Lineman Defensive Lineman Freshman | Chris Rodriguez Jr., Kentucky; Stetson Bennett, Georgia Hayden Henry, Arkansas Parker White, South Carolina; Joseph Bulovas, Vanderbilt Charles Cross, Mississippi State Jayden Peevy, Texas A&M Cam Little, Arkansas |
| Sept. 20 | Offense Defense Special Teams Offensive Lineman Defensive Lineman Freshman | Matt Corral, Ole Miss Will Anderson, Alabama; Nolan Smith, Georgia Nik Constantinou, Texas A&M Jeremy James, Ole Miss; Ricky Stromberg, Arkansas BJ Ojulari, LSU Adonais Mitchell, Georgia |
| Sept. 27 | Offense Defense Special Teams Offensive Lineman Defensive Lineman Freshman | Emory Jones, Florida; Treyton Burks, Arkansas Damone Clark, LSU Jameson Williams, Alabama Luke Fortner, Kentucky Tre Williams, Arkansas Brock Bowers, Georgia |
| Oct. 4 | Offense Defense Special Teams Offensive Lineman Defensive Lineman Freshman | Brian Robinson, Alabama; Will Rogers, Mississippi State; Bo Nix, Auburn Jacquez Jones, Kentucky; Will Anderson, Alabama Joe Bulovas, Vanderbilt; Josh Paschal, Kentucky Cade Mays, Tennessee Devonte Wyatt, Georgia Len'Neth Whitehead, Tennessee; Jarquez Hunter, Auburn |
| Oct. 11 | Offense Defense Special Teams Offensive Lineman Defensive Lineman Freshman | Zach Calzada, Texas A&M Brandon Turnage, Tennessee Devon Achane, Texas A&M Nick Broeker, Ole Miss; Eli Cox, Kentucky Tyree Johnson, Texas A&M; Octavious Oxendine, Kentucky Ladd McConkey, Georgia |
| Oct. 18 | Offense Defense Special Teams | Ty Davis-Price, LSU; Matt Corral, Ole Miss Will Anderson Jr., Alabama Kai Kroeger, South Carolina |

| | | |
|---------|---|--|
| | Offensive Lineman Defensive Lineman Freshman | Kenyon Green, Texas A&M Colby Wooden, Auburn; Jalen Carter, Georgia Brock Bowers, Georgia |
| Oct. 25 | Offense Defense Special Teams Offensive Lineman Defensive Lineman Freshman | Bryce Young, Alabama Chance Campbell, Ole Miss Ainias Smith, Texas A&M Kenyon Green, Texas A&M; Charles Cross, Mississippi State Sam Williams, Ole Miss; Tyree Johnson, Texas A&M RaRa Thomas, Mississippi State |
| Nov. 1 | Offense Defense Special Teams Offensive Lineman Defensive Lineman Freshman | Will Rogers, Mississippi State; Tyler Badie, Missouri Zakoby McClain, Auburn; Nolan Smith, Georgia Harrison Mevis, Missouri LaQuinston Sharp, Mississippi State Colby Wooden, Auburn Trevin Wallace, Kentucky |
| Nov. 8 | Offense Defense Special Teams Offensive Lineman Defensive Lineman Freshman | Hendon Hooker, Tennessee Will Anderson Jr., Alabama Seth Small, Texas A&M; Parker White, South Carolina Cade Mays, Tennessee Tyree Johnson, Texas A&M Cam Little, Arkansas |
| Nov. 15 | Offense Defense Special Teams Offensive Lineman Defensive Lineman Freshman | Will Rogers, Mississippi State Channing Tindall, Georgia Cam Little, Arkansas Caleb Warren, Ole Miss; Darian Kinnard, Kentucky Isaiah McGuire, Missouri Caleb Warren, Ole Miss |
| Nov. 22 | Offense Defense Special Teams Offensive Lineman Defensive Lineman Freshman | Bryce Young, Alabama Henry To'oTo'o, Alabama Velus Jones Jr., Tennessee; Harrison Mevis, Missouri Caleb Warren, Ole Miss; Jovaughn Gwyn, South Carolina Sam Williams, DL, Ole Miss; Trai Jones, FB, South Carolina. |
| Nov. 29 | Offense Defense Special Teams Offensive Lineman Defensive Lineman Freshman | Treyton Burks, WR, Arkansas Damone Clark, LSU; Will Anderson, Alabama Cade York, LSU Darian Kinnard, Kentucky Trajan Jeffcoat, Missouri Jaylen Wright, Tennessee |

2022

| | | |
|----------|---|--|
| Sept. 6 | Offense Defense Special Teams Offensive Lineman Defensive Lineman Freshman | Anthony Richardson, Florida Christopher Smith, Georgia; Bumper Pool, Arkansas Barion Brown, Kentucky Damian Dalcourt, Alabama; LaQuinston Sharp, Mississippi State Brenton Cox Jr., Florida; Jordan Domineck, Arkansas Jayden McGowan, Vanderbilt |
| Sept. 12 | Offense Defense Special Teams Offensive Lineman Defensive Lineman Freshman | Hendon Hooker, Tennessee Jordan Wright, Kentucky; Drew Sanders, Arkansas Will Reichard, Alabama Ricky Stromberg, Arkansas; LaQuinston Sharp, Mississippi State Byron Young, Tennessee Dane Key, Kentucky |
| Sept. 19 | Offense Defense Special Teams Offensive Lineman Defensive Lineman Freshman | Brock Bowers, Georgia Jay Ward, LSU Nik Constantinou, Texas A&M Nick Broeker, Ole Miss BJ Ojulari, LSU AJ Swann, Vanderbilt |
| Sept. 26 | Offense Defense Special Teams Offensive Lineman Defensive Lineman Freshman | Hendon Hooker, Tennessee Antonio Johnson, Texas A&M; Will Anderson Jr., Alabama Jack Podlesny, Georgia Javontez Spraggins, Tennessee Derick Hall, Auburn Barion Brown, Kentucky; Quinshon Judkins, Ole Miss |
| Oct. 3 | Offense Defense Special Teams Offensive Lineman Defensive Lineman Freshman | Jahmyr Gibbs, Alabama Emmanuel Forbes, Mississippi State Jack Podlesny, Georgia; Harrison Mevis, Missouri Micah Pettus, Ole Miss BJ Ojulari, LSU Barion Brown, Kentucky; Quinshon Judkins, Ole Miss |
| Oct. 10 | Offense Defense Special Teams Offensive Lineman Defensive Lineman Freshman | Will Rogers, Mississippi State; Jonathan Mingo, Ole Miss Emmanuel Forbes, Mississippi State Chase McGrath, Tennessee Jovaughn Gwyn, South Carolina Byron Young, Tennessee Branson Robinson, Georgia |
| Oct. 17 | Offense Defense Special Teams Offensive Lineman Defensive Lineman | Jalin Hyatt, Tennessee DeAndre Square, Kentucky; Hudson Clark, Arkansas Chase McGrath, Tennessee Will Campbell, LSU; Darnell Wright, Tennessee Jared Ivey, Ole Miss |

HONORS & ACCOLADES

| | | |
|---------|---|---|
| | Freshman | Quinshon Judkins, Ole Miss |
| Oct. 24 | Offense Defense Special Teams Offensive Lineman Defensive Lineman Freshman | Jayden Daniels, LSU Darius Rush, South Carolina Xavier Legette, KR, South Carolina Jerome Carvin, Tennessee Mekhi Wingo, LSU Luther Burden III, Missouri; Harold Perkins, LSU |
| Oct. 31 | Offense Defense Special Teams Offensive Lineman Defensive Lineman Freshman | Brock Bowers, Georgia; Raheim Sanders, Arkansas Chris Smith, Georgia Reid Bauer, Arkansas Nick Broeker, Ole Miss Isaiah McGuire, Missouri Quinshon Judkins, Ole Miss |
| Nov. 7 | Offense Defense Special Teams Offensive Lineman Defensive Lineman Freshman | Stetson Bennett, Georgia; Jayden Daniels, LSU Harold Perkins, LSU Kai Kroeger, South Carolina; Lideatrack Griffin, Mississippi State O'Cyrus Torrence, Florida Jalen Carter, Georgia Mason Taylor, LSU; Malaki Starks, Georgia |
| Nov. 14 | Offense Defense Special Teams Offensive Lineman Defensive Lineman Freshman | Hendon Hooker, Tennessee; Mike Wright, Vanderbilt Harold Perkins, LSU Will Reichard, Alabama Cooper Mays, Tennessee; O'Cyrus Torrence, Florida Byron Young, Alabama; Colby Wooden, Auburn Trevor Etienne, Florida |
| Nov. 21 | Offense Defense Special Teams Offensive Lineman Defensive Lineman Freshman | Spencer Rattler, South Carolina; Raheim Sanders, Arkansas Drew Sanders, Arkansas Jack Podlesny, Georgia; Wesley Schelling, Vanderbilt Jaylen Nichols, South Carolina; Ricky Stromberg, Arkansas Nazir Stackhouse, Georgia Quinshon Judkins, Ole Miss |
| Nov. 28 | Offense Defense Special Teams Offensive Lineman Defensive Lineman Freshman | Devon Achane, Texas A&M Marcellas Dial, South Carolina; Demani Richardson, Texas A&M Kai Kroeger, South Carolina; Wesley Schelling, Vanderbilt LaQuinston Sharp, Mississippi State Roman Harrison, Tennessee; Deone Walker, Kentucky Conner Weigman, Texas A&M; Dylan Sampson, Tennessee |

| | | |
|---------|---|---|
| Oct. 23 | Offense Defense Special Teams Offensive Lineman Defensive Lineman Freshman | Cody Schrader, Missouri Nathaniel Watson, Mississippi State; Jihaad Campbell, Alabama Will Reichard, Alabama Javon Foster, Missouri Cedric Johnson, Ole Miss Suntarine Perkins, Ole Miss; Trey Holly, LSU |
| Oct. 30 | Offense Defense Special Teams Offensive Lineman Defensive Lineman Freshman | Ladd McConkey, Georgia Ladd McConkey, Georgia; Trey Washington, Ole Miss Charles Campbell, Tennessee John Campbell Jr., Tennessee; Gunner Britton, Auburn Cedric Johnson, Ole Miss Connor Lew, Auburn |
| Nov. 6 | Offense Defense Special Teams Offensive Lineman Defensive Lineman Freshman | Jalen Milroe, Alabama; Tre Harris, Ole Miss John Saunders Jr., Ole Miss; Lorando Johnson, Arkansas Peyton Woodring, Georgia; Cam Little, Arkansas Beaux Limmer, Arkansas Nazir Stackhouse, Georgia; Zxavian Harris, Ole Miss Ty Bryant, Kentucky; Jaylon Braxton, Arkansas |
| Nov. 13 | Offense Defense Special Teams Offensive Lineman Defensive Lineman Freshman | Jayden Daniels, LSU Jalen McLeod, Auburn Keionte Scott, Auburn Charles Turner, LSU Darius Robinson, Missouri CJ Allen, Georgia |
| Nov. 20 | Offense Defense Special Teams Offensive Lineman Defensive Lineman Freshman | Jayden Daniels, LSU; Brady Cook, Missouri Nathaniel Watson, Mississippi State; Alifahiym Walcott, Arkansas Harrison Mevis, Missouri Xavier Delgado, Missouri Jordan Strachan, South Carolina Kyle Ferrie, Mississippi State; Isaiah Augustave, Arkansas |
| Nov. 27 | Offense Defense Special Teams Offensive Lineman Defensive Lineman Freshman | Jalen Milroe, Alabama; Cody Schrader, Missouri J.J. Weaver, Kentucky; Triston Newson, Missouri Barion Brown, Kentucky; Fraser Masin, Ole Miss Dayne Davis, Tennessee Jay Jernigan, Missouri CJ Allen, Georgia; Kady Proctor, Alabama |

2023

| | | |
|----------|---|--|
| Sept. 5 | Offense Defense Special Teams Offensive Lineman Defensive Lineman Freshman | Jalen Milroe, Alabama; Joe Milton III, Tennessee Trevin Wallace, Kentucky Barion Brown, Kentucky; Jordan Watkins, Ole Miss Gunner Britton, Auburn Tyler Baron, Tennessee Caleb Downs, Alabama; Kyle Ferrie, Mississippi State |
| Sept. 11 | Offense Defense Special Teams Offensive Lineman Defensive Lineman Freshman | Spencer Rattler, South Carolina Jett Johnson, Mississippi State; Eugene Asante, Auburn Caden Davis, Ole Miss Eli Cox, Kentucky Nyles Gaddy, Missouri; Trajan Jeffcoat, Arkansas London Humphreys, Vanderbilt |
| Sept. 18 | Offense Defense Special Teams Offensive Lineman Defensive Lineman Freshman | Jayden Daniels, LSU; Malik Nabers, LSU Trey Washington, Ole Miss Harrison Mevis, Missouri Sedrick Van Pran, Georgia Cam Jackson, Florida; T.J. Sanders, South Carolina Jordan Castell, Florida |
| Sept. 25 | Offense Defense Special Teams Offensive Lineman Defensive Lineman Freshman | Jayden Daniels, LSU; Spencer Rattler, South Carolina Maxwell Hairston, Kentucky Trey Smack, Florida Tyler Booker, Alabama Alex Huntley, South Carolina Taurean York, Texas A&M |
| Oct. 2 | Offense Defense Special Teams Offensive Lineman Defensive Lineman Freshman | Jaxson Dart, Ole Miss; Ray Davis, Kentucky Smael Mondon, Georgia Ainias Smith, Texas A&M Jeremy Flax, Kentucky James Pearce Jr., Tennessee Caleb Downs, Alabama; Peyton Woodring, Georgia |
| Oct. 9 | Offense Defense Special Teams Offensive Lineman Defensive Lineman Freshman | Carson Beck, Georgia; Jayden Daniels, LSU Ashanti Cistrunk, Ole Miss Will Reichard, Alabama Emery Jones, LSU Justin Eboigbe, Alabama Arlis Boardingham, Florida ; Peyton Woodring, Georgia |
| Oct. 16 | Offense Defense Special Teams Offensive Lineman Defensive Lineman Freshman | Graham Mertz, Florida Darius Robinson, Missouri Trey Smack, Florida; Dee Williams, Tennessee JC Latham, Alabama James Pearce Jr., Tennessee; Landon Jackson, Arkansas Peyton Woodring, Georgia |



COACHES

SEC COACHES' RECORDS

ALABAMA

| Coach | Tenure | Conference | | | Overall | | |
|--------------------|---------------|------------|----|---|---------|----|---|
| | | W | L | T | W | L | T |
| E.B. Beaumont | 1892 | - | - | - | 2 | 2 | 0 |
| Eli Abbott | 1893-95, 1902 | - | - | - | 7 | 12 | 0 |
| Otto Wagonhurst | 1896 | - | - | - | 2 | 1 | 0 |
| Allen McCants | 1897 | - | - | - | 1 | 0 | 0 |
| W.A. Martin | 1899 | - | - | - | 3 | 1 | 0 |
| M. Griffin | 1900 | - | - | - | 2 | 3 | 0 |
| M.H. Harvey | 1901 | - | - | - | 2 | 1 | 2 |
| W.B. Blount | 1903-04 | - | - | - | 10 | 7 | 0 |
| Jack Leavenworth | 1905 | - | - | - | 6 | 4 | 0 |
| J.W.H. Pollard | 1906-09 | - | - | - | 20 | 4 | 5 |
| Guy Lowman | 1910 | - | - | - | 4 | 4 | 0 |
| D.V. Graves | 1911-14 | - | - | - | 21 | 12 | 3 |
| Thomas Kelly | 1915-17 | - | - | - | 17 | 7 | 1 |
| Xen C. Scott | 1919-22 | - | - | - | 29 | 9 | 3 |
| Wallace Wade | 1923-30 | - | - | - | 61 | 13 | 3 |
| Frank Thomas | 1931-46 | 59 | 16 | 6 | 115 | 24 | 7 |
| Harold (Red) Drew | 1947-54 | 33 | 21 | 7 | 54 | 29 | 7 |
| J. B. Whitworth | 1955-57 | 3 | 18 | 1 | 4 | 24 | 2 |
| Paul (Bear) Bryant | 1958-82 | 137 | 28 | 5 | 232 | 46 | 9 |
| Ray Perkins | 1983-86 | 14 | 9 | 1 | 32 | 15 | 1 |
| Bill Curry | 1987-89 | 14 | 6 | 0 | 26 | 10 | 0 |
| Gene Stallings | 1990-96 | #38 | 16 | 0 | #62 | 25 | 0 |
| Mike DuBose | 1997-2000 | 16 | 16 | 0 | 24 | 23 | 0 |
| Dennis Franchione | 2001-02 | 10 | 6 | 0 | 17 | 8 | 0 |
| Mike Shula | 2003-06 | 13 | 19 | 0 | 26 | 14 | 0 |
| Joe Kines& | 2006 | 0 | 0 | 0 | 0 | 1 | 0 |
| Nick Saban | 2007-23 | 117 | 18 | 0 | 201 | 29 | 0 |

- Indicates forfeits imposed on Alabama by NCAA
 & - Interim head coach for 2006 Independence Bowl

ARKANSAS

| Coach | Tenure | Conference | | | Overall | | |
|-------------------|-----------|------------|----|---|---------|----|---|
| | | W | L | T | W | L | T |
| Jack Crowe | 1991 | 0 | 0 | 0 | 0 | 1 | 0 |
| Joe Kines# | 1992 | 3 | 4 | 1 | 3 | 6 | 1 |
| Danny Ford | 1993-97 | •16 | 23 | 1 | •26 | 30 | 1 |
| Houston Nutt | 1998-07 | 42 | 38 | 0 | 75 | 48 | 0 |
| %Reggie Herring | 2008 | 0 | 0 | 0 | 0 | 1 | 0 |
| Bobby Petrino | 2008-2011 | 17 | 15 | 0 | 34 | 17 | 0 |
| John L. Smith | 2012 | 2 | 6 | 0 | 4 | 8 | 0 |
| Bret Bielema | 2013-17 | 11 | 29 | 0 | 29 | 34 | 0 |
| Chad Morris | 2018-19 | 0 | 14 | 0 | 4 | 18 | 0 |
| ^Barry Lunney Jr. | 2019 | 0 | 2 | 0 | 0 | 2 | 0 |
| Sam Pittman | 2020- | 11 | 23 | 0 | 23 | 25 | 0 |

- Interim head coach after first game of 1992 season.
 % - Interim head coach for 2008 Cotton Bowl.
 * - Southwest Conference 1915-1991
 • - Indicates game forfeited to Arkansas
 ^ - Interim head coach for final two games of 2019 season

AUBURN

| Coach | Tenure | Conference | | | Overall | | |
|---------------------------|------------------|------------|---|---|---------|----|---|
| | | W | L | T | W | L | T |
| Dr. George Petrie | 1892 | - | - | - | 2 | 2 | 0 |
| G.H. Harvey, D.M. Balliet | 1893 | - | - | - | 3 | 0 | 2 |
| F.M. Hall | 1894 | - | - | - | 1 | 3 | 0 |
| John Heisman | 1895-99 | - | - | - | 12 | 4 | 2 |
| Billy Watkins | 1900-01 | - | - | - | 6 | 3 | 1 |
| R.S. Kent | 1902 | - | - | - | 2 | 2 | 1 |
| Mike Harvey | 1902 | - | - | - | 0 | 2 | 0 |
| Billy Bates | 1903 | - | - | - | 4 | 3 | 0 |
| Mike Donahue | 1904-06, 1908-22 | - | - | - | 99 | 35 | 5 |
| W.S. Kienholz | 1907 | - | - | - | 6 | 2 | 1 |
| Boozier Pitts | 1923-24; 1927 | - | - | - | 7 | 11 | 6 |

| | | | | | | | |
|---------------------|---------|----|----|---|-----|----|----|
| Dave Morey | 1925-27 | - | - | - | 10 | 10 | 1 |
| George Bohler | 1928-29 | - | - | - | 3 | 11 | 0 |
| John Floyd | 1929 | - | - | - | 0 | 4 | 0 |
| Chet Wynne | 1930-33 | 2 | 2 | 0 | 22 | 15 | 2 |
| Jack Meagher | 1934-42 | 26 | 25 | 7 | 48 | 37 | 10 |
| Carl Voyles | 1944-47 | 4 | 17 | 0 | 15 | 22 | 0 |
| Earl Brown | 1948-50 | 2 | 18 | 2 | 3 | 22 | 4 |
| Ralph (Shug) Jordan | 1951-75 | 98 | 63 | 4 | 176 | 83 | 6 |
| Doug Barfield | 1976-80 | 15 | 14 | 1 | 29 | 25 | 1 |
| Pat Dye | 1981-92 | 48 | 27 | 1 | 99 | 39 | 4 |
| Terry Bowden | 1993-98 | 30 | 14 | 1 | 47 | 17 | 1 |
| #Bill Oliver | 1998 | 0 | 3 | 0 | 2 | 3 | 0 |
| Tommy Tuberville | 1999-08 | 51 | 29 | 0 | 85 | 40 | 0 |
| Gene Chizik | 2009-12 | 15 | 17 | 0 | 33 | 19 | 0 |
| Gus Malzahn | 2013-20 | 39 | 27 | 0 | 68 | 35 | 0 |
| ^Kevin Steele | 2020 | 0 | 1 | 0 | 0 | 1 | 0 |
| Bryan Harsin | 2021-22 | 4 | 9 | 0 | 9 | 12 | 0 |
| *Carnell Williams | 2022 | 1 | 2 | 0 | 2 | 2 | 0 |
| Hugh Freeze | 2023- | 3 | 5 | 0 | 6 | 7 | 0 |

- Interim head coach after sixth game of 1998 season.
 ^ - Interim head coach for 2021 Citrus Bowl
 * - Interim head coach for final four games of 2022 season

FLORIDA

| Coach | Tenure | Conference | | | Overall | | |
|----------------------|-----------|------------|----|---|---------|----|---|
| | | W | L | T | W | L | T |
| Jack Forsythe | 1906-08 | - | - | - | 14 | 6 | 2 |
| G.E. Pyle | 1909-13 | - | - | - | 26 | 7 | 3 |
| Charles McCoy | 1914-16 | - | - | - | 9 | 10 | 0 |
| A.L. Busser | 1917-19 | - | - | - | 7 | 8 | 0 |
| William Kline | 1920-22 | - | - | - | 19 | 8 | 2 |
| Gen. VanFleet | 1923-24 | - | - | - | 12 | 3 | 4 |
| H.L. Sebring | 1925-27 | - | - | - | 17 | 11 | 2 |
| Charles Bachman | 1928-32 | - | - | - | 27 | 18 | 3 |
| D.K. (Dutch) Stanley | 1933-35 | 5 | 11 | 1 | 14 | 13 | 2 |
| Josh Cody | 1936-39 | 6 | 14 | 2 | 17 | 24 | 2 |
| Tom Lieb | 1940-45 | 5 | 15 | 1 | 20 | 26 | 1 |
| Ray (Bear) Wolf | 1946-49 | 2 | 17 | 2 | 13 | 24 | 2 |
| Bob Woodruff | 1950-59 | 29 | 32 | 2 | 54 | 41 | 6 |
| Ray Graves | 1960-69 | 36 | 19 | 3 | 70 | 31 | 4 |
| Doug Dickey | 1970-78 | 28 | 28 | 1 | 58 | 42 | 2 |
| Charley Pell | 1979-84 | 14 | 16 | 1 | 33 | 26 | 2 |
| Galen Hall* | 1984-88 | 24 | 14 | 0 | 37 | 16 | 1 |
| Gary Darnell# | 1989 | 2 | 2 | 0 | 3 | 4 | 0 |
| Steve Spurrier | 1990-2001 | 82 | 12 | 0 | 122 | 27 | 1 |
| Ron Zook | 2002-04 | 16 | 8 | 0 | 23 | 14 | 0 |
| Charlie Strong& | 2004 | 0 | 0 | 0 | 0 | 1 | 0 |
| Urban Meyer | 2005-2010 | 36 | 12 | 0 | 65 | 15 | 0 |
| Will Muschamp | 2011-14 | 17 | 15 | 0 | 28 | 21 | 0 |
| D.J. Durkin ^ | 2014 | 0 | 0 | 0 | 0 | 1 | 0 |
| Jim McElwain | 2015-17 | 16 | 6 | 0 | 22 | 12 | 0 |
| Randy Shannon% | 2017 | 0 | 2 | 0 | 1 | 3 | 0 |
| Dan Mullen | 2018-21 | 21 | 13 | 0 | 34 | 15 | 0 |
| Greg Knox@ | 2021 | 0 | 0 | 0 | 0 | 1 | 1 |
| Billy Napier | 2022- | 6 | 10 | 0 | 11 | 12 | 0 |

* - Replaced Charley Pell after third game of the 1984 season
 # - Interim head coach after fifth game of 1989 season
 & - Interim head coach for 2004 Peach Bowl
 ^ - Interim head coach for 2015 Birmingham Bowl
 % - Replaced Jim McElwain after seventh game of 2017 season
 @ - Interim head coach for final two games of the 2021 season

GEORGIA

| Coach | Tenure | Conference | | Overall | |
|--------------------------|------------|------------|--|-----------|--|
| | | W - L - T | | W - L - T | |
| Dr. Charles Herty | 1892 | - | | 1-1-0 | |
| Ernest Brown | 1893 | - | | 2-2-1 | |
| Robert Winston | 1894 | - | | 5-1-0 | |
| Glenn "Pop" Warner | 1895-96 | - | | 7-4-0 | |
| Charles McCarthy | 1897-98 | - | | 6-3-0 | |
| Gordon Saussy | 1899 | - | | 2-3-1 | |
| E.E. Jones | 1900 | - | | 2-4-0 | |
| Billy Reynolds | 1901-02 | - | | 5-7-3 | |
| M.M. Dickinson | 1903, 1905 | - | | 4-9-0 | |
| Charles A. Barnard | 1904 | - | | 1-5-0 | |
| W.S. Whitney | 1906-07 | - | | 6-7-2 | |
| Branch Bocock | 1908 | - | | 5-2-1 | |
| J. Coulter, Frank Dobson | 1909 | - | | 1-4-2 | |
| W.A. Cunningham | 1910-19 | - | | 43-18-9 | |
| H.J. Stegeman | 1920-22 | - | | 20-6-3 | |
| George Woodruff | 1923-27 | - | | 30-16-1 | |
| Harry Mehre | 1928-37 | 12-12-2 | | 59-34-6 | |
| Joel Hunt | 1938 | 1-2-1 | | 5-4-1 | |
| Wallace Butts | 1939-60 | 67-60-5 | | 140-86-9 | |
| Johnny Griffith | 1961-63 | 6-12-1 | | 10-16-4 | |
| Vince Dooley | 1964-88 | 105-41-4 | | 201-77-10 | |
| Ray Goff 1989-95 | 24-28-0 | 46-34-1 | | | |
| Jim Donnan | 1996-2000 | 25-15-0 | | 40-19 | |
| Mark Richt | 2001-2015 | 83-37 | | 145-51 | |
| Bryan McClendon ^ | 2015 | 0-0 | | 1-0 | |
| Kirby Smart | 2016- | 56-9 | | 94-16 | |

^ - Interim head coach for 2016 TaxSlayer Bowl

KENTUCKY

| Coach | Tenure | Conference | | Overall | |
|--------------------|---------------|------------|--|-----------|--|
| | | W - L - T | | W - L - T | |
| Unknown | 1891 | - | | 1-1-0 | |
| A.M. Miller | 1892 | - | | 2-4-1 | |
| John A. Thompson | 1892-93 | - | | 5-2-1 | |
| W.P. Finney | 1894 | - | | 5-2-0 | |
| Charles Mason | 1895 | - | | 4-5-0 | |
| Dudley Short | 1896 | - | | 3-6-0 | |
| Lyman B. Eaton | 1897 | - | | 2-4-0 | |
| W.R. Bass | 1898-99 | - | | 12-2-2 | |
| W.H. Kiler | 1900-01 | - | | 6-12-1 | |
| E.W. McLeod | 1902 | - | | 3-5-1 | |
| C.A. Wright | 1903 | - | | 7-1-0 | |
| F.E. Schact | 1904 | - | | 15-4-1 | |
| J. White Guyn | 1906-08 | - | | 17-7-1 | |
| R. Sweetland | 1909-10, 1912 | - | | 23-5-0 | |
| P.P. Douglass | 1911 | - | | 7-3-0 | |
| Alpha Brumage | 1913-14 | - | | 11-5-0 | |
| J.J. Tigert | 1915-16 | - | | 10-2-3 | |
| S.A. Boles | 1917 | - | | 3-5-1 | |
| Andy Gill | 1918-19 | - | | 5-5-1 | |
| W.J. Juneau | 1920-22 | - | | 13-10-2 | |
| J. Winn | 1923 | - | | 4-3-2 | |
| Fred J. Murphy | 1924-26 | - | | 12-14-1 | |
| Harry Gammage | 1927-33 | 2-3-0 | | 32-25-5 | |
| Chet Wynne | 1934-37 | 5-14-0 | | 20-19-0 | |
| A.D. Kirwan | 1938-44 | 4-22-3 | | 24-28-4 | |
| Bernie Shively | 1945 | 0-5-0 | | 2-8-0 | |
| Paul (Bear) Bryant | 1946-53 | 22-18-4 | | 60-23-5 | |
| Blanton Collier | 1954-61 | 21-34-3 | | 41-36-3 | |
| Charlie Brandshaw | 1962-68 | 12-30-2 | | 25-41-4 | |
| John Ray 1969-72 | 4-24-0 | 10-33-0 | | | |
| Fran Curci | 1973-81 | 25-30-0 | | 47-51-2 | |
| Jerry Claiborne | 1982-89 | 13-37-0 | | 41-46-3 | |
| Bill Curry | 1990-96 | 14-40-0 | | 26-52-0 | |
| Hal Mumme | 1997-2000 | 10-22-0 | | 20-26 | |
| Guy Morriss | 2001-02 | 4-12 | | 9-14 | |
| Rich Brooks | 2003-2009 | 16-40 | | 39-47 | |
| Joker Phillips | 2010-12 | 4-20 | | 13-24 | |
| Mark Stoops | 2013- | 35-55 | | 73-65 | |

LSU

| Coach | Tenure | Conference | | Overall | |
|-----------------------|------------------|------------|--|-----------|--|
| | | W - L - T | | W - L - T | |
| Dr. Charles E. Coates | 1893 | - | | 0-1-0 | |
| Albert P. Simmons | 1894-95 | - | | 5-1-0 | |
| Allen W. Jeardeau | 1896-97 | - | | 7-1-0 | |
| Edmond A. Chavanne | 1898, 1900 | - | | 3-2-0 | |
| John P. Gregg | 1899 | - | | 3-2-0 | |
| W.S. Boreland | 1901-03 | - | | 15-7-0 | |
| D.A. Killian | 1904-06 | - | | 8-6-2 | |
| Edgar R. Wingard | 1907-08 | - | | 17-3-0 | |
| Joe G. Pritchard | 1909 | - | | 4-1-0 | |
| John W. Mayhew | 1910 | - | | 3-6-0 | |
| James K. Dwyer | 1911-13 | - | | 16-7-2 | |
| E.T. McDonald | 1914-16 | - | | 14-7-1 | |
| Dana X. Bible | 1916 | - | | 1-0-2 | |
| Wayne Sutton | 1917 | - | | 3-5-0 | |
| Irving R. Pray | 1916, 1919, 1922 | - | | 11-9-0 | |
| Branch Bocock | 1920-21 | - | | 11-4-2 | |
| Mike Donahue | 1923-27 | - | | 23-19-3 | |
| Russ Cohen | 1928-31 | - | | 23-13-1 | |
| Biff Jones | 1932-34 | 7-2-2 | | 20-5-6 | |
| Bernie H. Moore | 1935-47 | 23-28-4 | | 83-39-6 | |
| Gaynell Tinsley | 1948-54 | 17-25-6 | | 35-34-6 | |
| Paul F. Dietzel | 1955-61 | 26-16-2 | | 46-23-3 | |
| Charlie McClendon | 1962-79 | 62-38-0 | | 137-59-7 | |
| Jerry Stovall | 1980-83 | 9-13-2 | | 22-21-2 | |
| Bill Arnsperger | 1984-86 | 13-3-2 | | 26-8-2 | |
| Mike Archer | 1987-90 | 15-12-0 | | 27-18-1 | |
| Curley Hallman | 1991-94 | 10-23-0 | | 16-28-0 | |
| Gerry DiNardo | 1995- | 18-20-1 | | 32-24-1 | |
| #Hal Hunter | 1999 | 1-0 | | 1-0 | |
| Nick Saban | 2000-04 | 28-12 | | 48-16 | |
| Les Miles | 2005-16 | 62-28 | | 114-34 | |
| Ed Orgeron^ | 2016-21 | 31-17 | | 51-20 | |
| Brad Davis* | 2021 | 0-0 | | 0-1 | |
| Brian Kelly | 2022- | 12-4 | | 20-7 | |

- Served as interim head coach last game of season

^ - Served as interim head coach for seven games of the 2016 season

* - Interim head coach for the final game of the 2021 season

OLE MISS

| Coach | Tenure | Conference | | Overall | |
|--------------------------------|-------------|------------|--|-----------|--|
| | | W - L - T | | W - L - T | |
| Dr. A.L. Bondurant | 1893 | - | | 4-1-0 | |
| C.D. Clark | 1894 | - | | 6-1-0 | |
| H.L. Fairbanks | 1895 | - | | 2-1-0 | |
| J.W. Holister | 1896 | - | | 1-2-0 | |
| T.G. Scarbrough | 1898 | - | | 1-1-0 | |
| W.H. Lyon | 1899 | - | | 3-4-0 | |
| Z.N. Estes, Jr. | 1900 | - | | 0-3-0 | |
| Daniel Martin, William Shibley | 1901 | - | | 2-4-0 | |
| Daniel Martin | 1902 | - | | 4-3-0 | |
| Mike Harvey | 1903-04 | - | | 6-4-1 | |
| T.S. Hammond | 1906 | - | | 4-2-0 | |
| Frank Mason | 1907 | - | | 0-6-0 | |
| Frank Kyle | 1908 | - | | 3-5-0 | |
| Dr. N.P. Stauffer | 1909-11 | - | | 17-7-2 | |
| Leo DeTray | 1912 | - | | 5-3-0 | |
| William Driver | 1913-14 | - | | 11-7-2 | |
| Fred Robbins | 1915-16 | - | | 5-12-0 | |
| C.R. (Dudy) Noble | 1917-18 | - | | 2-7-1 | |
| R.L. Sullivan | 1919-21 | - | | 11-13-0 | |
| R.A. Cowell | 1922-23 | - | | 8-11-1 | |
| Chester Barnard | 1924 | - | | 4-5-0 | |
| Homer Hazel | 1925-29 | - | | 21-22-3 | |
| Ed. L. Walker | 1930-37 | 7-13-3 | | 38-38-8 | |
| Harry Mehre | 1938-45 | 15-17-1 | | 39-26-1 | |
| Harold (Red) Drew | 1946 | 1-6-0 | | 2-7-0 | |
| John Vaught | 1947-70, 73 | 106-41-10 | | 190-60-12 | |
| Billy Kinard | 1971-73 | 6-7-0 | | 16-9-0 | |
| Ken Cooper | 1974-77 | 12-14-0 | | 21-23-0 | |



COACHES

| | | | |
|------------------|-----------|----------|---------|
| Steve Sloan | 1978-82 | 8-18-1 | 20-34-1 |
| Billy Brewer | 1983-93 | #34-40-0 | 68-54-3 |
| Joe Lee Dunn | 1994 | 2-6-0 | 4-7-0 |
| Tommy Tuberville | 1995-1998 | 12-20-0 | 25-20-0 |
| *David Cutcliffe | 1998-2004 | 25-23 | 44-29 |
| Ed Orgeron | 2005-2007 | 3-2-1 | 10-25 |
| Houston Nutt | 2008-2011 | #9-22 | #18-26 |
| Hugh Freeze | 2012-16 | #6-21 | #12-25 |
| Matt Luke | 2017-19 | 10-18 | 15-21 |
| Lane Kiffin | 2020- | 20-13 | 34-15 |

- Indicates games forfeited or vacated by NCAA
* - Named head coach prior to 1998 Independence Bowl

MISSISSIPPI STATE

| Coach | Tenure | Conference W - L - T | Overall W - L - T |
|------------------------|-----------|-------------------------|----------------------|
| Dr. Charles Herty | 1892 | - | 1-1-0 |
| W.M. Matthews | 1895 | - | 0-2-0 |
| J.B. Hildebrand | 1896 | - | 0-4-0 |
| L.B. Harvey | 1901 | - | 2-2-1 |
| L. Gwinn | 1902 | - | 1-4-1 |
| Dan Martin | 1903-06 | - | 10-11-3 |
| Fred Furman | 1907-08 | - | 9-7-0 |
| W.D. Chadwick | 1909-13 | - | 29-12-2 |
| E.C. Hayes | 1914-16 | - | 15-8-2 |
| Sid Robinson | 1917-19 | - | 15-5-0 |
| Fred Holtkamp | 1920-21 | - | 9-7-1 |
| C.R. (Dudy) Noble | 1922 | - | 3-4-2 |
| Earl Able 1923-24 | - | 10-6-2 | - |
| Bernie Bierman | 1925-26 | - | 8-8-1 |
| J.W. Hancock | 1927-29 | - | 8-12-4 |
| Chris Cagle | 1930 | - | 2-7-0 |
| Ray Dauber | 1931-32 | - | 5-11-0 |
| Ross McKechnie | 1933-34 | 1-10-1 | 7-12-1 |
| Ralph Sasse | 1935-37 | 8-7-0 | 20-10-2 |
| Emerson (Spike) Nelson | 1938 | 1-4-0 | 4-6-0 |
| Allyn McKeen | 1939-48 | 29-16-2 | 65-19-3 |
| Arthur (Slick) Morton | 1949-51 | 5-15-0 | 8-18-1 |
| Murray Warmath | 1952-53 | 6-5-3 | 10-6-3 |
| Darrell Royal | 1954-55 | 7-7-0 | 12-8-0 |
| Wade Walker | 1956-61 | 8-30-2 | 22-32-2 |
| Paul Davis | 1962-66 | 9-22-2 | 20-28-2 |
| Charley Shira | 1967-72 | 5-32-1 | 16-45-2 |
| Bob Tyler | 1973-78 | 7-30-0 | 21-44-2 |
| Emory Bellard | 1979-85 | 15-27-0 | 37-42-0 |
| Rockey Felker | 1986-90 | 5-23-0 | 21-34-0 |
| Jackie Sherrill | 1991-2003 | #43-59-1 | #75-75-2 |
| Sylvester Croom | 2004-08 | 10-30 | 21-38 |
| Dan Mullen | 2009-17 | 33-39 | 69-46 |
| Greg Knox^ | 2017, 23 | 0-1 | 2-1 |
| Joe Moorhead | 2018-19 | 7-9 | 14-12 |
| Mike Leach | 2020-22 | 11-15 | 19-17 |
| Zach Arnett | 2022-23 | 1-6 | 5-6 |
| Jeff Leiby | 2024- | - | - |

- Indicates game forfeited to Mississippi State
^ - Interim head coach for 2017 Gator Bowl; Interim head coach for final two games in 2023

MISSOURI

| Coach | Tenure | Conference W - L - T | Overall W - L - T |
|------------------|-----------|-------------------------|----------------------|
| Gary Pinkel | 2012-2015 | 17-15 | 33-19 |
| Barry Odom | 2016-19 | 13-19 | 25-25 |
| Elijah Drinkwitz | 2020- | 17-17 | 28-21 |

OKLAHOMA

| Coach | Tenure | Conference W - L - T | Overall W - L - T |
|----------------|--------|-------------------------|----------------------|
| Brent Venables | 2024- | - | - |

SOUTH CAROLINA

| Coach | Tenure | Conference W - L - T | Overall W - L - T |
|----------------|-----------|-------------------------|----------------------|
| Sparky Woods | 1992-93 | 5-11-0 | 10-12-0 |
| Brad Scott | 1995-98 | 13-26-1 | 23-32-1 |
| Lou Holtz | 1999-2004 | 19-29 | 33-37 |
| Steve Spurrier | 2005-2015 | 44-40 | 86-49 |
| #Shawn Elliott | 2015 | 1-3 | 1-5 |
| Will Muschamp | 2016-19 | 17-22 | 28-30 |
| ^Mike Bobo | 2020 | 0-3 | 0-3 |
| Shane Beamer | 2021- | 10-14 | 20-18 |

- Interim head coach for six games of 2015 season
^ - Interim head coach for final three games of 2020 season

TENNESSEE

| Coach | Tenure | Conference W - L - T | Overall W - L - T |
|----------------------|-----------------------|-------------------------|----------------------|
| J.A. Pierce | 1899-1900 | - | 8-4-1 |
| George Kelley | 1901 | - | 3-3-2 |
| H.F. Fisher | 1902-03 | - | 10-7-0 |
| S.D. Crawford | 1904 | - | 3-5-1 |
| J.D. DePree | 1905-06 | - | 4-11-3 |
| George Levene | 1907-09 | - | 15-10-3 |
| Andrew A. Stone | 1910 | - | 3-5-1 |
| Z.G. Clevenger | 1911-15 | - | 26-15-2 |
| John R. Bender | 1916-20 | - | 18-5-4 |
| M.B. Banks | 1921-25 | - | 27-15-3 |
| Robert R. Neyland | 1926-34, 36-40, 46-52 | 62-15-5 | 173-31-12 |
| W. H. (Bill) Britton | 1935 | 2-3-0 | 4-5-0 |
| John H. Barnhill | 1941-45 | 15-3-1 | 33-6-0 |
| Harvey L. Robinson | 1953-54 | 4-7-1 | 10-10-1 |
| Bowden Wyatt | 1955-62 | 29-23-4 | 49-29-4 |
| Jim McDonald | 1963 | 3-5-0 | 5-5-0 |
| Doug Dickey | 1964-69 | 21-10-4 | 46-15-4 |
| Bill Battle | 1970-76 | 22-18-1 | 59-22-4 |
| Johnny Majors | 1977-92 | 57-40-3 | 115-62-8 |
| Phillip Fulmer# | 1992-08 | •96-34 | •152-52 |
| Lane Kiffin | 2009 | 4-4 | 7-6 |
| Derek Dooley | 2010-12 | 5-18 | 15-21 |
| % - Jim Chaney | 2012 | 1-0 | 1-0 |
| Butch Jones | 2013-17 | 14-24 | 34-27 |
| Brady Hoke^ | 2017 | 0-2 | 0-2 |
| Jeremy Pruitt | 2018-20 | 10-16 | 16-19 |
| Josh Heupel | 2021- | 14-10 | 27-12 |

- Interim head coach for four games of 1992 season.
• - Includes game forfeited to Tennessee
% - Interim head coach final game of 2012 season
^ - Interim head coach for final two games of 2017 season

TEXAS

| Coach | Tenure | Conference W - L - T | Overall W - L - T |
|-----------------|--------|-------------------------|----------------------|
| Steve Sarkisian | 2024- | - | - |

TEXAS A&M

| Coach | Tenure | Conference | Overall |
|------------------|---------|------------|-----------|
| | | W - L - T | W - L - T |
| Kevin Sumlin | 2012-17 | 25-23 | 51-26 |
| Jeff Banks^ | 2017 | 0-0 | 0-1 |
| Jimbo Fisher | 2018-23 | 27-21 | 45-25 |
| Elijah Robinson@ | 2023 | 0-1 | 1-2 |
| Mike Elko | 2024 | | |

^ - Interim head coach for 2017 Belk Bowl

@ - Interim head coach for final two games of 2023 season

VANDERBILT

| Coach | Tenure | Conference | Overall |
|---------------------|----------------|------------|-----------|
| | | W - L - T | W - L - T |
| Elliott H. Jones | 1890-92 | - | 8-5-0 |
| W.J. Keller | 1893 | - | 6-1-0 |
| Henry Thornton | 1894 | - | 7-1-0 |
| C.L. Upton | 1895 | - | 5-3-1 |
| R.G. Acton | 1896-1898 | - | 10-7-3 |
| J.L. Crane | 1899-1900 | - | 11-6-1 |
| W.H. Watkins | 1901-02 | - | 14-2-1 |
| J.H. Henry | 1903 | - | 6-1-1 |
| Dan McGugin | 1904-17, 19-34 | 6-5-2 | 197-55-19 |
| Ray Morrison | 1935-39 | 15-15-1 | 25-20-2 |
| H.R. (Red) Sanders | 1940-42, 46-48 | 16-20-2 | 36-22-2 |
| E.H. (Herc) Alley | 1943 | 0-0-0 | 5-0-0 |
| Doby Bartling | 1944-45 | 2-4-0 | 6-6-1 |
| W.M. (Bill) Edwards | 1945-52 | 11-17-1 | 21-19-2 |
| Arthur L. Guepe | 1953-62 | 18-43-6 | 39-54-7 |
| Jack Green | 1963-66 | 2-19-3 | 7-29-4 |
| Bill Pace | 1967-72 | 5-27-1 | 22-38-3 |
| Steve Sloan | 1973-74 | 3-8-1 | 12-9-1 |
| Fred Pancoast | 1975-78 | 2-22-0 | 13-31-0 |
| George MacIntyre | 1979-85 | 8-33-1 | 25-52-1 |
| Watson Brown | 1986-90 | 4-29-0 | 10-45-0 |
| Gerry DiNardo | 1991-94 | #9-22-0 | 19-25-0 |
| Rod Dowhower | 1995-96 | 1-15-0 | 4-18-0 |
| Woody Widenhofer | 1997-2001 | 4-36 | 15-40 |
| Bobby Johnson | 2002- | 12-54 | 29-66 |
| Robbie Caldwell | 2010 | 1-7 | 2-10 |
| James Franklin | 2011-2013 | 11-13 | 24-15 |
| Derek Mason | 2014-20 | 10-46 | 27-55 |
| ^Todd Fitch | 2020 | 0-1 | 0-1 |
| Clark Lea | 2021 | 2-22 | 9-27 |

- Indicates game forfeited to Vanderbilt

^ - Interim head coach for final game of 2020 season

NOTE: Tenures only include years as SEC coaches.



COACHES

SEC COACH OF THE YEAR

NATIONAL COACH OF THE YEAR

| | |
|------|---|
| 1942 | Bill Alexander, Georgia Tech (AFCA) |
| 1956 | Bowden Wyatt, Tennessee (AFCA) |
| 1958 | Paul Dietzel, LSU (AFCA, FWA) |
| 1961 | Paul "Bear" Bryant, Alabama (AFCA) |
| 1970 | Charlie McClendon, LSU (AFCA) |
| 1971 | Paul "Bear" Bryant, Alabama (AFCA) |
| 1973 | Paul "Bear" Bryant, Alabama (AFCA) |
| 1976 | Vince Dooley, Georgia (Dodd) |
| 1980 | Vince Dooley, Georgia (AFCA, FWA, WC) |
| 1982 | Jerry Stovall, LSU (WC); George MacIntyre, Vanderbilt (Dodd) |
| 1989 | Bill Curry, Alabama (Dodd) |
| 1992 | Gene Stallings, Alabama (AFCA, FWA, WC) |
| 1993 | Terry Bowden, Auburn (AFCA, FWA, WC) |
| 1998 | Phillip Fulmer, Tennessee (FWA) |
| 2003 | Nick Saban, LSU (FWA, AP) |
| 2004 | Tommy Tuberville, Auburn (CWC, AP) |
| 2011 | Les Miles, LSU (Liberty, Home Depot, AP) |
| 2013 | Gus Malzahn, Auburn (AP, Liberty, Eddie Robinson, Home Depot) |
| 2014 | Nick Saban, Alabama (Dodd) |
| 2018 | Nick Saban, Alabama (Camp) |
| 2019 | Ed Orgeron (AFCA, FWA, WC, AP) |

| | |
|------|---------------------------------------|
| AFCA | American Football Coaches Association |
| FWA | Football Writers of America |
| WC | Walter Camp |

AP SEC COACH OF THE YEAR

| | |
|------|----------------------------|
| 1946 | Wally Butts, Georgia |
| 1947 | John Vaught, Ole Miss |
| 1948 | John Vaught, Ole Miss |
| 1949 | Gaynell Tinsley, LSU |
| 1950 | Paul Bryant, Kentucky |
| 1951 | Bob Neyland, Tennessee |
| 1952 | Bobby Dodd, Georgia Tech |
| 1953 | Ralph Jordan, Auburn |
| 1954 | John Vaught, Ole Miss |
| 1955 | John Vaught, Ole Miss |
| 1956 | Bowden Wyatt, Tennessee |
| 1957 | Ralph Jordan, Auburn |
| 1958 | Paul Dietzel, LSU |
| 1959 | Paul Bryant, Alabama |
| 1960 | John Vaught, Ole Miss |
| 1961 | Paul Bryant, Alabama |
| 1962 | John Vaught, Ole Miss |
| 1963 | Paul Davis, Miss. State |
| 1964 | Paul Bryant, Alabama |
| 1965 | Paul Bryant, Alabama |
| 1966 | Vince Dooley, Georgia |
| 1967 | Doug Dickey, Tennessee |
| 1968 | Vince Dooley, Georgia |
| 1969 | Charlie McClendon, LSU |
| 1970 | Charlie Shira, Miss. State |
| 1971 | Paul Bryant, Alabama |
| 1972 | Ralph Jordan, Auburn |
| 1973 | Paul Bryant, Alabama |
| 1974 | Steve Sloan, Vanderbilt |
| 1975 | Ken Cooper, Ole Miss |
| 1976 | Vince Dooley, Georgia |
| 1977 | Fran Curci, Kentucky |
| 1978 | Paul Bryant, Alabama |
| 1979 | Paul Bryant, Alabama |
| 1980 | Vince Dooley, Georgia |
| 1981 | Paul Bryant, Alabama |
| 1982 | Jerry Stovall, LSU |
| 1983 | Billy Brewer, Ole Miss |
| 1984 | Galen Hall, Florida |

| | |
|------|--|
| 1985 | Johnny Majors, Tennessee |
| 1986 | Bill Arnsparger, LSU |
| 1987 | Pat Dye, Auburn |
| 1988 | Pat Dye, Auburn |
| 1989 | Bill Curry, Alabama |
| 1990 | Steve Spurrier, Florida |
| 1991 | Gerry DiNardo, Vanderbilt |
| 1992 | Gene Stallings, Alabama |
| 1993 | Terry Bowden, Auburn |
| 1994 | Gene Stallings, Alabama |
| 1995 | Steve Spurrier, Florida |
| 1996 | Steve Spurrier, Florida |
| 1997 | Tommy Tuberville, Ole Miss |
| 1998 | Phillip Fulmer, Tennessee |
| 1999 | Mike DuBose, Alabama |
| 2000 | Lou Holtz, South Carolina |
| 2001 | Houston Nutt, Arkansas |
| 2002 | Mark Richt, Georgia |
| 2003 | David Cutcliffe, Ole Miss; Nick Saban, LSU |
| 2004 | Tommy Tuberville, Auburn |
| 2005 | Steve Spurrier, South Carolina |
| 2006 | Houston Nutt, Arkansas |
| 2007 | Sylvester Croom, Mississippi State |
| 2008 | Nick Saban, Alabama |
| 2009 | Nick Saban, Alabama |
| 2010 | Gene Chizik, Auburn |
| 2011 | Les Miles, LSU |
| 2012 | Kevin Sumlin, Texas A&M |
| 2013 | Gus Malzahn, Auburn |
| 2014 | Dan Mullen, Mississippi State |
| 2015 | Jim McElwain, Florida |
| 2016 | Nick Saban, Alabama |
| 2017 | Kirby Smart, Georgia |
| 2018 | Mark Stoops, Kentucky |
| 2019 | Ed Orgeron, LSU |
| 2020 | Nick Saban, Alabama |
| 2021 | Kirby Smart, Georgia |
| 2022 | Josh Heupel, Tennessee |
| 2023 | Elijah Drinkwitz, Missouri |

UPI SEC COACH OF THE YEAR

| | |
|------|------------------------------|
| 1960 | John Vaught, Ole Miss |
| 1961 | Paul Bryant, Alabama |
| 1962 | John Vaught, Ole Miss |
| 1963 | Ralph Jordan, Auburn |
| 1964 | Paul Bryant, Alabama |
| 1965 | Paul Bryant, Alabama |
| 1966 | Vince Dooley, Georgia |
| 1967 | Doug Dickey, Tennessee |
| 1968 | Vince Dooley, Georgia |
| 1969 | Charlie McClendon, LSU |
| 1970 | Charlie McClendon, LSU |
| 1971 | Paul Bryant, Alabama |
| 1972 | Ralph Jordan, Auburn |
| 1973 | Paul Bryant, Alabama |
| 1974 | Paul Bryant, Alabama |
| 1975 | Ken Cooper, Ole Miss |
| 1976 | Vince Dooley, Georgia |
| 1977 | Paul Bryant, Alabama |
| 1978 | Paul Bryant, Alabama |
| 1979 | Paul Bryant, Alabama |
| 1980 | Charley Pell, Florida |
| 1981 | Paul Bryant, Alabama |
| 1982 | George MacIntyre, Vanderbilt |
| 1983 | Pat Dye, Auburn |
| 1984 | Galen Hall, Florida |
| 1985 | Johnny Majors, Tennessee |
| 1986 | Billy Brewer, Ole Miss |
| 1987 | Bill Curry, Alabama |
| 1988 | Pat Dye, Auburn |
| 1989 | Bill Curry, Alabama |

1990 Steve Spurrier, Florida

NOTE: Discontinued following 1990 season

SEC COACH OF THE YEAR

(as voted by the league's coaches)

| | |
|------|------------------------------|
| 1935 | Jack Meagher, Auburn |
| 1936 | Bob Neyland, Tennessee |
| 1937 | Ray Morrison, Vanderbilt |
| 1938 | Bob Neyland, Tennessee |
| 1939 | Bill Alexander, Georgia Tech |
| 1940 | Allyn McKeen, Miss. State |
| 1941 | Red Sanders, Vanderbilt |
| 1942 | Wally Butts, Georgia |
| 1943 | No Selection Made |
| 1944 | John Barnhill, Tennessee |
| 1945 | Frank Thomas, Alabama |
| 1946 | Wally Butts, Georgia |
| 1947 | John Vaught, Ole Miss |
| 1948 | Henry Frnka, Tulane |
| 1949 | Gaynell Tinsley, LSU |
| 1950 | Bob Neyland, Tennessee |
| 1951 | Bobby Dodd, Georgia Tech |
| 1952 | Harold Drew, Alabama |
| 1953 | Ralph Jordan, Auburn |
| 1954 | Blanton Collier, Kentucky |
| 1955 | Art Guepe, Vanderbilt |
| 1956 | Bowden Wyatt, Tennessee |
| 1957 | Wade Walker, Miss. State |
| 1958 | Paul Dietzel, LSU |
| 1959 | Wally Butts, Georgia |
| 1960 | Ray Graves, Florida |
| 1961 | Paul Bryant, Alabama |
| 1962 | John Vaught, Ole Miss |
| 1963 | Ralph Jordan, Auburn |
| 1964 | Paul Bryant, Alabama |
| 1965 | Doug Dickey, Tennessee |
| 1966 | Vince Dooley, Georgia |
| 1967 | Doug Dickey, Tennessee |
| 1968 | Vince Dooley, Georgia |
| 1969 | Charlie McClendon, LSU |
| 1970 | Charlie McClendon, LSU |
| 1971 | Paul Bryant, Alabama |
| 1972 | Ralph Jordan, Auburn |
| 1973 | Paul Bryant, Alabama |
| 1974 | Paul Bryant, Alabama |
| 1975 | Ken Cooper, Ole Miss |
| 1976 | Vince Dooley, Georgia |
| 1977 | Paul Bryant, Alabama |
| 1978 | Vince Dooley, Georgia |
| 1979 | Paul Bryant, Alabama |
| 1980 | Vince Dooley, Georgia |
| 1981 | Paul Bryant, Alabama |
| 1982 | George MacIntyre, Vanderbilt |
| 1983 | Pat Dye, Auburn |
| 1984 | Bill Arnsparger, LSU |
| 1985 | Johnny Majors, Tennessee |
| 1986 | Bill Arnsparger, LSU |
| 1987 | Pat Dye, Auburn |
| 1988 | Pat Dye, Auburn |
| 1989 | Bill Curry, Alabama |
| 1990 | Billy Brewer, Ole Miss |
| 1991 | Steve Spurrier, Florida |
| 1992 | Gene Stallings, Alabama |
| 1993 | Terry Bowden, Auburn |
| 1994 | Steve Spurrier, Florida |
| 1995 | Steve Spurrier, Florida |
| 1996 | Steve Spurrier, Florida |
| 1997 | Jim Donnan, Georgia |
| 1998 | Phillip Fulmer, Tennessee |
| 1999 | Mike DuBose, Alabama |

| | |
|------|--|
| 2000 | Lou Holtz, South Carolina |
| 2001 | Houston Nutt, Arkansas |
| 2002 | Mark Richt, Georgia |
| 2003 | David Cutcliffe, Ole Miss |
| 2004 | Tommy Tuberville, Auburn |
| 2005 | Mark Richt, Georgia |
| 2006 | Houston Nutt, Arkansas |
| 2007 | Sylvester Croom, Mississippi State |
| 2008 | Houston Nutt, Ole Miss Nick Saban, Alabama Bobby Johnson, Vanderbilt |
| 2009 | Nick Saban, Alabama |
| 2010 | Steve Spurrier, South Carolina |
| 2011 | Les Miles, LSU |
| 2012 | Kevin Sumlin, Texas A&M Will Muschamp, Florida |
| 2013 | Gus Malzahn, Auburn |
| 2014 | Gary Pinkel, Missouri |
| 2015 | Jim McElwain, Florida |
| 2016 | Nick Saban, Alabama |
| 2017 | Kirby Smart, Georgia |
| 2018 | Mark Stoops, Kentucky |
| 2019 | Ed Orgeron, LSU |
| 2020 | Nick Saban, Alabama |
| 2021 | Kirby Smart, Georgia |
| 2022 | Kirby Smart, Georgia |
| 2023 | Elijah Drinkwitz, Missouri |

NOTE: From 1935-97, voting coordinated by the Nashville Banner newspaper.

SEC CHAMPIONSHIP COACHES

Paul "Bear" Bryant (14) – Kentucky (1) 1950;
Alabama (13) 1961-64-65-66-71-72-73-74-75-77-78-79-81

Nick Saban (11) – LSU 2001-03; Alabama 2009-12-14-15-16-18-20-21-23

Johnny Vaught (6) – Ole Miss 1947-54-55-60-62-63

Vince Dooley (6) – Georgia 1966-68-76-80-81-82

Steve Spurrier (6) – Florida 1991-93-94-95-96-2000

Bob Neyland (5) – Tennessee 1938-39-40-46-51

Frank Thomas (4) – Alabama 1933-34-37-45

Wally Butts (4) – Georgia 1942-46-48-59

Pat Dye (4) – Auburn 1983-87-88-89

Bill Alexander (3) – Georgia Tech 1939-43-44

Johnny Majors (3) – Tennessee 1985-89-90

Bernie Moore (2) – LSU 1935-36

Paul Dietzel (2) – LSU 1958-61

Doug Dickey (2) – Tennessee 1967-69

Bobby Dodd (2) – Georgia Tech 1951-52

Phillip Fulmer (2) – Tennessee 1997-98

Urban Meyer (2) – Florida, 2006-08

Les Miles (2) – LSU 2007-11

Mark Richt (2) – Georgia 2002-05

Kirby Smart (2) – Georgia 2017-22

Ted Cox (1) – Tulane 1934

Red Dawson (1) – Tulane 1939

Allyn McKeen (1) – Mississippi State 1941

Henry Frnka (1) – Tulane 1949

Red Drew (1) – Alabama 1953

Bowden Wyatt (1) – Tennessee 1956

Ralph Jordan (1) – Auburn 1957

Charlie McClendon (1) – LSU 1970

Fran Curci (1) – Kentucky 1976

Bill Arnsperger (1) – LSU 1986

Mike Archer (1) – LSU 1988

Bill Curry (1) – Alabama 1989

Gene Stallings (1) – Alabama 1992

Mike DuBose (1) – Alabama 1999

Tommy Tuberville (1) – Auburn 2004

Gene Chizik (1) – Auburn 2010

Gus Malzahn (1) – Auburn 2013

Ed Orgeron (1) – LSU 2019

NOTE: Includes ties



COACHES

WINNINGEST SEC COACHES

ALL GAMES AT SEC INSTITUTIONS

(By Victories)

| | Wins | Coach (Schools) | Seasons | W-L-T |
|-----|------|---|------------------------------------|---------------------|
| 1. | 292 | Paul "Bear" Bryant (Kentucky/Alabama) | UK 1946-53 UA 1958-82 | 60-23-5 232-46-9 |
| 2. | 249 | Nick Saban (LSU/Alabama) | LS 2000-04 UA 2007-23 | 48-16 201-29 |
| 3. | 208 | Steve Spurrier (Florida/South Carolina) | UF 1990-2001 SC 2005-2015 | 122-27-1 86-49 |
| 4. | 201 | Vince Dooley (Georgia) | 1964-88 | 201-77-10 |
| 5. | 197 | Dan McGugin (Vanderbilt) | 1904-17; 1919-34 | 197-55-19 |
| 6. | 190 | John Vaught (Ole Miss) | 1947-70; 1973 | 190-61-12 |
| 7. | 176 | Ralph "Shug" Jordan (Auburn) | 1951-75 | 176-83-6 |
| 8. | 173 | Robert Neyland (Tennessee) | 1926-34; 1936-40; 1946-52 | 173-31-12 |
| 9. | 152 | Phillip Fulmer (Tennessee) | 1992-2008 | 152-52 |
| 10. | 145 | Mark Richt (Georgia) | 2001-2015 | 145-51 |
| 11. | 140 | Wallace Butts (Georgia) | 1939-60 | 140-86-9 |
| 12. | 137 | Charlie McClendon (LSU) | 1962-79 | 137-59-7 |
| 13. | 122 | Mike Donahue (Auburn/LSU) | AU 1904-06; 1908-22 LSU 1923-27 | 99-35-5 23-19-3 |
| 14. | 115 | Johnny Majors (Tennessee) | 1977-92 | 115-62-8 |
| | 115 | Frank Thomas (Alabama) | 1931-46 | 115-24-7 |
| 16. | 114 | Les Miles (LSU) | 2005-16 | 114-34 |
| 17. | 110 | Tommy Tuberville (Ole Miss/Auburn) | UM 1995-98 AU 1999-2008 | 25-20 85-40 |
| 18. | 104 | Doug Dickey (Tennessee/Florida) | UT 1964-69 UF 1970-78 | 46-15-4 58-42-2 |
| 19. | 103 | Dan Mullen (Mississippi State/Florida) | MS 2009-17 UF 2018-21 | 69-46 34-15 |
| 20. | 99 | Pat Dye (Auburn) | 1981-92 | 99-39-4 |
| | 99 | Houston Nutt (Ole Miss/Arkansas) | AR 1998-2007 UM 2008-2011 | 75-48 24-26 |
| 22. | 98 | Harry Mehre (Georgia/Ole Miss) | UG 1928-37 UM 1938-45 | 59-34-6 39-26-1 |
| 23. | 94 | Kirby Smart (Georgia) | 2016-present | 94-16 |
| 24. | 83 | Bernie Moore (LSU) | 1935-47 | 83-39-6 |
| 25. | 75 | Jackie Sherrill (Mississippi State) | 1991-2002 | 75-75-2 |

Minimum 50 Victories

(By Percentage)

| | Pct | Coach (Schools) | Seasons | W-L-T |
|-----|-------|---|------------------------------------|---------------------|
| 1. | .855 | Kirby Smart (Georgia) | 2016-present | 94-16 |
| 2. | .847 | Nick Saban (Alabama/LSU) | LSU 2000-04 UA 2007-23 | 48-16 201-29 |
| 3. | .829 | Robert Neyland (Tennessee) | 1926-34; 1936-40; 1946-52 | 173-31-12 |
| 4. | .8125 | Urban Meyer (Florida) | 2005-10 | 65-15 |
| 5. | .8117 | Wallace Wade (Alabama) | 1923-30 | 61-13-3 |
| 6. | .8116 | Frank Thomas (Alabama) | 1931-46 | 115-24-7 |
| 7. | .797 | Paul "Bear" Bryant (Kentucky/Alabama) | UK 1946-53 UA 1958-82 | 60-23-5 232-46-9 |
| 8. | .770 | Les Miles (LSU) | 2005-16 | 114-34 |
| 9. | .7644 | Allyn McKeen (Mississippi State) | 1939-48 | 65-19-3 |
| 10. | .7639 | G.E. Pyle (Florida) | 1909-13 | 26-7-3 |
| 11. | .762 | Dan McGugin (Vanderbilt) | 1904-17; 1919-34 | 197-55-19 |
| 12. | .748 | John Vaught (Ole Miss) | 1947-70; 1973 | 190-61-12 |
| 13. | .745 | Phillip Fulmer (Tennessee) | 1992-2008 | 152-52 |
| 14. | .740 | Mark Richt (Georgia) | 2001-2015 | 145-51 |
| 15. | .732 | Steve Spurrier (Florida/South Carolina) | UF 1990-2001 USC 2005-2015 | 122-27-1 86-49 |
| 16. | .731 | Terry Bowden (Auburn) | 1993-98 | 47-17-1 |
| 17. | .722 | John Heisman (Auburn) | 1895-99 | 12-4-2 |
| 18. | .718 | Bill Battle (Tennessee) | 1970-76 | 59-22-4 |
| 19. | .715 | Vince Dooley (Georgia) | 1964-88 | 201-77-10 |
| 20. | .713 | Gene Stallings (Alabama) | 1990-96 | 62-25-0 |
| 21. | .711 | Pat Dye (Auburn) | 1981-92 | 99-39-4 |
| 22. | .698 | W.D. Chadwick (Mississippi State) | 1909-13 | 29-12-2 |
| 23. | .694 | Galen Hall (Florida) | 1984-88 | 37-16-1 |
| 24. | .692 | Charlie McClendon (LSU) | 1962-79 | 137-59-7 |
| 25. | .686 | Ray Graves (Florida) | 1960-69 | 70-31-4 |
| 26. | .685 | Mike Donahue (Auburn/LSU) | AU 1904-06; 1908-22 LSU 1923-27 | 99-35-5 23-19-3 |
| 27. | .679 | W.A. Cunningham (Georgia) | 1910-19 | 43-18-9 |
| 28. | .675 | Ralph "Shug" Jordan (Auburn) | 1951-75 | 176-83-6 |
| 29. | .672 | Bernie Moore (LSU) | 1935-47 | 83-39-6 |
| 30. | .660 | Gus Malzahn (Auburn) | 2013-20 | 68-35 |
| | .660 | Paul Dietzel (LSU) | 1955-61 | 46-23-3 |
| 32. | .649 | George Woodruff (Georgia) | 1923-27 | 30-16-1 |
| 33. | .647 | Tommy Tuberville (Ole Miss/Auburn) | UM 1995-98 AU 1999-2008 | 25-20 85-40 |
| 34. | .643 | Johnny Majors (Tennessee) | 1977-92 | 115-62-8 |
| 35. | .641 | Doug Dickey (Tennessee/Florida) | UT 1964-69 UF 1970-78 | 46-15-4 58-42-2 |
| 36. | .633 | M.B. Banks (Tennessee) | 1921-25 | 27-15-3 |
| 37. | .628 | Z.G. Clevenger (Tennessee) | 1911-15 | 26-15-2 |
| | .628 | Dan Mullen (Mississippi State/Florida) | MSU 2009-17 UF 2018-21 | 69-46 34-15 |
| 39. | .622 | Bowden Wyatt (Tennessee) | 1955-62 | 49-29-4 |
| 40. | .617 | H.R. "Red" Sanders (Vanderbilt) | 1940-42; 1946-48 | 36-22-2 |


Minimum Five Years And .600 Winning Percentage; Active Coaches in Boldface




PAUL "BEAR" BRYANT
KENTUCKY/ALABAMA



WALLACE BUTTS
GEORGIA



ROBERT NEYLAND
TENNESSEE



DAN MCGUGIN
VANDERBILT

WINNINGEST SEC COACHES

SEC REGULAR-SEASON GAMES

(By Victories)

| Wins | Coach (Schools) | Seasons | W-L-T |
|------|---|---------------------------------------|---------------------------|
| 1. | 159 Paul "Bear" Bryant (Kentucky/Alabama) | UK 1946-53 UA 1958-82 | 22-18-4 137-28-5 |
| 2. | 156 Nick Saban (Alabama/LSU) | LS 2000-04 UA 2007-23 | 30-12 126-19 |
| 3. | 131 Steve Spurrier (Florida/South Carolina) | UF 1990-2001 SC 2005-2015 | 87-14 44-40 |
| 4. | 106 John Vaught (Ole Miss) | 1947-70; 1973 | 106-41-10 |
| 5. | 105 Vince Dooley (Georgia) | 1964-88 | 105-41-4 |
| 6. | 98 Ralph "Shug" Jordan (Auburn) | 1951-75 | 98-63-4 |
| 8. | 85 Mark Richt (Georgia) | 1992-2008 | 98-36 |
| 9. | 67 Wallace Butts (Georgia) | 2001-2015 | 85-40 |
| 10. | 64 Tommy Tuberville (Ole Miss/Auburn) | 1939-60 UM 1995-98 AU 1999-2008 | 67-60-5 12-20 52-29 |
| 12. | 62 Les Miles (LSU) | 2005-2016 | 64-30 |
| 62 | Charlie McClendon (LSU) | 1962-79 | 62-38-0 |
| 62 | Robert Neyland (Tennessee) | 1926-34; 1936-40; 1946-52 | 62-15-5 |
| 14. | 59 Frank Thomas (Alabama) | 1931-46 | 59-16-6 |
| 15. | 58 Kirby Smart (Georgia) | UG 2016-present | 58-13 |
| 16. | 57 Johnny Majors (Tennessee) | 1977-92 | 57-40-3 |
| 17. | 54 Dan Mullen (Mississippi State/Florida) | MS 2009-17 UF 2018-21 | 33-39 21-14 |
| 18. | 52 Houston Nutt (Ole Miss/Arkansas) | AR 1998-2007 UM 2008-2011 | 42-38 10-24 |
| 19. | 49 Doug Dickey (Tennessee/Florida) | UT 1964-69 UF 1970-78 | 21-10-4 28-28-1 |
| 20. | 48 Pat Dye (Auburn) | 1981-92 | 48-27-1 |
| 21. | 43 Jackie Sherrill (Mississippi State) | 1991-2003 | 43-52-1 |
| 22. | 40 Gus Malzahn (Auburn) | AU 2013-20 | 40-28 |
| 23. | 39 Urban Meyer (Florida) | 2005-10 | 39-13 |
| 24. | 38 Gene Stallings (Alabama) | 1990-96 | 38-16-0 |
| 25. | 36 Ray Graves (Florida) | 1960-69 | 36-19-3 |

Minimum 25 Victories /Includes SEC Championship Games

(By Percentage)

| Pct | Coach (Schools) | Seasons | W-L-T |
|-----|--|-------------------------------|---------------------|
| 1. | .834 Nick Saban (Alabama/LSU) | LSU 2000-04 UA 2007-23 | 30-12 126-19 |
| 2. | .817 Kirby Smart (Georgia) | 2016-present | 58-13 |
| 3. | .787 Robert Neyland (Tennessee) | 1926-34; 1936-40; 1946-52 | 62-15-5 |
| 4. | .765 Frank Thomas (Alabama) | 1931-46 | 59-16-6 |
| 5. | .764 Paul "Bear" Bryant (Kentucky/Alabama) | UK 1946-53 UA 1958-82 | 22-18-4 137-28-5 |
| 6. | .750 Urban Meyer (Florida) | 2005-10 | 39-13 |
| 7. | .731 Phillip Fulmer (Tennessee) | 1992-2008 | 98-36 |
| 8. | .713 Vince Dooley (Georgia) | 1964-88 | 105-41-4 |
| 9. | .708 Steve Spurrier (Florida/South Carolina) | UF 1990-2001 USC 2005-2015 | 87-14 44-40 |
| 10. | .707 John Vaught (Ole Miss) | 1947-70; 1973 | 106-41-10 |
| 11. | .704 Gene Stallings (Alabama) | 1990-96 | 38-16-0 |
| 12. | .681 Les Miles (LSU) | 2005-2016 | 64-30 |
| 13. | .680 Mark Richt (Georgia) | 2001-2015 | 85-40 |
| 14. | .678 Terry Bowden (Auburn) | 1993-98 | 30-14-1 |
| 15. | .647 Ray Graves (Florida) | 1960-69 | 36-19-3 |
| 16. | .6383 Allyn McKeen (Mississippi State) | 1939-48 | 29-16-2 |
| 17. | .6382 Pat Dye (Auburn) | 1981-92 | 48-27-1 |
| 18. | .632 Galen Hall (Florida) | 1984-88 | 24-14-0 |
| 19. | .625 Jim Donnan (Georgia) | 1996-2000 | 25-15-0 |
| 20. | .620 Charlie McClendon (LSU) | 1962-79 | 62-38-0 |
| 21. | .614 Paul Dietzel (LSU) | 1955-61 | 26-16-2 |
| 22. | .606 Ralph "Shug" Jordan (Auburn) | 1951-75 | 98-63-4 |
| 23. | .588 Gus Malzahn (Auburn) | 2013-20 | 40-28 |
| 24. | .585 Johnny Majors (Tennessee) | 1977-92 | 57-40-3 |
| 25. | .566 Tommy Tuberville (Ole Miss/Auburn) | UM 1995-98 AU 1999-2008 | 12-20 52-29 |
| 26. | .560 Doug Dickey (Tennessee/Florida) | UT 1964-69 UF 1970-78 | 21-10-4 28-28-1 |
| 27. | .554 Bowden Wyatt (Tennessee) | 1955-62 | 29-23-4 |
| 28. | .551 Harold "Red" Drew (Ole Miss/Alabama) | UM 1946 UA 1947-54 | 1-6-0 33-21-7 |
| 29. | .549 Bill Battle (Tennessee) | 1970-76 | 22-18-1 |
| 30. | .527 Wallace Butts (Georgia) | 1939-60 | 67-60-5 |
| 31. | .521 David Cutcliffe (Ole Miss) | 1998-2004 | 25-23 |
| 32. | .517 Doug Barfield (Auburn) | 1976-80 | 15-14-1 |
| 33. | .509 Jack Meagher (Auburn) | 1934-42 | 26-25-7 |

Minimum Five Years And .500 Winning Percentage/Includes SEC Championship Games
Active Coaches in Boldface



**VINCE DOOLEY
GEORGIA**



**JOHN VAUGHT
OLE MISS**



**RALPH "SHUG" JORDAN
AUBURN**



**CHARLIE MCCLENDON
LSU**



POSTSEASON

SEC YEAR-BY-YEAR IN THE BOWLS

| YEAR | RECORD | BOWLS |
|------|--------|---|
| 1934 | 2-0 | Rose (UA 29, Stanford 13), Sugar (Tulane 20, Temple 14) |
| 1935 | 0-2 | Sugar (TCU 3, LSU 2), Orange (Catholic 20, UM 19) |
| 1936 | 0-2-1 | Bacardi (AU 7, Villanova 7), Sugar (Santa Clara 21, LSU 14), Orange (Duquesne 13, MSU 12). |
| 1937 | 1-2 | Rose (California 13, UA 0), Orange (AU 6, Mich. State 0), Sugar (Santa Clara 6, LSU 0). |
| 1938 | 1-0 | Orange (UT 17, Oklahoma 0). |
| 1939 | 1-2 | Orange (Ga. Tech 21, Missouri 7), Rose (Southern Cal 14, UT 0), Sugar (Texas A&M 14, Tulane 13). |
| 1940 | 1-1 | Orange (MSU 14, Georgetown 7), Sugar (Boston College 19, UT 13). |
| 1941 | 2-0 | Cotton (UA 29, Texas A&M 21), Orange (UGA 40, TCU 26). |
| 1942 | 3-1 | Orange (UA 37, Boston Coll. 21), Rose (UGA 9, UCLA 0), Cotton (Texas 14, Ga. Tech 7), Sugar (UT 14, Tulsa 7). |
| 1943 | 2-0 | Sugar (Ga. Tech 20, Tulsa 18), Orange (LSU 19, Texas A&M 14). |
| 1944 | 0-3 | Sugar (Duke 29, UA 26), Orange (Tulsa 26, Ga. Tech 12), Rose (Southern Cal 25, UT 0). |
| 1945 | 2-0 | Rose (UA 34, Southern Cal 14), Oil (UGA 20, Tulsa 6). |
| 1946 | 2-1-1 | Sugar (UGA 20, No. Caro. 10), Oil (Ga. Tech 41, St. Mary's 19), Cotton (LSU 0, Ark. 0), Orange (Rice 8, UT 0). |
| 1947 | 3-1-1 | Sugar (Texas 27, UA 7), Gator (UGA 20, Maryland 20), Orange (Ga. Tech 20, Kansas 14), Great Lakes (UK 24, Villanova 14), Delta (UM 13, TCU 9). |
| 1948 | 0-1 | Orange (Texas 41, UGA 28). |
| 1949 | 0-2 | Orange (Santa Clara 21, UK 13), Sugar (Oklahoma 35, LSU 0). |
| 1950 | 2-1 | Presidential Cup (Texas A&M 40, UGA 20), Sugar (UK 13, Oklahoma 7), Cotton (UT 20, Texas 14). |
| 1951 | 2-1 | Orange (Ga. Tech 17, Baylor 14), Cotton (UK 20, TCU 7), Sugar (Maryland 28, UT 13). |
| 1952 | 2-1* | Orange (UA 61, Syracuse 6), Gator (UF 14, Tulsa 13), Sugar (Ga. Tech 24, UM 7), Cotton (Texas 16, UT 0). |
| 1953 | 1-2 | Cotton (Rice 28, UA 6), Gator (Texas Tech 35, AU 13), Sugar (Ga. Tech 42, West Va. 19) |
| 1954 | 2-1 | Gator (AU 33, Baylor 13), Cotton (Ga. Tech 14, Arkansas 6), Sugar (Navy 21, UM 0). |
| 1955 | 2-0* | Gator (VU 25, AU 13), Sugar (Ga. Tech 7, Pitt 0), Cotton (UM 14, TCU 13). |
| 1956 | 1-1 | Gator (Ga. Tech 21, Pitt 14), Sugar (Baylor 13, UT 7). |
| 1957 | 2-0 | Sugar (UM 39, Texas 7), Gator (UT 3, Texas A&M 0). |
| 1958 | 1-0* | Gator (UM 7, UF 3), Sugar (LSU 7, Clemson 0). |
| 1959 | 1-2* | Liberty (Penn St. 7, UA 0), Orange (UGA 14, Missouri 0), Gator (Ark. 14, Ga. Tech 7), Sugar (UM 21, LSU 0). |
| 1960 | 2-0-1 | Bluebonnet (UA 3, Texas 3), Gator (UF 13, Baylor 12), Sugar (UM 14, Rice 6). |
| 1961 | 2-2 | Sugar (UA 10, Ark. 3), Gator (Penn St. 30, Ga. Tech 15), Orange (LSU 25, Colorado 7), Cotton (Texas 12, UM 7). |
| 1962 | 4-1 | Orange (UA 17, Oklahoma 0), Gator (UF 17, Penn St. 7), Bluebonnet (Missouri 14, Ga. Tech 10), Cotton (LSU 13, Texas 0), Sugar (UM 17, Ark. 13). |
| 1963 | 1-2* | Sugar (UA 12, UM 7), Orange (Nebraska 13, AU 7), Bluebonnet (Baylor 14, LSU 7), Liberty (MSU 16, N.C. State 12). |
| 1964 | 2-2 | Orange (Texas 21, UA 17), Sun (UGA 7, Texas Tech 0), Sugar (LSU 13, Syracuse 10), Bluebonnet (Tulsa 14, UM 7). |
| 1965 | 3-1* | Orange (UA 39, Nebraska 28), Liberty (UM 13, AU 7), Sugar (Missouri 20, UF 18), Cotton (LSU 14, Ark. 7), Bluebonnet (UT 27, Tulsa 6). |
| 1966 | 4-1 | Sugar (UA 34, Nebraska 7), Orange (UF 27, Ga. Tech 12), Cotton (UGA 24, SMU 9), Bluebonnet (Texas 19, UM 0), Gator (UT 18, Syracuse 12). |
| 1967 | 1-4 | Cotton (Texas A&M 20, UA 16), Liberty (N.C. State 14, UGA 7), Sugar (LSU 20, Wyoming 13), Sun (UTEP 14, UM 7), Orange (Oklahoma 26, UT 24). |

POSTSEASON

| | | |
|------|--------|---|
| 1968 | 3-3 | Gator (Missouri 35, UA 10), Sun (AU 34, Arizona 10), Sugar (Ark. 16, UGA 2), Peach (LSU 31, Fla. State 27), Liberty (UM 34, Va. Tech 17), Cotton (Texas 36, UT 13). |
| 1969 | 1-3* | Liberty (Colorado 47, UA 33), Astro-Bluebonnet (Houston 36, AU 7), Gator (UF 14, UT 13), Sun (Nebraska 45, UGA 6), Sugar (UM 27, Ark. 22). |
| 1970 | 1-1-1* | Astro-Bluebonnet (UA 24, Okla. 24), Gator (AU 35, UM 28), Orange (Nebraska 17, LSU 12), Sugar (UT 34, Air Force 13). |
| 1971 | 4-2 | Orange (Nebraska 38, UA 6), Sugar (Okla. 40, AU 22), Gator (UGA 7, No. Caro. 3), Sun (LSU 33, Iowa St. 15), Peach (UM 41, Ga. Tech 18), Liberty (UT 14, Ark. 13). |
| 1972 | 1-1* | Cotton (Texas 17, UA 13), Gator (AU 24, Colorado 3), Astro-Bluebonnet (UT 24, LSU 17). |
| 1973 | 1-5 | Sugar (Notre Dame 24, UA 23), Sun (Missouri 34, AU 17), Tangerine (Miami, Ohio 16, UF 7), Peach (UGA 17, Maryland 16), Orange (Penn St. 16, LSU 9), Gator (Texas Tech 28, UT 19). |
| 1974 | 3-3-1 | Orange (Notre Dame 13, UA 11), Gator (AU 27, Texas 3), Sugar (Nebraska 13, UF 10), Tangerine (Miami, Ohio 21, UGA 10), Sun (MSU 26, No. Caro. 24), Liberty (UT 7, Maryland 3), Peach (VU 6, Texas Tech 6). |
| 1975 | 1-2 | Sugar (UA 13, Penn St. 6), Gator (Maryland 13, UF 0), Cotton (Ark. 31, UGA 10). |
| 1976 | 2-2 | Liberty (UA 36, UCLA 6), Sun (Texas A&M 37, UF 14), Sugar (Pitt 27, UGA 3), Peach (UK 21, No. Caro. 0). |
| 1977 | 1-1 | Sugar (UA 35, Ohio St. 6), Sun (Stanford 24, LSU 14). |
| 1978 | 1-2 | Sugar (UA 14, Penn St. 7), Bluebonnet (Stanford 25, UGA 22), Liberty (Missouri 20, LSU 15). |
| 1979 | 2-1 | Sugar (UA 24, Ark. 9), Tangerine (LSU 34, Wake Forest 10), Bluebonnet (Purdue 27, UT 22). |
| 1980 | 3-1 | Cotton (UA 30, Baylor 2), Tangerine (UF 35, Maryland 20), Sugar (UGA 17, Notre Dame 10), Sun (Nebraska 31, MSU 17). |
| 1981 | 2-3 | Cotton (Texas 14, UA 12), Peach (West Va. 26, UF 6), Sugar (Pitt 24, UGA 20), Hall of Fame (MSU 10, Kansas 0), Garden State (UT 28, Wisconsin 21). |
| 1982 | 2-5 | Liberty (UA 21, Illinois 15), Tangerine (AU 33, Boston Coll. 26), Bluebonnet (Ark. 28, UF 24), Sugar (Penn St. 27, UGA 23), Orange (Nebraska 21, LSU 20), Peach (Iowa 28, UT 22), Hall of Fame (Air Force 36, VU 28). |
| 1983 | 5-2 | Sun (UA 28, SMU 7), Sugar (AU 9, Michigan 7), Gator (UF 14, Iowa 6), Cotton (UGA 10, Texas 9), Hall of Fame (West Va. 20, UK 16), Independence (Air Force 9, UM 3), Florida Citrus (UT 30, Maryland 23). |
| 1984 | 2-2-1 | Liberty (AU 21, Ark. 15), Florida Citrus (UGA 17, Fla. State 17), Hall of Fame (UK 20, Wisconsin 19), Sugar (Nebraska 28, LSU 20), Sun (Maryland 28, UT 27). |
| 1985 | 2-2-1 | Aloha (UA 24, Southern Cal 3), Cotton (Texas A&M 36, AU 16), Sun (UGA 13, Arizona 13), Liberty (Baylor 21, LSU 7), Sugar (UT 35, Miami, Fla. 7). |
| 1986 | 4-2 | Sun (UA 28, Washington 6), Florida Citrus (AU 16, Southern Cal 7), Hall of Fame (Boston Coll. 27, UGA 23), Sugar (Nebraska 30, LSU 13), Independence (UM 20, Texas Tech 17), Liberty (UT 21, Minnesota 14). |
| 1987 | 3-2-1 | Hall of Fame (Michigan 28, UA 24), Sugar (AU 16, Syracuse 16), Aloha (UCLA 20, UF 16), Liberty (UGA 20, Ark. 17), Gator (LSU 30, South Caro. 13), Peach (UT 27, Indiana 22). |
| 1988 | 3-2 | Sun (UA 29, Army 28), Sugar (Fla. State 13, AU 7), All-American (UF 14, Illinois 10), Gator (UGA 34, Mich. St. 27), Hall of Fame (Syracuse 23, LSU 10). |
| 1989 | 3-3 | Sugar (Miami, Fla. 33, UA 25), Hall of Fame (AU 31, Ohio St. 14), Freedom (Washington 34, UF 7), Peach (Syracuse 19, UGA 18), Liberty (UM 42, Air Force 29), Cotton (UT 31, Ark. 27). |
| 1990 | 2-2 | Fiesta (Louisville 34, UA 7), Peach (AU 27, Indiana 23), Gator (Michigan 35, UM 3), Sugar (UT 23, Virginia 22). |
| 1991 | 2-3 | Blockbuster (UA 30, Colorado 25), Sugar (Notre Dame 39, UF 28), Independence (UGA 24, Ark. 15), Liberty (Air Force 38, MSU 15), Fiesta (Penn St. 42, UT 17). |
| 1992 | 5-1 | Gator (UF 27, N.C. State 10), Liberty (UM 13, Air Force 0), Hall of Fame (UT 38, Boston Coll. 23), Florida Citrus (UGA 21, Ohio St. 14), Sugar (UA 34, Miami, Fla. 13), Peach (North Caro. 21, MSU 17). |
| 1993 | 2-2 | Peach (Clemson 14, UK 13), Gator (UA 24, No. Caro. 10), Florida Citrus (Penn St. 31, UT 13), Sugar (UF 41, West Va. 14). |
| 1994 | 3-2 | Gator (UT 45, Va. Tech 23), Peach (N.C. State 28, MSU 24), Carquest (South Caro. 24, West Va. 21), Florida Citrus (UA 24, Ohio State 17), Sugar (Fla. State 23, UF 17). |
| 1995 | 2-4 | Independence (LSU 45, Mich. State 26), Carquest (No. Caro. 20, Ark. 10), Peach (Virginia 34, UGA 27), Outback (Penn St. 43, AU 14), Florida Citrus (UT 20, Ohio State 14), Fiesta (Nebraska 62, UF 24). |



POSTSEASON

| | | |
|------|-----|--|
| 1996 | 5-0 | Independence (AU 32, Army 29), Peach (LSU 10, Clemson 7), Outback (UA 17, Michigan 14), Florida Citrus (UT 45, Northwestern 28), Sugar (UF 52, Fla. State 20). |
| 1997 | 5-1 | Motor City (UM 34, Marshall 31), Independence (LSU 27, Notre Dame 9), Peach (AU 21, Clemson 17), Outback (UGA 33, Wisconsin 6), Florida Citrus (UF 21, Penn St. 6), Orange (Nebraska 42, UT 17). |
| 1998 | 4-4 | Music City (Va. Tech 35, UA 7), Peach (UGA 35, Virginia 33), Independence (UM 35, Texas Tech 18), Outback (Penn St. 26, UK 14), Cotton (Texas 38, MSU 11), Florida Citrus (Michigan 45, Ark. 31), Orange (UF 31, Syracuse 10), Fiesta (UT 23, Fla. State 16). |
| 1999 | 4-4 | Music City (Syracuse 20, UK 13), Peach (MSU 17, Clemson 7), Independence (UM 27, Oklahoma 25), Outback (UGA 28, Purdue 25-OT), Cotton (Ark. 27, Texas 6), Florida Citrus (Michigan St. 37, UF 34), Orange (Michigan 35, UA 34-OT), Fiesta (Nebraska 31, UT 21). |
| 2000 | 4-5 | Las Vegas (UNLV 31, Arkansas 14), Oahu (Georgia 37, Virginia 14), Music City (West Virginia 49, Ole Miss 38), Peach (LSU 28, Georgia Tech 14), Independence (Miss. State 43, Texas A&M 41-OT), Outback (South Carolina 24, Ohio State 7), Cotton (Kansas State 35, Tennessee 21), Florida Citrus (Michigan 31, Auburn 28), Sugar (Miami, Fla. 37, Florida 20). |
| 2001 | 5-3 | Independence (Alabama 14, Iowa State 13), Music City (Boston College 20, Georgia 16), Peach (North Carolina 16, Auburn 10), Cotton (Oklahoma 10, Arkansas 3), Outback (South Carolina 31, Ohio State 28), Florida Citrus (Tennessee 45, Michigan 17), Orange (Florida 56, Maryland 23), Sugar (LSU 47, Illinois 34). |
| 2002 | 3-4 | Independence (Ole Miss 27, Nebraska 23), Music City (Minnesota 29, Arkansas 14), Peach (Maryland 30, Tennessee 3), Outback (Michigan 38, Florida 30), Cotton (Texas 35, LSU 20), Capital One (Auburn 13, Penn State 9), Sugar (Georgia 26, Florida State 13). |
| 2003 | 5-2 | Music City (Auburn, 28, Wisconsin 14), Independence (Arkansas 27, Missouri 14), Outback (Iowa 37, Florida 17), Capital One (Georgia 34, Purdue 27, OT), Cotton (Ole Miss 31, Oklahoma State 28), Peach (Clemson 27, Tennessee 14), Sugar (LSU 21, Oklahoma 14). |
| 2004 | 3-3 | Music City (Minnesota 20, Alabama 16), Peach (Miami, Fla., 27, Florida 10), Outback (Georgia 24, Wisconsin 21), Cotton (Tennessee 38, Texas A&M 7), Capital One (Iowa 30, LSU 25), Sugar (Auburn 16, Virginia Tech 13). |
| 2005 | 3-3 | Independence (Missouri 38, South Carolina 31), Chick-fil-A (LSU 40, Miami, Fla. 3), Outback (Florida 31, Iowa 24), Cotton (Alabama 13, Texas Tech 10), Capital One (Wisconsin 24, Auburn 10), Sugar (West Virginia 38, Georgia 35). |
| 2006 | 6-3 | Independence (Oklahoma State 34, Alabama 31); Music City (Kentucky 28, Clemson 20); Autozone (South Carolina 44, Houston 36; Chick-fil-A (Georgia 31, Virginia Tech 24); Outback (Penn State 20, Tennessee 10); Cotton (Auburn 17, Nebraska 14); Capital One (Wisconsin 17, Arkansas 14); Sugar (LSU 41, Notre Dame 14); BCS Championship (Florida 41, Ohio State 14). |
| 2007 | 7-2 | Liberty (Mississippi State 10, Central Florida 3); Independence (Alabama 30, Colorado 24); Music City (Kentucky 35, Florida State 28); Chick-fil-A (Auburn 23, Clemson 20, OT); Cotton (Missouri 38, Arkansas 7); Outback (Tennessee 21, Wisconsin 17); Capital One (Michigan 41, Florida 35); Sugar (Georgia 41, Hawaii 10); BCS Championship (LSU 38, Ohio State 24). |
| 2008 | 6-2 | Music City (Vanderbilt 16, Boston College 14); Chick-fil-A (LSU 38, Georgia Tech 3); Cotton (Ole Miss 47, Texas Tech 34); Outback (Iowa 31, South Carolina 10); Capital One (Georgia 24, Michigan State); Liberty (Kentucky 25, East Carolina 19); Sugar (Utah 31, Alabama 17); BCS Championship (Florida 24, Oklahoma 14). |
| 2009 | 6-4 | Music City (Clemson 21, Kentucky 13); Independence Bowl (Georgia 44, Texas A&M 20); Chick-fil-A (Virginia Tech 37, Tennessee 14); Outback (Auburn 38, Northwestern 35, OT); Capital One (Penn State 19, LSU 17); Sugar (Florida 51, Cincinnati 24); Papajohn's (Connecticut 20, South Carolina 7); Cotton (Ole Miss 21, Oklahoma State 7); Liberty (Arkansas 20, East Carolina 7); BCS Championship (Alabama 37, Texas 21). |
| 2010 | 5-5 | Music City (North Carolina 30, Tennessee 27, OT); Liberty (Central Florida 10, Georgia 6); Chick-fil-A (Florida State 26, South Carolina 17); Outback (Florida 27, Penn State 24); Capital One (Alabama 49, Michigan State 7); Gator (Mississippi State 52, Michigan 14); Sugar (Ohio State 31, Arkansas 26); Cotton (LSU 41, Texas A&M 24); BBVA Compass (Pittsburgh 27, Kentucky 10); BCS Championship (Auburn 22, Oregon 19). |
| 2011 | 5-2 | Music City (Mississippi State 23, Wake Forest 17); Liberty (Cincinnati 31, Vanderbilt 24); Chick-fil-A (Auburn 43, Virginia 24); Outback (Michigan State 33, Georgia 30 3OT); Capital One (South Carolina 30, Nebraska 13); Gator (Florida 24, Ohio State 17); Cotton (Arkansas 29, Kansas State 16); BCS Championship (Alabama 21, LSU 0). |
| 2012 | 6-3 | Music City (Vanderbilt 38, N.C. State 24); Chick-fil-A (Clemson 25, LSU 24); Outback (South Carolina 33, Michigan 28); Capital One (Georgia 45, Nebraska 31); Gator (Northwestern 34, Mississippi State 20); Cotton (Texas A&M 41, Oklahoma 13); BBVA (Ole Miss 38, Pittsburgh 17); Sugar (Louisville 33, Florida 23); BCS Championship (Alabama 42, Notre Dame 14). |
| 2013 | 7-3 | Music City (Ole Miss 25, Georgia Tech 17); Liberty (Mississippi State 44, Rice 7); Chick-fil-A (Texas A&M 52, Duke 48); Gator (Nebraska 24, Georgia 19); Capital One (South Carolina 34, Wisconsin 24); Outback (LSU 21, Iowa 14); Sugar (Oklahoma 45, Alabama 31); Cotton (Missouri 41, Oklahoma State 31); BBVA (Vanderbilt 41, Houston 24); BCS Championship (Florida State 34, Auburn 31). |

POSTSEASON

| | | |
|------|-----|--|
| 2014 | 7-5 | Independence (South Carolina 24, Miami 21); Liberty (Texas A&M 45, West Virginia 37); Texas (Arkansas 31, Texas 7); Music City (Notre Dame 31, LSU 28); Belk (Georgia 37, Louisville 14); Chick-fil-A Peach (TCU 42, Ole Miss 3); Orange (Georgia Tech 49, Mississippi State 34); Outback (Wisconsin 34, Auburn 31 OT); Citrus (Missouri 33, Minnesota 17); Sugar/CFP Semis (Ohio State 42, Alabama 35); Gator (Tennessee 45, Iowa 28); Birmingham (Florida 28, East Carolina 20). |
| 2015 | 9-2 | Advocare V100 Texas (LSU 56, Texas Tech 27); Birmingham (Auburn 31, Memphis 10); Belk (Mississippi State 51, N.C. State 28); Franklin American Mortgage Music City (Louisville 27, Texas A&M 21); Goodyear Cotton/CFP Semis (Alabama 38, Michigan State 0); Outback (Tennessee 45, Northwestern 6); Buffalo Wild Wings Citrus (Michigan 41, Florida 7); Allstate Sugar (Ole Miss 48, Oklahoma State 20); TaxSlayer (Georgia 24, Penn State 17); Autzone Liberty (Arkansas 45, Kansas State 23); CFP National Championship (Alabama 45, Clemson 40) |
| 2016 | 6-7 | St. Petersburg (Mississippi State 17, Miami (OH) 16); Independence (NC State 41, Vanderbilt 17); Texas (Kansas State 33, Texas A&M 28); Birmingham (USF 46, South Carolina 39); Belk (Virginia Tech 35, Arkansas 24); Liberty (Georgia 31, TCU 23); Music City (Tennessee 38, Nebraska 24); Citrus (LSU 28, Louisville 9); TaxSlayer (Georgia Tech 33, Kentucky 18); Peach (Alabama 24, Washington 7); Outback (Florida 30, Iowa 3); Sugar (Oklahoma 35, Auburn 19); CFP Championship (Clemson 35, Alabama 31) |
| 2017 | 4-5 | Texas (Texas 33, Missouri 16); Belk (Wake Forest 55, Texas A&M 52); Music City (Northwestern 24, Kentucky 23); TaxSlayer (Mississippi State 31, Louisville 27); Outback (South Carolina 26, Michigan 19); Peach (UCF 34, Auburn 27); Citrus (Notre Dame 21, LSU 17); Rose (Georgia 54, Oklahoma 48 [2 OT]); Sugar (Alabama 24, Clemson 6); CFP Championship Game (Alabama 26, Georgia 23 [OT]) |
| 2018 | 6-6 | Texas (Baylor 45, Vanderbilt 38); Music City (Auburn 63, Purdue 14); Belk (Virginia 20, South Carolina 0); Peach (Florida 41, Michigan 15); Orange (Alabama 45, Oklahoma 34); Liberty (Oklahoma State 38, Missouri 33); Gator (Texas A&M 52, NC State 13); Outback (Iowa 27, Mississippi State 22); Citrus (Kentucky 27, Penn State 24); Fiesta (LSU 40, UCF 32); Sugar (Texas 28, Georgia 21); CFP Championship Game (Clemson 44, Alabama 16) |
| 2019 | 8-2 | Texas (Texas A&M 24, Oklahoma State 21); Peach (LSU 63, Oklahoma 28); Music City (Louisville 38, Mississippi State 28); Orange (Florida 36, Virginia 28); Belk (Kentucky 37, Virginia Tech 30); Outback (Minnesota 31, Auburn 24); Citrus (Alabama 35, Michigan 16); Sugar (Georgia 26, Baylor 14); Gator (Tennessee 23, Indiana 22); CFP Championship Game (LSU 42, Clemson 25) |
| 2020 | 7-2 | Cotton (Oklahoma 55, Florida 20); Armed Forces (Mississippi State 28, Tulsa 26); Peach (Georgia 24, Cincinnati 21); Citrus (Northwestern 35, Auburn 19); Rose (Alabama 31, Notre Dame 14); Gator (Kentucky 23, NC State 21); Outback (Ole Miss 26, Indiana 20); Orange (Texas A&M 41, North Carolina 27); CFP Championship Game (Alabama 52, Ohio State 24). |
| 2021 | 5-7 | Armed Forces (Army 24, Missouri 22); Gasparilla (UCF 29, Florida 17); Birmingham (Houston 17, Auburn 13); Liberty (Texas Tech 34, Mississippi State 7); Duke's Mayo (South Carolina 38, North Carolina 21); Music City (Purdue 48, Tennessee 45); Cotton (Alabama 27, Cincinnati 7); Orange (Georgia 34, Miami 11); Outback (Arkansas 24, Penn State 10); Citrus (Kentucky 20, Iowa 17); Sugar (Baylor 21, Ole Miss 7); Texas (Kansas State 42, LSU 20); CFP Championship Game (Georgia 33, Alabama 18). |
| 2022 | 7-5 | Las Vegas (Oregon State 30, Florida 3); Gasparilla (Wake Forest 27, Missouri 17); Liberty (Arkansas 55, Kansas 53 [3 OT]); Texas (Texas Tech 42, Ole Miss 25); Gator (Notre Dame 45, South Carolina 38); Orange (Tennessee 31, Clemson 14); Sugar (Alabama 45, Kansas State 20); Music City (Iowa 21, Kentucky 0); Peach (Georgia 42, Ohio State 41); ReliaQuest (Mississippi State 19, Illinois 10); Citrus (LSU 63, Purdue 7); CFP Championship Game (Georgia 65, TCU 7). |
| 2023 | 5-4 | Texas (Oklahoma State 31, Texas A&M 23); Gator (Clemson 38, Kentucky 35); Cotton (Missouri 14, Ohio State 3); Peach (Ole Miss 38, Penn State 25); Music City (Maryland 31, Auburn 13); Orange (Georgia 63, Florida State 3); ReliaQuest (LSU 35, Wisconsin 31); Citrus (Tennessee 35, Iowa 0); Rose (Michigan 24, Alabama 27 [OT]) |

* - Record does not include SEC vs. SEC bowl games.



POSTSEASON

BOWL GAMES OF SEC MEMBERS

(Listed by Schools)

ALABAMA

(Won 45, Lost 28, Tied 3)

| | | | | |
|----------|-------------------------|----|------------------|----|
| 1-1-26 | Rose Bowl | 20 | Washington | 19 |
| 1-1-27 | Rose Bowl | 7 | Stanford | 7 |
| 1-1-31 | Rose Bowl | 24 | Washington State | 0 |
| 1-1-35 | Rose Bowl | 29 | Stanford | 13 |
| 1-1-38 | Rose Bowl | 0 | California | 13 |
| 1-1-42 | Cotton Bowl | 29 | Texas A&M | 21 |
| 1-1-43 | Orange Bowl | 37 | Boston College | 21 |
| 1-1-45 | Sugar Bowl | 26 | Duke | 29 |
| 1-1-46 | Rose Bowl | 34 | Southern Cal | 14 |
| 1-1-48 | Sugar Bowl | 7 | Texas | 27 |
| 1-1-53 | Orange Bowl | 61 | Syracuse | 6 |
| 1-1-54 | Cotton Bowl | 6 | Rice | 28 |
| 12-9-59 | Liberty Bowl | 0 | Penn State | 7 |
| 12-17-60 | Bluebonnet Bowl | 3 | Texas | 3 |
| 1-1-62 | Sugar Bowl | 10 | Arkansas | 3 |
| 1-1-63 | Orange Bowl | 17 | Oklahoma | 0 |
| 1-1-64 | Sugar Bowl | 12 | Ole Miss | 7 |
| 1-1-65 | Orange Bowl | 17 | Texas | 21 |
| 1-1-66 | Orange Bowl | 39 | Nebraska | 28 |
| 1-2-67 | Sugar Bowl | 34 | Nebraska | 7 |
| 1-1-68 | Cotton Bowl | 16 | Texas A&M | 20 |
| 12-28-68 | Gator Bowl | 10 | Missouri | 35 |
| 12-13-69 | Liberty Bowl | 33 | Colorado | 47 |
| 12-31-70 | Bluebonnet Bowl | 24 | Oklahoma | 24 |
| 1-1-72 | Orange Bowl | 6 | Nebraska | 38 |
| 1-1-73 | Cotton Bowl | 13 | Texas | 17 |
| 1-1-74 | Sugar Bowl | 23 | Notre Dame | 24 |
| 1-1-75 | Orange Bowl | 11 | Notre Dame | 13 |
| 12-31-75 | Sugar Bowl | 13 | Penn State | 6 |
| 12-20-76 | Liberty Bowl | 36 | UCLA | 6 |
| 1-2-78 | Sugar Bowl | 35 | Ohio State | 6 |
| 1-1-79 | Sugar Bowl | 14 | Penn State | 7 |
| 1-1-80 | Sugar Bowl | 24 | Arkansas | 9 |
| 1-1-81 | Cotton Bowl | 30 | Baylor | 2 |
| 1-1-82 | Cotton Bowl | 12 | Texas | 14 |
| 12-29-82 | Liberty Bowl | 21 | Illinois | 15 |
| 12-24-83 | Sun Bowl | 28 | SMU | 7 |
| 12-28-85 | Aloha Bowl | 24 | Southern Cal | 3 |
| 12-25-86 | Sun Bowl | 28 | Washington | 28 |
| 1-2-88 | Hall of Fame Bowl | 24 | Michigan | 6 |
| 12-29-88 | Sun Bowl | 29 | Army | 28 |
| 1-1-90 | Sugar Bowl | 25 | Miami | 33 |
| 1-1-91 | Fiesta Bowl | 7 | Louisville | 34 |
| 12-28-91 | Blockbuster Bowl | 30 | Colorado | 25 |
| 1-1-93 | Sugar Bowl | 34 | Miami | 13 |
| 12-31-93 | Gator Bowl | 24 | North Carolina | 10 |
| 1-2-95 | Citrus Bowl | 24 | Ohio State | 17 |
| 1-1-97 | Outback Bowl | 17 | Michigan | 14 |
| 12-29-98 | Music City Bowl | 7 | Virginia Tech | 35 |
| 1-1-2000 | Orange Bowl | 34 | Michigan (OT) | 35 |
| 12-27-01 | Independence Bowl | 14 | Iowa State | 13 |
| 12-31-04 | Music City Bowl | 16 | Minnesota | 20 |
| 1-2-06 | Cotton Bowl | 13 | Texas Tech | 10 |
| 12-28-06 | Independence Bowl | 31 | Oklahoma State | 34 |
| 12-30-07 | Independence Bowl | 30 | Colorado | 24 |
| 1-2-09 | Sugar Bowl | 17 | Utah | 31 |
| 1-7-10 | BCS Championship | 37 | Texas | 21 |
| 1-1-11 | Capital One Bowl | 49 | Michigan State | 7 |
| 1-9-12 | BCS Championship | 21 | LSU | 0 |
| 1-7-13 | BCS Championship | 42 | Notre Dame | 14 |
| 1-2-14 | Sugar Bowl | 31 | Oklahoma | 45 |
| 1-1-15 | Sugar Bowl (CFP Semis) | 35 | Ohio State | 42 |
| 12-31-15 | Cotton Bowl (CFP Semis) | 38 | Michigan State | 0 |
| 1-11-16 | CFP National Champ. | 45 | Clemson | 40 |
| 12-31-16 | Peach Bowl (CFP Semis) | 24 | Washington | 7 |
| 1-9-17 | CFP National Champ. | 31 | Clemson | 35 |
| 1-1-18 | Sugar Bowl (CFP Semis) | 24 | Clemson | 6 |
| 1-8-18 | CFP National Champ. | 26 | Georgia | 23 |
| 12-29-18 | Orange Bowl (CFP Semis) | 45 | Oklahoma | 34 |
| 1-7-19 | CFP National Champ. | 16 | Clemson | 44 |
| 1-1-20 | Citrus Bowl | 35 | Michigan | 16 |
| 1-1-21 | Rose (CFP Semis) | 31 | Notre Dame | 14 |
| 1-11-21 | CFP National Champ. | 52 | Ohio State | 24 |
| 12-31-21 | Cotton (CFP Semis) | 27 | Cincinnati | 6 |
| 1-10-22 | CFP National Champ. | 18 | Georgia | 33 |
| 12-31-22 | Sugar Bowl | 45 | Kansas State | 20 |
| 1-1-24 | Rose Bowl (CFP Semis) | 24 | Michigan (OT) | 27 |

ARKANSAS

(Won 17, Lost 24, Tied 3)

| | | | | |
|----------|--------------|----|----------------|----|
| 1-1-34 | Dixie Bowl | 7 | Centenary | 7 |
| 1-1-47 | Cotton Bowl | 0 | LSU | 0 |
| 1-1-48 | Dixie Bowl | 21 | William & Mary | 19 |
| 1-1-55 | Cotton Bowl | 6 | Georgia Tech | 14 |
| 1-2-60 | Gator Bowl | 14 | Georgia Tech | 7 |
| 1-1-61 | Cotton Bowl | 6 | Duke | 7 |
| 1-1-62 | Sugar Bowl | 3 | Alabama | 10 |
| 1-1-63 | Sugar Bowl | 13 | Ole Miss | 17 |
| 1-1-65 | Cotton Bowl | 10 | Nebraska | 7 |
| 1-1-66 | Cotton Bowl | 7 | LSU | 14 |
| 1-1-69 | Sugar Bowl | 16 | Georgia | 2 |
| 1-1-70 | Sugar Bowl | 22 | Ole Miss | 27 |
| 12-20-71 | Liberty Bowl | 13 | Tennessee | 14 |
| 1-1-76 | Cotton Bowl | 31 | Georgia | 10 |

| | | | | |
|------------|-------------------|----|----------------|----|
| 1-2-78 | Orange Bowl | 31 | Oklahoma | 6 |
| 12-25-78 | Fiesta Bowl | 10 | UCLA | 10 |
| 1-1-80 | Sugar Bowl | 9 | Alabama | 24 |
| 12-27-80 | Hall of Fame Bowl | 34 | Tulane | 15 |
| 12-28-81 | Gator Bowl | 27 | North Carolina | 31 |
| 12-31-82 | Bluebonnet Bowl | 28 | Florida | 24 |
| 12-27-84 | Liberty Bowl | 15 | Auburn | 21 |
| 12-22-85 | Holiday Bowl | 18 | Arizona State | 17 |
| 1-1-87 | Orange Bowl | 8 | Oklahoma | 42 |
| 12-29-87 | Liberty Bowl | 17 | Georgia | 20 |
| 1-2-89 | Cotton Bowl | 3 | UCLA | 17 |
| 1-1-90 | Cotton Bowl | 27 | Tennessee | 31 |
| 12-29-91 | Independence Bowl | 15 | Georgia | 24 |
| 12-30-95 | Carquest Bowl | 10 | North Carolina | 20 |
| 1-1-99 | Citrus Bowl | 31 | Michigan | 45 |
| 1-1-2000 | Cotton Bowl | 27 | Texas | 6 |
| 12-21-2000 | Las Vegas Bowl | 14 | UNLV | 31 |
| 1-1-02 | Cotton Bowl | 3 | Oklahoma | 10 |
| 12-30-02 | Music City Bowl | 14 | Minnesota | 29 |
| 12-31-03 | Independence Bowl | 27 | Missouri | 14 |
| 1-1-07 | Capital One Bowl | 14 | Wisconsin | 14 |
| 1-1-08 | Cotton Bowl | 7 | Missouri | 38 |
| 1-2-10 | Liberty Bowl | 20 | East Carolina | 17 |
| 1-4-11 | Sugar Bowl | 26 | Ohio State | 31 |
| 1-6-12 | Cotton Bowl | 29 | Kansas State | 16 |
| 12-29-14 | Texas Bowl | 31 | Texas | 7 |
| 1-2-16 | Liberty Bowl | 45 | Kansas State | 23 |
| 12-29-16 | Belk Bowl | 24 | Virginia | 35 |
| 1-1-22 | Outback Bowl | 24 | Penn State | 10 |
| 12-28-22 | Liberty Bowl | 55 | Kansas | 53 |

AUBURN

(Won 24, Lost 21, Tied 2)

| | | | | |
|----------|---------------------|----|----------------|-------|
| 1-1-37 | Rhumba Bowl | 7 | Villanova | 7 |
| 1-1-38 | Orange Bowl | 6 | Michigan State | 0 |
| 1-1-54 | Gator Bowl | 13 | Texas Tech | 35 |
| 12-31-54 | Gator Bowl | 33 | Baylor | 13 |
| 12-31-55 | Gator Bowl | 13 | Vanderbilt | 25 |
| 1-1-64 | Orange Bowl | 7 | Nebraska | 13 |
| 12-18-65 | Liberty Bowl | 7 | Ole Miss | 13 |
| 12-28-68 | Sun Bowl | 34 | Arizona | 10 |
| 12-31-69 | Bluebonnet Bowl | 7 | Houston | 36 |
| 1-2-71 | Gator Bowl | 35 | Ole Miss | 28 |
| 1-1-72 | Sugar Bowl | 22 | Oklahoma | 40 |
| 12-30-72 | Gator Bowl | 24 | Colorado | 3 |
| 12-29-73 | Sun Bowl | 17 | Missouri | 34 |
| 12-30-74 | Gator Bowl | 27 | Texas | 3 |
| 12-18-82 | Tangerine Bowl | 33 | Boston College | 26 |
| 1-2-84 | Sugar Bowl | 9 | Michigan | 7 |
| 12-27-84 | Liberty Bowl | 21 | Arkansas | 15 |
| 1-1-86 | Cotton Bowl | 16 | Texas A&M | 36 |
| 1-1-87 | Citrus Bowl | 16 | Southern Cal | 7 |
| 1-1-88 | Sugar Bowl | 16 | Syracuse | 16 |
| 1-2-89 | Sugar Bowl | 7 | Florida State | 13 |
| 1-1-90 | Hall of Fame Bowl | 31 | Ohio State | 14 |
| 12-29-90 | Peach Bowl | 27 | Indiana | 23 |
| 1-1-96 | Outback Bowl | 14 | Penn State | 43 |
| 12-31-96 | Independence Bowl | 32 | Army | 29 |
| 1-2-98 | Peach Bowl | 21 | Clemson | 17 |
| 1-1-2001 | Florida Citrus Bowl | 28 | Michigan | 31 |
| 12-31-01 | Peach Bowl | 10 | North Carolina | 16 |
| 1-1-03 | Capital One Bowl | 13 | Penn State | 9 |
| 12-31-03 | Music City Bowl | 28 | Wisconsin | 14 |
| 1-3-05 | Sugar Bowl | 16 | Virginia Tech | 13 |
| 1-2-06 | Capital One Bowl | 10 | Wisconsin | 24 |
| 1-1-07 | Cotton Bowl | 17 | Nebraska | 14 |
| 12-31-07 | Chick-fil-A Bowl | 23 | Clemson | 20 OT |
| 1-1-10 | Outback Bowl | 38 | Northwestern | 35 OT |
| 1-10-11 | BCS Championship | 22 | Oregon | 19 |
| 12-31-11 | Chick-fil-A Bowl | 43 | Virginia | 24 |
| 1-6-14 | BCS Championship | 31 | Florida State | 34 |
| 1-1-15 | Outback Bowl | 31 | Wisconsin | 34 OT |
| 12-30-15 | Birmingham Bowl | 31 | Memphis | 10 |
| 1-2-17 | Sugar Bowl | 19 | Oklahoma | 35 |
| 1-1-18 | Peach Bowl | 27 | UCF | 34 |
| 12-28-18 | Music City Bowl | 63 | Purdue | 14 |
| 1-1-20 | Outback Bowl | 24 | Minnesota | 31 |
| 1-1-21 | Citrus Bowl | 19 | Northwestern | 35 |
| 12-28-21 | Birmingham Bowl | 13 | Houston | 17 |
| 12-30-21 | Music City Bowl | 13 | Maryland | 31 |

FLORIDA

(Won 24, Lost 24)

| | | | | |
|----------|----------------|----|---------------|----|
| 1-1-53 | Gator Bowl | 14 | Tulsa | 13 |
| 12-27-58 | Gator Bowl | 3 | Ole Miss | 7 |
| 12-31-60 | Gator Bowl | 13 | Baylor | 12 |
| 12-28-62 | Gator Bowl | 17 | Penn State | 7 |
| 1-1-66 | Sugar Bowl | 18 | Missouri | 20 |
| 1-2-67 | Orange Bowl | 27 | Georgia Tech | 12 |
| 12-27-69 | Gator Bowl | 14 | Tennessee | 13 |
| 12-22-73 | Tangerine Bowl | 7 | Miami (Ohio) | 16 |
| 12-31-74 | Sugar Bowl | 10 | Nebraska | 13 |
| 12-29-75 | Gator Bowl | 0 | Maryland | 13 |
| 1-2-77 | Sun Bowl | 14 | Texas A&M | 37 |
| 12-20-80 | Tangerine Bowl | 35 | Maryland | 20 |
| 12-31-81 | Peach Bowl | 6 | West Virginia | 26 |

POSTSEASON

| | | |
|----------|-------------------|----|
| 12-31-82 | Bluebonnet Bowl | 24 |
| 12-30-83 | Gator Bowl | 14 |
| 12-25-87 | Aloha Bowl | 16 |
| 12-29-88 | All-American Bowl | 14 |
| 12-30-89 | Freedom Bowl | 7 |
| 1-1-92 | Sugar Bowl | 28 |
| 12-31-92 | Gator Bowl | 27 |
| 1-1-94 | Sugar Bowl | 41 |
| 1-2-95 | Sugar Bowl | 17 |
| 1-2-96 | Fiesta Bowl | 24 |
| 1-2-97 | Sugar Bowl | 52 |
| 1-1-98 | Citrus Bowl | 21 |
| 1-2-99 | Orange Bowl | 31 |
| 1-1-2000 | Citrus Bowl | 34 |
| 1-2-2001 | Sugar Bowl | 20 |
| 1-2-02 | Orange Bowl | 56 |
| 1-1-03 | Outback Bowl | 30 |
| 1-1-04 | Outback Bowl | 17 |
| 12-31-04 | Peach Bowl | 10 |
| 1-2-06 | Outback Bowl | 31 |
| 1-8-07 | BCS Championship | 41 |
| 1-1-08 | Capital One Bowl | 35 |
| 1-1-09 | BCS Championship | 24 |
| 1-1-10 | Sugar Bowl | 51 |
| 1-1-11 | Outback Bowl | 37 |
| 1-1-12 | Gator Bowl | 24 |
| 1-2-13 | Sugar Bowl | 23 |
| 1-3-15 | Birmingham Bowl | 28 |
| 1-1-16 | Citrus Bowl | 7 |
| 1-2-17 | Outback Bowl | 30 |
| 12-29-18 | Peach Bowl | 41 |
| 12-30-19 | Orange Bowl | 36 |
| 12-30-20 | Cotton Bowl | 19 |
| 12-23-21 | Gasparilla Bowl | 17 |
| 12-17-22 | Las Vegas Bowl | 3 |

GEORGIA

(Won 38, Lost 21, Tied 3)

| | | |
|------------|---------------------|----|
| 1-1-42 | Orange Bowl | 40 |
| 1-1-43 | Rose Bowl | 9 |
| 1-1-46 | Oil Bowl | 20 |
| 1-1-47 | Sugar Bowl | 20 |
| 1-1-48 | Gator Bowl | 20 |
| 1-1-49 | Orange Bowl | 28 |
| 12-9-50 | Presidential Bowl | 20 |
| 1-1-60 | Orange Bowl | 14 |
| 12-26-64 | Sun Bowl | 7 |
| 12-31-66 | Cotton Bowl | 24 |
| 12-16-67 | Liberty Bowl | 7 |
| 1-1-69 | Sugar Bowl | 2 |
| 12-20-69 | Sun Bowl | 6 |
| 12-31-71 | Gator Bowl | 7 |
| 12-28-73 | Peach Bowl | 17 |
| 12-20-74 | Tangerine Bowl | 10 |
| 1-1-76 | Cotton Bowl | 10 |
| 1-1-77 | Sugar Bowl | 3 |
| 12-31-78 | Bluebonnet Bowl | 22 |
| 1-1-81 | Sugar Bowl | 17 |
| 1-1-82 | Sugar Bowl | 20 |
| 1-1-83 | Sugar Bowl | 23 |
| 1-2-84 | Cotton Bowl | 10 |
| 12-22-84 | Citrus Bowl | 17 |
| 12-28-85 | Sun Bowl | 13 |
| 12-23-86 | Hall of Fame Bowl | 24 |
| 12-29-87 | Liberty Bowl | 20 |
| 1-1-89 | Gator Bowl | 34 |
| 12-30-89 | Peach Bowl | 18 |
| 12-29-91 | Independence Bowl | 24 |
| 1-1-93 | Citrus Bowl | 21 |
| 12-30-95 | Peach Bowl | 27 |
| 1-1-98 | Outback Bowl | 33 |
| 12-31-98 | Peach Bowl | 35 |
| 1-1-2000 | Outback Bowl | 28 |
| 12-24-2000 | Oahu Bowl | 37 |
| 12-28-01 | Music City Bowl | 16 |
| 1-1-03 | Sugar Bowl | 26 |
| 1-1-04 | Capital One Bowl | 34 |
| 1-1-05 | Outback Bowl | 24 |
| 1-2-06 | Sugar Bowl | 35 |
| 12-30-06 | Chick-fil-A | 31 |
| 1-1-08 | Sugar Bowl | 41 |
| 1-1-09 | Capital One Bowl | 24 |
| 12-28-09 | Independence Bowl | 44 |
| 12-31-10 | Liberty Bowl | 6 |
| 1-1-12 | Outback Bowl | 30 |
| 1-1-13 | Capital One Bowl | 45 |
| 1-1-14 | Gator Bowl | 19 |
| 12-30-14 | Belk Bowl | 37 |
| 1-2-16 | TaxSlayer Bowl | 24 |
| 12-30-16 | Liberty Bowl | 31 |
| 1-1-18 | Rose Bowl | 54 |
| 1-8-18 | CFP National Champ. | 23 |
| 1-1-19 | Sugar Bowl | 21 |
| 1-1-20 | Sugar Bowl | 26 |
| 1-1-21 | Peach Bowl | 24 |
| 12-31-21 | Orange Bowl | 34 |
| 1-10-22 | CFP National Champ. | 33 |
| 12-31-22 | Peach Bowl | 42 |
| 1-9-23 | CFP National Champ. | 65 |
| 12-30-23 | Orange | 63 |

| | |
|----------------|----|
| Arkansas | 28 |
| Iowa | 6 |
| UCLA | 20 |
| Illinois | 10 |
| Washington | 34 |
| Notre Dame | 39 |
| N.C. State | 10 |
| West Virginia | 7 |
| Florida State | 23 |
| Nebraska | 62 |
| Florida State | 20 |
| Penn State | 6 |
| Syracuse | 10 |
| Michigan State | 37 |
| Miami (Fla.) | 37 |
| Maryland | 23 |
| Michigan | 38 |
| Iowa | 37 |
| Miami (Fla.) | 27 |
| Iowa | 24 |
| Ohio State | 14 |
| Michigan | 41 |
| Oklahoma | 14 |
| Cincinnati | 24 |
| Penn State | 24 |
| Ohio State | 17 |
| Louisville | 33 |
| East Carolina | 20 |
| Michigan | 41 |
| Iowa | 15 |
| Michigan | 28 |
| Virginia | 35 |
| Northwestern | 29 |
| UCF | 29 |
| Oregon State | 30 |

| | |
|-----------------|----------|
| TCU | 26 |
| UCLA | 0 |
| Tulsa | 6 |
| North Carolina | 10 |
| Maryland | 20 |
| Texas | 41 |
| Texas A&M | 40 |
| Missouri | 0 |
| Texas Tech | 0 |
| SMU | 9 |
| N.C. State | 14 |
| Arkansas | 16 |
| Nebraska | 45 |
| North Carolina | 3 |
| Maryland | 16 |
| Miami (Ohio) | 21 |
| Arkansas | 31 |
| Pittsburgh | 27 |
| Stanford | 25 |
| Notre Dame | 10 |
| Pittsburgh | 24 |
| Penn State | 27 |
| Texas | 9 |
| Florida State | 17 |
| Arizona | 13 |
| Boston College | 27 |
| Arkansas | 17 |
| Michigan State | 17 |
| Syracuse | 19 |
| Arkansas | 15 |
| Ohio State | 14 |
| Virginia | 34 |
| Wisconsin | 6 |
| Virginia | 33 |
| Purdue (OT) | 25 |
| Virginia | 14 |
| Boston College | 20 |
| Florida State | 13 |
| Purdue (OT) | 27 |
| Wisconsin | 21 |
| West Virginia | 38 |
| Virginia Tech | 24 |
| Hawaii | 10 |
| Michigan State | 12 |
| Texas A&M | 20 |
| Central Florida | 10 |
| Michigan State | 33 (3OT) |
| Nebraska | 31 |
| Nebraska | 24 |
| Louisville | 14 |
| Penn State | 17 |
| TCU | 23 |
| Oklahoma | 48 |
| Alabama | 26 |
| Texas | 28 |
| Baylor | 14 |
| Cincinnati | 21 |
| Michigan | 11 |
| Alabama | 18 |
| Ohio State | 41 |
| TCU | 7 |
| Florida State | 3 |

KENTUCKY

(Won 11, Lost 11)

| | | | | |
|----------|-------------------|----|----------------|----|
| 12-6-47 | Great Lakes Bowl | 24 | Villanova | 14 |
| 1-2-50 | Orange Bowl | 13 | Santa Clara | 21 |
| 1-1-51 | Sugar Bowl | 13 | Oklahoma | 7 |
| 1-1-52 | Cotton Bowl | 20 | TCU | 7 |
| 12-31-76 | Peach Bowl | 21 | North Carolina | 0 |
| 12-22-83 | Hall of Fame Bowl | 16 | West Virginia | 20 |
| 12-29-84 | Hall of Fame Bowl | 20 | Wisconsin | 19 |
| 12-31-93 | Peach Bowl | 13 | Clemson | 14 |
| 1-1-99 | Outback Bowl | 14 | Penn State | 26 |
| 12-29-99 | Music City Bowl | 13 | Syracuse | 20 |
| 12-29-06 | Music City Bowl | 28 | Clemson | 20 |
| 12-31-07 | Music City Bowl | 35 | Florida State | 28 |
| 1-2-09 | Liberty Bowl | 25 | East Carolina | 19 |
| 12-27-09 | Music City Bowl | 13 | Clemson | 21 |
| 1-8-11 | BBVA Compass Bowl | 10 | Pittsburgh | 27 |
| 12-31-16 | TaxSlayer Bowl | 18 | Georgia Tech | 33 |
| 12-29-17 | Music City Bowl | 23 | Northwestern | 24 |
| 1-1-19 | Citrus Bowl | 27 | Penn State | 24 |
| 12-31-19 | Belk Bowl | 37 | Virginia Tech | 30 |
| 1-2-21 | Gator Bowl | 23 | Virginia Tech | 21 |
| 1-1-22 | Citrus Bowl | 20 | Iowa | 17 |
| 12-31-22 | Music City Bowl | 0 | Iowa | 21 |
| 12-29-23 | Gator Bowl | 35 | Clemson | 38 |

LSU

(Won 30, Lost 24, Tied 1)

| | | | | |
|------------|---------------------|----|----------------|----|
| 1-1-36 | Sugar Bowl | 2 | TCU | 3 |
| 1-1-37 | Sugar Bowl | 14 | Santa Clara | 21 |
| 1-1-38 | Sugar Bowl | 0 | Santa Clara | 6 |
| 1-1-44 | Orange Bowl | 19 | Texas A&M | 14 |
| 1-1-47 | Cotton Bowl | 0 | Arkansas | 0 |
| 1-2-50 | Sugar Bowl | 0 | Oklahoma | 35 |
| 1-1-59 | Sugar Bowl | 7 | Clemson | 0 |
| 1-1-60 | Sugar Bowl | 0 | Ole Miss | 21 |
| 1-1-62 | Orange Bowl | 25 | Colorado | 7 |
| 1-1-63 | Cotton Bowl | 13 | Texas | 0 |
| 12-21-63 | Bluebonnet Bowl | 7 | Baylor | 14 |
| 1-1-65 | Sugar Bowl | 13 | Syracuse | 10 |
| 1-1-66 | Cotton Bowl | 14 | Arkansas | 7 |
| 1-1-68 | Sugar Bowl | 20 | Wyoming | 13 |
| 12-30-68 | Peach Bowl | 31 | Florida State | 27 |
| 1-1-71 | Orange Bowl | 12 | Nebraska | 17 |
| 12-18-71 | Sun Bowl | 33 | Iowa State | 15 |
| 12-30-72 | Bluebonnet Bowl | 17 | Tennessee | 24 |
| 1-1-74 | Orange Bowl | 9 | Penn State | 16 |
| 12-31-77 | Sun Bowl | 14 | Stanford | 24 |
| 12-23-78 | Liberty Bowl | 15 | Missouri | 20 |
| 12-22-79 | Tangerine Bowl | 34 | Wake Forest | 10 |
| 1-1-83 | Orange Bowl | 20 | Nebraska | 21 |
| 1-1-85 | Sugar Bowl | 10 | Nebraska | 28 |
| 12-27-85 | Liberty Bowl | 7 | Baylor | 21 |
| 1-1-87 | Sugar Bowl | 15 | Nebraska | 30 |
| 12-31-87 | Gator Bowl | 30 | South Carolina | 13 |
| 1-2-89 | Hall of Fame Bowl | 10 | Syracuse | 23 |
| 12-29-95 | Independence Bowl | 45 | Michigan State | 20 |
| 12-28-96 | Peach Bowl | 10 | Clemson | 20 |
| 12-28-97 | Independence Bowl | 27 | Notre Dame | 9 |
| 12-29-2000 | Peach Bowl | 28 | Georgia Tech | 14 |
| 1-1-02 | Sugar Bowl | 47 | Illinois | 34 |
| 1-1-03 | Cotton Bowl | 20 | Texas | 35 |
| 1-4-04 | Sugar Bowl | 21 | Oklahoma | 14 |
| 1-1-05 | Capital One Bowl | 25 | Iowa | 30 |
| 1-30-05 | Chick-fil-A Bowl | 40 | Miami (Fla.) | 3 |
| 1-3-07 | Sugar Bowl | 41 | Notre Dame | 14 |
| 1-7-08 | BCS Championship | 38 | Ohio State | 24 |
| 12-31-08 | Chick-fil-A Bowl | 38 | Georgia Tech | 3 |
| 1-1-10 | Capital One Bowl | 17 | Penn State | 19 |
| 1-7-11 | Cotton Bowl | 41 | Texas A&M | 24 |
| 1-9-12 | BCS Championship | 0 | Alabama | 21 |
| 12-31-12 | Chick-fil-A Bowl | 24 | Clemson | 25 |
| 1-1-14 | Outback Bowl | 21 | Iowa | 14 |
| 12-30-14 | Music City Bowl | 28 | Notre Dame | 31 |
| 12-29-16 | Texas Bowl | 56 | Texas Tech | 27 |
| 12-31-16 | Citrus Bowl | 28 | Louisville | 9 |
| 1-1-18 | Citrus Bowl | 17 | Notre Dame | 21 |
| 1-1-19 | Fiesta Bowl | 40 | UCF | 32 |
| 12-28-19 | Peach Bowl | 63 | Oklahoma | 28 |
| 1-13-20 | CFP National Champ. | 42 | Clemson | 25 |
| 1-4-22 | Texas Bowl | 20 | Kansas State | 42 |
| 1-2-23 | Citrus Bowl | 63 | Purdue | 7 |
| 1-1-24 | ReliaQuest Bowl | 35 | Wisconsin | 31 |

OLE MISS

(Won 26, Lost 15)

| | | | | |
|----------|-----------------|----|--------------|----|
| 1-1-36 | Orange Bowl | 19 | Catholic U. | 20 |
| 1-1-49 | Delta Bowl | 13 | TCU | 9 |
| 1-1-53 | Sugar Bowl | 7 | Georgia Tech | 24 |
| 1-1-55 | Sugar Bowl | 0 | Navy | 21 |
| 1-2-56 | Cotton Bowl | 14 | TCU | 13 |
| 1-1-58 | Sugar Bowl | 39 | Texas | 7 |
| 12-27-58 | Gator Bowl | 7 | Florida | 3 |
| 1-1-60 | Sugar Bowl | 21 | LSU | 0 |
| 1-2-61 | Sugar Bowl | 14 | Rice | 6 |
| 1-1-62 | Cotton Bowl | 7 | Texas | 12 |
| 1-1-63 | Sugar Bowl | 17 | Arkansas | 13 |
| 1-1-64 | Sugar Bowl | 7 | Alabama | 12 |
| 12-19-64 | Bluebonnet Bowl | 7 | Tulsa | 14 |
| 12-18-65 | Liberty Bowl | 13 | Auburn | 7 |
| 12-17-66 | Bluebonnet Bowl | 0 | Texas | 19 |



POSTSEASON

| | | |
|------------|------------------------|----|
| 12-30-67 | Sun Bowl | 7 |
| 12-14-68 | Liberty Bowl | 34 |
| 1-1-70 | Sugar Bowl | 27 |
| 1-2-71 | Gator Bowl | 28 |
| 12-30-71 | Peach Bowl | 41 |
| 12-10-83 | Independence Bowl | 3 |
| 12-20-86 | Independence Bowl | 20 |
| 12-28-89 | Liberty Bowl | 42 |
| 1-1-91 | Gator Bowl | 3 |
| 12-31-92 | Liberty Bowl | 13 |
| 12-26-97 | Motor City Bowl | 34 |
| 12-31-98 | Independence Bowl | 35 |
| 12-31-99 | Independence Bowl | 27 |
| 12-28-2000 | Music City Bowl | 38 |
| 12-27-02 | Independence Bowl | 27 |
| 1-2-04 | Cotton Bowl | 31 |
| 1-1-09 | Cotton Bowl | 47 |
| 1-2-10 | Cotton Bowl | 21 |
| 1-5-13 | BBVA Compass Bowl | 38 |
| 12-30-13 | Music City Bowl | 25 |
| 12-31-14 | Chick-fil-A Peach Bowl | 3 |
| 1-1-16 | Sugar Bowl | 48 |
| 1-2-21 | Outback Bowl | 26 |
| 1-1-22 | Sugar Bowl | 7 |
| 12-28-22 | Texas Bowl | 25 |
| 12-30-23 | Peach Bowl | 38 |

MISSISSIPPI STATE

(Won 15, Lost 10)

| | | |
|------------|---------------------|----|
| 1-1-37 | Orange Bowl | 12 |
| 1-1-41 | Orange Bowl | 14 |
| 12-21-63 | Liberty Bowl | 16 |
| 12-28-74 | Sun Bowl | 26 |
| 12-27-80 | Sun Bowl | 17 |
| 12-31-81 | Hall of Fame Bowl | 10 |
| 12-29-91 | Liberty Bowl | 15 |
| 1-2-93 | Peach Bowl | 17 |
| 1-1-95 | Peach Bowl | 24 |
| 1-1-99 | Cotton Bowl | 11 |
| 12-30-99 | Peach Bowl | 17 |
| 12-31-2000 | Independence Bowl | 43 |
| 12-29-07 | Liberty Bowl | 10 |
| 1-1-11 | Gator Bowl | 52 |
| 12-30-11 | Music City Bowl | 23 |
| 1-1-13 | Gator Bowl | 20 |
| 12-31-13 | Liberty Bowl | 44 |
| 12-31-14 | Orange Bowl | 34 |
| 12-30-15 | Belk Bowl | 51 |
| 12-26-16 | St. Petersburg Bowl | 17 |
| 12-30-17 | TaxSlayer Bowl | 31 |
| 1-1-19 | Outback Bowl | 22 |
| 12-30-19 | Music City | 28 |
| 12-31-20 | Armed Forces | 28 |
| 12-28-21 | Liberty Bowl | 7 |
| 1-2-23 | ReliaQuest Bowl | 19 |

MISSOURI

(Won 16, Lost 20)

| | | |
|----------|--------------------|----|
| 12-25-24 | Christmas Festival | 7 |
| 1-1-40 | Orange | 7 |
| 1-1-42 | Sugar | 0 |
| 1-1-46 | Cotton | 27 |
| 1-1-49 | Gator | 23 |
| 1-2-50 | Gator | 7 |
| 1-1-60 | Orange | 0 |
| 1-2-61 | Orange | 21 |
| 12-22-62 | Bluebonnet | 14 |
| 1-1-66 | Sugar | 20 |
| 12-28-68 | Gator | 35 |
| 1-1-70 | Orange | 3 |
| 12-23-72 | Fiesta | 35 |
| 12-29-73 | Sun | 34 |
| 12-23-78 | Liberty | 20 |
| 12-29-79 | Hall of Fame | 24 |
| 12-27-80 | Liberty | 25 |
| 12-19-81 | Tangerine | 19 |
| 12-23-83 | Holiday | 17 |
| 12-29-97 | Holiday | 24 |
| 12-26-98 | Insight.com | 34 |
| 12-31-03 | Independence | 14 |
| 12-30-05 | Independence | 38 |
| 12-29-06 | Sun | 38 |
| 1-1-08 | Cotton | 38 |
| 12-29-08 | Alamo | 30 |
| 12-31-09 | Texas | 13 |
| 12-28-10 | Insight | 24 |
| 12-26-11 | Independence | 41 |
| 1-3-14 | Cotton Bowl | 41 |
| 1-1-15 | Citrus Bowl | 33 |
| 12-27-17 | Texas Bowl | 16 |
| 12-31-18 | Liberty Bowl | 33 |
| 12-22-21 | Armed Forces | 22 |
| 12-23-22 | Gasparilla Bowl | 17 |
| 12-29-23 | Cotton Bowl | 14 |

OKLAHOMA

(Won 31, Lost 25, Tied 1)

| | | |
|--------|-------------|----|
| 1-2-39 | Orange Bowl | 0 |
| 1-1-47 | Gator Bowl | 34 |
| 1-1-49 | Sugar Bowl | 14 |
| 1-1-50 | Sugar Bowl | 35 |
| 1-1-51 | Sugar Bowl | 7 |

| | |
|----------------|----|
| UTEP | 14 |
| Virginia Tech | 17 |
| Arkansas | 22 |
| Auburn | 35 |
| Georgia Tech | 18 |
| Air Force | 9 |
| Texas Tech | 17 |
| Air Force | 29 |
| Michigan | 35 |
| Air Force | 0 |
| Marshall | 31 |
| Texas Tech | 18 |
| Oklahoma | 25 |
| West Virginia | 49 |
| Nebraska | 23 |
| Oklahoma State | 28 |
| Texas Tech | 34 |
| Oklahoma State | 7 |
| Pittsburgh | 17 |
| Georgia Tech | 17 |
| TCU | 42 |
| Oklahoma State | 20 |
| Indiana | 20 |
| Baylor | 21 |
| Texas Tech | 42 |
| Penn State | 25 |

| | |
|----------------------|---------|
| Duquesne | 13 |
| Georgetown | 7 |
| N.C. State | 12 |
| North Carolina | 24 |
| Nebraska | 31 |
| Kansas | 0 |
| Air Force | 38 |
| North Carolina | 21 |
| North Carolina State | 28 |
| Texas | 38 |
| Clemson | 7 |
| Texas A&M | 41 [OT] |
| Central Florida | 3 |
| Michigan | 14 |
| Wake Forest | 17 |
| Northwestern | 34 |
| Rice | 7 |
| Georgia Tech | 49 |
| N.C. State | 28 |
| Miami (OH) | 16 |
| Louisville | 27 |
| Iowa | 27 |
| Louisville | 38 |
| Tulsa | 26 |
| Texas Tech | 34 |
| Illinois | 10 |

| | |
|---------------------|----|
| Southern California | 20 |
| Georgia Tech | 21 |
| Fordham | 2 |
| Texas | 40 |
| Clemson | 24 |
| Maryland | 20 |
| Georgia | 14 |
| Navy | 14 |
| Georgia Tech | 14 |
| Florida | 18 |
| Alabama | 10 |
| Penn State | 10 |
| Arizona State | 49 |
| Auburn | 17 |
| LSU | 15 |
| South Carolina | 14 |
| Purdue | 28 |
| Southern Miss | 17 |
| Brigham Young | 21 |
| Colorado State | 35 |
| West Virginia | 31 |
| Arkansas | 27 |
| South Carolina | 31 |
| Oregon State | 39 |
| Arkansas | 7 |
| Northwestern (OT) | 23 |
| Navy | 35 |
| Iowa | 27 |
| North Carolina | 24 |
| Oklahoma State | 31 |
| Minnesota | 17 |
| Texas | 33 |
| Oklahoma State | 38 |
| Army | 24 |
| Wake Forest | 27 |
| Ohio State | 3 |

| | | |
|----------|-------------------------|----|
| 1-1-54 | Orange Bowl | 7 |
| 1-1-56 | Orange Bowl | 20 |
| 1-1-58 | Orange Bowl | 48 |
| 1-1-59 | Orange Bowl | 21 |
| 1-1-63 | Orange Bowl | 0 |
| 1-2-65 | Gator Bowl | 19 |
| 1-1-68 | Orange Bowl | 26 |
| 12-31-68 | Bluebonnet Bowl | 27 |
| 12-31-70 | Bluebonnet Bowl | 24 |
| 1-1-72 | Sugar Bowl | 40 |
| 12-31-72 | Sugar Bowl | 14 |
| 1-1-76 | Orange Bowl | 14 |
| 12-25-76 | Fiesta Bowl | 41 |
| 1-1-78 | Orange Bowl | 6 |
| 1-1-79 | Orange Bowl | 31 |
| 1-1-80 | Orange Bowl | 24 |
| 1-1-81 | Orange Bowl | 18 |
| 12-26-81 | Sun Bowl | 40 |
| 1-1-83 | Fiesta Bowl | 21 |
| 1-1-85 | Orange Bowl | 17 |
| 1-1-86 | Orange Bowl | 25 |
| 1-1-87 | Orange Bowl | 42 |
| 1-1-88 | Orange Bowl | 14 |
| 1-2-89 | Citrus Bowl | 6 |
| 12-29-91 | Gator Bowl | 48 |
| 12-24-93 | John Hancock Bowl | 41 |
| 12-29-94 | Copper Bowl | 6 |
| 12-31-99 | Independence Bowl | 25 |
| 1-3-01 | Orange Bowl (BCS) | 13 |
| 1-1-02 | Cotton Bowl | 10 |
| 1-1-03 | Rose Bowl (BCS) | 34 |
| 1-1-04 | Sugar Bowl (BCS) | 14 |
| 1-4-05 | Orange Bowl (BCS) | 19 |
| 12-29-05 | Holiday Bowl | 17 |
| 1-1-07 | Fiesta Bowl (BCS) | 42 |
| 1-2-08 | Fiesta Bowl (BCS) | 28 |
| 1-8-09 | Championship (BCS) | 14 |
| 12-31-09 | Sun Bowl | 31 |
| 1-1-11 | Fiesta Bowl (BCS) | 48 |
| 12-30-11 | Insight Bowl | 31 |
| 1-4-13 | Cotton Bowl | 13 |
| 1-2-14 | Sugar Bowl | 45 |
| 12-29-14 | Russell Athletic Bowl | 6 |
| 12-31-15 | Orange Bowl (CFP Semis) | 17 |
| 1-2-17 | Sugar Bowl | 35 |
| 1-1-18 | Rose Bowl (CFP Semis) | 48 |
| 12-29-18 | Orange Bowl (CFP Semis) | 34 |
| 12-28-19 | Peach Bowl (CFP Semis) | 28 |
| 12-30-20 | Cotton Bowl | 55 |
| 12-29-21 | Alamo Bowl | 47 |
| 12-29-22 | Cheez-It Bowl | 32 |
| 12-28-23 | Alamo Bowl | 24 |

SOUTH CAROLINA

(Won 10, Lost 15)

| | | |
|----------|--------------------|----|
| 1-1-46 | Gator Bowl | 14 |
| 12-30-69 | Peach Bowl | 3 |
| 12-20-75 | Tangerine Bowl | 7 |
| 12-29-79 | Hall of Fame Bowl | 14 |
| 12-29-80 | Gator Bowl | 9 |
| 12-28-84 | Gator Bowl | 14 |
| 12-31-87 | Gator Bowl | 13 |
| 12-28-88 | Liberty Bowl | 10 |
| 12-30-94 | Carquest Bowl | 24 |
| 1-1-2001 | Outback Bowl | 24 |
| 1-1-02 | Outback Bowl | 31 |
| 1-30-05 | Independence Bowl | 31 |
| 12-29-06 | Liberty Bowl | 44 |
| 1-1-09 | Outback Bowl | 10 |
| 1-2-10 | Papajohns.com Bowl | 7 |
| 12-31-10 | Chick-fil-A Bowl | 17 |
| 1-1-12 | Capital One Bowl | 30 |
| 1-1-13 | Outback Bowl | 33 |
| 1-1-14 | Capital One Bowl | 34 |
| 12-27-14 | Independence Bowl | 24 |
| 12-29-16 | Birmingham Bowl | 39 |
| 1-1-18 | Outback | 26 |
| 12-19-18 | Belk Bowl | 0 |
| 12-30-22 | Duke's Mayo Bowl | 38 |
| 12-30-22 | Gator Bowl | 38 |

TENNESSEE

(Won 31, Lost 25)

| | | |
|----------|-----------------|----|
| 12-5-31 | New York Bowl* | 13 |
| 1-1-39 | Orange Bowl | 17 |
| 1-1-40 | Rose Bowl | 0 |
| 1-1-41 | Sugar Bowl | 13 |
| 1-1-43 | Sugar Bowl | 14 |
| 1-1-45 | Rose Bowl | 0 |
| 1-1-47 | Orange Bowl | 0 |
| 1-1-51 | Cotton Bowl | 20 |
| 1-1-52 | Sugar Bowl | 13 |
| 1-1-53 | Cotton Bowl | 0 |
| 1-1-57 | Sugar Bowl | 7 |
| 12-28-57 | Gator Bowl | 3 |
| 12-18-65 | Bluebonnet Bowl | 27 |
| 12-31-66 | Gator Bowl | 18 |
| 1-1-68 | Orange Bowl | 24 |
| 1-1-69 | Cotton Bowl | 13 |
| 12-27-69 | Gator Bowl | 13 |
| 1-1-71 | Sugar Bowl | 34 |
| 12-20-71 | Liberty Bowl | 14 |
| 12-30-72 | Bluebonnet Bowl | 24 |

| | |
|------------------|----|
| Maryland | 0 |
| Maryland | 6 |
| Duke | 21 |
| Syracuse | 6 |
| Alabama | 17 |
| Florida State | 36 |
| Tennessee | 24 |
| SMU | 28 |
| Alabama | 24 |
| Auburn | 22 |
| Penn State | 0 |
| Michigan | 6 |
| Wyoming | 7 |
| Arkansas | 31 |
| Nebraska | 24 |
| Florida State | 7 |
| Florida State | 17 |
| Houston | 14 |
| Arizona State | 32 |
| Washington | 28 |
| Penn State | 10 |
| Arkansas | 8 |
| Miami | 20 |
| Clemson | 13 |
| Virginia | 14 |
| Texas Tech | 10 |
| BYU | 31 |
| Ole Miss | 27 |
| Florida State | 2 |
| Arkansas | 3 |
| Washington State | 14 |
| LSU | 21 |
| USC | 55 |
| Oregon | 14 |
| Boise State (OT) | 43 |
| West Virginia | 48 |
| Florida | 24 |
| Stanford | 27 |
| Connecticut | 20 |
| Iowa | 14 |
| Texas A&M | 41 |
| Alabama | 31 |
| Clemson | 40 |
| Clemson | 37 |
| Auburn | 19 |
| Georgia (2OT) | 54 |
| Alabama | 45 |
| LSU | 63 |
| Florida | 20 |
| Oregon | 32 |
| Florida State | 35 |
| Arizona | 38 |

| | |
|----------------|----|
| Wake Forest | 26 |
| West Virginia | 14 |
| Miami (Ohio) | 20 |
| Missouri | 24 |
| Pittsburgh | 37 |
| Oklahoma State | 21 |
| LSU | 30 |
| Indiana | 34 |
| West Virginia | 21 |
| Ohio State | 7 |
| Ohio State | 28 |
| Missouri | 38 |
| Houston | 36 |
| Iowa | 31 |
| Connecticut | 20 |
| Florida State | 26 |
| Nebraska | 13 |
| Michigan | 28 |
| Wisconsin | 24 |
| Miami | 21 |
| USF | 46 |
| Michigan | 19 |
| Virginia | 20 |
| North Carolina | 21 |
| Notre Dame | 45 |

| | |
|----------------|----|
| NYU | 0 |
| Oklahoma | 0 |
| Southern Cal | 14 |
| Boston College | 19 |
| Tulsa | 7 |
| Southern Cal | 25 |
| Rice | 8 |
| Texas | 14 |
| Maryland | 28 |
| Texas | 16 |
| Baylor | 13 |
| Texas A&M | 0 |
| Tulsa | 6 |
| Syracuse | 12 |
| Oklahoma | 26 |
| Texas | 36 |
| Florida | 14 |
| Air Force | 13 |
| Arkansas | 13 |
| LSU | 17 |

POSTSEASON

| | | |
|----------|-------------------|----|
| 12-29-73 | Gator Bowl | 19 |
| 12-16-74 | Liberty Bowl | 7 |
| 12-31-79 | Bluebonnet Bowl | 22 |
| 12-13-81 | Garden State Bowl | 28 |
| 12-31-82 | Peach Bowl | 22 |
| 12-17-83 | Citrus Bowl | 30 |
| 12-22-84 | Sun Bowl | 27 |
| 1-1-86 | Sugar Bowl | 35 |
| 12-29-86 | Liberty Bowl | 21 |
| 1-2-88 | Peach Bowl | 27 |
| 1-1-90 | Cotton Bowl | 31 |
| 1-1-91 | Sugar Bowl | 23 |
| 1-1-92 | Fiesta Bowl | 17 |
| 1-1-93 | Hall of Fame Bowl | 38 |
| 1-1-94 | Citrus Bowl | 13 |
| 12-30-94 | Gator Bowl | 45 |
| 1-1-96 | Citrus Bowl | 20 |
| 1-1-97 | Citrus Bowl | 48 |
| 1-2-98 | Orange Bowl | 17 |
| 1-4-99 | Fiesta Bowl | 23 |
| 1-2-2000 | Fiesta Bowl | 21 |
| 1-1-2001 | Cotton Bowl | 21 |
| 1-1-02 | Citrus Bowl | 45 |
| 12-31-02 | Peach Bowl | 3 |
| 1-2-04 | Peach Bowl | 14 |
| 1-1-05 | Cotton Bowl | 38 |
| 1-1-07 | Outback Bowl | 10 |
| 1-1-08 | Outback Bowl | 21 |
| 12-31-10 | Chick-fil-A Bowl | 14 |
| 12-30-10 | Music City Bowl | 27 |
| 1-2-15 | Gator Bowl | 45 |
| 1-1-16 | Outback Bowl | 45 |
| 12-30-16 | Music City Bowl | 38 |
| 1-2-20 | Gator Bowl | 23 |
| 12-30-21 | Music City Bowl | 45 |
| 12-30-22 | Orange Bowl | 31 |
| 1-1-24 | Citrus Bowl | 35 |

* not recognized by NCAA

| | |
|----------------|-------|
| Texas Tech | 28 |
| Maryland | 3 |
| Purdue | 27 |
| Wisconsin | 21 |
| Iowa | 28 |
| Maryland | 23 |
| Maryland | 28 |
| Miami | 7 |
| Minnesota | 14 |
| Indiana | 22 |
| Arkansas | 27 |
| Virginia | 22 |
| Penn State | 42 |
| Boston College | 23 |
| Penn State | 31 |
| Virginia Tech | 23 |
| Ohio State | 14 |
| Northwestern | 28 |
| Nebraska | 42 |
| Florida State | 16 |
| Nebraska | 31 |
| Kansas State | 35 |
| Michigan | 17 |
| Maryland | 30 |
| Clemson | 27 |
| Texas A&M | 7 |
| Penn State | 20 |
| Wisconsin | 17 |
| Virginia Tech | 37 |
| North Carolina | 30 OT |
| Iowa | 28 |
| Northwestern | 6 |
| Nebraska | 24 |
| Indiana | 22 |
| Purdue | 48 |
| Clemson | 14 |
| Iowa | 0 |

TEXAS

(Won 31, Lost 26, Tied 2)

| | | | | |
|----------|------------------------|----|-------------------|----|
| 1-1-43 | Cotton Bowl | 14 | Georgia Tech | 7 |
| 1-1-44 | Cotton Bowl | 7 | Randolph Field | 7 |
| 1-1-46 | Cotton Bowl | 40 | Missouri | 27 |
| 1-1-48 | Sugar Bowl | 27 | Alabama | 7 |
| 1-1-49 | Orange Bowl | 41 | Georgia | 28 |
| 1-1-51 | Cotton Bowl | 14 | Tennessee | 20 |
| 1-1-53 | Cotton Bowl | 16 | Tennessee | 0 |
| 1-1-58 | Sugar Bowl | 7 | Ole Miss | 39 |
| 1-1-60 | Cotton Bowl | 14 | Syracuse | 23 |
| 12-17-60 | Bluebonnet Bowl | 3 | Alabama | 3 |
| 1-1-62 | Cotton Bowl | 12 | Ole Miss | 7 |
| 1-1-63 | Cotton Bowl | 0 | LSU | 13 |
| 1-1-64 | Cotton Bowl | 28 | Navy | 6 |
| 1-1-65 | Orange Bowl | 21 | Alabama | 17 |
| 12-17-66 | Bluebonnet Bowl | 19 | Ole Miss | 0 |
| 1-1-69 | Cotton Bowl | 36 | Tennessee | 13 |
| 1-1-70 | Cotton Bowl | 21 | Notre Dame | 17 |
| 1-1-71 | Cotton Bowl | 11 | Notre Dame | 24 |
| 1-1-72 | Cotton Bowl | 6 | Penn State | 30 |
| 1-1-73 | Cotton Bowl | 17 | Alabama | 13 |
| 1-1-74 | Cotton Bowl | 3 | Nebraska | 19 |
| 12-30-74 | Gator Bowl | 3 | Auburn | 27 |
| 12-27-75 | Bluebonnet Bowl | 38 | Colorado | 21 |
| 1-2-78 | Cotton Bowl | 10 | Notre Dame | 38 |
| 12-23-78 | Sun Bowl | 42 | Maryland | 0 |
| 12-22-79 | Sun Bowl | 7 | Washington | 14 |
| 12-31-80 | Bluebonnet Bowl | 7 | North Carolina | 16 |
| 1-1-82 | Cotton Bowl | 14 | Alabama | 12 |
| 12-25-82 | Sun Bowl | 10 | North Carolina | 26 |
| 1-2-84 | Cotton Bowl | 9 | Georgia | 10 |
| 12-26-84 | Freedom Bowl | 17 | Iowa | 55 |
| 12-31-85 | Bluebonnet Bowl | 16 | Air Force | 24 |
| 12-31-87 | Bluebonnet Bowl | 32 | Pitt | 27 |
| 1-1-91 | Cotton Bowl | 3 | Miami (FL) | 46 |
| 12-30-94 | Sun Bowl | 35 | North Carolina | 31 |
| 12-31-95 | Sugar Bowl | 10 | Virginia Tech | 28 |
| 1-1-97 | Fiesta Bowl | 15 | Penn State | 38 |
| 1-1-99 | Cotton Bowl | 38 | Mississippi State | 11 |
| 1-1-00 | Cotton Bowl | 6 | Arkansas | 27 |
| 12-29-00 | Holiday Bowl | 30 | Oregon | 35 |
| 12-28-01 | Holiday Bowl | 47 | Washington | 43 |
| 1-1-03 | Cotton Bowl | 35 | LSU | 20 |
| 12-30-03 | Holiday Bowl | 20 | Washington State | 28 |
| 1-1-05 | Rose Bowl | 38 | Michigan | 37 |
| 1-4-06 | Rose Bowl | 41 | USC | 38 |
| 12-30-06 | Alamo Bowl | 26 | Iowa | 24 |
| 12-27-07 | Holiday Bowl | 52 | Arizona State | 34 |
| 1-5-09 | Fiesta Bowl | 24 | Ohio State | 21 |
| 1-7-10 | BCS Championship | 21 | Alabama | 37 |
| 12-28-11 | Holiday Bowl | 21 | California | 10 |
| 12-29-12 | Alamo Bowl | 31 | Oregon State | 27 |
| 12-30-13 | Alamo Bowl | 7 | Oregon | 30 |
| 12-29-14 | Texas Bowl | 7 | Arkansas | 31 |
| 12-27-17 | Texas Bowl | 33 | Missouri | 16 |
| 1-1-19 | Sugar Bowl | 28 | Georgia | 21 |
| 12-31-19 | Alamo Bowl | 38 | Utah | 10 |
| 12-29-20 | Alamo Bowl | 55 | Colorado | 23 |
| 12-29-22 | Alamo Bowl | 20 | Washington | 27 |
| 1-1-24 | Sugar Bowl (CFP Semis) | 31 | Washington | 37 |

TEXAS A&M

(Won 20, Lost 23)

| | | | | |
|----------|--------------------------------|----|----------------------|----|
| 1-2-22 | Dixie Classic | 22 | Centre | 14 |
| 1-1-40 | Sugar Bowl | 14 | Tulane | 13 |
| 1-1-41 | Cotton Bowl | 13 | Fordham | 12 |
| 1-1-42 | Cotton Bowl | 21 | Alabama | 29 |
| 1-1-44 | Orange Bowl | 14 | LSU | 19 |
| 12-9-50 | Presidential Cup | 40 | Georgia | 20 |
| 12-28-57 | Gator Bowl | 0 | Tennessee | 3 |
| 1-1-68 | Cotton Bowl | 20 | Alabama | 16 |
| 1-2-77 | Liberty Bowl | 0 | USC | 20 |
| 12-31-77 | Sun Bowl | 37 | Florida | 14 |
| 12-20-78 | Bluebonnet Bowl | 28 | USC | 47 |
| 12-28-81 | Hall of Fame Classic | 28 | Iowa State | 12 |
| 1-1-86 | Independence Bowl | 33 | Oklahoma State | 16 |
| 1-1-87 | Cotton Bowl | 36 | Auburn | 16 |
| 1-1-88 | Cotton Bowl | 12 | Ohio State | 28 |
| 12-30-89 | Cotton Bowl | 35 | Notre Dame | 10 |
| 12-29-90 | Sun Bowl | 28 | Pitt | 31 |
| 1-1-92 | Holiday Bowl | 65 | Brigham Young | 14 |
| 1-1-93 | Cotton Bowl | 2 | Florida State | 10 |
| 1-1-94 | Cotton Bowl | 3 | Notre Dame | 28 |
| 1-1-98 | Cotton Bowl | 21 | Notre Dame | 24 |
| 12-28-95 | Alamo Bowl | 22 | Michigan | 20 |
| 1-1-99 | Cotton Bowl | 23 | UCLA | 29 |
| 12-28-99 | Sugar Bowl | 14 | Ohio State | 24 |
| 12-31-00 | Alamo Bowl | 0 | Penn State | 24 |
| 12-28-01 | Independence Bowl | 41 | Mississippi State | 43 |
| 1-1-05 | Gallery Furniture Bowl | 28 | TCU | 9 |
| 12-28-06 | Cotton Bowl | 7 | Tennessee | 38 |
| 12-29-07 | Holiday Bowl | 10 | California | 45 |
| 12-28-09 | Alamo Bowl | 10 | Penn State | 24 |
| 1-7-11 | Independence Bowl | 20 | Georgia | 44 |
| 12-31-11 | Cotton Bowl | 34 | LSU | 41 |
| 1-4-13 | Meineke Car Care Bowl of Texas | 23 | Northwestern | 22 |
| 12-31-13 | Cotton Bowl | 41 | Oklahoma | 13 |
| 12-29-14 | Chick-fil-A Bowl | 52 | Duke | 48 |
| 12-30-15 | Liberty Bowl | 45 | West Virginia | 37 |
| 12-28-16 | Music City Bowl | 21 | Louisville | 27 |
| 12-29-17 | Texas Bowl | 28 | Kansas State | 33 |
| 12-31-18 | Belk Bowl | 52 | Wake Forest | 55 |
| 12-27-19 | Gator Bowl | 52 | North Carolina State | 13 |
| 1-2-21 | Texas Bowl | 24 | Oklahoma State | 21 |
| 12-27-23 | Orange Bowl | 41 | North Carolina | 27 |
| | Texas Bowl | 23 | Oklahoma State | 31 |

VANDERBILT

(Won 4, Lost 4, Tied 1)

| | | | | |
|----------|-------------------|----|----------------|----|
| 12-31-55 | Gator Bowl | 25 | Auburn | 13 |
| 12-28-74 | Peach Bowl | 6 | Texas Tech | 6 |
| 12-31-82 | Hall of Fame Bowl | 28 | Air Force | 36 |
| 12-31-09 | Music City Bowl | 16 | Boston College | 14 |
| 12-31-11 | Liberty Bowl | 24 | Cincinnati | 31 |
| 12-31-12 | Music City Bowl | 38 | N.C. State | 24 |
| 12-4-14 | BBVA Compass Bowl | 41 | Houston | 24 |
| 12-26-16 | Independence Bowl | 17 | NC State | 41 |
| 12-27-18 | Texas Bowl | 38 | Baylor | 45 |

BOWL GAMES OF FORMER SEC MEMBERS

(Listed by Schools)

GEORGIA TECH

(Won 10, Lost 5)

| | | | | |
|----------|-----------------|----|---------------|----|
| 1-1-40 | Orange Bowl | 21 | Missouri | 7 |
| 1-1-43 | Cotton Bowl | 7 | Texas | 14 |
| 1-1-44 | Sugar Bowl | 20 | Tulsa | 18 |
| 1-1-45 | Orange Bowl | 12 | Tulsa | 26 |
| 1-1-47 | Oil Bowl | 41 | St. Mary's | 19 |
| 1-1-48 | Orange Bowl | 20 | Kansas | 14 |
| 1-1-52 | Orange Bowl | 17 | Baylor | 14 |
| 1-1-53 | Sugar Bowl | 24 | Ole Miss | 7 |
| 1-1-54 | Sugar Bowl | 42 | West Virginia | 19 |
| 1-1-55 | Cotton Bowl | 14 | Arkansas | 6 |
| 1-2-56 | Sugar Bowl | 7 | Pittsburgh | 0 |
| 12-29-56 | Gator Bowl | 21 | Pittsburgh | 14 |
| 1-2-60 | Gator Bowl | 7 | Arkansas | 14 |
| 12-30-61 | Gator Bowl | 15 | Penn State | 30 |
| 12-22-62 | Bluebonnet Bowl | 10 | Missouri | 14 |

TULANE

(Won 1, Lost 1)

| | | | | |
|--------|------------|----|-----------|----|
| 1-1-35 | Sugar Bowl | 20 | Temple | 14 |
| 1-1-40 | Sugar Bowl | 13 | Texas A&M | 14 |



POSTSEASON

SEC BOWL RECORDS

TEAM

TOTAL OFFENSE MOST PLAYS

| | |
|-----|--|
| 105 | Tennessee vs. Purdue (2021 Music City) |
| 97 | LSU vs. Illinois (2002 Sugar) |
| 95 | Georgia vs. Virginia (1995 Peach) |
| 95 | LSU vs. Texas (2003 Cotton) |

MOST PLAYS, BOTH TEAMS

| | |
|-----|---|
| 191 | Texas A&M (94) vs. Wake Forest (97) (2017 Belk) |
| 187 | Missouri (91) vs. Oklahoma State (96) (2014 Cotton) |
| 185 | Tennessee (105) vs. Purdue (80) (2021 Music City) |
| 172 | Ole Miss (84) vs. Texas Tech (88) (2022 Texas) |
| 171 | Arkansas (81) vs. Kansas (90) (2022 Liberty) |
| 171 | Auburn (82) vs. Arizona (89) (1968 Sun) |

MOST YARDS

| | |
|-----|---|
| 692 | LSU vs. Oklahoma (2019 Peach) |
| 673 | Georgia vs. Florida State (2023 Orange) |
| 659 | Florida vs. Maryland (2002 Orange) |
| 659 | Florida vs. Cincinnati (2010 Sugar) |

MOST YARDS, BOTH TEAMS

| | |
|-------|--|
| 1,293 | Tennessee (666) vs. Purdue (627) (2021 Music City) |
| 1,284 | Arkansas (681) vs. Kansas (603) (2022 Liberty) |
| 1,260 | Texas A&M (614) vs. Wake Forest (660) (2017 Belk) |
| 1,202 | Texas A&M (541) vs. Duke (661) (2013 Chick-fil-A) |
| 1,182 | Mississippi State (605) vs. Georgia Tech (577) (2014 Orange) |
| 1,139 | Missouri (637) vs. Oklahoma State (502) (2018 Liberty) |

HIGHEST AVERAGE PER PLAY

| | |
|---------------|--------------------------------------|
| 10.3 (62-638) | LSU vs. Texas Tech (2015 Texas) |
| 9.6 (66-633) | Texas A&M vs. Oklahoma (2013 Cotton) |
| 9.4 (70-659) | Florida vs. Cincinnati (2010 Sugar) |
| 9.4 (74-692) | LSU vs. Oklahoma (2019 Peach) |

RUSHING

MOST ATTEMPTS

| | |
|----|---|
| 68 | Mississippi State vs. North Carolina (1974 Sun) |
|----|---|

MOST ATTEMPTS, BOTH TEAMS

| | |
|------|---|
| #122 | Mississippi State (68) vs. North Carolina (54) (1974 Sun) |
| 116 | Alabama (46) vs. Colorado (70) (1969 Liberty) |
| 113 | Auburn (42) vs. Missouri (71) (1973 Sun) |

MOST NET YARDS

| | |
|-----|---|
| 455 | Mississippi State vs. North Carolina (1974 Sun) |
| 423 | Auburn vs. Baylor (1954 Gator) |

MOST NET YARDS, BOTH TEAMS

| | |
|-----|---|
| 732 | Mississippi State (455) vs. North Carolina (277) (1974 Sun) |
| 685 | Oklahoma (435) vs. Florida (250) (2020 Cotton) |
| 681 | Tennessee (320) vs. Arkansas (361) (1990 Cotton) |
| 628 | Alabama (155) vs. Colorado (473) (1969 Liberty) |

HIGHEST RUSHING AVERAGE

| | |
|---------------|--------------------------------------|
| 12.0 (24-287) | Vanderbilt vs. Baylor (2018 Texas) |
| 11.8 (34-401) | Texas A&M vs. NC State (2018 Gator) |
| 10.9 (40-435) | Oklahoma vs. Florida (2020 Cotton) |
| 10.5 (31-326) | Texas A&M vs. Oklahoma (2013 Cotton) |

PASSING

MOST ATTEMPTS

| | |
|----|---------------------------------------|
| 63 | Texas A&M vs. Wake Forest (2017 Belk) |
| 59 | Georgia vs. Virginia (1995 Peach) |
| 58 | Florida vs. Notre Dame (1992 Sugar) |

MOST ATTEMPTS, BOTH TEAMS

| | |
|-----|--|
| 112 | Texas A&M (63) vs. Wake Forest (49) (2017 Belk) |
| 111 | Auburn (33) vs. Northwestern (78) (OT) (2010 Outback) |
| 101 | Missouri (44) vs. Oklahoma State (57) (2014 Cotton) |
| 100 | Kentucky (50) vs. Florida State (50) (2007 Music City) |

MOST COMPLETIONS

| | |
|----|--|
| 42 | Texas A&M vs. Wake Forest (2017 Belk) |
| 38 | Vanderbilt vs. Air Force (1982 Hall of Fame) |

| | |
|----|---|
| 36 | Alabama vs. Ohio State (2021 CFP National Championship) |
| 35 | Alabama vs. Georgia (2022 CFP National Championship) |
| 33 | Alabama vs. Army (1988 John Hancock) |
| 33 | Florida vs. Maryland (2002 Orange) |
| 33 | Mississippi State vs. Georgia Tech (2014 Orange) |

MOST COMPLETIONS, BOTH TEAMS

| | |
|----|---|
| 74 | Texas A&M (42) vs. Wake Forest (32) (2017 Belk) |
| 67 | Auburn (20) vs. Northwestern (47) (OT) (2010 Outback) |
| 59 | Texas A&M (30) vs. Duke (29) (2013 Chick-fil-A) |
| 58 | Florida (31) vs. Cincinnati (27) (2010 Sugar) |
| 58 | Texas A&M (23) vs. Oklahoma (35) (2013 Cotton) |

MOST YARDS

| | |
|-----|---------------------------------------|
| 532 | LSU vs. Oklahoma (2019 Peach) |
| 499 | Texas A&M vs. Wake Forest (2017 Belk) |
| 482 | Florida vs. Cincinnati (2010 Sugar) |

MOST YARDS, BOTH TEAMS

| | |
|-----|--|
| 912 | Tennessee (378) vs. Purdue (534) (2021 Music City) |
| 899 | Texas A&M (499) vs. Wake Forest (400) (2017 Belk) |
| 809 | Texas A&M (382) vs. Duke (427) (2013 Chick-fil-A) |
| 774 | Florida (449) vs. Florida State (325) (1995 Sugar) |
| 767 | Auburn (235) vs. Northwestern (532) (2010 Outback) |

HIGHEST COMPLETION PERCENTAGE

| | |
|--------------|---|
| .900 (9-10) | Ole Miss vs. Air Force (1992 Liberty) |
| .897 (26-29) | Georgia vs. Wisconsin (1998 Outback) |
| .885 (23-26) | South Carolina vs. Wisconsin (2014 Capital One) |

SCORING

MOST TOUCHDOWNS

| | |
|---|---|
| 9 | Georgia vs. Florida State (2023 Orange) |
| 9 | Georgia vs. TCU (2023 CFP National Championship) |
| 9 | Auburn vs. Purdue (2018 Music City) |
| 9 | LSU vs. Purdue (2023 Citrus) |
| 9 | Alabama vs. Syracuse (1953 Orange) |
| 9 | LSU vs. Oklahoma (2019 Peach) |
| 8 | LSU vs. Texas Tech (2015 Texas) |
| 8 | Florida vs. Maryland (2002 Orange) |
| 7 | LSU vs. Illinois (2002 Sugar) |
| 7 | Florida vs. Cincinnati (2010 Sugar) |
| 7 | Mississippi State vs. N.C. State (2015 Belk) |
| 7 | Texas A&M vs. Wake Forest (2017 Belk) |
| 7 | Georgia vs. Oklahoma (2017 Belk) |
| 7 | Texas A&M vs. N.C. State (2018 Gator) |
| 7 | Alabama vs. Ohio State (2021 CFP National Championship) |

MOST TOUCHDOWNS, BOTH TEAMS

| | |
|----|---|
| 14 | Texas A&M (7) vs. Wake Forest (7) (2017 Belk) |
| 13 | Georgia (7) vs. Oklahoma (6) (2018 Rose) |
| 13 | LSU (9) vs. Oklahoma (4) (2019 Peach) |

MOST FIELD GOALS

| | |
|----|--|
| #5 | Mississippi State vs. N.C. State (1995 Peach) |
| #5 | Florida vs. Notre Dame (1992 Sugar) |
| #5 | Alabama vs. LSU (2012 BCS Championship) |
| 4 | Alabama vs. Ole Miss (1964 Sugar) |
| 4 | Georgia vs. Virginia (1995 Peach) |
| 4 | Georgia vs. Florida State (2003 Sugar) |
| 4 | LSU vs. Miami, Fla. (2006 Peach) |
| 4 | Georgia vs. Nebraska (2014 Gator) |
| 4 | LSU vs. UCF (2019 Fiesta) |
| 4 | Alabama vs. Georgia (2022 CFP National Championship) |

MOST FIELD GOALS, BOTH TEAMS

| | |
|----|---|
| #7 | Mississippi State (5) vs. N.C. State (2) (1995 Peach) |
| 6 | Georgia (4) vs. Virginia (2), (1995 Peach) |
| 6 | Florida (5) vs. Notre Dame (1) (1992 Sugar) |
| 6 | Auburn (3) vs. Syracuse (3) (1988 Sugar) |
| 6 | Tennessee (1) vs. Maryland (5) (1983 Citrus) |
| 6 | Tennessee (3) vs. Indiana (3) (2020 Gator) |

MOST POINTS SCORED

| | |
|----|--|
| 65 | Georgia vs. TCU (2023 CFP National Championship) |
| 63 | Georgia vs. Florida State (2023 Orange) |
| 63 | LSU vs. Purdue (2023 Citrus) |
| 63 | Auburn vs. Purdue (2018 Music City) |

POSTSEASON

| | |
|----|---|
| 63 | LSU vs. Oklahoma (2019 Peach) |
| 61 | Alabama vs. Syracuse (1953 Orange) |
| 56 | LSU vs. Texas Tech (2015 Texas) |
| 56 | Florida vs. Maryland (2002 Orange) |
| 55 | Arkansas vs. Kansas (2022 Liberty) |
| 54 | Georgia vs. Oklahoma (2018 Rose) |
| 52 | Texas A&M vs. Duke (2013 Chick-fil-A) |
| 52 | Florida vs. Florida State (1997 Sugar) |
| 52 | Texas A&M vs. Wake Forest (2017 Belk) |
| 52 | Texas A&M vs. N.C. State (2018 Gator) |
| 52 | Alabama vs. Ohio State (2021 CFP National Championship) |

MOST POINTS SCORED, BOTH TEAMS

| | |
|-----|---|
| 108 | Arkansas (55) vs. Kansas (53) (2022 Liberty) |
| 107 | Texas A&M (52) vs. Wake Forest (55) (2017 Belk) |
| 102 | Georgia (54) vs. Oklahoma (48) (2018 Rose) |
| 100 | Texas A&M (52) vs. Duke (48) (2013 Chick-fil-A) |

MISCELLANEOUS RECORDS

MOST FIRST DOWNS

| | |
|----|---|
| 36 | Georgia vs. Florida State (2023 Orange) |
| 33 | Mississippi State vs. Georgia Tech (2015 Orange) |
| 33 | Alabama vs. Ohio State (2021 CFP National Championship) |
| 32 | LSU vs. Illinois (2002 Sugar) |
| 32 | Tennessee vs. Texas A&M (2005 Cotton) |
| 32 | Texas A&M vs. Wake Forest (2017 Belk) |
| 32 | Georgia vs. TCU (2023 CFP National Championship) |
| 32 | LSU vs. UCF (2019 Fiesta) |

MOST PUNTS

| | |
|----|-------------------------------------|
| 16 | Alabama vs. Texas A&M (1942 Cotton) |
| 15 | Tennessee vs. Rice (1947 Orange) |
| 14 | LSU vs. Santa Clara (1938 Sugar) |

SEC BOWL RECORDS

TOTAL OFFENSE

MOST PLAYS

| | |
|----|--|
| 68 | - Hines Ward, Georgia vs. Virginia (1995 Peach) |
| 67 | - Casey Clausen, Tennessee vs. Clemson (2004 Peach) |
| 66 | - Dak Prescott, Mississippi State vs. Georgia Tech (2014 Orange) |

MOST TOTAL YARDS

| | |
|-----|--|
| 533 | - Tim Tebow, Florida vs. Cincinnati (2010 Sugar) |
| 521 | - Joe Burrow, LSU vs. Clemson (2020 CFP National Championship) |
| 516 | - Johnny Manziel, Texas A&M vs. Oklahoma (2013 Cotton) |
| 514 | - Joe Burrow, LSU vs. Oklahoma (2019 Peach) |

HIGHEST AVERAGE PER PLAY

| | |
|------|---|
| 18.7 | Ke'Shawn Vaughn, Vanderbilt vs. Baylor (2018 Texas Bowl) |
| 18.6 | Brock Bowers, Georgia vs. TCU (2023 CFP National Championship) |
| 17.6 | Ladd McConkey, Georgia vs. TCU (2023 CFP National Championship) |
| 16.8 | Malik Hornsby, Arkansas vs. Penn State (2022 Outback Bowl) |
| 16.5 | Sony Michel, Georgia vs. Oklahoma (2018 Rose Bowl) |

MOST TOUCHDOWNS RESPONSIBLE FOR

| | |
|---|--|
| 8 | Joe Burrow, LSU vs. Oklahoma (2019 Peach) |
| 6 | Stetson Bennett, Georgia vs. TCU (2022 CFP National Championship) |
| 6 | Joe Burrow, LSU vs. Clemson (2020 CFP National Championship) |
| 5 | Bryce Young, Alabama vs. Kansas State (2022 Sugar) |
| 5 | Hendon Hooker, Tennessee vs. Purdue (2021 Music City) |
| 5 | Mac Jones, Alabama vs. Ohio State (2021 CFP National Championship) |
| 5 | Jarrett Stidham, Auburn vs. Purdue (2018 Music City) |
| 5 | Kyle Allen, Texas A&M vs. West Virginia (2014 Liberty) |
| 5 | Johnny Manziel, Texas A&M vs. Duke (2013 Chick-fil-A) |
| 5 | Dak Prescott, Mississippi State vs. Rice (2013 Liberty) |
| 5 | Aaron Murray, Georgia vs. Nebraska (2013 Capital One) |
| 5 | Casey Clausen, Tennessee vs. Michigan (2002 Citrus) |

RUSHING

MOST ATTEMPTS

| | |
|----|--|
| 43 | - Fred Taylor, Florida vs. Penn State (1998 Citrus) |
| 39 | - Errict Rhett, Florida vs. N.C. State (1992 Gator) |
| 37 | - Ronnie Brown, Auburn vs. Penn State (2003 Capital One) |

HIGHEST PUNTING AVERAGE

| | |
|--------------|--------------------------------------|
| 55.0 (7-385) | Alabama vs. Ohio State (2015 Sugar) |
| 54.0 (4-216) | Florida vs. Michigan (2016 Citrus) |
| 52.3 (6-314) | Tennessee vs. Nebraska (1998 Orange) |

MOST FUMBLES

| | |
|----|-----------------------------------|
| 11 | Ole Miss vs. Alabama (1964 Sugar) |
| 7 | Five Times |

MOST FUMBLES LOST

| | |
|----|--|
| #6 | Ole Miss vs. Alabama (1964 Sugar) (11 fumbles) |
| 5 | Georgia vs. Stanford (1978 Bluebonnet) (6 fumbles) |
| 5 | Auburn vs. Texas (1974 Gator) (7 fumbles) |
| 5 | Georgia vs. Arkansas (1969 Sugar) (7 fumbles) |
| 5 | Auburn vs. Vanderbilt (1955 Gator) (5 fumbles) |

MOST PENALTIES

| | |
|-----|--|
| #21 | Mississippi State vs. Clemson (1999 Peach) |
| 18 | Alabama vs. Michigan (2000 Orange) |

MOST YARDS PENALIZED

| | |
|-----|--|
| 188 | Mississippi State vs. Clemson (1999 Peach) |
| 140 | Auburn vs. Northwestern (2010 Outback) |
| 145 | LSU vs. UCF (2019 Fiesta) |
| 132 | Alabama vs. Michigan (2000 Orange) |

FEWEST RUSHING YARDS ALLOWED

| | |
|-----|---|
| -48 | Alabama vs. Michigan State (28 attempts) (2011 Capital One) |
|-----|---|

LARGEST DEFICIT OVERCOME TO WIN

| | |
|----|--|
| 25 | Georgia (28) vs. Purdue (25) (2000 Outback) (UGA trailed 25-0 in 2Q) |
|----|--|

INDIVIDUAL

MOST NET YARDS

| | |
|-----|--|
| 266 | - Nick Chubb, Georgia vs. Louisville (2014 Belk) |
| 250 | - Chuck Webb, Tennessee vs. Arkansas (1990 Cotton) |
| 243 | - Ke'Shawn Vaughn, Vanderbilt vs. Baylor (2018 Music City) |
| 236 | - Trayveon Williams, Texas A&M vs. NC State (2018 Gator) |
| 234 | - Kevin Faulk, LSU vs. Michigan State (1995 Independence) |
| 234 | - Fred Taylor, Florida vs. Penn State (1998 Citrus) |

HIGHEST AVERAGE PER RUSH

| | |
|------|---|
| 18.7 | - Ke'Shawn Vaughn, Vanderbilt vs. Baylor (2018 Texas Bowl) [13-243] |
| 16.8 | - Malik Hornsby, Arkansas vs. Penn State (2022 Outback Bowl) [4 for 67] |
| 16.5 | - Sony Michel, Georgia vs. Oklahoma (2018 Rose Bowl) [11-181] |
| 16.0 | - I'Tavious Mathers, Ole Miss vs. Pitt (2013 BBVA Compass) [6 for 96] |
| 15.2 | - Travin Dural, LSU vs. Notre Dame (2014 Music City) [4 for 61] |

MOST RUSHING TOUCHDOWNS

| | |
|---|--|
| 4 | - Domanick Davis, LSU vs. Illinois (2002 Sugar) |
| 4 | - Leonard Fournette, LSU vs. Texas Tech (2015 Texas) |

ALL-PURPOSE RUSHING YARDS

| | |
|------|---|
| #359 | - Sherman Williams, Alabama vs. Ohio State (1995 Citrus) |
| 267 | - Jameon Lewis, Mississippi State vs. Rice (2013 Liberty) |
| 266 | - Nick Chubb, Georgia vs. Louisville (2014 Belk) |

PASSING

MOST ATTEMPTS

| | |
|----|---|
| 63 | - Nick Starkel, Texas A&M vs. Wake Forest (2017 Belk) |
| 59 | - Hines Ward, Georgia vs. Virginia (1995 Peach) |
| 58 | - Shane Matthews, Florida vs. Notre Dame (1992 Sugar) |

MOST COMPLETIONS

| | |
|----|--|
| 42 | - Nick Starkel, Texas A&M vs. Wake Forest (2017 Belk) |
| 38 | - Whit Taylor, Vanderbilt vs. Air Force (1982 Hall of Fame) |
| 36 | - Mac Jones, Alabama vs. Ohio State (2021 CFP National Championship) |
| 35 | - Bryce Young, Alabama vs. Georgia (2022 CFP National Championship) |
| 33 | - David Smith, Alabama vs. Army (1988 Sun) |
| 33 | - Dak Prescott, Mississippi State vs. Georgia Tech (2014 Orange) |



POSTSEASON

MOST CONSECUTIVE COMPLETIONS

#19 - Mike Bobo, Georgia vs. Wisconsin (1998 Outback)
13 - Jeff Francis, Tennessee vs. Indiana (1988 Peach)
12 - Tim Tebow, Florida vs. Cincinnati (2010 Sugar)

MOST NET YARDS

499 - Nick Starkel, Texas A&M vs. Wake Forest (2017 Belk)
493 - Joe Burrow, LSU vs. Oklahoma (2019 Peach)
482 - Tim Tebow, Florida vs. Cincinnati (2010 Sugar)

MOST TOUCHDOWN PASSES THROWN

7 - Joe Burrow, LSU vs. Oklahoma (2019 Peach)
5 - Aaron Murray, Georgia vs. Nebraska (2013 Capital One)
5 - Jarrett Stidham, Auburn vs. Purdue (2018 Music City)
5 - Joe Burrow, LSU vs. Clemson (2020 CFP Championship)
5 - Mac Jones, Alabama vs. Ohio State (2021 CFP Championship)
5 - Hendon Hooker, Tennessee vs. Purdue (2021 Music City)
5 - Bryce Young, Alabama vs. Kansas State (2022 Sugar)
4 - Peyton Manning, Tennessee vs. Northwestern (1997 Citrus)
4 - Rex Grossman, Florida vs. Maryland (2002 Orange)
4 - Kyle Allen, Texas A&M vs. West Virginia (2014 Liberty)
4 - Dak Prescott, Mississippi State vs. N.C. State (2015 Belk)
4 - Chad Kelly, Ole Miss vs. Oklahoma State (2016 Sugar)
4 - Nick Starkel, Texas A&M vs. Wake Forest (2017 Belk)
4 - Stetson Bennett, Georgia vs. TCU (2023 CFP National Championship)
4 - Mac Jones, Alabama vs. Notre Dame (2021 Rose)

HIGHEST COMPLETION PERCENTAGE

#.929 (26-28) - Mike Bobo, Georgia vs. Wisconsin (1998 Outback)
.889 (24-27) - Tua Tagovailoa, Alabama vs. Oklahoma (2018 Orange)
.886 (31-35) - Tim Tebow, Florida vs. Cincinnati (2010 Sugar)
.880 (22-25) - Connor Shaw, South Carolina vs. Wisconsin (2014 Capital One)

RECEIVING

MOST RECEPTIONS

#20 - Norman Jordan, Vanderbilt vs. Air Force (1982 Hall of Fame)
14 - Josh Reed, LSU vs. Illinois (2002 Sugar)
14 - Deebo Samuel, South Carolina vs. USF (2016 Birmingham)
14 - Justin Jefferson, LSU vs. Oklahoma (2019 Peach)

MOST YARDS

239 - Josh Reed, LSU vs. Illinois (2002 Sugar)
227 - Justin Jefferson, LSU vs. Oklahoma (2019 Peach)
221 - Ja'Marr Chase, LSU vs. Clemson (2020 CFP Championship)
220 - Jameon Lewis, Mississippi State vs. Rice (2013 Liberty)

HIGHEST AVERAGE PER RECEPTION

68.0 (2-136) - Chris Conley, Georgia vs. Nebraska (2013 Capital One)
53.3 (3-160) - Darius Slayton, Auburn vs. Purdue (2018 Music City)
49.8 (4-199) - Peerless Price, Tennessee vs. Florida State (1999 Fiesta)

MOST TD RECEPTIONS

4 - Justin Jefferson, LSU vs. Oklahoma (2019 Peach)
3 - 11 Times [Most Recent: Cedric Tillman, Tennessee vs. Purdue, 2021 Music City]

SCORING

MOST POINTS

30 - Leonard Fournette, LSU vs. Texas Tech (2015 Texas)
24 - Domanick Davis, LSU vs. Illinois (2002 Sugar)
24 - Sony Michel, Georgia vs. Oklahoma (2018 Rose)
24 - Justin Jefferson, LSU vs. Oklahoma (2019 Peach)

MOST TOUCHDOWNS

5 - Leonard Fournette, LSU vs. Texas Tech (2015 Texas)
4 - Domanick Davis, LSU vs. Illinois (2002 Sugar)
4 - Sony Michel, Georgia vs. Oklahoma, (2018 Rose Bowl)
4 - Justin Jefferson, LSU vs. Oklahoma (2019 Peach)

KICKING

MOST FIELD GOALS MADE

#5 - Tim Rogers, Mississippi State vs. N.C. State (1995 Peach)
#5 - Arden Czyzewski, Florida vs. Notre Dame (1992 Sugar)
#5 - Jeremy Shelley, Alabama vs. LSU (2012 BCS Championship)
4 - Will Reichard, Alabama vs. Georgia (2022 CFP National Championship)
4 - Marshall Morgan, Georgia vs. Nebraska (2014 Gator)
4 - Billy Bennett, Georgia vs. Florida State (2003 Sugar)
4 - Kanon Parkman, Georgia vs. Virginia (1995 Peach)
4 - Tim Davis, Alabama vs. Ole Miss (1964 Sugar)
4 - Cole Tracy, LSU vs. UCF (2019 Fiesta)

MOST POINTS BY A KICKER

16 - Tim Rogers, Mississippi State vs. N.C. State (1995 Peach) [5 FG, 1 PAT]
16 - Arden Czyzewski, Florida vs. Notre Dame (1992 Sugar) [5 FG, 1 PAT]
16 - Cole Tracy, LSU vs. UCF (2019 Fiesta) [4 FG, 4 PAT]
15 - Jeremy Shelley, Alabama vs. LSU (2012 BCS Championship) [5 FGs]

PUNTING

HIGHEST AVERAGE PER PUNT

55.0 - JK Scott (Alabama) vs. Ohio State (2015 Sugar) [7-385]
55.0 - Jeremy Crawshaw (Florida) vs. Oregon State (2022 Las Vegas) [4-220]
54.0 - Johnny Townsend, Florida vs. Michigan (2016 Citrus) [4-216]
52.3 - Chris Hogue, Tennessee vs. Nebraska (1998 Orange) [6-314]
50.0 - Dana Moore, Mississippi State vs. Nebraska (1980 Sun) [5-250]

RETURN YARDAGE

MOST KICKOFF RETURN YARDS

196 - Kenyan Drake, Alabama vs. Clemson (2016 CFP National Championship)
174 - Noah Igbinoghene, Auburn vs. UCF (2018 Peach Bowl)
146 - Sherman Williams, Alabama vs. Miami (1993 Sugar)

MOST PUNT RETURN YARDS

108 - Freddie Milons, Alabama vs. Michigan (2000 Orange)
106 - Marshay Green, Ole Miss vs. Oklahoma State (2010 Cotton)
95 - Sherman Williams, Alabama vs. Miami (1993 Sugar)

DEFENSE

MOST INTERCEPTIONS

3 - Bud McClinton, Auburn vs. Arizona (1968 Sun)
3 - Tommy Luke, Ole Miss vs. Texas (1966 Bluebonnet)
3 - Ray Brown, Ole Miss vs. Texas (1958 Sugar)
3 - Mark McLaurin, Mississippi State vs. Louisville (2017 TaxSlayer Bowl)

MOST TOTAL TACKLES

#31 - Lee Roy Jordan, Alabama vs. Oklahoma (1963 Orange)
20 - Jeremy Banks, Tennessee vs. Purdue (2021 Music City)
20 - Carl Zander, Tennessee vs. Maryland (1984 Sun)
19 - Kevin Minter, LSU vs. Clemson (2012 Chick-Fil-A)

MOST SACKS

4.5 - Reggie McKenzie, Tennessee vs. Maryland (1984 Sun)
3 - Christian Harris, Alabama vs. Georgia (2022 CFP National Championship)
3 - Dante Fowler, Florida vs. East Carolina (2015 Birmingham)
3 - Marcus Howard, Georgia vs. Hawaii (2008 Sugar)
3 - David Pollack, Georgia vs. Wisconsin (2005 Outback)
3 - Gabe Northern, LSU vs. Michigan State (1995 Independence)
3 - James Gilyard, LSU vs. Michigan State (1995 Independence)
3 - Ernie Barnes, Mississippi State vs. Kansas (1981 Hall of Fame)
3 - Kalimba Edwards, South Carolina vs. Ohio State (2001 Outback)
3 - Derrick Harvey, Florida vs. Ohio State (2007 BCS NCG)
3 - Trenton Thompson, Georgia vs. TCU (2016 Liberty)
3 - Tashawn Bower, LSU vs. Louisville (2016 Citrus)
3 - Josh Allen, Kentucky vs. Penn State (2019 Citrus)
3 - Azeez Ojulari, Georgia vs. Cincinnati (2021 Peach)

MOST PASS DEFLECTIONS

4 - Five Players [Most Recent: Chris Cummings, LSU vs. Notre Dame, 1997 Independence]

ASSOCIATED PRESS FINAL RANKINGS

1936

- 2. LSU
- 4. Alabama
- 17. Tennessee

1937

- 4. Alabama
- 8. LSU

1938

- 2. Tennessee
- 13. Alabama

1939

- 2. Tennessee
- 5. Tulane
- 16. Georgia Tech

1940

- 4. Tennessee
- 9. Mississippi State

1941

- 14. Georgia
- 16. Mississippi State
- 17. Ole Miss
- 18. Tennessee
- 20. Alabama

1942

- 2. Georgia
- 5. Georgia Tech
- 7. Tennessee
- 10. Alabama
- 16. Auburn
- 18. Mississippi State

1943

- 13. Georgia Tech

1944

- 12. Tennessee
- 13. Georgia Tech

1945

- 2. Alabama
- 14. Tennessee
- 15. LSU
- 18. Georgia

1946

- 3. Georgia
- 7. Tennessee
- 8. LSU

1947

- 6. Alabama
- 10. Georgia Tech
- 13. Ole Miss

1948

- 8. Georgia
- 12. Vanderbilt
- 15. Ole Miss

1949

- 9. LSU
- 11. Kentucky
- 17. Tennessee

1950

- 4. Tennessee
- 7. Kentucky
- 16. Alabama
- 20. Tulane

1951

- 1. Tennessee

- 5. Georgia Tech
- 15. Kentucky

1952

- 2. Georgia Tech
- 7. Ole Miss
- 8. Tennessee
- 9. Alabama
- 15. Florida
- 20. Kentucky

1953

- 8. Georgia Tech
- 13. Alabama
- 16. Kentucky
- 17. Auburn

1954

- 6. Ole Miss
- 13. Auburn

1955

- 7. Georgia Tech
- 8. Auburn
- 10. Ole Miss

1956

- 2. Tennessee
- 4. Georgia Tech

1957

- 1. Auburn
- 7. Ole Miss
- 13. Tennessee
- 14. Mississippi State
- 17. Florida

1958

- 1. LSU
- 4. Auburn
- 11. Ole Miss
- 14. Florida

1959

- 2. Ole Miss
- 3. LSU
- 5. Georgia
- 10. Alabama
- 19. Florida

1960

- 2. Ole Miss
- 9. Alabama
- 13. Auburn
- 18. Florida

1961

- 1. Alabama
- 4. LSU
- 5. Ole Miss
- 13. Georgia Tech

1962

- 3. Ole Miss
- 5. Alabama
- 7. LSU

1963

- 5. Auburn
- 7. Ole Miss
- 8. Alabama

1964

- 1. Alabama
- 7. LSU

1965

- 1. Alabama

- 7. Tennessee
- 8. LSU

1966

- 3. Alabama
- 4. Georgia

1967

- 2. Tennessee
- 8. Alabama

1968

- 8. Georgia
- 13. Tennessee
- 16. Auburn
- 17. Alabama
- 19. LSU

1969

- 8. Ole Miss
- 10. LSU
- 14. Florida
- 15. Tennessee
- 20. Auburn

1970

- 4. Tennessee
- 7. LSU
- 10. Auburn
- 20. Ole Miss

1971

- 4. Alabama
- 7. Georgia
- 9. Tennessee
- 11. LSU
- 12. Auburn
- 15. Ole Miss

1972

- 5. Auburn
- 7. Alabama
- 8. Tennessee
- 11. LSU

1973

- 4. Alabama
- 13. LSU
- 19. Tennessee

1974

- 5. Alabama
- 8. Auburn
- 15. Florida
- 17. Mississippi State
- 20. Tennessee

1975

- 3. Alabama
- 19. Georgia

1976

- 10. Georgia
- 11. Alabama
- 18. Kentucky
- 20. Mississippi State

1977

- 2. Alabama
- 6. Kentucky

1978

- 1. Alabama
- 16. Georgia

1979

- 1. Alabama
- 16. Auburn

1980

- 1. Georgia
- 6. Alabama
- 19. Miss. State

1981

- 6. Georgia
- 7. Alabama

1982

- 4. Georgia
- 11. LSU
- 14. Auburn

1983

- 3. Auburn
- 4. Georgia
- 6. Florida
- 15. Alabama

1984

- 3. Florida
- 14. Auburn
- 15. LSU
- 19. Kentucky

1985

- 4. Tennessee
- 5. Florida
- 13. Alabama
- 20. LSU

1986

- 6. Auburn
- 9. Alabama
- 10. LSU

1987

- 5. LSU
- 7. Auburn
- 13. Georgia
- 14. Tennessee

1988

- 8. Auburn
- 15. Georgia
- 17. Alabama
- 19. LSU

1989

- 5. Tennessee
- 6. Auburn
- 9. Alabama

1990

- 8. Tennessee
- 13. Florida
- 19. Auburn
- 21. Ole Miss

1991

- 5. Alabama
- 7. Florida
- 14. Tennessee
- 17. Georgia

1992

- 1. Alabama
- 8. Georgia
- 10. Florida
- 12. Tennessee
- 16. Ole Miss
- 23. Mississippi State

1993

- 4. Auburn
- 5. Florida
- 12. Tennessee



POLLS

14. Alabama

1994

- 5. Alabama
- 7. Florida
- 9. Auburn
- 22. Tennessee
- 24. Mississippi State

1995

- 2. Florida
- 3. Tennessee
- 21. Alabama
- 22. Auburn

1996

- 1. Florida
- 9. Tennessee
- 11. Alabama
- 12. LSU
- 24. Auburn

1997

- 4. Florida
- 7. Tennessee
- 10. Georgia
- 11. Auburn
- 13. LSU
- 22. Ole Miss

1998

- 1. Tennessee
- 5. Florida
- 14. Georgia
- 16. Arkansas

1999

- 8. Alabama
- 9. Tennessee
- 12. Florida
- 13. Mississippi State
- 16. Georgia
- 17. Arkansas
- 22. Ole Miss

2000

- 10. Florida
- 18. Auburn
- 19. South Carolina
- 20. Georgia
- 22. LSU
- 24. Mississippi State

2001

- 3. Florida
- 4. Tennessee
- 7. LSU
- 13. South Carolina
- 22. Georgia

2002

- 3. Georgia
- 11. Alabama
- 14. Auburn

2003

- 2. LSU
- 7. Georgia
- 13. Ole Miss
- 15. Tennessee
- 24. Florida

2004

- 2. Auburn
- 7. Georgia
- 13. Tennessee
- 16. LSU

2005

- 6. LSU
- 8. Alabama

- 10. Georgia
- 12. Florida
- 14. Auburn

2006

- 1. Florida
- 3. LSU
- 9. Auburn
- 15. Arkansas
- 23. Georgia
- 25. Tennessee

2007

- 1. LSU
- 2. Georgia
- 12. Tennessee
- 13. Florida
- 15. Auburn

2008

- 1. Florida
- 6. Alabama
- 13. Georgia
- 14. Ole Miss

2009

- 1. Alabama
- 3. Florida
- 17. LSU
- 20. Ole Miss

2010

- 1. Auburn
- 8. LSU
- 10. Alabama
- 12. Arkansas
- 15. Mississippi State
- 22. South Carolina

2011

- 1. Alabama
- 2. LSU
- 5. Arkansas
- 9. South Carolina
- 19. Georgia

2012

- 1. Alabama
- 5. Georgia
- 5. Texas A&M
- 8. South Carolina
- 9. Florida
- 14. LSU
- 23. Vanderbilt

2013

- 2. Auburn
- 4. South Carolina
- 5. Missouri
- 7. Alabama
- 14. LSU
- 18. Texas A&M
- 24. Vanderbilt

2014

- 4. Alabama
- 9. Georgia
- 11. Mississippi State
- 14. Missouri
- 17. Ole Miss
- 22. Auburn

2015

- 1. Alabama
- 10. Ole Miss
- 16. LSU
- 22. Tennessee
- 25. Florida

2016

- 2. Alabama
- 13. LSU
- 14. Florida
- 22. Tennessee
- 24. Auburn

2017

- 1. Alabama
- 2. Georgia
- 10. Auburn
- 18. LSU
- 19. Mississippi State

2018

- 2. Alabama
- 6. LSU
- 7. Florida
- 7. Georgia
- 12. Kentucky
- 16. Texas A&M

2019

- 1. LSU
- 4. Georgia
- 6. Florida
- 8. Alabama
- 14. Auburn

2020

- 1. Alabama
- 4. Texas A&M
- 7. Georgia
- 13. Florida

2021

- 1. Georgia
- 2. Alabama
- 11. Ole Miss
- 18. Kentucky
- 21. Arkansas

2022

- 1. Georgia
- 5. Alabama
- 6. Tennessee
- 16. LSU
- 20. Mississippi State
- 23. South Carolina

2023

- 4. Georgia
- 5. Alabama
- 8. Missouri
- 9. Ole Miss
- 12. LSU
- 17. Tennessee

SEC TEAMS RANKED NO. 1

(Week By Week AP Poll)

| 1939 | |
|---------|-----------|
| Oct. 24 | Tennessee |
| Oct. 31 | Tennessee |
| Nov. 7 | Tennessee |
| Nov. 14 | Tennessee |

| 1942 | |
|---------|---------|
| Nov. 3 | Georgia |
| Nov. 10 | Georgia |
| Nov. 17 | Georgia |

| 1951 | |
|----------------|-----------|
| Oct. 23 | Tennessee |
| Oct. 30 | Tennessee |
| Nov. 6 | Tennessee |
| Nov. 20 | Tennessee |
| Nov. 27 | Tennessee |
| Dec. 4 | Tennessee |
| National Champ | Tennessee |

| 1956 | |
|---------|-----------|
| Nov. 13 | Tennessee |

| 1957 | |
|----------------|--------|
| Nov. 26 | Auburn |
| Dec. 3 | Auburn |
| National Champ | Auburn |

| 1958 | |
|----------------|--------|
| Oct. 7 | Auburn |
| Oct. 28 | LSU |
| Nov. 4 | LSU |
| Nov. 11 | LSU |
| Nov. 18 | LSU |
| Nov. 25 | LSU |
| Dec. 2 | LSU |
| National Champ | LSU |

| 1959 | |
|----------|-----|
| Sept. 22 | LSU |
| Sept. 29 | LSU |
| Oct. 6 | LSU |
| Oct. 13 | LSU |
| Oct. 20 | LSU |
| Oct. 27 | LSU |
| Nov. 3 | LSU |

| 1960 | |
|----------|----------|
| Sept. 20 | Ole Miss |
| Sept. 27 | Ole Miss |
| Oct. 11 | Ole Miss |

| 1961 | |
|----------------|----------|
| Oct. 10 | Ole Miss |
| Nov. 21 | Alabama |
| Nov. 28 | Alabama |
| Nov. 5 | Alabama |
| National Champ | Alabama |

| 1962 | |
|----------|---------|
| Sept. 25 | Alabama |
| Oct. 9 | Alabama |
| Nov. 13 | Alabama |

| 1964 | |
|----------------|---------|
| Dec. 1 | Alabama |
| National Champ | Alabama |

| 1965 | |
|----------------|---------|
| Dec. 4 | Alabama |
| National Champ | Alabama |

| 1973 | |
|---------|---------|
| Nov. 27 | Alabama |
| Dec. 4 | Alabama |

| 1978 | |
|----------------|---------|
| Sept. 12 | Alabama |
| Sept. 19 | Alabama |
| Dec. 4 | Alabama |
| National Champ | Alabama |

| 1979 | |
|----------------|---------|
| Oct. 16 | Alabama |
| Oct. 23 | Alabama |
| Oct. 30 | Alabama |
| Nov. 6 | Alabama |
| Nov. 13 | Alabama |
| Nov. 20 | Alabama |
| Nov. 27 | Alabama |
| Dec. 3 | Alabama |
| National Champ | Alabama |

| 1980 | |
|----------------|---------|
| Sept. 16 | Alabama |
| Sept. 23 | Alabama |
| Sept. 30 | Alabama |
| Oct. 7 | Alabama |
| Oct. 14 | Alabama |
| Oct. 21 | Alabama |
| Oct. 28 | Alabama |
| Nov. 11 | Georgia |
| Nov. 18 | Georgia |
| Nov. 25 | Georgia |
| Dec. 2 | Georgia |
| Dec. 9 | Georgia |
| National Champ | Georgia |

| 1982 | |
|---------|---------|
| Nov. 9 | Georgia |
| Nov. 16 | Georgia |
| Nov. 23 | Georgia |
| Nov. 30 | Georgia |
| Dec. 7 | Georgia |

| 1985 | |
|----------|---------|
| Sept. 10 | Auburn |
| Sept. 17 | Auburn |
| Sept. 24 | Auburn |
| Nov. 5 | Florida |

| 1992 | |
|----------------|---------|
| National Champ | Alabama |

| 1994 | |
|-----------|---------|
| Preseason | Florida |
| Sept. 11 | Florida |
| Sept. 18 | Florida |
| Sept. 26 | Florida |
| Oct. 3 | Florida |
| Oct. 10 | Florida |

NOTE: Arkansas was No. 1 in AP Poll of the week of Oct. 19, 1965.

| 1996 | |
|----------------|---------|
| Sept. 23 | Florida |
| Sept. 30 | Florida |
| Oct. 6 | Florida |
| Oct. 13 | Florida |
| Oct. 20 | Florida |
| Oct. 27 | Florida |
| Nov. 4 | Florida |
| Nov. 11 | Florida |
| Nov. 18 | Florida |
| Nov. 25 | Florida |
| Jan. 3 | Florida |
| National Champ | Florida |

| 1997 | |
|----------|---------|
| Sept. 21 | Florida |
| Sept. 28 | Florida |
| Oct. 5 | Florida |

| 1998 | |
|----------------|-----------|
| Nov. 8 | Tennessee |
| Nov. 15 | Tennessee |
| Nov. 22 | Tennessee |
| Nov. 29 | Tennessee |
| Dec. 6 | Tennessee |
| Jan. 5 | Tennessee |
| National Champ | Tennessee |

| 2001 | |
|-----------|---------|
| Preseason | Florida |
| Oct. 7 | Florida |

| 2006 | |
|----------------|---------|
| National Champ | Florida |

| 2007 | |
|----------------|-----|
| Oct. 1 | LSU |
| Oct. 8 | LSU |
| Nov. 12 | LSU |
| Nov. 19 | LSU |
| National Champ | LSU |

| 2008 | |
|----------------|---------|
| Nov. 2 | Alabama |
| Nov. 9 | Alabama |
| Nov. 16 | Alabama |
| Nov. 23 | Alabama |
| Nov. 30 | Alabama |
| Dec. 7 | Florida |
| National Champ | Florida |

| 2009 | |
|----------------|---------|
| Preseason | Florida |
| Sept. 8 | Florida |
| Sept. 13 | Florida |
| Sept. 20 | Florida |
| Sept. 27 | Florida |
| Oct. 4 | Florida |
| Oct. 11 | Florida |
| Oct. 18 | Alabama |
| Oct. 25 | Florida |
| Nov. 1 | Florida |
| Nov. 8 | Florida |
| Nov. 15 | Florida |
| Nov. 22 | Florida |
| Nov. 29 | Florida |
| Dec. 6 | Alabama |
| National Champ | Alabama |

| 2010 | |
|----------------|---------|
| Preseason | Alabama |
| Sept. 6 | Alabama |
| Sept. 12 | Alabama |
| Sept. 19 | Alabama |
| Sept. 26 | Alabama |
| Oct. 3 | Alabama |
| Dec. 5 | Auburn |
| National Champ | Auburn |

| 2011 | |
|----------------|---------|
| Sept. 25 | LSU |
| Oct. 2 | LSU |
| Oct. 9 | LSU |
| Oct. 16 | LSU |
| Oct. 23 | LSU |
| Oct. 30 | LSU |
| Nov. 6 | LSU |
| Nov. 13 | LSU |
| Nov. 20 | LSU |
| Nov. 27 | LSU |
| Dec. 4 | LSU |
| National Champ | Alabama |

| 2012 | |
|----------------|---------|
| Sept. 4 | Alabama |
| Sept. 10 | Alabama |
| Sept. 17 | Alabama |
| Sept. 24 | Alabama |
| Oct. 1 | Alabama |
| Oct. 8 | Alabama |
| Oct. 15 | Alabama |
| Oct. 22 | Alabama |
| Oct. 29 | Alabama |
| Nov. 5 | Alabama |
| National Champ | Alabama |

| 2013 | |
|-----------|---------|
| Preseason | Alabama |
| Sept. 1 | Alabama |
| Sept. 8 | Alabama |
| Sept. 15 | Alabama |
| Sept. 22 | Alabama |
| Sept. 29 | Alabama |
| Oct. 6 | Alabama |
| Oct. 13 | Alabama |
| Oct. 20 | Alabama |
| Oct. 27 | Alabama |
| Nov. 3 | Alabama |
| Nov. 10 | Alabama |
| Nov. 17 | Alabama |
| Nov. 24 | Alabama |

| 2014 | |
|---------|-------------------|
| Oct. 12 | Mississippi State |
| Oct. 19 | Mississippi State |
| Oct. 26 | Mississippi State |
| Nov. 2 | Mississippi State |
| Nov. 9 | Mississippi State |
| Nov. 30 | Alabama |
| Dec. 7 | Alabama |

| 2015 | |
|----------------|---------|
| National Champ | Alabama |

SEC TEAMS RANKED NO. 1 CONTINUED

| 2016 | |
|-----------|---------|
| Preseason | Alabama |
| Sept. 6 | Alabama |
| Sept. 11 | Alabama |
| Sept. 18 | Alabama |
| Sept. 25 | Alabama |
| Oct. 2 | Alabama |
| Oct. 10 | Alabama |
| Oct. 16 | Alabama |
| Oct. 23 | Alabama |
| Oct. 30 | Alabama |
| Nov. 6 | Alabama |
| Nov. 13 | Alabama |
| Nov. 20 | Alabama |
| Nov. 27 | Alabama |
| Dec. 4 | Alabama |

| 2017 | |
|----------------|---------|
| Preseason | Alabama |
| Sept. 5 | Alabama |
| Sept. 10 | Alabama |
| Sept. 17 | Alabama |
| Sept. 24 | Alabama |
| Oct. 1 | Alabama |
| Oct. 8 | Alabama |
| Oct. 15 | Alabama |
| Oct. 22 | Alabama |
| Oct. 29 | Alabama |
| Nov. 5 | Alabama |
| Nov. 12 | Alabama |
| Nov. 19 | Alabama |
| National Champ | Alabama |

| 2018 | |
|-----------|---------|
| Preseason | Alabama |
| Sept. 4 | Alabama |
| Sept. 9 | Alabama |
| Sept. 16 | Alabama |
| Sept. 23 | Alabama |
| Sept. 30 | Alabama |
| Oct. 7 | Alabama |
| Oct. 14 | Alabama |
| Oct. 21 | Alabama |
| Oct. 28 | Alabama |
| Nov. 4 | Alabama |
| Nov. 11 | Alabama |
| Nov. 18 | Alabama |
| Nov. 25 | Alabama |
| Dec. 2 | Alabama |

| 2019 | |
|----------------|---------|
| Sept. 29 | Alabama |
| Oct. 6 | Alabama |
| Oct. 13 | Alabama |
| Oct. 20 | Alabama |
| Oct. 27 | LSU |
| Nov. 3 | LSU |
| Nov. 10 | LSU |
| Nov. 17 | LSU |
| Nov. 24 | LSU |
| Dec. 1 | LSU |
| Dec. 8 | LSU |
| National Champ | LSU |

| 2020 | |
|----------------|---------|
| Nov. 8 | Alabama |
| Nov. 15 | Alabama |
| Nov. 22 | Alabama |
| Nov. 29 | Alabama |
| Dec. 6 | Alabama |
| Dec. 13 | Alabama |
| Dec. 20 | Alabama |
| National Champ | Alabama |

| 2021 | |
|----------------|---------|
| Preseason | Alabama |
| Sept. 6 | Alabama |
| Sept. 11 | Alabama |
| Sept. 19 | Alabama |
| Sept. 26 | Alabama |
| Oct. 3 | Alabama |
| Oct. 10 | Georgia |
| Oct. 17 | Georgia |
| Oct. 24 | Georgia |
| Oct. 31 | Georgia |
| Nov. 7 | Georgia |
| Nov. 14 | Georgia |
| Nov. 21 | Georgia |
| Nov. 28 | Georgia |
| Dec. 5 | Alabama |
| National Champ | Georgia |

| 2022 | |
|----------------|---------|
| Preseason | Alabama |
| Sept. 5 | Alabama |
| Sept. 11 | Georgia |
| Sept. 18 | Georgia |
| Sept. 25 | Georgia |
| Oct. 2 | Alabama |
| Oct. 9 | Georgia |
| Oct. 16 | Georgia |
| Oct. 23 | Georgia |
| Oct. 30 | Georgia |
| Nov. 6 | Georgia |
| Nov. 13 | Georgia |
| Nov. 20 | Georgia |
| Nov. 27 | Georgia |
| Dec. 4 | Georgia |
| National Champ | Georgia |

| 2023 | |
|-----------|---------|
| Preseason | Georgia |
| Sept. 8 | Georgia |
| Sept. 10 | Georgia |
| Sept. 17 | Georgia |
| Sept. 24 | Georgia |
| Oct. 1 | Georgia |
| Oct. 8 | Georgia |
| Oct. 15 | Georgia |
| Oct. 22 | Georgia |
| Oct. 29 | Georgia |
| Nov. 5 | Georgia |
| Nov. 12 | Georgia |
| Nov. 19 | Georgia |
| Nov. 26 | Georgia |
| Dec. 3 | Georgia |

UPI FINAL RANKINGS

| 1950 | |
|------|-----------|
| 3. | Tennessee |
| 7. | Kentucky |
| 17. | Alabama |

| 1951 | |
|------|--------------|
| 1. | Tennessee |
| 5. | Georgia Tech |
| 17. | Kentucky |

| 1952 | |
|------|--------------|
| 2. | Georgia Tech |
| 7. | Ole Miss |
| 8. | Tennessee |
| 9. | Alabama |
| 20. | Kentucky |

| 1953 | |
|------|--------------|
| 9. | Georgia Tech |
| 11. | Alabama |
| 15. | Kentucky |

| 1954 | |
|------|--------------|
| 6. | Ole Miss |
| 11. | Georgia Tech |

| 1955 | |
|------|--------------|
| 7. | Georgia Tech |
| 8. | Auburn |
| 9. | Ole Miss |

| 1956 | |
|------|--------------|
| 2. | Tennessee |
| 4. | Georgia Tech |

| 1957 | |
|------|-----------|
| 2. | Auburn |
| 8. | Ole Miss |
| 16. | Tennessee |

| 1958 | |
|------|---------|
| 1. | LSU |
| 4. | Auburn |
| 15. | Florida |

| 1959 | |
|------|----------|
| 2. | Ole Miss |
| 3. | LSU |
| 5. | Georgia |
| 13. | Alabama |
| 19. | Auburn |

| 1960 | |
|------|-----------|
| 3. | Ole Miss |
| 10. | Alabama |
| 14. | Auburn |
| 16. | Florida |
| 19. | Tennessee |

| 1961 | |
|------|--------------|
| 1. | Alabama |
| 3. | LSU |
| 5. | Ole Miss |
| 13. | Georgia Tech |

| 1962 | |
|------|--------------|
| 3. | Ole Miss |
| 5. | Alabama |
| 8. | LSU |
| 11. | Georgia Tech |

| 1963 | |
|------|-------------------|
| 6. | Auburn |
| 7. | Ole Miss |
| 9. | Alabama |
| 11. | Mississippi State |

| 1964 | |
|------|----------|
| 1. | Alabama |
| 7. | LSU |
| 20. | Ole Miss |

UPI FINAL RANKINGS CONTINUED

1965

- 4. Alabama
- 7. Tennessee
- 12. Florida
- 14. LSU
- 15. Georgia
- 17. Ole Miss
- 18. Kentucky

1966

- 3. Alabama
- 4. Georgia
- 11. Florida
- 12. Ole Miss
- 14. Tennessee

1967

- 2. Tennessee
- 7. Alabama
- 18. Georgia

1968

- 4. Georgia
- 7. Tennessee
- 12. Alabama

1969

- 7. LSU
- 11. Tennessee
- 13. Ole Miss
- 15. Auburn
- 17. Florida

1970

- 4. Tennessee
- 6. LSU
- 9. Auburn

1971

- 2. Alabama
- 5. Auburn
- 8. Georgia
- 9. Tennessee
- 10. LSU
- 20. Ole Miss

1972

- 4. Alabama
- 7. Auburn
- 10. LSU
- 11. Tennessee

1973

- 1. Alabama
- 14. LSU
- 20. Florida

1974

- 2. Alabama
- 6. Auburn
- 12. Florida
- 15. Tennessee
- 17. Mississippi State

1975

- 3. Alabama
- 19. Georgia

1976

- 9. Alabama
- 10. Georgia
- 20. Kentucky

1977

- 2. Alabama

1978

- 2. Alabama
- 15. Georgia

1979

- 1. Alabama

1980

- 1. Georgia
- 6. Alabama
- 19. Florida

1981

- 5. Georgia
- 6. Alabama
- 17. Mississippi State

1982

- 4. Georgia
- 11. LSU
- 14. Auburn
- 17. Alabama

1983

- 3. Auburn
- 4. Georgia
- 6. Florida
- 12. Alabama

1984

- 7. Florida
- 14. Auburn
- 16. LSU
- 19. Kentucky

1985

- 4. Tennessee
- 14. Alabama
- 20. LSU

1986

- 8. Auburn
- 9. Alabama
- 11. LSU

1987

- 5. LSU
- 7. Auburn
- 13. Tennessee
- 14. Georgia

1988

- 7. Auburn
- 15. Georgia
- 17. Alabama

1989

- 5. Tennessee
- 6. Auburn
- 7. Alabama

1990

- 7. Tennessee
- 19. Auburn
- 23. Ole Miss

1991

- 5. Alabama
- 7. Florida
- 14. Tennessee
- 20. Georgia

1992

- 1. Alabama
- 8. Georgia
- 10. Florida
- 12. Tennessee
- 16. Ole Miss
- 25. Mississippi State

1993

- 4. Florida
- 12. Tennessee
- 13. Alabama

1994

- 5. Alabama
- 7. Florida
- 18. Tennessee
- 25. Mississippi State

1995

- 2. Florida
- 3. Tennessee
- 21. Auburn
- 25. LSU

Note: The AFCA poll was conducted by USA Today/CNN beginning in 1991.

Beginning in 1991, the UPI Poll was decided by a vote of sportswriters. The UPI poll was discontinued prior to the 1996 season.

USA TODAY COACHES' FINAL RANKINGS

1982

4. Georgia
11. LSU
16. Auburn
22. Alabama
25. Florida

1983

2. Auburn
4. Georgia
9. Florida
13. Alabama
17. Tennessee

1984

3. Florida
15. Auburn
19. Kentucky
23. Georgia

1985

4. Tennessee
5. Florida
12. Alabama
20. Auburn
21. LSU
24. Georgia

1986

7. Auburn
9. Alabama
10. LSU
23. Georgia

1987

6. LSU
7. Auburn
13. Georgia
14. Tennessee
25. Alabama

1988

9. Auburn
16. Georgia
17. Alabama
22. LSU

1989

5. Tennessee
6. Auburn
9. Alabama

1990

7. Tennessee
13. Florida
19. Auburn
21. Ole Miss

1991

5. Alabama
8. Florida
15. Tennessee
19. Georgia

1992

1. Alabama
8. Georgia
11. Florida
12. Tennessee
16. Ole Miss

1993

4. Florida
11. Tennessee
13. Alabama

1994

4. Alabama
7. Florida
18. Tennessee
25. Mississippi State

1995

2. Tennessee
3. Florida
21. Auburn
25. LSU

1996

1. Florida
9. Tennessee
11. Alabama
13. LSU
25. Auburn

1997

6. Florida
8. Tennessee
10. Georgia
11. Auburn
13. LSU
22. Ole Miss

1998

1. Tennessee
6. Florida
14. Georgia
17. Arkansas

1999

8. Alabama
9. Tennessee
12. Mississippi State
14. Florida
16. Georgia
19. Arkansas
22. Ole Miss

2000

11. Florida
17. Georgia
20. Auburn
21. South Carolina
22. Mississippi State
25. Tennessee

2001

3. Florida
4. Tennessee
8. LSU
13. South Carolina
25. Georgia

2002

3. Georgia
16. Auburn
24. Florida

2003

1. LSU
6. Georgia
14. Ole Miss
16. Tennessee
25. Florida

2004

2. Auburn
6. Georgia
15. Tennessee
16. LSU
25. Florida

2005

5. LSU
8. Alabama
10. Georgia
14. Auburn
16. Florida

2006

1. Florida
3. LSU
8. Auburn
16. Arkansas
23. Tennessee

2007

1. LSU
3. Georgia
12. Tennessee
14. Auburn
16. Florida

2008

1. Florida
6. Alabama
10. Georgia
15. Ole Miss

2009

1. Alabama
3. Florida
17. LSU
21. Ole Miss

2010

1. Auburn
8. LSU
11. Alabama
12. Arkansas
17. Mississippi State
22. South Carolina

2011

1. Alabama
2. LSU
5. Arkansas
8. South Carolina
20. Georgia

2012

1. Alabama
4. Georgia
5. Texas A&M
7. South Carolina
10. Florida
12. LSU
20. Vanderbilt

2013

2. Auburn
4. South Carolina
5. Missouri
8. Alabama
14. LSU
18. Texas A&M
23. Vanderbilt

2014

4. Alabama
9. Georgia
11. Missouri
12. Mississippi State
19. Ole Miss
23. Auburn

2015

1. Alabama
9. Ole Miss
17. LSU
23. Tennessee
24. Georgia
25. Florida

2016

2. Alabama
13. Florida
14. LSU
22. Auburn
24. Tennessee

2017

1. Alabama
2. Georgia
12. Auburn
18. LSU
20. Mississippi State

2018

2. Alabama
6. Florida
7. LSU
8. Georgia
11. Kentucky
16. Texas A&M
25. Mississippi State

2019

1. LSU
4. Georgia
7. Florida
8. Alabama
14. Auburn

2020

1. Alabama
4. Texas A&M
7. Georgia
12. Florida

2021

1. Georgia
2. Alabama
11. Ole Miss
15. Kentucky
20. Arkansas
25. Texas A&M

2022

1. Georgia
5. Alabama
6. Tennessee
15. LSU
19. Mississippi State
23. South Carolina

2023

3. Georgia
5. Alabama
8. Missouri
9. Ole Miss
12. LSU
17. Tennessee