



SOUTH CAROLINA GAMECOCKS

FOOTBALL - 2022



Georgia State
Sept. 3
7:30 pm ET
ESPN+
W, 35-14



@ #16 Arkansas
Sept. 10
Noon ET
ESPN
L, 30-44



#1 Georgia
Sept. 17
Noon ET
ESPN
L, 7-48



Charlotte
Sept. 24
7:30 pm ET
ESPNU
W, 56-20



S.C. State
Oct. 1
Noon ET
SEC Network
W, 50-10



@ #13 Kentucky
Oct. 8
7:30 pm ET
SEC Network
W, 24-14



Texas A&M
Oct. 22
7:30 pm ET
SEC Network
W, 30-24



Missouri
Oct. 29
4 pm ET
SEC Network
L, 10-23



@ Vanderbilt
Nov. 5
7:30 pm ET
SEC Network
W, 38-27



@ Florida
Nov. 12
4 pm ET
SEC Network
L, 6-38



#5 Tennessee
Nov. 19
7 pm
ESPN
W, 63-38



@ #7 Clemson
Nov. 26
Noon
ABC
W, 31-30

ON THE AIR

TELEVISION

Network.....ESPN
Play-by-Play.....Taylor Zazour
Analyst.....Matt Stinchcomb
Sideline.....Alyssa Lang

RADIO

National Radio.....Touchdown Radio
Play-by-Play.....Frank Frangie
Analyst.....Gino Torretta
Satellite Radio.....SiriusXM 84
Local Radio.....Gamecock Radio Network
Play-by-Play.....Todd Ellis
Analyst.....Tommy Suggs
Sideline.....Jamar Nesbit
Satellite Radio.....SiriusXM 136 or 190

QUICK FACTS

Location.....Columbia, S.C.
Founded.....1801
Enrollment.....35,388

COACHING STAFF

Head Coach.....Shane Beamer
Alma Mater.....Virginia Tech (2000)
Overall Record.....15-10 (2nd year)
Record at South Carolina.....15-10 (2nd year)
Offensive Line.....Greg Adkins*
Defensive Backs.....Torrian Gray*
Running Backs.....Montario Hardesty
Tight Ends.....Jody Wright*
Assoc. HC/Special Teams Coord.....Pete Lembo
Defensive Line.....Jimmy Lindsey
Outside LBs/Defensive Ends.....Sterling Lucas
Wide Receivers.....Justin Stepp
Offensive Line.....Lonnie Teasley
Defensive Coord./Inside LBs.....Clayton White
Director of Strength & Conditioning.....Luke Day
Head Football Athletic Trainer.....Clint Haggard

*In the Press Box

COMMUNICATIONS

Associate AD/Communications.....Steve Fink
Fink Email.....finksc@mailbox.sc.edu
Fink Office.....803-777-7987
Fink Cell.....803-240-5268
Fink Twitter.....@SteveFink_SID
Associate Communications Director.....Kent Reichert
Assistant Communications Director.....David Fox
Official Website.....www.gamecocksonline.com
Twitter.....@GamecockFB

2022 TAXSLAYER GATOR BOWL

#19 CFP
#20 AP
#19 COACHES

#21 CFP
#19 AP
#20 COACHES

South Carolina
Gamecocks
(8-4, 4-4 SEC)

vs

Notre Dame
Fighting Irish
(8-4)



Friday, Dec. 30, 2022 ♦ 3:30 pm ET
TIAA Bank Field (67,164) ♦ Jacksonville, Fla.

QUICKLY: The South Carolina Gamecocks (8-4, 4-4 SEC) will face the Notre Dame Fighting Irish (8-4) in the 78th TaxSlayer Gator Bowl. The game will be played at TIAA Bank Field (67,164) in Jacksonville, Fla., on Friday, Dec. 30, 2022, with kickoff scheduled for 3:30 pm ET.

YOU ARE LOOKING LIVE: ESPN has the national television broadcast with Taylor Zazour handling the play-by-play, Matt Stinchcomb providing the analysis and Alyssa Lang working the sidelines. The national radio broadcast will be presented by Touchdown Radio, with Frank Frangie and Gino Torretta on the call. Todd Ellis is the play-by-play voice of the Gamecock Radio Network with Tommy Suggs, who is wrapping up his 50th year in the booth, providing the color commentary. Jamar Nesbit patrols the sidelines for the Network.

GOING BOWLING: The Gamecocks are appearing in their 25th bowl game. They own a 10-14 mark in the previous 24 contests. Carolina has posted a 10-6 mark in its last 16 bowl contests after dropping its first eight bowl games. Most recently, the Gamecocks rolled to a 38-21 win over North Carolina in the 2021 Duke's Mayo Bowl for their sixth win in their last eight bowl appearances.

GOOD TO BE BACK: This will mark the Gamecocks' fifth trip to the Jacksonville and the Gator Bowl, but the first since 1987. The Gamecocks are still looking for their first Gator Bowl win. South Carolina's very first bowl game was the Gator Bowl on Jan. 1, 1946, when the Gamecocks dropped a 26-14 decision to Wake Forest. South Carolina also lost the 1980 Gator Bowl to Pittsburgh by a 37-7 score, the 1984 Gator Bowl to Oklahoma State by a 21-14 margin, and the 1987 Gator Bowl to LSU, a 30-13 setback.

WHERE THE GAMECOCKS STAND: The Gamecocks were ranked 19th in the final College Football Playoff Rankings, 20th in the Associated Press poll and 19th in the AFCA Coaches poll. Carolina finished the 2022 regular season on a high note, knocking off a pair of top-10 teams in No. 5 Tennessee, 63-38 and No. 7 Clemson, 31-30, in its last two games. After opening the season with a 1-2 mark, the Gamecocks won seven of their final nine contests, including three over ranked opponents. The Gamecocks are looking to finish the season ranked for the first time since they were No. 4 at the end of the 2013 season.





Carolina Schedule of Events

SUNDAY, DECEMBER 25

Team Arrives in Jacksonville by 6 pm
Team Christmas Dinner 7:20 pm

MONDAY, DECEMBER 26

Practice – Ponte Vedra High School..... 10:25 am
First two periods open (10:25 am - 10:40 am)
Head Coach Shane Beamer available after practice

TUESDAY, DECEMBER 27

Practice – Ponte Vedra High School..... 10:25 am
First three periods open (10:25 am - 10:45 am)
Requested and approved Defensive players available after practice
Spouses Luncheon, TPC Sawgrass Noon
Player Outing at Naval Station Mayport..... 2 pm
Team Service Event at Sawgrass Marriott Resort..... 5 pm

WEDNESDAY, DECEMBER 28

Practice – Ponte Vedra High School..... 11:20 am
Practice Closed
Requested and approved Offensive players available after practice
Player Outing at Topgolf Jacksonville 2 pm

THURSDAY, DECEMBER 29

SEC Family Zoo and Gardens Outing..... 9 am
Press Conference - Head Coach and Team Captains 11 am
TIAA Bank Field - East Club
Dream Team Visit, TIAA Bank Field - East Club 11:30 am
Practice – Ponte Vedra High School..... 2:35 pm
Practice Closed - No media availability
Band Pep Rally, Jax Beach Seawalk Pavilion..... 6:30 pm

FRIDAY, DECEMBER 30

78th TaxSlayer Gator Bowl..... 3:30 pm
TIAA Bank Field

Note-All events/times subject to change.

Credits: The 2022 South Carolina TaxSlayer Bowl Media Guide was designed, written, compiled and edited by Steve Fink, Associate Athletics Director/Communications and Public Relations, with assistance from Kent Reichert and David Fox. This guide is meant to serve as a supplement to the 2022 South Carolina Football Media Guide. Information is as of December 15, 2022. Photography provided by Juan Blas, Tim Cowie, Jenny Dilworth, Jayson Jeffers and Wes Wilson.

Hotel Information

The South Carolina football team and official travel party will headquarter at the **Sawgrass Marriott Golf Resort & Spa**, located at 1000 TPC Boulevard in Ponte Vedra Beach, Fla. Contact Bryan Day (904-280-7052) or bryan.day@marriott.com. The Notre Dame football team and official travel party will stay at the **Omni Amelia Island Resort**, located at 30 Beach Lagoon Road, Amelia Island, Fla. The official headquarters hotel of the TaxSlayer Gator Bowl is the **Hyatt Regency Jacksonville Riverfront**, located at 225 E. Coastline Drive in Jacksonville.

South Carolina Communications

Steve Fink, South Carolina Associate Athletics Director/Communications and Public Relations, **Kent Reichert**, Associate Director, and **David Fox**, Assistant Director, will accompany the team to Charlotte. Fink can be reached via cell phone at 803-240-5268 or email at finksc@mailbox.sc.edu. Reichert's cell number is 734-548-0878 and his email is kent2@mailbox.sc.edu. Fox's cell number is 423-767-3607 and his email is DF25@mailbox.sc.edu.

Practices and Interviews

While in Jacksonville, South Carolina will practice at **Ponte Vedra High School**, located at 460 Davis Park Road, Ponte Vedra, Fla. The first two periods of practice (10:25 - 10:40 am) will be open to the media on Monday, Dec. 26, while the first three periods of practice (10:25-10:45 am) will be open to the media on Tuesday, Dec. 27. Practices will be closed on Wednesday, Dec. 28 and Thursday, Dec. 29. Head coach Shane Beamer will be available following Monday's practice. Requested and approved defensive players will be available following Tuesday's practice in a gaggle format. Requested and approved offensive players will be available following the Wednesday practice in a gaggle format. Please notify Steve Fink by 6 pm on Dec. 25 with any specific player requests for the week. Assistant coaches will not be available. Head coach Shane Beamer and the four team captains - Eric Douglas, Jovaughn Gwyn, Brad Johnson and Spencer Rattler - will be available at the press conference at TIAA Bank Field on Thursday, Dec. 29.

Notre Dame Communications

For questions regarding Notre Dame Football, contact either **Katy Lonergan**, Associate Athletics Director, at 785-764-9941 or klonerg2@nd.edu; **Alan Wasielewski**, Assistant Athletics Director, 574-532-4167 or awasiele@nd.edu or **Dan Wacker**, 608-487-3858 or dwacker@nd.edu.

TaxSlayer Gator Bowl Communications

For media inquiries pertaining to the TaxSlayer Gator Bowl, please contact Katie Cox, Vice President of Marketing, at 316-305-2333 or email at katie@TaxSlayerGatorBowl.com.

Carolina Football Communications Staff




Steve Fink
Associate AD
Communications/PR



Kent Reichert
Associate Director
Communications/PR



David Fox
Assistant Director
Communications/PR



South Carolina Bowl Scoreboard (10-14)

| Date | Bowl | Site | Opponent | Result | Score | Attend. | Head Coach | Record | Notes |
|---------------|---------------|--------------|----------------|--------|----------|---------|---------------------|--------|----------------------------------|
| Jan. 01, 1946 | Gator | Jacksonville | Wake Forest | Lost | 14-26 | 7,362 | Johnnie McMillan | 2-4-3 | First bowl appearance |
| Dec. 30, 1969 | Peach | Atlanta | West Virginia | Lost | 3-14 | 48,452 | Paul Dietzel | 7-4 | ACC Champion |
| Dec. 20, 1975 | Tangerine | Orlando | Miami (Ohio) | Lost | 7-20 | 20,247 | Jim Carlen | 7-5 | Carlen's first team |
| Dec. 28, 1979 | Hall of Fame | Birmingham | Missouri | Lost | 14-24 | 62,785 | Jim Carlen | 8-4 | First eight-win season |
| Dec. 29, 1980 | Gator | Jacksonville | Pittsburgh | Lost | 9-37 | 72,287 | Jim Carlen | 8-4 | Rogers wins Heisman |
| Dec. 28, 1984 | Gator | Jacksonville | Oklahoma State | Lost | 14-21 | 82,138 | Joe Morrison | 10-2 | Fire Ants & Black Magic |
| Dec. 31, 1987 | Gator | Jacksonville | LSU | Lost | 13-30 | 82,119 | Joe Morrison | 8-4 | Black Magic returns |
| Dec. 28, 1988 | Liberty | Memphis | Indiana | Lost | 10-34 | 39,210 | Joe Morrison | 8-4 | Started season 6-0 |
| Jan. 02, 1995 | Carquest | Miami | West Virginia | Won | 24-21 | 50,833 | Brad Scott | 7-5 | First bowl win |
| Jan. 01, 2001 | Outback | Tampa | Ohio State | Won | 24-7 | 65,229 | Lou Holtz | 8-4 | SEC's biggest turnaround |
| Jan. 01, 2002 | Outback | Tampa | Ohio State | Won | 31-28 | 66,249 | Lou Holtz | 9-3 | Back-to-back bowl wins |
| Dec. 30, 2005 | Independence | Shreveport | Missouri | Lost | 31-38 | 41,332 | Steve Spurrier | 7-5 | Spurrier's first team |
| Dec. 29, 2006 | Liberty | Memphis | Houston | Won | 44-36 | 56,103 | Steve Spurrier | 8-5 | Highest scoring bowl game |
| Jan. 01, 2009 | Outback | Tampa | Iowa | Lost | 10-31 | 55,117 | Steve Spurrier | 7-6 | Return to New Year's Day bowl |
| Jan. 02, 2010 | Papajohns.com | Birmingham | Connecticut | Lost | 7-20 | 45,254 | Steve Spurrier | 7-6 | First coach to four bowl games |
| Dec. 31, 2010 | Chick-fil-A | Atlanta | Florida State | Lost | 17-26 | 72,217 | Steve Spurrier | 9-5 | SEC Eastern Division Champs |
| Jan. 02, 2012 | Capital One | Orlando | Nebraska | Won | 30-13 | 61,351 | Steve Spurrier | 11-2 | Most wins in school history |
| Jan. 01, 2013 | Outback | Tampa | Michigan | Won | 33-28 | 54,527 | Steve Spurrier | 11-2 | Back-to-back 11-win seasons |
| Jan. 01, 2014 | Capital One | Orlando | Wisconsin | Won | 34-24 | 56,629 | Steve Spurrier | 11-2 | Highest final ranking in history |
| Dec. 27, 2014 | Independence | Shreveport | Miami (Fla.) | Won | 24-21 | 38,242 | Steve Spurrier | 7-6 | Seventh-straight winning season |
| Dec. 29, 2016 | Birmingham | Birmingham | USF | Lost | 39-46 OT | 31,229 | Will Muschamp | 6-7 | First overtime bowl game |
| Jan. 01, 2018 | Outback | Tampa | Michigan | Won | 26-19 | 45,687 | Will Muschamp | 9-4 | Overcame 16-point deficit |
| Dec. 29, 2018 | Belk | Charlotte | Virginia | Lost | 0-28 | 48,263 | Will Muschamp | 7-6 | Blanked for 1st time since 2006 |
| Dec. 26, 2020 | Gasparilla | Tampa | UAB | DNP | - | - | Mike Bobo (Interim) | 2-8 | Cancelled due to COVID-19 |
| Dec. 30, 2021 | Duke's Mayo | Charlotte | North Carolina | Won | 38-21 | 45,520 | Shane Beamer | 7-6 | Joyner makes 1st start at QB |

South Carolina Bowl MVPs

1995 Carquest - Steve Taneyhill
2001 Outback - Ryan Brewer
2002 Outback - Phil Petty
2006 Liberty - Blake Mitchell
2012 Capital One - Alshon Jeffery
2013 Outback - Ace Sanders
2014 Capital One - Connor Shaw
2014 Independence -
Pharoh Cooper/Skai Moore
2018 Outback - Jake Bentley
2021 Duke's Mayo - Dakereon Joyner



Ryan Brewer



Ace Sanders



Connor Shaw



Pharoh Cooper



Jake Bentley



Dakereon Joyner



South Carolina Team Bowl Records

Most Points Scored

1. 44 vs Houston (2006 Liberty)
2. 39 vs USF (2016 Birmingham)
3. 38 vs North Carolina (2021 Duke's Mayo)

Most First Downs

1. 27 vs USF (2016 Birmingham)
- 27 vs North Carolina (2021 Duke's Mayo)
3. 25 vs Houston (2006 Liberty)

Most Rushing Attempts

1. 51 vs Ohio State (2001 Outback)
- 51 vs North Carolina (2021 Duke's Mayo)
3. 47 vs Missouri (1979 Hall of Fame)

Most Yards Rushing

1. 301 vs North Carolina (2021 Duke's Mayo)
2. 218 vs Ohio State (2001 Outback)
3. 189 vs Houston (2006 Liberty)

Most Pass Attempts

1. 50 vs Iowa (2009 Outback)
2. 47 vs LSU (1987 Gator)
3. 43 vs USF (2016 Birmingham)

Most Pass Completions

1. 32 vs USF (2016 Birmingham)
2. 28 vs LSU (1987 Gator)
3. 26 vs Iowa (2009 Outback)
- 26 vs West Virginia (1995 Carquest)

Most Interceptions Thrown

1. 4 vs LSU (1987 Gator)
2. 3 Five times

Most Yards Passing

1. 390 vs USF (2016 Birmingham)
2. 323 vs Houston (2006 Liberty)
3. 321 vs Wisconsin (2014 Capital One)

Most Touchdown Passes

1. 4 vs Houston (2006 Liberty)
- 4 vs Michigan (2013 Outback)
- 4 vs Wisconsin (2014 Capital One)

Most Plays

1. 84 vs LSU (1987 Gator)
2. 80 vs LSU (1987 Gator)
3. 77 vs USF (2016 Birmingham)
- 77 vs West Virginia (1995 Carquest)

Most Yards Total Offense

1. 543 vs North Carolina (2021 Duke's Mayo)
2. 512 vs Houston (2006 Liberty)
3. 481 vs USF (2016 Birmingham)

Most Penalties

1. 10 vs Iowa (2009 Outback)
2. 9 vs Houston (2006 Liberty)
3. 8 vs Ohio State (2002 Outback)

Most Yards Penalized

1. 100 vs Iowa (2009 Outback)
2. 93 vs Houston (2006 Liberty)
3. 68 vs Michigan (2018 Outback)

Opponent Team Bowl Records

Most Points Scored

1. 46 vs USF (2016 Birmingham)
2. 38 vs Missouri (2005 Independence)
3. 37 vs Pittsburgh (1980 Gator)

Most First Downs

1. 28 vs Virginia (2018 Belk)
2. 27 vs Houston (2006 Liberty)
3. 24 vs USF (2016 Birmingham)
- 24 vs Wake Forest (1946 Gator)

Most Rushing Attempts

1. 79 vs West Virginia (1969 Peach)
2. 60 vs Miami (Ohio) (1975 Tangerine)
3. 52 vs Missouri (1979 Hall of Fame)

Most Yards Rushing

1. 378 vs Wake Forest (1946 Gator)
2. 356 vs West Virginia (1969 Peach)
3. 293 vs Wisconsin (2014 Capital One)

Most Pass Attempts

1. 45 vs Michigan (2018 Outback)
2. 43 vs Missouri (2005 Independence)
3. 42 vs Oklahoma State (1984 Gator)

Most Pass Completions

1. 27 vs Houston (2006 Liberty)
2. 25 vs Michigan (2013 Outback)
- 25 vs Oklahoma State (1984 Gator)

Most Interceptions Thrown

1. 3 vs Wisconsin (2014 Capital One)
- 3 vs Pittsburgh (1980 Gator)
3. 2 Three times

Most Yards Passing

1. 392 vs Houston (2006 Liberty)
2. 341 vs Michigan (2013 Outback)
3. 324 vs Ohio State (2002 Outback)

Most Touchdown Passes

1. 3 Four times

Most Plays

1. 85 vs Oklahoma State (1984 Gator)
2. 83 vs Missouri (2005 Independence)
3. 80 vs USF (2016 Birmingham)

Most Yards Total Offense

1. 575 vs Indiana 1988 (Liberty)
2. 527 vs Houston (2006 Liberty)
3. 504 vs Missouri (2005 Independence)

Most Penalties

1. 11 vs Pittsburgh (1980 Gator)
2. 10 vs LSU (1987 Gator)
- 10 Nebraska (2012 Capital One)

Most Yards Penalized

1. 107 vs LSU (1987 Gator)
2. 87 vs Missouri (2005 Independence)
3. 73 vs Pittsburgh (1980 Gator)

South Carolina Individual Bowl Records

Rushes: 31, Kevin Harris vs North Carolina (2021 Duke's Mayo)

Yards Rushing: 182, Kevin Harris vs North Carolina (2021 Duke's Mayo)

Longest Run: 64, Connor Shaw vs Michigan (2013 Outback)

Passes Attempted: 47, Todd Ellis vs LSU (1987 Gator)

Passes Completed: 32, Jake Bentley vs USF (2016 Birmingham)

Yards Passing: 390, Jake Bentley vs USF (2016 Birmingham)

Touchdowns: 3, Ryan Brewer vs Ohio State (2001 Outback)

Points: 18, Ryan Brewer vs Ohio State (2001 Outback)

Touchdowns Passing: 4, Blake Mitchell vs Houston (2006 Liberty)

TDs Accounted For: 5, Connor Shaw vs Wisconsin (2014 Capital One)

Longest Pass Completion: 78, twice: Connor Shaw to Alshon Jeffery vs Nebraska (2012 Capital One); Dylan Thompson to Pharoah Cooper vs Miami (2014 Independence)

Pass Receptions: 14, Deebo Samuel vs USF (2016 Birmingham)

Yards Receiving: 191, Sidney Rice vs Missouri (2005 Independence)

Yards Total Offense: 381, Jake Bentley vs USF (2016 Birmingham)

Punts: 9, Rodney Price vs Indiana (1988 Liberty)

Punting Yards: 338, Rodney Price vs Indiana (1988 Liberty)

Punting Average: 47.7, Tyeler Dean vs Ohio State (2002 Outback)

Longest Punt: 70, Tyeler Dean vs Ohio State (2002 Outback)

Interceptions: 2, twice: Deandre' Eiland vs Ohio State (2001 Outback); Skai Moore vs Wisconsin (2014 Capital One)

Longest INT Return: 90, Dutch Brembs vs Wake Forest (1946 Gator)

Punt Returns: 3, 4 times, last: Chris Lammons vs Michigan (2018 Outback)

Punt Return Yards: 66, Ace Sanders vs Michigan (2013 Outback)

Longest Punt Return: 63, Ace Sanders vs Michigan (2013 Outback)

Longest Kickoff Return: 62, Shi Smith vs Virginia (2018 Belk)

Field Goals: 3, Parker White vs North Carolina (2021 Duke's Mayo)

Longest Field Goal: 49, Collin Mackie vs LSU (1987 Gator)

Longest Scoring Run: 35, Juju McDowell vs North Carolina (2021 Duke's Mayo)

Longest Scoring Pass: 78, Dylan Thompson to Pharoah Cooper vs Miami (2014 Independence)

Longest Scoring Play: 90-yard interception return, Dutch Brembs vs Wake Forest (1946 Gator)



NOTRE DAME

Head Coach.....Marcus Freeman
 Alma Mater.....Ohio State (2007)
 Notre Dame Record.....8-5 (1st year)
 Career Record.....8-5 (1st year)
 Football Contact.....Katy Lonergan
 Email.....klonerg2@nd.edu
 Cell.....785-764-9941
 Official Website.....www.und.com
 Twitter.....@NDFootball

Fighting Irish Schedule

Sept. 3 at Ohio State.....L, 10-21
 Sept. 10 vs Marshall.....L, 21-26
 Sept. 17 vs California.....W, 24-17
 Sept. 24 at North Carolina.....W, 45-32
 Oct. 1 OPEN DATE
 Oct. 8 vs BYU (in Las Vegas).....W, 28-20
 Oct. 15 vs Stanford.....L, 14-16
 Oct. 22 vs UNLV.....W, 44-21
 Oct. 29 at Syracuse.....W, 41-24
 Nov. 5 vs Clemson.....W, 35-14
 Nov. 12 at Navy.....W, 35-32
 Nov. 19 vs Boston College.....W, 44-0
 Nov. 26 at Southern California.....L, 27-38
 Dec. 30 vs South Carolina.....3:30 pm
 TaxSlayer Gator Bowl

Series Capsule

Series History.....ND leads 3-1
 In Columbia.....ND leads 2-0
 In South Bend.....Series Tied 1-1
 At Neutral Sites.....Never Met
 First Meeting (1976 in Columbia).....ND 13, SC 6
 Last Meeting (1984 in South Bend) ...SC 36, ND 32
 Beamer vs. Notre Dame.....0-0
 Freeman vs. South Carolina.....0-0

Series Superlatives

Most Points - South Carolina.....36 (1984)
 SC 36, ND 32
 Most Points - Notre Dame.....32 (1984)
 SC 36, ND 32
 Most Points - Combined.....68 (1984)
 SC 36, ND 32
 Biggest Margin Victory - S. Carolina.....4 (1984)
 SC 36, ND 32
 Biggest Margin Victory - Notre Dame.....24 (1983)
 ND 30, SC 6
 Longest Winning Streak - SC.....1 (1984)
 Longest Winning Streak - ND.....3 (1977-83)
 Current Streak.....SC has won 1 in a row

BEEN HERE, DONE THAT: If the Gamecocks have any questions about nuances of the TaxSlayer Bowl, they can ask running back **Christian Beal-Smith**. Beal-Smith rushed eight times for 23 yards in the Demon Deacons' 38-10 win over Rutgers in the 2021 TaxSlayer Gator Bowl.

GAMECOCKS VS. IRISH: The Gamecocks and Irish have met four previous times on the gridiron, but have not faced each other since 1984. Notre Dame won each of the first three meetings - a 13-6 win in Columbia in 1976, an 18-17 victory in South Bend in 1979, and a 30-6 win in Columbia in 1983. The Gamecocks exacted some revenge with a 36-32 win in South Bend during the 1984 season, the last time the two teams met.

Carolina vs. Notre Dame

| Year | Date | W/L | Score | Site |
|------|-------|-----|-------|------------|
| 1976 | 10/23 | L | 6-13 | Columbia |
| 1979 | 10/27 | L | 17-18 | South Bend |
| 1983 | 10/08 | L | 6-30 | Columbia |
| 1984 | 10/20 | W | 36-32 | South Bend |

SCOUTING THE IRISH: Notre Dame (8-4) finished the regular season ranked 21st in the CFP Rankings, 19th in the A.P. poll and 20th in the Coaches' poll. After opening the season with a pair of losses and standing at just 3-3 at the midway point, the Irish went on a five-game winning streak before falling to Southern Cal in their regular season finale.

THE HEAD COACH: Marcus Freeman is in his first season guiding the Fighting Irish. He was hired as Notre Dame's defensive coordinator and linebackers coach in January of 2021 as part of Brian Kelly's staff, then was promoted to become the 30th head coach in school history in December of 2021. He is 8-5 overall and 0-1 in bowl games after falling to Oklahoma State in the 2021 Fiesta Bowl.

COMMON OPPONENT: Both South Carolina and Notre Dame can claim a victory over Clemson this season, the only two losses the Tigers suffered in 2022. Notre Dame handed Clemson a 35-14 setback in South Bend on Nov. 5, then the Gamecocks upset the Tigers in Clemson by a 31-30 score in the regular-season finale to capture the Palmetto Bowl.

THE LAST TIME THEY MET: South Carolina stunned Notre Dame, 36-32, in South Bend on Oct. 20, 1984, achieving its best start in the school's history with a 6-0 record. The loss dropped Notre Dame to 3-4 and marked the first time since 1956 that the Irish had lost three consecutive home games. **Mike Hold** played most of the second half at quarterback in relief of **Allen Mitchell**, and led the Gamecocks from a 12-point deficit. Hold hit 5-of-9 passes for 67 yards, and ran 15 times for 72 yards. Notre Dame held a 26-14 lead, but Hold rallied South Carolina



MIKE HOLD

with a 63-yard drive topped by a 1-yard scoring run and a **Kent Hagood** 2-point conversion, cutting the lead to 26-22 with 14 minutes to play. Five minutes later, Hold dropped back to pass, evaded the rush and ran 33 yards up the middle behind a block by the wide receiver **Eric Poole** for the touchdown and a 29-26 lead. A 4-yard touchdown by **Quinton Lewis** after a Notre Dame fumble stretched the lead to 36-26.

By the Numbers

| | SC | ND |
|-----------------------|-------|-------|
| Record | 8-4 | 8-4 |
| Points/Game | 31.7 | 30.7 |
| Opp. Points/Game | 27.5 | 21.8 |
| Rushing Attempts | 389 | 486 |
| Yards Rushing/Game | 123.3 | 182.8 |
| Yards Per Rush | 3.8 | 4.5 |
| Opp. Rushing Attempts | 476 | 414 |
| Opp. Yards Rush/Game | 192.4 | 136.8 |
| Opp. Yards/Rush | 4.9 | 4.0 |
| Passes Attempted | 372 | 304 |
| Passes Completed | 250 | 192 |
| Yards Pass/Game | 257.8 | 199.9 |
| Opp. Passes Attempted | 370 | 346 |
| Opp. Passes Completed | 198 | 201 |
| Opp. Yards Pass/Game | 199.5 | 190.6 |
| Total Plays | 761 | 790 |
| Total Offense | 4573 | 4592 |
| Avg. Yards/Game | 381.1 | 382.7 |
| Avg. Yards/Play | 6.0 | 5.8 |
| Opp. Total Plays | 846 | 760 |
| Opp. Total Offense | 4703 | 3929 |
| Opp. Total Yards/Game | 391.9 | 327.4 |
| Opp. Total Yards/Play | 5.6 | 5.2 |
| 3rd Down Conv. | 39% | 46% |
| Opp. 3rd Down Conv. | 42% | 37% |
| 4th Down Conv. | 12-20 | 6-15 |
| Opp. 4th Down Conv. | 9-17 | 920 |
| Avg. Poss. Time/Game | 29:08 | 31:34 |

Carolina in the Gator

| Year | Date | W/L | Opponent | Score |
|------|-------|-----|--------------|-------|
| 1946 | 01/01 | L | Wake Forest | 14-26 |
| 1980 | 12/29 | L | Pittsburgh | 9-37 |
| 1984 | 12/28 | L | Oklahoma St. | 14-21 |
| 1987 | 12/31 | L | LSU | 13-30 |

STATE CONNECTIONS: South Carolina's redshirt junior linebacker **Bam Martin-Scott** hails from Fort Wayne, Ind. where he played at Snider High School. Notre Dame features one player from the Palmetto State. Freshman linebacker Jaylen Sneed is from Hilton Head Island and played at Hilton Head High School.

THE HOLTZ FACTOR: College Football Hall of Fame coach **Lou Holtz** coached both Notre Dame and South Carolina. He led the Irish from 1986-1996, posting a 100-30-2 record. He took the Irish to bowl games in nine consecutive seasons, while his 1988 squad went 12-0 and won the national championship. Holtz came out of retirement in 1999, taking the reins at South Carolina. His first team was winless, but his second squad went 8-4 and won the Outback Bowl over Ohio State, earning him National Coach of the Year honors. He coached the Gamecocks through the 2004 season, posting a mark of 33-37.

DID YOU KNOW?: Shane Beamer is actually 2-0 as the head coach in bowl games. He served as Virginia Tech's acting head coach in the 2014 Military Bowl win while his father, Frank Beamer, watched from the press box following throat surgery. The Hokies posted a 33-17 win over Cincinnati that day. The game was held on the campus of the U.S. Naval Academy in Annapolis, Md.



2022 SEC Standings

EASTERN DIVISION

| | SEC | PCT | PF | PA | ALL | PCT | PF | PA |
|-------------|-----|-------|-----|-----|------|-------|-----|-----|
| *Georgia | 8-0 | 1.000 | 301 | 97 | 13-0 | 1.000 | 509 | 166 |
| Tennessee | 6-2 | .750 | 347 | 215 | 10-2 | .833 | 568 | 282 |
| S. Carolina | 4-4 | .500 | 208 | 256 | 8-4 | .667 | 380 | 330 |
| Kentucky | 3-5 | .375 | 140 | 180 | 7-5 | .583 | 265 | 229 |
| Florida | 3-5 | .375 | 231 | 229 | 6-6 | .500 | 381 | 345 |
| Missouri | 3-5 | .375 | 163 | 205 | 6-6 | .500 | 306 | 300 |
| Vanderbilt | 2-6 | .250 | 127 | 318 | 5-7 | .417 | 295 | 432 |

WESTERN DIVISION

| | SEC | PCT | PF | PA | ALL | PCT | PF | PA |
|------------|-----|------|-----|-----|------|------|-----|-----|
| *LSU | 6-2 | .750 | 223 | 207 | 9-4 | .692 | 420 | 308 |
| Alabama | 6-2 | .750 | 317 | 190 | 10-2 | .833 | 489 | 216 |
| Miss State | 4-4 | .500 | 203 | 229 | 8-4 | .667 | 392 | 290 |
| Ole Miss | 4-4 | .500 | 246 | 250 | 8-4 | .667 | 410 | 290 |
| Arkansas | 3-5 | .375 | 228 | 238 | 6-6 | .500 | 368 | 345 |
| Auburn | 2-6 | .250 | 178 | 264 | 5-7 | .417 | 297 | 354 |
| Texas A&M | 2-6 | .250 | 191 | 225 | 5-7 | .417 | 273 | 254 |

*Division Champion

*SEC Champion

The SEC in Bowl Games

SRS Distribution Las Vegas Bowl

Florida vs. Oregon State
Las Vegas, Nev. - Dec. 17, 2:30 pm

Union Home Mortgage Gasparilla Bowl

Missouri vs. Wake Forest
Tampa, Fla. - Dec. 23, 6:30 pm

AutoZone Liberty Bowl

Arkansas vs. Kansas
Memphis, Tenn. - Dec. 28, 5:30 pm

TaxAct Texas Bowl

Ole Miss vs. Texas Tech
Houston, Texas. - Dec. 28, 9 pm

TaxSlayer Gator Bowl

South Carolina vs. Notre Dame
Jacksonville, Fla. - Dec. 30, 3:30 pm

Capital One Orange Bowl

Tennessee vs. Clemson
Miami, Fla. - Dec. 30, 8 pm

TransPerfect Music City Bowl

Kentucky vs. Iowa
Nashville, Tenn. - Dec. 31, Noon

Allstate Sugar Bowl

Alabama vs. Kansas State
New Orleans, La. - Dec. 31, Noon

Chick-fil-A Peach Bowl

Georgia vs. Ohio State
Atlanta, Ga. - Dec. 31, 4 or 8 pm

ReliaQuest Bowl

Mississippi State vs. Illinois
Tampa, Fla. - Jan. 2, Noon

Cheez-It Citrus Bowl

LSU vs. Purdue
Orlando, Fla. - Jan. 2, 1 pm



A South Carolina win over Notre Dame would...

- ◆ Give the Gamecocks a school-record fourth win over a ranked opponent this season. Carolina has already defeated No. 5 Tennessee, No. 7 Clemson and No. 13 Kentucky in 2022.
- ◆ Give the Gamecocks a nine-win season for the first time since 2017.
- ◆ Guarantee the Gamecocks a top-25 finish in the national polls for the first time since the 2013 season when they finished fourth in the AP poll.
- ◆ Give the Gamecocks their seventh bowl win in their last nine bowl appearances.
- ◆ Give the Gamecocks their 11th bowl win in 25 bowl games.
- ◆ Give the Gamecocks a three-game winning streak to end the season for the first time since 2013 when they won the final six games of the campaign.
- ◆ Make Shane Beamer the first coach in Carolina history to lead his team to a bowl win in each of his first two seasons.
- ◆ Give Shane Beamer his 16th win as the Gamecocks' head coach, the most wins recorded by Carolina coach in his first two seasons.

THE SHANE TRAIN: University of South Carolina second-year head coach **Shane Beamer** continues to exceed expectations. In 2021, he was named the co-winner of the Steve Spurrier First-Year Coach of the Year Award, presented by the FWAA, after leading the Gamecocks to a 7-6 campaign, a 3 1/2-game improvement from the 2-8 record posted in 2020. This season, the Gamecocks were pegged for fifth in the SEC Eastern Division by the media pundits at the SEC Media Days. Once again, the team exceeded expectations, finishing third in the division while recording eight regular-season wins. With 15 wins through his first two campaigns, Coach Beamer is tied with Joe Morrison, Steve Spurrier and Will Muschamp for the most wins in his first two seasons at Carolina.

| Head Coach | Years | Year 1 | Year 2 | Total |
|---------------------|----------------|------------|------------|--------------|
| Joe Morrison | 1983-84 | 5-6 | 10-2 | 15-8 |
| Steve Spurrier | 2005-06 | 7-5 | 8-5 | 15-10 |
| Will Muschamp | 2016-17 | 6-7 | 9-4 | 15-11 |
| Shane Beamer | 2021-22 | 7-6 | 8-4 | 15-10 |
| C.R. Williams | 1902-03 | 6-1 | 8-2 | 14-3 |

BREAKING NEW GROUND: Shane Beamer is the third Carolina coach to take his team to a bowl game in each of his first two seasons, joining Steve Spurrier and Will Muschamp. Following last year's Duke's Mayo Bowl win over North Carolina, Coach Beamer would become the first coach to post a bowl victory in each of his first two seasons with a Gator Bowl win over Notre Dame. Coach Spurrier's 2005 team lost to Missouri in the 2005 Independence Bowl before defeating Houston in the 2006 Liberty Bowl. Coach Muschamp's squad lost to USF in the 2016 Birmingham Bowl before topping Michigan in the Outback Bowl the following year.

NOTABLE WINS: The Gamecocks posted wins over three ranked opponents during the 2022 season, defeating No. 13 Kentucky in Lexington, No. 5 Tennessee in Columbia and No. 7 Clemson in Clemson. Carolina had lost six-straight games to ranked opponents before putting together its current three-game winning streak. The wins over Tennessee and Clemson were the first back-to-back wins over top-10 ranked opponents in school history. In addition, the Gamecocks logged their first win in nine tries over Texas A&M, won at Kentucky for the first time since 2012 and defeated Clemson for the first time since 2013.

RARE AIR: South Carolina is one of just seven schools to beat AP Top-10 opponents in consecutive weeks as an unranked team in both games. The 2022 Gamecocks were the first to accomplish the feat since Auburn in 2003. Others include Missouri (1972), Oklahoma (1968), Kentucky (1964), Michigan State (1963) and Illinois (1959).

OVERRATED: The Gamecocks have tied their school record for wins over a ranked opponent with three this season, knocking off No. 13 Kentucky, No. 5 Tennessee and No. 7 Clemson. A win over No. 19 Notre Dame would set a new standard. Three wins over ranked opponents has happened six times in school history. This year marks the first time the trio of opponents have all been ranked in the top-15 at the time of the game:

| Year | Opponents (Rank) |
|-------------|--|
| 2000 | Georgia (9), Miss. State (25), Ohio St. (19) |
| 2001 | Georgia (25), Miss. State (17), Ohio St. (22) |
| 2010 | Georgia (22), Alabama (1), Florida (24) |
| 2012 | Georgia (5), Clemson (12), Michigan (19) |
| 2013 | Missouri (5), Clemson (6), Wisconsin (19) |
| 2022 | Kentucky (13), Tennessee (5), Clemson (7) |

EIGHT IS NOT ENOUGH: The Gamecocks have won eight games this season. It marks the 15th time in school history that Carolina has won eight or more games in a season, nine of which have come in this century, most recently in 2017. Carolina posted a school-record 11 wins in three-straight seasons from 2011-13. The Gamecocks will be looking for their ninth victory of the season in the TaxSlayer Gator Bowl, something that has been done just seven times previously.

11 wins - 3 times (2011, 2012, 2013)

10 wins - 1 time (1984)

9 wins - 3 times (2001, 2010, 2017)

8 wins - 8 times (1903, 1979, 1980, 1987, 1988, 2000, 2006, **2022**)

THEY REMEMBER NOVEMBER: South Carolina turned its season-ending "Orange Crush" slate into "Orange Hush" with a pair of wins over nationally-ranked Tennessee and Clemson in the final two games of the regular season. Carolina put together arguably the best offensive game in school history in a 63-38 rout of No. 5 Tennessee in Columbia on No. 19. The Gamecocks scored touchdowns on nine of 10 possessions with one punt. Two other possessions ended when the clock ran out in each half. The Gamecocks then went to Clemson and overcame an early 14-point deficit to upset the seventh-ranked Tigers, 31-30. Here are the top wins in school history based on the A.P. rankings:

| BEST WINS IN SOUTH CAROLINA HISTORY | | | | |
|-------------------------------------|-----------------|---------------------|----------|--------------|
| No. | Date | Opponent | AP Rank | Score |
| 1. | 10/09/10 | vs Alabama | 1 | 35-21 |
| 2. | 10/24/81 | at North Carolina | 3 | 31-13 |
| | 10/12/19 | at Georgia | 3 | 20-17 |
| 4. | 09/24/09 | vs Ole Miss | 4 | 16-10 |
| 5. | 10/06/12 | vs Georgia | 5 | 35-7 |
| | 10/26/13 | at Missouri | 5 | 27-24 |
| | 11/19/22 | vs Tennessee | 5 | 63-38 |
| 8. | 09/24/88 | vs Georgia | 6 | 23-10 |
| | 09/13/14 | vs Georgia | 6 | 38-35 |
| 10. | 11/26/22 | at Clemson | 7 | 31-30 |



National Polls

Associated Press

| | | | |
|-----|-----------------------|------------|------------|
| 1. | Georgia (62) | 13-0 | 1574 |
| 2. | Michigan (1) | 13-0 | 1513 |
| 3. | TCU | 12-1 | 1430 |
| 4. | Ohio State | 11-1 | 1398 |
| 5. | Alabama | 10-2 | 1285 |
| 6. | Tennessee | 10-2 | 1233 |
| 7. | Utah | 10-3 | 1110 |
| 8. | Southern California | 11-2 | 1068 |
| 9. | Penn State | 10-2 | 1063 |
| 10. | Clemson | 11-2 | 1042 |
| 11. | Kansas State | 10-3 | 1032 |
| 12. | Washington | 10-2 | 933 |
| 13. | Florida State | 9-3 | 708 |
| 14. | Tulane | 11-2 | 681 |
| 15. | Oregon | 9-3 | 670 |
| 16. | LSU | 9-4 | 660 |
| 17. | Oregon State | 9-3 | 644 |
| 18. | UCLA | 9-3 | 570 |
| 19. | Notre Dame | 8-4 | 394 |
| 20. | South Carolina | 8-4 | 382 |
| 21. | Texas | 8-4 | 305 |
| 22. | UTSA | 11-2 | 227 |
| 23. | Troy | 11-2 | 158 |
| 24. | Mississippi State | 8-4 | 119 |
| 25. | NC State | 8-4 | 59 |

AFCA Coaches

| | | | |
|-----|-----------------------|------------|------------|
| 1. | Georgia (59) | 13-0 | 1523 |
| 2. | Michigan (2) | 13-0 | 1466 |
| 3. | Ohio State | 11-1 | 1359 |
| 4. | TCU | 12-1 | 1353 |
| 5. | Alabama | 10-2 | 1282 |
| 6. | Tennessee | 10-2 | 1116 |
| 7. | Penn State | 10-2 | 1074 |
| 8. | Southern California | 11-2 | 1054 |
| 9. | Kansas State | 10-3 | 1050 |
| 10. | Utah | 10-3 | 1044 |
| 11. | Clemson | 11-2 | 1003 |
| 12. | Washington | 10-2 | 864 |
| 13. | Florida State | 9-3 | 741 |
| 14. | Oregon | 9-3 | 661 |
| 15. | LSU | 9-4 | 635 |
| 16. | Oregon State | 9-3 | 629 |
| 17. | Tulane | 11-2 | 591 |
| 18. | UCLA | 9-3 | 541 |
| 19. | South Carolina | 8-4 | 354 |
| 20. | Notre Dame | 8-4 | 323 |
| 21. | Texas | 8-4 | 300 |
| 22. | UTSA | 11-2 | 206 |
| 23. | Mississippi State | 8-4 | 139 |
| 24. | Troy | 11-2 | 132 |
| 25. | North Carolina | 9-4 | 95 |

IT'S A MAJOR AWARD: South Carolina was selected as the Cheez-It Bowl National Team of the Week as selected by the Football Writers Association of America (FWAA) after its win over Tennessee. It marked the fifth time since 2002 that the Gamecocks have been honored as the National Team of the Week. Previous recognitions came after wins over Tennessee (2005), Florida (2005), Alabama (2010) and Georgia (2019). **Shane Beamer** was recognized as the Bobby Dodd National Coach of the Week for the second time this season for the win over the Vols. He was also recognized after Carolina defeated Kentucky in Lexington.

MAKING A POINT: The Gamecocks had a record-setting performance in their 63-38 win over No. 5 Tennessee on Nov. 19:

◆ It was the second-highest point total scored by Carolina in an SEC game behind only the 65 tallied against Mississippi State in 1995.

◆ It was the most points by a Carolina team against a top-5 opponent. The previous high was 35, done several times, most recently against No. 2 Clemson in 2018.

◆ It was the most points scored by an unranked team against an A.P. top-5 opponent in the poll era (since 1936).

◆ It was the most points by an unranked SEC team vs a ranked SEC team ever in regulation.

◆ It was the most points ever allowed by Tennessee in an SEC game.

◆ In addition, the Gamecocks logged 35 first downs. That set a new school single-game record, surpassing the old mark of 34, set against Mississippi State in 1995 and matched against Vanderbilt in 2001.

STREAK BUSTERS: South Carolina broke a number of Clemson streaks with its 31-30 victory over the Tigers on Nov. 26:

◆ Clemson had won 40 consecutive home games dating to the 2016 season, tied for the eighth longest home winning streak in FBS college history and the longest by since 1991-98 (Nebraska-47). It ended the fourth-longest home winning streak in college football history by one coach.

◆ Ended Clemson's 34-game home winning streak against Power-5 Conference schools.

◆ Ended Clemson's 26-game home non-conference winning streak. South Carolina has the victory at both ends of that streak, having beaten the Tigers at Death Valley in 2012.

◆ Ended Clemson's streak of 72-consecutive wins when gaining at least 200 yards rushing. The streak dated to the 2009 season.

◆ Ended Clemson's 67-game winning streak when leading going into the fourth quarter.

◆ Ended Clemson's 63-game winning streak when recording more first downs.

◆ Ended Clemson's seven-game winning streak in the series.

NEVER SAY NEVER: The Gamecocks overcame a 14-point deficit to defeat Clemson, 31-30 in the final regular season game. It marked the third time in two seasons that Carolina has overcome a 14-point deficit to win a game, doing so against both East Carolina and Auburn during the 2021 campaign.

ROAD WARRIORS: The Gamecocks won three road games in 2022, posting road wins at No. 13 Kentucky, at Vanderbilt, and at No. 7 Clemson. They had not won three true road games in a season since the 2013 season.

IT JUST MEANS MORE: The Gamecocks are 40-12 in their last 52 non-conference games, a .769 winning percentage, with seven of the 12 losses coming against Clemson. The Gamecocks are 4-0 against non-conference foes this season after wins over Georgia State, Charlotte, South Carolina State and Clemson. Under head coach Shane Beamer, the Gamecocks are 8-1 in non-conference games.

NO NAIL BITING HERE: The Gamecocks have played just two games that were decided by a touchdown or less, a 34-28 win over Texas A&M, and the Aggies had to score with just 10 seconds left to make that a one-score game, and a 31-30 win at Clemson. The only other contest that was decided by 10 points or less was a 24-14 win over Kentucky. The average margin of victory in the Gamecocks' 12 games played is 20.8 points.

NEVER LOOK BACK: The Gamecocks are 7-0 this season when scoring first and 12-1 when scoring first in the Shane Beamer Era. Oddly, in its eight SEC contests this season, Carolina was not involved in a game in which there was a lead change.

TURNOVERS WIN GAMES: After recording just one takeaway through the season's first three games while posting a 1-2 record, Carolina recorded 10 turnovers in its next four contests, all wins, including back-to-back three-interception games versus Charlotte and South Carolina State, marking the first time since 2013 that they recorded three INTs in back-to-back games. The Gamecocks are 7-0 when winning or breaking even in the turnover battle and 1-4 when committing more turnovers.

| | TO Gained | TO Lost | +/- |
|--------------|-----------|-----------|-----------|
| 8 Wins | 19 | 14 | +5 |
| 4 Losses | 1 | 11 | -10 |
| Total | 20 | 25 | -5 |

THE STATE OF OUR DEFENSE: In their last game, the Gamecocks started nine players on defense who graduated from South Carolina high schools. The only outliers were LB Sherrod Greene (North Carolina) and EDGE Gilber Edmond (Florida).

IN THE POLLS: South Carolina is ranked 20th in the latest AP poll. It's the highest the Gamecocks have been ranked since they were No. 13 in September of 2014. With a TaxSlayer Bowl win over Notre Dame, the Gamecocks would assure themselves of finishing in the AP Top-25 for the first time since they were ranked No. 4 at the end of the 2013 season, their highest finish ever.

A LITTLE HISTORY: 2022 marks the 129th season of intercollegiate football at the University of South Carolina, dating back to 1892. It is the 116th consecutive year in which Carolina has competed on the gridiron. The University did not field a team in either 1893 or 1906. Carolina owns an all-time record of 629-605-44, a .509 winning percentage.

THEY COME TO SEE THE GAMECOCKS PLAY: South Carolina sold out all six of its Saturday home games this season, generating crowds of 78,297 in the season opener against Georgia State, 78,212 against top-ranked Georgia, 77,982 versus Charlotte, 77,837 against Texas A&M, 77,578 versus Missouri and a season-high 79,041 versus Tennessee. The only home game not sold out this season was the South Carolina State game, which was moved from Saturday to Thursday earlier that week due to Hurricane Ian. The Gamecocks rank 16th in the country in average attendance at 75,785.



Career Start Chart

| Player | '17 | '18 | '19 | '20 | '21 | '22 | All |
|----------------------|-----|------|-----|-----|-----|-----|-----|
| Jovaughn Gwyn | - | RS | 11 | 10 | 13 | 12 | 46 |
| Dylan Wonnum | - | 7 | 7 | 10 | 6 | 10 | 40 |
| Sherrod Greene | 2 | 13 | 9 | 1 | 3 | 10 | 38 |
| Eric Douglas | RS | 0 | 1 | 10 | 13 | 12 | 36 |
| R.J. Roderick | - | 5 | 11 | 6 | 11 | 1 | 34 |
| Zacch Pickens | - | - | 0 | 7 | 13 | 12 | 32 |
| Brad Johnson | 0 | 2 | RS | 1 | 13 | 10 | 26 |
| Jalen Brooks | - | W | W | 4 | 6 | 12 | 22 |
| Darius Rush | - | RS | 0 | 0 | 12 | 9 | 21 |
| Josh Vann | - | 1 | 3 | 4 | 12 | 0 | 20 |
| Xavier Legette | - | - | 3 | 6 | 4 | 6 | 19 |
| Cam Smith | - | - | RS | 3 | 7 | 9 | 19 |
| Jakai Moore | - | - | 2 | 6 | 3 | 7 | 18 |
| Vershon Lee | - | - | - | 1 | 9 | 7 | 17 |
| Jaylen Nichols | - | - | 4 | 0 | 7 | 6 | 17 |
| Marcellas Dial | - | - | JC | JC | 7 | 9 | 16 |
| Jordan Burch | - | - | - | 0 | 1 | 12 | 13 |
| Spencer Rattler | - | - | OK | OK | OK | 12 | 12 |
| Jaheim Bell | - | - | - | 0 | 5 | 6 | 11 |
| Nick Emmanwori | - | - | - | - | - | 11 | 11 |
| Tonka Hemingway | - | - | - | 3 | 0 | 8 | 11 |
| Gilber Edmond | - | - | - | RS | 0 | 10 | 10 |
| DQ Smith | - | - | - | - | - | 10 | 10 |
| Austin Stogner | - | - | OK | OK | OK | 10 | 10 |
| T. Wannamaker | - | - | - | RS | 7 | 3 | 10 |
| Dakereon Joyner | - | RS | 0 | 2 | 7 | 0 | 9 |
| Nate Adkins | - | ET | ET | ET | ET | 8 | 8 |
| MarShawn Lloyd | - | - | - | RS | 0 | 8 | 8 |
| Devonni Reed | CM | CM | CM | CM | CM | 7 | 7 |
| David Spaulding | - | - | RS | GSO | 5 | 2 | 7 |
| Luke Doty | - | - | - | 2 | 4 | 0 | 6 |
| Mohamed Kaba | - | - | RS | 3 | 0 | 2 | 5 |
| Antwane Wells Jr. | - | - | - | JM | JM | 5 | 5 |
| M.J. Webb | RS | 0 | 0 | 2 | 0 | 2 | 4 |
| Ahmarean Brown | - | - | GT | GT | 1 | 2 | 3 |
| Trai Jones | - | - | - | RS | 0 | 3 | 3 |
| Juju McDowell | - | - | - | - | 2 | 1 | 3 |
| Hot Rod Fitten | - | - | RS | 2 | 0 | 0 | 2 |
| Alex Huntley | - | - | - | RS | 0 | 2 | 2 |
| Traevon Kenion | - | - | RS | 0 | 2 | 0 | 2 |
| Hank Manos | - | 1/RS | 1 | 0 | 0 | 0 | 2 |
| Jordan Strachan | GST | GST | GST | GST | 0 | 2 | 2 |
| Debo Williams | - | - | - | D | 0 | 2 | 2 |
| Christian Beal-Smith | - | WF | WF | WF | WF | 1 | 1 |
| Wyatt Campbell | - | 0 | 0 | 0 | 0 | 1 | 1 |
| O'Donnell Fortune | - | - | - | RS | 0 | 1 | 1 |
| B.J. Gibson | - | - | N | N | 0 | 1 | 1 |

Note: South Carolina Starts Only

RS-Redshirt

JC-Junior College

CM-Central Michigan

D-Delaware

ET-East Tennessee State

GSO-Georgia Southern

JM-James Madison

OK-Oklahoma

GST-Georgia State

GT-Georgia Tech

N-Navy

WF-Wake Forest

W-Wingate

SUPER SENIORS: The Gamecocks list nine players (not including transfers) whose eligibility would have expired had not the NCAA allowed the 2020 season to be a "free" year. Those "Super Seniors" are WR **Jalen Brooks**, OL **Eric Douglas**, LB **Sherrod Greene**, LB **Brad Johnson**, EDGE **Jordan Strachan**, WR **Chad Terrell**, WR **Josh Vann**, DL **M.J. Webb** and OL **Dylan Wonnum**.

FOR STARTERS: The Gamecocks have used 41 different starters on offense (20) and defense (21) in 2022, ranking in a tie for 11th in the FBS in number of players making starts this season.

EVERY TIME OUT: Six players have started every game this season, including WR **Jalen Brooks**, OC **Eric Douglas**, OG **Jovaughn Gwyn**, QB **Spencer Rattler**, EDGE **Jordan Burch** and DT **Zacch Pickens**.

ONE FOR THE THUMB: With the NCAA COVID rule allowing for an extra year, four Gamecocks - OL **Eric Douglas**, LB **Brad Johnson**, WR **Josh Vann** and OL **Dylan Wonnum** - will have earned five letters during their careers.

TOTING THE SHEEPSKIN: The Gamecocks have 20 players in the TaxSlayer Gator Bowl who have their college degrees in hand. Ten players who wore the SEC Graduate patch in the 2021 Duke's Mayo Bowl returned for the 2022 season and are still on the roster, including **Wyatt Campbell**, **Eric Douglas**, **Sherrod Greene**, **Brad Johnson**, **Tyreek Johnson**, **Dakereon Joyner**, **Hank Manos**, **Jordan Strachan**, **Chad Terrell** and **M.J. Webb**. **Jovaughn Gwyn** and **Jaylen Nichols** graduated in May. December 2022 grads included **Ahmarean Brown**, **Terrell Dawkins**, **Marcellas Dial**, **Hot Rod Fitten**, and **Josh Vann**. In addition, **Nate Adkins** (East Tennessee State), **Christian Beal-Smith** (Wake Forest), and **Dante Miller** (Columbia) have degrees from other institutions.

LOOKING AHEAD: The Gamecocks open the 2023 season in Charlotte against North Carolina on Saturday, Sept. 2. Carolina will finish the 2023 regular season with four home games during the month of November. Here is the Gamecocks' 2023 football slate:

| | |
|--------------|----------------------------------|
| September 2 | vs North Carolina (in Charlotte) |
| September 9 | FURMAN |
| September 16 | at Georgia* |
| September 23 | MISSISSIPPI STATE* |
| September 30 | at Tennessee* |
| October 14 | FLORIDA* |
| October 21 | at Missouri* |
| October 28 | at Texas A&M* |
| November 4 | JACKSONVILLE STATE |
| November 11 | VANDERBILT* |
| November 18 | KENTUCKY* |
| November 25 | CLEMSON |

Offense

YOU'LL MISS ME WHEN I'M GONE: The Gamecocks will be playing the 2022 TaxSlayer Gator Bowl without the services of their offensive coordinator, **Marcus Satterfield**. Satt took a similar position on Matt Rhule's staff at Nebraska following the regular season.

COMING SOON: **Dowell Loggains** was selected as the offensive coordinator/quarterbacks coach who will replace Marcus Satterfield. Loggains, 42, spent the past two seasons as the tight ends coach at Arkansas after spending the previous 16 years (2005-2020) in the NFL with six different organizations, primarily as a quarterbacks coach, including seven seasons as an offensive coordinator. He served as either an OC or quarterbacks coach for the Tennessee Titans (2010-13), Cleveland Browns (2014), Chicago Bears (2015-17), Miami Dolphins (2018) and New York Jets (2019-20). Loggains will not coach in the TaxSlayer Gator Bowl.

30-SOMETHING: The Gamecocks have tallied 30 or more points in eight games this season. They scored 30 or more just three times in 13 games in 2021. The last time they scored 30 or more points eight times in a season was in 2014.

TRENDING POSITIVELY: The Gamecock offense showed improvement in Year 2 over Year 1 in the Shane Beamer Era. Here's where the Gamecocks rank in the SEC and nationally on offense:

| Category | 2021 | 2022 |
|--------------------|----------------|----------------|
| Scoring Offense | 22.6 (13/104) | 31.7 (8/45) |
| Rushing Offense | 135.6 (11/93) | 123.3 (12/100) |
| Passing Offense | 201.2 (13/95) | 257.8 (6/42) |
| Passing Efficiency | 133.68 (10/74) | 147.80 (6/31) |
| 3rd Down Pct. | .351 (13/103) | .393 (8/64) |
| Total Offense | 336.8 (13/111) | 381.1 (9/76) |

QB BOWL WINS: South Carolina is one of only two schools in the country, along with Utah State, that has two players on its 2022 roster that have won a bowl game as a starting quarterback. South Carolina features **Spencer Rattler** (2020 Cotton Bowl) and **Dakereon Joyner** (2021 Duke's Mayo Bowl).

QB1: Spencer Rattler is the Gamecocks' number one signal-caller. Rattler, who was the Joe Morrison Player of the Spring for the offense after transferring from Oklahoma, is 235-for-353 (66.6 percent) for 2,780 yards with 16 touchdowns and 11 interceptions this season. He owns two of the top 13 single-game passing games in school history, with the fourth-highest mark against Tennessee at 438 and the 13th-highest total at Arkansas with 377. He threw a school-record six touchdown passes against Tennessee. Following the season, he was selected as one of five Rex Enright permanent team captains and shared the Steve Wadiak Team MVP Award with Zacch Pickens.

SPENCER FOR HIRE: **Spencer Rattler** has appeared in 35 games during his collegiate career at Oklahoma and South Carolina, posting a 23-6 record as a starter, including an 8-4 mark with the Gamecocks. He has completed 68.7 percent of his career passes (596-for-868) for 7,375 yards with 56 touchdowns and 23 interceptions.

HOT OF LATE: **Spencer Rattler** finished the regular season as hot as any quarterback in the country. He engineered wins over No. 5 Tennessee and No. 7 Clemson by completing 55-of-76 passes (72.4 pct.) for 798 yards and eight touchdowns with two interceptions.

THE BEST GAME EVER?: **Spencer Rattler** had maybe the best game by a quarterback in school history in the win over Tennessee. Rattler completed 30-of-37 passes for 438 yards and a school-record six TDs with no picks. The 30 completions, 438 yards and six TDs were all career highs. Rattler was selected as the Walter Camp National Offensive Player of the Week, the CFPA National Performer of the Week and the co-SEC Offensive Player of the Week for his efforts.

400 TIMES SEVEN: Gamecock quarterbacks have thrown for 400 yards in a game seven times. **Spencer Rattler's** 438-yard performance against Tennessee was the fourth-highest single game total in school history.

SINGLE-GAME PASSING YARDS

1. Jake Bentley at Clemson (11/24/18)..... 510
2. Steve Taneyhill vs. Mississippi St. (10/14/95)..... 473
3. Steve Taneyhill vs. East Carolina (10/8/94)..... 451
4. **Spencer Rattler vs Tennessee (11/19/22)..... 438**
5. Todd Ellis vs. East Carolina (10/24/87)..... 425
6. Steve Taneyhill vs. Georgia (9/2/95)..... 405
7. Dylan Thompson at Auburn (10/25/14)..... 402



SIX FOR SIX: **Spencer Rattler** tossed a school record six touchdown passes in the win over Tennessee. He connected with **Josh Vann** (60 and 18 yards) and **Jaheim Bell** (19 and 2) twice each, and with **Juju McDowell** (11) and **Jalen Brooks** (20),

SINGLE-GAME TOUCHDOWN PASSES

| | |
|---|---|
| 1. Spencer Rattler vs Tennessee (11/19/22) | 6 |
| 2. Tommy Suggs vs. Virginia (11/2/68)..... | 5 |
| Jeff Grantz vs. Clemson (11/22/75)..... | 5 |
| Steve Taneyhill vs. Louisiana Tech (9/16/95)..... | 5 |
| Steve Taneyhill vs. Vanderbilt (10/21/95)..... | 5 |
| Syvelle Newton vs. Florida Atlantic (9/23/06)..... | 5 |
| Dylan Thompson at Auburn (10/25/14)..... | 5 |
| Jake Bentley at Clemson (11/24/18)..... | 5 |

THROWING FOR 300: **Spencer Rattler** eclipsed the 300-yard passing mark three times this season, throwing for 377 at Arkansas, 438 vs. Tennessee and 360 at Clemson. He is the seventh Gamecock quarterback to throw for 300 yards in a game three or more times in a season. Steve Taneyhill has the record with six in 1995. Todd Ellis did it twice (5 in 1987 and 3 in 1986). Stephen Garcia had four in 2009. Dylan Thompson (2014), Jake Bentley (2018) and Ryan Hilinski (2019) each accomplished the feat three times.

CLIMBING THE CHARTS: Here's where **Spencer Rattler's** 2022 season ranks in Carolina single-season school history:

SINGLE-SEASON PASSING YARDS

| | |
|--|--------------|
| 1. Dylan Thompson (2014)..... | 3,564 |
| 2. Todd Ellis (1987)..... | 3,206 |
| 3. Jake Bentley (2018)..... | 3,171 |
| 4. Steve Taneyhill (1995)..... | 3,094 |
| 5. Stephen Garcia (2010)..... | 3,059 |
| 6. Todd Ellis (1986)..... | 3,020 |
| 7. Stephen Garcia (2009)..... | 2,862 |
| 8. Jake Bentley (2017)..... | 2,794 |
| 9. Spencer Rattler (2022) | 2,780 |
| 10. Bobby Fuller (1991)..... | 2,524 |

SINGLE-SEASON PASS ATTEMPTS

| | |
|---|------------|
| 1. Dylan Thompson (2014)..... | 451 |
| 2. Todd Ellis (1987)..... | 432 |
| Stephen Garcia (2009)..... | 432 |
| 4. Ryan Hilinski (2019)..... | 406 |
| 5. Jake Bentley (2017)..... | 394 |
| 6. Todd Ellis (1988)..... | 391 |
| 7. Steve Taneyhill (1995)..... | 389 |
| 8. Jake Bentley (2018)..... | 388 |
| 9. Steve Taneyhill (1994)..... | 367 |
| 10. Spencer Rattler (2022) | 353 |

SINGLE-SEASON PASS COMPLETIONS

| | |
|--|------------|
| 1. Dylan Thompson (2014)..... | 270 |
| 2. Steve Taneyhill (1995)..... | 261 |
| 3. Steve Taneyhill (1994)..... | 257 |
| 4. Jake Bentley (2017)..... | 245 |
| 5. Todd Ellis (1987)..... | 241 |
| 6. Jake Bentley (2018)..... | 240 |
| 7. Stephen Garcia (2009)..... | 239 |
| 8. Ryan Hilinski (2019)..... | 236 |
| 9. Spencer Rattler (2022) | 235 |
| 10. Stephen Garcia (2010)..... | 224 |

SINGLE-SEASON COMPLETION PERCENTAGE (Min. 100 attempts)

| | |
|--|--------------------------|
| 1. Connor Shaw (2012)..... | 67.5 (154 of 228) |
| 2. Steve Taneyhill (1995)..... | 67.1 (261 of 389) |
| 3. Blake Mitchell (2006)..... | 66.8 (135 of 202) |
| 4. Spencer Rattler (2022) | 66.6 (235 of 353) |
| 5. Jake Bentley (2016)..... | 65.8 (125 of 190) |
| 6. Connor Shaw (2011)..... | 65.4 (123 of 188) |
| 7. Stephen Garcia (2010)..... | 64.2 (224 of 349) |
| 8. Connor Shaw (2013)..... | 63.4 (180 of 284) |
| 9. Dondrial Pinkins (2004)..... | 63.0 (68 of 108) |
| 10. Steve Taneyhill (1994)..... | 62.9 (231 of 367) |

SINGLE-SEASON PASSING TOUCHDOWNS

| | |
|---|-----------|
| 1. Steve Taneyhill (1995)..... | 29 |
| 2. Jake Bentley (2018)..... | 27 |
| 3. Dylan Thompson (2014)..... | 26 |
| 4. Connor Shaw (2013)..... | 24 |
| 5. Todd Ellis (1986)..... | 20 |
| Steve Taneyhill (1994)..... | 20 |
| Stephen Garcia (2010)..... | 20 |
| 8. Anthony Wright (1997)..... | 18 |
| Jake Bentley (2017)..... | 18 |
| 10. Blake Mitchell (2005)..... | 17 |
| Stephen Garcia (2009)..... | 17 |
| Connor Shaw (2012)..... | 17 |
| 13. Spencer Rattler (2022) | 16 |

SEC, SEC: **Spencer Rattler's** strong finish moved him up the statistical charts in the SEC. He finished the regular season ranked 10th in total offense (233.25), 10th in touchdowns accounted for (19), sixth in passing yards per game (231.67), eighth in passing efficiency (141.45), fifth in passing yards (2,780), fifth in pass attempts (353), fourth in pass completions (235), sixth in pass completion pct. (66.57) and 10th in passing touchdowns (16).

DOTY IN THE BULLPEN: Junior **Luke Doty** was the projected starting quarterback a year ago, but foot injuries derailed his season. The Myrtle Beach, S.C. product is fully healthy and has appeared in four games in 2022, completing 10-of-14 passes (71.4 pct.) for 146 yards with two touchdowns and two interceptions. He also has a rushing TD. With four games played this season, Doty is a beneficiary of the new NCAA rule that allows players to participate in the bowl game without it counting against them, so he will be able to retain his redshirt season should he enter the TaxSlayer Bowl. Doty has completed 61.0 percent of his passes (139-for-228) with nine touchdowns and eight interceptions in 17 career games. He is 2-4 as a starter.

JOYNER JOINS IN: The starting quarterback and the MVP of the 2021 Duke's Mayo Bowl, **Dakereon Joyner** showcased his talents in several capacities. Most recently, he has been used more often in the backfield, taking direct snaps from center, in addition to his duties at wide receiver. He is 2-for-2 passing this season for 83 yards and a touchdown and has rushed 11 times for 48 yards with a pair of TDs to go with his five catches for 85 yards and a score. Going back to the 2021 bowl win over North Carolina, Joyner has completed his last 11 passes for 243 yards and two touchdowns. For his career, Joyner has completed 28-of-41 passes (68.3 pct.) for 412 yards with two touchdowns and no interceptions. He has also rushed 63 times for 317 yards and four TDs, and has caught 42 passes for 407 yards and three scores. For his willingness to contribute wherever there is a need, including special teams, Joyner was recognized with the "Above All Else" Award at the 2022 Senior Banquet.

BACKFIELD IN MOTION: The Gamecocks used an array of running backs in 2022. **MarShawn Lloyd** did the bulk of the work through much of the season, but was limited towards the end of the year with a deep thigh bruise. **Christian Beal-Smith**, a transfer from Wake Forest, had some moments, but was plagued throughout much of the year with a foot injury. **Juju McDowell** has quickness and is elusive, but his smaller frame limits his opportunities. With the injuries, the Gamecocks turned to tight end **Jaheim Bell** late in the season to handle some of the work. Both Lloyd and Bell turned in paperwork for the transfer portal and will not play in the bowl game.

TUNE IN TO CBS: **Christian Beal-Smith** joined the running back corps in 2022 as a grad transfer from Wake Forest. He rushed for 1,871 yards over four seasons with the Demon Deacons. He was limited to eight games during the regular season due to injury but has had some success, carrying nine times for 55 yards and two scores against Charlotte and three times for a season-high 56 yards, including a season-best 52-yard TD run at Vanderbilt. For the season he has 36 carries for 148 yards with five rushing touchdowns.

JUJU ON THE FIELD: **Juju McDowell** was a Freshman All-SEC performer a year ago as an all-purpose back and return specialist. He is third on the squad with 56 carries for 191 yards and two touchdowns and has added 21 catches for 192 yards and a score, including a 65-yard reception at Clemson. In addition, he has five kickoff returns for 80 yards.

WELLS CAN GO FAR: Wide receiver **Antwane "Juice" Wells Jr.**, a junior transfer from James Madison, has become a favorite target for quarterback **Spencer Rattler**. Wells has been targeted 83 times for a team-leading 63 receptions and 898 yards, a 14.3-yard average, with six scores. He has more receptions (63) than the next two Gamecocks (**Jalen Brooks**-33; **Jaheim Bell**-25) have combined (58) and has more receiving yards (898) than the next two Gamecocks have combined (**Jalen Brooks**-504; **Josh Vann**-296) have combined (800).

2022 Carolina Rankings

| Category | Avg./No. | SEC | NCAA |
|--------------------------|----------|-----|------|
| Scoring Offense | 31.7 | 8 | 45 |
| Rushing Offense | 123.3 | 12 | 100 |
| Passing Offense | 257.8 | 6 | 42 |
| Passing Efficiency | 147.80 | 6 | 31 |
| Total Offense | 381.1 | 9 | 76 |
| Scoring Defense | 27.5 | 10 | 78 |
| Rushing Defense | 192.4 | 13 | 113 |
| Passing Defense | 199.5 | 4 | 27 |
| Pass Eff. Defense | 120.11 | 6 | 26 |
| Total Defense | 391.9 | 9 | 79 |
| Kickoff Returns | 25.05 | 2 | 6 |
| Opp. Kickoff Returns | 17.22 | 3 | 23 |
| Punt Returns | 18.33 | 1 | 3 |
| Opp. Punt Returns | 4.47 | 4 | 31 |
| Net Punting | 43.27 | 2 | 5 |
| Fumbles Recovered | 8 | 8 | 44 |
| Fumbles Lost | 12 | 11 | 117 |
| Passes Intercepted | 12 | 2 | 29 |
| Passes Had Intercepted | 13 | 14 | 105 |
| Turnovers Gained | 20 | 3 | 33 |
| Turnovers Lost | 25 | 14 | 122 |
| Turnover Margin | -0.42 | 13 | 103 |
| Sacks | 1.50 | 13 | 110 |
| Sacks Allowed | 2.33 | 10 | 82 |
| Tackles for Loss | 4.50 | 13 | 115 |
| Tackles for Loss Allowed | 7.50 | 13 | 116 |
| 3rd Down Percentage | .393 | 8 | 64 |
| Opp. 3rd Down Pct. | .417 | 11 | 96 |
| 4th Down Percentage | .600 | 4 | 28 |
| Opp. 4th Down Pct. | .529 | 12 | 78 |
| Penalties/Game | 6.83 | 10 | 96 |
| Penalty Yards/Game | 63.00 | 12 | 112 |
| Time of Possession | 29:08 | 10 | 82 |



Preseason Accolades

Jaheim Bell

Athlon Second-Team All-SEC
Coaches Third-Team All-SEC
SEC Media Third-Team All-SEC
John Mackey Award Watch List

Jordan Burch

Coaches Fourth-Team All-SEC

Sherrod Greene

Butkus Award Watch List

Jovaughn Gwyn

Athlon Fourth-Team All-SEC
Campbell Trophy Semifinalist

Dakereon Joyner

Athlon Fourth-Team All-SEC (AP)
AFCA Good Works Team Nominee

Kai Kroeger

Athlon Fourth-Team All-SEC
Ray Guy Award Watch List

MarShawn Lloyd

Wuerffel Trophy Watch List

Payton Mangrum

Burlsworth Trophy Nominee

Juju McDowell

Athlon Third-Team All-SEC
Phil Steele Fourth-Team All-SEC

Zach Pickens

Coaches Second-Team All-SEC
SEC Media Second-Team All-SEC
Phil Steele Third-Team All-SEC
Athlon Third-Team All-SEC

Spencer Rattler

Maxwell Award Watch List
Walter Camp Watch List
Johnny Unitas Watch List
Davey O'Brien Award Watch List
CFPA National Performer of the Year Watch List

Corey Rucker

Biletnikoff Award Watch List

Cam Smith

Walter Camp First-Team All-America
ESPN First-Team All-America
Associated Press Second-Team All-America
Phil Steele Second-Team All-American
PFN Second-Team All-America
Action Network Second-Team All-America
Coaches First-Team All-SEC
Phil Steele First-Team All-SEC
Athlon First-Team All-SEC
SEC Media Second-Team All-SEC
Chuck Bednarik Watch List
Bronki Nagurski Watch List
Jim Thorpe Award Watch List

Austin Stogner

Phil Steele Fourth-Team All-SEC
John Mackey Award Watch List
Earl Campbell Tyler Rose Award Watch List

Josh Vann

Phil Steele Second-Team All-SEC
Athlon Second-Team All-SEC
Coaches Third-Team All-SEC
SEC Media Third-Team All-SEC
Athlon Fourth-Team All-SEC (PR)

Antwane Wells Jr.

Phil Steele Third-Team All-SEC

Dylan Wonnum

Phil Steele Second-Team All-SEC
Outland Trophy Watch List

AMONG THE LEADERS: Juice Wells ranks second in the SEC in receiving yards per game (74.83). His 63 receptions ties for second in the league, while his 5.25 receptions per game ranks third. He is tied for seventh in the SEC with six touchdown catches.

POST-SEASON ACCOLADES: Antwane Wells Jr. earned a spot on the Coaches' All-SEC first-team and was a second-team All-SEC selection by the Associated Press. Wells was tabbed as the team's Steve Spurrier Most Valuable Offensive Player.

WELLS RUNS DEEP: Antwane Wells Jr. has four 100-yard receiving games in 2022. His season-best 189-yard receiving performance at Arkansas tied for the 10th-best single-game performance in school history and was most receiving yards in a game by a Gamecock since Deebo Samuel went for 210 at Clemson in 2018. He was recognized by the East-West Shrine Bowl as the Breakout Offensive Player of the Week. He added a 110-yard effort at Vanderbilt, then came up with a season-best 11 catch, 177-yard effort versus Tennessee. He added nine catches for 131 yards and two scores against Clemson, including a season-long 72-yard catch. In his last two contests, Wells has hauled in 20 passes for 308 yards and two scores. He is on the school's single-season lists in receiving yards, receptions and 100-yard receiving games:

SINGLE-SEASON RECEIVING YARDS

| | | |
|-----|--------------------------|-------|
| 1. | Alshon Jeffery (2010) | 1,517 |
| 2. | Sidney Rice (2005) | 1,143 |
| 3. | Pharoh Cooper (2014) | 1,136 |
| 4. | Sterling Sharpe (1986) | 1,106 |
| 5. | Sidney Rice (2006) | 1,090 |
| 6. | Pharoh Cooper (2015) | 973 |
| 7. | Kenny McKinley (2007) | 968 |
| 8. | Sterling Sharpe (1987) | 915 |
| 9. | Zola Davis (1995) | 911 |
| 10. | Antwane Wells Jr. (2022) | 898 |

SINGLE-SEASON RECEPTIONS

| | | |
|-----|--------------------------|----|
| 1. | Alshon Jeffery (2010) | 88 |
| 2. | Kenny McKinley (2007) | 77 |
| 3. | Sterling Sharpe (1986) | 74 |
| 4. | Sidney Rice (2006) | 72 |
| 5. | Bryan Edwards (2019) | 71 |
| 6. | Sidney Rice (2005) | 70 |
| 7. | Pharoh Cooper (2014) | 69 |
| 8. | Pharoh Cooper (2015) | 66 |
| 9. | Bryan Edwards (2017) | 64 |
| 10. | Antwane Wells Jr. (2022) | 63 |

100-YARD RECEIVING GAMES

| | | |
|----|------------------------|---|
| 1. | Alshon Jeffery (2010) | 8 |
| 2. | Sidney Rice (2005) | 6 |
| 3. | Sterling Sharpe (1987) | 5 |
| | Troy Williamson (2004) | 5 |
| | Sidney Rice (2006) | 5 |
| | Pharoh Cooper (2015) | 5 |

Antwane Wells Jr. (2022) 4

BROOKS IS NOT DONE: Wide receiver Jalen Brooks returned to the lineup this season after missing the final half of the 2021 season. The "Super Senior" has 33 catches for 504 yards, both second on the squad behind Antwane Wells, for a team-best average of 15.3-yards per reception. He has led the team in receiving yards in four games and caught his lone touchdown pass of the season against Tennessee. His best performance came in the season opener against Georgia State when he hauled in four passes for 88 yards. He added five catches for 53 yards against Georgia. Brooks shared the Overcoming Adversity Award with Sherrod Greene and Josh Vann at the 2022 Senior Banquet.

VANN SHIFTS INTO GEAR: Josh Vann had a breakout season in 2021, catching 43 passes and now ranks 16th on the school's all-time list with 108 career receptions. He's been relatively quiet this season with 18 catches for 296 yards, but has three touchdowns, including his first two-score game against Tennessee. Ten of his 18 receptions, 206 of his 296 receiving yards and all three TDs have come in the last four contests. Vann has also contributed on special teams with 10 punt returns for 151 yards, a 15.1-yard average, with a long of 37 at Florida. Vann shared the Overcoming Adversity Award with Sherrod Greene and Jalen Brooks at the 2022 Senior Banquet.

Career Receiving Leaders (by Receptions)

| No. | PLAYER | YEARS | REC. | YDS |
|-----|-------------------|---------|------|-------|
| 1. | Bryan Edwards | 2016-19 | 234 | 3,045 |
| 13. | Cory Boyd | 2003-07 | 117 | 1,303 |
| 14. | Stanley Pritchett | 1992-95 | 116 | 1,097 |
| 15. | Brandon Bennett | 1991-94 | 111 | 984 |
| 16. | Josh Vann | 2018-22 | 108 | 1,352 |

WHAT CAN BROWN DO FOR YOU: Ahmarea Brown is a speedster who the Gamecocks try to get the ball to in space. The Georgia Tech transfer has 19 catches for 166 yards and four carries for 48 yards on the season.

SON OF A COACH: Nate Adkins, the son of offensive line coach Greg Adkins, joined the team this year after graduating from East Tennessee State. Regarded as a tough, hard-nosed blocker, Adkins has also shown good hands and has a great understanding of the game. He earned a start in eight games and logged eight catches for 90 yards. He saved his best game for last when he hauled in four passes for 62 yards in the win over Clemson.

YOU GOT MOSSED: Nate Adkins made the play of the game in the win over Clemson. His acrobatic one-handed catch was a key play on the Gamecocks' first scoring drive after Carolina had fallen behind by a 14-0 score. His reception was dubbed the "Catch of the Year" by SEC Network's Chris Doering and earned Adkins a pair of autographed gloves from Randy Moss.



TEASLEY STEPS IN: Citing minor health issues, offensive line coach Greg Adkins has been around the program but not been with the squad on game day for much of the season. Lonnie Teasley, who was working as an offensive analyst, assumed the offensive line coaching duties on an interim basis in Adkins' absence. With the departure of OC Marcus Satterfield, both Adkins and Teasley were part of the 10-man assistant staff that was on the road recruiting in December.



LINE SHUFFLE: The Gamecocks have some depth along the offensive line, which, along with some minor injuries, has translated into several different starting lineups up front. Carolina has used seven different starting offensive lines this season. Center **Eric Douglas** and right guard **Jovaughn Gwyn** are the only offensive linemen who have started every game this season. The Gamecocks have used three different starting left tackles, three different starting left guards and two different starting right tackles during the 2022 campaign.

THE O-LINE IS O-KAY: Carolina featured an experienced offensive line with a combined 184 starts. ♦ **LT Jaylen Nichols** was the opening day starting left tackle. He has 17 career starts, six this season including the first two and the last four. He was named the co-SEC Offensive Lineman of the Week for his performance against Tennessee.

♦ **LT/LG Jakai Moore** has started seven games this season, five at left tackle and the last two at left guard. He has made 18 career starts.

♦ **LG Vershon Lee** has started 17 games in his career, nine last season and the first seven in 2022.

♦ **LG Trai Jones** became a starter for the first time versus Missouri and made three-straight starts.

♦ **OC Eric Douglas** makes the calls for the O-line. He has made 36 starts, including the last 35 in a row. He has appeared in 56 games in his career, tying Travian Robertson (2007-11) for fifth on the school's all-time list, one behind Rodney Paulk (2006-11). Douglas was selected as one of five Rex Enright permanent team captains following the season.

♦ **OC Hank Manos** is the backup at center behind Douglas. He has appeared in every game this season, primarily on special teams. He owns two career starts, including the 2018 Belk Bowl.

♦ **RG Jovaughn Gwyn** is the Gamecocks' top offensive lineman. He was recognized by the league's coaches as a second-team All-SEC selection. Gwyn has made 46-consecutive starts, third on the school's all-time list, just one behind Brandon Shell (2011-15). T.J. Johnson (2009-12) holds the school record with 53-consecutive starts. Ironically, all three are offensive linemen. He was named the SEC's Offensive Lineman of the Week after the Kentucky win. Gwyn, winner of the team's Strength & Conditioning Award and named an Outstanding Student-Athlete, was selected as one of five Rex Enright permanent team captains following the season, the second-straight year that he has earned that distinction.

♦ **RT Dylan Wonnum** opted out for the bowl game to prepare for an NFL career.

♦ **RT Tyshawn Wannamaker** started three games at right tackle in 2022 while Wonnum was sidelined with an injury and has 10 career starts.

Defense

CLAYTON'S CREW: Defensive coordinator **Clayton White** is a four-time nominee for the Broyles Award as the nation's top assistant coach. White's first foray in the SEC had Carolina allowing 24.0 points per game in 2021, down from 36.0 in 2020. The Gamecocks were especially strong in the secondary, ranking seventh in the country in pass defense while forcing 24 turnovers, including 15 picks. This season, the Gamecocks are a tick up, allowing 27.5 points per game but are second in the SEC and 29th in the country with 12 interceptions, and are third in the conference with 20 turnovers forced overall.

MISSING YOU: The Gamecock defense has had to overcome some key injuries with two starters who figured to play a huge role in this year's defense, edge rusher **Jordan Strachan** and linebacker **Mohamed Kaba**, suffering season-ending ACL tears at Arkansas in game 2. Defensive back **David Spaulding** is also out for the remainder of the season after undergoing foot surgery. Edge rusher **Terrell Dawkins** underwent knee surgery after the Georgia game and has not played since. In addition, starting safety **R.J. Roderick** was injured on the first series of the season, missed the next two contests, then after playing sporadically in two contests, elected to take a redshirt to preserve his final year of eligibility and left the team.

TONKA TOYS WITH 'EM: **Tonka Hemingway** has a knack for the ball. A third-team All-SEC selection by PFF, Hemingway has recovered a pair of fumbles, has scored on a two-point conversion and caught a 16-yard pass on a fake field goal. He has a team-high 4.0 sacks and 7.0 tackles for loss among his 29 stops.

EDGE JORDAN: EDGE rusher **Jordan Burch**, who was a high school teammate of Gamecock defensive tackle **Alex Huntley**, was the second-highest rated player to sign with Gamecocks, behind only Jadeveon Clowney. He notched a career-high 10 tackles at Arkansas and is third on the team with 56 stops, including 7.5 tackles for loss. He is second on the team with 3.5 sacks and has a team-leading 10 quarterback hurries.

GETTING IN THE SACK: Carolina has 18 sacks this season by nine different players, including six sacks in in the win over Kentucky.

| SACKS | 2022 | CAREER |
|-----------------|------|--------|
| Jordan Strachan | 1.0 | 14.5 |
| Zacch Pickens | 2.5 | 7.5 |
| Brad Johnson | 0.0 | 6.0 |
| Jordan Burch | 3.5 | 4.5 |
| Tonka Hemingway | 4.0 | 4.0 |
| Gilber Edmond | 2.0 | 2.0 |
| Sherrod Greene | 1.5 | 2.0 |
| Debo Williams | 1.5 | 1.5 |
| Devonni Reed | 0.0 | 1.0 |
| Darius Rush | 0.0 | 1.0 |
| T.J. Sanders | 1.0 | 1.0 |
| DQ Smith | 1.0 | 1.0 |
| Hot Rod Fitten | 0.0 | 0.5 |

OLD MEN AT LINEBACKER: The Gamecocks feature a pair of linebackers in **Sherrod Greene** and **Brad Johnson** who are veterans, to say the least. Both players joined the Carolina football program as true freshmen in 2017. Greene has played in

50 games over the past six seasons, while Johnson has played in 58, the second-highest total in school history. Parker White (2017-21) is the school record holder with 60 games played.

GREENE IS GOOD: Senior **Sherrod Greene** started 22 games for the Gamecocks in 2018 and 2019, and was the starter entering the 2020 season, but suffered a fracture in his hip in the opener against Tennessee and missed the remainder of the season. He was the starter again in 2021, but suffered a right ankle injury in game three at Georgia and missed the remainder of the season. He has logged 203 career tackles including 13.0 tackles for loss and owns 38 career starts over six seasons, but had just eight tackles in four games in the 2020 and '21 seasons combined. He has registered 65 tackles, second on the squad, including 12 at Kentucky.

BRAD'S BACK: **Brad Johnson** is in his sixth year and his second at linebacker after transitioning from defensive end. Johnson was named a permanent team captain for the 2020 season. He was the defensive player of the game against Georgia State after recording five solo tackles and a quarterback hurry. His interception against Charlotte was a key play in the contest. He has logged 40 tackles this season with four quarterback hurries and has 152 career stops.

DIAL IT UP: Redshirt junior cornerback **Marcellas Dial** saved his best game for last. Dial was named the SEC Defensive Player of the Week after his performance against Clemson. He was targeted 11 times, according to PFF, but allowed just one completion for 11 yards while recording three pass breakups and one interception. He was also credited with two solo tackles, as the Gamecock defense held Clemson to just 8-of-29 passing for 99 yards. In the second half, Clemson was just 3-of-16 passing for just 13 yards including Dial's fourth-quarter interception. For the season, Dial has 41 tackles, including 30 solo stops. He leads the team with three interceptions and 11 pass breakups. He is tied for second in the SEC in interceptions and is second with 14 passes defended.

NICK AT NIGHT: True freshman **Nick Emmanwori**, a local product from Irmo, S.C., was inserted into the lineup in the first series of the season following an injury to R.J. Roderick, and has played nearly every snap since. He became the first member of the freshman class of 2022 to earn a starting assignment. He has been in double-figures in tackles twice, logging 11 at Arkansas and a game- and career-high 14 versus Georgia, all solo stops. It was the most tackles by a Gamecock since Ernest Jones collected 18 tackles at Ole Miss in 2020. He leads the team with 78 tackles, including an SEC-leading 59 solo stops, the most among freshmen in the FBS. The last freshman to lead the Gamecocks in tackles was **Skai Moore** in 2013.

POST-SEASON ACCOLADES: **Nick Emmanwori** was the Gamecocks' lone representative on the Coaches Freshman All-SEC squad. He was named a First-Team True Freshman All-American by PFF and On3 and was a second-team Freshman All-American according to CFN and The Athletic. In addition, he was one of 14 semifinalists for the Shaun Alexander Freshman of the Year Award.

collegepressbox
SINCE 2005 EVERYTHING BUT THE PREGAME MEAL

collegepressbox is the official media website for Division I football. Access and download game notes, quotes, statistics, media guides, headshots, logos and more for all FBS schools, conferences, postseason games, awards and the College Football Playoff. For access, please sign up at collegepressbox.com/register.



SMITH IS WELL QUALIFIED: True freshman **DQ Smith**, another Columbia area product, has become a regular in the starting lineup. A lightly recruited quarterback in high school, Smith quickly adapted to the secondary and has 49 tackles, including a career-high nine vs. Tennessee, an interception, a sack, a forced fumble, two QB hurries and five pass breakups. He was a Third-Team True Freshman All-American according to CFN.

PICK THIS: The Gamecocks intercepted three passes against both Charlotte and South Carolina State and have 12 on the season.

| INTERCEPTIONS | 2022 | CAREER |
|-------------------|------|--------|
| Cam Smith | 1 | 6 |
| Darius Rush | 2 | 3 |
| Marcellas Dial | 3 | 3 |
| David Spaulding | 1 | 3 |
| Devonni Reed | 0 | 3 |
| Sherrod Greene | 1 | 2 |
| Brad Johnson | 1 | 2 |
| Jordan Burch | 0 | 1 |
| O'Donnell Fortune | 1 | 1 |
| BM Martin-Scott | 1 | 1 |
| DQ Smith | 1 | 1 |
| Jordan Strachan | 0 | 1 |

Special Teams

BEAMER BALL 2.0: Under head coach **Shane Beamer** and special teams coordinator **Pete Lembo**, a semifinalist for the Broyles Award, the Gamecocks rank first in ESPN's special teams efficiency and in the top-10 in the categories listed below. In addition, the Gamecocks are 23rd in opponent kickoff returns (17.22) and 31st in the country in opponent punt returns (4.47 ypr):

Blocked Punts

| Rk | Team | Blocks |
|----|----------------|--------|
| 1. | Notre Dame | 7 |
| 2. | South Carolina | 5 |
| | Rutgers | 5 |
| 4. | 3 teams tied | 4 |

Blocked Kicks

| Rk | Team | Blocks |
|----|------------------------|--------|
| 1. | Notre Dame | 7 |
| | Central Michigan | 7 |
| 3. | South Carolina | 6 |
| | Middle Tennessee State | 6 |
| 5. | 4 Teams Tied | 5 |

Kickoff Returns

| Rk | Team | Avg. |
|----|-------------------|-------|
| 1. | Mississippi State | 27.83 |
| 2. | Syracuse | 26.62 |
| 3. | Miami (Fla.) | 26.57 |
| 4. | Appalachian State | 25.96 |
| 5. | Louisville | 25.21 |
| 6. | South Carolina | 25.05 |

Punt Returns

| Rk | Team | Avg. |
|----|----------------|-------|
| 1. | Duke | 19.92 |
| | Fresno State | 19.92 |
| 3. | South Carolina | 18.33 |
| 4. | Oregon State | 17.12 |
| 5. | Tennessee | 16.95 |
| 6. | Alabama | 16.80 |

Net Punting

| Rk | Team | Avg. |
|----|----------------|-------|
| 1. | Michigan State | 45.53 |
| 2. | Cincinnati | 44.69 |
| 3. | Rutgers | 43.57 |
| 4. | Florida | 43.52 |
| 5. | South Carolina | 43.27 |
| 6. | Oklahoma | 43.17 |

BLOCK THAT KICK: The Gamecocks have blocked a school-record five punts and one field goal this season. Six blocked kicks is the second-highest mark in school history, behind only the eight blocks in 1994. Carolina has blocked 10 kicks in the last two years after logging eight blocked kicks over the previous five years (2016-20) combined.

KROEGER IS YOUR GUY: The Augusta Sports Council named South Carolina junior punter **Kai Kroeger** one of 10 semifinalists for the 2022 Ray Guy Award, which recognizes the nation's top punter. Kroeger was on the "Ray's 8" list six times this season, was the national Punter of the Week following the Georgia State game, was the co-SEC Special Teams Player of the Week following the Vanderbilt game, and was the SEC's Special Teams Player of the Week for his performance at Clemson.

THE ALL-AMERICAN: Despite being snubbed as a finalist for the Ray Guy Award, **Kai Kroeger** earned First-Team All-America honors from *The Athletic* and was a second-team All-American according to Walter Camp and the American Football Coaches Association (AFCA). Kroeger was the first-team All-SEC choice by the AP, the Coaches and USA TODAY. Here are the nation's top punters:

Punting Average

| Rk | Name, Team | Avg. |
|----|--------------------------------|------|
| 1. | Bryce Baringer, Michigan State | 49.0 |
| 2. | Kai Kroeger, South Carolina | 46.8 |
| 3. | Michael Turk, Oklahoma | 46.7 |
| 4. | Mason Fletcher, Cincinnati | 46.7 |
| 5. | Joe Doyle, Memphis | 46.7 |

KAI CAN KICK: Junior **Kai Kroeger** is averaging 46.8 yards per punt this season, the best mark in the SEC and second in the country. Seventeen of his 52 punts have traveled 50 or more yards, including

a season-long 79-yarder, the third longest in FBS this season. Twenty-seven of his 52 punts (52 pct.) have pinned opponents inside their own 20-yard line, including 13 inside the 10. Here are the single-season punting leaders at South Carolina:

SINGLE-SEASON PUNTING AVERAGE

| | | |
|----|------------------------|---------------------|
| 1. | Joseph Charlton (2019) | 47.7 (68 for 3,244) |
| 2. | Kai Kroeger (2022) | 46.8 (52 for 2,435) |
| 3. | Joseph Charlton (2018) | 44.8 (48 for 2,152) |

KAI CAN PASS: **Kai Kroeger** is 3-for-3 passing the ball this season, two on fake punts (vs. Georgia and at Florida) and one on a fake field goal (vs. Vanderbilt). He has thrown for 84 yards and a touchdown this season, logging a passing efficiency rating of 445.2. In his career, Kroeger is a perfect 5-for-5 passing for 150 yards and two touchdowns.

AND KAI CAN HOLD: **Kai Kroeger** is elite when it comes to holding on placements, something he has done in all three seasons since coming on the South Carolina campus. This season he is one of four finalists for the Mortell Award, which recognizes the nation's top holder.

HE'S MADE A CAREER OF IT: **Kai Kroeger** has handled the punting duties all three seasons at South Carolina. He has booted 150 punts for 6,659 yards, an average of 44.4-yards per punt. Of his 150 punts, 38 have traveled 50+ yards, 58 have been marked inside the 20 with just nine touchbacks.

CAREER PUNTING AVERAGE (Min. 75 Punts)

| | | |
|----|---------------------------|----------------------|
| 1. | Joseph Charlton (2015-19) | 45.5 (171 for 7,786) |
| 2. | Kai Kroeger (2020-22) | 44.4 (150 for 6,659) |
| 3. | Sean Kelly (2015-16) | 43.3 (127 for 5,496) |

2022 In-Season Award Winners

| | | |
|-------------------|--|----------------------------|
| Kai Kroeger | Ray Guy Award "Ray's 8" | vs Georgia State (Sept. 3) |
| Kai Kroeger | Ray Guy Award National Punter of the Week | vs Georgia State (Sept. 3) |
| Antwane Wells Jr. | East-West Shrine Bowl Breakout Offensive Player | at Arkansas (Sept. 10) |
| Kai Kroeger | Ray Guy Award "Ray's 8" | vs Georgia (Sept. 17) |
| Jovaughn Gwyn | SEC Offensive Lineman of the Week | at Kentucky (Oct. 8) |
| Shane Beamer | Dodd Trophy Coach of the Week | at Kentucky (Oct. 8) |
| Nick Emmanwori | On3 Midseason True Freshman First-Team All-American | |
| Nick Emmanwori | CFN Midseason True Freshman First-Team All-American | |
| Darius Rush | SEC Defensive Player of the Week | vs Texas A&M (Oct. 22) |
| Xavier Legette | SEC Special Teams Player of the Week | vs Texas A&M (Oct. 22) |
| Kai Kroeger | Ray Guy Award "Ray's 8" | vs Texas A&M (Oct. 22) |
| Kai Kroeger | Ray Guy Award "Ray's 8" | vs Missouri (Oct. 29) |
| Nick Emmanwori | Shaun Alexander Freshman of the Year Semifinalist | |
| Kai Kroeger | co-SEC Special Teams Player of the Week | at Vanderbilt (Nov. 5) |
| Kai Kroeger | Ray Guy Award "Ray's 8" | at Vanderbilt (Nov. 5) |
| Kai Kroeger | Ray Guy Award "Ray's 8" | at Florida (Nov. 12) |
| Kai Kroeger | Ray Guy Award National Punter of the Year Semifinalist | |
| Pete Lembo | Broyles Award Assistant Coach of the Year Semifinalist | |
| Spencer Rattler | Walter Camp Offensive Player of the Week | vs Tennessee (Nov. 19) |
| Spencer Rattler | CFPA National Performer of the Week | vs Tennessee (Nov. 19) |
| Spencer Rattler | co-SEC Offensive Player of the Week | vs Tennessee (Nov. 19) |
| Spencer Rattler | Manning Award Stars of the Week | vs Tennessee (Nov. 19) |
| Spencer Rattler | Davey O'Brien National Quarterback of the Week | vs Tennessee (Nov. 19) |
| Spencer Rattler | Maxwell Award Player of the Week | vs Tennessee (Nov. 19) |
| Jaylen Nichols | co-SEC Offensive Lineman of the Week | vs Tennessee (Nov. 19) |
| Shane Beamer | Dodd Trophy Coach of the Week | vs Tennessee (Nov. 19) |
| Team | Cheez-It Bowl National Team of the Week | vs Tennessee (Nov. 19) |
| Kai Kroeger | SEC Special Teams Player of the Week | at Clemson (Nov. 26) |
| Marcellas Dial | co-SEC Defensive Player of the Week | at Clemson (Nov. 26) |
| Nate Adkins | Chris Doering's "Catch of the Year" | at Clemson (Nov. 26) |
| Kai Kroeger | Mortell Award Holder of the Year Finalist | |



CHICKS DIG THE LONG BALL: Kai Kroeger owns the nation's third-longest punt this season, a career-long 79-yarder versus Georgia State. It was the longest punt for a Gamecock since Marty Simpson's 79-yarder against Vanderbilt in 1992. It was the third 70-plus yard punt for Kroeger in his career. Here are the 70-plus yard punts since 1979:

| Year | Punter | Opponent | Yards |
|------|-----------------|---------------|-------|
| 1979 | Jay Feltz | Clemson | 80 |
| 1983 | Chris Norman | Miami (O) | 80 |
| 1992 | Marty Simpson | Vanderbilt | 79 |
| 2022 | Kai Kroeger | Georgia State | 79 |
| 1981 | Chris Norman | Virginia | 75 |
| 2017 | Joseph Charlton | Missouri | 73 |
| 2021 | Kai Kroger | Texas A&M | 73 |
| 1982 | Chris Norman | Navy | 70 |
| 2001 | Tyler Dean | Ohio State | 70 |
| 2021 | Kai Kroger | Vanderbilt | 70 |

RESPECT FOR JETER: Mitch Jeter came into 2022 following in the footsteps left by Parker White, the school's all-time leading scorer. Jeter responded with 53- and 51-yard field goals on his first two attempts. He is the only player in school history to boom a pair of 50-yard field goals in the same game. He is a perfect 10-for-10 in FG attempts.

NEARLY PERFECT: Mitch Jeter is a perfect 10-for-10 in field goal attempts this season. Dating back to last season when Parker White handled the field goal duties, the Gamecocks have successfully converted 26 of their last 27 field goal attempts. The only miss in that stretch was a 38-yarder against Vanderbilt. Included are three field goals of 50 or more yards.

DON'T RUN IT BACK: Mitch Jeter handles the kick-offs for South Carolina. Of his 68 kickoffs this season, 44 were touchbacks, 65 percent, with just one kick out of bounds. Opponents averaged just 17.2 yards on 18 returns with a long of 34 yards.

LEGETTE LEGS IT OUT: Xavier Legette was the SEC's Special Teams Player of the Week after returning the opening kick 100 yards against Texas A&M, the first by a Gamecock since Deebo Samuel went 90 yards at Ole Miss in 2018. X is averaging 29.9-yards per return which would rank second in FBS, but he is two returns shy of qualifying.

OH SNAP: Hunter Rogers handles the snapping duties on both punts and placements. He was recognized as a second-team All-SEC performer by the league's 14 coaches for his efforts. His performance on the field earned him a scholarship beginning with the spring semester of 2023.

Career Games Played

| No. | PLAYER | YEARS | GAMES |
|-----|-------------------|-----------|-------|
| 1. | Parker White | 2017-2021 | 60 |
| 2. | Brad Johnson | 2017-2022 | 58 |
| 3. | Rodney Paulk | 2006-2011 | 57 |
| | Josh Vann | 2018-2022 | 57 |
| 5. | Travian Robertson | 2007-2011 | 56 |
| | Eric Douglas | 2017-2022 | 56 |

2022 December Signing Class

| NAME | POS | HT | WT | HOMETOWN (HIGH/LAST SCHOOL) |
|--------------------|------|------|-----|--|
| CJ Adams | WR | 6-2 | 210 | Mableton, Ga. (Pebblebrook) |
| Markee Anderson | OL | 6-4 | 320 | Roebuck, S.C. (Dorman) |
| Tosin Babalade | OL | 6-5 | 320 | Hyattsville, Md. (DeMatha Catholic) |
| Trovon Baugh | OL | 6-4 | 315 | Atlanta, Ga. (Pace Academy) |
| Djay Braswell | RB | 5-11 | 200 | Sandersville, Ga. (Washington County) |
| Judge Collier | DB | 6-1 | 190 | Rock Hill, S.C. (Legion Collegiate Academy) |
| Connor Cox | TE | 6-5 | 225 | Jacksonville, Fla. (The Bolles School) |
| Elijah Davis | DL | 6-3 | 262 | Wagener, S.C. (Wagener-Salley/East Mississippi C.C.) |
| Kelton Henderson | WR | 6-0 | 175 | Lehigh Acres, Fla. (Lehigh Senior) |
| Grayson Howard | LB | 6-4 | 225 | Jacksonville, Fla. (Andrew Jackson) |
| Jalon Kilgore | DB | 6-1 | 200 | Eatonton, Ga. (Putnam County) |
| Xzavier McLeod | DL | 6-5 | 300 | Camden, S.C. (Camden) |
| Reid Mikeska | TE | 6-6 | 230 | Cypress, Texas (Bridgeland) |
| Monteque Rhames II | EDGE | 6-5 | 240 | Manning, S.C. (Manning) |
| Tyshawn Russell | WR | 6-0 | 170 | Harrisburg, Pa. (Bishop McDevitt) |
| Kamron Sandlin | TE | 6-3 | 220 | Anniston, Ala. (Anniston) |
| Zahbari Sandy | DB | 6-2 | 200 | Washington, D.C. (St. John's College) |
| LaNorris Sellers | QB | 6-3 | 220 | Florence, S.C. (South Florence) |
| Jatavius Shivers | OL | 6-6 | 295 | Villa Rica, Ga. (Villa Rica) |
| Vicari Swain | DB | 6-1 | 185 | Carrollton, Ga. (Central) |
| Desmond Umeozulu | EDGE | 6-6 | 240 | Upper Marlboro, Md. (C.H. Flowers) |
| Cam Upshaw | DB | 6-1 | 190 | Perry, Fla. (Taylor County) |

2022 Post-Season Award Winners

ALL-AMERICA/ALL-SEC

| | | |
|-------------------|-------------------|---|
| Kai Kroeger | Punter | First-Team All-America (ESPN.com) |
| Kai Kroeger | Punter | First-Team All-America (The Athletic) |
| Kai Kroeger | Punter | Second-Team All-America (Walter Camp) |
| Kai Kroeger | Punter | Second-Team All-America (AFCA) |
| Kai Kroeger | Punter | Fourth-Team All-American (Phil Steele) |
| Antwane Wells Jr. | Wide Receiver | Honorable Mention All-American (Phil Steele) |
| Nick Emmanwori | Flex | First-Team True Freshman All-America (PFF) |
| Nick Emmanwori | Safety | First-Team True Freshman All-America (On3) |
| Nick Emmanwori | Safety | Second-Team Freshman All-America (CFN) |
| Nick Emmanwori | Safety | Second-Team Freshman All-America (The Athletic) |
| DQ Smith | Cornerback | Third-Team Freshman All-America (CFN) |
| Kai Kroeger | Punter | First-Team All-SEC (AP) |
| Kai Kroeger | Punter | First-Team All-SEC (Coaches) |
| Kai Kroeger | Punter | First-Team All-SEC (USA TODAY) |
| Kai Kroeger | Punter | First-Team All-SEC (Phil Steele) |
| Antwane Wells Jr. | Wide Receiver | First-Team All-SEC (Coaches) |
| Antwane Wells Jr. | Wide Receiver | First-Team All-SEC (PFF) |
| Antwane Wells Jr. | Wide Receiver | First-Team All-SEC (Phil Steele) |
| Nick Emmanwori | Defensive Back | Freshman All-SEC (Coaches) |
| Jovaughn Gwyn | Offensive Lineman | Second-Team All-SEC (Coaches) |
| Tonka Hemingway | Defensive Tackle | Second-Team All-SEC (Phil Steele) |
| Kai Kroeger | Punter | Second-Team All-SEC (PFF) |
| Antwane Wells Jr. | Wide Receiver | Second-Team All-SEC (AP) |
| Hunter Rogers | Long Snapper | Second-Team All-SEC (Coaches) |
| Hunter Rogers | Long Snapper | Second-Team All-SEC (Phil Steele) |
| Cam Smith | Cornerback | Second-Team All-SEC (Phil Steele) |
| Jaheim Bell | Tight End | Third-Team All-SEC (PFF) |
| Jaheim Bell | Tight End | Third-Team All-SEC (Phil Steele) |
| Tonka Hemingway | Defensive Line | Third-Team All-SEC (PFF) |
| Jordan Burch | Defensive End | Fourth-Team All-SEC (Phil Steele) |
| Jovaughn Gwyn | Offensive Guard | Fourth-Team All-SEC (Phil Steele) |
| MarShawn Lloyd | Running Back | SEC Community Service Team |

COACHES' CHOICE AWARDS

| | |
|-----------------------------------|---|
| Outstanding Student-Athlete Award | Jovaughn Gwyn, Tonka Hemingway, Mitch Jeter |
| Community Service Award | Jalen Brooks, Eric Douglas, Peyton Williams |
| Strength & Conditioning Award | Jovaughn Gwyn |
| Overcoming Adversity Award | Jalen Brooks, Sherrod Greene, Josh Vann |
| Offensive Scout Team Award | Cason Henry |
| Defensive Scout Team Award | Donovan Westmoreland |
| Special Teams Scout Team Award | Colin Bryant, Joseph Byrnes |
| Nutrition Award | Kai Kroeger, Devonni Reed |

PLAYERS' CHOICE AWARDS

| | |
|--------------------------------------|---|
| Most Outstanding Senior | Jovaughn Gwyn, Zacch Pickens |
| Most Inspirational Walk-On | Payton Mangrum |
| Above All Else Award | Nate Adkins, Dakereon Joyner |
| Steve Spurrier Award (MVP Offense) | Antwane Wells Jr. |
| Joe Morrison Award (MVP Defense) | Nick Emmanwori, Zacch Pickens |
| Jim Carlen Award (MVP Special Teams) | Kai Kroeger |
| Steve Wadiak Team MVP Award | Zacch Pickens, Spencer Rattler |
| Rex Enright Captains' Award | Eric Douglas, Jovaughn Gwyn, Brad Johnson |
| | Zacch Pickens, Spencer Rattler |



Final CFP Rankings

| | | |
|-----|-----------------------|------------|
| 1. | Georgia | 13-0 |
| 2. | Michigan | 13-0 |
| 3. | TCU | 12-1 |
| 4. | Ohio State | 11-1 |
| 5. | Alabama | 10-2 |
| 6. | Tennessee | 10-2 |
| 7. | Clemson | 11-2 |
| 8. | Utah | 10-3 |
| 9. | Kansas State | 10-3 |
| 10. | Southern California | 11-2 |
| 11. | Penn State | 10-2 |
| 12. | Washington | 10-2 |
| 13. | Florida State | 9-3 |
| 14. | Oregon State | 9-3 |
| 15. | Oregon | 9-3 |
| 16. | Tulane | 11-2 |
| 17. | LSU | 9-4 |
| 18. | UCLA | 9-3 |
| 19. | South Carolina | 8-4 |
| 20. | Texas | 8-4 |
| 21. | Notre Dame | 8-4 |
| 22. | Mississippi State | 8-4 |
| 23. | NC State | 8-4 |
| 24. | Troy | 11-2 |
| 25. | UTSA | 11-2 |

GAMECOCKS+ is a brand new subscription streaming platform featuring original video content that brings you even closer to the teams, student-athletes and coaches you love.

GAMECOCKS+ will feature original storytelling content – above and beyond the already high-level video that fans have come to expect and enjoy – including new, never-before-seen, behind-the-scenes access, exclusive interviews, archival footage showcasing iconic moments, and more!

All Gamecock Club Members will have free access to this subscription, and all other subscribers will also receive Gamecock Club membership.

Pronunciation Guide

| | |
|------------------|----------------------|
| Rashad Amos | A-mus |
| Kajuan Banks | kuh-WAHN |
| Ahmarean Brown | ah-MAR-e-un |
| Lovasea Carroll | la-VAH-see-a |
| Terrell Dawkins | turr-EL |
| Luke Doty | DOE-tee |
| Nick Emmanwori | ee-man-worry |
| Colten Gauthier | GOTH-e-air |
| Dakereon Joyner | duh-CARE-ee-on |
| Xavier Legette | ZAY-v-ur la-GET |
| Jakai Moore | juh-KIGH |
| Akhnaton Shabazz | ahk-NOT-un shu-BAAZZ |
| Jordan Strachan | STRAHN |
| Chad Terrell | tur-ELL |
| Jamaal Whyce | whyss |

Gamecocks in the NFL

| Name | Team | Position |
|-------------------|----------------------|------------------|
| Zack Bailey | Los Angeles Chargers | Offensive Guard |
| Damiere Byrd | Atlanta Falcons | Wide Receiver |
| A.J. Cann | Houston Texans | Offensive Guard |
| Jadeveon Clowney | Cleveland Browns | Defensive End |
| Pharoh Cooper* | Arizona Cardinals | Wide Receiver |
| Dennis Daley | Tennessee Titans | Offensive Tackle |
| Mike Davis | Baltimore Ravens | Running Back |
| Rico Dowdle | Dallas Cowboys | Running Back |
| Bryan Edwards* | Kansas City Chiefs | Wide Receiver |
| Kingsley Enagbare | Green Bay Packers | Edge |
| Rashad Fenton | Atlanta Falcons | Cornerback |
| Stephon Gilmore | Indianapolis Colts | Cornerback |
| Kevin Harris | New England Patriots | Running Back |
| Jaycee Horn | Carolina Panthers | Cornerback |
| Hayden Hurst | Cincinnati Bengals | Tight End |
| Melvin Ingram | Miami Dolphins | Linebacker |
| Ernest Jones | Los Angeles Rams | Linebacker |
| Javon Kinlaw | San Francisco 49ers | Defensive Tackle |
| Chris Lammons | Kansas City Chiefs | Cornerback |
| Israel Mukuamu | Dallas Cowboys | Defensive Back |
| Nick Muse | Minnesota Vikings | Tight End |
| Keisean Nixon | Green Bay Packers | Cornerback |
| Carlins Platel# | Pittsburgh Steelers | Defensive Back |
| Adam Prentice | New Orleans Saints | Fullback |
| Deebo Samuel | San Francisco 49ers | Wide Receiver |
| Brandon Shell* | Miami Dolphins | Offensive Tackle |
| Kobe Smith* | Atlanta Falcons | Defensive Tackle |
| Shi Smith | Carolina Panthers | Wide Receiver |
| Ryan Succop | Tampa Bay Buccaneers | Placekicker |
| D.J. Wonnum | Minnesota Vikings | Defensive End |

*-Practice Squad

#-Injured Reserve

Carolina Football Radio Affiliates

| | | | | | |
|---------------|---------|-------|--------------|---------|-------|
| Aiken/Augusta | WYBO-FM | 92.9 | Myrtle Beach | WSEA-FM | 100.3 |
| Allendale | WDOG-FM | 93.5 | Newberry | WKDK-AM | 1240 |
| Camden | WCAM-AM | 1590 | Rock Hill/ | | |
| Charleston | WTMZ-FM | 98.9 | Lancaster | WRHM-FM | 107.1 |
| Chesterfield | WVSZ-FM | 107.3 | Seneca | WSNW-AM | 1150 |
| Columbia | WNKT-FM | 107.5 | Seneca | WSNW-FM | 94.1 |
| Florence | WFRK-FM | 95.3 | Spartanburg | WSPG-AM | 1400 |
| Gaffney | WZZQ-AM | 1500 | Spartanburg | WSPG-FM | 98.3 |
| Gaffney | WZZQ-FM | 104.3 | Sumter | WIBZ-FM | 95.5 |
| Greenville | WROO-FM | 104.9 | Union | WBCU-AM | 1460 |
| Greenwood | WCZZ-AM | 1090 | Union | WBCU-FM | 103.5 |
| Lake City | WHYM-AM | 1260 | | | |

Tracking the 2022 Opponents

| Opponent (Date vs. SC) | 2022 | Last Game | Bowl Game (Date) |
|------------------------------|------|----------------------------|----------------------------------|
| vs Georgia State (9/3) | 4-8 | L, 28-23 at Marshall | Season Complete |
| at Arkansas (9/10) | 6-6 | L, 29-27 at Missouri | vs Kansas (12/28) |
| vs Georgia (9/17) | 13-0 | W, 50-30 vs LSU | vs Ohio State (12/31) |
| vs Charlotte (9/24) | 3-9 | W, 26-21 vs Louisiana Tech | Season Complete |
| vs South Carolina St. (10/1) | 3-8 | L, 42-38 vs Norfolk State | Season Complete |
| at Kentucky (10/8) | 7-5 | W, 26-13 vs Louisville | vs Iowa (12/31) |
| vs Texas A&M (10/22) | 5-7 | W, 38-23 vs LSU | Season Complete |
| vs Missouri (10/29) | 6-6 | W, 29-27 vs Arkansas | vs Wake Forest (12/23) |
| at Vanderbilt (11/5) | 5-7 | L, 56-0 vs Tennessee | Season Complete |
| at Florida (11/12) | 6-6 | L, 45-38 at Florida State | vs Oregon State (12/17) |
| vs Tennessee (11/19) | 10-2 | W, 56-0 at Vanderbilt | vs Clemson (12/30) |
| at Clemson (11/26) | 11-2 | W, 39-10 vs North Carolina | vs Tennessee (12/30) |
| vs Notre Dame (1/02) | 8-4 | L, 38-27 at Southern Cal | vs South Carolina (12/30) |



| No. | Name | POS. | HT | WT | CL | EXP | Hometown (High/Last School) |
|-----|-----------------------|-------|------|-----|------|-----|--|
| 49 | Dave Adams | TE | 6-2 | 230 | R-SO | SQ | Gadsden, S.C. (Blythewood) |
| 44 | Nate Adkins | TE | 6-3 | 252 | GR | TR | Knoxville, Tenn. (Bearden/ East Tennessee State) |
| 23 | Rashad Amos | RB | 6-2 | 227 | R-SO | SQ | Fayetteville, Ga. (Sandy Creek) |
| 34 | Matthew Bailey | LS | 6-2 | 215 | R-JR | 2L | Deland, Fla. (Deland) |
| 15 | Tanner Bailey | QB | 6-1 | 205 | FR | HS | Gordo, Ala. (Gordo) |
| 33 | Kajuan Banks | DB | 5-10 | 185 | FR | HS | Tallahassee, Fla. (Godby) |
| 93 | Nick Barrett | DL | 6-3 | 330 | SO | 1L | Goldsboro, N.C. (Eastern Wayne) |
| 8 | Christian Beal-Smith | RB | 5-9 | 205 | GR | TR | Winston-Salem, N.C. (East Forsyth/ Wake Forest) |
| 31 | DJ Black | WR | 6-1 | 195 | FR | HS | Inman, S.C. (Chapman) |
| 30 | Jace Blackshear | DB | 5-8 | 183 | FR | HS | Hilton Head, S.C. (Hilton Head Christian Academy) |
| 89 | O'Mega Blake | WR | 6-2 | 190 | R-FR | SQ | Rock Hill, S.C. (South Pointe) |
| 52 | Stone Blanton | LB | 6-2 | 235 | FR | HS | Jackson, Miss. (Madison-Ridgeland Academy) |
| 13 | Jalen Brooks | WR | 6-2 | 205 | S-SR | 2L | Harrisburg, N.C. (Hickory Ridge/ Tarleton State) |
| 10 | Ahmarean Brown | WR | 5-9 | 167 | SR | 1L | Tampa, Fla. (Jefferson/Georgia Tech) |
| 73 | Ryan Brubaker | OL | 6-6 | 295 | FR | HS | Stevens, Pa. (Cocalico) |
| 45 | Colin Bryant | LB | 6-3 | 225 | R-FR | TR | Mt. Pleasant, S.C. (Wando/Alabama) |
| 5 | Jordan Burch | EDGE | 6-6 | 275 | JR | 2L | Columbia, S.C. (Hammond School) |
| 43 | Joseph Byrnes | DB | 6-0 | 195 | R-FR | SQ | Camden, S.C. (Camden) |
| 68 | Wyatt Campbell (80) | OL/TE | 6-6 | 310 | R-SR | SQ | Elgin, S.C. (Lugoff-Elgin) |
| 14 | Lovasea Carroll | RB | 6-2 | 205 | R-FR | TR | Warrenton, Ga (IMG Academy/ Georgia) |
| 41 | Andrew Colasurdo | LB | 6-1 | 240 | R-FR | SQ | Inman, S.C. (Chapman) |
| 29 | Jalen Daniels | QB | 6-4 | 215 | FR | HS | San Diego, Calif. (Lincoln) |
| 11 | Braden Davis | QB | 6-5 | 205 | FR | HS | Middletown, Del. (Middletown) |
| 4 | Terrell Dawkins | EDGE | 6-4 | 250 | R-JR | TR | Concord, N.C. (Cox Mill/NC State) |
| 24 | Marcellas Dial | DB | 6-0 | 192 | R-JR | 1L | Woodruff, S.C. (Woodruff/ Georgia Military) |
| 9 | Luke Doty | QB | 6-1 | 210 | JR | 2L | Myrtle Beach, S.C. (Myrtle Beach) |
| 71 | Eric Douglas | OL | 6-4 | 297 | S-SR | 4L | Charlotte, N.C. (Mallard Creek) |
| 32 | Bradley Dunn | RB | 5-9 | 210 | R-SO | SQ | Columbia, S.C. (Hammond School) |
| 8 | Gilber Edmond | EDGE | 6-5 | 250 | R-SO | 1L | Fort Pierce, Fla. (Westwood) |
| 21 | Nick Emmanwori | DB | 6-4 | 218 | FR | HS | Irmo, S.C. (Irmo) |
| 16 | Hot Rod Fitten | EDGE | 6-2 | 250 | R-JR | 2L | Atlanta, Ga. (Booker T. Washington) |
| 11 | Emory Floyd | DB | 6-1 | 185 | FR | HS | Marietta, Ga. (Hillgrove) |
| 47 | King-Demenian Ford | DB | 6-2 | 207 | R-SO | SQ | Blythewood, S.C. (Blythewood) |
| 25 | O'Donnell Fortune | DB | 6-1 | 185 | R-SO | 1L | Sumter, S.C. (Sumter) |
| 4 | Colten Gauthier | QB | 6-3 | 215 | R-FR | SQ | Bethlehem, Ga. (Hebron Christian Academy) |
| 36 | B.J. Gibson | DB | 6-4 | 215 | R-JR | SQ | Marietta, Ga. (Walton/Navy) |
| 44 | Sherrod Greene | LB | 6-1 | 233 | S-SR | 3L | Rocky Mount, N.C. (Rocky Mount) |
| 26 | Landon Grier | DB | 5-9 | 185 | R-SO | SQ | Fort Lauderdale, Fla. (St. Thomas Aquinas) |
| 54 | Jovaughn Gwyn | OL | 6-3 | 300 | R-SR | 3L | Charlotte, N.C. (Harding University) |
| 65 | Jackson Hall | OL | 6-3 | 300 | FR | HS | Honea Path, S.C. (Belton-Honea Path) |
| 26 | Nathan Harris-Waynick | RB | 5-10 | 205 | R-FR | SQ | Sumter, S.C. (Sumter) |
| 91 | Tonka Hemingway | DL | 6-3 | 295 | JR | 2L | Conway, S.C. (Conway) |
| 77 | Colin Henrich | OL | 6-3 | 305 | R-FR | SQ | Leesburg, Va. (IMG Academy) |
| 75 | Cason Henry | OL | 6-6 | 300 | FR | HS | Marietta, Ga. (Walton) |
| 40 | Alex Herrera | K/P | 6-0 | 195 | R-JR | 1L | Columbia, S.C. (Spring Valley) |
| 50 | Felix Hixon | DL | 6-3 | 300 | FR | HS | Jackson, Ga. (Jackson) |
| 20 | Kylic Horton | WR | 6-4 | 205 | FR | HS | Santee, S.C. (Clarendon Hall) |
| 95 | Alex Huntley | DL | 6-4 | 305 | R-SO | 1L | Blythewood, S.C. (Hammond School) |
| 98 | Mitch Jeter | PK | 5-10 | 195 | JR | 2L | Salisbury, N.C. (Cannon School) |
| 19 | Brad Johnson | LB | 6-2 | 238 | S-SR | 4L | Pendleton, S.C. (Pendleton) |
| 10 | Tyreek Johnson | EDGE | 6-3 | 265 | R-JR | 1L | Sumter, S.C. (Lakewood) |

| No. | Name | POS. | HT | WT | CL | EXP | Hometown (High/Last School) |
|-----|----------------------|------|------|-----|------|-----|---|
| 72 | Trai Jones | OL | 6-2 | 308 | R-SO | 1L | Abbeville, S.C. (Abbeville) |
| 45 | William Joyce | P | 6-3 | 215 | R-FR | SQ | Spartanburg, S.C. (Spartanburg) |
| 5 | Dakereon Joyner | WR | 6-1 | 215 | R-SR | 3L | N. Charleston, S.C. (Fort Dorchester) |
| 32 | Mohamed Kaba | LB | 6-2 | 239 | JR | 2L | Clinton, N.C. (Clinton) |
| 39 | Kai Kroeger | P | 6-4 | 207 | JR | 2L | Lake Forest, Ill. (Lake Forest) |
| 53 | Vershon Lee | OL | 6-4 | 308 | JR | 2L | Woodbridge, Va. (Freedom) |
| 17 | Xavier Legette | WR | 6-3 | 220 | SR | 3L | Mullins, S.C. (Mullins) |
| 42 | Daniel Lester | PK | 6-2 | 212 | FR | HS | Land O' Lakes, Fla. (Sunlake) |
| 57 | Grayson Mains | OL | 6-5 | 300 | FR | HS | Cumming, Ga. (Lambert) |
| 85 | Payton Mangrum | WR | 6-0 | 198 | R-SO | 1L | Greenville, S.C. (Eastside) |
| 70 | Hank Manos | OL | 6-4 | 303 | R-SR | 1L | Chapin, S.C. (Chapin) |
| 99 | D'Andre Martin | DL | 6-4 | 305 | FR | HS | Durham, N.C. (Life Christian Academy) |
| 22 | Bam Martin-Scott | LB | 6-2 | 235 | R-JR | SQ | Fort Wayne, Ind. (Snider/ Dodge City C.C.) |
| 35 | Chase McCracken | RB | 5-10 | 208 | FR | HS | Hilton Head, S.C. (Hilton Head Island) |
| 0 | Juju McDowell | RB | 5-9 | 180 | SO | 1L | Bainbridge, Ga. (Lee County) |
| 25 | Dante Miller | RB | 5-9 | 200 | GR | TR | Rockingham, N.C. (Richmond/ Columbia) |
| 55 | Jakai Moore | OL | 6-6 | 305 | R-JR | 2L | Nokesville, Va. (Patriot) |
| 64 | JonDarius Morgan | OL | 6-3 | 312 | R-FR | SQ | Birmingham, Ala. (Huffman) |
| 87 | Joseph Morris | WR | 6-0 | 195 | R-FR | TR | Camden, S.C. (Camden/N. Greenville) |
| 81 | Aaron Morton | WR | 5-8 | 177 | R-FR | SQ | Cincinnati, Ohio (Loveland) |
| 18 | Keenan Nelson Jr. | DB | 6-1 | 200 | FR | HS | Philadelphia, Pa. (St. Joseph's Prep) |
| 52 | Jaylen Nichols | OL | 6-5 | 322 | SR | 3L | Charlotte, N.C. (Myers Park) |
| 23 | Isaiah Norris | DB | 5-11 | 185 | R-JR | SQ | Anderson, S.C. (T.L. Hanna/ Georgia Military) |
| 40 | Ronnie Porter | LB | 6-1 | 238 | R-FR | SQ | Columbia, S.C. (Heathwood Hall) |
| 46 | Cole Rasmussen | LS | 5-11 | 210 | R-SO | SQ | Fort Mill, S.C. (Fort Mill/Charleston So.) |
| 7 | Spencer Rattler | QB | 6-1 | 215 | R-JR | TR | Phoenix, Ariz. (Pinnacle/Oklahoma) |
| 24 | Eriq Rice | WR | 6-1 | 195 | R-FR | SQ | Columbia, S.C. (A.C. Flora) |
| 36 | Hunter Rogers | LS | 6-1 | 205 | R-SO | 1L | Columbia, S.C. (Spring Valley) |
| 19 | Ben Rollins | WR | 5-9 | 170 | R-SO | SQ | Inman, S.C. (Chapman) |
| 12 | Anthony Rose | DB | 6-1 | 190 | FR | HS | Miami, Fla. (Miami Central) |
| 82 | Landon Samson | WR | 6-0 | 195 | FR | HS | Southlake, Texas (Southlake Carroll) |
| 88 | Jesse Sanders | TE | 6-3 | 245 | R-SO | SQ | Aiken, S.C. (South Aiken) |
| 90 | T.J. Sanders | DL | 6-5 | 300 | R-FR | SQ | Marion, S.C. (Marion) |
| 35 | Akhnaton Shabazz | LB | 6-0 | 225 | FR | HS | Marietta, Ga. (Harrison) |
| 22 | Zavier Short | TE | 6-2 | 220 | FR | HS | Chapin, S.C. (Chapin) |
| 1 | DQ Smith | DB | 6-1 | 212 | FR | HS | Columbia, S.C. (Spring Valley) |
| 29 | David Spaulding | DB | 6-1 | 197 | R-JR | 1L | Riceboro, Ga. (Bradwell Institute/ Georgia Southern) |
| 7 | Jordan Strachan | EDGE | 6-5 | 245 | S-SR | 1L | Kingsland, Ga. (Camden County/ Georgia State) |
| 67 | Chase Sweigart | OL | 6-6 | 305 | FR | HS | Chapin, S.C. (Chapin) |
| 86 | Chad Terrell | TE | 6-3 | 227 | S-SR | 2L | Bogue Chitto, Miss. (North Paulding) |
| 46 | Bryan Thomas Jr. | EDGE | 6-2 | 230 | FR | HS | Windermere, Fla. (Foundation Academy) |
| 27 | D.J. Twitty | RB | 6-0 | 225 | R-SR | TR | Inman, S.C. (Chapman/E. Tenn. State) |
| 6 | Josh Vann | WR | 5-11 | 192 | S-SR | 4L | Tucker, Ga. (Tucker) |
| 66 | Mac Walters | OL | 6-6 | 290 | FR | HS | Myrtle Beach, S.C. (Myrtle Beach) |
| 62 | Tyshawn Wannamaker | OL | 6-3 | 308 | R-SO | 1L | St. Matthews, S.C. (Calhoun County) |
| 64 | Demetrius Watson | DL | 6-3 | 290 | FR | HS | Charleston, S.C. (Fort Dorchester) |
| 94 | M.J. Webb | DL | 6-3 | 313 | S-SR | 3L | Rutledge, Ga. (Morgan County) |
| 3 | Antwane Wells Jr. | WR | 6-1 | 207 | JR | TR | Richmond, Va. (Highland Springs/ James Madison) |
| 15 | Donovan Westmoreland | LB | 6-1 | 228 | FR | HS | Griffin, Ga. (Griffin) |
| 54 | Jamaal Whyce | DL | 6-3 | 305 | FR | HS | Miami, Fla. (Florida Christian) |
| 0 | Debo Williams | LB | 6-1 | 237 | R-SO | 1L | Smyrna, Del. (Smyrna/Delaware) |
| 31 | Peyton Williams | DB | 6-0 | 200 | FR | HS | Heath, Texas (Rockwall-Heath) |
| 79 | Dylan Wonnum | OL | 6-5 | 305 | S-SR | 4L | Tucker, Ga. (Tucker) |



| No. | Name | POS. | HT | WT | CL | EXP | Hometown (High/Last School) |
|-----|-----------------------|------|------|-----|------|-----|---|
| 0 | Debo Williams | LB | 6-1 | 237 | R-SO | 1L | Smyrna, Del. (Smyrna/Delaware) |
| 0 | Juju McDowell | RB | 5-9 | 180 | SO | 1L | Bainbridge, Ga. (Lee County) |
| 1 | DQ Smith | DB | 6-1 | 212 | FR | HS | Columbia, S.C. (Spring Valley) |
| 3 | Antwane Wells Jr. | WR | 6-1 | 207 | JR | TR | Richmond, Va. (Highland Springs/ James Madison) |
| 4 | Terrell Dawkins | EDGE | 6-4 | 250 | R-JR | TR | Concord, N.C. (Cox Mill/NC State) |
| 4 | Colten Gauthier | QB | 6-3 | 215 | R-FR | SQ | Bethlehem, Ga. (Hebron Christian Academy) |
| 5 | Dakereon Joyner | WR | 6-1 | 215 | R-SR | 3L | N. Charleston, S.C. (Fort Dorchester) |
| 5 | Jordan Burch | EDGE | 6-6 | 275 | JR | 2L | Columbia, S.C. (Hammond School) |
| 6 | Josh Vann | WR | 5-11 | 192 | S-SR | 4L | Tucker, Ga. (Tucker) |
| 7 | Jordan Strachan | EDGE | 6-5 | 245 | S-SR | 1L | Kingsland, Ga. (Camden County/ Georgia State) |
| 7 | Spencer Rattler | QB | 6-1 | 215 | R-JR | TR | Phoenix, Ariz. (Pinnacle/Oklahoma) |
| 8 | Christian Beal-Smith | RB | 5-9 | 205 | GR | TR | Winston-Salem, N.C. (East Forsyth/ Wake Forest) |
| 8 | Gilber Edmond | EDGE | 6-5 | 250 | R-SO | 1L | Fort Pierce, Fla. (Westwood) |
| 9 | Luke Doty | QB | 6-1 | 210 | JR | 2L | Myrtle Beach, S.C. (Myrtle Beach) |
| 10 | Ahmarean Brown | WR | 5-9 | 167 | SR | 1L | Tampa, Fla. (Jefferson/Georgia Tech) |
| 10 | Tyreek Johnson | EDGE | 6-3 | 265 | R-JR | 1L | Sumter, S.C. (Lakewood) |
| 11 | Braden Davis | QB | 6-5 | 205 | FR | HS | Middletown, Del. (Middletown) |
| 11 | Emory Floyd | DB | 6-1 | 185 | FR | HS | Marietta, Ga. (Hillgrove) |
| 12 | Anthony Rose | DB | 6-1 | 190 | FR | HS | Miami, Fla. (Miami Central) |
| 13 | Jalen Brooks | WR | 6-2 | 205 | S-SR | 2L | Harrisburg, N.C. (Hickory Ridge/ Tarleton State) |
| 14 | Lovasea Carroll | RB | 6-2 | 205 | R-FR | TR | Warrenton, Ga (IMG Academy/ Georgia) |
| 15 | Tanner Bailey | QB | 6-1 | 205 | FR | HS | Gordo, Ala. (Gordo) |
| 15 | Donovan Westmoreland | LB | 6-1 | 228 | FR | HS | Griffin, Ga. (Griffin) |
| 16 | Hot Rod Fitten | EDGE | 6-2 | 250 | R-JR | 2L | Atlanta, Ga. (Booker T. Washington) |
| 17 | Xavier Legette | WR | 6-3 | 220 | SR | 3L | Mullins, S.C. (Mullins) |
| 18 | Keenan Nelson Jr. | DB | 6-1 | 200 | FR | HS | Philadelphia, Pa. (St. Joseph's Prep) |
| 19 | Brad Johnson | LB | 6-2 | 238 | S-SR | 4L | Pendleton, S.C. (Pendleton) |
| 19 | Ben Rollins | WR | 5-9 | 170 | R-SO | SQ | Inman, S.C. (Chapman) |
| 20 | Kylic Horton | WR | 6-4 | 205 | FR | HS | Santee, S.C. (Clarendon Hall) |
| 21 | Nick Emmanwori | DB | 6-4 | 218 | FR | HS | Irmo, S.C. (Irmo) |
| 22 | Bam Martin-Scott | LB | 6-2 | 235 | R-JR | SQ | Fort Wayne, Ind. (Snider/ Dodge City C.C.) |
| 22 | Zavier Short | TE | 6-2 | 220 | FR | HS | Chapin, S.C. (Chapin) |
| 23 | Isaiah Norris | DB | 5-11 | 185 | R-JR | SQ | Anderson, S.C. (T.L. Hanna/ Georgia Military) |
| 23 | Rashad Amos | RB | 6-2 | 227 | R-SO | SQ | Fayetteville, Ga. (Sandy Creek) |
| 24 | Marcellas Dial | DB | 6-0 | 192 | R-JR | 1L | Woodruff, S.C. (Woodruff/ Georgia Military) |
| 24 | Eriq Rice | WR | 6-1 | 195 | R-FR | SQ | Columbia, S.C. (A.C. Flora) |
| 25 | Dante Miller | RB | 5-9 | 200 | GR | TR | Rockingham, N.C. (Richmond/ Columbia) |
| 25 | O'Donnell Fortune | DB | 6-1 | 185 | R-SO | 1L | Sumter, S.C. (Sumter) |
| 26 | Landon Grier | DB | 5-9 | 185 | R-SO | SQ | Fort Lauderdale, Fla. (St. Thomas Aquinas) |
| 26 | Nathan Harris-Waynick | RB | 5-10 | 205 | R-FR | SQ | Sumter, S.C. (Sumter) |
| 27 | D.J. Twitty | RB | 6-0 | 225 | R-SR | TR | Inman, S.C. (Chapman/E. Tenn. State) |
| 29 | David Spaulding | DB | 6-1 | 197 | R-JR | 1L | Riceboro, Ga. (Bradwell Institute/ Georgia Southern) |
| 29 | Jalen Daniels | QB | 6-4 | 215 | FR | HS | San Diego, Calif. (Lincoln) |
| 30 | Jace Blackshear | DB | 5-8 | 183 | FR | HS | Hilton Head, S.C. (Hilton Head Christian Academy) |
| 31 | Peyton Williams | DB | 6-0 | 200 | FR | HS | Heath, Texas (Rockwall-Heath) |
| 31 | DJ Black | WR | 6-1 | 195 | FR | HS | Inman, S.C. (Chapman) |
| 32 | Mohamed Kaba | LB | 6-2 | 239 | JR | 2L | Clinton, N.C. (Clinton) |
| 32 | Bradley Dunn | RB | 5-9 | 210 | R-SO | SQ | Columbia, S.C. (Hammond School) |

| No. | Name | POS. | HT | WT | CL | EXP | Hometown (High/Last School) |
|-----|--------------------|------|------|-----|------|-----|---|
| 33 | Kajuan Banks | DB | 5-10 | 185 | FR | HS | Tallahassee, Fla. (Godby) |
| 34 | Matthew Bailey | LS | 6-2 | 215 | R-JR | 2L | Deland, Fla. (Deland) |
| 35 | Chase McCracken | RB | 5-10 | 208 | FR | HS | Hilton Head, S.C. (Hilton Head Island) |
| 35 | Akhnaton Shabazz | LB | 6-0 | 225 | FR | HS | Marietta, Ga. (Harrison) |
| 36 | B.J. Gibson | DB | 6-4 | 215 | R-JR | SQ | Marietta, Ga. (Walton/Navy) |
| 36 | Hunter Rogers | LS | 6-1 | 205 | R-SO | 1L | Columbia, S.C. (Spring Valley) |
| 39 | Kai Kroeger | P | 6-4 | 207 | JR | 2L | Lake Forest, Ill. (Lake Forest) |
| 40 | Alex Herrera | K/P | 6-0 | 195 | R-JR | 1L | Columbia, S.C. (Spring Valley) |
| 40 | Ronnie Porter | LB | 6-1 | 238 | R-FR | SQ | Columbia, S.C. (Heathwood Hall) |
| 41 | Andrew Colasurdo | LB | 6-1 | 240 | R-FR | SQ | Inman, S.C. (Chapman) |
| 42 | Daniel Lester | PK | 6-2 | 212 | FR | HS | Land O' Lakes, Fla. (Sunlake) |
| 43 | Joseph Byrnes | DB | 6-0 | 195 | R-FR | SQ | Camden, S.C. (Camden) |
| 44 | Nate Adkins | TE | 6-3 | 252 | GR | TR | Knoxville, Tenn. (Bearden/ East Tennessee State) |
| 44 | Sherrod Greene | LB | 6-1 | 233 | S-SR | 3L | Rocky Mount, N.C. (Rocky Mount) |
| 45 | Colin Bryant | LB | 6-3 | 225 | R-FR | TR | Mt. Pleasant, S.C. (Wando/Alabama) |
| 45 | William Joyce | P | 6-3 | 215 | R-FR | SQ | Spartanburg, S.C. (Spartanburg) |
| 46 | Cole Rasmussen | LS | 5-11 | 210 | R-SO | SQ | Fort Mill, S.C. (Fort Mill/Charleston So.) |
| 46 | Bryan Thomas Jr. | EDGE | 6-2 | 230 | FR | HS | Windermere, Fla. (Foundation Academy) |
| 47 | King-Demenian Ford | DB | 6-2 | 207 | R-SO | SQ | Blythewood, S.C. (Blythewood) |
| 49 | Dave Adams | TE | 6-2 | 230 | R-SO | SQ | Gadsden, S.C. (Blythewood) |
| 50 | Felix Hixon | DL | 6-3 | 300 | FR | HS | Jackson, Ga. (Jackson) |
| 52 | Jaylen Nichols | OL | 6-5 | 322 | SR | 3L | Charlotte, N.C. (Myers Park) |
| 52 | Stone Blanton | LB | 6-2 | 235 | FR | HS | Jackson, Miss. (Madison-Ridgeland Academy) |
| 53 | Vershon Lee | OL | 6-4 | 308 | JR | 2L | Woodbridge, Va. (Freedom) |
| 54 | Jovaughn Gwyn | OL | 6-3 | 300 | R-SR | 3L | Charlotte, N.C. (Harding University) |
| 54 | Jamaal Whyce | DL | 6-3 | 305 | FR | HS | Miami, Fla. (Florida Christian) |
| 55 | Jakai Moore | OL | 6-6 | 305 | R-JR | 2L | Nokesville, Va. (Patriot) |
| 57 | Grayson Mains | OL | 6-5 | 300 | FR | HS | Cumming, Ga. (Lambert) |
| 62 | Tyshawn Wannamaker | OL | 6-3 | 308 | R-SO | 1L | St. Matthews, S.C. (Calhoun County) |
| 64 | JonDarius Morgan | OL | 6-3 | 312 | R-FR | SQ | Birmingham, Ala. (Huffman) |
| 64 | Demetrius Watson | DL | 6-3 | 290 | FR | HS | Charleston, S.C. (Fort Dorchester) |
| 65 | Jackson Hall | OL | 6-3 | 300 | FR | HS | Honea Path, S.C. (Belton-Honea Path) |
| 66 | Mac Walters | OL | 6-6 | 290 | FR | HS | Myrtle Beach, S.C. (Myrtle Beach) |
| 67 | Chase Sweigart | OL | 6-6 | 305 | FR | HS | Chapin, S.C. (Chapin) |
| 68 | Wyatt Campbell | OL | 6-6 | 310 | R-SR | SQ | Elgin, S.C. (Lugoff-Elgin) |
| 70 | Hank Manos | OL | 6-4 | 303 | R-SR | 1L | Chapin, S.C. (Chapin) |
| 71 | Eric Douglas | OL | 6-4 | 297 | S-SR | 4L | Charlotte, N.C. (Mallard Creek) |
| 72 | Trai Jones | OL | 6-2 | 308 | R-SO | 1L | Abbeville, S.C. (Abbeville) |
| 73 | Ryan Brubaker | OL | 6-6 | 280 | FR | HS | Stevens, Pa. (Cocalico) |
| 75 | Cason Henry | OL | 6-6 | 295 | FR | HS | Marietta, Ga. (Walton) |
| 77 | Colin Henrich | OL | 6-3 | 305 | R-FR | SQ | Leesburg, Va. (IMG Academy) |
| 79 | Dylan Wonnum | OL | 6-5 | 305 | S-SR | 4L | Tucker, Ga. (Tucker) |
| 80 | Wyatt Campbell | TE | 6-6 | 310 | R-SR | SQ | Elgin, S.C. (Lugoff-Elgin) |
| 81 | Aaron Morton | WR | 5-8 | 177 | R-FR | SQ | Cincinnati, Ohio (Loveland) |
| 82 | Landon Samson | WR | 6-0 | 195 | FR | HS | Southlake, Texas (Southlake Carroll) |
| 85 | Payton Mangrum | WR | 6-0 | 198 | R-SO | 1L | Greenville, S.C. (Eastside) |
| 86 | Chad Terrell | TE | 6-3 | 227 | S-SR | 2L | Bogue Chitto, Miss. (North Paulding) |
| 87 | Joseph Morris | WR | 6-0 | 195 | R-FR | TR | Camden, S.C. (Camden/N. Greenville) |
| 88 | Jesse Sanders | TE | 6-3 | 245 | R-SO | SQ | Aiken, S.C. (South Aiken) |
| 89 | O'Mega Blake | WR | 6-2 | 190 | R-FR | SQ | Rock Hill, S.C. (South Pointe) |
| 90 | T.J. Sanders | DL | 6-5 | 300 | R-FR | SQ | Marion, S.C. (Marion) |
| 91 | Tonka Hemingway | DL | 6-3 | 295 | JR | 2L | Conway, S.C. (Conway) |
| 93 | Nick Barrett | DL | 6-3 | 330 | SO | 1L | Goldsboro, N.C. (Eastern Wayne) |
| 94 | M.J. Webb | DL | 6-3 | 313 | S-SR | 3L | Rutledge, Ga. (Morgan County) |
| 95 | Alex Huntley | DL | 6-4 | 305 | R-SO | 1L | Blythewood, S.C. (Hammond School) |
| 98 | Mitch Jeter | PK | 5-10 | 195 | JR | 2L | Salisbury, N.C. (Cannon School) |
| 99 | D'Andre Martin | DL | 6-4 | 305 | FR | HS | Durham, N.C. (Life Christian Academy) |



Offense

| | | | | | | |
|-----------|-------|----------------------|------|-----|-------|---------------------|
| WR | 3 | Antwane Wells Jr. | 6-1 | 207 | JR-TR | Richmond, Va. |
| | 17 | Xavier Legette | 6-3 | 220 | SR-3L | Mullins, S.C. |
| WR | 10 | Ahmarean Brown | 5-9 | 167 | SR-1L | Tampa, Fla. |
| | or 5 | Dakereon Joyner | 6-1 | 215 | SR-3L | N. Charleston, S.C. |
| WR | 6 | Josh Vann | 5-11 | 192 | SR-4L | Tucker, Ga. |
| | or 5 | Dakereon Joyner | 6-1 | 215 | SR-3L | N. Charleston, S.C. |
| LT | 52 | Jaylen Nichols | 6-5 | 322 | SR-3L | Charlotte, N.C. |
| | 55 | Jakai Moore | 6-6 | 305 | JR-2L | Nokesville, Va. |
| LG | 55 | Jakai Moore | 6-6 | 305 | JR-2L | Nokesville, Va. |
| | 53 | Vershon Lee | 6-4 | 308 | JR-2L | Woodbridge, Va. |
| | or 72 | Trai Jones | 6-2 | 308 | SO-1L | Abbeville, S.C. |
| OC | 71 | Eric Douglas | 6-4 | 297 | SR-4L | Charlotte, N.C. |
| | 70 | Hank Manos | 6-4 | 303 | SR-1L | Chapin, S.C. |
| RG | 54 | Jovaughn Gwyn | 6-3 | 300 | SR-3L | Charlotte, N.C. |
| | 68 | Wyatt Campbell | 6-6 | 310 | SR-SQ | Elgin, S.C. |
| RT | 62 | Tyshawn Wannamaker | 6-3 | 308 | SO-1L | St. Matthews, S.C. |
| | 75 | Cason Henry | 6-6 | 300 | FR-HS | Marietta, Ga. |
| TE | 44 | Nate Adkins | 6-3 | 252 | GR-TR | Knoxville, Tenn. |
| QB | 7 | Spencer Rattler | 6-1 | 215 | JR-TR | Phoenix, Ariz. |
| | 9 | Luke Doty | 6-1 | 210 | JR-2L | Myrtle Beach, S.C. |
| RB | 0 | Juju McDowell | 5-9 | 180 | SO-1L | Bainbridge, Ga. |
| | or 8 | Christian Beal-Smith | 5-9 | 205 | GR-TR | Winston-Salem, N.C. |

CLASS DISTINCTION: The SEC student-athlete classification subgroup recommended that schools advance student-athletes forward on their rosters as usual, adding a year on at the end of their eligibility. This more closely mirrors academic progress and is also consistent with criteria for a number of awards. Advancing a student-athlete also includes advancing him to the designation of redshirt freshman redshirt sophomore, etc.

Defense

| | | | | | | |
|-------------|-------|-------------------|------|-----|-------|-------------------|
| EDGE | 5 | Jordan Burch | 6-6 | 275 | JR-2L | Columbia, S.C. |
| | 10 | Tyreek Johnson | 6-3 | 265 | JR-1L | Sumter, S.C. |
| DT | 94 | M.J. Webb | 6-3 | 313 | SR-3L | Rutledge, Ga. |
| | 90 | T.J. Sanders | 6-5 | 300 | FR-SQ | Marion, S.C. |
| DT | 91 | Tonka Hemingway | 6-3 | 295 | JR-2L | Conway, S.C. |
| | 95 | Alex Huntley | 6-4 | 305 | SO-1L | Blythewood, S.C. |
| EDGE | 46 | Bryan Thomas Jr. | 6-2 | 230 | FR-HS | Windermere, Fla. |
| | 16 | Hot Rod Fitten | 6-2 | 250 | JR-2L | Atlanta, Ga. |
| MLB | 44 | Sherrod Greene | 6-1 | 233 | SR-3L | Rocky Mount, N.C. |
| | 52 | Stone Blanton | 6-2 | 235 | FR-HS | Jackson, Miss. |
| WLB | 19 | Brad Johnson | 6-2 | 238 | SR-4L | Pendleton, S.C. |
| | 0 | Debo Williams | 6-1 | 237 | SO-1L | Smyrna, Del. |
| NICK | 1 | DQ Smith | 6-1 | 212 | FR-HS | Columbia, S.C. |
| | or 18 | Keenan Nelson Jr. | 6-1 | 200 | FR-HS | Philadelphia, Pa. |
| CB | 24 | Marcellas Dial | 6-0 | 192 | JR-1L | Woodruff, S.C. |
| | 33 | Kajuan Banks | 5-10 | 185 | FR-HS | Tallahassee, Fla. |
| SS | 21 | Nick Emmanwori | 6-4 | 218 | FR-HS | Irmo, S.C. |
| | 31 | Peyton Williams | 6-0 | 200 | FR-HS | Heath, Texas |
| FS | 1 | DQ Smith | 6-1 | 212 | FR-HS | Columbia, S.C. |
| | or 36 | B.J. Gibson | 6-4 | 215 | R-JR | Marietta, Ga. |
| CB | 25 | O'Donnell Fortune | 6-1 | 185 | SO-1L | Sumter, S.C. |
| | 11 | Emory Floyd | 6-1 | 185 | FR-HS | Marietta, Ga. |

Specialists

| | | | | | | |
|------------|-------|----------------|------|-----|-------|-------------------|
| PK | 98 | Mitch Jeter | 5-10 | 195 | JR-1L | Salisbury, N.C. |
| | 40 | Alex Herrera | 6-0 | 195 | JR-1L | Columbia, S.C. |
| KO | 98 | Mitch Jeter | 5-10 | 195 | JR-1L | Salisbury, N.C. |
| | 40 | Alex Herrera | 6-0 | 195 | JR-1L | Columbia, S.C. |
| P | 39 | Kai Kroeger | 6-4 | 207 | JR-2L | Lake Forest, Ill. |
| | 40 | Alex Herrera | 6-0 | 195 | JR-1L | Columbia, S.C. |
| LSN | 36 | Hunter Rogers | 6-1 | 205 | SO-1L | Columbia, S.C. |
| | 34 | Matthew Bailey | 6-2 | 215 | JR-2L | Deland, Fla. |
| SSN | 36 | Hunter Rogers | 6-1 | 205 | SO-1L | Columbia, S.C. |
| | 34 | Matthew Bailey | 6-2 | 215 | JR-2L | Deland, Fla. |
| H | 39 | Kai Kroeger | 6-4 | 207 | JR-2L | Lake Forest, Ill. |
| | 45 | William Joyce | 6-3 | 215 | FR-RS | Spartanburg, S.C. |
| KOR | 17 | Xavier Legette | 6-3 | 220 | SR-3L | Mullins, S.C. |
| | 21 | Juju McDowell | 5-9 | 180 | SO-1L | Leesburg, Ga. |
| PR | 6 | Josh Vann | 5-11 | 192 | SR-4L | Tucker, Ga. |
| | or 10 | Ahmarean Brown | 5-9 | 167 | SR-1L | Tampa, Fla. |



COACHING STAFF

SHANE
BEAMER



SHANE BEAMER



Shane Beamer, one of the rising stars among coaches in college football, is wrapping up his second season as the University of South Carolina's head coach. He was named the Gamecocks' 36th head football coach on Dec. 6, 2020.

Beamer had a successful first season in Columbia, improving the Gamecocks by 3.5 games, from a 2-8 mark in 2020 to a 7-6 campaign in 2021, including a convincing win over North Carolina in the Duke's Mayo Bowl. He tied the school record for wins

by a first-year head coach, doubled the preseason's expected win total and surpassed the win total of the two previous seasons combined, earning him a share of the Steve Spurrier First-Year Coach of the Year Award, presented by the Football Writers Association of America (FWAA). Safety Jaylan Foster earned All-America honors and three players were selected in the NFL Draft following his inaugural season.

In 2022, the team again exceeded expectations, finishing third in the division while recording eight regular-season wins, including three wins over ranked opponents - two in the Top-10. With 15 wins through his first two campaigns, Coach Beamer is tied with Joe Morrison, Steve Spurrier and Will Muschamp for the most wins in his first two seasons at Carolina. Punter Kai Kroeger earned All-America honors, leading a special teams unit ranked No. 1 in the country.

Prior to his first head coaching stint, Beamer had been an assistant coach at seven Football Bowl Subdivision schools for 21 seasons. During his career as an assistant, he coached in 17 bowl games, including a College Football Playoff National Championship Game, posted 18 non-losing seasons, six of those with double-digit victories, and his teams won 63 percent of its games. He has coached all three phases of the game - offense, defense and special teams.

Beamer is not new to South Carolina. The Charleston, S.C. native, served as an assistant coach with the Gamecocks for four seasons from 2007-10 under head coach Steve Spurrier. In 2007, he served as the outside linebackers coach and co-special teams coordinator. He mentored the cornerbacks in 2008, then coached the Spurs and strong safeties and was both the special teams coordinator and recruiting coordinator in 2009 and 2010, setting the foundation for the most successful run in Gamecock Football history.

In 2009 at South Carolina, Beamer was nominated for the Frank Broyles Award, which goes annually to the nation's top assistant coach. His special teams' units recorded five blocked kicks that season, tying for the SEC lead and tying for the eighth-highest total in the nation. He also helped coach a defensive unit that ranked third in the SEC and 15th in the country in total defense, and second in the league and eighth in the country in passing defense.

As the Gamecocks' recruiting coordinator, his 2009 class was ranked 12th-best in the country, and the 2010 and 2011 classes were ranked in the Top 25.

During his tenure as recruiting coordinator, nine Gamecocks were selected in the NFL Draft, including first round selection Stephen Gilmore (Buffalo) and

second round picks Alshon Jeffery (Chicago) and D.J. Swearinger (Houston).

The Gamecocks all-time winningest quarterback, Connor Shaw, and rushing touchdown leader, Marcus Lattimore, were also in the 2010 class.

Beamer has been a part of building programs throughout his career. He has been on three coaching staffs where the head coach was in his first or second season at the school. He joined Sylvester Croom's staff at Mississippi State in his first season, Kirby Smart's program at Georgia in his first season, and Lincoln Riley's unit at Oklahoma in his second season.

Beamer came to Carolina from Oklahoma, where he served as the assistant head coach for offense and mentored the tight ends and H-backs for three highly-successful seasons. In 2020, Oklahoma ranked sixth in the country in scoring (43.0), 11th in total offense (494.7) and 14th in passing offense (315.0). In 2019, the Sooners led the nation in yards per play (8.0) and ranked third in total offense (537.6) and fourth in passing efficiency rating (187.0). Oklahoma led the nation in total offense (570.3), scoring offense (48.4) and yards per play (FBS-record 8.6), and ranked second in passing efficiency rating (194.9) in 2018.

Prior to his arrival in Norman, Beamer spent two seasons on the staff at Georgia as tight ends coach and special teams coordinator under Kirby Smart. The Bulldogs posted a 21-7 combined record with Beamer on staff. In 2017, the Bulldogs won the SEC Championship and finished second in the nation, falling in the CFP title game to Alabama in overtime. His special teams ranked eighth nationally in net punting (41.7), and 20th in kickoff returns (23.5) while blocking four kicks.

The son of Hall of Fame coach, Frank Beamer, he worked with his father as the associate head coach and running backs coach at Virginia Tech from 2011-15. In his first year, he coached David Wilson, who broke the Tech single-season rushing record and was named All-American and ACC Player of the Year and went on to become a first-round NFL draft selection by the New York Giants. Shane served as the Hokies' acting head coach in the 2014 Military Bowl win while his father watched from the press box following throat surgery.

Beamer's first full-time coaching position was at Mississippi State, joining the Bulldogs in 2004 as cornerbacks coach and recruiting coordinator. In his first two seasons at State, he guided three defensive backs to SEC All-Freshman Team accolades. He maintained the recruiting coordinator title but made the move to running backs coach in the spring of 2006 where he tutored running back Anthony Dixon to SEC All-Freshman honors.

Beamer spent three seasons (2001-03) as a graduate assistant at Tennessee, helping with the cornerbacks and assisting in all special teams areas. He also oversaw game opponent scouting while earning a master's degree in sport management in December 2003.

Before joining the staff at Tennessee, he worked one season (2000) as a graduate assistant at Georgia Tech, helping with the Yellow Jacket quarterbacks and wide receivers.

A December 1999 graduate of Virginia Tech, Beamer was a member of five bowl teams (1995-99 seasons) and three Big East Conference championship squads on the Hokie football team as a long snapper and wide receiver. He was a long snapper on the 1999 Virginia Tech team that played for the BCS National Championship.

Beamer and his wife, Emily, are the parents of three children - two daughters, Sutton and Olivia, both born in Columbia, and a son, Hunter, born in Blacksburg, Va.



Beamer Through the Years

| Year | School | Position | Record | Conf. | Head Coach | Bowl Game |
|------|-------------------|--------------------|--------|-------|-----------------|---------------------------------|
| 1995 | Virginia Tech | WR/Long Snapper | 10-2 | 6-1 | Frank Beamer | Sugar |
| 1996 | Virginia Tech | WR/Long Snapper | 10-2 | 6-1 | Frank Beamer | Orange |
| 1997 | Virginia Tech | WR/Long Snapper | 7-5 | 5-2 | Frank Beamer | Gator |
| 1998 | Virginia Tech | WR/Long Snapper | 9-3 | 5-2 | Frank Beamer | Music City |
| 1999 | Virginia Tech | WR/Long Snapper | 11-1 | 7-0 | Frank Beamer | Sugar |
| 2000 | Georgia Tech | Graduate Assistant | 9-3 | 6-2 | George O'Leary | Peach |
| 2001 | Tennessee | Graduate Assistant | 11-2 | 7-1 | Phillip Fulmer | Citrus |
| 2002 | Tennessee | Graduate Assistant | 8-5 | 5-3 | Phillip Fulmer | Peach |
| 2003 | Tennessee | Graduate Assistant | 10-3 | 6-2 | Phillip Fulmer | Peach |
| 2004 | Mississippi State | Cornerbacks/RC | 3-8 | 2-6 | Sylvester Croom | - |
| 2005 | Mississippi State | Cornerbacks/RC | 3-8 | 1-7 | Sylvester Croom | - |
| 2006 | Mississippi State | Running Backs/RC | 3-9 | 1-7 | Sylvester Croom | - |
| 2007 | South Carolina | OLB/Co-ST Coord. | 6-6 | 3-5 | Steve Spurrier | - |
| 2008 | South Carolina | Cornerbacks | 7-6 | 4-4 | Steve Spurrier | Outback |
| 2009 | South Carolina | Spurs/SS/STC/RC | 7-6 | 3-5 | Steve Spurrier | Papajohns.com |
| 2010 | South Carolina | Spurs/SS/STC/RC | 9-5 | 5-3 | Steve Spurrier | Chick-fil-A |
| 2011 | Virginia Tech | AHC/Running Backs | 11-3 | 7-1 | Frank Beamer | Sugar |
| 2012 | Virginia Tech | AHC/Running Backs | 7-6 | 4-4 | Frank Beamer | Russell Athletic |
| 2013 | Virginia Tech | AHC/Running Backs | 8-5 | 5-3 | Frank Beamer | Sun |
| 2014 | Virginia Tech | AHC/Running Backs | 7-6 | 3-5 | Frank Beamer | Military |
| 2015 | Virginia Tech | AHC/Running Backs | 7-6 | 4-4 | Frank Beamer | Independence |
| 2016 | Georgia | Tight Ends/STC | 8-5 | 4-4 | Kirby Smart | Liberty |
| 2017 | Georgia | Tight Ends/STC | 13-2 | 7-1 | Kirby Smart | Rose (CFP)/ CFP Championship |
| 2018 | Oklahoma | AHC/TE/H-Backs | 12-2 | 8-1 | Lincoln Riley | Orange (CFP) |
| 2019 | Oklahoma | AHC/TE/H-Backs | 12-2 | 8-1 | Lincoln Riley | Peach (CFP) |
| 2020 | Oklahoma | AHC/TE/H-Backs | 9-2 | 6-2 | Lincoln Riley | Cotton |
| 2021 | South Carolina | Head Coach | 7-6 | 3-5 | Shane Beamer | Duke's Mayo |
| 2022 | South Carolina | Head Coach | 8-4 | 4-4 | | |

TOTALS

| | | | | |
|----------------------|---------------------------|--------------------|----------------|---------------|
| 1995-99 | Virginia Tech | Player | 47-13 | 29-6 |
| 2000 | Georgia Tech | Graduate Assistant | 9-3 | 6-2 |
| 2001-03 | Tennessee | Graduate Assistant | 29-10 | 18-6 |
| 2004-06 | Mississippi State | Assistant Coach | 9-25 | 4-20 |
| 2007-10 | South Carolina | Assistant Coach | 29-23 | 15-17 |
| 2011-15 | Virginia Tech | Assistant Coach | 40-26 | 23-17 |
| 2016-17 | Georgia | Assistant Coach | 21-7 | 11-5 |
| 2018-20 | Oklahoma | Assistant Coach | 33-6 | 22-4 |
| 2021 | South Carolina | Head Coach | 15-10 | 7-9 |
| 1995-99 TOTAL | Player | | 47-13 | 29-6 |
| 2000-03 TOTAL | Graduate Assistant | | 38-13 | 24-8 |
| 2004-20 TOTAL | Assistant Coach | | 132-87 | 75-63 |
| 2021-22 TOTAL | Head Coach | | 15-10 | 7-9 |
| OVERALL | | | 232-123 | 135-86 |



Beamer in Bowl Games

| Year | School | Opponent | Bowl Game | Result |
|------|----------------|----------------|------------------|----------|
| 1995 | Virginia Tech | Texas | Sugar | W, 28-10 |
| 1996 | Virginia Tech | Nebraska | Orange | L, 21-41 |
| 1997 | Virginia Tech | North Carolina | Gator | L, 3-42 |
| 1998 | Virginia Tech | Alabama | Music City | W, 38-7 |
| 1999 | Virginia Tech | Florida State | Sugar | L, 29-46 |
| 2000 | Georgia Tech | LSU | Peach | L, 14-28 |
| 2001 | Tennessee | Michigan | Citrus | W, 45-17 |
| 2002 | Tennessee | Maryland | Peach | L, 3-30 |
| 2003 | Tennessee | Clemson | Peach | L, 14-27 |
| 2008 | South Carolina | Iowa | Outback | L, 10-31 |
| 2009 | South Carolina | UConn | Papajohns.com | L, 7-20 |
| 2010 | South Carolina | Florida State | Chick-fil-A | L, 17-26 |
| 2011 | Virginia Tech | Michigan | Sugar | L, 20-23 |
| 2012 | Virginia Tech | Rutgers | Russell Athletic | W, 13-10 |
| 2013 | Virginia Tech | UCLA | Sun | L, 12-42 |
| 2014 | Virginia Tech | Cincinnati | Military | W, 33-17 |
| 2015 | Virginia Tech | Tulsa | Independence | W, 55-52 |
| 2016 | Georgia | TCU | Liberty | W, 31-23 |
| 2017 | Georgia | Oklahoma | Rose (CFP) | W, 54-48 |
| | | Alabama | CFP Championship | L, 23-26 |
| 2018 | Oklahoma | Alabama | Orange (CFP) | L, 34-45 |
| 2019 | Oklahoma | LSU | Peach (CFP) | L, 28-63 |
| 2021 | South Carolina | North Carolina | Duke's Mayo | W, 38-21 |

Beamer Trends

| | 2022 | All |
|------------------------------|------|-------|
| Overall | 8-4 | 15-10 |
| Home | 5-2 | 10-4 |
| Road | 3-2 | 4-6 |
| Neutral | 0-0 | 1-0 |
| August | 0-0 | 0-0 |
| September | 3-2 | 5-4 |
| October | 2-1 | 4-3 |
| November | 3-1 | 5-3 |
| December | 0-0 | 1-0 |
| January | 0-0 | 0-0 |
| Leading after 1st Quarter | 5-0 | 10-1 |
| Tied after 1st Quarter | 1-0 | 1-0 |
| Trailing after 1st Quarter | 2-4 | 4-9 |
| Leading at Halftime | 6-0 | 11-0 |
| Tied at Halftime | 1-0 | 2-0 |
| Trailing at Halftime | 1-4 | 2-10 |
| Leading after 3rd Quarter | 7-0 | 12-0 |
| Tied after 3rd Quarter | 0-0 | 1-0 |
| Trailing after 3rd Quarter | 1-4 | 2-10 |
| When Scoring First | 7-0 | 12-1 |
| When Opp. Scores First | 1-4 | 3-9 |
| Largest Halftime Lead | 22 | 29 |
| Largest Halftime Deficit | 24 | 31 |
| Come From Behind Win | 14 | 14 |
| Score 20-plus Points | 8-1 | 15-3 |
| Score 30-plus Points | 7-1 | 10-1 |
| Opponents Score 20 or less | 4-0 | 10-1 |
| Decided by 3 or less | 1-0 | 3-1 |
| Decided by 7 or less | 2-0 | 5-2 |
| Decided by 8 or less | 2-0 | 5-2 |
| Decided by 10 or less | 3-0 | 7-2 |
| Rush for 100-plus Yards | 6-0 | 12-1 |
| Rush for 150-plus Yards | 5-0 | 8-1 |
| Pass for 200-plus Yards | 6-2 | 10-4 |
| Pass for 300-plus Yards | 2-1 | 3-1 |
| Total 400-plus Yards | 5-1 | 9-1 |
| Opp. Rush 100 yards or less | 1-0 | 3-0 |
| Opp. Pass 200 yards or less | 4-1 | 8-5 |
| Opp. Total 300 yards or less | 2-0 | 4-0 |
| Commit More Turnovers | 1-4 | 3-7 |
| Commit Fewer Turnovers | 4-0 | 7-2 |
| Commit Equal Turnovers | 3-0 | 5-1 |
| Lead in Time of Possession | 3-0 | 9-2 |
| Trail in Time of Possession | 5-4 | 6-8 |
| Games with a Def. Score | 0-0 | 4-0 |
| Games with a Blocked Kick | 3-1 | 5-2 |





GREG ADKINS **Offensive Line Coach**

- ◆ Second year at South Carolina.
- ◆ Most recently was the offensive line coach at Marshall.
- ◆ Has previous SEC coaching experience at Tennessee and Georgia.
- ◆ Boasts NFL coaching experience with the Buffalo Bills.
- ◆ A 1990 graduate of Marshall where he played as an offensive lineman.



CLAYTON WHITE **Defensive Coordinator/ Inside Linebackers Coach**

- ◆ Second year at South Carolina.
- ◆ Scoring defense improved from 105th to 46th in one year.
- ◆ Most recently served as the DC at Western Kentucky.
- ◆ A four-time nominee for the Broyles Award including 2021.
- ◆ Played in the NFL for three seasons after graduating from NC State in 2001.



MONTARIO HARDESTY **Running Backs Coach**

- ◆ Second year at South Carolina.
- ◆ Had two players invited to the NFL Combine in 2022.
- ◆ Most recently was the wide receivers coach at Charlotte.
- ◆ Running back who played his collegiate ball at Tennessee.
- ◆ Was a second-round pick by the Cleveland Browns in the 2010 NFL Draft.
- ◆ A native of New Bern, N.C.



TORRIAN GRAY **Defensive Backs Coach**

- ◆ Second year at South Carolina.
- ◆ The Gamecocks led the SEC and ranked seventh in the country in pass defense in 2021.
- ◆ Most recently worked as the cornerbacks coach at Florida.
- ◆ Boasts NFL coaching experience with Washington and Chicago.
- ◆ Coached at his alma mater (Virginia Tech) for 10 years following his NFL career.



JUSTIN STEPP **Wide Receivers Coach**

- ◆ Second year at South Carolina.
- ◆ Most recently served as the wide receivers coach at Arkansas.
- ◆ Was a finalist for the 2017 FootballScoop Wide Receivers Coach of the Year award.
- ◆ Local product who was raised in the Columbia area and attended Pelion High School.
- ◆ Twin brother, Josh, is an assistant coach at Louisville.



JIMMY LINDSEY **Defensive Line Coach**

- ◆ Second year at South Carolina.
- ◆ Most recently was on Lovie Smith's staff at Illinois.
- ◆ Worked on the Western Kentucky staff with Clayton White from 2017-19.
- ◆ Was born in Cheraw, S.C. and grew up in Morven, N.C.
- ◆ Has participated in the NFL's Minority Coaching Internship program with four teams.



LONNIE TEASLEY **Offensive Line Coach**

- ◆ Second year at South Carolina.
- ◆ Hired as an offensive analyst.
- ◆ Took over much of the on-field coaching duties with the offensive line early in the 2022 season.
- ◆ Had previous O-line coaching experience at Arkansas Pine-Bluff, Tennessee Tech and N.C. Central.
- ◆ NFL experience with Baltimore.



STERLING LUCAS **Outside Linebackers/ Defensive Ends Coach**

- ◆ First year at South Carolina.
- ◆ Orangeburg, S.C. native who joined the staff in January.
- ◆ Spent 2021 as an assistant defensive line coach for the Jacksonville Jaguars.
- ◆ Spent five seasons (2016-20) with the Baltimore Ravens.
- ◆ Began his coaching career at his alma mater, NC State



JODY WRIGHT **Tight Ends Coach**

- ◆ First year at South Carolina.
- ◆ Joined the staff in February.
- ◆ Spent the past two seasons in the NFL with the New York Football Giants.
- ◆ Last worked at the collegiate level in 2018 at UAB.
- ◆ Owns four national championship rings in two stints at Alabama under Nick Saban.
- ◆ Played at Jacksonville State.



PETE LEMBO **Associate Head Coach/ Special Teams Coordinator**

- ◆ Second year at South Carolina.
- ◆ Semifinalist for the 2022 Broyles Award.
- ◆ Most recently spent two seasons at Memphis.
- ◆ Regarded as one of the top special teams coordinators in college football.
- ◆ Has head coaching experience at Ball State, Elon and Lehigh.



**KAI
KROEGER
ALL-AMERICAN
PUNTER**



THE GAMECOCKS



NATE ADKINS

44

TE | 6-3 | 252 | GR | TR

KNOXVILLE, TENN.

(BEARDEN/EAST TENNESSEE STATE)

- ◆ First-year graduate transfer tight end from East Tennessee State.
- ◆ Appeared in all 12 games making eight starts.
- ◆ Selected as one of two "Above All Else" Award winners, along with Dakereon Joyner, following the season.
- ◆ Caught eight passes for 90 yards, an average of 11.3 per catch.
- ◆ Had his best game in the regular-season finale against Clemson when he caught four passes for 62 yards, including a season-long 32-yard reception.
- ◆ Fantastic catch against Clemson earned him "You Got Mossed" accolades from NFL on ESPN's Randy Moss and "Catch of the Year" acclaim from SEC Network's Chris Doering.
- ◆ Credited with two receptions for 20 yards against Tennessee, so six of his eight catches and 82 of his 90 yards came in the last two contests.
- ◆ Served as team captain against Missouri.
- ◆ Son of offensive line coach Greg Adkins.

ADKINS' STATISTICS

| Year | GP/GS | Rec | Yds | Avg | TD | Long |
|--------------|--------------|-----------|------------|-------------|----------|-----------|
| 2018* | 12/2 | 5 | 50 | 10.0 | 1 | 24 |
| 2019* | 12/12 | 25 | 241 | 9.6 | 2 | 24 |
| 2020* | 6/4 | 10 | 101 | 10.1 | 0 | 22 |
| 2021* | 13/11 | 33 | 357 | 10.8 | 1 | 24 |
| 2022 | 12/8 | 8 | 90 | 11.3 | 0 | 32 |
| Total | 55/37 | 81 | 839 | 10.4 | 4 | 32 |

*-East Tennessee State

ADKINS' HIGHS

Receptions.....7, Kennesaw State, 2021
Yards Receiving.....94, Kennesaw State, 2021
Long Reception.....32, Clemson, 2022
Receiving Touchdowns.....1, 5 times
Last: The Citadel, 2021



KAJUAN BANKS

33

DB | 5-10 | 185 | FR | HS


TALAHASSEE, FLA.

(GODBY)

- ◆ True freshman defensive back who appeared in all 12 games this season, primarily on special teams, but also at cornerback.
- ◆ Credited with six tackles and one pass breakup.
- ◆ Notched two tackles on two occasions, getting a pair of stops against both Charlotte and Florida.

BANKS' STATISTICS

| Year | GP/GS | UT | AT | TT | TFL | QBS | INT | PBU | QBH | FF | FR |
|------|-------|----|----|----|-------|-------|-----|-----|-----|----|----|
| 2022 | 12/0 | 2 | 4 | 6 | 0.0-0 | 0.0-0 | 0 | 1 | 0 | 0 | 0 |



NICK BARRETT

93

DL | 6-3 | 330 | SO | 1L

GOLDSBORO, N.C.

(EASTERN WAYNE)

- ◆ Sophomore defensive lineman who saw action in all 12 games.
- ◆ Credited with 11 tackles and one pass breakup.
- ◆ Had a career-high two tackles on four occasions - Arkansas, South Carolina State, Missouri and Tennessee.
- ◆ Also appeared on special teams.

BARRETT'S STATISTICS

| Year | GP/GS | UT | AT | TT | TFL | QBS | INT | PBU | QBH | FF | FR |
|--------------|-------------|----------|----------|-----------|--------------|--------------|----------|----------|----------|----------|----------|
| 2021 | 9/0 | 0 | 0 | 0 | 0.0-0 | 0.0-0 | 0 | 0 | 0 | 0 | 0 |
| 2022 | 12/0 | 2 | 9 | 11 | 0.0-0 | 0.0-0 | 0 | 1 | 0 | 0 | 0 |
| Total | 21/0 | 2 | 9 | 11 | 0.0-0 | 0.0-0 | 0 | 1 | 0 | 0 | 0 |



CHRISTIAN BEAL-SMITH

8

RB | 5-9 | 205 | GR | TR

WINSTON-SALEM, N.C.

(EAST FORSYTH/WAKE FOREST)

- ◆ Graduate transfer from Wake Forest.
- ◆ Limited for much of the season due to a foot injury.
- ◆ Saw action in eight contests with one start, rushing 36 times for 148 yards, a 4.1-yard average.

BEAL-SMITH'S STATISTICS

| -RUSHING- | | | | | | |
|----------------|--------------|------------|-------------|-------------|-----------|-----------|
| Year | GP/GS | Att | Yds | Avg | TD | Long |
| 2017* | | -DNP- | | | | |
| 2018* | 13/0 | 47 | 231 | 4.9 | 0 | 52 |
| 2019* | 9/2 | 71 | 304 | 4.3 | 2 | 25 |
| 2020* | 9/9 | 142 | 732 | 5.2 | 5 | 58 |
| 2021* | 12/11 | 131 | 604 | 4.6 | 7 | 48 |
| 2022 | 8/1 | 36 | 148 | 4.1 | 5 | 52 |
| Total | 51/23 | 427 | 2019 | 4.7 | 19 | 58 |
| -RECEIVING- | | | | | | |
| Year | GP/GS | Rec | Yds | Avg | TD | Long |
| 2017* | | -DNP- | | | | |
| 2018* | 13/0 | 1 | 6 | 6.0 | 0 | 6 |
| 2019* | 9/2 | 6 | 25 | 4.2 | 0 | 12 |
| 2020* | 9/9 | 5 | 42 | 8.4 | 0 | 14 |
| 2021* | 12/11 | 9 | 55 | 6.1 | 0 | 15 |
| 2022 | 8/1 | 3 | 19 | 6.3 | 0 | 9 |
| Total | 51/23 | 24 | 147 | 6.1 | 0 | 15 |
| -KICK RETURNS- | | | | | | |
| Year | GP/GS | Ret | Yds | Avg | TD | Long |
| 2017* | | -DNP- | | | | |
| 2018* | 13/0 | 1 | 20 | 20.0 | 0 | 20 |
| 2019* | 9/2 | 10 | 143 | 14.3 | 0 | 25 |
| 2020* | 9/9 | 3 | 32 | 10.7 | 0 | 14 |
| 2021* | 12/11 | 1 | 27 | 27.0 | 0 | 27 |
| 2022 | 8/1 | 0 | 0 | - | 0 | 0 |
| Total | 51/23 | 15 | 222 | 14.8 | 0 | 27 |

| -KICK RETURNS- | | | | | | |
|----------------|--------------|-----------|------------|-------------|----------|-----------|
| Year | GP/GS | Ret | Yds | Avg | TD | Long |
| 2017* | | -DNP- | | | | |
| 2018* | 13/0 | 1 | 20 | 20.0 | 0 | 20 |
| 2019* | 9/2 | 10 | 143 | 14.3 | 0 | 25 |
| 2020* | 9/9 | 3 | 32 | 10.7 | 0 | 14 |
| 2021* | 12/11 | 1 | 27 | 27.0 | 0 | 27 |
| 2022 | 8/1 | 0 | 0 | - | 0 | 0 |
| Total | 51/23 | 15 | 222 | 14.8 | 0 | 27 |

*-Wake Forest

BEAL-SMITH'S HIGHS

| | |
|-----------------------------|-------------------------|
| Carries | 21, Wisconsin, 2020 |
| Rushing Yards..... | 130, Campbell, 2020 |
| Long Rush..... | 58, Virginia Tech, 2020 |
| Rushing TDs | 3, Campbell, 2020 |
| 100 Yard Rushing Games..... | Four |
| Receptions..... | 3, Army, 2021 |
| Receiving Yards..... | 24, Army, 2021 |
| Long Reception..... | 15, Army, 2021 |
| Long Kickoff Return | 27, Army, 2021 |

- ◆ Added three receptions for 19 yards with a long of nine.
- ◆ Scored five rushing touchdowns... ranked second on the squad in rushing touchdowns and tied for third in TDs scored overall.
- ◆ Rushed for 55 yards on nine carries with two scores against Charlotte.
- ◆ Took advantage of his lone starting assignment against Vanderbilt... tied his season high with 55 rushing yards on three carries and a touchdown... included was a season-long 52-yard touchdown scamper on a 3rd-and-1... it was the longest run from scrimmage by a Gamecock in 2022.
- ◆ Did not play against Georgia State, Kentucky, Florida or Tennessee due to injury.
- ◆ Played in the 2021 TaxSlayer Gator Bowl as a member of the Wake Forest squad that defeated Rutgers, 38-10.



**STONE
BLANTON****52****LB | 6-2 | 235 | FR | HS****JACKSON, MISS.
(MADISON-RIDGELAND ACADEMY)**

- ◆ True freshman linebacker who has played in 11 games this season.
- ◆ Accumulated six tackles, including four solo stops.
- ◆ Credited with 1.5 tackles for loss and one pass breakup.
- ◆ Logged a pair of tackles against both Texas A&M and Florida.
- ◆ Notched his first career tackle for loss and pass breakup in the win over South Carolina State... also had a half-tackle for loss at Florida.
- ◆ Did not see action against Charlotte.

BLANTON'S STATISTICS

| Year | GP/GS | UT | AT | TT | TFL | QBS | INT | PBU | QBH | FF | FR |
|------|-------|----|----|----|-------|-------|-----|-----|-----|----|----|
| 2022 | 11/0 | 4 | 2 | 6 | 1.5-6 | 0.0-0 | 0 | 1 | 0 | 0 | 0 |

**JALEN
BROOKS****13****WR | 6-2 | 205 | S-SR | 2L****HARRISBURG, N.C.
(HICKORY RIDGE/TARLETON STATE)**

- ◆ "Super Senior" who returned to the squad in 2022 after missing the final half of the 2021 campaign.
- ◆ One of three players recognized with the Overcoming Adversity Award and one of a trio of players who earned the Community Service Award from the coaching staff at the Senior Banquet.
- ◆ Started all 12 games at wide receiver.
- ◆ Ranks second on the team in both receptions (33) and receiving yards (504), both of which are career highs.
- ◆ Recorded his best game at the D-I level with 88 receiving yards on four catches in the season-opening win over Georgia State.
- ◆ Hauled in a season-high five catches for 53 yards against Georgia.
- ◆ Posted a career-long 54-yard reception against South Carolina State.
- ◆ Logged multiple receptions in each of the first six games and in 10 of 12 games overall.
- ◆ Scored his only receiving TD of the season in the win over Tennessee.
- ◆ Added 51 yards rushing with a touchdown on just four carries, an average of 12.8-yards per tote.
- ◆ Rambled 24 yards for a score at Kentucky, his longest carry of the year.

BROOKS' STATISTICS

| -RUSHING- | | | | | | |
|--------------|--------------|----------|-----------|-------------|----------|-----------|
| Year | GP/GS | Att | Yds | Avg | TD | Long |
| 2020 | 6/4 | 0 | 0 | - | 0 | 0 |
| 2021 | 6/6 | 0 | 0 | - | 0 | 0 |
| 2022 | 12/12 | 4 | 51 | 12.8 | 1 | 24 |
| Total | 24/22 | 4 | 51 | 12.8 | 1 | 24 |

| -RECEIVING- | | | | | | |
|--------------|--------------|-----------|------------|-------------|----------|-----------|
| Year | GP/GS | Rec | Yds | Avg | TD | Long |
| 2020 | 6/4 | 11 | 100 | 9.1 | 0 | 27 |
| 2021 | 6/6 | 14 | 181 | 12.9 | 1 | 36 |
| 2022 | 12/12 | 33 | 504 | 15.3 | 1 | 54 |
| Total | 24/22 | 58 | 785 | 13.5 | 2 | 54 |

BROOKS' HIGHS

Receptions.....5, Georgia, 2022
 Yards Receiving.....88, Georgia State, 2022
 Long Reception.....54, S.C. State, 2022
 Receiving Touchdowns.....1, twice
 Kentucky, 2021; Tennessee, 2022
 Carries.....1, 4 times
 Rushing Yards.....24, Kentucky, 2022
 Long Rush.....24, Kentucky, 2022
 Rushing TDs.....1, Kentucky, 2022

**AHMAREAN
BROWN****10****WR | 5-9 | 167 | SR | 1L****TAMPA, FLA.
(JEFFERSON/GEORGIA TECH)**

- ◆ Senior wide receiver who is in his second season with the Gamecocks after transferring from Georgia Tech.

A. BROWN'S STATISTICS

| -PASSING- | | | | | | |
|--------------|--------------|--------------|--------------|----------|----------|----------|
| Year | GP/GS | C-A-I | Pct. | Yds | TD | Lg |
| 2020* | 7/7 | 1-1-0 | 1.000 | 9 | 1 | 9 |
| Total | 44/20 | 1-1-0 | 1.000 | 9 | 1 | 9 |

| -RUSHING- | | | | | | |
|--------------|--------------|----------|-----------|------------|----------|-----------|
| Year | GP/GS | Att | Yds | Avg | TD | Long |
| 2019* | 12/10 | 1 | 2 | 2.0 | 0 | 2 |
| 2020* | 7/7 | 2 | -1 | -0.5 | 1 | 2 |
| 2021 | 13/1 | 1 | 0 | 0.0 | 0 | 0 |
| 2022 | 12/2 | 4 | 48 | 12.0 | 0 | 34 |
| Total | 44/20 | 8 | 49 | 6.1 | 1 | 34 |

| -RECEIVING- | | | | | | |
|--------------|--------------|-----------|------------|-------------|----------|-----------|
| Year | GP/GS | Rec | Yds | Avg | TD | Long |
| 2019* | 12/10 | 21 | 396 | 18.9 | 7 | 59 |
| 2020* | 7/7 | 11 | 183 | 16.6 | 1 | 40 |
| 2021 | 13/1 | 11 | 104 | 9.5 | 0 | 26 |
| 2022 | 12/2 | 19 | 166 | 8.7 | 0 | 26 |
| Total | 44/20 | 62 | 849 | 13.7 | 8 | 59 |

| -KICK RETURNS- | | | | | | |
|----------------|--------------|----------|-----------|-------------|----------|-----------|
| Year | GP/GS | No | Yds | Avg | TD | Long |
| 2019* | 12/10 | 3 | 59 | 19.7 | 0 | 33 |
| Total | 44/20 | 3 | 59 | 19.7 | 0 | 33 |

| -PUNT RETURNS- | | | | | | |
|----------------|--------------|-----------|-----------|------------|----------|-----------|
| Year | GP/GS | No | Yds | Avg | TD | Long |
| 2019* | 12/10 | 10 | 34 | 3.4 | 0 | 23 |
| 2020* | 7/7 | 1 | 4 | 4.0 | 0 | 4 |
| 2021 | 13/1 | 2 | 4 | 2.0 | 0 | 5 |
| 2022 | 12/2 | 2 | 43 | 21.5 | 1 | 37 |
| Total | 44/20 | 15 | 85 | 5.7 | 1 | 37 |

*Georgia Tech

A. BROWN'S HIGHS

Receptions.....4, 3 times
 last, North Carolina, 2021
 Receiving Yards.....75, Boston College, 2020
 Long Reception.....59, Virginia, 2019
 Receiving TDs.....2, NC State, 2019
 Carries.....3, Tennessee, 2022
 Rushing Yards.....39, Tennessee, 2022
 Long Rush.....34, Tennessee, 2022
 Pass Attempts.....1, Louisville, 2020
 Pass Completions.....1, Louisville, 2020
 Passing Yards.....9, Louisville, 2020
 Passing Touchdowns.....1, Louisville, 2020
 Kick Returns.....2, Clemson, 2019
 Kick Return Yards.....33, NC State, 2019
 Long Kick Return.....33, NC State, 2019
 Punt Returns.....5, USF, 2019
 Punt Return Yards.....37, Clemson, 2022
 Long Punt Return.....37, Clemson, 2022
 Punt Return TDs.....1, Georgia State, 2022

- ◆ Played in all 12 games, getting a pair of starts - vs. Charlotte and Tennessee.

- ◆ Hauled in 19 passes for 166 yards on the season, rushed four times for 48 yards and returned two punts for 43 yards and a score.

- ◆ Found the endzone in the win over Georgia State, returning a blocked punt 10 yards for the scoop and score.

- ◆ Caught a pass in 11 of 12 games, only getting shut out against Texas A&M.

- ◆ Top game was a three-catch, 55-yard outing against Charlotte that included a season-long 26-yard reception.

- ◆ Best rushing game was a three-carry, 39-yard effort against Tennessee.

- ◆ Returned a punt 37 yards in the regular season finale at Clemson.

**JORDAN
BURCH****3****EDGE | 6-6 | 275 | JR | 2L****COLUMBIA, S.C.
(HAMMOND SCHOOL)**

- ◆ Junior EDGE rusher who started all 12 games in 2022.
- ◆ Ranks third on the squad with 56 tackles... ranks second on the team in both tackles for loss (7.5) and sacks (3.5) and leads the team with 10 quarterback hurries.



- ◆ Earned a spot on Phil Steele's fourth-team All-SEC squad.
- ◆ Logged a career game at Arkansas with 10 tackles, doubling his previous career high.
- ◆ Recorded six tackles and a career-high 1.5 sacks in the win over Kentucky.
- ◆ Finished with seven tackles against Florida and six stops against Tennessee... also logged a fumble recovery in the win over the Vols.

BURCH'S STATISTICS

| Year | GP/GS | UT | AT | TT | TFL | QBS | INT | PBU | QBH | FF | FR |
|--------------|--------------|-----------|-----------|------------|----------------|---------------|----------|----------|-----------|----------|----------|
| 2020 | 8/0 | 9 | 10 | 19 | 2.5-7 | 0.0-0 | 0 | 0 | 0 | 0 | 1 |
| 2021 | 13/1 | 14 | 12 | 26 | 2.5-9 | 1.0-4 | 1 | 1 | 3 | 0 | 0 |
| 2022 | 12/12 | 30 | 26 | 56 | 7.5-36 | 3.5-23 | 0 | 3 | 10 | 0 | 1 |
| Total | 33/13 | 53 | 48 | 101 | 12.5-52 | 4.5-27 | 1 | 4 | 13 | 0 | 2 |

BURCH'S HIGHS

Tackles.....10, Arkansas, 2022
 Sacks.....1.5, Kentucky, 2022
 Tackles for Loss.....2.0, Arkansas, 2022
 QB Hurries.....3, twice:
 Texas A&M, 2021; Charlotte, 2022
 Pass Breakups.....1, Clemson, 2022
 Interceptions.....1, Eastern Illinois, 2021
 Fumble Recoveries.....1, twice:
 Vanderbilt, 2020; Tennessee, 2022



MARCELLAS DIAL

24

DB | 6-0 | 192 | R-JR | 1L

WOODRUFF, S.C.
 (WOODRUFF/GEORGIA MILITARY)

- ◆ Played in all 12 games, starting nine at cornerback.
- ◆ Registered 51 tackles with a team-leading three interceptions and a team-high 11 pass breakups... his three interceptions and his 14 passes defended were the second-highest totals in the SEC... his 1.2 passes defended per game tied for 21st in the country.
- ◆ Totaled three three tackles, a career-high three pass breakups and his first collegiate interception in the season-opener against Georgia State.
- ◆ Picked off his second pass of the season against South Carolina State.
- ◆ Credited with a career-high nine tackles in the win over Tennessee.
- ◆ Earned SEC Defensive Player of the Week following his efforts against the Clemson when he finished with two tackles, one interception and tied his career high with three pass breakups (3)... allowed just one catch for 11 yards while being targeted 11 times in the contest.

DIAL'S HIGHS

Tackles.....9, Tennessee, 2022
 Tackles for Loss.....1.0, S.C. State, 2022
 Interceptions.....1, three times:
 last; Clemson, 2022
 Pass Breakups.....3, twice:
 Georgia State & Clemson, 2022

DIAL'S STATISTICS

| Year | GP/GS | UT | AT | TT | TFL | QBS | INT | PBU | QBH | FF | FR |
|--------------|--------------|-----------|-----------|-----------|--------------|----------------------------|----------|-----------|----------|----------|----------|
| 2019 | | | | | | | | | | | |
| 2020 | | | | | | -Georgia Military College- | | | | | |
| 2021 | 13/7 | 25 | 8 | 33 | 0.0-0 | 0.0-0 | 0 | 6 | 0 | 1 | 1 |
| 2022 | 12/9 | 30 | 11 | 41 | 1.0-1 | 0.0-0 | 3 | 11 | 0 | 0 | 0 |
| Total | 25/16 | 55 | 19 | 74 | 1.0-1 | 0.0-0 | 3 | 17 | 0 | 1 | 1 |



LUKE DOTY

9

QB | 6-1 | 210 | JR | 2L

MYRTLE BEACH, S.C.
 (MYRTLE BEACH)

- ◆ Appeared in four games, all in relief, completing 10-of-14 passes (71.4 pct.) for 146 yards with two touchdowns and two interceptions.
- ◆ Also rushed five times for 63 yards, a 12.6 yards per carry average with one rushing touchdowns.
- ◆ Best game came in late duty against Georgia when he completed 5-of-8 passes for 76 yards with a touchdown and an interception... the TD pass was a 13-yarder to Traveon Kenion.
- ◆ Tossed a 52-yard touchdown pass to Corey Rucker late in the Charlotte win.

DOTY'S STATISTICS

| -PASSING- | | | | | | |
|--------------|-------------|------------------|-------------|-------------|----------|-----------|
| Year | GP/GS | C-A-I | Pct. | Yds | TD | Lg |
| 2020 | 8/2 | 43-71-3 | 60.6 | 405 | 2 | 35 |
| 2021 | 5/4 | 86-143-3 | 60.1 | 975 | 5 | 82 |
| 2022 | 4/0 | 10-14-2 | 71.4 | 146 | 2 | 52 |
| Total | 17/6 | 139-228-8 | 61.0 | 1526 | 9 | 82 |

| -RUSHING- | | | | | | |
|--------------|-------------|-----------|------------|------------|----------|-----------|
| Year | GP/GS | Att | Yds | Avg | TD | Long |
| 2020 | 8/2 | 41 | 91 | 2.2 | 0 | 17 |
| 2021 | 5/4 | 34 | 19 | 0.6 | 0 | 23 |
| 2022 | 4/0 | 5 | 63 | 12.6 | 1 | 17 |
| Total | 17/6 | 80 | 173 | 2.2 | 1 | 23 |

DOTY'S HIGHS

Pass Attempts.....34, Troy, 2021
 Pass Completions.....20, Troy, 2021
 Passing Yards.....255, Troy, 2021
 Passing TDs.....2, Vanderbilt, 2021
 Long Pass.....82, Vanderbilt, 2021
 Rushing Attempts.....15, Georgia, 2020
 Rushing Yards.....59, Missouri, 2020
 Long Rush.....23, Tennessee, 2021



ERIC DOUGLAS

71

OL | 6-4 | 297 | S-SR | 4L

CHARLOTTE, N.C.
 (MALLARD CREEK)

- ◆ "Super Senior" who is in his sixth season and makes the calls on the offensive line from the center position.
- ◆ Started all 12 games at center in 2022 and has made 35-consecutive starts.
- ◆ Has appeared in 56 career games, including 36 games as a starter.
- ◆ His 56 games played is tied for fifth all-time in program history.
- ◆ Presented with the Community Service Award and was named one of the Rex Enright Captains' Award recipients.



NICK EMMANWORI

21

DB | 6-4 | 218 | FR | HS

IRMO, S.C.
 (IRMO)

- ◆ True freshman safety who moved into the lineup replacing an injured R.J. Roderick in the first series of the season and remained in that role throughout the remainder of the season, starting the final 11 games.




- ◆ Named to the PFF True Freshman All-America team, the On3 True Freshman All-America squad, the CFN Second Team Freshman All-America unit, the Second Team Freshman All-America team from The Athletic, and the SEC Coaches All-Freshman squad.
- ◆ Shared the Joe Morrison Defensive Team MVP award with Zacch Pickens.
- ◆ Was a Semifinalist for the Shaun Alexander Freshman of the Year Award.
- ◆ Leads the team with and is tied for the 11th in the SEC with 78 tackles, including an SEC-leading 59 solo stops, the most among freshmen in the FBS... the last freshman to lead the Gamecocks in tackles was Skai Moore in 2013.
- ◆ Became the first member of the freshman class of 2022 to earn a starting assignment when he got the call at Arkansas in Game 2... responded with 11 tackles, the first of his two games with double-figures in stops.
- ◆ Posted a career-high 14 tackles, all solo stops, in the loss to No. 1 Georgia... It was the most tackles by a Gamecock since Ernest Jones collected 18 tackles at Ole Miss in 2020.
- ◆ Recovered the fumble in the waning minutes of the Clemson game, preserving the win.

EMMANWORI'S STATISTICS

| Year | GP/GS | UT | AT | TT | TFL | QBS | INT | PBU | QBH | FF | FR |
|------|-------|----|----|----|-------|-------|-----|-----|-----|----|----|
| 2022 | 12/11 | 59 | 19 | 78 | 1.0-2 | 0.0-0 | 0 | 1 | 2 | 0 | 1 |

EMMANWORI'S HIGHS

Tackles.....14, Georgia, 2022
 Tackles for Loss.....1.0, Missouri, 2022
 Fumble Recovery.....1, Clemson, 2022
 QB Hurries.....1, twice:
 Arkansas & Florida, 2022
 Pass Breakups.....1, Georgia State, 2022



**O'DONNELL
FORTUNE**

25

DB | 6-1 | 185 | R-SO | 1L

SUMTER, S.C.
(SUMTER)

- ◆ Appeared in eight games logging 14 tackles at a cornerback position.
- ◆ Made his season debut at Arkansas, finishing the game with three tackles.
- ◆ Set a career high in tackles against Georgia with four.
- ◆ Credited with two tackles, his first career interception and first career forced fumble in the win at Vanderbilt.

FORTUNE'S HIGHS

Tackles.....4, Georgia, 2022
 Interceptions.....1, Vanderbilt, 2022
 Fumble Recoveries.....1, Georgia, 2021
 Forced Fumbles.....1, Vanderbilt, 2022

FORTUNE'S STATISTICS

| Year | GP/GS | UT | AT | TT | TFL | QBS | INT | PBU | QBH | FF | FR |
|-------|-------|----|----|----|-------|-------|-----|-----|-----|----|----|
| 2020 | 3/0 | 2 | 1 | 3 | 0.0-0 | 0.0-0 | 0 | 0 | 0 | 0 | 0 |
| 2021 | 8/0 | 2 | 1 | 3 | 0.0-0 | 0.0-0 | 0 | 0 | 0 | 0 | 1 |
| 2022 | 8/0 | 12 | 2 | 14 | 0.0-0 | 0.0-0 | 1 | 0 | 0 | 1 | 0 |
| Total | 19/0 | 16 | 4 | 20 | 0.0-0 | 0.0-0 | 1 | 0 | 0 | 1 | 1 |



**SHERROD
GREENE**

44

LB | 6-1 | 233 | S-SR | 3L

ROCKY MOUNT, N.C.
(ROCKY MOUNT)

- ◆ Sixth-year linebacker who was on the Preseason Butkus Award Watch List.
- ◆ Presented with the Overcoming Adversity Award at the team banquet.
- ◆ Played in 11 contests starting the final 10.
- ◆ Finished second on the squad with 65 tackles, including 2.5 tackles for loss and 1.5 sacks.
- ◆ Did not play in the season opener against Georgia State.

- ◆ Made his season debut against Arkansas, finishing with a eight tackles.
- ◆ Intercepted a pass against South Carolina State, the second of his career and the first since 2018.
- ◆ Tied a career-high with a dozen tackles in the win over Kentucky, while also posting a sack.
- ◆ Credited with 10 tackles at Florida.

GREENE'S STATISTICS

| Year | GP/GS | UT | AT | TT | TFL | QBS | INT | PBU | QBH | FF | FR |
|-------|-------|-----|----|-----|---------|--------|-----|-----|-----|----|----|
| 2017 | 10/2 | 18 | 4 | 22 | 0.0-0 | 0.0-0 | 0 | 0 | 0 | 0 | 0 |
| 2018 | 13/13 | 32 | 41 | 73 | 3.0-6 | 0.0-0 | 1 | 2 | 1 | 1 | 1 |
| 2019 | 12/9 | 24 | 11 | 35 | 6.5-18 | 0.5-0 | 0 | 0 | 2 | 0 | 0 |
| 2020 | 1/1 | 1 | 0 | 1 | 0.0-0 | 0.0-0 | 0 | 0 | 0 | 0 | 0 |
| 2021 | 3/3 | 4 | 3 | 7 | 1.0-1 | 0.0-0 | 0 | 0 | 0 | 0 | 0 |
| 2022 | 11/10 | 52 | 33 | 65 | 2.5-15 | 1.5-13 | 1 | 1 | 0 | 0 | 0 |
| Total | 50/38 | 131 | 92 | 203 | 13.0-39 | 2.0-13 | 2 | 3 | 3 | 1 | 1 |

GREENE'S HIGHS

Tackles.....12, twice:
 Texas A&M, 2018; Kentucky, 2022
 Tackles for Loss.....3.0, Appalachian St., 2019
 Sacks.....1.0, Kentucky, 2022
 Pass Breakup.....1, Tennessee, 2022
 Interceptions.....1, twice:
 Missouri, 2018; S.C. State, 2022
 Forced Fumbles.....1, Akron, 2018
 Fumbles Recovered.....1, Akron, 2018



**JOVAUGHN
GWYN**

54

OL | 6-3 | 300 | R-SR | 3L

CHARLOTTE, N.C.
(HARDING UNIVERSITY)

- ◆ Fifth-year senior offensive guard who was named to the Coaches' Second Team All-SEC squad and was a fourth-team All-SEC selection by Phil Steele.
- ◆ Presented with the Outstanding Student-Athlete Award, Strength & Conditioning Award and the Most Outstanding Senior Award following at the team banquet following the season.
- ◆ Selected as a Rex Enright Captain for the second-straight season.
- ◆ Named a semifinalist for the William V. Campbell Trophy.
- ◆ Started in 46 consecutive games for Carolina, the most on the squad.
- ◆ Tied for sixth in Carolina history with 46 career starts, while ranking third all-time in consecutive starts.
- ◆ Named SEC Offensive Lineman of the Week following South Carolina's 24-14 win over Kentucky.



**TONKA
HEMINGWAY**

91

DL | 6-3 | 295 | JR | 2L

CONWAY, S.C.
(CONWAY)

- ◆ Junior defensive lineman who played in all 12 games starting eight.
- ◆ Named second-team All-SEC by Phil Steele and earned a spot on the PFF Third Team All-SEC squad.
- ◆ One of three players presented with the Outstanding Student-Athlete Award at the team banquet... also was the 2022 Harold White GPA Award.
- ◆ Logged 29 tackles overall... was third on the squad with 7.0 tackles for loss while leading the team with 4.0 sacks... also credited with four quarterback hurries and a pass breakup.
- ◆ Had a nose for the football, recovering fumbles in back-to-back games against Kentucky and Texas A&M.
- ◆ Credited with four tackles including 1.5 sacks and the fumble recovery at Kentucky.
- ◆ Notched season- and career-highs with five tackles including 2.0 tackles for loss against Missouri.



◆ Showed his versatility and skills by running in a two-point conversion against South Carolina State and hauling in a 16-yard pass reception for a first down on a fake field goal against Vanderbilt.

HEMINGWAY'S STATISTICS

| Year | GP/GS | UT | AT | TT | TFL | QBS | INT | PBU | QBH | FF | FR |
|--------------|--------------|-----------|-----------|-----------|---------------|---------------|----------|----------|----------|----------|----------|
| 2020 | 10/3 | 11 | 5 | 16 | 1.0-2 | 0.0-0 | 0 | 2 | 1 | 1 | 0 |
| 2021 | 13/0 | 4 | 2 | 6 | 0.0-0 | 0.0-0 | 0 | 0 | 0 | 0 | 0 |
| 2022 | 12/8 | 17 | 12 | 29 | 7.0-30 | 4.0-23 | 0 | 1 | 4 | 0 | 2 |
| Total | 35/11 | 32 | 19 | 51 | 8.0-32 | 4.0-23 | 0 | 3 | 5 | 1 | 2 |

HEMINGWAY'S HIGHS

Tackles.....5, Missouri, 2022
 Tackles for Loss.....2.0, Missouri, 2022
 Sacks.....1.5, Kentucky, 2022
 QB Hurries.....1, five times
 last: Tennessee, 2022
 Pass Breakups.....1, Texas A&M, 2022
 Fumbles Recovered.....1, twice:
 Kentucky & Texas A&M, 2022



ALEX HUNTLEY

DL | 6-4 | 305 | R-SO | 1L

BLYTHEWOOD, S.C.
(HAMMOND SCHOOL)

95

- ◆ Third-year player who works on the defensive line... appeared in 10 games including a pair of starts.
- ◆ Logged 17 tackles with a pass breakup and a fumble recovery.
- ◆ Started the first two games of the season, collecting four tackles at Arkansas, but suffered a leg injury in that contest that hampered him for some time... did not play against Georgia... saw limited action against Charlotte and South Carolina State and did not play at Kentucky while battling the injury.
- ◆ Tied a season and career high in tackles at Clemson with four.

HUNTLEY'S HIGHS

Tackles.....4, twice
 Arkansas & Clemson, 2022
 Tackles for Loss.....1.0, North Carolina, 2021
 Pass Breakups.....1, Georgia State, 2022
 Fumble Recovery.....1, Vanderbilt, 2022

HUNTLEY'S STATISTICS

| Year | GP/GS | UT | AT | TT | TFL | QBS | INT | PBU | QBH | FF | FR |
|--------------|-------------|-----------|-----------|-----------|--------------|--------------|----------|----------|----------|----------|----------|
| 2020 | 1/0 | 0 | 1 | 1 | 0.0-0 | 0.0-0 | 0 | 0 | 0 | 0 | 0 |
| 2021 | 13/0 | 9 | 2 | 11 | 1.0-2 | 0.0-0 | 0 | 0 | 0 | 0 | 0 |
| 2022 | 10/2 | 9 | 8 | 17 | 0.0-0 | 0.0-0 | 0 | 1 | 0 | 0 | 1 |
| Total | 24/2 | 18 | 11 | 29 | 1.0-2 | 0.0-0 | 0 | 1 | 0 | 0 | 1 |



MITCH JETER

PK | 5-10 | 195 | JR | 2L


SALISBURY, N.C.
(CANNON SCHOOL)

98

- ◆ Junior who took over the placekicking duties following the graduation of Parker White, the school's all-time leading scorer... also handled the kickoff duties again this season.
- ◆ One of three players awarded the Outstanding Student-Athlete Award at the team banquet.
- ◆ Was successful on all 10 of his field goal attempts during the season, including a pair of 50-yarders... also hit on 37-of-39 extra point attempts.
- ◆ Connected on field goals of 53- and 51-yards out in his first two career attempts in the season opener against Georgia State.
- ◆ Nailed the game-winning field goal from 35-yards out in the fourth quarter in the win over Clemson.
- ◆ Handled 68 kickoffs, averaging 61.9 yards per kickoff with 44 touchbacks.

JETER'S STATISTICS

| -KICKOFFS- | | | | | |
|----------------|------------|--------------|--------------|-----------|-----------------|
| Year | No. | Yds | Avg. | TB | OB |
| 2020 | 41 | 2386 | 58.2 | 22 | 4 |
| 2021 | 53 | 3340 | 63.0 | 29 | 0 |
| 2022 | 68 | 4207 | 61.9 | 44 | 1 |
| Total | 162 | 9933 | 61.3 | 95 | 5 |
| -PLACEKICKING- | | | | | |
| Year | GP | FG-A | Pct | Long | PAT-A Pts. |
| 2020 | 9 | 0-0 | - | - | 0-0 0 |
| 2021 | 12 | 0-0 | - | - | 2-2 2 |
| 2022 | 12 | 10-10 | 100.0 | 53 | 37-39 67 |
| Total | 33 | 10-10 | 100.0 | 53 | 39-41 69 |



BRAD JOHNSON

LB | 6-2 | 238 | S-SR | 4L

PENDLETON, S.C.
(PENDLETON)

19

- ◆ Sixth-year senior who played in 11 games in 2022, starting 10.
- ◆ Has appeared in 58 career games, second all-time in Carolina history... only Parker White (60) has appeared in more games in the Garnet & Black.
- ◆ Earned the Rex Enright Captains' Award at the team banquet... was also a team captain in 2020.
- ◆ Credited with 40 tackles including 28 solo stops... had one interception and four quarterback hurries.
- ◆ Posted a season-high six tackles at Arkansas and matched that with six stops against Texas A&M.
- ◆ Pulled down his second career interception in the win over Charlotte, setting up a South Carolina touchdown.
- ◆ Did not play against Missouri due to injury and played very little at Florida due to illness.

B. JOHNSON'S HIGHS

Tackles.....11, Kentucky, 2021
 Tackles for Loss.....2.0, Eastern Illinois, 2021
 Interceptions.....1, twice:
 Missouri, 2021; Charlotte, 2022
 Sacks.....1.5, Akron, 2018
 QB Hurries.....2, Akron, 2018

B. JOHNSON'S STATISTICS

| Year | GP/GS | UT | AT | TT | TFL | QBS | INT | PBU | QBH | FF | FR |
|--------------|--------------|-----------|-----------|------------|---------------|---------------|----------|----------|-----------|----------|----------|
| 2017 | 11/0 | 4 | 1 | 5 | 1.0-12 | 1.0-12 | 0 | 0 | 2 | 0 | 0 |
| 2018 | 13/2 | 13 | 11 | 24 | 2.5-11 | 2.5-11 | 0 | 1 | 4 | 1 | 1 |
| 2019 | 4/0 | 0 | 1 | 1 | 0.0-0 | 0.0-0 | 0 | 0 | 0 | 0 | 0 |
| 2020 | 6/1 | 3 | 5 | 8 | 0.0-0 | 0.0-0 | 0 | 0 | 0 | 0 | 0 |
| 2021 | 13/13 | 41 | 33 | 74 | 4.0-23 | 2.5-20 | 1 | 0 | 0 | 0 | 1 |
| 2022 | 11/10 | 28 | 12 | 40 | 0.0-0 | 0.0-0 | 1 | 0 | 4 | 0 | 0 |
| Total | 58/26 | 89 | 63 | 152 | 7.5-46 | 6.0-43 | 2 | 1 | 10 | 1 | 2 |

**TYREEK JOHNSON****10****EDGE | 6-3 | 265 | R-JR | 1L****SUMTER, S.C.
(LAKEWOOD)**

- ◆ Fifth-year player who saw action in 11 contests during the 2022 campaign playing the EDGE rusher position.
- ◆ Credited with nine tackles including six solo stops... had a pair of tackles for loss and recovered a fumble.
- ◆ Posted a career-best three tackles at Arkansas and followed that performance with two tackles against Georgia.
- ◆ Had two tackles, including a tackle for loss, while also recording his first career fumble recovery at Florida.

T. JOHNSON'S HIGHS

| | |
|-----------------------|--|
| Tackles..... | 3, Arkansas, 2022 |
| Tackles for Loss..... | 1.0, twice S.C. State & Florida, 2022 |
| Fumble Recovery..... | 1, Florida, 2022 |

T. JOHNSON'S STATISTICS

| Year | GP/GS | UT | AT | TT | TFL | QBS | INT | PBU | QBH | FF | FR |
|--------------|-------------|----------|----------|-----------|---------------|--------------|----------|----------|----------|----------|----------|
| 2018 | | | | | -Redshirted- | | | | | | |
| 2019 | 1/0 | 1 | 1 | 2 | 0.0-0 | 0.0-0 | 0 | 0 | 0 | 0 | 0 |
| 2020 | | | | | -DNP- | | | | | | |
| 2021 | 2/0 | 0 | 1 | 1 | 0.0-0 | 0.0-0 | 0 | 0 | 0 | 0 | 0 |
| 2022 | 11/0 | 6 | 3 | 9 | 2.0-15 | 0.0-0 | 0 | 0 | 0 | 0 | 1 |
| Total | 14/0 | 7 | 5 | 12 | 2.0-15 | 0.0-0 | 0 | 0 | 0 | 0 | 1 |

**TRAI JONES****72****OL | 6-2 | 308 | R-SO | 1L****ABBEVILLE, S.C.
(ABBEVILLE)**

- ◆ Third-year offensive lineman who played in 11 contests including three starts in 2022.
- ◆ Made appearances in the first five games of the season before sitting out against Kentucky.
- ◆ Played in each of the final six games, including starts at left guard against Missouri, Vanderbilt and Florida.

**DAKEREON JOYNER****5****WR | 6-1 | 215 | R-SR | 3L****NORTH CHARLESTON, S.C.
(FORT DORCHESTER)**

- ◆ Fifth-year player who saw action as a wide receiver, quarterback and on special teams in 2022... appeared in all 12 games, seeing his most action in the final four contests.
- ◆ Was the starting and winning quarterback and game MVP in the 2021 Duke's Mayo Bowl.
- ◆ Awarded the "Above All Else" Award by the coaches at the team's awards banquet following the season.
- ◆ Caught five passes for 85 yards and a touchdown, rushed 11 times for 48 yards and two scores and completed both of

JOYNER'S HIGHS

| | |
|---------------------------|---|
| Pass Attempts..... | 12, Georgia, 2019 |
| Pass Completions..... | 9, North Carolina, 2021 |
| Passing Yards..... | 160, North Carolina, 2021 |
| Passing TDs..... | 1, twice North Carolina, 2021 & Vanderbilt, 2022 |
| Long Pass..... | 69, North Carolina, 2021 |
| Carries..... | 10, North Carolina, 2021 |
| Yards Rushing..... | 64, North Carolina, 2021 |
| Long Rush..... | 47, Vanderbilt, 2020 |
| Rushing TDs..... | 2, Tennessee, 2022 |
| Receptions..... | 5, East Carolina, 2021 |
| Yards Receiving..... | 73, Florida, 2022 |
| Long Reception..... | 48, Florida, 2022 |
| Receiving TDs..... | 1, three times last: Florida, 2022 |
| Kickoff Return Yards..... | 75, Kentucky, 2020 |
| Long Kickoff Return..... | 52, Kentucky, 2020 |

his pass attempts for 83 yards and a touchdown.

- ◆ Became the first Gamecock since Deebo Samuel in 2016 to rush for a touchdown, pass for a touchdown and catch a touchdown pass in a season.

◆ Threw a 68-yard touchdown strike to Antwane Wells, Jr. in the win over Vanderbilt.

- ◆ Hauled in a 48-yard touchdown pass from Kai Kroeger at Florida, the longest reception of his career... finished the game with two catches for a career-high 73 yards.

◆ Rushed six times for 21 yards with a career-best two TDs, completed one pass for 15 yards and hauled in two catches for 13 yards against Tennessee.

**JOYNER'S STATISTICS**

| -PASSING- | | | | | | | |
|--------------|--------------|----------------|-------------|------------|----------|-----------|--|
| Year | GP/GS | C-A-I | Pct. | Yds | TD | Lg | |
| 2018 | 1/0 | 1-2-0 | 50.0 | 1 | 0 | 1 | |
| 2019 | 8/0 | 16-28-0 | 57.1 | 168 | 0 | 25 | |
| 2020 | 10/3 | 0-0-0 | - | 0 | 0 | 0 | |
| 2021 | 13/7 | 9-9-0 | 100.0 | 160 | 1 | 69 | |
| 2022 | 12/0 | 2-2-0 | 100.0 | 83 | 1 | 68 | |
| Total | 44/10 | 28-41-0 | 68.3 | 412 | 2 | 69 | |

| -RUSHING- | | | | | | | |
|--------------|--------------|-----------|------------|------------|----------|-----------|--|
| Year | GP/GS | Att | Yds | Avg | TD | Long | |
| 2018 | 1/0 | 3 | 24 | 8.0 | 0 | 11 | |
| 2019 | 8/0 | 29 | 107 | 3.7 | 1 | 41 | |
| 2020 | 10/3 | 2 | 61 | 30.5 | 1 | 47 | |
| 2021 | 13/7 | 18 | 77 | 4.3 | 0 | 17 | |
| 2022 | 12/0 | 11 | 48 | 4.4 | 2 | 13 | |
| Total | 44/10 | 63 | 317 | 5.0 | 4 | 47 | |

| -RECEIVING- | | | | | | | |
|--------------|--------------|-----------|------------|------------|----------|-----------|--|
| Year | GP/GS | Rec | Yds | Avg | TD | Long | |
| 2018 | 1/0 | 0 | 0 | - | 0 | 0 | |
| 2019 | 8/0 | 6 | 46 | 7.7 | 0 | 13 | |
| 2020 | 10/3 | 7 | 55 | 7.9 | 1 | 30 | |
| 2021 | 13/7 | 24 | 221 | 9.2 | 1 | 24 | |
| 2022 | 12/0 | 5 | 85 | 17.0 | 1 | 48 | |
| Total | 44/10 | 42 | 407 | 9.7 | 3 | 48 | |

| -KICK RETURNS- | | | | | | | |
|----------------|--------------|-----------|------------|-------------|----------|-----------|--|
| Year | GP/GS | Ret | Yds | Avg | TD | Long | |
| 2018 | 1/0 | 0 | 0 | - | 0 | 0 | |
| 2019 | 8/0 | 0 | 0 | - | 0 | 0 | |
| 2020 | 10/3 | 7 | 165 | 23.6 | 0 | 52 | |
| 2021 | 13/7 | 2 | 48 | 24.0 | 0 | 28 | |
| 2022 | 12/0 | 1 | 12 | 12.0 | 0 | 12 | |
| Total | 44/10 | 10 | 225 | 22.5 | 0 | 52 | |

**KAI KROEGER****39****P | 6-4 | 207 | JR | 2L****LAKE FOREST, ILL.
(LAKE FOREST)**

- ◆ Highly-decorated punter who was named a First-Team All-American by ESPN.com and by The Athletic... was a second-team All-American according to Walter Camp and AFCA and a fourth-teamer according to Phil Steele.

◆ Named first-team All-SEC by the Associated Press, the league's 14 coaches, Phil Steele and USA TODAY.

◆ Awarded the Jim Carlen Special Teams MVP Award and the Nutrition Award at the team banquet.

◆ One of 10 semifinalists for the Ray Guy Award... listed on "Ray's 8" six times during the season and was the Ray Guy National Punter of the Week following the Georgia State game.

◆ One of four finalists for the Mortell Award, which recognizes the nation's top holder.

◆ Named the SEC co-Special Teams Player of the Week following the Vanderbilt game and was the SEC's Special Teams Player of the Week for his performance at Clemson.

◆ Averaged 46.8 yards per punt this season, the best mark in the SEC, second in the country and the second-best single-season mark in school history... 17 of his 52 punts traveled 50 or more yards, including a season-long 79-yarder, the third longest in FBS this season... 27 punts (52 pct.) have pinned opponents inside their own 20-yard line, including 13 inside the 10.

◆ Completed all three of his pass attempts, two on fake punts (vs. Georgia and at Florida) and one on a fake field goal (vs. Vanderbilt)... threw for 84 yards and a touchdown, logging a passing efficiency rating of 445.2, improving his career mark to a perfect 5-for-5 passing for 150 yards and two touchdowns.

◆ Appeared on "Ray's 8" list for his performance against Georgia State, Georgia, Texas A&M, Missouri, Vanderbilt and Florida.

◆ Averaged 49.1-yards on seven punts with a long of 79 in the season-opener against Georgia State, earning Ray Guy National Punter of the Week accolades.

◆ Averaged 53.6-yards with a long of 69 yards on five punts at Vanderbilt.

◆ Threw a 48-yard touchdown pass on a fake punt at Florida.

◆ Saved his best game for last when he averaged 53.7 yards on seven punts at Clemson, with three inside the five-yard line.



KROEGER'S STATISTICS

| -PUNTING- | | | | | | | | | |
|--------------|-----------|------------|-------------|-------------|-----------|----------|-----------|-----------|-----------|
| Year | GP | No. | Yards | Avg. | Long | TB | FC | I20 | 50+ |
| 2020 | 10 | 39 | 1690 | 43.3 | 53 | 2 | 15 | 8 | 7 |
| 2021 | 13 | 59 | 2534 | 42.9 | 73 | 2 | 23 | 23 | 14 |
| 2022 | 12 | 52 | 2435 | 46.8 | 79 | 5 | 8 | 27 | 17 |
| Total | 35 | 150 | 6659 | 44.4 | 79 | 9 | 46 | 58 | 38 |

| -PASSING- | | | | | | |
|--------------|-----------|--------------|--------------|------------|----------|-----------|
| Year | GP | C-A-I | Pct. | Yds | TD | Lg |
| 2020 | 10 | 1-1-0 | 100.0 | 22 | 0 | 22 |
| 2021 | 13 | 1-1-0 | 100.0 | 44 | 1 | 44 |
| 2022 | 12 | 3-3-0 | 100.0 | 84 | 1 | 48 |
| Total | 35 | 5-5-0 | 100.0 | 150 | 2 | 48 |

KROEGER'S HIGHS

| | |
|-----------------------|---|
| Punts..... | 8, East Carolina, 2021 |
| Punting Average..... | 56.8, Vanderbilt, 2021 |
| Longest Punt..... | 79, Georgia State, 2022 |
| Most Punt Yards..... | 376, Clemson, 2022 |
| Pass Completions..... | 1, five times: last; Florida, 2022 |
| Pass Attempts..... | 1, five times: last; Florida, 2022 |
| Passing TDs..... | 1, twice Tennessee, 2021 & Florida, 2022 |
| Longest Pass..... | 48, Florida, 2021 |



LEGETTE'S HIGHS

| | |
|---------------------------|---|
| Receptions..... | 5, Appalachian St., 2019 |
| Yards Receiving..... | 61, Tennessee, 2020 |
| Long Reception..... | 42, Tennessee, 2020 |
| Receiving TDs..... | 1, three times: last; Vanderbilt, 2022 |
| Carries..... | 2, Vanderbilt, 2022 |
| Rushing Yards..... | 28, Vanderbilt, 2022 |
| Long Rush..... | 19, Vanderbilt, 2022 |
| Kickoff Return Yards..... | 100, Texas A&M, 2022 |
| Long Kickoff Return..... | 100, Texas A&M, 2022 |
| Kickoff Return TDs..... | 1, Texas A&M, 2022 |

BAM
MARTIN-SCOTT 22

LB | 6-2 | 235 | R-JR | SQ

FORT WAYNE, IND.
(SNIDER/DODGE CITY C.C.)

- ◆ Former junior college linebacker who appeared in all 12 games this season as a reserve linebacker and on special teams.
- ◆ Only Gamecock who hails from the state of Indiana.
- ◆ Credited with 15 tackles including 10 solo stops... had three pass breakups and a quarterback hurry.
- ◆ Notched his lone tackle for loss against Georgia.
- ◆ Recorded his first interception in the win over South Carolina State.
- ◆ Posted a career-high four tackles and forced his first career fumble at Florida.

MARTIN-SCOTT'S HIGHS

| | |
|-----------------------|--|
| Tackles..... | 4, Florida, 2022 |
| Tackles for Loss..... | 1.0, Georgia, 2022 |
| Interceptions..... | 1, S.C. State, 2022 |
| Forced Fumbles..... | 1, Florida, 2022 |
| QB Hurries..... | 1, Charlotte, 2022 |
| Pass Breakups..... | 1, twice Texas A&M & Vanderbilt, 2022 |

MARTIN-SCOTT'S STATISTICS

| Year | GP/GS | UT | AT | TT | TFL | QBS | INT | PBU | QBH | FF | FR |
|--------------|-------------|-----------|----------|-----------|--------------|--------------|----------|----------|----------|----------|----------|
| 2019 | | | | | | | | | | | |
| 2020 | | | | | | | | | | | |
| 2021 | 4/0 | 0 | 0 | 0 | 0.0-0 | 0.0-0 | 0 | 0 | 0 | 0 | 0 |
| 2022 | 12/0 | 10 | 5 | 15 | 1.0-2 | 0.0-0 | 1 | 3 | 1 | 1 | 0 |
| Total | 16/0 | 10 | 5 | 15 | 1.0-2 | 0.0-0 | 1 | 3 | 1 | 1 | 0 |

VERSION
LEE 53

OL | 6-4 | 308 | JR | 2L

WOODBRIDGE, VA.
(FREEDOM)

- ◆ Third-year offensive lineman who appeared in 11 contests in 2022 including seven starts.
- ◆ Started at left guard in each of the first seven games this season.
- ◆ Did not make the trip to Florida due to illness.

XAVIER
LEGETTE 17

WR | 6-3 | 220 | SR | 3L

MULLINS, S.C.
(MULLINS)

- ◆ Senior wide receiver and kick returner who played in all 12 games, making six starts.
- ◆ Caught 11 passes for 89 yards and a touchdown, rushed five times for 25 yards and returned 13 kicks for 389 yards, a 29.9-yard average with one touchdown.
- ◆ Took the opening kick against Texas A&M 100 yards for a touchdown... it tied for the second-longest return in school history and was the first kick-off return for a touchdown by a Gamecock since Deebo Samuel went the disatnce at Ole Miss in 2018... earned SEC Special Teams Player of the Week accolades for his performance.

LEGETTE'S STATISTICS

| -RECEIVING- | | | | | | |
|--------------|--------------|-----------|------------|------------|----------|-----------|
| Year | GP/GS | Rec | Yds | Avg | TD | Long |
| 2019 | 11/3 | 9 | 80 | 8.9 | 1 | 20 |
| 2020 | 6/6 | 7 | 113 | 16.1 | 0 | 42 |
| 2021 | 11/4 | 8 | 63 | 7.9 | 1 | 20 |
| 2022 | 12/6 | 11 | 89 | 8.1 | 1 | 29 |
| Total | 40/19 | 35 | 345 | 9.9 | 3 | 42 |

| -KICK RETURNS- | | | | | | |
|----------------|--------------|-----------|------------|-------------|----------|------------|
| Year | GP/GS | No | Yds | Avg | TD | Long |
| 2019 | 11/3 | 4 | 113 | 28.2 | 0 | 50 |
| 2020 | 6/6 | 0 | 0 | - | 0 | - |
| 2021 | 11/4 | 0 | 0 | - | 0 | - |
| 2022 | 12/6 | 13 | 389 | 29.9 | 1 | 100 |
| Total | 40/19 | 17 | 502 | 29.5 | 1 | 100 |

- ◆ Logged kickoff returns of 32- and 31-yards against Charlotte and Arkansas, respectively.
- ◆ Caught two passes for 33 yards and a score at Vanderbilt, while also rushing twice for a career-high 28 yards... all three of the receiving touchdowns in his career have come against the Commodores.
- ◆ Also recorded a pair of catches against Georgia, Missouri and Florida.

JUJU
McDOWELL 0

RB | 5-9 | 180 | SO | 1L

BAINBRIDGE, GA.
(LEE COUNTY)

- ◆ Second-year running back who played in all 12 games making one start.
- ◆ Third on the team in rushing with 191 yards on 56 carries with two touchdowns... also caught 21 passes for 192 yards and a score... added five kickoff returns for 80 yards with a long of 27 yards.

MCDOWELL'S STATISTICS

| -RUSHING- | | | | | |
|--------------|-------------|------------|------------|------------|-------------|
| Year | GP/GS | Att | Yds | Avg | TD Long |
| 2021 | 12/2 | 52 | 248 | 4.8 | 2 35 |
| 2022 | 12/1 | 56 | 191 | 3.4 | 2 27 |
| Total | 24/3 | 108 | 439 | 4.1 | 4 35 |

| -RECEIVING- | | | | | |
|--------------|-------------|-----------|------------|------------|-------------|
| Year | GP/GS | Rec | Yds | Avg | TD Long |
| 2021 | 12/2 | 9 | 53 | 5.9 | 0 13 |
| 2022 | 12/1 | 21 | 192 | 9.1 | 1 65 |
| Total | 24/3 | 30 | 245 | 8.2 | 1 65 |

| -KICK RETURNS- | | | | | |
|----------------|-------------|-----------|------------|-------------|-------------|
| Year | GP/GS | Ret | Yds | Avg | TD Long |
| 2021 | 12/2 | 15 | 394 | 26.3 | 0 63 |
| 2022 | 12/1 | 5 | 80 | 16.0 | 0 27 |
| Total | 24/3 | 20 | 474 | 23.7 | 0 63 |

- ◆ Found the endzone against Arkansas, Charlotte and Tennessee.
- ◆ Was on the receiving end of a career-high four passes against Charlotte.
- ◆ Tallied his season-best performance on the ground in the win over Vanderbilt when he rushed five times for a season-high 48 yards.
- ◆ Made his lone start of the season against Tennessee.
- ◆ Hauled in a career-long 65 yard pass in the win over Clemson.



MCDOWELL'S HIGHS

| | |
|---------------------------|---|
| Carries..... | 12, Eastern Illinois, 2021 |
| Yards Rushing..... | 71, East Carolina, 2021 |
| Long Rush..... | 35, North Carolina, 2021 |
| Rushing TDs..... | 1, four times: last: Charlotte, 2022 |
| Receptions..... | 4, Charlotte, 2022 |
| Yards Receiving..... | 65, Clemson, 2022 |
| Long Reception..... | 65, Clemson, 2022 |
| Receiving TDs..... | 1, Tennessee, 2022 |
| Kickoff Returns..... | 3, 4 times: last, S.C. State, 2022 |
| Kickoff Return Yards..... | 81, Tennessee, 2021 |
| Long Kickoff Return..... | 63, East Carolina, 2021 |

JAKAI
MOORE

55

OL | 6-6 | 305 | R-JR | 2L
NOKESVILLE, VA.
(PATRIOT)

- ◆ Fourth-year offensive lineman... appeared in all 12 games on the offensive line in 2022, working at both left tackle and left guard.
- ◆ Earned seven starts on the season, five at left tackle and two at left guard.
- ◆ Moved into the starting lineup in week 4 against Charlotte at left tackle... held that starting position for five-consecutive games.
- ◆ Started the final two games of the regular season at left guard, the wins over Tennessee and Clemson.

JAYLEN
NICHOLS

52

OL | 6-5 | 322 | SR | 3L
CHARLOTTE, N.C.
(MYERS PARK)

- ◆ Fourth-year offensive lineman... appeared in 11 games, making six starts.
- ◆ Entered the fall as the starter at the left tackle position after earning co-Most Improved Player of the Spring honors for the offense.
- ◆ Started the first two games at left tackle before missing the Georgia game with an injury.
- ◆ Made five-consecutive appearances off the bench before returning to the starting lineup at left tackle for the final four games of the season.

SPENCER
RATTLER

7

QB | 6-1 | 215 | R-JR | TR
PHOENIX, ARIZ.
(PINNACLE/OKLAHOMA)

- ◆ Junior quarterback who started all 12 games for the Gamecocks in 2022, logging an 8-4 record to run his career mark as a starting QB to 23-6.
- ◆ Was the starting and winning quarterback in the 2020 Cotton Bowl.
- ◆ Along with defensive tackle Zach Pickens, named the Steve Wadiak Team MVP and was one of five Rex Enright Captain's Award winners.
- ◆ Completed 235-of-353 passes (66.6 pct.) for 2,780 yards with 16 touchdowns and 11 interceptions... rushed 66 times for 19 yards with three scores... also caught a 15-yard pass.
- ◆ Owns three of the top-18 single-game passing games in school history, with the fourth-highest mark against Tennessee at 438, the 13th-highest total at Arkansas with 377 and tied for the 18th-best mark at Clemson with 360.
- ◆ Threw a school-record six touchdown passes against Tennessee.
- ◆ Finished the regular season as hot as any quarterback in the country... engineered wins over No. 5 Tennessee and No. 7 Clemson by completing 55-of-

76 passes (72.4 pct.) for 798 yards and eight touchdowns with two interceptions.

◆ Had maybe the best game by a quarterback in school history in the win over No. 5 Tennessee... completed 30-of-37 passes for 438 yards and a school-record six TDs with no picks... the 30 completions, 438 yards and six TDs were all career highs... also caught a 15-yard pass, the first of his career... was selected as the Walter Camp National Offensive Player of the Week, the CFPA National Performer of the Week and the co-SEC Offensive Player of the Week for his efforts.

RATTLER'S STATISTICS

| -PASSING- | | | | | | |
|-----------|-------|------------|------|------|----|------|
| Year | GP/GS | C-A-I | Pct. | Yds | TD | Lg |
| 2019 | 3/0 | 7-11-0 | 63.6 | 81 | 1 | 33 |
| 2020 | 11/11 | 214-317-7 | 67.5 | 3031 | 28 | 61 |
| 2021 | 9/6 | 140-187-5 | 74.9 | 1483 | 11 | 50 |
| 2022 | 12/12 | 235-353-11 | 66.6 | 2780 | 16 | 72 |
| Total | 35/29 | 596-868-23 | 68.7 | 7375 | 56 | 72 |
| -RUSHING- | | | | | | |
| Year | GP/GS | Att | Yds | Avg | TD | Long |
| 2019 | 3/0 | 3 | 23 | 7.7 | 0 | 8 |
| 2020 | 11/11 | 81 | 160 | 2.0 | 6 | 25 |
| 2021 | 9/6 | 43 | 77 | 1.8 | 3 | 22 |
| 2022 | 12/12 | 66 | 19 | 0.3 | 3 | 15 |
| Total | 35/29 | 193 | 279 | 1.4 | 12 | 25 |

RATTLER'S HIGHS

| | |
|-----------------------|---|
| Pass Attempts..... | 41, Kansas State, 2020 |
| Pass Completions..... | 30, three times: last: Tennessee, 2022 |
| Passing Yards..... | 438, Tennessee, 2022 |
| Passing TDs..... | 6, Tennessee, 2022 |
| Long Pass..... | 72, Clemson, 2022 |
| Receptions..... | 1, Tennessee, 2022 |
| Yards Receiving..... | 15, Tennessee, 2022 |
| Long Reception..... | 15, Tennessee, 2022 |
| Rushing Attempts..... | 14, Texas, 2020 |
| Rushing Yards..... | 51, Texas, 2020 |
| Long Rush..... | 25, Texas, 2020 |
| Rushing TDs..... | 1, 12 times last: Clemson, 2022 |

HUNTER
ROGERS

36

LS | 6-1 | 205 | R-SO | 1L
COLUMBIA, S.C.
(SPRING VALLEY)

- ◆ Third-year deep snapper who handled both the short- and long-snapping duties for the Gamecocks in 2022... played in all 12 games.
- ◆ Named to the Coaches All-SEC Second Team and the Second Team All-SEC by Phil Steele.
- ◆ Rushed one time for five yards in a designed fake in the win over Georgia State, picking up a first down that enabled the Gamecocks to score their first touchdown of the season.
- ◆ Credited with three tackles on the season.
- ◆ Placed on scholarship following the regular season.

T.J.
SANDERS

90

DL | 6-5 | 300 | R-FR | SQ
MARION, S.C.
(MARION)

- ◆ Redshirt-freshman defensive lineman who has appeared in 11 games this season... did not play against Charlotte.
- ◆ Credited with a dozen tackles including 1.0 sack, a pass breakup and two quarterback hurries.
- ◆ Tallied his first career tackle against Arkansas, first pass breakup against Georgia and first quarterback hurry of the season in the win over South Carolina State... also had a QB hurry at Vanderbilt.



SANDERS' HIGHS

| | |
|-----------------------|--|
| Tackles..... | 3, Florida, 2022 |
| Tackles for Loss..... | 1.0, Florida, 2022 |
| Sacks..... | 1.0, Florida, 2022 |
| QB Hurries..... | 1, three times last: Vanderbilt, 2022 |
| Pass Breakups..... | 1, Georgia, 2022 |

◆ Recorded a tackle in each of the final six games of the season, including a career-high three at Florida... also logged his first sack and tackle for loss in that Florida contest.

SANDERS' STATISTICS

| Year | GP/GS | UT | AT | TT | TFL | QBS | INT | PBU | QBH | FF | FR |
|--------------|-------------|----------|----------|-----------|--------------|--------------|----------|----------|----------|----------|----------|
| 2021 | 2/0 | 0 | 0 | 0 | 0.0-0 | 0.0-0 | 0 | 0 | 1 | 0 | 0 |
| 2022 | 11/0 | 5 | 7 | 12 | 1.0-6 | 1.0-6 | 0 | 1 | 2 | 0 | 0 |
| Total | 13/0 | 5 | 7 | 12 | 1.0-6 | 1.0-6 | 0 | 1 | 3 | 0 | 0 |



JOSH VANN

6

WR | 5-11 | 192 | S-SR | 4L

TUCKER, GA.
(TUCKER)

- ◆ Fifth-year "Super Senior" wide receiver who played in all 12 regular season games.
- ◆ Presented with the "Overcoming Adversity" award at the annual team banquet following the season.
- ◆ Caught 18 passes for 296 yards, 16.4-yards per reception, with three touchdowns.
- ◆ Returned 10 punts for 151 yards, an average of 15.1-yards per return... added two kickoff returns for 45 yards.
- ◆ Brought in his first receiving touchdown of the season in the bowl-clinching win over Vanderbilt.
- ◆ Logged a career-long 37-yard punt return at Florida.

VANN'S STATISTICS

| -RECEIVING- | | | | | | |
|--------------|--------------|-----------|-------------|-------------|----------|-----------|
| Year | GP/GS | Rec | Yds | Avg | TD | Long |
| 2018 | 13/1 | 18 | 118 | 6.6 | 1 | 16 |
| 2019 | 9/3 | 19 | 171 | 9.0 | 0 | 19 |
| 2020 | 10/4 | 10 | 88 | 8.8 | 1 | 16 |
| 2021 | 13/12 | 43 | 679 | 15.8 | 5 | 61 |
| 2022 | 12/0 | 18 | 296 | 16.4 | 3 | 60 |
| Total | 57/20 | 90 | 1056 | 11.7 | 7 | 61 |

| -RUSHING- | | | | | | |
|--------------|--------------|----------|-----------|-------------|----------|-----------|
| Year | GP/GS | Att | Yds | Avg | TD | Long |
| 2018 | 13/1 | 1 | 5 | 5.0 | 0 | 5 |
| 2019 | 9/3 | 1 | 5 | 5.0 | 0 | 5 |
| 2020 | 10/4 | 0 | 0 | - | 0 | - |
| 2021 | 13/12 | 5 | 63 | 12.6 | 0 | 34 |
| 2022 | 12/0 | 0 | 0 | - | 0 | 0 |
| Total | 57/20 | 7 | 73 | 10.4 | 0 | 34 |

| -PUNT RETURNS- | | | | | | |
|----------------|--------------|-----------|------------|-------------|----------|-----------|
| Year | GP/GS | Att | Yds | Avg | TD | Long |
| 2018 | 13/1 | 0 | 0 | - | 0 | - |
| 2019 | 9/3 | 2 | 24 | 12.0 | 0 | 22 |
| 2020 | 10/4 | 0 | 0 | - | 0 | - |
| 2021 | 13/12 | 7 | 64 | 9.1 | 0 | 25 |
| 2022 | 12/0 | 10 | 151 | 15.1 | 0 | 37 |
| Total | 57/20 | 19 | 239 | 12.6 | 0 | 37 |

| -KICK RETURNS- | | | | | | |
|----------------|--------------|----------|-----------|-------------|----------|-----------|
| Year | GP/GS | Att | Yds | Avg | TD | Long |
| 2018 | 13/1 | 0 | 0 | - | 0 | - |
| 2019 | 9/3 | 0 | 0 | - | 0 | - |
| 2020 | 10/4 | 0 | 0 | - | 0 | - |
| 2021 | 13/12 | 1 | 3 | 3.0 | 0 | 3 |
| 2022 | 12/0 | 2 | 45 | 22.5 | 0 | 26 |
| Total | 57/20 | 3 | 48 | 16.0 | 0 | 26 |

VANN'S HIGHS

| | |
|-------------------------------|------------------------|
| Receptions..... | 7, Florida, 2021 |
| Yards Receiving..... | 128, Georgia, 2021 |
| Long Reception..... | 61, Georgia, 2021 |
| Receiving TDs..... | 2, Tennessee, 2022 |
| 100-Yard Receiving Games..... | Three |
| Carries..... | 2, Troy, 2021 |
| Yards Rushing..... | 52, Troy, 2021 |
| Long Rush..... | 34, Troy, 2021 |
| Punt Returns..... | 3, Georgia State, 2022 |
| Punt Return Yards..... | 37, Florida, 2022 |
| Longest Punt Return..... | 37, Florida, 2022 |
| Kick Returns..... | 2, Tennessee, 2022 |
| Kick Return Yards..... | 45, Tennessee, 2022 |
| Longest Kick Return..... | 26, Tennessee, 2022 |



DQ SMITH

1

DB | 6-1 | 212 | FR | HS

COLUMBIA, S.C.
(SPRING VALLEY)

- ◆ True freshman defensive back who saw action in all 12 games making 10 starts.
- ◆ Started each of the final 10 games of the season, the first eight at Nickel and the final two at safety.
- ◆ Earned a spot on the CFN Freshman All-American Third-Team.
- ◆ Ranks fourth on the squad with 49 tackles including 38 solo stops.
- ◆ Credited with one tackle for loss, one interception, five pass breakups, two quarterback hurries and a forced fumble.
- ◆ Accounted for one of the two special teams touchdowns against Georgia State, returning a blocked punt 26 yards for the score.
- ◆ Notched his first career interception in the win over Charlotte.
- ◆ Picked up his first collegiate sack and recorded his first career forced fumble in the win over Vanderbilt.
- ◆ Tied Marcelas Dial with a team-high nine tackles in the win over Tennessee, setting a new career high.

SMITH'S STATISTICS

| Year | GP/GS | UT | AT | TT | TFL | QBS | INT | PBU | QBH | FF | FR |
|------|-------|----|----|----|-------|-------|-----|-----|-----|----|----|
| 2022 | 12/10 | 38 | 11 | 49 | 1.0-3 | 1.0-3 | 1 | 5 | 2 | 1 | 0 |

SMITH'S HIGHS

| | |
|-----------------------|--|
| Tackles..... | 9, Tennessee, 2022 |
| Tackles for Loss..... | 1.0, Vanderbilt, 2022 |
| Sacks..... | 1.0, Vanderbilt, 2022 |
| Interception..... | 1, Charlotte, 2022 |
| Pass Breakups..... | 2, Texas A&M, 2022 |
| Forced Fumbles..... | 1, Vanderbilt, 2022 |
| QB Hurries..... | 1, twice: Texas A&M & Florida, 2022 |



BRYAN THOMAS JR.

46

EDGE | 6-2 | 230 | FR | HS

WINDEMERE, FLA.
(FOUNDATION ACADEMY)

- ◆ True freshman EDGE rusher who saw action in nine contests.
- ◆ Did not appear in the first three games of the season, then saw action in each of the final nine regular season contests.
- ◆ Credited with six tackles and two quarterback hurries.
- ◆ Notched three tackles each against South Carolina State and Florida.

THOMAS' STATISTICS

| Year | GP/GS | UT | AT | TT | TFL | QBS | INT | PBU | QBH | FF | FR |
|------|-------|----|----|----|-------|-------|-----|-----|-----|----|----|
| 2022 | 9/0 | 3 | 3 | 6 | 0.0-0 | 0.0-0 | 0 | 0 | 2 | 0 | 0 |

**TYSHAWN
WANNAMAKER** **62****OL | 6-3 | 308 | R-SO | 1L****ST. MATTHEWS, S.C.
(CALHOUN COUNTY)**

- ◆ Third-year interior offensive lineman who was the returning starter at right tackle.
- ◆ Appeared in five games, making three starts.
- ◆ Appeared in the season-opener against Georgia State.
- ◆ Moved into the starting lineup against Georgia in week 3 following an injury to Dylan Wonnum.
- ◆ Started in three-consecutive games, earning the nod against Georgia, Charlotte and South Carolina State.
- ◆ Appeared in just one other contest (Florida).

**M.J.
WEBB** **94****DL | 6-3 | 313 | S-SR | 3L****RUTLEDGE, GA.
(MORGAN COUNTY)**

- ◆ Sixth-year "Super Senior" who works in the interior of the defensive line.
- ◆ Appeared in all 12 regular season games.
- ◆ Credited with 14 tackles including a half-tackle for loss.
- ◆ Recorded at least one tackle in each of the first five games this season before ending that streak in Lexington.
- ◆ Logged a season-high three tackles versus South Carolina State, including a half-tackle for loss.

WEBB'S HIGHS

Tackles.....8, Kentucky, 2020
Tackles for Loss.....1.0, Vanderbilt, 2020
QB Hurries.....1, Ole Miss, 2018
Pass Breakups.....1, Ole Miss, 2020

WEBB'S STATISTICS

| Year | GP/GS | UT | AT | TT | TFL | QBS | INT | PBU | QBH | FF | FR |
|--------------|-------------|-----------|-----------|-----------|--------------|--------------|----------|----------|----------|----------|----------|
| 2017 | | | | | -Redshirted- | | | | | | |
| 2018 | 9/0 | 1 | 3 | 4 | 0.5-0 | 0.0-0 | 0 | 0 | 1 | 0 | 0 |
| 2019 | | | | | -DNP- | | | | | | |
| 2020 | 10/2 | 9 | 17 | 26 | 1.0-1 | 0.0-0 | 0 | 1 | 0 | 0 | 0 |
| 2021 | 13/0 | 13 | 10 | 23 | 1.0-0 | 0.0-0 | 0 | 0 | 0 | 0 | 0 |
| 2022 | 12/0 | 7 | 7 | 14 | 0.5-1 | 0.0-0 | 0 | 0 | 0 | 0 | 0 |
| Total | 44/2 | 30 | 37 | 67 | 3.0-2 | 0.0-0 | 0 | 1 | 1 | 0 | 0 |

**ANTWANE
WELLS JR.** **3****WR | 6-1 | 207 | JR | TR****RICHMOND, VA.
(HIGHLAND SPRINGS/JAMES MADISON)**

- ◆ Named First-Team All-SEC by the SEC Coaches, PFF and Phil Steele... earned Second Team All-SEC honors from the Associated Press... was a Phil Steele honorable mention All-American.
- ◆ Awarded the Steve Spurrier Offensive MVP for the season.
- ◆ Gamecocks' top receiver with 63 catches for 898 yards and six touchdowns... had more catches and receiving yards than the next two receivers combined.
- ◆ Ranks second in the SEC in both receiving yards and receptions, while ranking fifth in receiving touchdowns.
- ◆ Recorded four 100-yard receiving games, including three in the last four regular season games.
- ◆ Shined at Arkansas, hauling in eight catches for a career-high 189 yards - tying for the 10th-most receiving yards in a single game in program history.

- ◆ Turned in an electric performance in the win over Vanderbilt with four catches for 110 yards and two touchdowns.
- ◆ Put together a career performance in the upset win over Tennessee, corraling a career-high 11 receptions for 177 yards... scored the first rushing touchdown of his career in the win.
- ◆ Hauled in nine of his 11 targets for 131 yards and two touchdowns including a season-long touchdown reception of 72 yards, in the upset win at Clemson.
- ◆ Combined for 20 receptions, 308 yards and two touchdowns in the last two regular season games against Tennessee and Clemson.
- ◆ Passed Deebo Samuel (882) for the 10th-most receiving yards in a single season and needs 14 yards to claim solo ninth.
- ◆ Needs 102 yards to become just the sixth 1,000-yard receiver in program history and first since Pharoah Cooper in 2014.
- ◆ Holds the 10th-most receptions in a single season with 63.

WELLS' STATISTICS

| -RECEIVING- | | | | | | |
|--------------|--------------|------------|-------------|-------------|-----------|-----------|
| Year | GP/GS | Rec | Yds | Avg | TD | Long |
| 2020* | 8/4 | 33 | 603 | 18.3 | 6 | 63 |
| 2021* | 14/14 | 83 | 1250 | 15.1 | 15 | 73 |
| 2022 | 12/5 | 63 | 898 | 14.3 | 6 | 72 |
| Total | 34/23 | 179 | 2751 | 15.4 | 27 | 73 |

| -RUSHING- | | | | | | |
|--------------|-------------|----------|-----------|------------|----------|----------|
| Year | GP/GS | Att | Yds | Avg | TD | Long |
| 2022 | 12/5 | 2 | 12 | 6.0 | 1 | 9 |
| Total | 12/5 | 2 | 12 | 6.0 | 1 | 9 |

*James Madison

WELLS' HIGHS

Receptions.....11, Tennessee, 2022
Yards Receiving.....189, Arkansas, 2022
Long Reception.....73, Maine, 2021
Receiving TDs.....3, twice:
Towson, 2021 & SE Louisiana, 2021
100-Yard Receiving Games.....12
Carries.....1, twice:
Vanderbilt, 2022; Tennessee, 2022
Yards Rushing.....9, Vanderbilt, 2022
Longest Rush.....9, Vanderbilt, 2022
Rushing TDs.....1, Tennessee, 2022

**DEBO
WILLIAMS** **0****LB | 6-1 | 237 | R-SO | 1L****SMYRNA, DEL.
(SMYRNA)**

- ◆ Redshirt sophomore linebacker who played in all 12 games, making a pair of starts.
- ◆ Tied for fifth on the squad with 42 tackles, including 4.5 tackles for loss and 1.5 sacks... also credited with four quarterback hurries, a forced fumble and a blocked kick.
- ◆ Blocked a punt in the win over South Carolina State.
- ◆ Made his first start against Missouri and responded with a career-high nine tackles.

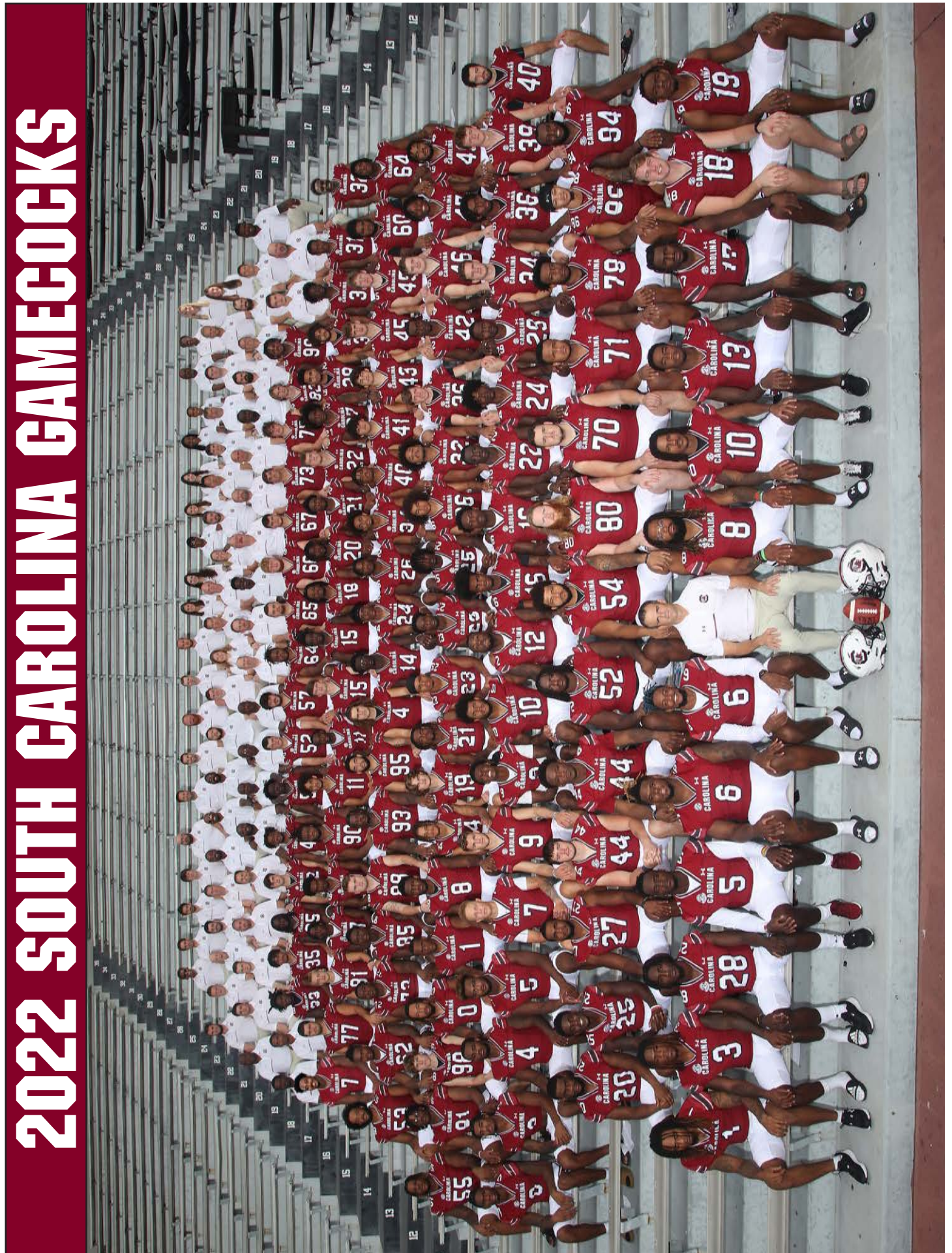
WILLIAMS' HIGHS

Tackles.....9, Missouri, 2022
Sacks.....1.5, Florida, 2022
Tackles for Loss.....1.5, Florida, 2022
Forced Fumbles.....1, Vanderbilt, 2022
Blocked Punts.....2, Eastern Illinois, 2021

- ◆ Came off the bench in the win at Vanderbilt, finishing with four tackles and his first career forced fumble.
- ◆ Earned his second start at Florida and finished with seven tackles, including 1.5 sacks, the first of his career.

WILLIAMS' STATISTICS

| Year | GP/GS | UT | AT | TT | TFL | QBS | INT | PBU | QBH | FF | FR |
|--------------|-------------|-----------|-----------|-----------|-------------------|--------------|----------|----------|----------|----------|----------|
| 2020 | | | | | -Delaware - DNP - | | | | | | |
| 2021 | 13/0 | 5 | 1 | 6 | 0.0-0 | 0.0-0 | 0 | 1 | 0 | 0 | 0 |
| 2022 | 12/2 | 27 | 15 | 42 | 4.5-16 | 1.5-9 | 0 | 0 | 4 | 1 | 0 |
| Total | 25/2 | 32 | 16 | 48 | 4.5-16 | 1.5-9 | 0 | 1 | 4 | 1 | 0 |



2022 SOUTH CAROLINA GAMECOCKS



2022 IN REVIEW

NATE
ADKINS



| | SC | OPP |
|--------------------------------|--------------------|---------------------|
| SCORING | 380 | 330 |
| Points Per Game | 31.7 | 27.5 |
| Points Off Turnovers | 76 | 51 |
| FIRST DOWNS | 227 | 265 |
| Rushing | 90 | 125 |
| Passing | 113 | 109 |
| Penalty | 24 | 31 |
| RUSHING YARDAGE | 1480 | 2309 |
| Yards gained rushing | 1772 | 2559 |
| Yards lost rushing | 292 | 250 |
| Rushing Attempts | 389 | 476 |
| Average Per Rush | 3.8 | 4.9 |
| Average Per Game | 123.3 | 192.4 |
| TDs Rushing | 27 | 20 |
| PASSING YARDAGE | 3093 | 2394 |
| Comp-Att-Int | 250-372-13 | 198-370-12 |
| Average Per Pass | 8.3 | 6.5 |
| Average Per Catch | 12.4 | 12.1 |
| Average Per Game | 257.8 | 199.5 |
| TDs Passing | 20 | 21 |
| TOTAL OFFENSE | 4573 | 4703 |
| Total Plays | 761 | 846 |
| Average Per Play | 6.0 | 5.6 |
| Average Per Game | 381.1 | 391.9 |
| KICK RETURNS: #-Yards | 21-526 | 18-310 |
| PUNT RETURNS: #-Yards | 12-220 | 19-85 |
| INT RETURNS: #-Yards | 12-157 | 13-81 |
| KICK RETURN AVERAGE | 25.0 | 17.2 |
| PUNT RETURN AVERAGE | 18.3 | 4.5 |
| INT RETURN AVERAGE | 13.1 | 6.2 |
| FUMBLES-LOST | 21-12 | 17-8 |
| PENALTIES-Yards | 82-756 | 80-662 |
| Average Per Game | 63.0 | 55.2 |
| PUNTS-Yards | 52-2435 | 57-2273 |
| Average Per Punt | 46.8 | 39.9 |
| Net punt average | 43.3 | 34.8 |
| KICKOFFS-Yards | 71-4298 | 63-3781 |
| Average Per Kick | 60.5 | 60.0 |
| Net kick average | 38.8 | 36.8 |
| TIME OF POSSESSION/Game | 29:08 | 30:52 |
| 3RD-DOWN Conversions | 57/145 | 68/163 |
| 3rd-Down Pct | 39% | 42% |
| 4TH-DOWN Conversions | 12/20 | 9/17 |
| 4th-Down Pct | 60% | 53% |
| SACKS BY-Yards | 18-122 | 28-173 |
| MISC YARDS | 0 | 0 |
| TOUCHDOWNS SCORED | 50 | 42 |
| FIELD GOALS-ATTEMPTS | 10-10 | 11-16 |
| RED-ZONE SCORES | (43-51) 84% | (41-49) 84% |
| RED-ZONE TOUCHDOWNS | (36-51) 71% | (33-49) 67% |
| PAT-ATTEMPTS | (40-42) 95% | (39-39) 100% |
| ATTENDANCE | 530498 | 333556 |
| Games/Avg Per Game | 7/75785 | 5/66711 |
| Neutral Site Games | | 0/0 |

| | | | | | | |
|--------------------------|------------|------------|------------|------------|-----------|--------------|
| SCORE BY QUARTERS | 1st | 2nd | 3rd | 4th | OT | Total |
| South Carolina | 76 | 104 | 107 | 93 | - | 380 |
| Opponents | 87 | 102 | 73 | 68 | - | 330 |

| RUSHING | G | Att | Gain | Loss | Net | Avg | TD | Long | Avg/G |
|-----------------------|-----------|------------|-------------|-------------|-------------|------------|-----------|-------------|--------------|
| MarShawn Lloyd | 9 | 111 | 621 | 48 | 573 | 5.2 | 9 | 45 | 63.7 |
| Jaheim Bell | 12 | 73 | 275 | 14 | 261 | 3.6 | 3 | 18 | 21.8 |
| Juju McDowell | 12 | 56 | 213 | 22 | 191 | 3.4 | 2 | 27 | 15.9 |
| Christian Beal-Smith | 8 | 36 | 160 | 12 | 148 | 4.1 | 5 | 52 | 18.5 |
| Luke Doty | 4 | 5 | 63 | 0 | 63 | 12.6 | 1 | 17 | 15.8 |
| Jalen Brooks | 12 | 4 | 55 | 4 | 51 | 12.8 | 1 | 24 | 4.2 |
| Ahmarean Brown | 12 | 4 | 48 | 0 | 48 | 12.0 | 0 | 34 | 4.0 |
| Dakereon Joyner | 12 | 11 | 51 | 3 | 48 | 4.4 | 2 | 13 | 4.0 |
| Dante Miller | 6 | 6 | 39 | 1 | 38 | 6.3 | 0 | 23 | 6.3 |
| Xavier Legette | 12 | 5 | 28 | 3 | 25 | 5.0 | 0 | 19 | 2.1 |
| Spencer Rattler | 12 | 66 | 192 | 173 | 19 | 0.3 | 3 | 15 | 1.6 |
| Antwane Wells Jr. | 12 | 2 | 12 | 0 | 12 | 6.0 | 1 | 9 | 1.0 |
| Rashad Amos | 9 | 1 | 9 | 0 | 9 | 9.0 | 0 | 6 | 1.0 |
| Hunter Rogers | 12 | 1 | 5 | 0 | 5 | 5.0 | 0 | 5 | 0.4 |
| Nate Adkins | 12 | 1 | 1 | 0 | 1 | 1.0 | 0 | 1 | 0.1 |
| TEAM | 12 | 7 | 0 | 12 | -12 | -1.7 | 0 | 0 | -1.0 |
| Total..... | 12 | 389 | 1772 | 292 | 1480 | 3.8 | 27 | 52 | 123.3 |
| Opponents..... | 12 | 476 | 2559 | 250 | 2309 | 4.9 | 20 | 85 | 192.4 |

| PASSING | G | Effic | Cmp-Att-Int | Pct | Yds | TD | Lng | Avg/G |
|-----------------------|-----------|---------------|--------------------|-------------|-------------|-----------|------------|--------------|
| Spencer Rattler | 12 | 141.45 | 235-353-11 | 66.6 | 2780 | 16 | 72 | 231.7 |
| Luke Doty | 4 | 177.60 | 10-14-2 | 71.4 | 146 | 2 | 52 | 36.5 |
| Kai Kroeger | 12 | 445.20 | 3-3-0 | 100.0 | 84 | 1 | 48 | 7.0 |
| Dakereon Joyner | 12 | 613.60 | 2-2-0 | 100.0 | 83 | 1 | 68 | 6.9 |
| Total..... | 12 | 147.80 | 250-372-13 | 67.2 | 3093 | 20 | 72 | 257.8 |
| Opponents..... | 12 | 120.11 | 198-370-12 | 53.5 | 2394 | 21 | 78 | 199.5 |

| RECEIVING | G | No. | Yds | Avg | TD | Long | Avg/G |
|-----------------------|-----------|------------|-------------|-------------|-----------|-------------|--------------|
| Antwane Wells Jr. | 12 | 63 | 898 | 14.3 | 6 | 72 | 74.8 |
| Jalen Brooks | 12 | 33 | 504 | 15.3 | 1 | 54 | 42.0 |
| Jaheim Bell | 12 | 25 | 231 | 9.2 | 2 | 46 | 19.2 |
| Juju McDowell | 12 | 21 | 192 | 9.1 | 1 | 65 | 16.0 |
| Austin Stogner | 12 | 20 | 210 | 10.5 | 1 | 25 | 17.5 |
| Ahmarean Brown | 12 | 19 | 166 | 8.7 | 0 | 26 | 13.8 |
| Josh Vann | 12 | 18 | 296 | 16.4 | 3 | 60 | 24.7 |
| MarShawn Lloyd | 9 | 18 | 176 | 9.8 | 2 | 43 | 19.6 |
| Xavier Legette | 12 | 11 | 89 | 8.1 | 1 | 29 | 7.4 |
| Nate Adkins | 12 | 8 | 90 | 11.2 | 0 | 32 | 7.5 |
| Dakereon Joyner | 12 | 5 | 85 | 17.0 | 1 | 48 | 7.1 |
| Traevon Kenion | 12 | 3 | 54 | 18.0 | 1 | 21 | 4.5 |
| Christian Beal-Smith | 8 | 3 | 19 | 6.3 | 0 | 9 | 2.4 |
| Corey Rucker | 2 | 1 | 52 | 52.0 | 1 | 52 | 26.0 |
| Tonka Hemingway | 12 | 1 | 16 | 16.0 | 0 | 16 | 1.3 |
| Spencer Rattler | 12 | 1 | 15 | 15.0 | 0 | 15 | 1.2 |
| Total..... | 12 | 250 | 3093 | 12.4 | 20 | 72 | 257.8 |
| Opponents..... | 12 | 198 | 2394 | 12.1 | 21 | 78 | 199.5 |

| PUNT RETURNS | No. | Yds | Avg | TD | Long |
|-----------------------|------------|------------|-------------|-----------|-------------|
| Josh Vann | 10 | 151 | 15.1 | 0 | 37 |
| Ahmarean Brown | 2 | 43 | 21.5 | 1 | 37 |
| DQ Smith | 0 | 26 | 0.0 | 1 | 26 |
| Total..... | 12 | 220 | 18.3 | 2 | 37 |
| Opponents..... | 19 | 85 | 4.5 | 0 | 23 |

| INTERCEPTIONS | No. | Yds | Avg | TD | Long |
|-----------------------|------------|------------|-------------|-----------|-------------|
| Marcellas Dial | 3 | 3 | 1.0 | 0 | 3 |
| Darius Rush | 2 | 59 | 29.5 | 0 | 59 |
| Bam Martin-Scott | 1 | 37 | 37.0 | 0 | 37 |
| David Spaulding | 1 | 9 | 9.0 | 0 | 9 |
| Sherrod Greene | 1 | 26 | 26.0 | 0 | 26 |
| O'Donnell Fortune | 1 | 5 | 5.0 | 0 | 5 |
| Brad Johnson | 1 | 15 | 15.0 | 0 | 15 |
| Cam Smith | 1 | 0 | 0.0 | 0 | 0 |
| DQ Smith | 1 | 3 | 3.0 | 0 | 3 |
| Total..... | 12 | 157 | 13.1 | 0 | 59 |
| Opponents..... | 13 | 81 | 6.2 | 1 | 42 |



| KICK RETURNS | No. | Yds | Avg | TD | Long |
|-----------------------|-----------|------------|-------------|----------|------------|
| Xavier Legette | 13 | 389 | 29.9 | 1 | 100 |
| Juju McDowell | 5 | 80 | 16.0 | 0 | 27 |
| Josh Vann | 2 | 45 | 22.5 | 0 | 26 |
| Dakereon Joyner | 1 | 12 | 12.0 | 0 | 12 |
| Total..... | 21 | 526 | 25.0 | 1 | 100 |
| Opponents..... | 18 | 310 | 17.2 | 0 | 34 |

| FUMBLE RETURNS | No. | Yds | Avg | TD | Long |
|-----------------------|-----------|-----------|------------|----------|-----------|
| Tonka Hemingway | 2 | 32 | 16.0 | 0 | 17 |
| Tyreek Johnson | 1 | 0 | 0.0 | 0 | 0 |
| Traveon Kenion | 1 | 0 | 0.0 | 0 | 0 |
| Nick Emmanwori | 1 | 0 | 0.0 | 0 | 0 |
| Zacch Pickens | 1 | 0 | 0.0 | 0 | 0 |
| Alex Huntley | 1 | 0 | 0.0 | 0 | 0 |
| Jordan Burch | 1 | 0 | 0.0 | 0 | 0 |
| Total..... | 8 | 32 | 4.0 | 0 | 17 |
| Opponents..... | 12 | 22 | 1.8 | 0 | 11 |

| ----- PATs ----- | | | | | | | | | |
|-----------------------|-----------|--------------|--------------|------------|----------|------------|----------|----------|------------|
| SCORING | TD | FGs | Kick | Rush | Rcv | Pass | DXP | Saf | Points |
| Mitch Jeter | 0 | 10-10 | 37-39 | 0-0 | 0 | 0-0 | 0 | 0 | 67 |
| MarShawn Lloyd | 11 | 0-0 | 0-0 | 0-0 | 0 | 0-0 | 0 | 0 | 66 |
| Antwane Wells Jr. | 7 | 0-0 | 0-0 | 0-0 | 0 | 0-0 | 0 | 0 | 42 |
| Jaheim Bell | 5 | 0-0 | 0-0 | 1-1 | 0 | 0-0 | 0 | 0 | 32 |
| Christian Beal-Smith | 5 | 0-0 | 0-0 | 0-0 | 0 | 0-0 | 0 | 0 | 30 |
| Spencer Rattler | 3 | 0-0 | 0-0 | 1-1 | 0 | 1-2 | 0 | 0 | 20 |
| Josh Vann | 3 | 0-0 | 0-0 | 0-0 | 0 | 0-0 | 0 | 0 | 18 |
| Juju McDowell | 3 | 0-0 | 0-0 | 0-0 | 0 | 0-0 | 0 | 0 | 18 |
| Dakereon Joyner | 3 | 0-0 | 0-0 | 0-0 | 0 | 0-0 | 0 | 0 | 18 |
| Xavier Legette | 2 | 0-0 | 0-0 | 0-0 | 0 | 0-0 | 0 | 0 | 12 |
| Jalen Brooks | 2 | 0-0 | 0-0 | 0-0 | 0 | 0-0 | 0 | 0 | 12 |
| Ahmarean Brown | 1 | 0-0 | 0-0 | 0-0 | 1 | 0-0 | 0 | 0 | 8 |
| Traevon Kenion | 1 | 0-0 | 0-0 | 1-1 | 0 | 0-0 | 0 | 0 | 8 |
| Corey Rucker | 1 | 0-0 | 0-0 | 0-0 | 0 | 0-0 | 0 | 0 | 6 |
| Austin Stogner | 1 | 0-0 | 0-0 | 0-0 | 0 | 0-0 | 0 | 0 | 6 |
| Luke Doty | 1 | 0-0 | 0-0 | 0-0 | 0 | 0-0 | 0 | 0 | 6 |
| DQ Smith | 1 | 0-0 | 0-0 | 0-0 | 0 | 0-0 | 0 | 0 | 6 |
| Alex Herrera | 0 | 0-0 | 3-3 | 0-0 | 0 | 0-0 | 0 | 0 | 3 |
| Tonka Hemingway | 0 | 0-0 | 0-0 | 1-1 | 0 | 0-0 | 0 | 0 | 2 |
| TEAM | 0 | 0-0 | 0-0 | 0-1 | 0 | 0-0 | 0 | 0 | 0 |
| Kai Kroeger | 0 | 0-0 | 0-0 | 0-0 | 0 | 0-1 | 0 | 0 | 0 |
| Total..... | 50 | 10-10 | 40-42 | 4-5 | 1 | 1-3 | 0 | 0 | 380 |
| Opponents..... | 42 | 11-16 | 39-39 | 0-1 | 1 | 1-2 | 0 | 2 | 330 |

| FIELD GOALS | M-A | Pct | 01-19 | 20-29 | 30-39 | 40-49 | 50+ | Lg | Blk |
|-------------|-------|-------|-------|-------|-------|-------|-----|----|-----|
| Mitch Jeter | 10-10 | 100.0 | 0-0 | 4-4 | 4-4 | 0-0 | 2-2 | 53 | 0 |

| FG SEQUENCE | South Carolina | Opponents |
|--------------------|----------------|-------------------|
| Georgia St. | (53),(51) | - |
| Arkansas | (28) | 50 |
| Georgia | - | (42),(21) |
| Charlotte | (25),(27) | - |
| South Carolina St. | - | (21) |
| Kentucky | (32) | 45 |
| Texas A&M | (23) | (51),(26),(28) |
| Missouri | (39) | (19),21,(50),(32) |
| Vanderbilt | (31) | 44 |
| Florida | - | (28),36 |
| Tennessee | - | (27) |
| Clemson | (35) | - |

Numbers in (parentheses) indicate field goal was made.

| PUNTING | No. | Yds | Avg | Long | TB | FC | I20 | 50+ | Blkd |
|-----------------------|-----------|-------------|-------------|-----------|----------|-----------|-----------|-----------|----------|
| Kai Kroeger | 52 | 2435 | 46.8 | 79 | 5 | 8 | 27 | 17 | 0 |
| Total..... | 52 | 2435 | 46.8 | 79 | 5 | 8 | 27 | 17 | 0 |
| Opponents..... | 57 | 2273 | 39.9 | 67 | 1 | 17 | 17 | 10 | 5 |

| KICKOFFS | No. | Yds | Avg | TB | OB | Retn | Net | YdLn |
|-----------------------|-----------|-------------|-------------|-----------|----------|-----------|-------------|-----------|
| Mitch Jeter | 68 | 4207 | 61.9 | 44 | 1 | | | |
| Alex Herrera | 3 | 91 | 30.3 | 0 | 0 | | | |
| Total..... | 71 | 4298 | 60.5 | 44 | 1 | 20 | 38.8 | 26 |
| Opponents..... | 63 | 3781 | 60.0 | 33 | 4 | 22 | 36.8 | 28 |

| TOTAL OFFENSE | G | Plays | Rush | Pass | Total | Avg/G |
|-----------------------|-----------|------------|-------------|-------------|-------------|--------------|
| Spencer Rattler | 12 | 419 | 19 | 2780 | 2799 | 233.2 |
| MarShawn Lloyd | 9 | 111 | 573 | 0 | 573 | 63.7 |
| Jaheim Bell | 12 | 73 | 261 | 0 | 261 | 21.8 |
| Luke Doty | 4 | 19 | 63 | 146 | 209 | 52.2 |
| Juju McDowell | 12 | 56 | 191 | 0 | 191 | 15.9 |
| Christian Beal-Smith | 8 | 36 | 148 | 0 | 148 | 18.5 |
| Dakereon Joyner | 12 | 13 | 48 | 83 | 131 | 10.9 |
| Kai Kroeger | 12 | 3 | 0 | 84 | 84 | 7.0 |
| Jalen Brooks | 12 | 4 | 51 | 0 | 51 | 4.2 |
| Ahmarean Brown | 12 | 4 | 48 | 0 | 48 | 4.0 |
| Dante Miller | 6 | 6 | 38 | 0 | 38 | 6.3 |
| Xavier Legette | 12 | 5 | 25 | 0 | 25 | 2.1 |
| Antwane Wells Jr. | 12 | 2 | 12 | 0 | 12 | 1.0 |
| Rashad Amos | 9 | 1 | 9 | 0 | 9 | 1.0 |
| Hunter Rogers | 12 | 1 | 5 | 0 | 5 | 0.4 |
| Nate Adkins | 12 | 1 | 1 | 0 | 1 | 0.1 |
| TEAM | 12 | 7 | -12 | 0 | -12 | -1.0 |
| Total..... | 12 | 761 | 1480 | 3093 | 4573 | 381.1 |
| Opponents..... | 12 | 846 | 2309 | 2394 | 4703 | 391.9 |

| ALL PURPOSE | G | Rush | Rec | PR | KOR | IR | Tot | Avg/G |
|-----------------------|-----------|-------------|-------------|------------|------------|------------|-------------|--------------|
| Antwane Wells Jr. | 12 | 12 | 898 | 0 | 0 | 0 | 910 | 75.8 |
| MarShawn Lloyd | 9 | 573 | 176 | 0 | 0 | 0 | 749 | 83.2 |
| Jalen Brooks | 12 | 51 | 504 | 0 | 0 | 0 | 555 | 46.3 |
| Xavier Legette | 12 | 25 | 89 | 0 | 389 | 0 | 503 | 41.9 |
| Josh Vann | 12 | 0 | 296 | 151 | 45 | 0 | 492 | 41.0 |
| Jaheim Bell | 12 | 261 | 231 | 0 | 0 | 0 | 492 | 41.0 |
| Juju McDowell | 12 | 191 | 192 | 0 | 80 | 0 | 463 | 38.6 |
| Ahmarean Brown | 12 | 48 | 166 | 43 | 0 | 0 | 257 | 21.4 |
| Austin Stogner | 12 | 0 | 210 | 0 | 0 | 0 | 210 | 17.5 |
| Christian Beal-Smith | 8 | 148 | 19 | 0 | 0 | 0 | 167 | 20.9 |
| Dakereon Joyner | 12 | 48 | 85 | 0 | 12 | 0 | 145 | 12.1 |
| Nate Adkins | 12 | 1 | 90 | 0 | 0 | 0 | 91 | 7.6 |
| Luke Doty | 4 | 63 | 0 | 0 | 0 | 0 | 63 | 15.8 |
| Darius Rush | 10 | 0 | 0 | 0 | 0 | 59 | 59 | 5.9 |
| Traevon Kenion | 12 | 0 | 54 | 0 | 0 | 0 | 54 | 4.5 |
| Corey Rucker | 2 | 0 | 52 | 0 | 0 | 0 | 52 | 26.0 |
| Dante Miller | 6 | 38 | 0 | 0 | 0 | 0 | 38 | 6.3 |
| Bam Martin-Scott | 12 | 0 | 0 | 0 | 0 | 37 | 37 | 3.1 |
| Spencer Rattler | 12 | 19 | 15 | 0 | 0 | 0 | 34 | 2.8 |
| DQ Smith | 12 | 0 | 0 | 26 | 0 | 3 | 29 | 2.4 |
| Sherrod Greene | 11 | 0 | 0 | 0 | 0 | 26 | 26 | 2.4 |
| Tonka Hemingway | 12 | 0 | 16 | 0 | 0 | 0 | 16 | 1.3 |
| Brad Johnson | 11 | 0 | 0 | 0 | 0 | 15 | 15 | 1.4 |
| Rashad Amos | 9 | 9 | 0 | 0 | 0 | 0 | 9 | 1.0 |
| David Spaulding | 4 | 0 | 0 | 0 | 0 | 9 | 9 | 2.2 |
| Hunter Rogers | 12 | 5 | 0 | 0 | 0 | 0 | 5 | 0.4 |
| O'Donnell Fortune | 7 | 0 | 0 | 0 | 0 | 5 | 5 | 0.7 |
| Marcellas Dial | 12 | 0 | 0 | 0 | 0 | 3 | 3 | 0.2 |
| TEAM | 12 | -12 | 0 | 0 | 0 | 0 | -12 | -1.0 |
| Total..... | 12 | 1480 | 3093 | 220 | 526 | 157 | 5476 | 456.3 |
| Opponents..... | 12 | 2309 | 2394 | 85 | 310 | 81 | 5179 | 431.6 |



| | | -----Tackles----- | | | | -Sacks- | | ---Pass Def--- | | --Fumbles-- | | Blkd | | |
|----------------|----------------------|-------------------|------|-----|-------|---------|----------|----------------|------|-------------|---------|------|------|-----|
| No. | PLAYER | GP | Solo | Ast | Total | TFL/Yds | No-Yards | Int-Yds | BrUp | QBH | Rcv-Yds | FF | Kick | Saf |
| 21 | Nick Emmanwori | 12 | 59 | 19 | 78 | 1.0-2 | . | . | 1 | 2 | 1-0 | . | . | . |
| 44 | Sherrod Greene | 11 | 32 | 33 | 65 | 2.5-15 | 1.5-13 | 1-26 | 1 | . | . | . | . | . |
| 5 | Jordan Burch | 12 | 30 | 26 | 56 | 7.5-36 | 3.5-23 | . | 3 | 10 | 1-0 | . | . | . |
| 27 | DQ Smith | 12 | 38 | 11 | 49 | 1.0-3 | 1.0-3 | 1-3 | 5 | 2 | . | 1 | . | . |
| 6 | Zacch Pickens | 12 | 22 | 20 | 42 | 4.0-19 | 2.5-14 | . | 3 | 3 | 1-0 | . | . | . |
| 0 | Debo Williams | 12 | 27 | 15 | 42 | 4.5-16 | 1.5-9 | . | . | 4 | . | 1 | 1 | . |
| 24 | Marcellas Dial | 12 | 30 | 11 | 41 | 1.0-1 | . | 3-3 | 11 | . | . | . | . | . |
| 19 | Brad Johnson | 11 | 28 | 12 | 40 | . | . | 1-15 | . | 4 | . | . | . | . |
| 8 | Gilber Edmond | 12 | 15 | 24 | 39 | 9.0-36 | 2.0-23 | . | . | 9 | . | . | . | . |
| 3 | Devonni Reed | 11 | 28 | 11 | 39 | 1.5-4 | . | . | 1 | . | . | . | . | . |
| 28 | Darius Rush | 10 | 28 | 10 | 38 | 2.0-14 | . | 2-59 | 7 | 1 | . | 1 | . | . |
| 91 | Tonka Hemingway | 12 | 17 | 12 | 29 | 7.0-30 | 4.0-23 | . | 1 | 4 | 2-32 | . | . | . |
| 9 | Cam Smith | 11 | 23 | 4 | 27 | 1.0-2 | . | 1-0 | 5 | 2 | . | . | 1 | . |
| 95 | Alex Huntley | 10 | 9 | 8 | 17 | . | . | . | 1 | . | 1-0 | . | . | . |
| 22 | Bam Martin-Scott | 12 | 10 | 5 | 15 | 1.0-2 | . | 1-37 | 3 | 1 | . | 1 | . | . |
| 25 | O'Donnell Fortune | 8 | 12 | 2 | 14 | . | . | 1-5 | . | . | . | 1 | . | . |
| 94 | M.J. Webb | 12 | 7 | 7 | 14 | 0.5-1 | . | . | . | . | . | . | . | . |
| 90 | T.J. Sanders | 11 | 5 | 7 | 12 | 1.0-6 | 1.0-6 | . | 1 | 2 | . | . | . | . |
| 93 | Nick Barrett | 12 | 2 | 9 | 11 | . | . | . | 1 | . | . | . | . | . |
| 7 | Jordan Strachan | 2 | 5 | 5 | 10 | 3.0-11 | 1.0-8 | . | . | . | . | . | . | . |
| 10 | Tyreek Johnson | 11 | 6 | 3 | 9 | 2.0-15 | . | . | . | . | 1-0 | . | . | . |
| 32 | Mohamed Kaba | 2 | 5 | 3 | 8 | 0.5-1 | . | . | 1 | . | . | . | . | . |
| 20 | Tyrese Ross | 5 | 3 | 5 | 8 | 0.5-1 | . | . | . | . | . | . | . | . |
| 29 | David Spaulding | 4 | 5 | 2 | 7 | 1.0-8 | . | 1-9 | 3 | . | . | 1 | . | . |
| 36 | BJ Gibson | 5 | 7 | . | 7 | . | . | . | . | . | . | . | . | . |
| 1 | R.J. Roderick | 3 | 6 | 1 | 7 | 1.0-1 | . | . | . | . | . | . | . | . |
| 46 | Bryan Thomas Jr. | 9 | 3 | 3 | 6 | . | . | . | . | 2 | . | . | . | . |
| 52 | Stone Blanton | 11 | 4 | 2 | 6 | 1.5-6 | . | . | 1 | . | . | . | . | . |
| 33 | Kajuan Banks | 12 | 2 | 4 | 6 | . | . | . | 1 | . | . | . | . | . |
| 13 | Jalen Brooks | 12 | 3 | 1 | 4 | . | . | . | . | . | . | 1 | . | . |
| 12 | Traevon Kenion | 12 | 3 | 1 | 4 | . | . | . | . | . | 1-0 | . | 1 | . |
| 31 | Peyton Williams | 2 | 1 | 2 | 3 | . | . | . | 1 | . | . | . | . | . |
| 36 | Hunter Rogers | 12 | 1 | 2 | 3 | . | . | . | . | . | . | . | . | . |
| 17 | Xavier Legette | 12 | 2 | 1 | 3 | . | . | . | . | . | . | . | . | . |
| 7 | Spencer Rattler | 12 | 2 | . | 2 | . | . | . | . | . | . | . | . | . |
| 4 | Terrell Dawkins | 3 | 1 | 1 | 2 | . | . | . | . | . | . | . | . | . |
| 85 | Payton Mangrum | 12 | 2 | . | 2 | . | . | . | . | . | . | . | . | . |
| 21 | Juju McDowell | 12 | 2 | . | 2 | . | . | . | . | . | . | . | . | . |
| 43 | Joseph Byrnes | 2 | . | 1 | 1 | . | . | . | . | . | . | . | . | . |
| 23 | Isaiah Norris | 3 | 1 | . | 1 | . | . | . | . | . | . | . | . | . |
| 42 | Darryle Ware | 8 | . | 1 | 1 | . | . | . | . | . | . | . | . | . |
| 44 | Nate Adkins | 12 | 1 | . | 1 | . | . | . | . | . | . | 1 | . | . |
| 5 | Dakereon Joyner | 12 | 1 | . | 1 | . | . | . | . | . | . | . | . | . |
| 8 | Christian Beal-Smith | 8 | 1 | . | 1 | . | . | . | . | . | . | . | . | . |
| 98 | Mitch Jeter | 12 | . | 1 | 1 | . | . | . | . | . | . | . | . | . |
| 6 | Josh Vann | 12 | 1 | . | 1 | . | . | . | . | . | . | . | . | . |
| 1 | MarShawn Lloyd | 9 | . | 1 | 1 | . | . | . | . | . | . | . | . | . |
| 3 | Antwane Wells Jr. | 12 | 1 | . | 1 | . | . | . | . | . | . | . | . | . |
| 47 | King-Demenian Ford | 6 | . | . | . | . | . | . | . | . | . | . | 2 | . |
| 16 | Hot Rod Fitten | 1 | . | . | . | . | . | . | . | 1 | . | . | . | . |
| 23 | Rashad Amos | 9 | . | . | . | . | . | . | . | . | . | . | 1 | . |
| Total..... | | 12 | 491 | 286 | 777 | 54-230 | 18-122 | 12-157 | 51 | 47 | 8-32 | 8 | 6 | . |
| Opponents..... | | 12 | 488 | 204 | 692 | 90-305 | 28-173 | 13-81 | 25 | 51 | 12-22 | 15 | 1 | 2 |



| TOTAL TACKLES | UA-A | TOT | GSU | ARK | UGA | CHAR | SCST | KENT | TAMU | MIZZ | VANDY | FLA | TENN | CU |
|----------------------|-------|-----|-----|-----|------|------|------|------|------|------|-------|-----|------|-----|
| Nick Emmanwori | 59-19 | 78 | 3-0 | 7-4 | 14-0 | 2-1 | 3-0 | 2-1 | 3-3 | 7-1 | 6-3 | 4-2 | 3-3 | 5-1 |
| Sherrod Greene | 32-33 | 65 | DNP | 2-6 | 2-3 | 3-1 | 2-1 | 6-6 | 3-2 | 2-1 | 3-0 | 4-6 | 1-6 | 4-1 |
| Jordan Burch | 30-26 | 56 | 3-2 | 4-6 | 0-1 | 2-1 | 1-1 | 3-3 | 3-4 | 2-0 | 3-1 | 4-3 | 4-2 | 1-2 |
| DQ Smith | 38-11 | 49 | 2-0 | 0-2 | 1-2 | 3-0 | 1-0 | 5-3 | 3-0 | 6-1 | 4-1 | 4-0 | 7-2 | 2-0 |
| Debo Williams | 27-15 | 42 | 3-2 | 2-2 | 1-1 | 6-0 | 1-0 | - | 3-0 | 4-5 | 3-1 | 3-4 | - | 1-0 |
| Zacch Pickens | 22-20 | 42 | - | 4-8 | 1-5 | 2-0 | 3-0 | 2-2 | 1-1 | 2-1 | 3-0 | 1-1 | 1-1 | 2-1 |
| Marcellas Dial | 30-11 | 41 | 3-0 | 1-2 | 4-1 | 3-0 | 3-0 | 2-1 | 2-0 | 2-1 | 0-1 | 2-2 | 6-3 | 2-0 |
| Brad Johnson | 28-12 | 40 | 5-0 | 2-4 | 2-1 | 1-1 | 3-0 | 4-1 | 5-1 | DNP | 3-0 | - | 0-3 | 3-1 |
| Devonni Reed | 28-11 | 39 | 4-1 | 0-4 | 3-0 | 5-1 | 3-1 | DNP | 4-0 | 6-1 | 1-0 | 2-3 | - | - |
| Gilber Edmond | 15-24 | 39 | 2-2 | 1-3 | 1-1 | 2-3 | 2-1 | 1-6 | 0-2 | 3-0 | 1-0 | 0-2 | 0-1 | 2-3 |
| Darius Rush | 28-10 | 38 | 1-0 | 1-3 | 2-0 | DNP | DNP | 2-2 | 6-2 | 3-1 | 6-1 | 1-1 | 3-0 | 3-0 |
| Tonka Hemingway | 17-12 | 29 | 0-1 | 3-0 | - | 1-0 | 1-1 | 1-3 | 2-1 | 3-2 | 1-1 | 2-2 | 1-1 | 2-0 |
| Cam Smith | 23-4 | 27 | 2-0 | 5-0 | DNP | 1-0 | 2-0 | 1-1 | 1-0 | 3-0 | 1-0 | 1-1 | 6-1 | 0-1 |
| Alex Huntley | 9-8 | 17 | 2-0 | 0-4 | DNP | - | - | DNP | 1-0 | 0-2 | 0-1 | 1-1 | 1-0 | 4-0 |
| Bam Martin-Scott | 10-5 | 15 | - | 1-0 | 1-0 | 3-0 | 1-0 | 1-2 | 0-1 | - | - | 3-1 | 0-1 | - |
| O'Donnell Fortune | 12-2 | 14 | DNP | 2-1 | 4-0 | 2-0 | - | DNP | DNP | DNP | 2-0 | - | - | 2-1 |
| M.J. Webb | 7-7 | 14 | 1-0 | 0-2 | 1-1 | 1-0 | 0-3 | - | 1-1 | - | - | 1-0 | - | 2-0 |
| T.J. Sanders | 5-7 | 12 | - | 0-2 | - | DNP | 0-1 | - | 0-1 | 1-0 | 1-0 | 2-1 | 1-1 | 0-1 |
| Nick Barrett | 2-9 | 11 | - | 0-2 | 0-1 | 1-0 | 1-1 | 0-1 | - | 0-2 | - | - | 0-2 | - |
| Jordan Strachan | 5-5 | 10 | 3-1 | 2-4 | DNP | DNP | DNP | DNP | DNP | DNP | DNP | DNP | DNP | DNP |
| Tyreek Johnson | 6-3 | 9 | 1-0 | 1-2 | 1-1 | - | 1-0 | DNP | - | - | - | 2-0 | - | - |
| Tyrese Ross | 3-5 | 8 | - | DNP | DNP | DNP | - | DNP | DNP | - | DNP | 2-3 | 1-2 | DNP |
| Mohamed Kaba | 5-3 | 8 | 3-1 | 2-2 | DNP | DNP | DNP | DNP | DNP | DNP | DNP | DNP | DNP | DNP |
| David Spaulding | 5-2 | 7 | - | DNP | DNP | DNP | DNP | 3-2 | 1-0 | 1-0 | DNP | DNP | DNP | DNP |
| R.J. Roderick | 6-1 | 7 | 2-0 | DNP | DNP | - | 4-1 | DNP | DNP | DNP | DNP | DNP | DNP | DNP |
| BJ Gibson | 7-0 | 7 | - | DNP | - | DNP | - | DNP | DNP | - | 7-0 | DNP | DNP | DNP |
| Stone Blanton | 4-2 | 6 | - | - | 0-1 | DNP | 1-0 | - | 2-0 | - | 1-0 | 0-1 | - | - |
| Bryan Thomas Jr. | 3-3 | 6 | DNP | DNP | DNP | - | 2-1 | - | - | - | - | 1-2 | - | - |
| Kajuan Banks | 2-4 | 6 | - | 0-1 | 1-0 | 1-1 | - | - | - | - | - | 0-2 | - | - |
| Traevon Kenion | 3-1 | 4 | - | - | 0-1 | 1-0 | - | - | - | - | - | 1-0 | - | 1-0 |
| Jalen Brooks | 3-1 | 4 | - | - | 1-0 | - | - | - | - | - | - | 2-0 | 0-1 | - |
| Peyton Williams | 1-2 | 3 | DNP | DNP | DNP | DNP | 0-1 | DNP | DNP | DNP | DNP | DNP | 1-1 | DNP |
| Hunter Rogers | 1-2 | 3 | - | 0-1 | 1-0 | - | - | - | - | - | - | - | 0-1 | - |
| Xavier Legette | 2-1 | 3 | - | - | - | 1-0 | - | - | 1-0 | - | - | - | 0-1 | - |
| Juju McDowell | 2-0 | 2 | 1-0 | - | - | 1-0 | - | - | - | - | - | - | - | - |
| Payton Mangrum | 2-0 | 2 | - | - | - | 1-0 | - | - | - | - | 1-0 | - | - | - |
| Spencer Rattler | 2-0 | 2 | - | - | 1-0 | - | - | - | - | - | - | 1-0 | - | - |
| Terrell Dawkins | 1-1 | 2 | - | 1-1 | - | DNP | DNP | DNP | DNP | DNP | DNP | DNP | DNP | DNP |
| Nate Adkins | 1-0 | 1 | - | - | - | - | - | - | - | - | - | - | - | 1-0 |
| Dakereon Joyner | 1-0 | 1 | - | - | - | - | - | - | - | - | - | - | 1-0 | - |
| Mitch Jeter | 0-1 | 1 | - | - | - | - | - | - | - | - | - | - | 0-1 | - |
| Christian Beal-Smith | 1-0 | 1 | DNP | - | - | - | - | DNP | - | 1-0 | - | DNP | DNP | - |
| Darryle Ware | 0-1 | 1 | DNP | DNP | - | 0-1 | - | - | - | - | - | - | DNP | DNP |
| Antwane Wells Jr. | 1-0 | 1 | - | - | - | 1-0 | - | - | - | - | - | - | - | - |
| MarShawn Lloyd | 0-1 | 1 | - | - | - | - | - | - | 0-1 | - | DNP | DNP | DNP | - |
| Josh Vann | 1-0 | 1 | - | - | - | - | - | - | - | - | - | 1-0 | - | - |
| Isaiah Norris | 1-0 | 1 | DNP | DNP | DNP | - | - | DNP | DNP | DNP | 1-0 | DNP | DNP | DNP |
| Joseph Byrnes | 0-1 | 1 | - | DNP | DNP | DNP | 0-1 | DNP | DNP | DNP | DNP | DNP | DNP | DNP |



| Team | Score | 1st Downs | Rushing No-Yds-TD | Passing C-A-I-Yds-TD | Total Offense Play-Yds-TD | Punts No-Avg | Fumbles No-Lost | Penalties No-Yds | KO Ret. No-Yds | Punt Ret. No-Yds | Int. Ret. No-Yds | 3rd Dns | Time of Poss |
|--------------------|-----------|-----------|-------------------|----------------------|---------------------------|---------------|-----------------|------------------|----------------|------------------|------------------|-------------|--------------|
| Georgia St. | 14 | 14 | 40-200-1 | 7-29-1-111-1 | 69-311-2 | 9-35.6 | 0-0 | 8-75 | 1-0 | 0-0 | 2-5 | 5-17 | 24:44 |
| S. Carolina | 35 | 19 | 32-79-1 | 23-37-2-227-1 | 69-306-2 | 7-49.1 | 0-0 | 5-70 | 0-0 | 5-96 | 1-3 | 3-14 | 35:16 |
| S. Carolina | 30 | 23 | 29-40-3 | 24-39-1-377-1 | 68-417-4 | 3-34.7 | 5-2 | 5-41 | 2-55 | 0-0 | 0-0 | 3-10 | 25:22 |
| Arkansas | 44 | 28 | 65-295-5 | 18-21-0-162-1 | 86-457-6 | 3-35.7 | 0-0 | 10-121 | 1-34 | 1-13 | 1-0 | 9-16 | 34:38 |
| Georgia | 48 | 30 | 35-208-3 | 21-30-0-339-3 | 65-547-6 | 2-49.5 | 1-0 | 3-20 | 1-19 | 3-8 | 3-42 | 5-9 | 30:40 |
| S. Carolina | 7 | 17 | 30-92-0 | 19-34-3-214-1 | 64-306-1 | 5-44.4 | 2-0 | 5-60 | 1-25 | 1-21 | 0-0 | 4-13 | 29:20 |
| Charlotte | 20 | 21 | 29-79-0 | 20-35-3-213-3 | 64-292-3 | 4-44.2 | 1-0 | 6-51 | 5-77 | 0-0 | 1-(-1) | 8-14 | 33:28 |
| S. Carolina | 56 | 28 | 40-295-6 | 19-26-1-250-1 | 66-545-7 | 0-0.0 | 1-1 | 10-67 | 2-52 | 2-8 | 3-18 | 5-8 | 26:32 |
| S.C. State | 10 | 13 | 40-145-1 | 7-18-3-75-0 | 58-220-1 | 7-34.4 | 2-0 | 12-117 | 1-7 | 0-0 | 2-0 | 1-12 | 30:54 |
| S. Carolina | 50 | 21 | 31-185-5 | 24-30-2-219-2 | 61-404-7 | 2-37.5 | 3-1 | 5-57 | 3-56 | 1-30 | 3-63 | 5-10 | 29:06 |
| S. Carolina | 24 | 15 | 42-179-2 | 14-19-1-177-1 | 61-356-3 | 4-41.5 | 2-1 | 4-26 | 1-24 | 2-35 | 1-9 | 6-14 | 28:55 |
| Kentucky | 14 | 18 | 36-121-0 | 15-27-1-178-2 | 63-299-2 | 6-33.3 | 1-1 | 5-25 | 0-0 | 1-11 | 1-0 | 3-12 | 31:05 |
| Texas A&M | 24 | 23 | 28-129-1 | 25-47-1-269-1 | 75-398-2 | 6-39.5 | 2-1 | 8-38 | 2-25 | 4-14 | 0-0 | 5-14 | 33:08 |
| S. Carolina | 30 | 13 | 35-118-3 | 12-25-0-168-0 | 60-286-3 | 6-49.0 | 2-2 | 6-62 | 1-100 | 1-4 | 1-59 | 8-16 | 26:52 |
| Missouri | 23 | 20 | 43-143-2 | 17-26-0-224-0 | 69-367-2 | 4-39.0 | 0-0 | 6-45 | 1-16 | 1-(-3) | 1-0 | 8-16 | 36:35 |
| S. Carolina | 10 | 14 | 23-32-1 | 20-30-1-171-0 | 53-203-1 | 6-43.5 | 2-1 | 5-45 | 3-60 | 0-0 | 0-0 | 5-13 | 23:25 |
| S. Carolina | 38 | 17 | 35-208-1 | 20-28-0-284-4 | 63-492-5 | 5-53.6 | 1-1 | 12-116 | 2-37 | 0-0 | 2-5 | 4-12 | 29:13 |
| Vanderbilt | 27 | 24 | 41-226-1 | 18-33-2-228-3 | 74-454-4 | 2-51.5 | 3-2 | 5-37 | 2-52 | 1-(-1) | 0-0 | 3-10 | 30:47 |
| S. Carolina | 6 | 11 | 23-44-0 | 19-27-0-193-1 | 50-237-1 | 6-45.0 | 3-3 | 11-82 | 2-30 | 1-37 | 0-0 | 3-11 | 23:40 |
| Florida | 38 | 26 | 54-374-3 | 13-25-0-141-2 | 79-515-5 | 2-58.0 | 4-1 | 7-50 | 0-0 | 3-0 | 0-0 | 9-15 | 36:20 |
| Tennessee | 38 | 31 | 28-152-1 | 29-50-0-355-4 | 78-507-5 | 3-35.7 | 1-1 | 7-60 | 3-53 | 1-9 | 0-0 | 5-12 | 21:02 |
| S. Carolina | 63 | 35 | 38-153-3 | 31-38-0-453-6 | 76-606-9 | 1-55.0 | 0-0 | 9-75 | 2-45 | 0-0 | 0-0 | 8-11 | 38:58 |
| S. Carolina | 31 | 14 | 31-55-2 | 25-39-2-360-2 | 70-415-4 | 7-53.7 | 0-0 | 5-55 | 2-42 | 2-33 | 1-0 | 3-13 | 32:57 |
| Clemson | 30 | 17 | 37-237-2 | 8-29-1-99-1 | 66-336-3 | 9-45.6 | 2-2 | 3-23 | 1-27 | 3-37 | 2-35 | 7-16 | 27:03 |

2022 South Carolina Game-by-Game Starters

Offense

| POS. | GSU | ARK | UGA | CHAR | SCSU | KENT | TAMU | MIZZOU | VANDY | FLORIDA | TENN | CLEMSON |
|------|---------|-----------|------------|------------|------------|-----------|-----------|-----------|------------|---------|-----------|-----------|
| WR | Brooks | Brooks | Brooks | Brooks | Brooks | Brooks | Brooks | Brooks | Brooks | Brooks | Brooks | Brooks |
| WR | Legette | Legette | Legette | A. Brown | Legette | Wells Jr. | Wells Jr. | Wells Jr. | Legette | Legette | Wells Jr. | Weils Jr. |
| TE | Bell | Bell (WR) | Adkins | Adkins | Adkins | Adkins | Bell | Adkins | Adkins | Adkins | A. Brown | Adkins |
| TE | Stogner | Stogner | Stogner | Stogner | Stogner | Campbell | Stogner | Stogner | Stogner | Stogner | Bell | Stogner |
| LT | Nichols | Nichols | Wonnum | Moore | Moore | Moore | Moore | Moore | Nichols | Nichols | Nichols | Nichols |
| LG | Lee | Lee | Lee | Lee | Lee | Lee | Lee | Jones | Jones | Jones | Moore | Moore |
| C | Douglas | Douglas | Douglas | Douglas | Douglas | Douglas | Douglas | Douglas | Douglas | Douglas | Douglas | Douglas |
| RG | Gwyn | Gwyn | Gwyn | Gwyn | Gwyn | Gwyn | Gwyn | Gwyn | Gwyn | Gwyn | Gwyn | Gwyn |
| RT | Wonnum | Wonnum | Wannamaker | Wannamaker | Wannamaker | Wonnum | Wonnum | Wonnum | Wonnum | Wonnum | Wonnum | Wonnum |
| QB | Rattler | Rattler | Rattler | Rattler | Rattler | Rattler | Rattler | Rattler | Rattler | Rattler | Rattler | Rattler |
| RB | Lloyd | Lloyd | Lloyd | Lloyd | Lloyd | Lloyd | Lloyd | Lloyd | Beal-Smith | Bell | McDowell | Bell |

Defense

| POS. | GSU | ARK | UGA | CHAR | SCSU | KENT | TAMU | MIZZOU | VANDY | FLORIDA | TENN | CLEMSON |
|------|----------|-----------|-----------|-----------|-----------|-----------|-----------|-----------|-----------|-----------|-----------|-----------|
| EDGE | Burch | Burch | Burch | Burch | Burch | Burch | Burch | Burch | Burch | Burch | Burch | Burch |
| DT | Pickens | Pickens | Pickens | Pickens | Pickens | Pickens | Pickens | Pickens | Pickens | Pickens | Pickens | Pickens |
| DT | Huntley | Huntley | Webb | Webb | Hemingway | Hemingway | Hemingway | Hemingway | Hemingway | Hemingway | Hemingway | Hemingway |
| EDG | Strachan | Strachan | Edmond | Edmond | Edmond | Edmond | Edmond | Edmond | Edmond | Edmond | Edmond | Edmond |
| LB | Johnson | Johnson | Johnson | Johnson | Johnson | Johnson | Johnson | Williams | Johnson | Williams | Johnson | Johnson |
| LB | Kaba | Kaba | Greene | Greene | Greene | Greene | Greene | Greene | Greene | Greene | Greene | Greene |
| NIK | C. Smith | Dial | DQ Smith | DQ Smith | DQ Smith | DQ Smith | DQ Smith | DQ Smith | DQ Smith | DQ Smith | C. Smith | C. Smith |
| CB | Dial | C. Smith | Dial | Fortune | C. Smith | C. Smith | C. Smith | C. Smith | C. Smith | Dial | Dial | Dial |
| S | Roderick | Emmanwori | Emmanwori | Emmanwori | Emmanwori | Emmanwori | Emmanwori | Emmanwori | Emmanwori | Emmanwori | Emmanwori | Emmanwori |
| S | Reed | Reed | Reed | Reed | Reed | Spaulding | Spaulding | Reed | Gibson | Reed | DQ Smith | DQ Smith |
| CB | Rush | Rush | Rush | Dial | Dial | Dial | Rush | Rush | Rush | Rush | Rush | Rush |

2022 South Carolina Game-by-Game Captains

| GSU | ARK | UGA | CHAR | SCSU | KENT | TAMU | MIZZOU | VANDY | FLORIDA | TENN | CLEMSON |
|----------|------------|---------|-----------|---------|---------|-----------|---------|---------|---------|---------|------------|
| Gwyn | Brooks | Gwyn | A. Brown | Douglas | Gwyn | Greene | Adkins | Gwyn | Burch | Brooks | Gwyn |
| Joyner | B. Johnson | Pickens | Douglas | Greene | Lloyd | Gwyn | Kroeger | Pickens | Gwyn | Gwyn | B. Johnson |
| Pickens | Kaba | Rattler | Hemingway | Gwyn | Pickens | Hemingway | Legette | Rush | Joyner | Pickens | Joyner |
| Strachan | Rattler | Webb | Reed | Legette | Rattler | Rattler | Pickens | Vann | Pickens | Rush | Pickens |



Individual Rushing (Att-Yds/TD)

| PLAYER | TOTAL | GSU | ARK | UGA | CHAR | SCSU | KENT | TAMU | MIZZ | VANDY | FLA | TENN | CLEM |
|----------------------|-----------|---------|---------|--------|----------|---------|----------|---------|--------|---------|---------|---------|---------|
| MarShawn Lloyd | 111-573/9 | 11-30/1 | 7-23/1 | 9-22/0 | 15-169/3 | 11-80/1 | 22-110/1 | 18-92/2 | 7-30/0 | DNP | DNP | DNP | 11-17/0 |
| Jaheim Bell | 73-262/3 | 7-39/0 | 4-5/1 | - | - | 2-4/1 | 4-12/0 | 2-4/0 | - | 16-56/0 | 12-30/0 | 17-82/0 | 9-29/1 |
| Juju McDowell | 56-191/2 | 7-14/0 | 6-35/1 | 8-33/0 | 9-23/1 | 4-13/0 | 5-17/0 | 2-0/0 | 5-1/0 | 5-48/0 | 2-11/0 | 3-4/0 | - |
| Christian Beal-Smith | 36-148/5 | DNP | - | 5-6/0 | 9-55/2 | 6-15/1 | DNP | 8-12/1 | 3-3/0 | 3-55/1 | DNP | DNP | 2-2/0 |
| Luke Doty | 5-63/1 | - | DNP | 2-18/0 | 2-32/0 | 1-13/1 | DNP | DNP | DNP | DNP | DNP | DNP | DNP |
| Jalen Brooks | 4-51/1 | - | - | - | - | - | 1-24/1 | 1-16/0 | - | 1-4/0 | - | - | 1-15/0 |
| Ahmarean Brown | 4-48/0 | - | - | - | - | - | 1-9/0 | - | - | - | - | 3-39/0 | - |
| Dakereon Joyner | 11-48/2 | - | - | 1-3/0 | - | - | - | - | - | 1-8/0 | 2-17/0 | 6-21/2 | 1-1/0 |
| Dante Miller | 6-38/0 | 2-3/0 | - | 1-4/0 | 1-2/0 | 2-29/0 | - | DNP | DNP | DNP | DNP | DNP | DNP |
| Xavier Legette | 5-25/0 | - | - | - | - | - | - | - | - | 2-28/0 | 1-1/0 | 2-2/0 | - |
| Spencer Rattler | 66-19/3 | 4-12/0 | 12-23/0 | 2-8/0 | 3-5/0 | 5-31/1 | 8-7/0 | 4-6/0 | 8-2/1 | 3-13/0 | 6-13/0 | 5-16/0 | 6-5/1 |
| Antwane Wells Jr. | 2-12/1 | - | - | - | - | - | - | - | - | 1-9/0 | - | 1-3/1 | - |
| Rashad Amos | 1-9/0 | - | - | - | 1-9/0 | - | - | - | DNP | DNP | - | DNP | - |
| Hunter Rogers | 1-5/0 | 1-5/0 | - | - | - | - | - | - | - | - | - | - | - |
| Nate Adkins | 1-1/0 | - | - | 1-1/0 | - | - | - | - | - | - | - | - | - |
| TEAM | 7-12/0 | - | - | 1-3/0 | - | - | 1-0/0 | - | - | 3-5/0 | - | 1-2/0 | 1-2/0 |

Individual Passing (Cmp-Att-Int-Yds-TD)

| | RATTLER | KROEGER | DOTY | JOYNER |
|---------------|---------------|------------|------------|------------|
| GEORGIA STATE | 22-37-2-227-1 | 0-0-0-0-0 | 0-0-0-0-0 | 0-0-0-0-0 |
| ARKANSAS | 24-39-1-377-1 | 0-0-0-0-0 | DNP | 0-0-0-0-0 |
| GEORGIA | 13-25-2-118-0 | 1-1-0-20-0 | 5-8-1-76-1 | 0-0-0-0-0 |
| CHARLOTTE | 17-23-0-187-0 | 0-0-0-0-0 | 2-3-1-63-1 | 0-0-0-0-0 |
| SC STATE | 21-27-2-212-2 | 0-0-0-0-0 | 3-3-0-7-0 | 0-0-0-0-0 |
| KENTUCKY | 14-19-1-177-1 | 0-0-0-0-0 | DNP | 0-0-0-0-0 |
| TEXAS A&M | 12-25-0-168-0 | 0-0-0-0-0 | DNP | 0-0-0-0-0 |
| MISSOURI | 20-30-1-171-0 | 0-0-0-0-0 | DNP | 0-0-0-0-0 |
| VANDERBILT | 18-26-0-200-3 | 1-1-0-16-0 | DNP | 1-1-0-68-1 |
| FLORIDA | 18-26-0-145-0 | 1-1-0-48-1 | DNP | 0-0-0-0-0 |
| TENNESSEE | 30-37-0-438-6 | 0-0-0-0-0 | DNP | 1-1-0-15-0 |
| CLEMSON | 25-39-2-360-2 | 0-0-0-0-0 | DNP | 0-0-0-0-0 |

Individual Receiving (Rec-Yds/TD)

| PLAYER | TOTAL | GSU | ARK | UGA | CHAR | SCSU | KENT | TAMU | MIZZ | VANDY | FLA | TENN | CLEM |
|----------------------|----------|--------|---------|--------|--------|--------|--------|--------|--------|---------|--------|----------|---------|
| Antwane Wells Jr. | 63-898/6 | 7-55/0 | 8-189/1 | - | 2-27/0 | 7-38/0 | 3-66/1 | 3-37/0 | 7-52/0 | 4-110/2 | 2-16/0 | 11-177/0 | 9-131/2 |
| Jalen Brooks | 33-504/1 | 4-88/0 | 2-29/0 | 5-53/0 | 3-67/0 | 3-61/0 | 3-37/0 | - | 1-5/0 | 4-45/0 | 3-30/0 | 2-56/1 | 3-33/0 |
| Josh Vann | 18-296/3 | 1-9/0 | - | 1-1/0 | - | 1-5/0 | 2-16/0 | 2-41/0 | 1-20/0 | 3-32/1 | 3-40/0 | 2-78/2 | 2-56/0 |
| Jaheim Bell | 25-231/2 | 4-18/0 | - | 1-46/0 | 2-9/0 | 2-48/0 | 2-16/0 | 2-20/0 | - | 3-27/0 | 2-6/0 | 5-39/2 | 2-2/0 |
| Austin Stogner | 20-210/1 | 1-7/0 | 5-43/0 | 1-12/0 | 2-17/0 | 1-15/1 | - | 3-46/0 | 4-63/0 | 1-1/0 | - | 1-3/0 | 1-5/0 |
| Juju McDowell | 21-192/1 | 3-18/0 | 2-26/0 | 2-32/0 | 4-13/0 | 2-8/0 | 1-4/0 | - | 2-5/0 | - | 2-3/0 | 2-18/1 | 1-65/0 |
| MarShawn Lloyd | 18-176/2 | 2-31/1 | 6-72/0 | 2-4/0 | - | 3-11/1 | 2-31/0 | 2-24/0 | - | DNP | DNP | DNP | 1-3/0 |
| Ahmarean Brown | 19-166/0 | 1-1/0 | 1-18/0 | 2-27/0 | 3-55/0 | 1-11/0 | 1-7/0 | - | 3-3/0 | 1-16/0 | 3-19/0 | 1-6/0 | 2-3/0 |
| Nate Adkins | 8-90/0 | - | - | - | - | 1-2/0 | - | - | - | 1-6/0 | - | 2-20/0 | 4-62/0 |
| Xavier Legette | 11-89/1 | - | - | 2-9/0 | 1-4/0 | 1-7/0 | - | - | 2-23/0 | 2-33/1 | 2-6/0 | 1-7/0 | - |
| Dakereon Joyner | 5-85/1 | - | - | 1-1/0 | - | - | - | - | - | - | 2-73/1 | 2-13/0 | - |
| Traevon Kenion | 3-54/1 | - | - | 2-33/1 | - | - | - | - | - | - | - | 1-21/0 | - |
| Corey Rucker | 1-52/1 | DNP | DNP | DNP | 1-52/1 | - | DNP | DNP | DNP | DNP | DNP | DNP | DNP |
| Christian Beal-Smith | 3-19/0 | DNP | - | - | 1-6/0 | 2-13/0 | DNP | - | - | - | DNP | DNP | - |
| Tonka Hemingway | 1-16/0 | - | - | - | - | - | - | - | - | 1-16/0 | - | - | - |
| Spencer Rattler | 1-15/0 | - | - | - | - | - | - | - | - | - | - | 1-15/0 | - |

Game-by-Game Leaders

| Opponent | Rushing | Passing | Receiving (No.) | Receiving (Yds.) | Tackles |
|---------------|-----------------|-----------------------|-----------------------------|------------------|---------------------------|
| GEORGIA STATE | Bell 7-40-0 | Rattler 23-27-2-227-1 | Wells 7-55-0 | Brooks 4-88-0 | Five with |
| ARKANSAS | McDowell 6-35-1 | Rattler 24-39-1-377-1 | Wells 8-189-1 | Wells 8-189-1 | Pickens 4-8-12 |
| GEORGIA | McDowell 8-33-0 | Rattler 13-25-2-118-0 | Brooks 5-53-0 | Brooks 5-53-0 | Emmanwori 14-0-14 |
| CHARLOTTE | Lloyd 15-169-3 | Rattler 17-23-0-187-0 | McDowell 4-13-0 | Brooks 3-67-0 | Williams 6-0-6/Reed 5-1-6 |
| SC STATE | Lloyd 11-80-1 | Rattler 21-27-2-212-2 | Wells 7-38-0 | Brooks 3-61-0 | Roderick 4-1-5 |
| KENTUCKY | Lloyd 22-110-1 | Rattler 14-19-1-177-1 | Wells 3-66-1/Brooks 3-37-0 | Wells 3-66-1 | Greene 6-6-12 |
| TEXAS A&M | Lloyd 18-92-2 | Rattler 12-25-0-168-0 | Stogner 3-46-0/Wells 3-37-0 | Stogner 3-46-0 | Rush 6-2-8 |
| MISSOURI | Lloyd 7-30-0 | Rattler 20-30-1-171-0 | Wells 7-52-0 | Stogner 4-63-0 | Williams 4-5-9 |
| VANDERBILT | Bell 16-56-0 | Rattler 16-23-0-186-3 | Wells 4-110-2/Brooks 4-45-0 | Wells 4-110-2 | Emmanwori 6-3-9 |
| FLORIDA | Bell 12-30-0 | Rattler 18-26-0-145-0 | Three with 3 | Joyner 2-73-1 | Greene 4-6-10 |
| TENNESSEE | Bell 17-82-0 | Rattler 30-37-0-438-6 | Wells 11-177-0 | Wells 11-177-0 | DQ Smith 7-2-9/Dial 6-3-9 |
| CLEMSON | Bell 9-29-1 | Rattler 25-29-2-260-2 | Wells 9-131-2 | Wells 9-131-2 | Emmanwori 5-1-6 |



South Carolina

| | | | | | |
|-------------------------------------|------------|--------------|--------------|------------|---------------|
| Georgia State | Qtr | Plays | Yards | TOP | Result |
| Lloyd 1-yard run | 2 | 9 | 69 | 4:27 | TD |
| Jeter 53-yard field goal | 2 | 6 | 13 | 1:52 | FG |
| Jeter 51-yard field goal | 2 | 8 | 42 | 1:48 | FG |
| Lloyd 16-yard pass from Rattler | 3 | 9 | 75 | 4:23 | TD |
| Arkansas | Qtr | Plays | Yards | TOP | Result |
| Jeter 28-yard field goal | 1 | 6 | 65 | 3:10 | FG |
| Lloyd 7-yard run | 2 | 11 | 70 | 5:12 | TD |
| Wells Jr. 62-yard pass from Rattler | 3 | 8 | 88 | 2:55 | TD |
| McDowell 1-yard run | 4 | 3 | 76 | 1:14 | TD |
| Bell 1-yard run | 4 | 10 | 75 | 2:39 | TD |
| Georgia | Qtr | Plays | Yards | TOP | Result |
| Kenion 13-yard pass from Doty | 4 | 6 | 45 | 2:11 | TD |
| Charlotte | Qtr | Plays | Yards | TOP | Result |
| Jeter 25-yard field goal | 1 | 9 | 54 | 5:01 | FG |
| Lloyd 25-yard run | 2 | 7 | 75 | 2:56 | TD |
| Beal-Smith 1-yard run | 2 | 9 | 60 | 2:58 | TD |
| Jeter 27-yard field goal | 2 | 9 | 85 | 1:27 | FG |
| Lloyd 14-yard run | 3 | 5 | 70 | 2:07 | TD |
| Lloyd 7-yard run | 3 | 2 | 7 | 0:11 | TD |
| Beal-Smith 1-yard run | 3 | 5 | 33 | 2:04 | TD |
| McDowell 4-yard run | 4 | 8 | 54 | 4:39 | TD |
| Rucker 52-yard pass from Doty | 4 | 3 | 53 | 1:16 | TD |
| South Carolina State | Qtr | Plays | Yards | TOP | Result |
| Lloyd 5-yard pass from Rattler | 1 | 6 | 53 | 3:03 | TD |
| Bell 1-yard run | 2 | 9 | 95 | 4:42 | TD |
| Rattler 6-yard run | 2 | 6 | 63 | 2:25 | TD |
| Stogner 15-yard pass from Rattler | 3 | 5 | 58 | 2:26 | TD |
| Beal-Smith 1-yard run | 3 | 9 | 73 | 3:50 | TD |
| Lloyd 2-yard run | 4 | 1 | 2 | 0:05 | TD |
| Doty 13-yard run | 4 | 3 | 32 | 0:53 | TD |
| Kentucky | Qtr | Plays | Yards | TOP | Result |
| Lloyd 2-yard run | 1 | 1 | 2 | 0:04 | TD |
| Wells Jr. 42-yard pass from Rattler | 3 | 6 | 75 | 2:13 | TD |
| Jeter 32-yard field goal | 3 | 14 | 70 | 7:01 | FG |
| Brooks 24-yard run | 4 | 3 | 72 | 1:24 | TD |
| Texas A&M | Qtr | Plays | Yards | TOP | Result |
| Jeter 23-yard field goal | 1 | 4 | 0 | 0:50 | FG |
| Beal-Smith 5-yard run | 1 | 4 | 36 | 1:44 | TD |
| Lloyd 18-yard run | 3 | 6 | 51 | 2:47 | TD |
| Lloyd 4-yard run | 4 | 8 | 80 | 5:13 | TD |
| Missouri | Qtr | Plays | Yards | TOP | Result |
| Rattler 7-yard run | 2 | 12 | 82 | 4:02 | TD |
| Jeter 39-yard field goal | 3 | 12 | 59 | 4:03 | FG |
| Vanderbilt | Qtr | Plays | Yards | TOP | Result |
| Legette 29-yard pass from Rattler | 1 | 5 | 70 | 2:15 | TD |
| Wells Jr. 68-yard pass from Joyner | 1 | 2 | 70 | 0:49 | TD |
| Jeter 31-yard field goal | 1 | 4 | 4 | 1:12 | FG |
| Beal-Smith 52-yard run | 2 | 4 | 80 | 1:49 | TD |
| Vann 19-yard pass from Rattler | 2 | 9 | 72 | 2:12 | TD |
| Wells Jr. 17-yard pass from Rattler | 3 | 12 | 65 | 5:59 | TD |
| Florida | Qtr | Plays | Yards | TOP | Result |
| Joyner 48-yard pass from Kroeger | 2 | 9 | 75 | 4:32 | TD |
| Tennessee | Qtr | Plays | Yards | TOP | Result |
| Bell 19-yard pass from Rattler | 1 | 9 | 75 | 4:26 | TD |
| Vann 60-yard pass from Rattler | 1 | 5 | 65 | 2:59 | TD |
| McDowell 11-yard pass from Rattler | 1 | 7 | 64 | 3:18 | TD |
| Joyner 1-yard run | 2 | 7 | 74 | 3:18 | TD |
| Vann 18-yard pass from Rattler | 2 | 9 | 75 | 2:54 | TD |
| Wells Jr. 3-yard run | 3 | 9 | 65 | 4:50 | TD |
| Bell 2-yard pass from Rattler | 4 | 11 | 75 | 6:12 | TD |
| Joyner 3-yard run | 4 | 4 | 17 | 2:02 | TD |
| Brooks 20-yard pass from Rattler | 4 | 9 | 82 | 5:13 | TD |
| Clemson | Qtr | Plays | Yards | TOP | Result |
| Wells Jr. 4-yard pass from Rattler | 2 | 8 | 51 | 3:08 | TD |
| Rattler 4-yard run | 2 | 4 | 37 | 1:31 | TD |
| Bell 2-yard run | 3 | 4 | 26 | 1:52 | TD |
| Wells Jr. 72-yard pass from Rattler | 3 | 2 | 75 | 0:50 | TD |
| Jeter 35-yard field goal | 4 | 10 | 54 | 6:21 | FG |

Opponents

| | | | | | |
|---------------------------------------|------------|--------------|--------------|------------|---------------|
| Georgia State | Qtr | Plays | Yards | TOP | Result |
| Lewis 17-yard pass from Grainger | 2 | 6 | 75 | 1:52 | TD |
| Grainger 4-yard run | 3 | 7 | 32 | 2:31 | TD |
| Arkansas | Qtr | Plays | Yards | TOP | Result |
| Sanders 1-yard run | 1 | 13 | 63 | 5:38 | TD |
| Sanders 11-yard run | 2 | 12 | 75 | 4:04 | TD |
| Dubinion 1-yard run | 2 | 12 | 61 | 4:53 | TD |
| Jefferson 2-yard run | 4 | 14 | 59 | 5:17 | TD |
| Thompson 23-yard pass from Jefferson | 4 | 5 | 41 | 1:57 | TD |
| Green 1-yard run | 4 | 2 | 9 | 0:18 | TD |
| Georgia | Qtr | Plays | Yards | TOP | Result |
| Bowers 5-yard run | 1 | 10 | 82 | 4:33 | TD |
| Milton 1-yard run | 1 | 5 | 43 | 2:04 | TD |
| Bowers 6-yard pass from Bennett | 2 | 9 | 67 | 3:27 | TD |
| Podlesny 42-yard field goal | 2 | 9 | 60 | 3:38 | FG |
| Bowers 78-yard pass from Bennett | 3 | 3 | 90 | 1:31 | TD |
| Bennett 11-yard run | 3 | 8 | 88 | 3:49 | TD |
| Delp 28-yard pass from Beck | 3 | 2 | 54 | 0:59 | TD |
| Zirkel 21-yard field goal | 4 | 13 | 88 | 6:37 | FG |
| Charlotte | Qtr | Plays | Yards | TOP | Result |
| Clemons 2-yard pass from Reynolds | 1 | 13 | 90 | 7:00 | TD |
| Tucker 14-yard pass from Reynolds | 2 | 12 | 81 | 5:02 | TD |
| Spencer 35-yard pass from Foster | 4 | 4 | 62 | 1:19 | TD |
| South Carolina State | Qtr | Plays | Yards | TOP | Result |
| Nick 1-yard run | 3 | 8 | 75 | 4:09 | TD |
| Zimmerman 21-yard field goal | 4 | 8 | 71 | 3:43 | FG |
| Kentucky | Qtr | Plays | Yards | TOP | Result |
| Dingle 16-yard pass from Sheron | 2 | 7 | 56 | 3:23 | TD |
| McClain 10-yard pass from Sheron | 4 | 16 | 75 | 4:13 | TD |
| Texas A&M | Qtr | Plays | Yards | TOP | Result |
| Bond 51-yard field goal | 1 | 8 | 41 | 3:23 | FG |
| Bond 26-yard field goal | 2 | 6 | 20 | 1:25 | FG |
| Wright 9-yard pass from King | 2 | 13 | 94 | 8:04 | TD |
| Achane 15-yard run | 3 | 3 | 24 | 1:21 | TD |
| Bond 28-yard field goal | 4 | 7 | 83 | 0:51 | FG |
| Missouri | Qtr | Plays | Yards | TOP | Result |
| Cook 3-yard run | 1 | 15 | 96 | 6:58 | TD |
| Schrader 1-yard run | 2 | 10 | 84 | 5:20 | TD |
| Mevis 17-yard field goal | 2 | 10 | 75 | 4:40 | FG |
| Mevis 50-yard field goal | 3 | 6 | 42 | 2:25 | FG |
| Mevis 32-yard field goal | 4 | 5 | 34 | 2:00 | FG |
| Vanderbilt | Qtr | Plays | Yards | TOP | Result |
| Skinner Jr. 66-yard pass from Swann | 1 | 4 | 75 | 1:53 | TD |
| Skinner Jr. 9-yard pass from Swann | 2 | 8 | 75 | 4:13 | TD |
| Smith 1-yard run | 3 | 11 | 81 | 5:51 | TD |
| Davis 5-yard pass from Wright | 4 | 11 | 87 | 4:18 | TD |
| Florida | Qtr | Plays | Yards | TOP | Result |
| Richardson 3-yard run | 1 | 14 | 75 | 5:43 | TD |
| Pearsall 15-yard pass from Richardson | 1 | 7 | 64 | 2:40 | TD |
| Etienne 85-yard run | 1 | 2 | 85 | 0:21 | TD |
| Mihalik 28-yard field goal | 2 | 11 | 82 | 6:19 | FG |
| Odum 4-yard pass from Richardson | 3 | 3 | 12 | 1:15 | TD |
| Johnson Jr. 8-yard run | 4 | 8 | 48 | 4:08 | TD |
| Tennessee | Qtr | Plays | Yards | TOP | Result |
| Small 31-yard run | 1 | 4 | 75 | 1:04 | TD |
| Tillman 3-yard pass from Hooker | 2 | 14 | 75 | 3:51 | TD |
| McGrath 27-yard field goal | 2 | 12 | 65 | 4:08 | FG |
| McCoy 7-yard pass from Hooker | 2 | 11 | 75 | 1:52 | TD |
| Fant 41-yard pass from Hooker | 3 | 6 | 74 | 1:01 | TD |
| Tillman 21-yard pass from Milton III | 4 | 4 | 75 | 0:46 | TD |
| Clemson | Qtr | Plays | Yards | TOP | Result |
| Uiagalelei 9-yard run | 1 | 8 | 90 | 4:08 | TD |
| Williams 11-yard pass from Uiagalelei | 2 | 5 | 75 | 2:10 | TD |
| Shipley 11-yard run | 34 | 6 | 47 | 2:35 | TD |



Running Plays (12+ Yards)

| No. | Yds | Rusher | Opponent | Qtr | Play Result | Drive Result |
|-----|-----|------------|-------------|-----|-------------|--------------|
| 1. | 13 | Lloyd | Georgia St. | 1 | First Down | TD |
| 2. | 13 | Bell | Georgia St. | 3 | First Down | TD |
| 3. | 14 | McDowell | Arkansas | 2 | First Down | TD |
| 4. | 13 | Lloyd | Georgia | 1 | First Down | Downs |
| 5. | 34 | Lloyd | Charlotte | 1 | First Down | FG |
| 6. | 22 | Lloyd | Charlotte | 1 | First Down | TD |
| 7. | 25 | Lloyd | Charlotte | 2 | TD | TD |
| 8. | 16 | Beal-Smith | Charlotte | 2 | First Down | TD |
| 9. | 20 | Lloyd | Charlotte | 3 | First Down | TD |
| 10. | 14 | Lloyd | Charlotte | 3 | TD | TD |
| 11. | 27 | Beal-Smith | Charlotte | 3 | First Down | TD |
| 12. | 17 | Doty | Charlotte | 4 | First Down | Fumble |
| 13. | 15 | Doty | Charlotte | 4 | First Down | Fumble |
| 14. | 15 | Lloyd | S.C. State | 1 | First Down | Punt |
| 15. | 31 | Lloyd | S.C. State | 1 | First Down | TD |
| 16. | 20 | Lloyd | S.C. State | 3 | First Down | TD |
| 17. | 12 | Lloyd | S.C. State | 4 | First Down | Downs |
| 18. | 23 | Miller | S.C. State | 4 | First Down | TD |
| 19. | 13 | Doty | S.C. State | 4 | TD | TD |
| 20. | 18 | Lloyd | Kentucky | 3 | First Down | TD |
| 21. | 45 | Lloyd | Kentucky | 4 | First Down | TD |
| 22. | 24 | Brooks | Kentucky | 4 | TD | TD |
| 23. | 18 | Lloyd | Texas A&M | 3 | TD | TD |
| 24. | 24 | Lloyd | Texas A&M | 4 | First Down | TD |
| 25. | 16 | Brooks | Texas A&M | 4 | First Down | TD |
| 26. | 12 | Lloyd | Texas A&M | 4 | First Down | Downs |
| 27. | 12 | Lloyd | Missouri | 2 | Second Down | TD |
| 29. | 52 | Beal-Smith | Vanderbilt | 2 | TD | TD |
| 30. | 27 | McDowell | Vanderbilt | 2 | First Down | TD |
| 31. | 13 | McDowell | Vanderbilt | 3 | First Down | TD |
| 32. | 18 | Bell | Florida | 1 | First Down | Punt |
| 33. | 13 | Joyner | Florida | 3 | First Down | Punt |
| 34. | 13 | Joyner | Tennessee | 1 | First Down | TD |
| 35. | 34 | Brown | Tennessee | 2 | First Down | TD |
| 36. | 14 | Bell | Tennessee | 3 | First Down | TD |
| 37. | 15 | Brooks | Clemson | 1 | First Down | TD |

Kick Returns (30+ yards)

| No. | Yds | Returner | Opponent | Qtr | Drive Result |
|-----|-----|----------|-----------|-----|--------------|
| 1. | 31 | Legette | Arkansas | 4 | INT |
| 2. | 32 | Legette | Charlotte | 2 | TD |
| 3. | 100 | Legette | Texas A&M | 1 | TD |

Punt Returns (20+ yards)

| No. | Yds | Returner | Opponent | Qtr | Drive Result |
|-----|-----|----------|---------------|-----|--------------|
| 1. | 26 | DQ Smith | Georgia State | 4 | TD |
| 2. | 21 | Vann | Georgia | 4 | TD |
| 3. | 30 | Vann | S.C. State | 4 | TD |
| 4. | 37 | Vann | Florida | 4 | Downs |
| 5. | 37 | A. Brown | Clemson | 3 | TD |

Special Teams/Defensive Scores

| No. | Yds | Player | Opponent | Qtr | Play |
|-----|-----|----------|---------------|-----|-------------------|
| 1. | 26 | DQ Smith | Georgia State | 3 | Punt Block Return |
| 2. | 10 | A. Brown | Georgia State | 4 | Punt Block Return |
| 3. | 100 | Legette | Texas A&M | 1 | Kick Return |

Passing Plays (18+ Yards)

| No. | Yds | Connection | Opponent | Qtr | Play Result | Drive Result |
|-----|-----|------------------|-------------|-----|-------------|--------------|
| 1. | 39 | Rattler-Brooks | Georgia St. | 1 | First Down | TD |
| 2. | 23 | Rattler-Brooks | Georgia St. | 3 | First Down | TD |
| 3. | 18 | Rattler-Brooks | Arkansas | 1 | First Down | Punt |
| 4. | 43 | Rattler-Lloyd | Arkansas | 1 | First Down | Field Goal |
| 5. | 18 | Rattler-Brown | Arkansas | 2 | First Down | Downs |
| 6. | 62 | Rattler-Wells | Arkansas | 3 | TD | TD |
| 7. | 30 | Rattler-Wells | Arkansas | 4 | First Down | INT |
| 8. | 64 | Rattler-Wells | Arkansas | 4 | First Down | TD |
| 9. | 21 | Rattler-McDowell | Arkansas | 4 | First Down | TD |
| 10. | 46 | Rattler-Bell | Georgia | 1 | First Down | INT |
| 11. | 26 | Doty-Brown | Georgia | 4 | First Down | INT |
| 12. | 19 | Doty-McDowell | Georgia | 4 | First Down | INT |
| 13. | 19 | Doty-Brooks | Georgia | 4 | First Down | TD |
| 14. | 26 | Rattler-A. Brown | Charlotte | 2 | First Down | FG |
| 15. | 40 | Rattler-Brooks | Charlotte | 2 | First Down | FG |
| 16. | 52 | Doty-Rucker | Charlotte | 4 | TD | TD |
| 17. | 54 | Rattler-Brooks | S.C. State | 2 | First Down | TD |
| 18. | 23 | Rattler-Wells | S.C. State | 3 | First Down | TD |
| 19. | 35 | Rattler-Bell | S.C. State | 3 | First Down | TD |
| 20. | 28 | Rattler-Lloyd | Kentucky | 2 | First Down | Punt |
| 21. | 42 | Rattler-Wells | Kentucky | 3 | TD | TD |
| 22. | 30 | Rattler-Brooks | Kentucky | 3 | First Down | FG |
| 23. | 22 | Rattler-Wells | Kentucky | 4 | First Down | Punt |
| 24. | 18 | Rattler-Stogner | Texas A&M | 1 | First Down | Punt |
| 25. | 20 | Rattler-Vann | Texas A&M | 2 | First Down | Punt |
| 26. | 26 | Rattler-Wells | Texas A&M | 2 | First Down | Punt |
| 27. | 20 | Rattler-Lloyd | Texas A&M | 3 | First Down | Punt |
| 28. | 20 | Rattler-Stogner | Texas A&M | 3 | First Down | TD |
| 29. | 21 | Rattler-Vann | Texas A&M | 4 | First Down | TD |
| 30. | 25 | Rattler-Stogner | Missouri | 2 | First Down | TD |
| 31. | 20 | Rattler-Vann | Missouri | 3 | First Down | FG |
| 32. | 20 | Rattler-Stogner | Missouri | 4 | First Down | Punt |
| 33. | 29 | Rattler-Legette | Vanderbilt | 1 | TD | TD |
| 34. | 68 | Joyner-Wells | Vanderbilt | 1 | TD | TD |
| 35. | 20 | Rattler-Wells | Vanderbilt | 2 | First Down | TD |
| 36. | 19 | Rattler-Vann | Vanderbilt | 2 | TD | TD |
| 37. | 18 | Rattler-Bell | Vanderbilt | 3 | First Down | TD |
| 38. | 18 | Rattler-Vann | Florida | 1 | First Down | Punt |
| 39. | 48 | Kroeger-Joyner | Florida | 2 | TD | TD |
| 40. | 25 | Rattler-Joyner | Florida | 4 | First Down | End of Game |
| 41. | 21 | Rattler-Kenion | Tennessee | 1 | First Down | TD |
| 42. | 19 | Rattler-Bell | Tennessee | 1 | TD | TD |
| 43. | 24 | Rattler-Wells | Tennessee | 1 | First Down | TD |
| 44. | 60 | Rattler-Vann | Tennessee | 1 | TD | TD |
| 45. | 36 | Rattler-Brooks | Tennessee | 1 | First Down | TD |
| 46. | 27 | Rattler-Wells | Tennessee | 2 | First Down | TD |
| 47. | 18 | Rattler-Vann | Tennessee | 2 | TD | TD |
| 48. | 28 | Rattler-Wells | Tennessee | 3 | First Down | TD |
| 49. | 25 | Rattler-Wells | Tennessee | 3 | First Down | TD |
| 50. | 36 | Rattler-Wells | Tennessee | 4 | First Down | TD |
| 51. | 20 | Rattler-Brooks | Tennessee | 4 | TD | TD |
| 52. | 22 | Rattler-Vann | Clemson | 1 | First Down | Punt |
| 53. | 34 | Rattler-Vann | Clemson | 1 | First Down | Punt |
| 54. | 32 | Rattler-Adkins | Clemson | 1 | First Down | TD |
| 55. | 23 | Rattler-Brooks | Clemson | 2 | First Down | TD |
| 56. | 65 | Rattler-McDowell | Clemson | 2 | First Down | INT |
| 57. | 18 | Rattler-Adkins | Clemson | 3 | First Down | TD |
| 58. | 72 | Rattler-Wells | Clemson | 3 | TD | TD |

INT/Fumble Returns (20+ yards)

| No. | Yds | Returner | Opponent | Qtr | Play | Drive Result |
|-----|-----|--------------|------------|-----|------|--------------|
| 1. | 26 | Greene | S.C. State | 2 | INT | INT |
| 2. | 37 | Martin-Scott | S.C. State | 4 | INT | Downs |
| 3. | 59 | Rush | Texas A&M | 1 | INT | FG |

2022 Drive Chart Summary

South Carolina

| Opp. | Drives | TD | FG | MissFG | Punt | Downs | Fum | INT | SAF | Half | 3-Out |
|-------|--------|----|----|--------|------|-------|-----|-----|-----|------|-------|
| GSU | 13 | 2 | 2 | 0 | 7 | 0 | 0 | 2 | 0 | 0 | 5 |
| ARK | 13 | 4 | 1 | 0 | 3 | 1 | 2 | 1 | 1 | 0 | 3 |
| UGA | 11 | 1 | 0 | 0 | 5 | 1 | 0 | 3 | 0 | 1 | 2 |
| CHAR | 11 | 7 | 2 | 0 | 0 | 0 | 1 | 1 | 0 | 0 | 0 |
| SCSU | 12 | 7 | 0 | 0 | 2 | 1 | 0 | 2 | 0 | 0 | 2 |
| KENT | 12 | 3 | 1 | 0 | 4 | 2 | 1 | 1 | 0 | 0 | 4 |
| TAMU | 13 | 3 | 1 | 0 | 6 | 1 | 2 | 0 | 0 | 0 | 5 |
| MIZZ | 11 | 1 | 1 | 0 | 6 | 0 | 1 | 1 | 0 | 1 | 4 |
| VANDY | 13 | 5 | 1 | 0 | 5 | 0 | 1 | 0 | 0 | 1 | 4 |
| FLA | 12 | 1 | 0 | 0 | 6 | 1 | 3 | 0 | 0 | 1 | 6 |
| TENN | 12 | 9 | 0 | 0 | 1 | 0 | 0 | 0 | 0 | 2 | 1 |
| CLEM | 17 | 4 | 1 | 0 | 7 | 0 | 0 | 2 | 1 | 2 | 6 |
| TOT | 150 | 47 | 10 | 0 | 52 | 7 | 11 | 13 | 2 | 8 | 42 |

Opponents

| Opp. | Drives | TD | FG | MissFG | Punt | Downs | Fum | INT | SAF | Half | 3-Out |
|-------|--------|----|----|--------|------|-------|-----|-----|-----|------|-------|
| GSU | 15 | 2 | 0 | 0 | 9 | 2 | 0 | 1 | 0 | 1 | 7 |
| ARK | 12 | 6 | 0 | 1 | 3 | 1 | 0 | 0 | 0 | 1 | 1 |
| UGA | 11 | 6 | 2 | 0 | 2 | 0 | 0 | 0 | 0 | 1 | 2 |
| CHAR | 11 | 3 | 0 | 0 | 4 | 0 | 0 | 3 | 0 | 1 | 4 |
| SCSU | 14 | 1 | 1 | 0 | 7 | 0 | 0 | 3 | 0 | 2 | 7 |
| KENT | 12 | 2 | 0 | 1 | 6 | 0 | 1 | 1 | 0 | 1 | 3 |
| TAMU | 16 | 2 | 3 | 0 | 6 | 1 | 1 | 1 | 0 | 2 | 3 |
| MIZZ | 11 | 2 | 3 | 1 | 4 | 0 | 0 | 0 | 0 | 1 | 3 |
| VANDY | 13 | 4 | 0 | 1 | 2 | 1 | 2 | 2 | 0 | 1 | 3 |
| FLA | 12 | 5 | 1 | 1 | 2 | 1 | 1 | 0 | 0 | 1 | 0 |
| TENN | 11 | 5 | 1 | 0 | 3 | 1 | 1 | 0 | 0 | 0 | 1 |
| CLEM | 13 | 3 | 0 | 0 | 9 | 0 | 0 | 1 | 0 | 0 | 4 |
| TOT | 151 | 41 | 11 | 5 | 57 | 7 | 6 | 12 | 0 | 12 | 38 |



Carolina Team Game Highs

| | | |
|------------------|------|--------------------------------------|
| Rushes | 42 | at Kentucky (Oct 08, 2022) |
| Yards Rushing | 295 | vs Charlotte (Sep 24, 2022) |
| Yards Per Rush | 7.4 | vs Charlotte (Sep 24, 2022) |
| TD Rushes | 6 | vs Charlotte (Sep 24, 2022) |
| Pass attempts | 39 | at Arkansas (Sep 10, 2022) |
| | | at Clemson (Nov 26, 2022) |
| Pass completions | 31 | vs Tennessee (Nov 19, 2022) |
| Yards Passing | 453 | vs Tennessee (Nov 19, 2022) |
| Yards Per Pass | 11.9 | vs Tennessee (Nov 19, 2022) |
| TD Passes | 6 | vs Tennessee (Nov 19, 2022) |
| Total Plays | 76 | vs Tennessee (Nov 19, 2022) |
| Total Offense | 606 | vs Tennessee (Nov 19, 2022) |
| Yards Per Play | 8.3 | vs Charlotte (Sep 24, 2022) |
| Points | 63 | vs Tennessee (Nov 19, 2022) |
| Sacks By | 6 | at Kentucky (Oct 08, 2022) |
| First Downs | 35 | vs Tennessee (Nov 19, 2022) |
| Penalties | 12 | at Vanderbilt (Nov 05, 2022) |
| Penalty Yards | 116 | at Vanderbilt (Nov 05, 2022) |
| Turnovers | 3 | 4 times |
| Interceptions By | 3 | vs Charlotte (Sep 24, 2022) |
| | | vs South Carolina St. (Sep 29, 2022) |
| Punts | 7 | vs Georgia St. (Sep 03, 2022) |
| | | at Clemson (Nov 26, 2022) |
| Punting Avg | 55.0 | vs Tennessee (Nov 19, 2022) |
| Long Punt | 79 | vs Georgia St. (Sep 03, 2022) |
| Punts inside 20 | 5 | vs Georgia (Sep 17, 2022) |
| | | at Clemson (Nov 26, 2022) |
| Long Punt Return | 37 | at Florida (Nov 12, 2022) |
| | | at Clemson (Nov 26, 2022) |

Carolina Individual Game Highs

| | | |
|---------------------|------|--|
| Rushes | 22 | Lloyd,MarShawn at Kentucky (Oct 08, 2022) |
| Yards Rushing | 169 | Lloyd,MarShawn vs Charlotte (Sep 24, 2022) |
| TD Rushes | 3 | Lloyd,MarShawn vs Charlotte (Sep 24, 2022) |
| Long Rush | 52 | Beal-Smith,Chri at Vanderbilt (Nov 05, 2022) |
| Pass attempts | 39 | Rattler,Spencer at Arkansas (Sep 10, 2022) |
| | | Rattler,Spencer at Clemson (Nov 26, 2022) |
| Pass completions | 30 | Rattler,Spencer vs Tennessee (Nov 19, 2022) |
| Yards Passing | 438 | Rattler,Spencer vs Tennessee (Nov 19, 2022) |
| TD Passes | 6 | Rattler,Spencer vs Tennessee (Nov 19, 2022) |
| Long Pass | 72 | Rattler,Spencer at Clemson (Nov 26, 2022) |
| Receptions | 11 | Wells Jr.,Antwa vs Tennessee (Nov 19, 2022) |
| Yards Receiving | 189 | Wells Jr.,Antwa at Arkansas (Sep 10, 2022) |
| TD Receptions | 2 | 4 with |
| Long Reception | 72 | Wells Jr.,Antwa at Clemson (Nov 26, 2022) |
| Field Goals | 2 | Jeter,Mitch vs Georgia St. (Sep 03, 2022) |
| | | Jeter,Mitch vs Charlotte (Sep 24, 2022) |
| Long Field Goal | 53 | Jeter,Mitch vs Georgia St. (Sep 03, 2022) |
| Punts | 7 | Kroeger,Kai vs Georgia St. (Sep 03, 2022) |
| | | Kroeger,Kai at Clemson (Nov 26, 2022) |
| Punting Avg | 55.0 | Kroeger,Kai vs Tennessee (Nov 19, 2022) |
| Long Punt | 79 | Kroeger,Kai vs Georgia St. (Sep 03, 2022) |
| Punts inside 20 | 5 | Kroeger,Kai vs Georgia (Sep 17, 2022) |
| | | Kroeger,Kai at Clemson (Nov 26, 2022) |
| Long Punt Return | 37 | Vann,Josh at Florida (Nov 12, 2022) |
| | | Brown,Ahmarean at Clemson (Nov 26, 2022) |
| Long Kickoff Return | 100 | Legette,Xavier vs Texas A&M (Oct 22, 2022) |
| Tackles | 14 | Emmanwori,Nick vs Georgia (Sep 17, 2022) |
| Sacks | 1.5 | Burch,Jordan at Kentucky (Oct 08, 2022) |
| | | Hemingway,Tonka at Kentucky (Oct 08, 2022) |
| | | Williams,Debo at Florida (Nov 12, 2022) |
| Tackles For Loss | 2.5 | Edmond,Gilber vs Charlotte (Sep 24, 2022) |
| Interceptions | 1 | 12 Players tied |

Opponent Team Game Highs

| | | |
|------------------|------|--------------------------------------|
| Rushes | 65 | at Arkansas (Sep 10, 2022) |
| Yards Rushing | 374 | at Florida (Nov 12, 2022) |
| Yards Per Rush | 6.9 | at Florida (Nov 12, 2022) |
| TD Rushes | 5 | at Arkansas (Sep 10, 2022) |
| Pass attempts | 50 | vs Tennessee (Nov 19, 2022) |
| Pass completions | 29 | vs Tennessee (Nov 19, 2022) |
| Yards Passing | 355 | vs Tennessee (Nov 19, 2022) |
| Yards Per Pass | 11.3 | vs Georgia (Sep 17, 2022) |
| TD Passes | 4 | vs Tennessee (Nov 19, 2022) |
| Total Plays | 86 | at Arkansas (Sep 10, 2022) |
| Total Offense | 547 | vs Georgia (Sep 17, 2022) |
| Yards Per Play | 8.4 | vs Georgia (Sep 17, 2022) |
| Points | 48 | vs Georgia (Sep 17, 2022) |
| Sacks By | 6 | at Arkansas (Sep 10, 2022) |
| First Downs | 31 | vs Tennessee (Nov 19, 2022) |
| Penalties | 12 | vs South Carolina St. (Sep 29, 2022) |
| Penalty Yards | 121 | at Arkansas (Sep 10, 2022) |
| Turnovers | 4 | at Vanderbilt (Nov 05, 2022) |
| Interceptions By | 3 | vs Georgia (Sep 17, 2022) |
| Punts | 9 | vs Georgia St. (Sep 03, 2022) |
| | | at Clemson (Nov 26, 2022) |
| Punting Avg | 58.0 | at Florida (Nov 12, 2022) |
| Long Punt | 67 | at Florida (Nov 12, 2022) |
| Punts inside 20 | 3 | at Clemson (Nov 26, 2022) |
| Long Punt Return | 23 | at Clemson (Nov 26, 2022) |

Opponent Individual Game Highs

| | | |
|---------------------|------|--|
| Rushes | 24 | Sanders,Raheim, at Arkansas (Sep 10, 2022) |
| | | Johnson Jr.,Mon, at Florida (Nov 12, 2022) |
| Yards Rushing | 167 | Davis,Ray, at Vanderbilt (Nov 05, 2022) |
| TD Rushes | 2 | Sanders,Raheim, at Arkansas (Sep 10, 2022) |
| Long Rush | 85 | Etienne,Trevor, at Florida (Nov 12, 2022) |
| Pass attempts | 42 | Hooker,Hendon, vs Tennessee (Nov 19, 2022) |
| Pass completions | 25 | Hooker,Hendon, vs Tennessee (Nov 19, 2022) |
| Yards Passing | 284 | Bennett,Stetson, vs Georgia (Sep 17, 2022) |
| TD Passes | 3 | Hooker,Hendon, vs Tennessee (Nov 19, 2022) |
| Long Pass | 78 | Bennett,Stetson, vs Georgia (Sep 17, 2022) |
| Receptions | 10 | Lovett,Dominic, vs Missouri (Oct 29, 2022) |
| Yards Receiving | 148 | Lovett,Dominic, vs Missouri (Oct 29, 2022) |
| TD Receptions | 2 | Bowers,Brock, vs Georgia (Sep 17, 2022) |
| | | Skinner Jr.,Qui, at Vanderbilt (Nov 05, 2022) |
| | | Tillman,Cedric, vs Tennessee (Nov 19, 2022) |
| Long Reception | 78 | Bowers,Brock, vs Georgia (Sep 17, 2022) |
| Field Goals | 3 | Bond,Randy, vs Texas A&M (Oct 22, 2022) |
| | | Mevis,Harrison, vs Missouri (Oct 29, 2022) |
| Long Field Goal | 51 | Bond,Randy, vs Texas A&M (Oct 22, 2022) |
| Punts | 8 | Swanson,Aidan, at Clemson (Nov 26, 2022) |
| Punting Avg | 58.0 | Crawshaw,Jeremy, at Florida (Nov 12, 2022) |
| Long Punt | 67 | Crawshaw,Jeremy, at Florida (Nov 12, 2022) |
| Punts inside 20 | 3 | Swanson,Aidan, at Clemson (Nov 26, 2022) |
| Long Punt Return | 23 | Williams,Antoni, at Clemson (Nov 26, 2022) |
| Long Kickoff Return | 34 | Pool,Bumper, at Arkansas (Sep 10, 2022) |
| Tackles | 11 | Sanders,Drew, at Arkansas (Sep 10, 2022) |
| | | Henry,K.J., at Clemson (Nov 26, 2022) |
| Sacks | 2.0 | Sanders,Drew, at Arkansas (Sep 10, 2022) |
| | | McGuire,Isaiah, vs Missouri (Oct 29, 2022) |
| | | Trotter Jr.,Jer, at Clemson (Nov 26, 2022) |
| Tackles For Loss | 3.0 | Sanders,Drew, at Arkansas (Sep 10, 2022) |
| | | McKinney,Jamal, vs South Carolina St. (Sep 29, 2022) |
| | | McGuire,Isaiah, vs Missouri (Oct 29, 2022) |
| | | Young,Byron, vs Tennessee (Nov 19, 2022) |
| | | Beasley,Aaron, vs Tennessee (Nov 19, 2022) |
| | | Trotter Jr.,Jer, at Clemson (Nov 26, 2022) |
| Interceptions | 2 | White,Quavian, vs Georgia St. (Sep 03, 2022) |



The Last Time South Carolina...

SHUT OUT AN OPPONENT:

46-0, vs Eastern Illinois (9/4/21)

WAS SHUT OUT:

30-0, vs. Clemson (11/27/21)

SCORED ON A SAFETY:

vs UCF (9/26/15)

ALLOWED A SAFETY:

at Clemson (11/26/22)

FORCED 4+ TURNOVERS:

4, vs. Vanderbilt (11/5/22)

FORCED 5+ TURNOVERS:

5, vs. Michigan (1/1/18)

FORCED 6+ TURNOVERS:

6, vs. Clemson (11/30/13)

RETURNED A KICKOFF FOR A TD:

Xavier Legette, 100 yards vs. Texas A&M (10/22/22)

ALLOWED KICK RET. FOR A TD:

Trey Palmer, 93 yards vs. LSU (10/24/20)

ALLOWED 2 KICK RET. FOR TDs:

Darrius Sims at Vanderbilt, 91 and 100 yards (9/20/14)

RETURNED A PUNT FOR A TD:

Ace Sanders, 63 yards vs. Michigan (1/1/13)

ALLOWED A PUNT RET. FOR A TD:

Ainias Smith, 95 yards at Texas A&M (10/23/21)

RETURNED AN INT FOR A TD:

David Spaulding, Troy, 74 yards (10/2/21)

ALLOWED AN INT FOR A TD:

Jeremiah Trotter, Clemson, 35 yards (11/26/22)

RETURNED A FUMBLE FOR A TD:

Jabari Ellis, Florida, 18 yards (11/6/21)

ALLOWED FUMBLE RET. FOR A TD:

Trajan Jeffcoat, Missouri, 0 yards (11/13/21)

HAD A DEFENSIVE PLAYER SCORE TWO TOUCHDOWNS IN A GAME:

Melvin Ingram at Georgia, 68-yard fake punt & 5-yard fumble recovery (9/10/11)

SCORED THREE DEFENSIVE TOUCHDOWNS IN A GAME:

vs. Arkansas (10/7/17)

HAD A PLAYER RUSH, PASS AND RECEIVE A TD IN A GAME:

Pharoh Cooper, vs. Tennessee (11/1/14)

HAD A FAKE PUNT FOR A TD:

Kai Kroeger to Dakereon Joyner, 48 yards, at Florida (11/12/22)

HAD A PLAYER PASS FOR 300+ YDS:

360, Spencer Rattler at Clemson (11/26/22)

HAD A PLAYER PASS FOR 350+ YDS:

360, Spencer Rattler at Clemson (11/26/22)

HAD A PLAYER PASS FOR 400+ YDS:

438, Spencer Rattler vs. Tennessee (11/19/22)

HAD A PLAYER PASS FOR 450+ YDS:

510, Jake Bentley, at Clemson (11/24/18)

HAD A PLAYER PASS FOR 500+ YDS:

510, Jake Bentley, at Clemson (11/24/18)

HAD A PLAYER COMP. 30+ PASSES:

30, Spencer Rattler vs. Tennessee (11/19/22)

HAD A PLAYER ATT. 40+ PASSES:

57, Ryan Hilinski, vs. Appalachian State (11/9/19)

HAD A PLAYER ATT. 50+ PASSES:

57, Ryan Hilinski, vs. Appalachian State (11/9/19)

HAD A PLAYER RUSH FOR 150+ YDS:

169, MarShawn Lloyd vs. Charlotte (9/24/22)

HAD A PLAYER RUSH FOR 200+ YDS:

210, Kevin Harris vs. Kentucky (12/5/20)

HAD A PLAYER RUSH FOR 250+ YDS:

278, Brandon Bennett, vs. East Tennessee State (10/5/91)

HAD TWO PLAYERS RUSH FOR 100+ YARDS:

Kevin Harris (128) and ZaQuandre White (111) vs. Florida (11/26/21)

HAD A PLAYER WITH 150+ YARDS RECEIVING:

177, Antwane Wells Jr. vs. Tennessee (11/19/22)

HAD A PLAYER WITH 200+ YARDS RECEIVING:

210, Deebo Samuel, at Clemson (11/24/18)

HAD TWO PLAYERS WITH 100 YARDS RECEIVING:

Deebo Samuel (210) and Shi Smith (109) at Clemson (11/24/18)

HAD TWO PLAYERS WITH 10+ RECEPTIONS:

Bruce Ellington (10) and Mike Davis (10), at Missouri (10/26/13)

HAD A PLAYER WITH 500+ YARDS TOTAL OFFENSE:

512, Steve Taneyhill vs. Mississippi State (10/14/95)

HAD A PLAYER RUSH AND PASS FOR 100 YARDS EACH:

Lorenzo Nuñez, vs. UCF, 123 rush, 184 pass (09/26/15)

HAD A PLAYER SCORE 4+ TDs:

5, Kevin Harris, at Ole Miss (11/14/20)

HAD A PLAYER PASS FOR 4 TDs:

4, Zeb Noland, vs. E. Illinois (9/4/21)

HAD A PLAYER PASS FOR 5 TDs:

5, Jake Bentley, at Clemson (11/24/18)

HAD A PLAYER RUSH FOR 3 TDs:

3, MarShawn Lloyd, vs Charlotte (9/24/22)

HAD A PLAYER CATCH 3+ TDs:

3, Deebo Samuel at Clemson (11/24/18)

HAD A PLAYER CATCH 4+ TDs:

5, Sidney Rice vs. Fla. Atlantic (9/23/06)

HAD A PLAYER CATCH 5+ TDs:

5, Sidney Rice vs. Fla. Atlantic (9/23/06)

HAD A PLAYER ACCOUNT FOR 4+ TDs:

5, 243, Kevin Harris, at Ole Miss (11/14/20)

HAD A PLAYER KICK 4 FGs:

4, Parker White vs. Florida (11/6/21)

HAD A PLAYER KICK 5+ FGs:

5, Spencer Lanning at Georgia (9/12/09)

HAD A PLAYER WITH 2 INTs:

2, Jaylan Foster at Georgia (9/18/21)

HAD A PLAYER WITH 3 INTs:

3, Israel Mukuamu at Georgia (10/12/19)

BLOCKED A FIELD GOAL ATT.:

Cam Smith at Florida (11/12/22)

RETURNED A BLOCKED FIELD GOAL ATTEMPT FOR A TD:

Captain Munnerlyn at Kentucky, 81 yards, (10/11/08)

BLOCKED A PAT:

Kingsley Enagbare vs. Chattanooga (11/17/18)

RETURNED AN EXTRA POINT FOR A DEFENSIVE PAT:

Victor Hampton at Florida (10/20/12)

BLOCKED A PUNT:

King-Demenian Ford vs Kentucky (10/8/22)

BLOCKED TWO PUNTS IN A GAME:

Debo Williams vs. E. Illinois (9/4/21)

RETURNED A BLOCKED PUNT FOR A TD:

Ahmarean Brown vs Georgia St (9/3/22)

BLOCKED A PUNT AND FIELD GOAL IN THE SAME GAME:

at Florida (11/15/14)

HAD A PUNT BLOCKED:

at Tennessee (10/26/19)

HAD A FIELD GOAL BLOCKED:

vs. Michigan (1/1/13)

HAD A PAT BLOCKED:

vs. Texas A&M (10/22/22)

ALLOWED PAT TO BE RETURNED FOR 2 POINTS:

Denzil Ware, vs. Kentucky (9/12/15)

MISSED A PAT:

at Florida (11/12/22)

FAILED A PAT ATTEMPT:

at Arkansas (9/10/22)

MADE A 2-PT CONVERSION:

Hemingway rush, vs S.C. State (9/29/22)

MADE A PAIR OF 2-PT CONVERSIONS:

vs. Georgia State (9/3/22)

ATTEMPTED A 2-PT CONVERSION:

at Florida (11/12/22)

RECOVERED OWN ONSIDE KICK:

at Arkansas (9/10/22)

HAD LESS THAN 50 YDS RUSHING:

44, at Florida (11/12/22)

HAD 300+ YARDS RUSHING:

301, vs. North Carolina (12/30/21)

HAD 600+ TOTAL NET YARDS:

606, vs Tennessee (11/19/22)

HAD A 50+ YARD RUN:

52, Christian Beal-Smith vs. Vanderbilt (11/5/22)

HAD A 50+ YARD RECEPTION:

72, Spencer Rattler to Antwane Wells, at Clemson (11/26/22)

The Last an Opponent Had...

TEAM...

LESS THAN 50 YARDS RUSHING:

31, vs Eastern Illinois (9/4/21)

300+ YARDS RUSHING:

374, at Florida (11/12/22)

LESS THAN 100 YARDS PASSING:

99, at Clemson (11/26/22)

400+ YARDS PASSING:

513, at Ole Miss (11/14/20)

LESS THAN 200 TOTAL NET YARDS:

109, vs. Eastern Illinois (9/4/21)

500+ TOTAL NET YARDS:

507, vs. Tennessee (11/19/22)

600+ TOTAL NET YARDS:

708, at Ole Miss (11/14/20)

INDIVIDUAL...

350+ YARDS PASSING:

513, Matt Corral, Ole Miss (11/14/20)

400+ YARDS PASSING:

513, Matt Corral, Ole Miss (11/14/20)

150+ YARDS RUSHING:

161, Montrell Johnson, Florida (11/12/22)

200+ YARDS RUSHING:

209, Tyler Badie, at Missouri (11/13/21)

250+ YARDS RUSHING:

321, Darren McFadden, Ark. (11/3/07)

300+ YARDS RUSHING:

321, Darren McFadden, Ark. (11/3/07)

200+ YARDS RECEIVING:

225, Elijah Moore, Ole Miss (11/14/20)

50+ YARD RUN:

85, Trevor Etienne, Florida (11/12/22)

50+ YARD RECEPTION:

59, DJ Uiagalelei to Beaux Collins, Clemson (11/26/22)

MADE 4+ FIELD GOALS:

4, Seth Small, Texas A&M (11/16/19)

RUSHED FOR 4+ TOUCHDOWNS:

4, Chad Jasmin, Clemson (11/21/03)

PASSED FOR 4+ TOUCHDOWNS:

4, Matt Corral, Ole Miss (11/14/20)

TWO PLAYERS WITH...

100+ YARDS RUSHING:

at Florida, Montrell Johnson (161) and Trevor Etienne (100), (11/12/22)

100+ YARDS RECEIVING:

Ole Miss, Elijah Moore (225) & Braylon Sanders (141), (11/14/20)


GM
1

South Carolina 35

Georgia State 14



September 3, 2022
 Williams-Brice Stadium
 Columbia, S.C.
 78,297



COLUMBIA, S.C. (AP) — South Carolina's special teams led the way toward a season-opening 35-14 victory over Georgia State on Saturday night.

Special teams have always been an emphasis for Gamecocks coach Shane Beamer, who watched his father, Frank, win game after game with "Beamer Ball," and its big special teams play.

The approach worked as the Gamecocks pulled away from Georgia State with 23 unanswered points in the second half.

The Gamecocks returned two blocked punts for touchdowns, new placekicker Mitch Jeter debuted by knocking two field goals of 50-plus yards and long snapper Hunter Rogers carried a fake field goal 5 yards for a first down that led to the Gamecocks' only first-half touchdown.

New quarterback Spencer Rattler took in a key two-point conversion in the third quarter to restore South Carolina's lead and it was just enough to squeak past a determined Panthers' squad that held a brief third-quarter advantage, 14-12.

The back-breaker also came in the third, when Rashad Amos blocked a Georgia State punt and DQ Smith retrieved the carom and ran it in for a touchdown.

Rattler showed off his dynamic playmaking ability. He finished 23 of 37 passing for 226 yards, a touchdown and two interceptions.

Following a scoreless first quarter, South Carolina sent out Jeter to attempt a 25-yard field goal. But special teams coordinator Pete Lembo's gang took over.

Long snapper Rogers took the snap and ran for just enough room for the first down. The Gamecocks lined up versatile tight end Jaheim Bell as a fullback at the goal line, then pitched to MarShawn Lloyd on the end-around for a touchdown.

A Rattler interception on the second play of the third quarter set up the Panthers' second score, a Grainger 4-yard rush to take a 14-12 lead. The Gamecocks immediately responded as Rattler hit Marshawn Lloyd for a 16-yard scoring pass to take the lead for good, 20-14.

Just over two minutes later, Rashad Amos blocked the punt and DQ Smith ran it back 26 yards for a 28-14 lead.

Later, Gamecocks' Traevon Kenion blocked a fourth-quarter punt and Ahmarean Brown took it 10 yards for the final score.

THE TAKEAWAY

Georgia State: The Panthers will cause a lot of trouble in the Sun Belt with their rushing attack. The Gamecocks' defense mostly held them in check, but GSU won't be playing the SEC anymore.

South Carolina: The Gamecocks' offense had some creative play-calls and greatly benefited from having a talent like Rattler behind center. He escaped trouble with his legs to keep numerous plays alive. Yet its offensive line struggled to protect Rattler and the Gamecocks' runners finished with 79 yards.

THE RETURN

Lloyd was the Gamecocks' most hyped running back recruit in a decade but tore an ACL in the first week of preseason camp two years ago and missed the season. He played in 2021 but was still very much not back to full strength.

On Saturday, he rushed for 30 yards, caught two passes for 31 yards and scored two touchdowns.

CLOWNEY COMES HOME

South Carolina held a halftime ceremony to honor former All-American and No. 1 overall NFL Draft pick Jadeveon Clowney. Clowney's jersey No. 7 was added alongside the Gamecocks' four retired numbers, although his number will continue to be worn as per a 2007 university policy.

| | | | | | |
|----------------|---|----|----|---|----|
| Georgia State | 0 | 7 | 7 | 0 | 14 |
| South Carolina | 0 | 12 | 16 | 7 | 35 |

SCORING SUMMARY

| | | | |
|-----------|-----|--|-------|
| 2nd 13:38 | SC | Lloyd 1-yard run (rush failed) (9-69-4:27) | 6-0 |
| 2nd 6:12 | SC | Jeter 53-yard field goal (6-13-1:52) | 9-0 |
| 2nd 4:20 | GSU | Lewis 17-yard pass from Grainger (Hayes kick) (6-75-1:52) | 9-7 |
| 2nd 0:00 | SC | Jeter 51-yard field goal (8-42-1:48) | 12-7 |
| 3rd 11:43 | GSU | Grainger 4-yard run (Hayes kick) (7-32-2:31) | 12-14 |
| 3rd 7:20 | SC | Lloyd 16-yard pass from Rattler (Rattler rush) (9-75-4:23) | 20-14 |
| 3rd 5:12 | SC | D. Smith 26-yard blocked punt return (Bell rush) | 28-14 |
| 4th 11:30 | SC | A. Brown 10-yard blocked punt return (Jeter kick) | 35-14 |

TEAM STATISTICS

| | GSU | SC |
|----------------------------|--------|---------|
| First Downs | 14 | 19 |
| Rushing | 7 | 7 |
| Passing | 4 | 10 |
| Penalty | 3 | 2 |
| Net Yards Rushing | 200 | 79 |
| Rushing Attempts | 40 | 32 |
| Net Yards Passing | 111 | 227 |
| Cmp.-Att.-Int. | 7-29-1 | 23-37-2 |
| Total Offense Yards | 311 | 306 |
| Total Offense Plays | 69 | 69 |
| Fumbles: No.-Lost | 0-0 | 0-0 |
| Penalties: No.-Yards | 8-75 | 5-70 |
| Punts-Yards | 9-320 | 7-344 |
| Avg. Yards Per Punt | 35.6 | 49.1 |
| Punt Returns: No.-Yards | 0-0 | 3-69 |
| Kickoff Returns: No.-Yards | 1-0 | 0-0 |
| Interceptions: No.-Yards | 2-5 | 1-3 |
| Possession Time | 24:44 | 35:16 |
| Third Down Conversions | 5-17 | 3-14 |
| Fourth Down Conversions | 1-3 | 2-2 |
| Red Zone Scores-Chances | 2-4 | 2-2 |
| Sacks By: No.-Yards | 3-18 | 0-0 |
| PAT Kicks | 2-2 | 1-1 |
| Field Goals | 0-0 | 2-2 |

INDIVIDUAL STATISTICS

RUSHING: GSU: Williams 13-76; Carroll 5-57; Grainger 11-43; Gregg 11-24. **SC:** Bell 7-39; Lloyd 11-30; McDowell 7-14; Rogers 1-5; Miller 2-3; Rattler 4-(-12).

PASSING: GSU: Grainger 7-29-1-111. **SC:** Rattler 23-37-2-227.

RECEIVING: GSU: Thrash 4-70; Williams 2-24; Lewis 1-17. **SC:** Wells Jr. 7-55; Brooks 4-88; Bell 4-18; McDowell 3-18; Lloyd 2-31; Vann 1-9; Stogner 1-7; Brown 1-1.

PUNT RETURNS: GSU: None. **SC:** Vann 3-33; D. Smith 0-26; Brown 0-10.

KICKOFF RETURNS: GSU: Byrd 1-0. **SC:** None.

INTERCEPTION RETURNS: GSU: White 2-5. **SC:** Dial 1-3.

GM
2#16/17 Arkansas 44
South Carolina 30

September 10, 2022

Reynolds Razorback Stadium
Fayetteville, Ark.
72,437

FAYETTEVILLE, ARK. (AP) — Darren McFadden and Felix Jones make for some serious company. Rocket Sanders can now say he's there with those all-time Arkansas running backs.

The Razorbacks' sophomore running back ran for a career-high 156 yards and two touchdowns in helping the No. 16 Razorbacks beat South Carolina 44-30 on Saturday.

Sanders joined McFadden, twice a Heisman Trophy finalist, and Jones, the player with the sixth-most yards rushing in school history, as the only three Arkansas players to run for 150 yards and two scores against the Gamecocks.

Sanders ran for 578 yards and five touchdowns in his first season last year. With returning starter Dominique Johnson still sidelined recovering from a knee injury suffered in the Outback Bowl, Sanders has taken nearly all of the first-team reps. The result has been a 2-0 start for his team and him becoming the first Razorbacks player since 2019 with back-to-back 100-yard games.

Sanders scored the first two touchdowns of the game as Arkansas (2-0, 1-0 Southeastern Conference) found the end zone on each of its first three possessions against South Carolina and opened a 21-3 lead. The Gamecocks (1-1, 0-1) responded with two straight scores at the end of the first half and the beginning of the second to pull within 21-16.

Sanders wouldn't score again as KJ Jefferson was the keystone for a bulk of the Razorbacks' second-half touchdowns, but he ran for 95 of his 156 yards in the final 30 minutes.

Arkansas ran for 295 yards, and AJ Green and Rashod Dubinion also chipped in touchdowns.

"I was really proud of our offensive line. We asked them to kind of control the game and I felt like they did. I think the offensive line wore them down," Pittman said.

Jefferson led a 14-play, 59-yard drive capped with his own 2-yard rushing touchdown at the start of the fourth quarter to move Arkansas back ahead by two scores. South Carolina lost a fumble on its next possession and Jefferson added a touchdown pass to Warren Thompson in response, ultimately putting the Gamecocks too far behind to rally.

Spencer Rattler tried. The Oklahoma transfer threw for 377 yards and a touchdown on 24 of 39 passing with a touchdown for South Carolina, but was intercepted in the end zone midway through the fourth quarter by Dwight McGlothorn. The Gamecocks had three turnovers.

Jefferson was 18 of 21 passing for 162 yards and a touchdown. He ran for another 67 yards and the score on 19 carries.

"I thought he played better today than he did last week. I thought he was more accurate," Pittman said. "I thought he was in total control. ... He pretty much can take over the game when he wants to."

Johnson is expected to return in Week 3 against Missouri State. He might find himself short on carries as Sanders' development has put the sophomore in high company.

"I think he's becoming an all-around back a little bit more," Pittman said. "I thought he played really, really well. Two 100-yard days back-to-back is pretty good. He's a better back than he was a year ago."

THE TAKEAWAY

South Carolina: The Gamecocks had moments, but consistency was lacking in coach Shane Beamer's second year.

Arkansas: The Razorbacks' defense held up well without two starters in the secondary, including former freshman All-American Jalen Catalon.

IT'S BEEN AWHILE

Arkansas' win over South Carolina was the Razorbacks' first since 2011. The teams had met only three times since before Saturday with the Gamecocks winning each.

| | | | | | |
|----------------|---|----|---|----|----|
| South Carolina | 3 | 6 | 7 | 14 | 30 |
| Arkansas | 7 | 14 | 0 | 23 | 44 |

SCORING SUMMARY

| | | | | |
|-----|-------|-----|--|-------|
| 1st | 6:42 | ARK | Sanders 1-yard run (Little kick) (13-63-5:38) | 0-7 |
| 1st | 3:32 | SC | Jeter 28-yard field goal (6-65-3:10) | 3-7 |
| 2nd | 14:28 | ARK | Sanders 11-yard run (Little kick) (12-75-4:04) | 3-14 |
| 2nd | 8:13 | ARK | Dubinion 1-yard run (Little kick) (12-61-4:53) | 3-21 |
| 2nd | 2:56 | SC | Lloyd 7-yard run (Jeter kick failed) (11-70-5:12) | 9-21 |
| 3rd | 8:51 | SC | Wells Jr. 62-yard pass from Rattler (Jeter kick) (8-88-2:55) | 16-21 |
| 4th | 14:55 | ARK | Jefferson 2-yard run (Little kick) (14-59-5:17) | 16-28 |
| 4th | 12:09 | ARK | Thompson 23-yard pass from Jefferson (Little kick) (5-41-1:57) | 16-35 |
| 4th | 6:25 | SC | McDowell 1-yard run (Brown pass from Rattler) (3-76-1:14) | 24-35 |
| 4th | 6:00 | ARK | Green 21-yard run (Little kick) (2-9-0:18) | 24-42 |
| 4th | 3:21 | SC | Bell 1-yard run (pass failed) (10-75-2:39) | 30-42 |
| 4th | 1:33 | ARK | Safety (Intentional grounding in the end zone) (0:06) | 30-44 |

TEAM STATISTICS

| | SC | ARK |
|----------------------------|---------|---------|
| First Downs | 23 | 28 |
| Rushing | 5 | 20 |
| Passing | 13 | 7 |
| Penalty | 5 | 1 |
| Net Yards Rushing | 40 | 295 |
| Rushing Attempts | 29 | 65 |
| Net Yards Passing | 377 | 162 |
| Cmp.-Att.-Int. | 24-39-1 | 18-21-0 |
| Total Offense Yards | 417 | 457 |
| Total Offense Plays | 68 | 86 |
| Fumbles: No.-Lost | 5-2 | 0-0 |
| Penalties: No.-Yards | 5-41 | 10-121 |
| Punts-Yards | 3-104 | 3-107 |
| Avg. Yards Per Punt | 34.7 | 35.7 |
| Punt Returns: No.-Yards | 0-0 | 2-10 |
| Kickoff Returns: No.-Yards | 2-55 | 1-34 |
| Interceptions: No.-Yards | 0-0 | 1-0 |
| Possession Time | 25:22 | 34:38 |
| Third Down Conversions | 3-10 | 9-16 |
| Fourth Down Conversions | 1-2 | 2-3 |
| Red Zone Scores-Chances | 4-5 | 5-6 |
| Sacks By: No.-Yards | 2-12 | 6-51 |
| PAT Kicks | 1-2 | 6-6 |
| Field Goals | 1-1 | 0-0 |

INDIVIDUAL STATISTICS

RUSHING: SC: McDowell 6-35; Lloyd 7-23; Bell 4-5; Rattler 12-(-23).
ARK: Sanders 24-156; Jefferson 19-67; Green 9-43; Dubinion 8-15; Hornsby 1-8; Landers 1-6; Haselwood 2-5; Team 1-(-5).

PASSING: SC: Rattler 24-39-1-377. **ARK:** Jefferson 18-21-0-162.

RECEIVING: SC: Wells Jr. 8-189; Lloyd 6-72; Stogner 5-43; Brooks 2-29; McDowell 2-26; Brown 1-18. **ARK:** Haselwood 5-30; Landers 4-45; Thompson 3-36; Sanders 3-30; Hornsby 1-9; Jackson Jr. 1-7; Knox 1-5.

PUNT RETURNS: SC: None. **ARK:** Stephens 2-10.

KICKOFF RETURNS: SC: Legette 2-55. **ARK:** Pool 1-34.

INTERCEPTION RETURNS: SC: None. **ARK:** McGlothorn 1-0.


GM
3

#1/2 Georgia 48 South Carolina 7



September 17, 2022
Williams-Brice Stadium
Columbia, S.C.
78,212



COLUMBIA, S.C. (AP) — Stetson Bennett went 16 for 23 for 284 yards and two touchdowns and ran for another score as No. 1 Georgia beat South Carolina 48-7 on Saturday.

The Bulldogs (3-0) nearly had a second shutout of the season in their Southeastern Conference opener, but the backups allowed a touchdown pass with 53 seconds to go.

Georgia has allowed just 10 points this season and the garbage-time score was the first offensive touchdown it gave up in its past five regular-season games.

South Carolina (1-2) started 0-2 in the SEC for the fourth straight year.

The Georgia offense scored on eight of its first nine drives, gaining 551 yards and averaging nearly 10 yards a play before putting in the backups in the fourth quarter.

Tight end Brock Bowers had five catches for 121 yards and two touchdowns and also ran for a score. Georgia let 10 players carry the ball, rushing for 212 yards. Bennett didn't play the final 23 minutes of the game.

The Bulldogs' defensive line overwhelmed by South Carolina's front. A defender was in quarterback Spencer Rattler's face almost every time he dropped back more than three steps. The Oklahoma transfer got off just three deep balls, with two of them intercepted. He didn't play in the fourth quarter and was 13 of 25 for 118 yards.

The 41-point victory was Georgia's biggest against the Gamecocks in their 75 meetings. It was South Carolina's worst loss since a 56-6 defeat to Florida in 2008.

THE TAKEAWAY

Georgia: Struggles against teams like South Carolina used to define the Bulldogs. At one point when Steve Spurrier was Gamecocks coach in the early 2010s, South Carolina won four of five in the series. But after Saturday's win, Georgia has won 15 of its last 16 over SEC East teams and hasn't lost to an unranked team since the Gamecocks beat them 20-17 in double overtime in 2019.

South Carolina: Gamecocks coach Shane Beamer appears to be breathing life into a program that had lost 13 of its last 16 when he took over in 2021, but there is still a big gap to the best. In his second season, Beamer is 0-4 against Top 25 teams, losing by an average of nearly 24 points.

| | | | | | |
|----------------|----|----|----|---|----|
| Georgia | 14 | 10 | 21 | 3 | 48 |
| South Carolina | 0 | 0 | 0 | 7 | 7 |

SCORING SUMMARY

| | | | | |
|-----|-------|-----|--|------|
| 1st | 8:20 | UGA | Bowers 5-yard run (Podlesny kick) (10-82-4:33) | 0-7 |
| 1st | 4:42 | UGA | Milton 1-yard run (Podlesny kick) (5-43-2:04) | 0-14 |
| 2nd | 11:25 | UGA | Bowers 6-yard pass from Bennett (Podlesny kick) (9-67-3:27) | 0-21 |
| 2nd | 0:30 | UGA | Podlesny 42-yard field goal (9-60-3:38) | 0-24 |
| 3rd | 13:21 | UGA | Bowers 78-yard pass from Bennett (Podlesny kick) (3-90-1:31) | 0-31 |
| 3rd | 7:13 | UGA | Bennett 11-yard run (Podlesny kick) (8-88-3:49) | 0-38 |
| 3rd | 6:00 | UGA | Delp 28-yard pass from Beck (Podlesny kick) (2-54-0:59) | 0-45 |
| 4th | 8:57 | UGA | Zirkel 21-yard field goal (13-88-6:37) | 0-48 |
| 4th | 0:53 | SC | Kenion 13-yard pass from Doty (Jeter kick) (6-45-2:11) | 7-48 |

TEAM STATISTICS

| | UGA | SC |
|----------------------------|---------|---------|
| First Downs | 30 | 17 |
| Rushing | 15 | 7 |
| Passing | 13 | 9 |
| Penalty | 2 | 1 |
| Net Yards Rushing | 208 | 92 |
| Rushing Attempts | 35 | 30 |
| Net Yards Passing | 339 | 214 |
| Cmp.-Att.-Int. | 21-30-0 | 19-34-3 |
| Total Offense Yards | 547 | 306 |
| Total Offense Plays | 65 | 64 |
| Fumbles: No.-Lost | 1-0 | 2-0 |
| Penalties: No.-Yards | 3-20 | 5-60 |
| Punts-Yards | 2-99 | 5-222 |
| Avg. Yards Per Punt | 49.5 | 44.4 |
| Punt Returns: No.-Yards | 3-8 | 1-21 |
| Kickoff Returns: No.-Yards | 1-19 | 1-25 |
| Interceptions: No.-Yards | 3-42 | 0-0 |
| Possession Time | 30:40 | 29:20 |
| Third Down Conversions | 5-9 | 4-13 |
| Fourth Down Conversions | 0-0 | 2-3 |
| Red Zone Scores-Chances | 5-5 | 1-2 |
| Sacks By: No.-Yards | 0-0 | 0-0 |
| PAT Kicks | 6-6 | 1-1 |
| Field Goals | 2-2 | 0-0 |

INDIVIDUAL STATISTICS

RUSHING: UGA: Bennett 3-36; Edwards 4-33; Milton 10-32; Robinson 6-32; Beck 2-25; McIntosh 4-20; McConkey 1-13; Morrisette 1-8; Jones 1-8; Bowers 1-5; Team 2-(-4). **SC:** McDowell 8-33; Lloyd 9-22; Doty 2-18; Rattler 2-8; Beal-Smith 5-6; Miller 1-4; Joyner 1-3; Adkins 1-1; Team 1-(-3).

PASSING: UGA: Bennett 16-23-0-284; Beck 5-6-0-55; Vandagriff 0-1-0-0. **SC:** Rattler 13-25-2-118; Doty 5-8-1-76; Kroeger 1-1-0-20.

RECEIVING: UGA: Bowers 5-121; McConkey 4-52; Milton 2-40; Delp 2-32; Jones 2-11; Balylock 1-19; Washington 1-15; Rosemy-Jacksaint 1-15; McIntosh 1-14; Speer 1-12; Jackson 1-8. **SC:** Brooks 5-53; Kenion 2-33; McDowell 2-32; Brown 2-26; Legette 2-9; Lloyd 2-4; Bell 1-46; Stogner 1-12; Vann 1-(-1); Joyner 1-(-1).

PUNT RETURNS: UGA: McConkey 2-12; Lassiter 1-(-4). **SC:** Vann 1-21.

KICKOFF RETURNS: UGA: K. Jackson 1-19. **SC:** Legette 1-25.

INTERCEPTION RETURNS: UGA: Starks 1-42; D. Jackson 1-0; Marshall 1-0. **SC:** None.

GM
4South Carolina 56
Charlotte 20September 24, 2022
Williams-Brice Stadium
Columbia, S.C.
77,982

COLUMBIA, S.C. (AP) — Marshawn Lloyd ran for a career-high 169 yards and three touchdowns as South Carolina scored on its first eight possessions to put away Charlotte 56-20 on Saturday night.

The win ended a two-game losing streak for the Gamecocks (2-2) — and was a welcome performance for an offense stuck near the bottom of the Southeastern Conference this season.

Lloyd had scoring runs of 25, 14 and 7 yards, the first two that left fans' jaws dropped and Charlotte defenders in disbelief.

On the first, Lloyd cleanly hurdled safety Wayne Jones in the open field on the way to the end zone. On his second, Lloyd was stood up for what looked like a short gain before breaking free to put South Carolina ahead 28-14.

Lloyd had some help on the last, converting after Gamecocks linebacker Brad Johnson intercepted Charlotte's Chris Reynolds deep in 49ers territory. Lloyd calmly found the end zone a final time and finished with South Carolina's most rushing yards since Kevin Harris gained 182 against North Carolina in its 38-21 Duke's Mayo Bowl victory last New Year's Eve.

Charlotte (1-4) of Conference USA entered with the country's 30th best passing attack at 289 yards a game and the one of the worst rushing defenses (129 out of 131) in the NCAA at 243 yards allowed per game. Both were evident at South Carolina.

The Gamecocks picked up 161 yards on the ground to score on all four of their first-half possessions. But the 49ers were largely on target behind sixth-year quarterback Chris Reynolds, converting their first seven third downs and throwing for 132 yards to keep things close at the half, 20-14.

South Carolina finished with a season-best 545 yards of offense.

The Gamecocks' run of points each series ended when backup quarterback Luke Doty was intercepted by Jones — yes, the one who was hurdled by Lloyd — with 8:22 left in the game.

THE TAKEAWAY

Charlotte: The 49ers lost both Power Five games they've played this season, falling at Maryland, 56-21, before the South Carolina blowout. Charlotte has a face-paced attack behind Reynolds that had the Gamecocks defense on its heels in the first half. The school does leave with \$1.4 million in guarantees for playing at Williams-Brice Stadium.

South Carolina: There are still plenty of things to fix for the Gamecocks. This is certainly a start to gaining confidence and momentum once they return to SEC play in two weeks. The offense was efficient and powerful and the defense, after a sluggish first half, got three second-half interceptions that South Carolina turned into points.

| | | | | | |
|----------------|---|----|----|----|----|
| Charlotte | 7 | 7 | 0 | 6 | 20 |
| South Carolina | 3 | 17 | 22 | 14 | 56 |

SCORING SUMMARY

| | | | | |
|-----|-------|------|--|-------|
| 1st | 9:54 | SC | Jeter 25-yard field goal (12-72-5:01) | 3-0 |
| 1st | 2:48 | CHAR | Clemons 2-yard pass from Reynolds (Zita kick) (13-90-7:00) | 3-7 |
| 2nd | 14:52 | SC | Lloyd 25-yard run (Jeter kick) (7-75-2:56) | 10-7 |
| 2nd | 9:43 | CHAR | Tucker 14-yard pass from Reynolds (Zita kick) (12-81-5:02) | 10-14 |
| 2nd | 6:29 | SC | Beal-Smith 1-yard run (Jeter kick) (9-60-2:58) | 17-14 |
| 2nd | 0:02 | SC | Jeter 27-yard field goal (9-85-1:27) | 20-14 |
| 3rd | 10:25 | SC | Lloyd 14-yard run (Kenion rush) (5-70-2:07) | 28-14 |
| 3rd | 8:34 | SC | Lloyd 7-yard run (Jeter kick) (2-7-0:11) | 35-14 |
| 3rd | 6:14 | SC | Beal-Smith 1-yard run (Jeter kick) (5-33-2:04) | 42-14 |
| 4th | 12:20 | SC | McDowell 4-yard run (Herrera kick) (8-54-4:39) | 49-14 |
| 4th | 6:43 | CHAR | Spencer 35-yard pass from Foster (Rush failed) (4-62-1:39) | 49-20 |
| 4th | 1:55 | SC | Rucker 52-yard pass from Doty (Herrera kick) (3-53-1:16) | 56-20 |

TEAM STATISTICS

| | CHAR | SC |
|----------------------------|---------|---------|
| First Downs | 21 | 28 |
| Rushing | 4 | 16 |
| Passing | 13 | 9 |
| Penalty | 4 | 3 |
| Net Yards Rushing | 79 | 295 |
| Rushing Attempts | 29 | 40 |
| Net Yards Passing | 213 | 250 |
| Cmp.-Att.-Int. | 20-35-3 | 19-26-1 |
| Total Offense Yards | 292 | 545 |
| Total Offense Plays | 64 | 66 |
| Fumbles: No.-Lost | 1-0 | 1-1 |
| Penalties: No.-Yards | 6-51 | 10-67 |
| Punts-Yards | 4-177 | 0-0 |
| Avg. Yards Per Punt | 44.2 | 0.0 |
| Punt Returns: No.-Yards | 0-0 | 2-8 |
| Kickoff Returns: No.-Yards | 5-77 | 2-52 |
| Interceptions: No.-Yards | 1-(-1) | 3-18 |
| Possession Time | 33:28 | 26:32 |
| Third Down Conversions | 8-14 | 5-8 |
| Fourth Down Conversions | 0-0 | 1-1 |
| Red Zone Scores-Chances | 2-2 | 7-8 |
| Sacks By: No.-Yards | 1-8 | 1-9 |
| PAT Kicks | 2-2 | 6-6 |
| Field Goals | 0-0 | 2-2 |

INDIVIDUAL STATISTICS

RUSHING: CHAR: Byrd 9-33; McEachern 5-18; Williams 5-18; Rutledge 7-16; Brown 0-2; Foster 2-1; Reynolds 1-(-9). **SC:** Lloyd 15-169; Beal-Smith 9-55; Doty 2-32; McDowell 9-23; Amos 1-9; Rattler 3-5; Miller 1-2.

PASSING: CHAR: Reynolds 16-28-2-143; Foster 3-5-0-69; Williams 1-2-1-1. **SC:** Rattler 17-23-0-187; Doty 2-3-1-63.

RECEIVING: CHAR: Spencer 5-59; DuBost 4-60; Tucker 3-19; Clemons 2-3; McEachern 1-17; Groulx 1-17; Minter 1-12; Rutledge 1-11; Brown 1-9; Thompson 1-6. **SC:** McDowell 4-13; Brooks 3-67; A. Brown 3-55; Wells Jr. 2-27; Stogner 2-17; Bell 2-9; Rucker 1-52; Beal-Smith 1-6; Legette 1-4.

PUNT RETURNS: CHAR: None. **SC:** Vann 2-8.

KICKOFF RETURNS: CHAR: Byrd 4-77. **SC:** Legette 2-52.

INTERCEPTION RETURNS: CHAR: Jones 1-(-1). **SC:** Johnson 1-15; D. Smith 1-1; C. Smith 1-0.


GM
5

South Carolina 50

South Carolina State 10



September 29, 2022
 Williams-Brice Stadium
 Columbia, S.C.
 61,551



COLUMBIA, S.C. (AP) — Spencer Rattler threw two touchdown passes and ran for a score in South Carolina's 50-10 victory over South Carolina State in a game moved from Saturday to Thursday night because of Hurricane Ian.

Rattler finished with 212 yards, completing 21 of 27 passes including a 5-yard scoring strike to tailback MarShawn Lloyd and an 11-yarder to tight end Austin Stogner, his teammate at Oklahoma, to help South Carolina (3-2) rout the FCS Bulldogs (1-3).

Administrators at both schools agreed to the change because of the hurricane's approach. Ian moved through Florida into the Atlantic and was expected to re-enter land in the Palmetto State as a Category 1 storm Friday.

Many parking areas were half-filled at best and the normal, Southeastern Conference-style tailgating setups were absent for this one. South Carolina said 61,551 were at Williams-Brice Stadium, which lists a capacity of 77,559. But the upper decks were largely empty and it wasn't a stretch to think only about the announced crowd came out.

The Gamecocks overcame a sluggish start, including two interceptions off Rattler's receivers' hands, to take control in the opening half.

The Gamecocks broke through on Rattler's first-quarter TD toss to Lloyd, which was followed by a funky, "swinging gate" formation on a successful two-point conversion by defensive lineman Tonka Hemingway.

South Carolina pulled out the wishbone on its next touchdown, a 1-yard handoff to versatile tight end Jaheim Bell. Rattler ran his way to a score from 6 yards out with 37 seconds left in the half to put Gamecocks up 22-0.

South Carolina State of the Mid-Eastern Athletic Conference had more penalty yards than offensive yards, 112 to 83, in the first 30 minutes. The Bulldogs got their only touchdown on Tyrece Nick's 1-yard touchdown run right after halftime, ending a drought where they had gone three straight quarters without points.

Nick accounted for 158 of the Bulldogs' 220 yards of offense.

THE TAKEAWAY

South Carolina State: The Bulldogs had lost their earlier FBS game, 56-10 at UCF to open the season. They certainly put up a better showing in their home state — the campuses are located about 40 miles apart — and leave with \$500,000 for playing at Williams-Brice.

South Carolina: The Gamecocks got their run game going a week ago in a 56-20 win over Charlotte when they rushed for 295 yards. This time, they got Rattler and the passing game on track. Both will be needed when they return to SEC play at No. 7 Kentucky next week.

| | | | | | |
|-----------------------|----------|-----------|-----------|-----------|-----------|
| S.C. State | 0 | 0 | 7 | 3 | 10 |
| South Carolina | 8 | 14 | 14 | 14 | 50 |

SCORING SUMMARY

| | | | | |
|-----|-------|------|---|-------|
| 1st | 4:48 | SC | Lloyd 5-yard pass from Rattler (Hemingway rush) (6-53-3:03) | 8-0 |
| 2nd | 12:04 | SC | Bell 1-yard run (Jeter kick) (9-95-4:42) | 15-0 |
| 2nd | 0:37 | SC | Rattler 6-yard run (Jeter kick) (6-63-2:25) | 22-0 |
| 3rd | 10:51 | SCSU | Nick 1-yard run (Zimmerman kick) (8-75-4:09) | 22-7 |
| 3rd | 8:17 | SC | Stogner 15-yard pass from Rattler (Jeter kick) (5-58-2:26) | 29-7 |
| 3rd | 0:52 | SC | Beal-Smith 1-yard run (Jeter kick) (9-73-3:50) | 36-7 |
| 4th | 10:31 | SC | Lloyd 2-yard run (Jeter kick) (1-2-0:05) | 43-7 |
| 4th | 6:48 | SCSU | Zimmerman 21-yard field goal (8-71-3:43) | 43-10 |
| 4th | 1:46 | SC | Doty 13-yard run (Herrera kick) (3-32-0:53) | 50-10 |

TEAM STATISTICS

| | SCSU | SC |
|----------------------------|-------------|-----------|
| First Downs | 13 | 21 |
| Rushing | 7 | 9 |
| Passing | 3 | 8 |
| Penalty | 3 | 4 |
| Net Yards Rushing | 145 | 185 |
| Rushing Attempts | 40 | 31 |
| Net Yards Passing | 75 | 219 |
| Cmp-Att-Int. | 7-18-3 | 24-30-2 |
| Total Offense Yards | 220 | 404 |
| Total Offense Plays | 58 | 61 |
| Fumbles: No.-Lost | 2-0 | 3-1 |
| Penalties: No.-Yards | 12-117 | 5-57 |
| Punts-Yards | 7-241 | 2-75 |
| Avg. Yards Per Punt | 34.4 | 37.5 |
| Punt Returns: No.-Yards | 0-0 | 1-30 |
| Kickoff Returns: No.-Yards | 1-7 | 3-56 |
| Interceptions: No.-Yards | 2-0 | 3-63 |
| Possession Time | 30:54 | 29:06 |
| Third Down Conversions | 1-12 | 5-10 |
| Fourth Down Conversions | 0-0 | 0-1 |
| Red Zone Scores-Chances | 2-2 | 7-8 |
| Sacks By: No.-Yards | 0-0 | 1-1 |
| PAT Kicks | 1-1 | 6-6 |
| Field Goals | 1-1 | 0-0 |

INDIVIDUAL STATISTICS

RUSHING: SCSU: Nick 14-95; Flowers 14-28; Smith 1-15; Austin 1-10; Benson 3-7; Shaw 3-0; Team 1-(-2); Fields Jr. 3-(-8). **SC:** Lloyd 11-80; Raattler 5-31; Miller 2-29; Beal-Smith 6-15; McDowell 4-13; Doty 1-13; Bell 2-4.

PASSING: SCSU: Fields Jr. 4-13-2-12; Nick 3-5-1-63. **SC:** Rattler 21-27-2-212; Doty 3-3-0-7.

RECEIVING: SCSU: Davis 3-62; James 2-11; White 1-3; Massey 1-(-1). **SC:** Wells Jr. 7-38; Brooks 3-61; Lloyd 3-11; Bell 2-48; Beal-Smith 2-13; McDowell 2-8; Stogner 1-15; A. Brown 1-11; Legette 1-7; Vann 1-5; Adkins 1-2.

PUNT RETURNS: SCSU: None. **SC:** Vann 1-30.

KICKOFF RETURNS: SCSU: Davis 1-7. **SC:** McDowell 3-56.

INTERCEPTION RETURNS: SCSU: Nichols 1-0; Keith 1-0. **SC:** Martin-Scott 1-37; Greene 1-26; Dial 1-0.

GM
6

South Carolina 24 #13/13 Kentucky 14

October 8, 2022
Kroger Field
Lexington, Ky.
61,612



LEXINGTON, KY. (AP) — Spencer Rattler overcame two early turnovers and threw the go-ahead touchdown pass in the third quarter, Jalen Brooks ran for an insurance score midway through the fourth and South Carolina scored 17 unanswered points to beat No. 13 Kentucky 24-14 on Saturday night for its third consecutive victory.

Kentucky started freshman Kaiya Sheron at quarterback in place of injured senior Will Levis, who wore a protective on his left foot.

MarShawn Lloyd scored a 2-yard touchdown run on the Gamecocks' first snap, immediately after Kentucky's Chris Rodriguez Jr. fumbled on the opening play. That quickly seized momentum against the Wildcats (3-3, 1-2 Southeastern Conference).

South Carolina (4-2, 1-2) moved ahead early in the third quarter, when Rattler (14 of 19, 177 yards) hit Antwane Wells Jr. in the flat and the junior darted past a defender for a 42-yard touchdown and 14-7 lead.

Mitch Jeter's 32-yard field goal later in the period provided a 10-point cushion that Brooks extended to 17 points with a 24-yard TD run with 7:02 remaining.

Sheron (15 of 27, 178 yards) tossed a 10-yard TD pass JuTahn McClain with 2:49 left, his second of the game, but the Wildcats fell for the second consecutive week in league play.

Mystery preceded this defeat as Levis entered Kroger Field with a boot on his left foot and did not participate in warmups with teammates. Earlier this week, Kentucky coach Mark Stoops referred to a finger injury Levis sustained in last week's 22-19 loss to No. 9 Mississippi, but didn't mention any foot injury and remained mum on the quarterback's status on Thursday.

Disaster quickly followed with Rodriguez's fumble, a blocked punt and Matt Ruffolo's missed 45-yard field goal that bounced off the left upright. Sheron regrouped to fake a toss to Rodriguez and hit wide-open Jordan Dingle for the tying touchdown in the second quarter, but Kentucky was held to its lowest output since losing 30-13 to top-ranked Georgia 30-13 last season.

THE TAKEAWAY

South Carolina: Gifted with a turnover on the first snap, the Gamecocks converted but couldn't reach the end zone until the third quarter. Rattler fumbled on a sack and was intercepted, but found a groove with short passes that turned into big gains. The defense limited Sheron's passing options after the TD to earn a much-needed win.

Kentucky: Offensive falloff was to be expected without Levis, but the Wildcats quickly dug a hole with a first-play fumble and special teams failures. Other than Sheron, the offense stalled. More puzzling were the defensive breakdowns that allowed Rattler to pick them apart, which is not good with red-hot Mississippi State up next.

| | | | | | |
|----------------|---|---|----|---|----|
| South Carolina | 7 | 0 | 10 | 7 | 24 |
| Kentucky | 0 | 7 | 0 | 7 | 14 |

SCORING SUMMARY

| | | | | |
|-----|-------|----|--|-------|
| 1st | 14:47 | SC | Lloyd 2-yard run (Jeter kick) (1-2-0:04) | 7-0 |
| 2nd | 8:30 | UK | Dingle 16-yard pass from Sheron (Ruffolo kick) (7-56-3:23) | 7-7 |
| 3rd | 12:47 | SC | Wells Jr. 42-yard pass from Rattler (Jeter kick) (6-75-2:13) | 14-7 |
| 3rd | 2:38 | SC | Jeter 32-yard field goal (14-70-7:01) | 17-7 |
| 4th | 7:02 | SC | Brooks 24-yard run (Jeter kick) (3-72-1:24) | 24-7 |
| 4th | 2:49 | UK | McClain 10-yard pass from Sheron (Ruffolo kick) (16-75-4:13) | 24-14 |

TEAM STATISTICS

| | SC | UK |
|----------------------------|---------|---------|
| First Downs | 15 | 18 |
| Rushing | 8 | 9 |
| Passing | 7 | 8 |
| Penalty | 0 | 1 |
| Net Yards Rushing | 179 | 121 |
| Rushing Attempts | 42 | 36 |
| Net Yards Passing | 177 | 178 |
| Cmp-Att-Int. | 14-19-1 | 15-27-1 |
| Total Offense Yards | 356 | 299 |
| Total Offense Plays | 61 | 63 |
| Fumbles: No.-Lost | 2-1 | 1-1 |
| Penalties: No.-Yards | 4-26 | 5-25 |
| Punts-Yards | 4-166 | 6-200 |
| Avg. Yards Per Punt | 41.5 | 33.3 |
| Punt Returns: No.-Yards | 2-35 | 1-11 |
| Kickoff Returns: No.-Yards | 1-24 | 0-0 |
| Interceptions: No.-Yards | 1-9 | 1-0 |
| Possession Time | 28:55 | 31:05 |
| Third Down Conversions | 6-14 | 3-12 |
| Fourth Down Conversions | 0-2 | 2-2 |
| Red Zone Scores-Chances | 2-3 | 2-2 |
| Sacks By: No.-Yards | 6-54 | 3-13 |
| PAT Kicks | 3-3 | 2-2 |
| Field Goals | 1-1 | 0-1 |

INDIVIDUAL STATISTICS

RUSHING: SC: Lloyd 22-110; Brooks 1-24; McDowell 5-17; Bell 4-12; A. Brown 1-9; Rattler 8-7; Team 1-0. **UK:** Rodriguez Jr. 22-126; McClain 3-19; Sheron 11-(-24).

PASSING: SC: Rattler 14-19-1-177. **UK:** Sheron 15-27-1-178.

RECEIVING: SC: Wells Jr. 3-66; Brooks 3-37; Lloyd 2-31; Vann 2-16; Bell 2-16; A. Brown 1-7; McDowell 1-4. **UK:** Magwood 2-37; Key 2-22; Bates 2-19; Brown 2-6; Robinson 1-27; Lewis 1-20; Dingle 1-16; McClain 2-10; Lewis 1-10; Harris 1-10; Rodriguez Jr. 1-7.

PUNT RETURNS: SC: Vann 1-18; Ford 1-17. **UK:** Brown 1-11.

KICKOFF RETURNS: SC: Legette 1-24. **UK:** None.

INTERCEPTION RETURNS: SC: Spaulding 1-9. **UK:** Wallace 1-0.


GM
7
South Carolina 30
Texas A&M 24

October 22, 2022
Williams-Brice Stadium
Columbia, S.C.
77,837


COLUMBIA, S.C. (AP) — South Carolina opened strong with 17 points in the first six minutes — sparked when Xavier Legette took the opening kickoff 100 yards for a touchdown — then held on to beat Texas A&M 30-24 on Saturday night.

The Gamecocks (5-2, 2-2 Southeastern Conference) returned the opening kickoff for a touchdown and turned a fumble and interception deep in Aggies territory into 10 more points and a 17-0 hole for Texas A&M (3-4, 1-3) just over five minutes in.

It's the first time the Gamecocks have beaten the Aggies since the SEC made them their Western Division rival in 2014 and the first time they've won four in a row since 2013, shaking off a 48-7 loss to No. 1 Georgia in the third game of the season.

"A month ago, I was asked if this team quit. That look like this team has quit?" South Carolina coach Shane Beamer said.

MarShawn Lloyd ran 18 times for 92 yards and had both of South Carolina's touchdowns in the second half to keep Texas A&M from climbing back in it.

Spencer Rattler was 12-of-25 passing for 168 yards for South Carolina. "We never quit. We keep fighting. That's what we are about," Rattler said.

Devon Achane ran 20 times for 99 yards for the Aggies. Hayes King was 17-of-32 passing for 178 yards, with a touchdown and an interception before leaving with an injury to his throwing shoulder in the fourth quarter. Coach Jimbo Fisher said he kept Hayes out of the rest of the game as a precaution.

Freshman Conner Weigman filled in and threw for 91 yards but neither of his two final Hail Mary tries made it to the end zone after Texas A&M recovered an onside kick at midfield with nine seconds left.

The loss puts even more pressure on Texas A&M coach Jimbo Fisher, whose team started the season ranked No. 6. The Aggies seem to play just under the level of their opponents, losing by six to South Carolina, four to No. 6 Alabama and three to Appalachian State.

"We have good players. We're right there, it's not like we're getting ran out of the stadium," Fisher said. "We've just got to find a way to make a play or two — all the sudden you will get over the hump. It's just the way it goes."

With a contract through 2031 paying him \$9 million a year, Fisher's job likely isn't in jeopardy. However, losing to South Carolina has been bad for several SEC coaches. Phillip Fulmer for Tennessee in 2008, Will Muschamp in 2014 and Dan Mullen in 2021 all lost their jobs shortly after losing to the Gamecocks.

THE TAKEAWAY

Texas A&M: Plenty of people expected the Aggies to challenge Alabama in the SEC West this season. Instead, it looks like a struggle to get to six wins and a bowl game. A win over UMass is probable. After that the Aggies need two wins out of four games — Ole Miss, Florida, at Auburn and at LSU.

South Carolina: Gamecocks fans chanted "Beamer Ball" during a late-game timeout in appreciation of second-year coach Shane Beamer. The Gamecocks only need to beat Missouri or Vanderbilt in the next two weeks to make a second straight bowl. And with the win, South Carolina has beaten every team in the current SEC.

| | | | | | |
|-----------------------|-----------|-----------|----------|----------|-----------|
| Texas A&M | 3 | 11 | 7 | 3 | 24 |
| South Carolina | 17 | 0 | 7 | 6 | 30 |

SCORING SUMMARY

| | | | | |
|-----|-------|------|--|-------|
| 1st | 14:46 | SC | Legette 100-yard kickoff return (Jeter kick) | 7-0 |
| 1st | 12:22 | SC | Jeter 23-yard field goal (4-0-0:50) | 10-0 |
| 1st | 9:51 | SC | Beal-Smith 5-yard run (Jeter kick) (4-36-1:44) | 17-0 |
| 1st | 6:28 | TAMU | Bond 51-yard field goal (8-41-3:23) | 17-3 |
| 2nd | 13:30 | TAMU | Bond 26-yard field goal (6-20-1:25) | 17-6 |
| 2nd | 2:00 | TAMU | Wright 9-yard pass from King (Stewart pass from King) (13-94-8:04) | 17-14 |
| 3rd | 3:25 | SC | Lloyd 18-yard run (Jeter kick) (6-51-2:47) | 24-14 |
| 3rd | 0:27 | TAMU | Achane 15-yard run (Bond kick) (3-24-1:21) | 24-21 |
| 4th | 3:08 | SC | Lloyd 4-yard run (Jeter kick blocked) (8-80-5:13) | 30-21 |
| 4th | 0:10 | TAMU | Bond 28-yard field goal (7-83-0:51) | 30-24 |

TEAM STATISTICS

| | TAMU | SC |
|----------------------------|-------------|-----------|
| First Downs | 23 | 13 |
| Rushing | 8 | 6 |
| Passing | 11 | 7 |
| Penalty | 4 | 0 |
| Net Yards Rushing | 129 | 118 |
| Rushing Attempts | 28 | 35 |
| Net Yards Passing | 269 | 168 |
| Cmp.-Att.-Int. | 25-47-1 | 12-25-0 |
| Total Offense Yards | 398 | 286 |
| Total Offense Plays | 75 | 60 |
| Fumbles: No.-Lost | 2-1 | 2-2 |
| Penalties: No.-Yards | 8-38 | 6-62 |
| Punts-Yards | 6-237 | 6-294 |
| Avg. Yards Per Punt | 39.5 | 49.0 |
| Punt Returns: No.-Yards | 4-14 | 1-4 |
| Kickoff Returns: No.-Yards | 2-25 | 1-100 |
| Interceptions: No.-Yards | 0-0 | 1-59 |
| Possession Time | 33:08 | 26:52 |
| Third Down Conversions | 5-14 | 8-16 |
| Fourth Down Conversions | 0-1 | 0-1 |
| Red Zone Scores-Chances | 4-4 | 4-5 |
| Sacks By: No.-Yards | 2-7 | 0-0 |
| PAT Kicks | 1-1 | 3-4 |
| Field Goals | 3-3 | 1-1 |

INDIVIDUAL STATISTICS

RUSHING: TAMU: Achane 20-99; King 3-19; Moss 2-9; Weigman 1-2; Team 1-0; Johnson Jr. 1-0. **SC:** Lloyd 18-92; Brooks 1-16; Beal-Smith 8-12; Bell 2-4; McDowell 2-0; Rattler 4-(-6).

PASSING: TAMU: King 17-32-1-178; Weigman 8-15-0-91. **SC:** Rattler 12-25-0-168.

RECEIVING: TAMU: Achane 7-57; Stewart 6-87; Green 4-38; Lane 3-20; Muhammad III 2-31; Wright 2-21; Brown 1-15. **SC:** Stogner 3-46; Wells Jr. 3-37; Vann 2-41; Lloyd 2-24; Bell 2-20.

PUNT RETURNS: TAMU: Muhammad III 4-14. **SC:** Vann 1-4.

KICKOFF RETURNS: TAMU: Achane 2-25. **SC:** Legette 1-100.

INTERCEPTION RETURNS: TAMU: None. **SC:** Rush 1-59.

GM
8

Missouri 23

#25/25 South Carolina 10

October 29, 2022

Williams-Brice Stadium
Columbia, S.C.
77,578

COLUMBIA, S.C. (AP) — Brady Cook ran for a touchdown and directed three long, first-half scoring drives as Missouri built a 17-0 lead on the way to its fourth straight win over No. 25 South Carolina, 23-10, on Saturday night.

Receiver Dominic Lovett had career highs with 10 catches for 148 yards while the Tigers' defense had 11 tackles behind the line of scrimmage and held the Gamecocks (5-3, 2-3 Southeastern Conference) to 203 total yards. The Tigers (4-4, 2-3) won their second straight after starting league play 0-3.

Missouri beat a ranked opponent for the first time since its 45-41 win over No. 17 LSU on Oct. 10, 2020.

It ended the Gamecocks four-game win streak — and also ended their stay in the national rankings after getting in this past week for the first time in four years.

Cook proved a steady hand against a South Carolina defense that was active and opportunistic in beating No. 19 Kentucky on Oct. 8 and Texas A&M last week.

Cook led a 15-play, 96-yard scoring drive that took up most of the first quarter and which he ended with his 3-yard burst to the end zone.

The Tigers went on another lengthy drive on their next possession, this one going 84 yards in 10 plays and finishing with Cody Schrader's 1-yard run.

Missouri looked to make it three-straight touchdown drives as it had a first-and-goal on the South Carolina 3. But the Gamecocks forced Cook into a couple of incompletes before settling for Harrison Mevis' 19-yard field goal and a 17-0 lead.

The Gamecocks could not dig themselves out of that hole and finished with its fewest points since losing to No. 1 Georgia 48-7 on Sept. 17.

Quarterback Spencer Rattler scored the team's lone touchdown on a 7-yard run right before halftime.

Rattler passed for just 146 yards with an interception and a fumble deep in Tigers' territory. Tailback MarShawn Lloyd, who ran for 451 yards and seven TDs as South Carolina won its past four, had just 30 yards on seven attempts.

Mevis added field goals of 50 and 32 yards for Missouri in the second half.

THE TAKEAWAY

Missouri: The Tigers moved the ball consistently on offense and were dominant on defense to totally take apart South Carolina. If Missouri can keep Cook protected and continue its defensive success on third downs (the Gamecocks converted just 5 of 13 chances), it will be in every game down the stretch.

South Carolina: All the good things the Gamecocks had gained on offense and defense during their four-game winning streak went up in smoke against Missouri. They'll have to get right in a hurry to reach a bowl game. After a trip to Vanderbilt, they finish with an Orange Crush of Florida, No. 3 Tennessee and No. 5 Clemson.

| | | | | | |
|----------------|---|----|---|---|----|
| Missouri | 7 | 10 | 3 | 3 | 23 |
| South Carolina | 0 | 7 | 3 | 0 | 10 |

SCORING SUMMARY

| | | | | |
|-----|-------|----|---|-------|
| 1st | 3:50 | MU | Cook 3-yard run (Mevis kick) (15-96-6:58) | 0-7 |
| 2nd | 11:29 | MU | Schrader 1-yard run (Mevis kick) (10-84-5:20) | 0-14 |
| 2nd | 4:59 | MU | Mevis 19-yard field goal (10-75-4:40) | 0-17 |
| 2nd | 0:47 | SC | Rattler 7-yard run (Jeter kick) (12-82-4:02) | 7-17 |
| 3rd | 4:12 | SC | Jeter 39-yard field goal (12-59-4:03) | 10-17 |
| 3rd | 1:47 | MU | Mevis 50-yard field goal (6-42-2:25) | 10-20 |
| 4th | 12:51 | MU | Mevis 32-yard field goal (5-34-2:00) | 10-23 |

TEAM STATISTICS

| | MU | SC |
|----------------------------|---------|---------|
| First Downs | 20 | 14 |
| Rushing | 9 | 5 |
| Passing | 10 | 7 |
| Penalty | 1 | 2 |
| Net Yards Rushing | 143 | 32 |
| Rushing Attempts | 43 | 23 |
| Net Yards Passing | 224 | 171 |
| Cmp.-Att.-Int. | 17-26-0 | 20-30-1 |
| Total Offense Yards | 367 | 203 |
| Total Offense Plays | 69 | 53 |
| Fumbles: No.-Lost | 0-0 | 2-1 |
| Penalties: No.-Yards | 6-45 | 5-45 |
| Punts-Yards | 4-156 | 6-261 |
| Avg. Yards Per Punt | 39.0 | 43.5 |
| Punt Returns: No.-Yards | 1-(-3) | 0-0 |
| Kickoff Returns: No.-Yards | 1-16 | 3-60 |
| Interceptions: No.-Yards | 1-0 | 0-0 |
| Possession Time | 36:35 | 23:25 |
| Third Down Conversions | 8-16 | 5-13 |
| Fourth Down Conversions | 0-0 | 0-0 |
| Red Zone Scores-Chances | 4-5 | 1-1 |
| Sacks By: No.-Yards | 4-28 | 1-2 |
| PAT Kicks | 2-2 | 1-1 |
| Field Goals | 3-4 | 1-1 |

INDIVIDUAL STATISTICS

RUSHING: MU: Schrader 22-81; Cook 11-53; Young 3-20; Burden 2-10; Lovett 1-2; Team 4-(-23). **SC:** Lloyd 7-30; Beal-Smith 3-3; McDowell 5-1; Rattler 8-(-2).

PASSING: MU: Cook 17-26-0-224. **SC:** Rattler 20-30-1-171.

RECEIVING: MU: Lovett 10-148; Schrader 2-32; Banister 2-28; Burden 2-5; Young 1-11. **SC:** Wells Jr. 7-52; Stogner 4-63; A. Brown 3-3; Legette 2-23; McDowell 2-5; Vann 1-20; Brooks 1-5.

PUNT RETURNS: MU: Burden 1-(-3). **SC:** None.

KICKOFF RETURNS: MU: Young 1-16. **SC:** Legette 2-48; Joyner 1-12.

INTERCEPTION RETURNS: MU: Norwood 1-0. **SC:** None.


GM
9

South Carolina 38 Vanderbilt 27



November 5, 2022
FirstBank Stadium
Nashville, Tenn.
28,553



NASHVILLE, TENN. (AP) — Spencer Rattler threw three touchdown passes and South Carolina became bowl-eligible with its sixth win of the season, a 38-27 victory over Vanderbilt on Saturday night.

Rattler threw a 29-yard TD pass to Xavier Legette, a 19-yard TD to Josh Vann and a 17-yard TD to Antwane Wells.

The Gamecocks (6-3, 3-3 Southeastern Conference) won their 14th straight game over the Commodores (3-6, 0-5).

South Carolina built a commanding 31-14 halftime lead and handed Vanderbilt its fifth straight loss.

The Commodores suffered their 26th consecutive SEC defeat despite a career-high 167 rushing yards from senior running back Ray Davis, a Temple transfer.

South Carolina scored 10 points off turnovers in the first quarter.

Darius Rush intercepted an underthrown pass by AJ Swann at the Gamecocks 30-yard line, setting up the game's first touchdown.

Five plays later, Legette got behind the coverage in the middle of the end zone for a 29-yard scoring strike from Rattler to give South Carolina a 7-0 lead.

The teams traded long TD passes before Swann fumbled during a sack at the Commodores 17, setting up Mitch Jeter's 31-yard field goal which extended the Gamecocks' lead to 17-7 with 21 seconds left in the first quarter.

THE TAKEAWAY

South Carolina: The Gamecocks' offense rambled for 492 yards and never trailed. South Carolina faces a difficult finish with games against Florida, No. 2 Tennessee and No. 5 Clemson.

Vanderbilt: Defense continues to be a problem for the Commodores, who have allowed 38 or more points in four of their last five games. Three tough games remain for Vanderbilt: Kentucky, Florida and Tennessee.

TEMPERS FLARE

Gamecocks cornerback Cam Smith and Commodores wide receiver Will Sheppard were flagged with personal fouls after getting into a shoving match with 37 seconds left in the first half. Players from both teams surrounded Smith and Sheppard during the scuffle.

The teams appeared to be yelling at each other from close range as they jogged to their locker rooms for halftime, but nothing escalated beyond that.

| | | | | | |
|----------------|----|----|---|---|----|
| South Carolina | 17 | 14 | 7 | 0 | 38 |
| Vanderbilt | 7 | 7 | 7 | 6 | 27 |

SCORING SUMMARY

| | | | | |
|-----|-------|----|--|-------|
| 1st | 11:23 | SC | Legette 29-yard pass from Rattler (Jeter kick) (5-70-2:15) | 7-0 |
| 1st | 9:30 | VU | Skinner Jr. 66-yard pass from Swann (Bulovas kick) (4-75-1:53) | 7-7 |
| 1st | 8:36 | SC | Wells Jr. 68-yard pass from Joyner (Jeter kick) (2-70-0:49) | 14-7 |
| 1st | 0:21 | SC | Jeter 31-yard field goal (4-4-1:12) | 17-7 |
| 2nd | 11:08 | VU | Skinner Jr. 9-yard pass from Swann (Bulovas kick) (8-75-4:13) | 17-14 |
| 2nd | 9:13 | SC | Beal-Smith 52-yard run (Jeter kick) (4-80-1:49) | 24-14 |
| 2nd | 1:22 | SC | Vann 19-yard pass from Rattler (Jeter kick) (9-72-2:12) | 31-14 |
| 3rd | 6:50 | VU | Smith 1-yard run (Bulovas kick) (11-81-5:51) | 31-21 |
| 3rd | 0:51 | SC | Wells Jr. 17-yard pass from Rattler (Jeter kick) (12-65-5:59) | 38-21 |
| 4th | 6:06 | VU | Davis 5-yard pass from Wright (pass failed) (11-87-4:18) | 38-27 |

TEAM STATISTICS

| | SC | VU |
|----------------------------|---------|---------|
| First Downs | 17 | 24 |
| Rushing | 7 | 13 |
| Passing | 9 | 7 |
| Penalty | 1 | 4 |
| Net Yards Rushing | 208 | 226 |
| Rushing Attempts | 35 | 41 |
| Net Yards Passing | 284 | 228 |
| Cmp.-Att.-Int. | 20-28-0 | 18-33-2 |
| Total Offense Yards | 492 | 454 |
| Total Offense Plays | 63 | 74 |
| Fumbles: No.-Lost | 1-1 | 3-2 |
| Penalties: No.-Yards | 12-116 | 5-37 |
| Punts-Yards | 5-268 | 2-103 |
| Avg. Yards Per Punt | 53.6 | 51.5 |
| Punt Returns: No.-Yards | 0-0 | 1-(-1) |
| Kickoff Returns: No.-Yards | 2-37 | 2-52 |
| Interceptions: No.-Yards | 2-5 | 0-0 |
| Possession Time | 29:13 | 30:47 |
| Third Down Conversions | 4-12 | 3-10 |
| Fourth Down Conversions | 1-2 | 1-2 |
| Red Zone Scores-Chances | 3-3 | 3-3 |
| Sacks By: No.-Yards | 2-13 | 1-2 |
| PAT Kicks | 5-5 | 3-3 |
| Field Goals | 1-1 | 0-1 |

INDIVIDUAL STATISTICS

RUSHING: SC: Bell 16-56; Beal-Smith 3-55; McDowell 5-48; Legette 2-28; Rattler 3-13; Wells Jr. 1-9; Joyner 1-8; Brooks 1-(-4); Team 3-(-5). **VU:** Davis 20-167; Wright 6-43; Smith 13-29; Swann 2-(-13).

PASSING: SC: Rattler 18-26-0-200; Joyner 1-1-0-68; Kroeger 1-1-0-16. **VU:** Swann 10-18-1-127; Wright 8-15-1-101.

RECEIVING: SC: Wells Jr. 4-110; Brooks 4-45; Vann 3-32; Bell 3-27; Legette 2-33; Brown 1-16; Hemingway 1-16; Adkins 1-6; Stogner 1-(-1). **VU:** Sheppard 6-95; Skinner Jr. 4-79; McGowan 4-20; Bresnahan 2-20; Ball 1-9; Davis 1-5.

PUNT RETURNS: SC: None. **VU:** Sheppard 1-(-1).

KICKOFF RETURNS: SC: Legette 1-20; McDowell 1-17. **VU:** McGowan 1-32; Lutz 1-20.

INTERCEPTION RETURNS: SC: Fortune 1-5; Rush 1-0. **VU:** None.

GM
10

Florida 38 South Carolina 6

November 12, 2022
Ben Hill Griffin Stadium
Gainesville, Fla.
89,454



GAINESVILLE, FLA. (AP) — Montrell Johnson Jr. ran for a career-high 161 yards and a touchdown, Anthony Richardson accounted for three scores in what might have been his final home game at Florida and the Gators steamrolled South Carolina 38-6 on Saturday.

Florida (6-4, 3-4 Southeastern Conference) avenged an ugly loss to the Gamecocks last season, won consecutive league games for the first time in nearly two years and became bowl eligible in coach Billy Napier's first season.

The Gators dominated from the start, scoring on their first four drives and leading 24-0 before South Carolina (6-4, 3-4) crossed midfield. Richardson opened the drubbing with a 3-yard run and doubled the lead with a 15-yard strike to Ricky Pearsall. Freshman Trevor Etienne had the play of the game: an 85-yard TD run that made it 21-0 late in the first quarter.

South Carolina's third quarter was somehow worse than its first. Coach Shane Beamer's team fumbled three times in its first four snaps out of the locker room, gift-wrapping three short fields for Florida that resulted in a missed field goal, a touchdown and a turnover on downs.

Florida's defense played its best game of the season, with the highlight coming when 415-pound defensive tackle Desmond Watson ripped the ball out of Jaheim Bell's arms and rambled 8 yards the other way. Watson was so tired that he barely celebrated when he reached teammates eagerly awaiting his arrival on the sideline.

Nonetheless, it was just the start of an hours-long party for the Gators, who finished with 374 yards rushing.

Richardson completed 11 of 23 passes for 112 yards and two touchdowns. He also ran for 96 yards and a score. Etienne finished with 100 yards on the ground.

At one point, Florida had three guys with at least 100 yards rushing — a feat last accomplished by the Gators in 1984. But Richardson lost 6 yards on a sack in the fourth before heading to the bench.

Little went right for South Carolina, which played without running back MarShawn Lloyd (thigh bruise).

FAKE PUNT

South Carolina's lone highlight was a fake punt late in the second quarter. Punter Kai Kroeger took the snap and connected with Dakereon Joyner for a 48-yard score. Joyner was all alone on the right side of the field and had one guy to beat, receiver Xzavier Henderson, for the touchdown.

| | | | | | |
|----------------|----|---|---|---|----|
| South Carolina | 0 | 6 | 0 | 0 | 6 |
| Florida | 21 | 3 | 7 | 7 | 38 |

SCORING SUMMARY

| | | | | |
|-----|------|----|--|------|
| 1st | 9:17 | UF | Richardson 3-yard run (Mihalek kick) (14-75-5:43) | 0-7 |
| 1st | 4:31 | UF | Pearsall 15-yard pass from Richardson (Mihalek kick) (7-64-2:40) | 0-14 |
| 1st | 1:59 | UF | Etienne 85-yard run (Mihalek kick) (2-85-0:21) | 0-21 |
| 2nd | 6:24 | UF | Mihalek 28-yard field goal (11-82-6:19) | 0-24 |
| 2nd | 1:52 | SC | Joyner 48-yard pass from Kroeger (Kroeger pass failed) (9-75-4:32) | 6-24 |
| 3rd | 9:43 | UF | Odom 4-yard pass from Richardson (Mihalek kick) (3-12-1:15) | 6-31 |
| 4th | 6:02 | UF | Johnson Jr. 8-yard run (Mihalek kick) (8-48-4:08) | 6-38 |

TEAM STATISTICS

| | SC | UF |
|----------------------------|---------|---------|
| First Downs | 11 | 26 |
| Rushing | 6 | 15 |
| Passing | 4 | 10 |
| Penalty | 1 | 1 |
| Net Yards Rushing | 44 | 374 |
| Rushing Attempts | 23 | 54 |
| Net Yards Passing | 193 | 141 |
| Cmp.-Att.-Int. | 19-27-0 | 13-25-0 |
| Total Offense Yards | 237 | 515 |
| Total Offense Plays | 50 | 79 |
| Fumbles: No.-Lost | 3-3 | 4-1 |
| Penalties: No.-Yards | 11-82 | 7-50 |
| Punts-Yards | 6-270 | 2-116 |
| Avg. Yards Per Punt | 45.0 | 58.0 |
| Punt Returns: No.-Yards | 1-37 | 3-0 |
| Kickoff Returns: No.-Yards | 2-30 | 0-0 |
| Interceptions: No.-Yards | 0-0 | 0-0 |
| Possession Time | 23:40 | 36:20 |
| Third Down Conversions | 3-11 | 9-15 |
| Fourth Down Conversions | 1-2 | 1-2 |
| Red Zone Scores-Chances | 0-1 | 5-8 |
| Sacks By: No.-Yards | 3-15 | 3-24 |
| PAT Kicks | 0-0 | 5-5 |
| Field Goals | 0-0 | 1-2 |

INDIVIDUAL STATISTICS

RUSHING: SC: Bell 12-30; Joyner 2-17; McDowell 2-11; Legette 1-(-1); Rattler 6-(-13). **UF:** Johnson Jr. 24-161; Etienne 8-100; Richardson 15-96; Wright 3-15; Lingard 1-10; Pearsall 1-7; Team 1-(-5); Crawshaw 1-(-10).

PASSING: SC: Rattler 18-26-0-145; Kroeger 1-1-0-48. **UF:** Richardson 11-23-0-112; Kitna 2-2-0-29.

RECEIVING: SC: Vann 3-40; Brooks 3-30; A. Brown 3-19; Joyner 2-73; Wells Jr. 2-16; Bell 2-6; Legette 2-6; McDowell 2-3. **UF:** Douglas 3-53; Henderson 2-15; Odom 2-6; Jackson 1-23; Pearsall 1-15; Zanders 1-11; Burke 1-6; Johnson Jr. 1-6; Pouncey 1-6.

PUNT RETURNS: SC: Vann 1-37. **UF:** Henderson 2-(-11); Pearsall 1-11.

KICKOFF RETURNS: SC: Legette 1-23; McDowell 1-7. **UF:** None.

INTERCEPTION RETURNS: SC: None. **UF:** None.


**GM
11**

South Carolina 63 #5/5 Tennessee 38



November 19, 2022
Williams-Brice Stadium
Columbia, S.C.
79,041



COLUMBIA, S.C. (AP) — Spencer Rattler had the best day of his unpredictable career, throwing for 438 yards and six touchdowns as South Carolina beat No. 5 Tennessee 63-38 on Saturday night, all but eliminating the Volunteers from the playoffs.

Tennessee (9-2, 6-2 Southeastern, No. 5 CFP) may have also lost Heisman Trophy candidate Hendon Hooker, who left the game in the fourth quarter with a leg injury, falling and fumbling without being hit.

Even before the injury, the quarterback of the night was Rattler, who went from Heisman contender to the bench at Oklahoma in 2021.

The junior came into the night with nine interceptions and eight touchdowns and averaging 198 yards a game passing. There were questions about whether the Gamecocks (7-4, 4-4) might want to test out the backup.

But Rattler was patient in the pocket, dropping passes into the narrowest of windows. He completed 30 of 37 passes and ran when he had to with five carries for 16 yards. And he even caught a pass in the red zone from Dakeron Joyner, who South Carolina typically uses as a running threat under center.

"He was on. You talk about players and being in the zone," South Carolina coach Shane Beamer said.

Rattler's best day before Saturday was 387 yards against Kansas State for Oklahoma in 2020 and five TDs for the Sooners against Western Carolina in 2021.

Antwane Wells Jr. caught 11 passes for 177 yards and Josh Vann and Jaheim Bell each caught two touchdowns for the Gamecocks. Joyner had two rushing scores.

"Our whole mindset going into this game was attack. You weren't going to win this game punting on fourth down," said Beamer, whose team converted both of its fourth down tries and were 8 of 11 on third down.

The Tennessee defense could do almost nothing to stop the 11th best offense in the SEC. The Gamecocks gained 606 yards after failing to get over 300 yards in three of their past four games.

The 63 points were the most the Vols have ever allowed in an SEC game, eclipsing the 62-37 loss to Steve Spurrier's Florida in 1995.

"This one needs to hurt," Tennessee coach Josh Heupel said at his news conference under the stands as shouts of "Game!" "Cocks!" could be heard from students who rushed the field.

Hooker was 25 of 42 for 247 yards and three TDs before his injury. He didn't have his typical crisp game, overthrowing receivers and missing a few wide open throws. There was no immediate word on the severity of his hurt leg, but he did not return to the game.

SAND(STORM) THE FIELD

Beamer said before the game his youngest daughter Olivia texted him and said all she wanted for Christmas was to storm the field.

Sure enough, South Carolina fans rushed out of the stands after the win. It was so chaotic, Beamer couldn't find her. But he remembered.

"Santa will certainly bring you something, but Mom and I are certainly out of presents," Beamer said.

THE TAKEAWAY

Tennessee: A promising season for Tennessee imploded when the defense could not make a stop. South Carolina scored touchdowns on nine of 11 drives. One of the unsuccessful ones was a one-play drive that ended the first half.

South Carolina: The Gamecocks beat a Top 5 team for only the seventh time. It was their biggest win since knocking off No. 2 Georgia 20-17 in 2019 in double overtime. The 63 points were the most in an SEC game by the Gamecocks since they beat Mississippi State 65-39 in 1995.

| | | | | | |
|----------------|----|----|---|----|----|
| Tennessee | 7 | 17 | 7 | 7 | 38 |
| South Carolina | 21 | 14 | 7 | 21 | 63 |

SCORING SUMMARY

| | | | | |
|-----|-------|----|---|-------|
| 1st | 10:34 | SC | Bell 19-yard pass from Rattler (Jeter kick) (9-75-4:26) | 7-0 |
| 1st | 9:30 | UT | Small 31-yard run (McGrath kick) (4-75-1:04) | 7-7 |
| 1st | 6:25 | SC | Vann 60-yard pass from Rattler (Jeter kick) (5-65-2:59) | 14-7 |
| 1st | 1:15 | SC | McDowell 11-yard pass from Rattler (Jeter kick) (7-64-3:18) | 21-7 |
| 2nd | 12:24 | UT | Tillman 3-yard pass from Hooker (McGrath kick) (14-75-3:51) | 21-14 |
| 2nd | 9:06 | SC | Joyner 1-yard run (Jeter kick) (7-74-3:18) | 28-14 |
| 2nd | 4:58 | UT | McGrath 27-yard field goal (12-65-4:08) | 28-17 |
| 2nd | 2:04 | SC | Vann 18-yard pass from Rattler (9-75-2:54) | 35-17 |
| 2nd | 0:12 | UT | McCoy 7-yard pass from Hooker (McGrath kick) (11-75-1:52) | 35-24 |
| 3rd | 9:53 | UT | Fant 41-yard pass from Hooker (McGrath kick) (6-74-1:01) | 35-31 |
| 3rd | 5:03 | SC | Wells Jr. 3-yard run (Jeter kick) (9-65-4:50) | 42-31 |
| 4th | 11:41 | SC | Bell 2-yard pass from Rattler (Jeter kick) (11-75-6:12) | 49-31 |
| 4th | 9:26 | SC | Joyner 3-yard run (Jeter kick) (4-17-2:02) | 56-31 |
| 4th | 2:06 | SC | Brooks 20-yard pass from Rattler (Jeter kick) (9-82-5:13) | 63-31 |
| 4th | 1:14 | UT | Tillman 21-yard pass from Milton III (McGrath kick) (4-75-0:46) | 63-38 |

TEAM STATISTICS

| | UT | SC |
|----------------------------|---------|---------|
| First Downs | 31 | 35 |
| Rushing | 8 | 12 |
| Passing | 18 | 19 |
| Penalty | 5 | 4 |
| Net Yards Rushing | 152 | 153 |
| Rushing Attempts | 28 | 38 |
| Net Yards Passing | 355 | 453 |
| Cmp.-Att.-Int. | 29-50-0 | 31-38-0 |
| Total Offense Yards | 507 | 606 |
| Total Offense Plays | 78 | 76 |
| Fumbles: No.-Lost | 1-1 | 0-0 |
| Penalties: No.-Yards | 7-60 | 9-75 |
| Punts-Yards | 3-107 | 1-55 |
| Avg. Yards Per Punt | 35.7 | 55.0 |
| Punt Returns: No.-Yards | 1-9 | 0-0 |
| Kickoff Returns: No.-Yards | 3-53 | 2-45 |
| Interceptions: No.-Yards | 0-0 | 0-0 |
| Possession Time | 21:02 | 38:58 |
| Third Down Conversions | 5-12 | 8-11 |
| Fourth Down Conversions | 2-3 | 2-2 |
| Red Zone Scores-Chances | 4-5 | 8-8 |
| Sacks By: No.-Yards | 1-10 | 1-10 |
| PAT Kicks | 5-5 | 9-9 |
| Field Goals | 1-1 | 0-0 |

INDIVIDUAL STATISTICS

RUSHING: UT: Small 11-80; Wright 6-28; Hooker 5-25; Milton III 2-17; Sampson 4-2. **SC:** Bell 17-82; A. Brown 3-39; Joyner 6-21; Rattler 5-16; Wells Jr. 1-3; Legette 2-(-2); Teama 1-(-2); McDowell 3-(-4).

PASSING: UT: Hooker 25-42-0-247; Milton III 4-8-0-108. **SC:** Rattler 30-37-0-438; Joyner 1-1-0-15.

RECEIVING: UT: Tillman 9-81; Hyatt 6-65; White 5-96; McCoy 3-19; Fant 2-57; Keyton 2-33; Warren 1-6; Saampson 1-(-2). **SC:** Wells Jr. 11-177; Bell 5-39; Vann 2-78; Brooks 2-56; Adkins 2-20; McDowell 2-18; Joyner 2-13; Kenion 1-21; Rattler 1-15; Legette 1-7; A. Brown 1-6; Stogner 1-3.

PUNT RETURNS: UT: Williams 1-9. **SC:** None.

KICKOFF RETURNS: UT: Holiday 3-53. **SC:** Vann 2-45.

INTERCEPTION RETURNS: UT: None. **SC:** None.

GM
12South Carolina 31
#7/8 Clemson 30November 26, 2022
Ben Hill Griffin Stadium
Gainesville, Fla.
89,454

CLEMSON, S.C. (AP) — Spencer Rattler threw for 360 yards and two touchdowns, Mitch Jeter hit the go-ahead field goal with 11 minutes left and South Carolina crushed the playoff hopes of a second straight top-10 team with a 31-30 victory at No. 7 Clemson on Saturday.

The Gamecocks (8-4, 3-2 SEC) were the talk of college football last week after their 63-38 dismantling of then fifth-ranked Tennessee, ending the Vols' hopes of a College Football Playoff berth.

South Carolina and Rattler, who threw for 438 yards and six touchdowns against Tennessee, ended any chance Clemson (10-2, 6-1 ACC, CFP No. 8) had of reaching the CFP. The Gamecocks rallied from 14-0 down 10 minutes in to end Clemson's seven-game series winning streak and 40-game home streak that dated to 2016.

Antwane Wells Jr. had nine catches for 131 yards, including touchdowns of 4 and 72 yards.

Clemson was looking to set a series record with its eighth in a row over South Carolina. And the Tigers were up 30-21 midway through the third period after Will Shipley's 11-yard burst to the end zone.

That's when Wells, the James Madison transfer, broke behind the defense for a 72-yard scoring catch two plays later.

After Clemson's three-and-out, Rattler moved the Gamecocks to the Tigers 10 before Jeter connected for a 35-yard kick to go 10 of 10 on the season.

Clemson had no answer after South Carolina took the lead. The Tigers managed only 15 yards on three series as DJ Uiagalelei went a combined 0-of-6 passing with an interception.

Clemson got the ball back a final time with 2:09 left, but Antonio Williams fumbled on a punt return and South Carolina's Nick Emmanwori recovered.

The Gamecocks went wild in celebration, rushing to the team's fans and band in Death Valley's West end zone.

Wells wrapped it up with his final catch for a first down with 1:04 left. Rattler took the final snap and heaved the ball high in the air in joy.

THE TAKEAWAY

South Carolina: The Gamecocks probably wish there was more left to the season. It's been a landmark regular season in Shane Beamer's second season as coach, with wins over ranked Kentucky, vs. Texas A&M and against the seemingly CFP-bound Vols before beating rival Clemson.

Clemson: This was not the way the Tigers hoped to head into the ACC title game against North Carolina next week. Clemson needed to win out and defeat the Tar Heels for any chance to reach the College Football Playoff.

| | | | | | |
|----------------|----|----|----|---|----|
| South Carolina | 0 | 14 | 14 | 3 | 31 |
| Clemson | 14 | 9 | 7 | 0 | 30 |

SCORING SUMMARY

| | | | | |
|-----|-------|----|---|-------|
| 1st | 12:15 | CU | Trotter 35-yard interception return (Potter kick) | 0-7 |
| 1st | 5:52 | CU | Uiagalelei 9-yard run (Potter kick) | 0-14 |
| 2nd | 13:59 | SC | Wells Jr. 4-yard pass from Rattler (Jeter kick) (8-51-3:08) | 7-14 |
| 2nd | 10:05 | CU | SAFETY: Rattler tackled in end zone | 7-16 |
| 2nd | 8:24 | SC | Rattler 4-yard run (Jeter kick) (4-37-1:31) | 14-16 |
| 2nd | 6:14 | CU | Williams 11-yard pass from Uiagalelei (Potter kick) (5-75-2:10) | 14-23 |
| 3rd | 12:06 | SC | Bell 2-yard run (Jeter kick) (4-26-1:52) | 21-23 |
| 3rd | 4:35 | CU | Shipley 11-yard run (Potter kick) (6-47-2:35) | 21-30 |
| 3rd | 3:45 | SC | Wells Jr. 72-yard pass from Rattler (Jeter kick) (2-75-0:50) | 28-30 |
| 4th | 10:54 | SC | Jeter 35-yard field goal (10-54-6:21) | 31-30 |

TEAM STATISTICS

| | SC | CU |
|----------------------------|---------|--------|
| First Downs | 14 | 17 |
| Rushing | 2 | 10 |
| Passing | 11 | 5 |
| Penalty | 1 | 2 |
| Net Yards Rushing | 55 | 237 |
| Rushing Attempts | 31 | 37 |
| Net Yards Passing | 360 | 99 |
| Cmp.-Att.-Int. | 25-39-2 | 8-29-1 |
| Total Offense Yards | 415 | 336 |
| Total Offense Plays | 70 | 66 |
| Fumbles: No.-Lost | 0-0 | 2-2 |
| Penalties: No.-Yards | 5-55 | 3-23 |
| Punts-Yards | 7-376 | 9-410 |
| Avg. Yards Per Punt | 53.7 | 45.6 |
| Punt Returns: No.-Yards | 2-33 | 3-37 |
| Kickoff Returns: No.-Yards | 2-42 | 1-27 |
| Interceptions: No.-Yards | 1-0 | 2-35 |
| Possession Time | 32:57 | 27:03 |
| Third Down Conversions | 3-13 | 7-16 |
| Fourth Down Conversions | 2-2 | 0-0 |
| Red Zone Scores-Chances | 4-5 | 3-3 |
| Sacks By: No.-Yards | 1-6 | 4-12 |
| PAT Kicks | 4-4 | 4-4 |
| Field Goals | 1-1 | 0-0 |

INDIVIDUAL STATISTICS

RUSHING: SC: Bell 9-29; Lloyd 11-17; Brooks 10-15; Beal-Smith 2-2; Joyner 1-(-1); Team 1-(-2); Rattler 6-(-5). **CU:** Shipley 15-132; Uiagalelei 12-51; Mafah 7-42; Pace 2-8; Williams 1-4.

PASSING: SC: Rattler 25-39-2-360. **CU:** Uiagalelei 8-29-1-99.

RECEIVING: SC: Wells Jr. 9-131; Adkins 4-62; Brooks 3-33; Vann 2-56; A. Brown 2-3; Bell 2-2; McDowell 1-65; Stogner 1-5; Lloyd 1-3. **CU:** Collins 2-65; Shipley 2-13; Williams 2-11; Ngata 1-7; Briningstool 1-3.

PUNT RETURNS: SC: A. Brown 2-33. **CU:** Williams 3-37.

KICKOFF RETURNS: SC: Legette 2-42. **CU:** Mafah 0-19; Shipley 1-8.

INTERCEPTION RETURNS: SC: Dial 1-0. **CU:** Trotter Jr. 1-35; Mickens 1-0.

collegepressbox
SINCE 2005 EVERYTHING BUT THE PREGAME MEAL



NATIONAL CHAMPIONSHIP

131 Teams

10 Conferences

42 Bowls

25 Awards

collegepressbox is the official
media website for Division I football

Access and download game notes, quotes, statistics, media guides,
headshots, logos and more for all FBS schools, conferences,
postseason games, awards and the College Football Playoff

**For access, please register for an account at:
collegepressbox.com/register**

 [collegepressbox](https://twitter.com/collegepressbox)

 [collegepressboxvideo](https://www.youtube.com/collegepressboxvideo)