



AINIAS SMITH
WR



95 NIK CONSTANTINOU
P



26 DEMANI RICHARDSON
DB

BRYCE FOSTER
OL



LAYDEN ROBINSON
OL



2022
TEXAS A&M FOOTBALL

MEDIA GUIDE





MIKE EVANS
HALL OF FAME INDUCTEE



JOHNNY MANZIEL
HALL OF FAME INDUCTEE



LUKE JOECKEL
HALL OF FAME INDUCTEE



2022

TEXAS A&M FOOTBALL

MEDIA GUIDE



TEXAS A&M

collegepressbox
SINCE 2005 EVERYTHING BUT THE PREGAME MEAL

2023

NATIONAL CHAMPIONSHIP

131 Teams

10 Conferences

42 Bowls

25 Awards

collegepressbox is the official
media website for Division I football

Access and download game notes, quotes, statistics, media guides,
headshots, logos and more for all FBS schools, conferences,
postseason games, awards and the College Football Playoff

**For access, please register for an account at:
collegepressbox.com/register**

 [collegepressbox](https://collegepressbox.com)

 [collegepressboxvideo](https://collegepressboxvideo.com)

TABLE OF CONTENTS

TABLE OF CONTENTS / QUICK FACTS

2	Quick Facts
2	2022 Schedule/2021 Results

MEDIA INFORMATION

3-4	Media Info & Policies
4	SEC Head Coaches Teleconference Lineup
5	12thMan.com & social media
6-7	Facility Renovations
8	Texas A&M Logo Guide

THIS IS TEXAS A&M

10	Texas A&M Historical Highlights
11	Texas A&M at a Glance
12-13	Traditions at Texas A&M
14	Welcome to Aggieland
15	University President M. Katherine Banks
16	Follow the Aggies on All Platforms

THE 2022 AGGIES

18-19	Alphabetical / Numerical Rosters
20	Squad Breakdown
21-36	Returning Players
38-44	Newcomers

MEET THE COACHES

46-48	Jimbo Fisher, Head Coach
49-50	Fisher's Record as a Head Coach
51	Elijah Robinson, Asst. Head Coach/Run Game Coord./Defensive Line
52	Darrell Dickey, Offensive Coordinator/Quarterbacks
53	DJ Durkin, Defensive Coordinator
54	James Coley, co-Offensive Coordinator/Tight Ends
55	Tyler Santucci, co-Defensive Coordinator/Linebackers
56	Steve Addazio, Assistant Coach/Offensive Line
57	Dameyune Craig, Assistant Coach/Wide Receivers
58	Terry Price, Assistant Coach/Defensive Ends
59	Tommie Robinson, Assistant Coach/Running Backs
60	TJ Rushing, Assistant Coach/Defensive Backs
61	Jerry Schmidt, Director of Athletic Performance
62	Mark Robinson, Associate AD for Football
63	Football Support Staff
64	Ross Bjork, Director of Athletics

2021 SEASON IN REVIEW

66-82	Season Statistics
-------	-------------------

RECORDS AND HISTORY

84-86	Rushing
87	Total Offense / All-Purpose Yards
88-89	Passing
90-91	Receiving
92	Scoring
93	Field Goals
94	Extra Points / Punt Returns
95	Kickoff Returns / Punting
96	Defense
97-99	Annual Statistical Leaders
100-102	Freshman Records
102-103	Team Records
104	Miscellaneous / Opponent Records
105-106	Annual Team Statistics
106	A&M Winning Streaks
107	Aggies in the NCAA Rankings
108	Year-by-Year Team Record
109-120	Year-by-Year Results
121	All-Time Record vs. Opponents / Record by Decade
122-130	Series History vs. Opponents
130	Record at Kyle Field by Decade
131	Kyle Field/Timeline
132	Overtime History / Attendance Records
133-134	All-Time Television Appearances
135	Head Coaches by Wins, Winning Percentage
136	Assistant Coach History
137-138	All-Americans/All-Conference Selections
139	Conference Award Winners/Various Honors
140	Academic Honors
141-147	Letterwinners
148	Bowl History
149-152	Texas A&M in the Associated Press Rankings

AGGIES IN THE PROS

154	Aggies on NFL Rosters (<i>as of June 1, 2022</i>)
155-157	Aggies in the Pros History
158-160	Aggies in the Draft

ATHLETICS COMMUNICATIONS



ALAN CANNON
ASSOCIATE AD,
ATHLETICS COMMUNICATIONS



RACHEL PERREAULT
ASSISTANT DIRECTOR,
ATHLETICS COMMUNICATIONS



BRAD MARQUARDT
ASSISTANT AD,
ATHLETICS COMMUNICATIONS

2022 TEXAS A&M FOOTBALL MEDIA GUIDE

Produced by Texas A&M Athletics Communications Office

EDITORS: Marissa Avanzato, Alan Cannon, Brandon Collins, Thomas Dick, Shelby Hild, Brad Marquardt, Rachel Perreault, Tyler Pounds, Evan Roberts

CONTRIBUTORS: A&M Marketing & Communications

PHOTOGRAPHY: Craig Bisacre, Glen Johnson, Thomas Campbell, Sam Craft, Andy Hancock, ESPN Media Services

PAGE LAYOUT & DESIGN: Rachel Perreault

COVER DESIGN: Nick Adkins

QUICK FACTS

TEXAS A&M QUICK FACTS

LOCATION: Bryan-College Station, Texas 77843
FOUNDED: 1876 (First classes)
ENROLLMENT: 73,284 (Fall 2021)
PRESIDENT: M. Katherine Banks (Florida '82)
CHANCELLOR: John Sharp (Texas A&M '72)
FACULTY REPRESENTATIVE:
 Dr. Paul Batista (Trinity '73)
DIRECTOR OF ATHLETICS:
 Ross Bjork (Emporia State '95)
ATHLETIC DEPT PHONE: (979) 845-5129
CONFERENCE: Southeastern
AFFILIATION: NCAA Division I
NICKNAME: Aggies
MASCOT: Reveille (American Collie)
COLORS: Maroon and White

FOOTBALL QUICK FACTS

HEAD COACH:

JIMBO FISHER (Salem University '90)
 Year at Texas A&M: 5th (34-14, 4 yr)
 Year as head coach: 13th (117-37, 12 yrs)

ASSISTANT COACHES:

ELIJAH ROBINSON
 Asst. Head Coach/Run Game Coordinator/
 Defensive Line (Penn State '08)

DARRELL DICKEY
 Offensive Coordinator/Quarterbacks
 (Kansas State '83)

DJ DURKIN
 Defensive Coordinator
 (Bowling Green '00)

JAMES COLEY
 Co-Offensive Coordinator/Tight Ends
 (Florida State '97)

TYLER SANTUCCI
 Co-Defensive Coordinator/Linebackers
 (Stony Brook '10)

STEVE ADDAZIO
 Offensive Line (Central Connecticut St. '81)

DAMEYUNE CRAIG
 Wide Receivers (Auburn '02)

TERRY PRICE
 Defensive Ends (Texas A&M '92)

TOMMIE ROBINSON
 Running Backs (Troy '85)

TJ RUSHING
 Defensive Backs (Stanford '06)

BRANDON SANDERS
 Head Strength & Conditioning Coach (NC State '04)

KYLE FIELD QUICK FACTS

STADIUM: Kyle Field
CAPACITY: 102,733
LARGEST CROWD: 110,633 (vs. Ole Miss, Oct. 11, 2014)
PLAYING SURFACE: Natural grass
FIRST YEAR OF FOOTBALL: 1905
STADIUM BUILT: 1927 and 1929 (*Redeveloped for 2015 season*)

TEAM INFORMATION

BASIC OFFENSE: Pro
BASIC DEFENSE: Multiple
2021 OVERALL RECORD: 8-4
2021 CONFERENCE RECORD (FINISH): 4-4 (t3rd in SEC West)
2021 BOWL: TaxSlayer Gator Bowl (DNP, COVID)

2022 SCHEDULE

SEPT	DATE	OPPONENT	LOCATION	STATUS
3		SAM HOUSTON	Bryan-College Station	A&M leads.....12-0
10		APPALACHIAN STATE	Bryan-College Station	First meeting
17		MIAMI (Fla.)	Bryan-College Station	Miami leads 2-1
24		vs. Arkansas	Arlington, Texas	Arkansas leads....42-33-3
OCTOBER				
1		at Mississippi State	Starkville, Miss.	Mississippi St. leads...8-7
8		at Alabama	Tuscaloosa, Ala.	Alabama leads..... 11-4
22		at South Carolina	Columbia, S.C.	A&M leads 8-0
29		OLE MISS	Bryan-College Station	A&M leads..... 9-4
NOVEMBER				
5		FLORIDA	Bryan-College Station	A&M leads.....3-2
12		at Auburn	Auburn, Ala.	A&M leads7-5
19		UMASS	Bryan-College Station	First meeting
26		LSU	Bryan-College Station	LSU leads35-22-3

2021 RESULTS

8-4 Overall • 4-4 vs. SEC • Home 6-1 • Away 2-2 • Neutral 0-1 • vs. Top 25 2-2

SEPT	DATE	OPPONENT	TV	NTK	OPP RANK (AP/COACHES)	RESULT	SCORE
4	[6/6]	KENT STATE	ESPNU			W	41-10..... 100,339
11	[5/5]	vs. Colorado	FOX			W	10-7..... 61,203
18	[7/5]	NEW MEXICO	SEC NTK			W	34-0..... 98,780
25	[7/5]	vs. Arkansas	CBS	[16/18]		L	10-20.....57,992
OCTOBER							
2	15/15	MISSISSIPPI STATE	SEC NTK			L	22-26..... 102,272
9	[RV/RV]	ALABAMA	CBS	[1/1]		W	41-38..... 106,815
16	[21/18]	at Missouri	SEC NTK			W	35-14.....48,139
23	[17/17]	SOUTH CAROLINA	SEC NTK			W	44-14..... 103,889
NOVEMBER							
6	[13/12]	AUBURN	CBS	[12/14]		W	20-3.....109,835
13	[11/11]	at Ole Miss	ESPN	[12/12]		L	19-29..... 64,425
20	[16/16]	Prairie View A&M	SEC NTK+			W	52-3..... 98,251
27	[14/14]	at LSU	ESPN			L	24-27..... 91,595

FOOTBALL ATHLETICS COMMUNICATIONS STAFF

ALAN CANNON, Associate AD, Athletics Communications
E-MAIL: acannon@athletics.tamu.edu
CELL: 979-777-4200

BRAD MARQUARDT, Assistant AD, Athletics Communications
E-MAIL: bmarquardt@athletics.tamu.edu
CELL: 979-229-8651

RACHEL PERREAULT, Assistant Director
E-MAIL: rperreault@athletics.tamu.edu
CELL: 603-767-6492

ATHCOMM MAILING ADDRESS
 Texas A&M Athletics Communications
 1228 TAMU
 College Station, TX 77843-1228

ATHCOMM OVERNIGHT ADDRESS
 Texas A&M Athletics
 Media Relations
 756 Houston St.
 College Station, TX 77843

ATHCOMM OFFICE PHONE: 979/845-5725

KYLE FIELD PRESS BOX: 979/862-5475

MEDIA INFORMATION



CREDENTIALS

Media credentials should be requested via www.sportssystem.com/clients/seccredentials at least one week in advance of game and will be mailed if time permits. Otherwise, credentials can be picked up at Media Will Call inside Entry 7 (east side of Kyle Field, near the northeast activation tower). Media Will Call opens four hours prior to game time. The Kyle Field press box seats approximately 120 working media members. Media seating is limited, so credentials will be issued according to Texas A&M and the SEC credential guidelines, which can be found at www.12thMan.com/media.

PHOTOGRAPHERS

Photo credentials should be requested in the same manner as regular media credentials. Camera persons must stay out of the team area on both sidelines or they will be escorted from the stadium. Photographers are required to kneel in the end zone areas. Photo credentials will be issued according to Texas A&M and the SEC credential guidelines, which can be found at www.12thMan.com/media.

PHOTOS VIA E-MAIL

Members of the media can receive high resolution digital images of Texas A&M's coaches and players via electronic mail by contacting: **CRAIG BISACRE** <cbisacre@athletics.tamu.edu>

MEDIA ENTRANCE

To reach the press box, media members must enter through Entry 7 (east side of Kyle Field, near the northeast activation tower). The main press box (writing press / radio crews) is located on the 800 level, while the television broadcast level is on the stadium's west side, 550 level. Photographers should also enter through Entry 7 with the photo work room located just off that entry to the stadium.

GAME DAY SERVICES

Play-by-play, halftime and complete team and individual statistics will be provided, along with postgame quotes and notes. Game notes and quotes will be posted on Texas A&M's official website promptly after the conclusion of the game (12thMan.com).

INTERNET ACCESS

Wireless internet access is available throughout the stadium. Access to the wireless internet requires a password, which can be obtained from a member of the TAMU Athletics Communications staff. Additionally, ethernet ports are available in the press box, radio booths, TV booths, photo work room and home interview room.

PREGAME MEALS

Complimentary pregame meals will be served in the press box. Bottled water, soft drinks and coffee will be available in the press box.

PRESS BOX

The main press box is located at the 800 level on the east side of Kyle Field, or the side facing Houston Street, and can be accessed through the elevator at Entry 7 near the northeast corner of the stadium lettering on the stadium's side. The TV broadcast booths are located on the west side of the stadium.

WILL CALL

Media Will Call is located at Entry 7, on the east side of the stadium near the northeast activation tower.

SATELLITE AND MICROWAVE REMOTES

Outlets wishing to bring satellite and microwave news units to Kyle Field must contact the SID office prior to Wednesday of game week to assure adequate parking space is available near the stadium. For unit parking information, contact **ALAN CANNON** <acannon@athletics.tamu.edu>.

MEDIA INFORMATION



PRACTICE

All practices are closed to the public, and only the first 20 minutes of the workout will be open for members of accredited media outlets. Media members wishing to attend the beginning of practice should contact the SID office for exact starting times and location.

INTERVIEW POLICY

ALL interviews must be requested with a minimum 24-hour notice. For best results, interviews should be conducted at Texas A&M football's weekly press conference.

WEEKLY RELEASE VIA E-MAIL

To receive the weekly football release via electronic mail, members of the media can send an e-mail message to: **RACHEL PERREAULT** <rperreault@athletics.tamu.edu> The release is also posted on 12thMan.com in text format and Adobe PDF format.

SEC HEAD COACHES TELECONFERENCE

The Southeastern Conference will host individual telephonic news conferences with each head coach on Wednesdays, starting at 10:00 a.m. (Central time), during the 2022 season. Those media wishing to dial into the conference call should contact Chuck Dunlap (cdunlap@sec.org) in the SEC office for the call-in and replay numbers.



The call will be available live and archived on www.secdigitalnetwork.com.

Teleconferences are scheduled for every Wednesday during the season. Coaches will appear in the following order:

10:00 a.m.	Brian Kelly	LSU
10:10 a.m.	Kirby Smart	Georgia
10:20 a.m.	Billy Napier	Florida
10:30 a.m.	Clark Lea	Vanderbilt
10:40 a.m.	Nick Saban	Alabama
10:50 a.m.	Josh Heupel	Tennessee
11:00 a.m.	Sam Pittman	Arkansas
11:10 a.m.	Shane Beamer	South Carolina
11:20 a.m.	Lane Kiffin	Ole Miss
11:30 a.m.	Jimbo Fisher	Texas A&M
11:40 a.m.	Mark Stoops	Kentucky
11:50 a.m.	Mike Leach	Mississippi State
12:00 p.m.	Elijah Drinkwitz	Missouri
12:10 p.m.	Bryan Harsin	Auburn

AGGIES ONLINE

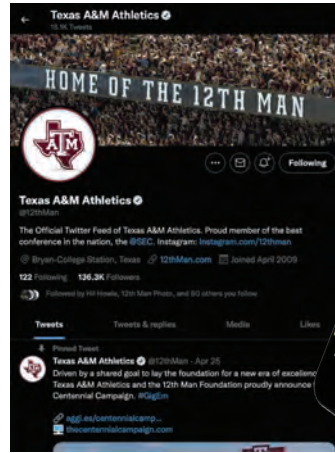


TEXAS A&M ATHLETICS SOCIAL

@12THMAN



Texas A&M is a national leader in the ever-evolving world of college social media - the university's social media program has been cited by publications like USA Today, The Daily Beast, P.C. Magazine, and numerous blogs for its social media savvy. The university is regularly recognized as one of the most influential and most engaging colleges online. As of press time, Texas A&M has surpassed more than 647,000 followers on Facebook, 278,000 followers on Twitter, 286,000 on Instagram, and 28,000 on Youtube.



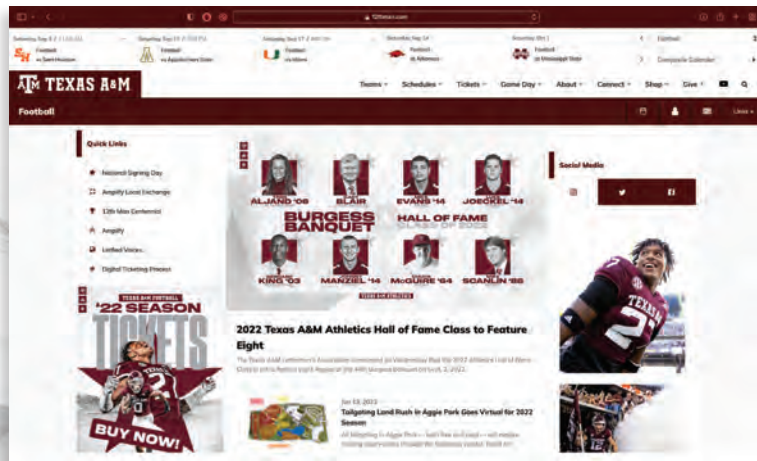
MEDIA INFO



FIND US ONLINE:

12THMAN.COM

Everything you need to know about the Texas A&M Athletics Program.



NEW FACILITIES PROJECTS

Texas A&M Athletics has begun the process of building several new facilities projects for its student-athletes. These will be completed over the next several years.

INDOOR TRACK STADIUM

ACADEMIC & WELLNESS CENTER





FOOTBALL INDOOR PERFORMANCE CENTER

BRIGHT FOOTBALL COMPLEX

TEXAS A&M LOGO MARKS

QUICK FACTS

- ★ **LOCATION** College Station, TX (in the heart of the Dallas-Austin-Houston triangle)
- COLORS** Maroon & White (Pantone 7421 or custom Pantone mix)
- NICKNAME** Aggies
- MASCOT** Reveille
- FOUNDED** 1876 (first public university in Texas)
- ENROLLMENT** 73,284 students




ATHLETICS PRIMARY MARK

Texas A&M University Athletics now uses a unique mark to represent its sports and brand identity. This mark, and the following secondary & university marks, are the correct ones among over a hundred still in circulation since the University's inception.

CRITICAL DETAIL:

The correct Texas A&M Athletics/University marks aligns the serif from the bottom of the "T" with the top of the "A."




SECONDARY & UNIVERSITY MARKS



CRITICAL DETAIL:

The Texas A&M University "TAM" mark is used for both the University and for Aggie Athletics.



COLOR USAGE

The TAM mark can be used in any of these color and single color black & white applications.




ONLINE:

Using this boxed TAM mark eliminates the need for keeping up with multiple logo files (for light and dark backgrounds).

DOWNLOADS:

Download logo mark files at: brandguide.tamu.edu



TEXAS A&M FOOTBALL

TEXAS A&M UNIVERSITY



TEXAS A&M UNIVERSITY HISTORICAL HIGHLIGHTS

TEXAS A&M

1862

The United States Congress passes the **Morrill Land-Grant Act**, designating public land for the purpose of higher education.



1876



The Agricultural and Mechanical College of Texas (now Texas A&M University) opens as the state's first public institution of higher education.

1916

The School of Veterinary Medicine opens at Texas A&M. Today, it ranks in the **top 10 nationally** and remains the state's only veterinary college.



1922

The legend of "The 12th Man" is born as **E. King Gill** stands ready to assist the Aggies on the gridiron.

1982

Texas A&M students start **The Big Event**, the nation's largest student-run community service project, which this year saw **22,000 Aggies** completing nearly **2,500 projects** in the local area.

1997

The **George Bush Presidential Library & Museum** opens on the campus of Texas A&M in honor of the nation's 41st president.



2001

Texas A&M achieves membership into the prestigious **Association of American Universities**, one of only 62 institutions with this distinction.


2012



Texas A&M officially joins the storied **Southeastern Conference**, nationally recognized as the "League of Champions."

2015

The Aggies play for the first time in a completely redeveloped Kyle Field, now the premier facility in all of college football and a destination for football fans everywhere.



2021

The university will celebrate its storied **12th Man tradition** throughout the 2021-2022 school year, as the famous tradition will celebrate its **centennial anniversary** on Jan. 2, 2022.



TEXAS A&M AT A GLANCE

UNIVERSITY OVERVIEW

- LOCATION:** Bryan-College Station, Texas
(in the heart of the Dallas-Austin/San Antonio-Houston triangle)
- FOUNDED:** 1876 (first public institution of higher learning in the state of Texas)
- ENROLLMENT:** 73,284 (Fall 2021)
- COLLEGE STATION CAMPUS ENROLLMENT:** 67,133 students (Fall 2021)
- MEMBERSHIPS:** Association of American Universities, Association of Public and Land-Grant Universities
- RESEARCH:** Valued at nearly \$1.15 billion annually by National Science Foundation, making Texas A&M the first university in the state (and one of just a few nationally) to pass the \$1 billion mark
- DESIGNATIONS:** One of just a few institutions in the nation to hold the triple designation as a land-, sea- and space-grant university. In 2022, Texas A&M was designated an eligible institution by the U.S. Department of Education to be a Hispanic Serving Institution (HSI)
- FORMER STUDENTS:** About 530,000 worldwide. Those who attend or graduate from Texas A&M are known as former students because, as the saying goes, "Once an Aggie, always an Aggie!"

KEY RANKINGS/FACTOIDS

- #1 among public universities nationally for a superior education at an affordable cost (Fiske Guide to Colleges, 2021)
- #1 nationally for most graduates serving as CEOs of Fortune 500 companies (Fortune, 2021)
- #1 nationally among public universities for number of students studying abroad (Institute of International Education, 2020)
- #1 Public University in Texas and #1 Best Value in Texas, (Money 2022)
- #2 in Texas in enrollment of National Merit Scholars (National Merit Scholarship Corporation, 2020)
- #1 in Texas and #21 among all universities nationally for social mobility, research, and public service (Washington Monthly, 2021)
- #1 Best College for Veterans in Texas, #3 nationally, (College Factual 2021)

TRADITIONS AT TEXAS A&M

Established in 1876 as the Agricultural and Mechanical College of Texas, Texas A&M was once open only to young men, all of whom served in the Corps of Cadets. While this changed more than 50 years ago, many of the university's most outstanding traditions grew out of that military background. Today, they are the foundation and the background of the Aggie core values of excellence, integrity, leadership, loyalty, respect and selfless service. From the oldest to the newest, the traditions of Texas A&M create what Aggies call the Spirit of Aggieland.



THE 12TH MAN

This term refers to the entire student body — past and present. The tradition originates in 1922. After several injuries against Centre College, the nation's top-ranked football team, the Aggies were down to just 11 players. Student E. King Gill came from the stands, suited up and stood ready to go on the field if needed. The spirit of this 12th Man continues, as current students stand during the entire game to support their team.



YELL LEADERS

Aggies don't cheer, they yell! And instead of pep rallies, Aggies have Yell Practice. Elected each year by the student body, five Yell Leaders began leading Aggie yells in 1907. Yell Leaders indicate each yell by a different hand signal (incoming freshmen attend "Fish Camp" to learn them all). Look for Yell Leaders in front of the student section at athletics events, wearing all white and encouraging their peers to show their Aggie Spirit.



HOWDY

"Howdy" is the official greeting of Texas A&M. Students greeting one another, and especially visitors, with a "howdy" has earned the university a reputation as one of the friendliest campuses in the world.



MIDNIGHT YELL

At midnight the night before each home game, Aggies gather for this special Yell Practice at Kyle Field. Yell Leaders lead the Fightin' Texas Aggie Band, current and former students, and fans into the stadium and then lead the crowd — which numbers more than 25,000 — through all of the Aggie yells, many of which date back to the earliest days of Texas A&M.



GIG 'EM

Aggies will often flash a thumbs up and say “Gig ‘em.” This started at a Yell Practice before the 1930 TCU football game, when Aggie Pinky Downs shouted, “What are we gonna do to those Horned Frogs?” He then gave the crowd a thumbs-up yelling the answer, “Gig ‘em, Aggies!” A “gig” is a sharp-pronged tool used for hunting frogs. The phrase and gesture identify an Aggie fan.



CORPS OF CADETS

Texas A&M began as an all-male military institution. While today’s membership is voluntary, the Corps of Cadets’ more than 2,400 members – both male and female – form the largest uniformed body of students outside the U.S. military academies. Aside from the nation’s military academies, Texas A&M commissions more officers than any other institution.



REVEILLE

Reveille, the first lady of Aggiland, is the official mascot of Texas A&M. Reveille first came to campus in 1931, after a group of cadets found a stray dog on the road. Reveille X, the current Reveille, is a full-blooded collie and the highest-ranking member of the Corps of Cadets. “Miss Rev,” as cadets address her, can be seen around campus, in class or attending a number of events.

AND JUST WHAT IS AN AGGIE?

Simply put, an Aggie is a student at Texas A&M. Originally, the letters “A” and “M” stood for “Agricultural” and “Mechanical,” so this is how the term Aggie came to be. (Since reaching university status in 1963, the “A&M” was incorporated into the official university name, but the letters no longer stand for specific words.)



WELCOME TO AGGIELAND

Bryan-College Station — also known as “Aggieland” — is located in the Research Valley.

The community (pop. 255,519) is in the heart of central Texas, in the middle of the Dallas/Fort Worth, San Antonio, Houston triangle — making the area accessible to more than 14 million Texans within less than a four-hour drive. Across the street from Texas A&M is the Northgate Entertainment District, which features the world-famous Dixie Chicken and other restaurants, bars, and live music venues. Approximately 10 minutes from the university is historical Downtown Bryan, a unique district that includes shops, restaurants, and more.



BUSH LIBRARY

Texas A&M University is home to the presidential library of George H.W. Bush, the 41st President of the United States. Dedicated on November 6, 1997, the George Bush Presidential Library and Museum is located on a 90-acre site on the west campus of Texas A&M University. It operates as one of the 13 Presidential Libraries in the National Archives and Records Administration's Presidential Libraries system. Its archives include more than 44 million pages of documents, 2 million photographs, thousands of sounds and video recordings, as well as more than 100,000 artifacts. Texas A&M is also home to the Bush School of Government and Public Service, the George Bush Presidential Library Foundation, and the Annenberg Presidential Conference Center.



FIGHTIN' TEXAS AGGIE BAND

The nationally-acclaimed Fightin' Texas Aggie Band is known for its military precision and style. In fact, some of the band's maneuvers, like its signature block T, are so complex that computer programs calculate them to be impossible, figuring that two people must be in the same place at the same time. The 400+ member band performs at all home football games and several away games, and it is also one of the most traveled collegiate marching bands in the nation. The band operates under strict military guidelines as part of the Corps of Cadets. In 2001, the John Philip Sousa Foundation presented the band with the Sudler Trophy, recognizing its long tradition of excellence.



M. KATHERINE BANKS

26th President, Texas A&M University

In addition to being an Aggie mom and strong supporter of Aggie Athletics, Dr. M. Katherine Banks is known as a visionary strategist, leader, researcher and educator. She is committed to upholding the university's core values of respect, excellence, leadership, loyalty, integrity and selfless service while propelling the university on an upward trajectory.

To position Texas A&M as the 21st century public university, Dr. Banks streamlined all administrative operations to reallocate funds, energize the campus and enhance the educational experience.

Among her key initiatives: securing a \$50 million gift from Arch "Beaver" Aplin III — one of the university's most successful entrepreneurs — to establish an academic center that will serve as an immersive hospitality and entrepreneurship learning laboratory.

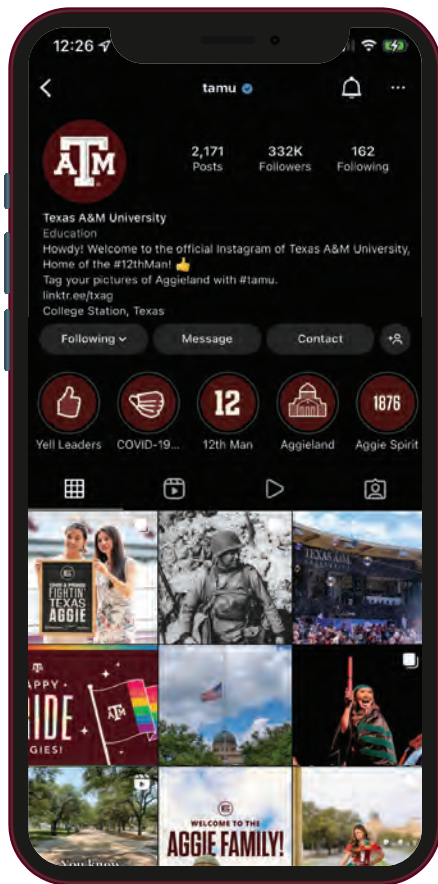
She also has championed growth of the iconic Texas A&M Corps of Cadets and its leadership training through "March to 3,000", a campaign that includes her \$50 million Patriot Scholarship program.



In addition to overseeing one of the nation's largest and most prestigious research universities, Dr Banks also serves as Vice Chancellor of National Laboratories and National Security Strategic Initiatives for The Texas A&M University System.

Previously, Dr. Banks served for nine years as Vice Chancellor of Engineering and Dean of Texas A&M's College of Engineering.

Before joining Texas A&M in 2012, Dr. Banks was an administrator and faculty member at Purdue University. She earned engineering degrees from the University of Florida, University of North Carolina and Duke University. She is a member of the National Academy of Engineering.



TEXAS A&M UNIVERSITY
@TAMU



Texas A&M is a national leader in the ever-evolving world of college social media—the university’s social media program has been cited by publications like USA Today, The Daily Beast, P.C. magazine, and numerous websites and blogs for its social media savvy. The university is regularly recognized as one of the most influential and most engaging colleges online. As of press time, Texas A&M has more than 1.8 million followers across all platforms, including more than 660,000 on Facebook; more than 295,000 on Twitter; more than 332,000 on Instagram; and more than 33,000 on YouTube.

Everything you need to know about the tradition of the 12th Man:

12THMAN.TAMU.EDU

1922

2022



TEXAS A&M FOOTBALL

THE 2022 AGGIES

2022 NUMERICAL ROSTER

NO.	PLAYER	POS.	HT	WT	CL-EXP	HOMETOWN (HIGH SCHOOL/PREVIOUS SCHOOL)	NO.	PLAYER	POS.	HT	WT	CL-EXP	HOMETOWN (HIGH SCHOOL/PREVIOUS SCHOOL)
0	Jones, Myles	DB	6-4	190	Gr-4L	Magnolia, TX (West)	35	Reaves, Bladen	RB	5-11	195	Jr-SQ	Bryan, TX (Pleasant Grove (Texarkana))
0	Smith, Ainiyas	WR	5-10	190	Sr-3L	Missouri City, TX (Ft. Bend Dulles)	36	Davis, Caden	PLK	6-3	200	Jr-3L	Coppell, TX (Coppell)
1	Anderson, Bryce	DB	5-11	195	Fr-HS	Beaumont, TX (West Brook)	38	Guerrieri, Alan	P/K	6-0	200	Jr-SQ	College Station, TX (College Station)
1	Stewart, Evan	WR	5-11	170	Fr-HS	Frisco, TX (Liberty)	38	Smoot, Will	DB	5-10	180	Jr-SQ	Houston, TX (Kingwood Park)
2	Harris, Denver	DB	5-11	175	Fr-HS	Houston, TX (North Shore)	39	Garcia, Cade	DB	5-8	185	Jr-RS	Ft. Worth, TX (Christian/Tarrant CC)
2	Lane, Chase	WR	6-0	195	Jr-3L	Houston, TX (St. Pius X)	39	Turner, Pierce	WR	6-3	195	Fr-HS	Austin, TX (Westlake)
3	Bouie, Smoke	DB	5-11	180	Fr-HS	Bainbridge, GA (Bainbridge)	40	Harris Jr., Martrell	LB	6-2	225	Fr-HS	The Woodlands, TX (The Woodlands)
3	Price, Devin	WR	6-3	200	Jr-2L	College Station, TX (A&M Consolidated)	41	Hughes, Avery	DB	6-0	180	So-SQ	Sugar Land, TX (Ft. Bend Austin)
4	Daniels, Amari	RB	5-8	200	So-SQ	Miami, FL (Central)	42	Robinson, Kent	DB	5-10	165	Fr-RS	Grand Prairie, TX (South Grand Prairie)
4	Stewart, Shemar	DL	6-4	285	Fr-HS	Miramar, FL (Monsignor Pace)	42	Wright, Max	TE	6-4	255	Sr-4L	Katy, TX (Katy Taylor)
5	Preston, Jalen	WR	6-2	220	Sr-3L	Manvel, TX (Manvel)	43	Zettler, Alex	DB	6-0	200	Sr-1L	West Jordan, UT (Brighton)
5	Turner, Shemar	DL	6-4	300	So-1L	DeSoto, TX (DeSoto)	45	Cooper, Edgerrin	LB	6-3	225	So-2L	Covington, LA (Covington)
6	Achane, Devon	RB	5-9	185	Jr-2L	Missouri City, TX (Ft. Bend Marshall)	47	Bond, Randy	PLK	5-10	190	So-SQ	Plano, TX (West)
6	White, Enai	DL	6-5	230	Fr-HS	Philadelphia, PA (Imhotep Charter)	48	Graham, Jacob	FB/DS	5-11	235	So-1L	Houston, TX (Memorial)
7	Chappell, Tyreek	DB	5-11	180	So-1L	Philadelphia, PA (Northeast)	49	Able, Connor	DS	6-3	215	Fr-RS	Houston, TX (Stratford)
7	Muhammad III, Moose	WR	6-1	195	So-2L	Charlotte, NC (Myers Park)	50	Slanker, Jaxson	LB	6-0	210	Fr-HS	College Station, TX (College Station)
8	Brown, Yulkeith	WR	5-10	175	So-1L	Miami, FL (Central)	50	Townsend, Garrett	DS	5-11	230	Jr-SQ	Houston, TX (Cypress Christian)
8	Lucas, Anthony	DL	6-5	290	Fr-HS	Scottsdale, AZ (Chaparral)	51	Hancock, Levi	DS	6-2	240	Fr-HS	Bryan, TX (Brazos Christian Academy)
9	Taylor, Bobby	DB	6-0	190	Fr-HS	Katy, TX (Katy)	51	Tullos, Kason	LB	6-2	215	Fr-RS	Spring, TX (Klein Oak)
9	Thomas, Noah	WR	6-5	195	Fr-HS	Pearland, TX (Clear Springs)	52	Merrick, Andrew	LB	6-2	220	So-SQ	Dallas, TX (Parish Episcopal)
10	Diggs, Fadil	DL	6-5	260	So-2L	East Camden, NJ (Woodrow Wilson)	53	Trainor, Blake	OL	6-7	330	Jr-3L	Hallsville, TX (Hallsville)
10	Marshall, Chris	WR	6-3	205	Fr-HS	Missouri City, TX (Ft. Bend Marshall)	54	Nabou, Mark	OL	6-4	345	Fr-HS	Lynwood, WA (O'Dea)
11	Harmon, Deuce	DB	5-10	200	So-1L	Corinth, TX (Denton Guyer)	54	Waddy, Jalen	LB	6-0	225	Jr-TR	Houston, TX (Westside/Blinn JC)
11	Smith, Blake	TE	6-4	255	So-SQ	Southlake, TX (Carroll)	55	Erb, Hunter	OL	6-6	330	Fr-HS	Newark, TX (V.R. Eaton)
12	Choate, Connor	DS	6-1	200	Gr-3L	Coppell, TX (Coppell)	55	Jones, Adarius	DL	6-4	300	Jr-2L	Virginia Beach, VA (Bishop Sullivan)
12	King, Haynes	QB	6-3	205	So-1L	Longview, TX (Longview)	56	Sabra, John	OL	6-2	335	Jr-SQ	Magnolia, TX (Magnolia)
14	Johnson, Max	QB	6-5	220	Jr-TR	Athens, GA (Oconee County/LSU)	57	McNamara, Tyndall	LB	6-1	215	Fr-HS	College Station, TX (A&M Consolidated)
14	Mathews, Jacoby	DB	6-1	205	Fr-HS	Ponchatoula, LA (Ponchatoula)	57	Williams, Luke	OL	6-6	290	Fr-RS	Cedar Park, TX (Cedar Park)
15	Regis, Albert	DL	6-1	320	Fr-RS	LaPorte, TX (LaPorte)	59	Williams, PJ	OL	6-4	285	Fr-HS	Dickinson, TX (Dickinson)
15	Weigman, Conner	QB	6-2	215	Fr-HS	Cypress, TX (Bridgeland)	60	Zuhn III, Trey	OL	6-6	320	Fr-RS	Ft. Collins, CO (Fossil Ridge)
16	George, Brian	DB	6-2	195	Sr-1L	South Bay, FL (Glades Central/Highland (KS) CC)	61	Foster, Bryce	OL	6-5	325	So-1L	Katy, TX (Taylor)
16	Jackson, Kenyon	WR	6-6	195	Jr-2L	Loganville, GA (Grayson)	62	Rogers, Zach	OL	6-2	311	Fr-HS	Willis, TX (Willis)
17	Jones, Jaylon	DB	6-2	205	Jr-2L	Cibolo, TX (Steele)	63	Jackson, Chance	OL	6-1	305	Fr-HS	The Woodlands, TX (College Park)
17	Stowers, Eli	QB	6-4	215	Fr-RS	Corinth, TX (Denton Guyer)	64	Robinson, Layden	OL	6-4	330	Jr-3L	Manvel, TX (Manvel)
18	Green, Donovan	TE	6-4	235	Fr-HS	Dickinson, TX (Dickinson)	66	Spasojevic-Moko, Jordan	OL	6-5	320	So-RS	Brisbane, Australia (Rhinos)
18	Overton, Lebbeus	DL	6-5	280	Fr-HS	Milton, GA (Milton)	68	Strickland, Remington	OL	6-4	300	Fr-RS	Sugar Land, TX (Ft. Bend Christian)
19	Groves-Killebrew, Marquis	DB	6-0	180	Fr-HS	Kennesaw, GA (North Cobb)	70	Bankhead, Josh	OL	6-5	305	So-1L	The Woodlands, TX (College Park)
19	Johnson, Jake	TE	6-5	235	Fr-HS	Athens, GA (Oconee County)	72	Jebson, Owen	OL	6-5	290	Fr-RS	College Station, TX (College Station)
20	Bost, Blake	QB	6-2	195	So-1L	Groves, TX (Port Neches-Groves)	74	Ogunbiyi, Aki	OL	6-4	320	So-1L	Houston, TX (Kempner)
20	Gilbert, Jardin	DB	6-1	185	So-1L	White Castle, LA (University)	75	Dewberry, Kam	OL	6-4	330	Fr-HS	Humble, TX (Atascocita)
21	Moten, Josh	DB	6-0	165	So-SQ	Waldorf, MD (National Christian Academy)	76	Fatheree II, Reuben	OL	6-8	325	So-1L	Richmond, TX (Foster)
22	Moczulski, Ethan	PLK	5-11	200	Fr-HS	Spokane, WA (Mt. Spokane)	77	Wykoff, Matthew	OL	6-6	330	Fr-RS	Magnolia, TX (Magnolia)
22	Moss, Le'Veon	RB	5-11	200	Fr-HS	Walker, LA (Istrouma College Prep)	78	Crownover, Dامتريوس	OL	6-6	300	Fr-RS	Grandview, TX (Grandview)
23	Lee Jr., Tarian	LB	6-2	235	Jr-2L	Tallahassee, FL (Godby)	79	Bailey, James	OL	6-3	300	Fr-HS	Katy, TX (Paetow)
24	Crownover, Earnest	RB	6-3	230	Jr-2L	Grandview, TX (Grandview/Kilgore JC)	80	Vivaldi, Hunter	WR	5-10	160	Fr-HS	Bryan, TX (Bryan)
24	Russell Jr., Chris	LB	6-2	235	Sr-3L	Dyersburg, TN (Dyersburg)	81	Fitzgerald, Kyle	DB	6-4	195	Sr-SQ	San Antonio, TX (Brandeis)
25	DiNota, Anthony	RB	6-0	207	Fr-RS	Frisco, TX (Frisco)	82	Garza, Fernando	TE	6-5	245	Fr-RS	Katy, TX (Katy)
25	Harris, Ish	LB	6-2	205	Fr-HS	Pilot Point, TX (Pilot Point)	83	Campbell, Ryan	WR	6-2	185	Jr-SQ	New Orleans, LA (Mesquite Horn)
26	Richardson, Demani	DB	6-1	210	Sr-3L	Waxahachie, TX (Waxahachie)	86	Melin Öhrstrom, Theo	TE	6-5	255	Fr-HS	Stockholm, Sweden (RIG Academy)
27	Johnson, Antonio	DB	6-3	195	Jr-2L	East St. Louis, IL (East St. Louis)	87	Steptoe, Keith	DB	5-11	190	So-SQ	Navasota, TX (Navasota)
27	Oksnee, Jackson	QB	6-0	185	Fr-RS	Newport Beach, CA (Corona Del Mar)	88	Nolen, Walter	DL	6-4	320	Fr-HS	Powell, TN (Powell)
28	Surber, Caleb	WR	6-0	175	Fr-RS	Fair Oaks Ranch, TX (Boerne-Champion)	90	Judy, Elijah	DL	6-3	295	Fr-RS	Philadelphia, PA (Northeast)
28	Walsh, Kyle	DB	6-1	200	Fr-HS	College Station, TX (College Station)	91	Burris Jr., Marcus	DL	6-4	290	Fr-RS	Texarkana, TX (Pleasant Grove)
29	Mathews, Sam	DB	6-3	210	Sr-1L	League City, TX (Clear Creek)	92	Sylla, Malick	DL	6-5	230	Fr-HS	Katy, TX (Katy)
30	Adeleye, Tunmise	DL	6-4	290	Fr-RS	Katy, TX (Tompkins)	93	Beltran, Drew	DL	5-11	260	So-SQ	Longview, TX (Longview)
31	Maleski, Andrew	WR	5-10	185	Fr-HS	Cypress, TX (Bridgeland)	94	Bhatia, Drake	PLK	5-7	150	So-SQ	Houston, TX (Episcopal)
32	Rush, Jaxon	WR	6-1	170	Fr-HS	Austin, TX (Austin)	94	Polk, Cody	DL	6-7	230	Fr-HS	Dallas, TX (Trinity Christian Academy)
32	White Jr., Andre	LB	6-3	235	Sr-3L	Harrisburg, PA (Harrisburg)	95	Constantinou, Nik	P	6-3	225	Jr-3L	Melbourne, Australia (Penleigh & Essendon)
33	Kerr, Jarred	DB	5-11	175	Fr-HS	Lexington, TX (Lexington)	95	Overton, Micaiah	DL	6-3	300	Jr-TR	Bessemer, AL (Bessemer Academy/Liberty)
33	Shelling, Charles	RB	5-10	200	Jr-TR	Missouri City, TX (Hightower/Cisco JC)	96	Perry, Grant	DL	6-3	240	So-SQ	Houston, TX (Strake Jesuit)
34	Johnson Jr., LJ	RB	5-10	215	Fr-RS	Cypress, TX (Cy-Fair)	97	Pepin, Travis	DL	6-1	255	Sr-SQ	Rusk, TX (Rusk/East Texas Baptist)
34	Raikes, Isaiiah	DL	6-1	325	Jr-2L	Woodbury, NJ (St. Augustine Prep)	98	Johnson, Jordan	DL	6-1	300	Jr-SQ	Dallas, TX (Seagoville)
35	Jackson, McKinnley	DL	6-2	325	Jr-2L	Lucaleda, MS (George County)	99	Brownlow-Dindy, Gabriel	DL	6-3	300	Fr-HS	Lakeland, FL (Lakeland)

PRONUNCIATION GUIDE

DEVON ACHANE..... DUH-von ay-CHAIN
TUNMISE ADELEYE..... too-ME-see uh-DELL-ee-ay
 Drake **BHATIA**..... bot-EE-a
 Blake **BOST**.....boast
YULKEITH Brown..... YOU'LL-keith
 Tyreek **CHAPPELL**.....shuh-pel

Connor **CHOATE**..... chote
 Nik **CONSTANTINO**.....con-stan-tee-new
FADIL Diggs.....FUH-dill
JARDIN Gilbert.....jar-din
 Alan **GUERRIERI**.....guh-RARE-ee
AKI OGUNBIYI.....ACK-ee oh-GOON-bee

Isaiiah **RAIKES**.....rakes
 AINIAS Smith.....an-eye-iss
 Jordan **SPASOJEVIC-MOKO**.....SPAZ-o-vich MO-co
 Matthew **WYKOFF**..... why-koff
 Trey **ZUHN** III.....zoon

SQUAD BREAKDOWN



STARTERS RETURNING

OFFENSE [5]

WR--	Jalen Preston, 6-2, 210, Sr-3L, Manvel, TX (6 starts in 2021, 7 career starts)
C--	Bryce Foster, 6-5, 325, So-1L, Katy, TX (Started all 12 games as a freshman in 2021)
RG--	Layden Robinson, 6-4, 320, Jr-3L, Manvel, TX (10 starts in 2021, 10 career starts)
RT--	Reuben Fatheree II, 6-8, 320, So-1L, Richmond, TX (9 starts as a freshman in 2021)
WR--	Ainias Smith, 5-10, 190, Sr-3L, Missouri City, TX (12 starts in 2021, 21 career starts)

DEFENSE [5]

LB--	Andre White Jr., 6-3, 230, Sr-3L, Harrisburg, PA (9 starts in 2021, 10 career starts)
CB--	Tyreek Chappell, 5-11, 185, So-1L, Philadelphia, PA (8 starts as a freshman in 2021)
CB--	Jaylon Jones, 6-2, 205, Jr-2L, Cibolo, TX (12 starts in 2021, 22 career starts)
SF--	Demani Richardson, 6-1, 210, Sr-3L, Waxahachie, TX (12 starts in 2021, 31 career starts)
Nic--	Antonio Johnson, 6-3, 200, Jr-2L, East St. Louis, IL (12 starts in 2021, 13 career starts)

SPECIAL TEAMS (6 POSITIONS, 5 PLAYERS)

P--	Nik Constantinou, 6-3, 230, Jr-3L, Melbourne, Australia (46.6 avg, 2 touchbacks)
HOLD--	Nik Constantinou, 6-3, 230, Jr-3L, Melbourne, Australia (no mistakes)
KO--	Caden Davis, 6-3, 200, Jr-3L, Coppell, TX (67 kickoffs, 55 touchbacks)
SNP--	Connor Choate, 6-1, 200, Sr-3L, Coppell, TX (no mistakes)
PR--	Ainias Smith, 5-10, 190, Sr-3L, Missouri City, TX (11.3 avg, return)
KR--	Devon Achane, 5-9, 185, Jr-2L, Missouri City, TX (33.4 avg, return)

STARTERS LOST

OFFENSE [6]

LT--	Jahmir Johnson, 6-5, 300, One Letter, Philadelphia, PA (11 starts in 2021, only season in Aggieland)
LG--	Kenyon Green, 6-4, 325, Three Letters, Humble, TX (12 starts in 2021, 35 career starts)
QB--	Zach Calzada, 6-4, 210, Two Letters, Sugar Hill, Ga. (10 starts in 2021, 10 career starts)
TE--	Jalen Wydermyer, 6-5, 255, Three Letters, Dickinson, TX (12 starts in 2021, 33 career starts)
WR--	Demond Demas, 6-3, 180, Fr-1L, Tomball, TX (6 starts in 2021, 6 career starts)
RB--	Isaiah Spiller, 6-2, 215, Three Letters, Spring, TX (12 starts in 2021, 30 career starts)

DEFENSE [6]

DE--	Tyree Johnson, 6-4, 240, Four Letters, Washington, DC (9 starts in 2021, 24 career starts)
DT--	DeMarvin Leal, 6-4, 290, Three Letters, San Antonio, TX (12 starts in 2021, 29 career starts)
DT--	Jayden Peevy, 6-6, 315, Five Letters, Bellaire, TX (11 starts in 2021, 25 career starts)
DE--	Micheal Clemons, 6-5, 270, Four Letters, Garland, TX (9 starts in 2021, 24 career starts)
LB--	Aaron Hansford, 6-3, 240, Four Letters, Washington, DC (11 starts in 2021, 22 career starts)
SF--	Leon O'Neal Jr., 6-1, 210, Four Letters, Cypress, TX (12 starts in 2021, 33 career starts)

SPECIAL TEAMS [1]

PLK--	Seth Small, 5-11, 205, Four Letters, Katy, TX (22-of-27 FG, 37-of-37 PAT)
-------	---------------------------------------------------------------------------

RETURNING STATISTICAL LEADERS

RUSHING

Devon Achane, RB	130 carries, 910 net, 9 TD
Amari Daniels, RB	20 carries, 119 net, 1 TD

PASSING

Haynes King, QB	22-of-35, 300 yards, 2 TD, 3 INT
-----------------	----------------------------------

RECEIVING

Ainias Smith, WR	47 catches, 509 yards, 6 TD
Devon Achane, RB	24 catches, 261 yards, 1 TD

ALL-PURPOSE

Devon Achane, RB	910 rush, 261 receive, 0 PR, 301 KOR, 1,472 A-P
Ainias Smith, WR	26 rush, 509 receive, 259 PR, 0 KOR, 794 A-P

SPECIAL TEAMS

Ainias Smith, WR/RS	23-259 PR yards, 11.3 avg., 1 TD
Devon Achane, RB/RS	9-301 KOR yards, 33.4 avg., 1 TD

TACKLES

Antonio Johnson, DB	79 tackles, 8.5 TFL for losses of 24 yards, 1.0 sacks, 5 PBU
Demani Richardson, DB	65 tackles, 6.5 TFL for losses of 43 yards, 2.0 sacks, 3 PBU
Edgerrin Cooper, LB	58 tackles, 5.5 TFL for losses of 14 yards

LETTERMEN RETURNING [42]

20 Offense — Devon Achane, Josh Bankhead, Blake Bost, Yulkeith Brown, Earnest Crownover, Reuben Fatheree II, Bryce Foster, Kenyon Jackson, Hezekiah Jones, Haynes King, Chase Lane, Moose Muhammad III, Aki Ogunbiyi, Jalen Preston, Devin Price, Layden Robinson, Ainias Smith, Blake Trainor, Max Wright

19 Defense — Tyreek Chappell, Edgerrin Cooper, Fadil Diggs, Brian George, Jardin Gilbert, Deuce Harmon, McKinnley Jackson, Antonio Johnson, Adarious Jones, Jaylon Jones, Myles Jones, Tarian Lee, Samuel Mathews, Isaiah Raikes, Demani Richardson, Chris Russell Jr., Shemar Turner, Andre White Jr., Alex Zettler

4 Special Teams — Connor Choate, Nik Constantinou, Caden Davis, Jacob Graham

LETTERMEN LOST [30]

18 Offense — Reinard Britz, Tyler Bulthuis, Daniel Bushland, Zach Calzada, Caleb Chapman, Baylor Cupp, Demond Demas, Galen Gallagher, Kenyon Green, Derick Hunter Jr., Jacob Groff, Jahmir Johnson, Reese Mason, Luke Matthews, Justin Mellenbruch, Tyler Ondrusek, Isaiah Spiller, Jalen Wydermyer

11 Defense — Keldrick Carper, Micheal Clemons, Antonio Doyle Jr., Aaron Hansford, Tyree Johnson, DeMarvin Leal, Leon O'Neal Jr., RJ Orebo, Payden Peevy, Brian Williams, Erick Young

1 Special Teams — Seth Small



**DEVON
ACHANE**

RB • 5-9 • 185 • JR-2L

MISSOURI CITY, TEXAS
(FORT BEND MARSHALL)

2021 PFF All-SEC First Team (RB)

2021 (SOPHOMORE): Appeared in all 12 games ... Led the SEC and was top-11 in the country in yards per attempt with 7.0 ... Second on the team in rushing with 910 yards ... Led the team with 11 total touchdowns, including at least one as a rusher, returner and receiver ... Led the Aggies with 124 rushing yards and two touchdowns, which included a 63-yard sprint to the end zone late in the third quarter, in the season-opening win over Kent State ... Led the A&M rushing attack with nine carries for 50 yards at Colorado ... Tallied 40 of A&M's 70 total offensive yards on the game-winning drive to defeat the Buffaloes ... Hauled in three passes for 45 yards and a touchdown against New Mexico ... Added 33 yards off nine carries versus the Lobos ... Caught a career-high six receptions against Arkansas ... Rushed eight times for 69 yards, including a 41-yard run, against Mississippi State ... Returned a kickoff 96 yards midway through the third quarter in the win over No. 1 Alabama ... Added three catches for 45 yards against the Tide ... Racked up 124 yards on 16 carries and two touchdowns at Missouri ... Recorded a career-high 154 rushing yards off 20 carries and a score against South Carolina ... Became the 50th Aggie in history to rush for 1000 yards in their career after registering 98 yards on 10 carries in the win over No. 12 Auburn ... Led the Aggies with 110 rushing yards off 12 carries and two scores at Ole Miss ... Tallied a career-high 72 receiving yards off five receptions at LSU ... Earned the Offensive Most Explosive Award and Offensive Skill Award, as well as the Special Teams Most Impactful Award at the annual team banquet.

2020 (FRESHMAN): Played in eight games ... Made his collegiate debut at No. 2 Alabama ... Ran the ball four times for 20 yards at Mississippi State ... Ran the ball four times for 40 yards and scored his first career touchdown on a 30-yard run down the right sideline in the win over Arkansas ... Had his first multi-touchdown game of his career, with one the ground and a 52-yard touchdown reception through the air in the victory at South Carolina ... Earned SEC Freshman of the Week honors for his performance against the Gamecocks ... Rushed for a career-high 99 yards on nine carries in the win at Auburn ... Named the Orange Bowl Most Outstanding Player for his season-high 140 yards and two touchdowns on the ground, to lead the Aggies to a 41-27 victory over North Carolina.


HIGH SCHOOL: Coached by James Williams at Fort Bend Marshall High School ... Was named the 2019 Touchdown Club of Houston Offensive Player of the Year ... Rushed for 2,097 yards on 185 attempts (11.3 yards per carry) and 38 touchdowns in his career, adding 32 receptions and 694 yards along with 10 touchdowns through the air.

CAREER STATISTICAL TOTALS

Rushing	Att.	YDS	AVG	TD	LP
2020	43	364	8.5	4	76
2021	130	910	7.0	9	63
CAREER	173	1,274	7.4	13	76

CAREER BESTS

- RUSHES** 20 vs. South Carolina, 2021
- RUSHING YARDS** 154 vs. South Carolina, 2021
- RUSHING TDS** 2, 5x, last vs. Prairie View A&M, 2021




**TUNMISE
ADELEYE**

DL • 6-4 • 290 • FR-RS

KATY, TEXAS
(TOMPKINS)

2021: Redshirt

HIGH SCHOOL: Coached by Todd McVey at Katy Tompkins High School ... Named a 2021 Under Armour All-American ... Was rated as a 5-star recruit by Rivals and 4-star by 247 Sports and ESPN... Unanimous first-team all-district honoree as a sophomore and junior ... Racked up 53 total tackles and eight sacks as a sophomore ... As a junior he compiled 45 tackles and three sack while also causing a fumble.



**JOSH
BANKHEAD**

OL • 6-5 • 305 • SO-1L

THE WOODLANDS, TEXAS
(COLLEGE PARK)

2021 (FRESHMAN): Appeared in all 12 games in his debut season.

2020: Redshirt

HIGH SCHOOL: Coached by former Texas A&M football letterman Lonnie Madison at College Park High School ... Finalist for 2019 Touchdown Club of Houston Offensive Player of the Year.




**RANDY
BOND**

PLK • 5-10 • 190 • SO-SQ

PLANO, TEXAS
(WEST)

2021 (FRESHMAN): Played in two games ... Made his collegiate debut and kicked off eight times for 510 yards to average 63.8 yards per boot in the season opener against Kent State ... Saw action against New Mexico.

THE AGGIES



BLAKE BOST

QB • 6-2 • 195 • SO-1L

GROVES, TEXAS
(PORT NECHES-GROVES)

2021 (FRESHMAN): Appeared in five games in his debut season ... Completed 2-of-5 passes for 18 yards, including a 14-yard long in the win over Prairie View.

HIGH SCHOOL: Coached by Brandon Faircloth at Port Neches Grove High School ... Completed 422 passes for 4,592 yards and 44 touchdowns in three seasons at Port Neches-Groves ... All three totals rank in the top five in PNG history ... As a senior, passed for an average of 220.3 yards per game (2,435 total in 11 games) with 26 touchdowns, while also rushing for 936 yards and 19 scores ... Completed 20-or-more passes seven times in his high school career, including a career single-game high of 30 against Nederland in 2020 ... Set the school record with 387 passing yards against Beaumont United in 2020 ... Had a career-high four touchdown passes in three games as a senior – vs. Santa Fe, Kingwood Park and Dayton ... Career-long completion was an 81-yarder against Beaumont United in 2020 ... Brother, Austin, is on the Texas A&M baseball team.



YULKEITH BROWN

WR • 5-10 • 175 • SO-1L

MIAMI, FLA.
(CENTRAL)

2021: Appeared in five games ... Made his collegiate debut against New Mexico ... Broke away for a 45-yard run against Prairie View A&M, adding a 21-yard kickoff return to set season highs.

HIGH SCHOOL: Coached by Roland Smith at Miami Central High School ... Was also a track athlete in high school... In 2020, was a key player for the Florida 6A Championships team as he played both ways and was named the MVP of the Florida-Georgia All-Star Game... Was a Miami Herald All-Dade 8A-6A first-team selection in 2019, playing both ways en route to a 6A state title... As a sophomore he made 13 tackles, recorded six pass breakups and two interceptions to go along with 700 receiving yards and nine touchdowns on offense ... Rated 4-star recruit by Rivals.

CAREER STATISTICAL TOTALS

Receiving	Rec.	YDS	AVG	TD	LP
2021	2	52	26.0	0	45




MARCUS BURRIS JR.

DL • 6-4 • 290 • FR-RS

TEXARKANA, TEXAS
(PLEASANT GROVE)

2021: Redshirt

HIGH SCHOOL: Coached by Josh Gibson at Pleasant Grove High School ... In 2019 he was named a Texas Sports Writers Association 4A first team all-state selection as his team went 15-1 and won the Texas 4A D-II state championships ... As a sophomore was named a unanimous first-team all-district selection as Pleasant Grove recorded a state runner-up finish... helped Pleasant Grove go 16-0 and win the Texas 4A D-II state title in 2017... Rated a 4-star recruit by 247 Sports, Rivals and ESPN.



TYREEK CHAPPELL

DB • 5-11 • 185 • SO-1L

PHILADELPHIA, PA.
(NORTHEAST)

2021 SEC Coaches' All-Freshman Team

2021 The Athletic Freshman All-America First Team

2021 (FRESHMAN): Appeared in all 12 games, making eight starts ... Led the team and finished top-five in the SEC with nine pass break ups on the season, adding 41 tackles, 31 of which were solo takedowns ... Made his collegiate debut and logged three tackles in the season-opening win over Kent State ... Added a tackle at Colorado ... Recorded 0.5 tackles-for-loss against New Mexico ... Logged four tackles against Arkansas ... Made his first career start at corner and logged career-highs in tackles (7) and pass breakups (4) against Mississippi State ... Tallied five tackles in the win over No. 1 Alabama ... Added six tackles at Missouri ... Recorded his first career interception midway through the fourth quarter against South Carolina ... Broke up three passes in the win over No. 12 Auburn ... Recorded three tackles, 1.0 for loss, and a pass breakup at LSU ... Earned the Defensive Top Newcomer Award at the annual team banquet.

HIGH SCHOOL: Coached by Chris Riley at Northeast High School ... Only only two catches in 2019 on 41 targets through the air ... Marked as a consensus three star recruit by major media outlets (247 Sports, Rivals & ESPN).

CAREER STATISTICAL TOTALS

Defense	Solo	AT	TKL	TFL-Yds	INT	PD
2021	31	10	41	3.0-6	1	10

CAREER BESTS

TACKLES 8 at Ole Miss, 2021

INTERCEPTIONS 1 vs. South Carolina, 2021

PASS BREAKUPS..... 4 vs. Mississippi State, 2021



CONNOR CHOATE
 DS • 6-1 • 200 • GR-3L
 COPPELL, TEXAS
 (COPPELL)

2021 (JUNIOR): Prior to the season, on Aug. 28, 2021, was named the team's 12th Man ... Played in all 12 games as the team's primary deep snapper ... Earned the Special Teams Mr. Dependable Award at the annual team banquet.

2020 (SOPHOMORE): Played in all 10 games as the team's primary deep snapper ... Was named Special Teams MVP.

2019 (FRESHMAN): Played in all 13 games as the team's primary deep snapper ... Earned the Special Teams Newcomer Award at the annual team banquet.

HIGH SCHOOL: Played for Mike Dewitt at Coppell High School ... two-year letterwinner in both football and lacrosse ... rated the nation's No. 5 long snapper at the Kohl's Kicking Camp ... ESPN.com ranks him as the nation's No. 7 long snapper ... in 2016, helped Coppell High School to a 10-3 record and a 6-1 Class 6A Region II District 9 mark (second in district) ... the Cowboys advanced to the 6A Division I Region 2 semifinal round ... following his senior campaign, invited to play in the Blue-Grey All American Bowl at AT&T Stadium in Arlington, Texas ... earned the school's lacrosse Iron Man Award in 2015 and 2016.



NIK CONSTANTINOU
 P • 6-3 • 225 • JR-3L
 MELBOURNE, AUSTRALIA
 (PENLEIGH & ESSENDON)

2021 AP All-SEC First Team

2021 Coaches' All-SEC Second Team

2021 (SOPHOMORE): Played in all 12 games ... Led the SEC and was top-10 nationally, averaging 46.61 yards per punt on the year ... Launched a career-long 64-yard punt at Colorado ... Punted four times for 182 yards, averaging 45.5 yards per punt and landed all four punts inside the 20 against New Mexico to earn SEC Special Teams Player of the Week ... Averaged 53.0 yards off three punts with two downed inside the 20 against Mississippi State ... Earned Special Teams MVP and the Specialist Aggie Award for strength & conditioning at the annual team banquet.

2020 (FRESHMAN): Played in all 10 games as the team's primary punter ... Named a semifinalist for the Ray Guy Award ... Averaged 40.5 yards per punt on the season, landing 13 inside the 20 and sending three punts 50-plus yards down the field ... Punted twice, including a 53-yard long, in the season-opening win over Vanderbilt ... Averaged 39.5 yards on two punts with a long of 47 at Alabama ... Finished the Mississippi State win punting five times with a 54-yard long, landing two inside the 20 ... Sailed four punts for a 41.5 average in the win over Arkansas ... Punted twice for a 49.0 average, landing one inside the 20, in the win at South Carolina ... Landed six punts inside the 20 in the win over LSU, marking the second time an A&M punter has done so since joining the SEC in 2012 ... Punted once for 48 yards in the win at Tennessee ... Sailed five punts for a 42 average in the Orange Bowl victory over North Carolina.

2019 (REDSHIRT): Made his collegiate debut against UTSA, sending a 57-yard punt down field.



EDGERRIN COOPER
 LB • 6-3 • 225 • SO-2L
 COVINGTON, LA.
 (COVINGTON)

2021 SEC All-Freshman Team

2021 (FRESHMAN): Appeared in all 12 games, making one start ... Was fourth on the team with 58 tackles on the season ... Made his first career start and racked up five tackles in the season-opening win over Kent State ... Added a tackle and a hurry at Colorado ... Made his first career interception midway through the fourth quarter and finished with three tackles against New Mexico ... Had three tackles against Arkansas ... Added a tackle against Mississippi State ... Logged five tackles and broke up a pass in the win over No. 1 Alabama ... Led the Aggies with a career-high eight tackles at Missouri ... Matched a team-high five tackles and added a hurry against South Carolina ... Tallied seven tackles, 1.0 for loss, as the Aggie defense held No. 12 Auburn to just three points ... Recorded a career-high 11 tackles, 2.0 for loss, at Ole Miss ... Added five tackles against Prairie View ... Earned Defensive Most Improved and the Defensive Aggie Award for strength & conditioning at the annual team banquet.

2020 (REDSHIRT): Played in all 10 games, mainly on special teams ... Made his collegiate debut in the season-opening win over Vanderbilt ... Had a tackle in the dominating 48-3 win at South Carolina.

HIGH SCHOOL: Coached by Greg Salter at Covington High School ... As a junior, tallied 85 tackles, 10 tackles-for-loss, one sack and one forced fumble ... Was a four-star recruit according to the three major outlets and a top-10 prospect out of the state of Louisiana.

CAREER STATISTICAL TOTALS

Defense	Solo	AT	TKL	TFL-Yds	INT	PD
2020	2	0	2	0.0-0	0	0
2021	37	21	58	5.5-14	1	2
CAREER	39	21	60	5.5-14	1	2

CAREER BESTS

- TACKLES** 11 at Ole Miss, 2021
- TACKLES FOR LOSS** 2.0 at Ole Miss, 2021
- SACKS** 0.5 vs. Prairie View A&M, 2021
- INTERCEPTION** 1 vs. New Mexico, 2021



DAMETRIOS CROWNOVER
 OL • 6-6 • 300 • FR-RS
 GRANDVIEW, TEXAS
 (GRANDVIEW)

2021: Redshirt

HIGH SCHOOL: Was coached by Brad Davis at Grandview High School ... Rated as a 4-star recruit by ESPN and a 3-star by 247 Sports and Rivals.

THE AGGIES



EARNEST CROWOVER
 RB • 6-3 • 230 • JR-2L
 GRANDVIEW, TEXAS
 (GRANDVIEW/KILGORE JC)

2021 (SOPHOMORE): Appeared in eight games, making one start ... Rushed three times for 18 yards in the season-opening win over Kent State ... Had two carries against New Mexico ... Made his first career start at running back against Mississippi State.

2020 (FRESHMAN): Played in four games ... Made his A&M debut on special teams in the season-opening win over Vanderbilt ... Made a tackle at Alabama ... Ran the ball three times for 16 yards in the win at South Carolina.

BEFORE A&M: Joined the Aggies prior to the 2020 season after transferring from Kilgore Junior College.

CAREER STATISTICAL TOTALS

Rushing	Att.	YDS	AVG	TD	LP
2020	3	16	5.3	0	9
2021	5	17	3.4	0	11
CAREER	8	33	4.1	0	11

CAREER BESTS

- RUSHES** 20 vs. South Carolina, 2021
- RUSHING YARDS** 154 vs. South Carolina, 2021
- RUSHING TDS** 2, 5x, last vs. Prairie View A&M, 2021



AMARI DANIELS
 RB • 5-8 • 200 • SO-SQ
 MIAMI, FLA.
 (CENTRAL)

2021 (FRESHMAN): Played in five games ... Was third on the team with 119 yards on the ground in his first season ... Rushed three times for 21 yards in his collegiate debut against New Mexico ... Added two carries for 6 yards at Missouri ... Recorded 23 yards on seven carries against South Carolina ... Rushed for a career-high 70 yards on eight carries and a touchdown against Prairie View.

HIGH SCHOOL: Coached by Roland Smith at Miami Central High School ... Was a MaxPreps Preseason All-American second-team selection as a senior ... As a junior he ran for 789 and 11 touchdowns as Miami Central captured the 6A state championships, in the championship game he totaled 190 yards and four touchdowns against Pensacola Escambia ... Was a 2A regional qualifier in the 100-meter dash as a freshman after running 11.07 ... Marked as a 4-star recruit by Rivals and ESPN.

CAREER STATISTICAL TOTALS

Rushing	Att.	YDS	AVG	TD	LP
2021	20	119	6.0	1	14

CAREER BESTS

- RUSHES** 8 vs. Prairie View A&M, 2021
- RUSHING YARDS** 70 vs. Prairie View A&M, 2021
- RUSHING TDS** 1 vs. Prairie View A&M, 2021



CADEN DAVIS
 PLK • 6-3 • 200 • JR-3L
 COPPELL, TEXAS
 (COPPELL)

2021 (SOPHOMORE): Appeared in 11 games ... Sent all three of his kickoffs through the end zone at Colorado ... Handled kickoff duties against New Mexico, averaging 65 yards per boot with five touchbacks ... Sent all six of his kickoffs through the end zone against Mississippi State ... Averaged 63.9 yards on the seven kickoffs against No. 1 Alabama ... Earned the Specialist Aggie Award for strength & conditioning, given at the annual team banquet.

2020 (FRESHMAN): Played in all 10 games, handling kickoffs ... Made his collegiate debut in the season-opening win over Vanderbilt, kicking off five times for a 66.2-yard average and three touchbacks ... Averaged 65.0 yards on five kickoffs, totaling 325 yards at Alabama.

2019: Redshirt

HIGH SCHOOL: Coached by Michael DeWitt at Coppell High School ... As a junior, named AP All-State Honorable Mention and district special teams MVP ... Was 11-for-15 on field goals as a senior with a long of 57 yards. For his career was 41-for-56 on field goals and 146-for-150 on extra points.



FADIL DIGGS
 DL • 6-5 • 260 • SO-2L
 EAST CAMDEN, N.J.
 (WOODROW WILSON)

2021 (FRESHMAN): Played in all 12 games ... Registered four tackles and 1.0 sacks in the season-opening win over Kent State ... Added two tackles and broke up a pass against South Carolina ... Recorded two tackles, 1.5 for loss, and blocked a kick against Prairie View.

2020 (REDSHIRT): Made his A&M debut and logged his first set of career tackles in the dominating 48-3 win at South Carolina.

HIGH SCHOOL: Coached by Preston Brown at Woodrow Wilson High School ... Was named 2019 New Jersey Gatorade Player of the Year ... Tallied 99 tackles including 19 sacks and added five forced fumbles in his career ... On the offensive side of the ball, recorded 67 catches for 1,033 yards and 11 touchdowns ... Was a 4-star recruit according to all three national outlets and a top-four prospect in the state of New Jersey.

CAREER STATISTICAL TOTALS

Defense	Solo	AT	TKL	TFL-Yds	INT	PD
2020	1	1	2	0.0-0	0	0
2021	2	7	9	2.5-4	0	0
CAREER	3	8	11	2.5-4	0	0

CAREER BESTS

- TACKLES** 4 vs. Kent State, 2021
- TACKLES FOR LOSS** 1.5 vs. Prairie View A&M, 2021
- SACKS** 1.0 vs. Kent State, 2021



**REUBEN
FATHEREE II**

OL • 6-8 • 325 • SO-1L

RICHMOND, TEXAS
(FOSTER)

2021 Coaches' Freshman All-SEC Team
2021 FWAA Freshman All-America Team
2021 The Athletic Freshman All-America Second Team

2021 (FRESHMAN): Played in 11 games, making nine starts ... Made his first career start at right tackle against Arkansas ... Received the Offensive Top Newcomer and Most Improved Awards, as well as the Freshman Aggie Award for strength & conditioning at the annual team banquet.

HIGH SCHOOL: Was coached by Shaun McDowell at Foster High School ... Two sport athletes that excelled on the football field and basketball court ... Was a first-team all-district honoree following his freshman and sophomore campaigns ... Named a consensus 4-star recruit by three major media outlets (247 Sports, Rivals & ESPN).



**BRYCE
FOSTER**


OL • 6-5 • 325 • SO-1L

KATY, TEXAS
(TAYLOR)

2021 SEC All-Freshman Team
2021 FWAA Freshman All-America Team
2021 The Athletic Freshman All-America First Team

2021 (FRESHMAN): Started in all 12 games ... Started at center in his collegiate debut, helping A&M roll up 595 yards of total offense in the season-opening win over Kent State ... Received the Top Newcomer Award on the offensive side of the ball at the annual team banquet.

HIGH SCHOOL: Coached by Chad Simmons at Katy Taylor High School ... Was a unanimous first-team all-district selection as a junior and senior ... won the Texas 6A shot put title as a senior (71-1) in May 2021 while also recording a third-place finish in the discus (191-1), recorded a personal best 210-10 in the discus as a senior... A consensus 4-star recruit by 247 Sports and ESPN.



**FERNANDO
GARZA**

TE • 6-5 • 245 • FR-RS

KATY, TEXAS
(KATY)

2021 (REDSHIRT): Earned the Offensive Scout Team Award at the annual team banquet.

HIGH SCHOOL: Coached by Gary Joseph at Katy High School ... two-sport athlete, playing both football and baseball ... Scored a pair of touchdowns as a senior before a season ending injury ... Finished high school career with nine receptions for 136 yards and three scores ... Was a 3-star recruit according to 247 Sports, Rivals and ESPN.



**BRIAN
GEORGE**

DB • 6-2 • 195 • SR-1L

SOUTH BAY, FLA.
(GLADES CENTRAL/ HIGHLAND [KAN.] CC)

2021 (SENIOR): Played in five games, starting the first four games of the season ... Made the start and tallied three tackles in the season-opening win over Kent State ... Recorded a career-high four tackles in the win at Colorado ... Made a tackle against New Mexico ... Had two tackles against Arkansas.

2020 (JUNIOR): Played in all 10 games, making two starts ... Made his A&M debut in the season-opening win over Vanderbilt ... Made his first start in Aggieland, picking off a pass late in the fourth quarter along with four tackles in the win at Tennessee ... Started at corner and recorded three tackles and a pass breakup in the Orange Bowl victory over North Carolina. ... Earned the team's Academic Excellence Award following a strong spring semester in the classroom.

Before A&M: Coached by Aaron Arnold at Highland Community College ... Was a 2019 JUCO Second Team All-American ... Recorded a pair of interceptions and six pass breakups, while totaling 26 tackles and a fumble recovery ... Averaged 22.7 yards per kick return with one kick return touchdown ... Was a 4-star, top-four JUCO player in the country according to 247Sports and Rivals.

CAREER STATISTICAL TOTALS

Defense	Solo	AT	TKL	TFL-Yds	INT	PD
2020	5	1	6	0.0-0	1	2
2021	10	0	10	0.0-0	0	0
Career	15	1	16	0.0-0	1	2

CAREER BESTS

TACKLES 4, 2x, last vs. Colorado, 2021
INTERCEPTIONS 1 at Tennessee, 2020



**JARDIN
GILBERT**

DB • 6-1 • 185 • SO-1L

WHITE CASTLE, LA.
(UNIVERSITY LAB)

2021 (FRESHMAN): Played in all 12 games ... Made his collegiate debut and racked up two tackles and 0.5 sacks in the season-opening win over Kent State ... Recorded a tackle against New Mexico ... Tallied a career-high five tackles against South Carolina ... Added four tackles and broke up a pass against Prairie View.

HIGH SCHOOL: Coached by Andy Martin at University Lab High School ... two-sport athlete that competed in both football and basketball ... As a senior, helped University Lab to a 9-2 record and a state semifinal appearance in Louisiana's Division II playoff bracket ... In 2019, helped University Lab to a 9-5 record and a state semifinal appearance ... Pitched in on both sides of the ball, totaling 401 yards on 19 receptions and four touchdowns through the air... Named a four-star recruit and top-10 player in Louisiana by 247 Sports and Rivals.

CAREER STATISTICAL TOTALS

Defense	Solo	AT	TKL	TFL-Yds	INT	PD
2021	9	5	14	0.5-4	0	1

CAREER BESTS

TACKLES 5 vs. South Carolina, 2021
TACKLES FOR LOSS 0.5 vs. Kent State, 2021
PASS BREAKUPS 1 vs. Prairie View A&M, 2021

THE AGGIES




JACOB GRAHAM
 FB/DS • 5-11 • 235 • SO-1L
 HOUSTON, TEXAS (MEMORIAL)

2021 (FRESHMAN): Was the lead fullback and backup deep snapper for the Aggies ... played against Colorado, New Mexico, South Carolina and Prairie View A&M during the season to earn his first letter in an Aggie uniform.

2020: Redshirt

HIGH SCHOOL: Was a football and baseball letterman at Memorial High School.



ALAN GUERRIERI
 PLK • 6-0 • 200 • JR-SQ
 COLLEGE STATION, TEXAS (COLLEGE STATION)

2021 (SOPHOMORE): Talented backup provides quality depth at placekicker.

2020 (FRESHMAN): Did not see the field.



DEUCE HARMON
 DB • 5-10 • 200 • SO-1L
 CORINTH, TEXAS (DENTON GUYER)

2021 (FRESHMAN): Appeared in all 12 games, making three starts ... Recorded a tackle in his collegiate debut against Kent State in the season opener ... Had three tackles, 1.0 for loss, against New Mexico ... Made his first career start at nickel and tallied a career-high six tackles against Mississippi State ... Recorded his first career interception against South Carolina ... Broke up a pass at LSU ... Earned the Special Teams Newcomer Award at the annual team banquet.

HIGH SCHOOL: Coached by Rodney Webb at Denton Guyer High School ... Was a two-sport athlete, playing football and running track ... Was a first-team all-district selection at both cornerback and returner as a senior ... First-team all-district as a junior as Guyer went 14-2 and was the Texas 6A D-II state runner-up ... Named the District 5-6A Defensive Newcomer of the Year as a sophomore ... Named a consensus 4-star recruit by 247 Sports, Rivals & ESPN.

CAREER STATISTICAL TOTALS

Defense	Solo	AT	TKL	TFL-Yds	INT	PD
2021	8	11	19	1.5-2	1	2

CAREER BESTS

- TACKLES** 6 vs. Mississippi State, 2021
- TACKLES FOR LOSS** 1.0 vs. New Mexico, 2021
- INTERCEPTIONS** 1 vs. South Carolina, 2021



KENYON JACKSON
 WR • 6-6 • 195 • JR-2L
 LOGANVILLE, GA. (GRAYSON)

2021 (SOPHOMORE): Played in five games, making one start ... Saw action in the season opener against Kent State ... Made his first career start at LSU.

2020 (FRESHMAN): Saw his first action as an Aggie at wide receiver in the win at South Carolina.

2019: Redshirt

HIGH SCHOOL: Coached by Christian Hunnicutt at Grayson High School ... Hauled in 32 receptions for 604 yards and nine touchdowns in 2018.



MCKINNLEY JACKSON
 DL • 6-2 • 325 • JR-2L
 LUCEDALE, MISS. (GEORGE COUNTY)

2020 SEC All-Freshman Team

2021 (SOPHOMORE): Played in 10 games, making four starts ... Tallied a tackle and a hurry in his season debut against New Mexico ... Added a tackle against Arkansas ... Made two tackles in the win over No. 1 Alabama ... Recorded a sack for a loss of 7 yards against South Carolina ... Made the start in the win over No. 12 Auburn ... Earned the Defensive Toughness Award at the annual team banquet.

2020 (FRESHMAN): Played in all 10 games, making one start ... Earned SEC All-Freshman Team honors ... Made his collegiate debut in the season-opening win over Vanderbilt and was in on a pair of tackles, including a fourth-quarter sack for a loss of 5 yards ... Had two tackles and a QB hurry in the win over Florida ... Broke up two passes and added a QB hurry as the A&M defense limited the Bulldogs to negative rushing yards as a team in the win at Mississippi State ... Made the start at tackle and had two tackles in the win over Arkansas ... Recorded a half tackle-for-loss on a tackle in the dominant 48-3 win at South Carolina ... Made a tackle in each of the victories over LSU and Auburn ... Had two tackles, a sack and a hurry in the Orange Bowl victory over North Carolina.

HIGH SCHOOL: Coached by Matt Caldwell at George County High School ... Was an Army All-American ... Was named Mississippi's Mr. Football 6A ... MVP of Mississippi/Alabama All-Star Game ... Finished with over 80 tackles including 34 tackles-for-loss and 10 sacks ... Was a four-start recruit according to all three national outlets and the No. 1 player out of the state of Mississippi.

CAREER STATISTICAL TOTALS

Defense	Solo	AT	TKL	TFL-Yds	Sack-Yds	FF
2020	3	10	13	2.0-8	1.5-8	0
2021	7	7	14	1.0-7	1.0-7	0
Career	10	17	27	3.0-15	2.5-15	0

CAREER BESTS

- TACKLES** 4 at Ole Miss, 2021
- TACKLES FOR LOSS** 1.0, 2x, last vs. South Carolina, 2021
- SACKS** 1.0, 2x, last vs. South Carolina, 2021



ELIJAH JEUDY
DL • 6-3 • 295 • FR-RS
PHILADELPHIA, PA. (NORTHEAST)

2021 (REDSHIRT): Made his collegiate debut in the win over Prairie View.
HIGH SCHOOL: Coached by Chris Riley at Northeast High School ... Two-sport athlete, played both football and track and field ... Named a 4-star prospect by all three major outlets (247 Sports, Rivals and ESPN).



ANTONIO JOHNSON
DB • 6-3 • 195 • JR-2L
EAST ST. LOUIS, ILL. (EAST ST. LOUIS)

2021 AP All-SEC Second Team
2021 PFF All-America First Team

2021 (SOPHOMORE): Started in all 12 games ... Was second on the team with 79 tackles, third with five breakups and fourth with 8.5 tackles for loss on the season ... His 53 solo tackles easily led the team ... Tallied three tackles in the season-opening win over Kent State ... Added four tackles and a pass breakup at Colorado ... Tied a team-high five tackles against New Mexico ... Led the Aggies with eight tackles and a pair of pass breakups against Arkansas ... Recorded a career- and team-high 15 tackles against Mississippi State ... Added six tackles and a hurry in the win over No. 1 Alabama ... Snatched his first career pick at Missouri ... Added three tackles, 1.0 for loss, in the win over No. 12 Auburn ... Recorded 11 tackles, 2.5 for loss, at Ole Miss ... Forced a fumble that was returned for a touchdown against Prairie View ... Led the Aggies with eight tackles at LSU ... Earned the Defensive Mr. Dependable Skill Award and the Defensive Playmaker Award at the annual team banquet.

2020 (FRESHMAN): Played in seven games, making one start ... Made his collegiate debut in the win over Florida ... Had four tackles and was on one for loss as the Aggie defense tallied a season-best 6.0 sacks in the win at Mississippi State ... Tallied four tackles in the win over Arkansas ... Made his first career start at nickel, finished with three tackles and a pass breakup in the Orange Bowl victory over North Carolina.

HIGH SCHOOL: Coached by Darren Sunkett at East St. Louis High School ... Was an Army All-American ... Totaled 98 tackles and two interceptions on defense ... Offensively, hauled in 39 receptions for 830 yards and seven touchdowns ... Was a 4-star recruit according to all three national outlets, ranking as a top-four player in the state of Illinois.

CAREER STATISTICAL TOTALS

Defense	Solo	AT	TKL	TFL-Yds	INT	PD
2020	8	6	14	0.5-2	0	1
2021	53	26	79	8.5-24	1	6
CAREER	61	32	93	9.0-26	1	7

CAREER BESTS

TACKLES 15 vs. Mississippi State, 2021
TACKLES FOR LOSS 2.5 at Ole Miss, 2021
INTERCEPTION 1 at Missouri, 2021
PASS BREAKUPS 2 vs. Colorado, 2021



MAX JOHNSON
QB • 6-5 • 220 • JR-TR
ATHENS, GA. (OCONEE COUNTY/LSU)

2021 (SOPHOMORE at LSU): Started all 12 games ... Finished the season 225-of-373 for 2,815 yards and 27 touchdowns ... Connected on 26-of-46 passes for 330 yard and three scoring passes in the season-opener at UCLA ... Threw for 372 yards on 26-of-35 passing, connecting on five touchdown passes against Central Michigan ... Helped the Tigers open SEC play with a win over Mississippi State, going 17-of-27 with 280 yards and four touchdowns ... Connected on three touchdown passes in the win over Florida ... Went 22-of-33 for 319 yards and two touchdowns in the win over ULM ... Closed out the season with 306 yards on 22-of-38 passing and three touchdowns.

2020 (FRESHMAN at LSU): Appeared in six games, starting twice ... Connected on 88-of-150 passes for 1,069 yards, eight TDs and only one interception ... Added 119 rushing yards and a pair of TDs ... Took over the starting quarterback duties for the Tigers in Week 9 against Florida and rallied LSU to back-to-back wins over the Gators and Ole Miss to close out the season ... Was named SEC Offensive Player of the Week for his performance in the win over No. 6 Florida in Gainesville in what was his first career start, completing 21-of-36 passes for 239 yards and three TDs while also adding another 52 rushing yards ... Completed 27-of-51 passes for 435 yards and three TDs in the win over Ole Miss, adding 45 rushing yards and a pair of rushing touchdowns ... Made his college debut against South Carolina, rushing twice for 19 yards.

HIGH SCHOOL: One of the nation's top prep quarterbacks, playing at Oconee County High School in Watkinsville, Georgia... Was a 4-star pro-style quarterback by Rivals and 247Sports... For prep career, threw for 5,140 yards and 47 TDs ... Added 289 rushing yards and 14 TDs ... As a senior, threw for 2,143 yards, 30 TDs and only five interceptions ... Rushed for seven TDs as a senior in 2019 ... Ranked as the No. 15 pro-style quarterback by 247Sports and as the No. 52 overall prospect in Georgia ... Ranked No. 123 on the ESPN 300 list... ... As a sophomore, passes for 1,918 yards ... Ranked the 11th-best at his position by Rivals and 30th-best overall prospect in the state of Georgia... Led Oconee County to Georgia 4A state title game as a senior ... Is the son of Super Bowl-winning quarterback Brad Johnson and is the nephew of former Georgia and Miami head coach Mark Richt ... Dad played quarterback at Florida State and then was the starting quarterback in Tampa Bay's win over Oakland in Super Bowl XXXVII... His mom Nikki was a standout volleyball player at South Florida, setting school record for kills (1,726), digs (1,462) and hitting percentage (.303) during her career.

THE AGGIES



LJ JOHNSON JR.

RB • 5-10 • 215 • FR-RS

CYPRESS, TEXAS
(CY-FAIR)

2021 (REDSHIRT): Played in four games ... Saw his first collegiate action and rushed twice for five yards against New Mexico.

HIGH SCHOOL: Was coached by Jeff Miller at Cy Fair High School ... Finished high school career with 4,353 rushing yards, 77 rushing touchdowns, 421 receiving yards and five receiving touchdowns ... Was named District 17-6A Offensive MVP as a senior, finished with 1,262 yards on the ground with 20 touchdowns rushing and added 255 yards through the air and three receiving touchdowns... Texas AP Class 6A second-team all-state as a junior in addition to being named the District 17-6A unanimous Overall MVP and MaxPreps second-team Junior All-American, finished with 1,952 rushing yards in 2019, scoring 37 rushing touchdowns ... Named the District 17-6A Offensive Newcomer of the Year as a sophomore after racking up 1,139 rushing yards and 20 rushing touchdowns ... Named a consensus 4-star recruit and top-five running back in Texas by 247 Sports, Rivals & ESPN ... Played in the 2021 All-American Bowl.



ADARIOUS JONES

DL • 6-4 • 300 • JR-2L

VIRGINIA BEACH, VA.
(BISHOP SULLIVAN)

2021 (SOPHOMORE): Played in 10 games, making one start ... Made the start and recorded three tackles in the season-opening win over Kent State ... Added a tackle at Colorado ... Tallied two tackles against New Mexico ... Made a tackle against Arkansas ... Added a tackle in the win over No. 1 Alabama and at Missouri ... Recorded 0.5 sacks against Prairie View.

2020 (FRESHMAN): Did not see the field.

2019 (REDSHIRT): Played in three games before redshirting ... Saw the field in the season-opening win over Texas State ... Was in on a tackle at Clemson.

HIGH SCHOOL: Coached by Chris Scott at Bishop Sullivan High School ... Helped Bishop Catholic to a 5-3 record including a four-game win streak to close the season.

CAREER STATISTICAL TOTALS

Defense	Solo	AT	TKL	TFL-Yds	Sack-Yds	FF
2019	0	1	1	0.0-0	0.0-0	0
2020	DNP					
2021	5	7	12	0.5-4	0.5-4	0
CAREER	5	8	13	0.5-4	0.5-4	0

CAREER BESTS

TACKLES 3, 2x, last vs. Prairie View, 2021

TACKLES FOR LOSS 0.5 vs. Prairie View, 2021

SACKS 0.5 vs. Prairie View, 2021



JAYLON JONES

DB • 6-2 • 205 • JR-2L

CIBOLO, TEXAS
(STEELE)

2021 (SOPHOMORE): Started all 12 games ... Was second on the team with eight passes defended, including six breakups and two picks ... Made the start at corner and played a major role in the A&M defense allowing just 110 passing yards against Kent State ... Broke up a pass and led the defensive effort in limiting the Colorado offense to just 54 total yards in the second half against the Buffaloes ... Made a tackle for a 3-yard loss and broke up a pass against New Mexico ... Tallied four tackles against Arkansas ... Added four tackles against Mississippi State ... Made five tackles in the win over No. 1 Alabama ... Picked off the Tigers QB early in the first quarter at Missouri ... Recorded a pick and broke up two passes as the Aggies held No. 12 Auburn to just three points ... Tallied a career-high eight tackles at Ole Miss ... Broke up two passes at LSU ... Given the Defensive Attitude Award at the annual team banquet.

2020 (FRESHMAN): Started all 10 games ... Led the defense with six pass breakups ... Made the start at corner and finished the season-opening win over Vanderbilt with six tackles ... Tallied five tackles at Alabama ... Made a pair of tackles and broke up a pass in the win over Florida ... Had two tackles as the A&M defense held the Bulldogs to negative rushing yards in the win at Mississippi State ... Had two tackles in the win over Arkansas ... Led the defense with two pass breakups as the A&M defense limited the Gamecocks to 150 yards of total offense in the win at South Carolina ... Made his first career interception off a tipped pass in the second quarter and had five tackles in the win over LSU ... Had four tackles in the win at Auburn ... Recorded two pass breakups in the Orange Bowl victory over North Carolina.

HIGH SCHOOL: Coached by David Saenz at Steele High School ... Was an Under Armour All-American ... Was named District Defensive MVP ... Amassed four interceptions and five pass break ups while adding 34 tackles, two forced fumbles and a fumble recovery ... Offensively, chipped in 30 receptions for 549 yards and five touchdowns ... Was a 4-star recruit according to all three major outlets and a top-10 player in Texas.

CAREER STATISTICAL TOTALS

Defense	Solo	AT	TKL	TFL-Yds	INT	PD
2020	22	8	30	1.0-3	1	7
2021	23	12	35	1.0-3	2	8
CAREER	45	20	65	2.0-6	3	15

CAREER BESTS

TACKLES 8 at Ole Miss, 2021

PASS BREAKUPS 2, 3x, last at LSU, 2021

INTERCEPTIONS 1, 3x, last vs. Auburn, 2021



MYLES JONES

DB • 6-4 • 190 • GR-4L

MAGNOLIA, TEXAS
(MAGNOLIA WEST)

2021 (GRADUATE): Played in two games, but missed the remainder of the season due to injury ... Made his season debut and tallied two tackles against New Mexico ... Saw action against Arkansas ... Earned the Top Conditioned Athlete award for strength & conditioning at the annual team banquet.

2020 (SENIOR): Started all eight games he appeared in ... Finished fourth on the team in tackles with 39 ... Had four tackles and a breakup in the season-opening win over Vanderbilt ... Had a pair of tackles at Alabama ... Tallied six takedowns in the win over Florida ... Picked off a pass and made six tackles, including one for loss, as the A&M defense limited the Bulldogs to negative rushing yards in the win at Mississippi State ... Recorded five tackles, two pass breakups and added a tackle for loss in the win over Arkansas ... Led the defense with four tackles in the win at South Carolina ... Broke up two passes and was in on two tackles in the win over LSU ... Recorded a season-high eight tackles in the win at Auburn.

2019 (JUNIOR): Started all 13 games ... Was second on the team with six pass breakups on the year ... Had two interceptions, returned for 33 total yards in the season-opening win over Texas State ... Made three tackles and added two breakups at No. 1 Clemson ... Had three tackles in the win over Arkansas ... Made four tackles against Alabama ... Had a pair of tackles at Ole Miss ... Made three tackles and forced a fumble in the win over Mississippi State ... Tallied five tackles and two pass breakups at LSU ... Broke up two passes and was in on three tackles in the win over Oklahoma State in the Texas Bowl ... Earned the Defensive Most Improved and Defensive Strength Awards at the annual team banquet.

2018 (SOPHOMORE): Appeared in 13 games ... led the team with nine pass breakups while tallying 18 total tackles ... compiled six tackles, one for loss, and broke up two passes against Ole Miss ... broke up two passes and made two tackles against NC State.

2017 (FRESHMAN): Appeared in all 13 games, registering 35 tackles, a team-high eight pass breakups, an interception and a recovered fumble ... made seven tackles with a pass breakup against Louisiana ... notched five tackles against Arkansas and Auburn ... recovered a fumble, broke up two passes and had a tackle for loss at UCLA ... intercepted a pass against New Mexico and also broke up three passes ... made two tackles at Florida ... had a season-high nine tackles in the season finale against Wake Forest, also recorded a pass breakup in the contest.


HIGH SCHOOL: Coached by JD Berna at Magnolia West High School ... honorable mention Class 5A all-state selection at defensive back by the Associated Press after making 29 tackles with three interceptions and nine passes broken up ... blocked two field goal attempts and two punts on special teams ... Dave Campbell's Texas Football Super Team (second team) ... rated a three-star recruit by PrepStar ... named to the PrepStar All-Midlands Region Team ... four-star recruit by Scout ... rated the No. 32 safety in the nation ... ranked No. 3 safety in the state of Texas and No. 4 in the Midland Region ... four-star prospect by Rivals ... rated the No. 30 safety in the nation ... No. 48 recruit in the state of Texas ... three-star by ESPN ... rated the No. 32 safety in the nation ... No. 72 in the state of Texas and No. 89 in the Midlands Region ... four-star by 247Sports ... rated the No. 25 safety in the nation ... No. 48 player in the state of Texas.

CAREER STATISTICAL TOTALS

Defense	Solo	AT	TKL	TFL-Yds	INT	PD
2017	27	8	35	1.0-1	1	9
2018	12	6	18	1.0-2	0	9
2019	18	11	29	2.0-5	2	8
2020	30	9	39	2.0-7	1	6
2021	2	0	2	0.0-0	0	0
CAREER	89	34	123	6.0-15	4	32

CAREER BESTS

TACKLES 9 vs. Wake Forest, 2017
PASS BREAKUPS 3 vs. New Mexico, 2017
INTERCEPTIONS 2 vs. Texas State, 2019



HAYNES KING

QB • 6-3 • 205 • SO-1L

LONGVIEW, TEXAS
(LONGVIEW)

2021 (FRESHMAN): Started the first two games of the season before suffering a season-ending injury ... Made his first career start and threw for 292 yards and two touchdowns on 21-of-33 passing in the 41-10 season-opening win over Kent State ... Started the game at Colorado and exited in the first quarter due to injury ... Earned the Offensive Aggie Award for strength & conditioning at the annual team banquet.

2020 (REDSHIRT): Played in two games ... Made his collegiate debut at No. 2 Alabama, throwing a 17-yard pass and leading the team with 43 rushing yards on five attempts late in the game ... Connected with Max Wright on a 45-yard crossing route for his first career touchdown in the win at South Carolina

HIGH SCHOOL: Coached by John King at Longview High School ... Was an Under Armour All-American ... Totaled 30 touchdowns on the season, 20 thru the air and 10 on the ground ... Was 123-for-213 for 1,926 yards as a senior, rushed 55 times for 506 yards ... Was a 4-star recruit according to all three major outlets and a top-15 recruit from Texas.

CAREER STATISTICAL TOTALS

Passing	Eff.	C-A-I	YDS	Pct.	TD	LP
2020	206.40	2-4-1	59	.500	1	42
2021	136.57	22-35-3	300	.630	2	53
CAREER		24-39-4	359	.620	3	53

CAREER BESTS

COMPLETIONS 21 vs. Kent State, 2021
ATTEMPTS 33 vs. Kent State, 2021
PASSING YARDS 292 vs. Kent State, 2021
PASSING TDS 2 vs. Kent State, 2021
RUSHING ATTEMPTS 5, 2x, last vs. Kent State, 2021
RUSHING YARDS 43 at Alabama, 2020

THE AGGIES



CHASE LANE

WR • 6-0 • 195 • JR-3L

HOUSTON, TEXAS
(ST. PIUS X)

2021 (SOPHOMORE): Appeared in seven games, making three starts before suffering a season-ending injury late in the year ... Made the start and caught one pass for 14 yards in the season-opening win over Kent State ... Hauled in two passes for 19 yards in the win at Colorado ... Totaled 44 yards off four catches against New Mexico ... Caught a 7-yard pass in the win over No. 1 Alabama ... Registered 21 yards off two passes at Missouri ... Earned the team's Community Service Award at the annual team banquet.

2020 (FRESHMAN): Played in all 10 games, making nine starts ... Caught three passes for 38 yards in the season-opening win over Vanderbilt ... Made the start at Alabama, catching six passes for 62 yards ... Brought in an 11-yard pass from QB Kellen Mond for his first career touchdown in the win over Florida ... Hauled in a 51-yard touchdown pass to help A&M pull away in the third quarter at Mississippi State ... Had 50 yards on three receptions in the win over Arkansas ... Led the Aggies with four receptions for 39 yards in the win at South Carolina ... Caught a 12-yard pass in the win over LSU ... Made two receptions for 21 yards in the victory at Auburn ... Caught two passes for 38 yards in the win at Tennessee ... Hauled in a 27 yard pass in the Orange Bowl victory over North Carolina ... Received the team's Community Service Award.

2019 (REDSHIRT): Saw the field against UTSA, returning a kickoff 24 yards ... Saw action at LSU.

HIGH SCHOOL: Coached by Erik DeHaven at St. Pius X High School ... Named the Houston area Private High School Offensive Player of the Year finalist by the Houston Touchdown Club ... As a junior, named to AP All-State Second Team ... Made 76 catches for 1,349 yards with 12 touchdowns in 2018.

CAREER STATISTICAL TOTALS

Receiving	Rec.	YDS	AVG	TD	LP
2020	29	409	14.1	2	51
2021	12	132	11.0	0	18
CAREER	41	541	13.2	2	51

CAREER BESTS

- RECEPTIONS** 6 at Alabama, 2020
- RECEIVING YARDS** 70 at Mississippi State, 2020
- RECEIVING TDS** 1, two times, last at Mississippi State, 2020



TARIAN LEE JR.

LB • 6-2 • 235 • JR-2L

TALLAHASSEE, FLA.
(GODBY)

2021 (SOPHOMORE): Played in all 12 games ... Recorded two tackles in the season-opening win over Kent State ... Made two tackles against New Mexico.

2020 (FRESHMAN): Did not see the field ... Earned the team's Defensive Most Improved Award after a successful spring.

2019: Redshirt

HIGH SCHOOL: Coached by Corey Fuller at Godby High School ... Was an Under Armour All-American ... Finished with 69 tackles, 10 tackles for loss, two pass breakups, one sack, one forced fumble, one interception and a defensive touchdown in 2018.

CAREER STATISTICAL TOTALS

Defense	Solo	AT	TKL	TFL-Yds	Sack-Yds	FF
2021	5	4	9	0.0-0	0.0-0	0

CAREER BESTS

- TACKLES** 3 vs. South Carolina, 2021



SAM MATHEWS

DB • 6-3 • 210 • SR-1L

LEAGUE CUTY, TEXAS
(CLEAR CREEK)

2021 (JUNIOR): Played in nine games ... Made a tackle against New Mexico ... Earned the Special Teams Most Improved Award at the annual team banquet.



JOSH MOTEN

DB • 6-0 • 165 • SO-SQ

WALDORF, MD.
(NATIONAL CHRISTIAN ACADEMY)

2021 (FRESHMAN): Missed the season due to an off-season injury.

2020: Redshirt ... Earned the team's Academic Excellence Award following a strong spring semester in the classroom.

HIGH SCHOOL: Coached by Andre Kates at National Christian Academy ... Was targeted just 16 times in 10 games, of those 16 passes, he broke up eight and intercepted four ... Was a 4-star recruit according to Rivals and ESPN, projected as a top-16 prospect from the state of Maryland.



MOOSE MUHAMMAD III

WR • 6-1 • 195 • SO-2L

CHARLOTTE, N.C.
(MYERS PARK)

2021 (FRESHMAN): Played in eight games ... Was tied for second on the team with four touchdown grabs on the year ... Recorded 24 yards off three receptions against New Mexico ... Made a miraculous one-handed grab in the back of the end zone for his first career touchdown against the Lobos ... Hauled in five passes for 77 yards and two touchdowns against Prairie View ... Registered 52 yards off just two passes and a score at LSU.

2020 (REDSHIRT): Played in three games ... Made his collegiate debut at No. 2 Alabama.

HIGH SCHOOL: Coached by Scott Chadwick at Myers Park High School ... Was an Army All-American ... Pulled in 63 passes for 1,270 yards and 17 touchdowns and added a punt return touchdown ... Was a 4-star recruit according to all three major outlets and a top-seven prospect from the state of North Carolina.

CAREER STATISTICAL TOTALS

Receiving	Rec.	YDS	AVG	TD	LP
2021	10	153	15.3	4	39

CAREER BESTS

- RECEPTIONS** 5 vs. Prairie View, 2021
- RECEIVING YARDS** 77 vs. Prairie View, 2021
- RECEIVING TDS** 2 vs. Prairie View, 2021



AKI OGUNBIYI

OL • 6-4 • 320 • SO-1L

HOUSTON, TEXAS
(KEMPNER)

2021 (FRESHMAN): Played in eight games, making four starts ... Made his first career start at left guard, helping A&M roll up 595 yards of total offense in the season-opening win over Kent State.

2020 (REDSHIRT): Saw his first action as an Aggie at left guard in the win at South Carolina ... Earned the team's Offensive Most Improved Award.

HIGH SCHOOL: Coached by Darrin Andrus at Kempner High School ... Led the charge for an offensive line that led to over 240 yards per game rushing ... Was a 4-star recruit according to all three major outlets.



MICAIAH OVERTON

DL • 6-3 • 300 • JR-TR

BESSEMER, ALA.
(BEESEMER ACADEMY/LIBERTY)

BEFORE A&M: Transferred to Aggieland from Liberty, where he was originally recruited as a tight end ... Redshirted his first year on campus in 2019.

HIGH SCHOOL: Tallied 55 tackles, including 18.0 for loss, and 3.0 sacks as a senior ... Added 16 receptions for 368 yards and five touchdowns in his final season ... Helped Bessemer Academy to a state runner-up title as a sophomore ... Was rated a 3-star recruit by 247Sports.com.



JALEN PRESTON

WR • 6-2 • 220 • SR-3L

MANVEL, TEXAS
(MANVEL)

2021 (JUNIOR): Played in all 12 games, making six starts ... Recorded a tackle on special teams in the season opener against Kent State ... Hauled in three passes for 33 yards against Arkansas ... Grabbed a career-long 38-yard reception and finished with 49 yards off two catches against Mississippi State ... Made the start and caught two passes for 12 yards in the win over No. 1 Alabama ... Caught three passes for 47 yards in the win over Prairie View ... Made a pair of trips to the end zone in the fourth quarter at LSU, scoring on 15- and 32-yard receptions.

2020 (SOPHOMORE): Played in all 10 games, making one start ... Led the receivers with four catches for 39 yards in the season-opening win over Vanderbilt ... Made the start and caught two passes for 27 yards at Alabama ... Caught a pass for eight yards in the win at Tennessee ... Earned the team's Offensive Most Improved Award.

2019 (FRESHMAN): Played in all 13 games ... Caught two passes for 18 yards in the season-opening win over Texas State ... Caught an 18-yard pass against Lamar ... Returned two kickoffs for 40 yards against Mississippi State ... Returned a kickoff 14 yards at Georgia.

2018 (REDSHIRT): Saw the field against Northwestern State and Arkansas, eventually redshirting the season.

HIGH SCHOOL: Coached by Kirk Martin at Manvel High School ... Under Armour All-American ... The Opening Finals participant ... grabbed 47 catches for 1,096 yards and 13 touchdowns for a 14-1 team in 2017 ... earned All-Greater Houston honors from the Houston Chronicle and was the District 23-5A MVP ... had three touchdowns in the state title game ... also gained 261 rushing yards and had six rushing scores ... contributed a touchdown via punt return and kickoff return ... as a junior, Preston made 33 catches for 664 yards and 10 scores ... also had three return touchdowns and was named the District 23-5A Special Teams MVP ... ranked as a four-star prospect by 247 Sports, Rivals and ESPN, listed among the top-100 recruits in the country and top-10 in Texas by all three services.

CAREER STATISTICAL TOTALS

Receiving	Rec.	YDS	AVG	TD	LP
2018	1	14	14.0	1	14
2019	3	36	12.0	0	18
2020	7	74	10.6	0	21
2021	17	255	15.0	2	38
CAREER	28	379	13.5	3	38

CAREER BESTS

RECEPTIONS 4 vs. Vanderbilt, 2020

RECEIVING YARDS 57 at LSU, 2021

RECEIVING TDS 2 at LSU, 2021



DEVIN PRICE

WR • 6-3 • 200 • JR-2L

COLLEGE STATION, TEXAS
(A&M CONSOLIDATED)

2021 (SOPHOMORE): Appeared in all 12 games ... Saw the field in the win against Kent State and at Colorado ... Caught a 7-yard pass against New Mexico ... Earned the Academic Award for the sophomore class at the annual team banquet.

2020 (FRESHMAN): Played in five games ... Saw his first action as an Aggie at wide receiver in the win at South Carolina.

HIGH SCHOOL: Coached by Lee Fedora at A&M Consolidated High School ... Made 31 receptions for 632 yards and 14 touchdowns.

THE AGGIES



ISAIAH RAIKES

DL • 6-1 • 325 • JR-2L

WOODBURY, N.J.
(ST. AUGUSTINE PREP)

2021 (SOPHOMORE): Appeared in all 12 games, making one start ... Had two tackles in the season-opening win over Kent State ... Made his first career start and saw action at Colorado ... Tallied two tackles in the win over No. 1 Alabama ... Made three tackles at Ole Miss ... Received the Most Improved Award among defensive players at the annual team banquet.

2020 (FRESHMAN): Did not see the field ... Earned the team's Defensive Most Improved Award after a successful spring.

HIGH SCHOOL: Coached by Pete Lancetta at St. Augustine Prep ... Totaled 53 tackles, 16 quarterback hurries, 11 tackles-for-loss, four sacks, two pass breakups, a forced fumble and a blocked punt ... Offensively, rushed 62 times for 274 yards and eight touchdowns.

CAREER STATISTICAL TOTALS

Defense	Solo	AT	TKL	TFL-Yds	Sack-Yds	FF
2020	0	1	1	0.0-0	0.0-0	0
2021	4	4	8	0.0-0	0.0-0	0
CAREER	4	5	9	0.0-0	0.0-0	0

CAREER BESTS

TACKLES3 at Ole Miss, 2021



ALBERT REGIS

DL • 6-1 • 320 • FR-RS

LA PORTE, TEXAS
(LA PORTE)

2021 (REDSHIRT): Saw the field in the win over Prairie View.

HIGH SCHOOL: Coached by Anthony Renfro at La Porte High School ... Named first-team all-district at tight end as a junior ... Named the District 21-6A Sophomore of the Year ... Tagged as a four-star recruit by 247 Sports and ESPN.



DEMANI RICHARDSON

DB • 6-1 • 210 • SR-3L

WAXAHACHIE, TEXAS
(WAXAHACHIE)

2021 PFF All-SEC Third Team

2019 SEC All-Freshman Team

2021 (JUNIOR): Started all 12 games ... Was third on the team with 65 tackles on the season ... Made the start and tallied three tackles in the season-opening win over Kent State ... Added four tackles and a pass breakup at Colorado ... Recorded four tackles against New Mexico ... Made six tackles against Arkansas ... Tallied four tackles against Mississippi State ... Snatched his third career pick and tallied seven tackles in the win over No. 1 Alabama ... Added seven tackles and a hurry against Missouri ... Recorded four tackles, 1.0 sack and two hurries as the Aggies held No. 12 Auburn to just three points ... Tallied 13 takedowns, including 10 solo tackles, and forced a fumble at Ole Miss ... Broke up two passes and recorded a solo sack, finishing the LSU game with seven tackles ... Was given the Defensive Production Award and Defensive Aggie Award for strength & conditioning at the annual team banquet.

2020 (SOPHOMORE): Started in all eight games that he appeared in ... Picked off a pass and made seven tackles in the season-opening win over Vanderbilt ... Had two tackles at Alabama ... Made eight tackles and broke up a pass in the win over Florida ... Had seven tackles as the A&M defense tallied 6.0 sacks and held Mississippi State to negative rushing yards as a team in the win over the Bulldogs ... Tallied seven tackles in the win over Arkansas ... Tipped a pass in the second quarter that led to a Jaylon Jones interception in the win over LSU ... Made two tackles in the win at Tennessee ... Recorded a pair of tackles in the Orange Bowl victory over North Carolina ... Prior to the season, was named to the Preseason Coaches' All-SEC Second Team and Preseason Media All-SEC Third Team.

2019 (FRESHMAN): Played in 12 games, making 11 starts ... Named to the SEC All-Freshman Team, voted on by the league's head coaches ... Was third on the team with 71 tackles ... Earned the start in his collegiate debut, adding a pair of tackles against Texas State ... Led the Aggies with eight tackles at No. 1 Clemson ... Made four tackles against Auburn ... Tallied seven tackles in the win over Arkansas ... Helped lead the defense with 11 tackles, recording his first interception and returning it 16 yards against Alabama ... Had seven tackles in the win at Ole Miss ... Led the defense with seven tackles, also forcing a fumble against Mississippi State ... Made three tackles in the win over South Carolina ... Paced the defense with eight tackles at Georgia ... Was in on five tackles at LSU ... Led the defense with eight tackles, 2.0 for 17 yards lost, in the Texas Bowl win over Oklahoma State ... Earned the Defensive Top Newcomer and Freshman Strength Awards at the annual team banquet.

HIGH SCHOOL: Coached by Todd Alexander at Waxahachie High School ... Was an Army All-American ... Named to Dave Campbell's Texas Football Tops in Texas First Team ... As a junior, was named AP All-State Honorable Mention ... In limited action on the offensive side of the ball, had 22 carries for 232 yards and three touchdowns.

CAREER STATISTICAL TOTALS

Defense	Solo	AT	TKL	TFL-Yds	INT	PD
2019	38	33	71	2.5-17	1	3
2020	25	11	36	2.5-7	1	2
2021	44	21	65	6.5-43	1	4
CAREER	107	65	172	11.5-67	3	9

CAREER BESTS

TACKLES 13 at Ole Miss, 2021
TACKLES FOR LOSS 2.0, 2x, last at LSU, 2021
PASS BREAKUPS 2 at LSU, 2021
INTERCEPTIONS 1, 3x, last vs. Alabama, 2021



LAYDEN ROBINSON
OL • 6-4 • 330 • JR-3L
MANVEL, TEXAS (MANVEL)

2021 PFF All-SEC First Team
2021 AP All-SEC Second Team

2021 (SOPHOMORE): Started all 10 games that he appeared in ... Made his first career start at right guard, helping A&M roll up 595 yards of total offense in the season-opening win over Kent State ... Returned after missing two games due to injury against Mississippi State ... Given the Offensive Toughness Award and Offensive Aggie Award for strength & conditioning at the annual team banquet.

2020 (FRESHMAN): Played in all 10 games, logging 32 snaps at right guard.

2019 (REDSHIRT): Saw the field in the wins over Lamar and UTSA ... Earned the Offensive Scout Team Player and Freshman Strength Awards at the annual team banquet.

HIGH SCHOOL: Coached by Kevin Hall at Manvel High School ... Unanimous selection to the first-team 11-5A All-District team ... Voted to the high school All-Star Game three times ... Named the Houston area UIL Offensive Player of the Year finalist by the Houston Touchdown Club.



CHRIS RUSSELL JR.
LB • 6-2 • 235 • SR-3L
DYERSBURG, TENN. (DYERSBURG)

2021 (JUNIOR): Played in all 12 games ... Recorded two tackles, one being for a 2-yard loss, in the season-opening win over Kent State ... Made a tackle against New Mexico ... Added a tackle in the win over No. 1 Alabama ... Was in on four tackles in the win over Prairie View.

2020 (SOPHOMORE): Played in all 10 games, primarily on special teams ... Saw the field in the season-opening win over Vanderbilt ... Made a tackle at Alabama ... Had two tackles and blocked a punt in the win over Mississippi State ... Had a tackle in the win at South Carolina.

2019 (FRESHMAN): Played in 10 games ... Was in on a tackle at Mississippi State.

HIGH SCHOOL: Coached by Bart Stowe at Dyersburg High School ... Region 7-4A Player of the Year and First Team All-Region ... Earned the Dyersburg Team Captain Award.

CAREER STATISTICAL TOTALS

	Defense	Solo	AT	TKL	TFL-Yds	INT	PD
2019	0	0	1	1	0.0-0	0	0
2020	3	3	1	4	0.0-0	0	0
2021	5	5	6	11	1.0-2	0	0
CAREER	8	8	8	16	1.0-2	0	0

CAREER BESTS

TACKLES4 vs. Prairie View, 2021

TACKLES FOR LOSS1.0 vs. Kent State, 2021



AINIAS SMITH
WR • 5-10 • 190 • SR-3L
MISSOURI CITY, TEXAS (FORT BEND DULLES)

2021 PFF All-SEC First Team (PR)

2021 (JUNIOR): Started all 12 games ... Served as a season-long team captain ... Led the Aggies with 47 receptions and six touchdown receptions, ranking second with 509 receiving yards on the season ... Caught a career-high eight passes for 100 yards and two touchdowns, marking his third career multi-touchdown effort, in the 41-10 season-opening win over Kent State ... Recorded 19 yards off three catches at Colorado ... Hauled in two passes for 16 yards and returned a career-high 78 yards off four punts against New Mexico ... Totaled 35 yards off two catches against Arkansas ... Reached the 1,000 career receiving yards mark from his team-high five receptions for 30 yards performance against Mississippi State ... Hauled in a pair of touchdowns and led the wide outs with six catches for 85 yards in the win over No. 1 Alabama ... Caught two scores in the win at Missouri ... Returned a 95-yard punt to the house against South Carolina ... Earned SEC Special Teams Player of the Week for his performance against the Gamecocks ... Tallied 44 yards off four catches in the win over No. 12 Auburn ... Recorded five receptions for 77 yards at Ole Miss ... Earned the Offensive Attitude Award and Offensive Skill Award, as well as the Special Teams Most Impactful Award and Top Conditioned Athlete honors at the annual team banquet.

2020 (SOPHOMORE): Played in all 10 games, making six starts ... Led the Aggies with 564 receiving yards off 43 receptions and six touchdowns ... Rushed 49 times for 300 yards with four touchdowns on the ground ... His 10 combined touchdowns totaled the most on the team ... Made the move from receiver to running back prior to the 2019 Texas Bowl ... Made the start and scored his first touchdown on the ground, a 25-yard run to the end zone, and finished the season-opening win over Vanderbilt with 51 yards on 10 carries ... Scored two receiving touchdowns, including a 47 sprint to the end zone and finished the Alabama game with 123 yards on six catches ... This was the first 100-yard game and the first multi-touchdown game of his career ... Caught a 6-yard touchdown pass and added 52 yards on the ground in the win over Mississippi State ... rushed for 31 yards and a touchdown and caught six receptions for 67 yards and a touchdown in the win over Arkansas ... Earned Paul Hornung Award Honor Roll honors for his performance against the Razorbacks ... Caught three passes for 22 yards and hauled in a touchdown in the 48-3 onslaught at South Carolina ... Hauled in three passes for 36 yards in the win over LSU ... Made four receptions for 62 yards, along with 36 yards and a touchdown on the ground in the victory at Auburn ... Tallied a receiving and rushing touchdown in the win at Tennessee, marking his third multi-touchdown game this season ... Caught a game-high six receptions for 125 yards, including a season-long 54 yard reception in the Aggies 41-27 Orange Bowl victory over North Carolina.

2019 (FRESHMAN): Played in 12 games, making three starts ... Saw the field at No. 1 Clemson ... Caught six passes for 66 yards and a touchdown against Lamar ... Caught a 15-yard touchdown pass, adding one kickoff return for 20 yards against Auburn ... Had five receptions for 80 yards, including a 9-yard touchdown grab, in the win over Arkansas ... Earned his first start against Alabama, catching two passes for 21 yards ... Returned three kickoffs for 49 yards against Mississippi State ... Tallied 91 all-purpose yards while in at receiver and on punt and kickoff return against UTSA ... Caught three passes for 22 yards, also returning four punts for 53 yards, against South Carolina ... Earned the Special Teams Newcomer, Special Teams Impact and Specialist Strength Awards at the annual team banquet.

HIGH SCHOOL: Coached by John Geist at Dulles High School ... Named the Houston area UIL Offensive Player of the Year finalist by the Houston Touchdown Club ... As a senior, records a pair of passing touchdowns, 481 rushing yards, 10 scores on the ground, 718 receiving yard and 10 touchdown receptions, a kick return touchdown, three interceptions and a defensive touchdown ... Named District Co-MVP following his senior season.

THE AGGIES

CAREER STATISTICAL TOTALS

Receiving	Rec.	YDS	AVG	TD	LP
2019	22	248	11.3	3	30
2020	43	564	13.1	6	54
2021	47	509	10.8	6	27
CAREER	112	1,321	11.8	15	54

Rushing	Att.	YDS	AVG	TD	LP
2019	7	54	7.7	0	19
2020	49	293	6.0	4	38
2021	8	26	3.3	0	8
CAREER	64	373	5.8	4	38

CAREER BESTS

- RECEPTIONS** 8 vs. Kent State, 2021
- RECEIVING YARDS** 125 vs. North Carolina, 2020
- RECEIVING TDS** 2, 4x, last at Missouri, 2021
- RUSHES** 10, 2x, last at Mississippi State, 2020
- RUSHING YARDS** 70 at Tennessee, 2020
- RUSHING TDS** 1, 4x, last at Tennessee, 2020



BLAKE SMITH

TE • 6-4 • 255 • SO-SQ

SOUTHLAKE, TEXAS
(CARROLL)

2021 (FRESHMAN): Saw action against Mississippi State and Prairie View.

2020: Redshirt

HIGH SCHOOL: Coached by Riley Dodge at Southlake Carroll High School ... Caught 40 passes for 491 yards and 10 touchdowns ... Added a rushing touchdown.



JORDAN SPASOJEVIC-MOKO

OL • 6-5 • 320 • SO-RS

BRISBANE, AUSTRALIA
(RHINOS/SNOW COLLEGE)

2021 (REDSHIRT): Saw the field against Kent State, South Carolina and Prairie View.

BEFORE A&M: Coached by Andrew Mitchell at Snow College ... Former rugby player ... Rated as the No. 1 JUCO offensive tackle by 247 Sports and ESPN ... Rated as a 4-star prospect by ESPN and Rivals.



ELI STOWERS

QB • 6-4 • 215 • FR-RS

CORINTH, TEXAS
(DENTON GUYER)

2021 (FRESHMAN): Played in three games, seeing the field against Kent State, Colorado and South Carolina.

HIGH SCHOOL: Coached by Rodney Webb at Denton Guyer High School ... Was a two-sport athlete as he participated in football and track and field (high jump, long jump, relays) ... In 2020, was first-team all-district selection as he led Guyer to the Class 6A, Division II state semifinals ... As a junior, was Texas AP 6A second-team all-state selection and Texas District 5-6A Co-Offensive MVP, led Guyer to a 14-2 record and an appearance in the Texas 6A D-II championship game ... Won the 2019 Texas 6A high jump state championship (7-0) ... In 2018, was unanimous Texas District 5-6A Offensive Newcomer of the Year ... Tagged as consensus 4-star recruit at quarterback by the three major media outlets (247 Sports, Rivals & ESPN).



REMINGTON STRICKLAND

OL • 6-4 • 300 • FR-RS

SUGAR LAND, TEXAS
(FORT BEND CHRISTIAN)

2021: Redshirt

HIGH SCHOOL: Coached by Jordan Black at Fort Bend Christian High School ... Was a two-sport athlete in high school, participated in football and track and field (shot put and discus) ... Was a 3-star recruit according to all three major outlets (247 Sports, Rivals and ESPN).



BLAKE TRAINOR

OL • 6-7 • 330 • JR-3L

HALLSVILLE, TEXAS
(HALLSVILLE)

2021 (SOPHOMORE): Played in 11 games, making two starts ... Saw action in the season-opening win over Kent State ... Made his first career start against New Mexico ... Started in the win over No. 1 Alabama.

2020 (FRESHMAN): Saw the field at South Carolina.

2019 (REDSHIRT): Saw the field against UTSA.

HIGH SCHOOL: Coached by Joe Dreenon at Hallsville High School ... Named to Dave Campbell's Texas Football Tops in Texas Second Team.



**SHEMAR
TURNER**

DL • 6-4 • 300 • SO-1L

DESOTO, TEXAS
(DESOTO)

2021 Coaches' Freshman All-SEC Team

2021 (FRESHMAN): Played in eight games ... Tallied four tackles and 1.5 sacks in his collegiate debut against Kent State in the season opener ... Added a tackle at Colorado and versus New Mexico ... Recorded two tackles against Arkansas ... Given the Defensive Top Newcomer Award and the Freshman Aggie Award for strength & conditioning at the annual team banquet.

HIGH SCHOOL: Coached by Claude Mathis at DeSoto High School ... In 2019, was first-team all-district and helped DeSoto finish 9-3 with a appearance in the Texas 6A D-II second-round ... As a sophomore, was named District 7-6A Co-Defensive Sophomore of the Year as DeSoto went 9-3 and reached the second round of the Texas 6A D-I playoffs ... Marked as a consensus 4-star recruit and a top-10 player in Texas by 247 Sports, Rivals and ESPN.

CAREER STATISTICAL TOTALS

Defense	Solo	AT	TKL	TFL-Yds	Sack-Yds	FF
2021	5	9	14	2.0-9	1.5-8	0

CAREER BESTS

TACKLES 4 vs. Kent State, 2021
TACKLES FOR LOSS 1.5 vs. Kent State, 2021
SACKS 1.5 vs. Kent State, 2021



**ANDRE
WHITE JR.**

LB • 6-3 • 235 • SR-3L

HARRISBURG, PA.
(HARRISBURG)

2021 (JUNIOR): Played in all 12 games, making nine starts ... Recorded two tackles in the season-opening win over Kent State ... Tallied 1.0 sacks and a hurry at Colorado ... Added three tackles, 1.0 for a loss, against the Buffaloes ... Made three tackles against New Mexico ... Recorded five tackles against Arkansas ... Matched a career-high eight tackles against Mississippi State and in the win over No. 1 Alabama ... Led the Aggies with nine tackles as the defense held No. 12 Auburn to just three points ... Tallied six solo takedowns at LSU.

2020 (SOPHOMORE): Played in all 10 games, seeing the field on both defense and special teams ... Had five tackles, a QB hurry and a pass breakup in the season-opening win over Vanderbilt ... Was second on the team with six tackles at Alabama ... Had a pair of takedowns in the win over Florida and Mississippi State ... Made a tackle in the win over Arkansas ... Had three tackles, including a half tackle-for-loss in the dominating 48-3 win at South Carolina ... Leveled the LSU quarterback for his first sack of the season in the win over the Tigers ... Had a pair of tackles in the victory at Auburn ... Recovered a fumble off a DeMarvin Leal sack in the win at Tennessee ... Made his first career start, where he recorded a career-high eight tackles, 0.5 sacks and picked off his first career interception in the Orange Bowl victory over North Carolina.

2019 (FRESHMAN): Played in 11 games ... Was in on a tackle in the season-opening win over Texas State ... Had two tackles at No. 1 Clemson ... Was in on two tackles in the win over Lamar ... Made two tackles, including a sack for an 11-yard loss at Ole Miss ... Had two tackles and a hurry in the win over Mississippi State ... Was in on four tackles against UTSA ... Had a sack for a 5-yard loss against South Carolina.

HIGH SCHOOL: Coached by Calvin Everett at Harrisburg High School ... Finished season with 132 tackles, 12 tackles for loss, three sacks and one pass break up

in 2018 ... Served up possibly his best performance in the playoffs, recording 20 tackles in a single game.

CAREER STATISTICAL TOTALS

Defense	Solo	AT	TKL	TFL-Yds	INT	PD
2019	11	5	15	2.5-18	0	0
2020	10	22	32	2.5-23	1	4
2021	27	30	57	1.5-4	0	0
CAREER	49	57	104	6.5-45	1	4

CAREER BESTS

TACKLES 9 vs. Auburn, 2021
TACKLES FOR LOSS 1.0, 4x, last vs. Colorado, 2021
PASS BREAKUPS 1, 2x, last vs. LSU, 2020



**MAX
WRIGHT**

TE • 6-4 • 255 • SR-4L

KATY, TEXAS
(TAYLOR)

2021 (JUNIOR): Played in all 12 games, making three starts ... Made his first career start in the season-opening win over Kent State ... Caught an 8-yard pass against Arkansas ... Earned the Unselfish Leadership Award at the annual team banquet.

2020 (SOPHOMORE): Played in three games ... In the offseason, was moved from the defensive line to tight end ... Made his season debut on special teams at Mississippi State ... Saw time in the win over Arkansas ... Caught a crossing route over the middle and ran it 42 yards for his first career touchdown in the dominating 48-3 win at South Carolina.

2019 (REDSHIRT): Played in three games before suffering a season-ending injury ... Had a tackle in the season-opening win over Texas State.

2018 (FRESHMAN): Appeared in all 13 games, primarily on special teams ... provided the Aggies with quality depth on the defensive line ... given the Special Teams Newcomer Award and the Strength & Conditioning Freshman Aggie Award at the team's annual banquet.

HIGH SCHOOL: Coached by Chad Simmons at Katy Taylor High School ... Listed as a 4-star prospect by 247sports.com, Rivals.com and ESPN ... Named to Dave Campbell's Magazine Preseason Super Team ... Named to Dave Campbell's Magazine Postseason Tops in Texas First Team ... Rated as a top-15 player in the state of Texas by Rivals.com and 247sports.com and as a top-10 player nationally at his position by Rivals.com and 247sports.com ... Chose Texas A&M over offers from Alabama, Arkansas, Florida, Georgia, LSU, Miami (Fla.), Michigan, Notre Dame, Oklahoma, Stanford, TCU and Texas.

CAREER STATISTICAL TOTALS

Receiving	Rec.	YDS	AVG	TD	LP
2020	1	42	42.0	1	42
2021	3	23	7.7	0	8
CAREER	4	65	16.3	1	42

CAREER BESTS

RECEPTIONS 1, 4x, last at Ole Miss, 2021
RECEIVING YARDS 42 at South Carolina, 2020
RECEIVING TDS 1 at South Carolina, 2020

THE AGGIES



MATTHEW WYKOFF

OL • 6-6 • 330 • FR-RS

MAGNOLIA, TEXAS
(MAGNOLIA)

2021 (REDSHIRT): Appeared in four games.

HIGH SCHOOL: Coached by Craig Martin at Magnolia High School ... Was a first-team all-district selection as a junior ... Rated a 3-star recruit and top-40 offensive tackle by 247 Sports, Rivals and ESPN.



ALEX ZETTLER

DB • 6-0 • 200 • SR-1L

WEST JORDAN, UTAH
(BRIGHTON)


2021 (JUNIOR): Played in six games ... Recorded a tackle in the season-opening win over Kent State ... Made two tackles against New Mexico.

2020 (SOPHOMORE): Did not see the field.

2019 (FRESHMAN): Did not see the field ... Earned the Defensive Scout Team Player Award at the annual team banquet.

2018: Redshirt

HIGH SCHOOL: Played for Ryan Bullett at Brighton High School ... Was named Team MVP in 2017 ... Was a two time All-Region selection ... Named the Best of State Male Athlete of the Year (Utah) in 2018 ... Was a two-time All-Region selection in baseball ... Seven-time Honor Roll Member ... National Honor Society member.



TREY ZUHN III

OL • 6-6 • 320 • FR-RS

FORT COLLINS, COLO.
(FOSSIL RIDGE)

2021 (REDSHIRT): Played in four games ... Received the Freshman Academic Award at the annual team banquet.

HIGH SCHOOL: Coached by Jeff Fulton at Fossil Ridge High School ... Was a two-sport athlete in high school that participated in track and field (shot put, discus) in addition to football ... Rated as a 4-star prospect and a top-30 offensive tackle by 247 Sports, Rivals and ESPN.

OTHER RETURNERS

No.	Name	Pos.	Ht.	Wt.	Cl.-Exp.	Hometown (High School / Previous School)
49	Able, Connor	DS	6-3	215	Fr-RS	Houston, TX (Stratford)
93	Beltran, Drew	DL	5-11	260	So-SQ	Longview, TX (Longview)
94	Bhatia, Drake	PLK	5-7	150	So-SQ	Houston, TX (Episcopal)
83	Campbell, Ryan	WR	6-2	185	Jr-SQ	New Orleans, LA (Mesquite Horn)
25	DiNota, Anthony	RB	6-0	207	Fr-RS	Frisco, TX (Frisco)
81	Fitzgerald, Kyle	DB	6-4	195	Sr-SQ	San Antonio, TX (Brandeis)
39	Garcia, Cade	DB	5-8	185	Jr-RS	Ft. Worth, TX (Christian/Tarrant CC)
41	Hughes, Avery	DB	6-0	180	So-SQ	Sugar Land, TX (Ft. Bend Austin)
72	Jebson, Owen	OL	6-5	290	Fr-RS	College Station, TX (College Station)
98	Johnson, Jordan	DL	6-1	300	Jr-SQ	Dallas, TX (Seagoville)
52	Merrick, Andrew	LB	6-2	220	So-SQ	Dallas, TX (Parish Episcopal)
27	Oksnee, Jackson	QB	6-0	185	Fr-RS	Newport Beach, CA (Corona Del Mar)
97	Pepin, Travis	DL	6-1	255	Sr-SQ	Rusk, TX (Rusk/East Texas Baptist)
96	Perry, Grant	DL	6-3	240	So-SQ	Houston, TX (Strake Jesuit)
35	Reaves, Bladen	RB	5-11	195	Jr-SQ	Bryan, TX (Pleasant Grove (Texarkana)
42	Robinson, Kent	DB	5-10	165	Fr-RS	Grand Prairie, TX (South Grand Prairie)
56	Sabra, John	OL	6-2	335	Jr-SQ	Magnolia, TX (Magnolia)
38	Smoot, Will	DB	5-10	180	Jr-SQ	Houston, TX (Kingwood Park)
87	Step toe, Keith	DB	5-11	190	So-SQ	Navasota, TX (Navasota)
28	Surber, Caleb	WR	6-0	175	Fr-RS	Fair Oaks Ranch, TX (Boerne-Champion)
50	Townsend, Garrett	DS	5-11	230	Jr-SQ	Houston, TX (Cypress Christian)
51	Tullos, Kason	LB	6-2	215	Fr-RS	Spring, TX (Klein Oak)
57	Williams, Luke	OL	6-6	290	Fr-RS	Cedar Park, TX (Cedar Park)



2022 NEWCOMERS

No.	Name	Pos.	Ht.	Wt.	Cl.-Exp.	Hometown (High School / Previous School)
1	Bryce Anderson*	DB	5-11	195	Fr-HS	Beaumont, TX (West Brook)
3	Smoke Bouie	DB	5-11	180	Fr-HS	Bainbridge, GA (Bainbridge)
99	Gabriel Brownlow-Dindy*	DL	6-3	300	Fr-HS	Lakeland, FL (Lakeland)
75	Kam Dewberry	OL	6-4	330	Fr-HS	Humble, TX (Atascocita)
55	Hunter Erb	OL	6-6	330	Fr-HS	Newark, TX (V.R. Eaton)
18	Donovan Green	TE	6-4	235	Fr-HS	Dickinson, TX (Dickinson)
19	Marquis Groves-Killebrew*	DB	6-0	180	Fr-HS	Kennesaw, GA (North Cobb)
2	Denver Harris*	DB	5-11	175	Fr-HS	Houston, TX (North Shore)
25	Ish Harris*	LB	6-2	205	Fr-HS	Pilot Point, TX (Pilot Point)
40	Martrell Harris, Jr.	LB	6-2	225	Fr-HS	The Woodlands, TX (The Woodlands)
19	Jake Johnson*	TE	6-5	235	Fr-HS	Athens, GA (Oconee County)
33	Jarred Kerr*	DB	5-11	175	Fr-HS	Lexington, TX (Lexington)
8	Anthony Lucas*	DL	6-5	290	Fr-HS	Scottsdale, AZ (Chaparral)
10	Chris Marshall	WR	6-3	205	Fr-HS	Missouri City, TX (Fort Bend Marshall)
14	Jacoby Mathews	DB	6-1	205	Fr-HS	Ponchatoula, LA (Ponchatoula)
86	Theo Melin Öhrström	TE	6-5	255	Fr-HS	Stockholm, Sweden (RIG Academy)
22	Ethan Moczulski	PLK	5-11	200	Fr-HS	Spokane, WA (Mt. Spokane)
22	Le'Veon Moss	RB	5-11	200	Fr-HS	Walker, LA (Istroouma College Prep)
54	Mark Nabou	OL	6-4	354	Fr-HS	Lynwood, WA (O'Dea)
1	Walter Nolen	DL	6-4	320	Fr-HS	Powell, TN (Powell)
88	Lebbus Overton	DL	6-5	280	Fr-HS	Milton, GA (Milton)
33	Charles Shelling	RB	5-10	200	Jr-TR	Missouri City, TX (Hightower/Cisco JC)
1	Evan Stewart*	WR	5-11	170	Fr-HS	Frisco, TX (Liberty)
4	Shemar Stewart	DL	6-4	285	Fr-HS	Miramar, FL (Monsignor Pace)
92	Malick Sylla	DL	6-5	230	Fr-HS	Katy, TX (Katy)
9	Bobby Taylor*	DB	6-0	190	Fr-HS	Katy, TX (Katy)
85	Noah Thomas	WR	6-5	195	Fr-HS	Pearland, TX (Clear Springs)
54	Jalen Waddy	LB	6-0	217	Jr-TR	Houston, TX (Westside/Blinn College)
15	Conner Weigman*	QB	6-2	215	Fr-HS	Cypress, TX (Bridgeland)
6	Enai White	DL	6-5	230	Fr-HS	Philadelphia, PA (Imhotep Charter)
59	PJ Williams	OL	6-4	285	Fr-HS	Dickinson, TX (Dickinson)

* -- Denotes early enrollee

2022 SIGNING CLASS



**BRYCE
ANDERSON**

DB • 5-11 • 195 • FR-HS

BEAUMONT, TEXAS
(WEST BROOK)

Coached by Chuck Langston at West Brook High School

247 Sports: 4-star, No. 53 nationally, No. 6 safety, No. 12 in Texas

Rivals: 4-star, No. 94 nationally, No. 7 safety, No. 15 in Florida

ESPN: 4-star, No. 51 nationally, No. 3 safety, No. 11 Midlands region, No. 11 in Texas

2022 Under Armour All-American

2022 Polynesian Bowl selection

Excelled at quarterback for West Brook, tallying over 1,600 total yards and 14 touchdowns as a senior.

In 2020, was named District 21-6A First Team QB of the Year.

In 2019, was named District 21-6A Sophomore of the Year and was a MaxPreps Sophomore All-America first-team selection.

A two-sport athlete, ran a 10.48 in the 100 and 21.20 in the 200 as a junior.



**SMOKE
BOUIE**

DB • 5-11 • 180 • FR-HS

BAINBRIDGE, GA.
(BAINBRIDGE)

Coached by Jeff Littleton at Bainbridge High School

247 Sports: 4-star, No. 48 nationally, No. 5 safety, No. 5 in Georgia

Rivals: 4-star, No. 116 nationally, No. 11 cornerback, No. 12 in Georgia

ESPN: 4-star, No. 63 nationally, No. 4 athlete, No. 31 Southeast region, No. 4 in Georgia

2022 All-American Bowl selection

As a senior, finished with 21 tackles, seven passes defensed, 2.0 tackles for loss, two interceptions, one fumble recovery and one blocked field goal.

Offensively, chipped in 28 receptions for 578 yards and 10 touchdowns.

In 2020, was named a MaxPreps Preseason Junior All-America second-team selection.

As a sophomore, played both ways as he caught 28 passes for 510 yards and six touchdowns along with 13 tackles, five pass breakups and three interceptions.

In 2018, played cornerback, wide receiver and quarterback for Bainbridge as they went 10-5 and won the Class 5A state title.

As a freshman, compiled 20 tackles and six interceptions while accounting for 140 yards of offense and a touchdown on 29 touches.

A three-sport athlete, ran track and averaged nine points per game in basketball during his freshman and sophomore seasons.



**GABRIEL
BROWNLOW-DINDY**

DL • 6-3 • 300 • FR-HS

LAKELAND, FLA.
(LAKELAND)

Coached by William Castle at Lakeland High School

247 Sports: 5-star, No. 8 nationally, No. 3 defensive lineman, No. 2 in Florida

Rivals: 4-star, No. 52 nationally, No. 4 defensive tackle, No. 9 in Florida

ESPN: 5-star, No. 4 nationally, No. 2 defensive tackle, No. 4 Southeast region, No. 2 in Florida
2022 Under Armour All-American

As a senior, finished with 18 tackles, 14.0 tackles for loss, 7.0 sacks and 13 hurries.

In 2020, was a Lakeland Ledger All-County first-team selection and helped Lakeland make Florida's 7A state playoffs during COVID-19 shortened season.

As a sophomore, was a two-way player and went 12-1, won a district and made a deep run in the Sunshine State's 7A state playoffs.

Was a Lakeland Ledger All-County honorable mention.

A two-sport athlete that won a state title at the 4A state track meet in the discus and finished second in the shot put as a junior.



**KAM
DEWBERRY**

OL • 6-4 • 330 • FR-HS

HUMBLE, TEXAS
(ATASCOCITA)

Coached by Craig Stump at Atascocita High School

247 Sports: 4-star, No. 129 nationally, No. 4 offensive tackle, No. 23 in Texas

Rivals: 4-star, No. 62 nationally, No. 8 offensive tackle, No. 10 in Texas

ESPN: 4-star, No. 107 nationally, No. 15 offensive tackle, No. 30 Midlands region, No. 23 in Texas
2022 Under Armour All-American

2022 Polynesian Bowl selection

Was a finalist for Greater Houston Area Offensive Player of the Year by the Touchdown Club of Houston.

Started at RT for an Atascocita team that reached the Texas 6A D-I third round.

In 2019, earned MaxPreps Sophomore All-American honors after being named to the all-district first team.

Two-sport athlete, throwing the shot put 43-8 in the spring of 2020.



**HUNTER
ERB**

OL • 6-6 • 330 • FR-HS

NEWARK, TEXAS
(V.R. EATON)

Coached by Ellis Miller at V.R. Eaton High School

247 Sports: 4-star, No. 122 nationally, No. 12 offensive tackle, No. 21 in Texas

Rivals: 3-star, No. 38 offensive tackle, No. 61 in Texas

ESPN: 4-star, No. 10 offensive tackle, No. 73 Midlands region, No. 54 in Texas

Selected to the 2022 All-American Bowl, the first player from Eaton HS to earn the honor.

Was a unanimous first team all-district selection as a junior.

Two-sport athlete, throwing the shot put 42-6 and the discus 156-6.75 during the 2021 outdoor season.



**DONOVAN
GREEN**

TE • 6-4 • 235 • FR-HS

DICKINSON, TEXAS
(DICKINSON)

Coached by John Snelson at Dickinson High School

247 Sports: 4-star, No. 111 nationally, No. 5 tight end, No. 19 in Texas

Rivals: 4-star, No. 157 nationally, No. 4 tight end, No. 23 in Texas

ESPN: 4-star, No. 145 nationally, No. 1 tight end, No. 38 Midlands region, No. 28 in Texas

2022 Under Armour All-American


As a senior, earned District 24-6A MVP after making 27 catches for 602 yards and nine touchdowns.

Finalist for Greater Houston Area Offensive Player of the Year by the Touchdown Club of Houston.

After a COVID-shortened junior season, was named District 24-6A Co-Offensive Player of the Year and was a first-team selection at tight end.

As a sophomore, was named District 24-6A First Team tight end and a MaxPreps Sophomore All-American.

Finished prep career with 87 receptions for 1,672 yards and 18 touchdowns.



**MARQUIS
GROVES-KILLEBREW**

DB • 6-0 • 180 • FR-HS

KENNESAW, GA.
(NORTH COBB)

Coached by Shane Queen at North Cobb High School

247 Sports: 4-star, No. 102 nationally, No. 13 cornerback, No. 10 in Georgia

Rivals: 4-star, No. 118 nationally, No. 12 cornerback, No. 13 in Georgia

ESPN: 4-star, No. 126 nationally, No. 13 cornerback, No. 52 Southeast region, No. 12 in Georgia

Selected to participate in the 2022 All-American Bowl

Posted 38 tackles and a pair of interceptions as a senior, leading North Cobb HS to a 10-2 record including a 5-0 mark in 7A Region 3 play as a senior.

Ripped off a pair of interceptions in an injury-shortened junior season.

As a sophomore, made 21 tackles and two pick-offs.

Ran track as a freshman and posted an 11.31 in the 100.



DENVER HARRIS

DB • 5-11 • 175 • FR-HS

HOUSTON, TEXAS
(NORTH SHORE)

Coached by Jon Kay at North Shore High School

247 Sports: 4-star, No. 34 nationally, No. 5 cornerback, No. 7 in Texas

Rivals: 5-star, No. 12 nationally, No. 2 cornerback, No. 3 in Texas

ESPN: 4-star, No. 22 nationally, No. 5 cornerback, No. 4 Midlands region, No. 4 in Texas

2022 Under Armour All-American

Led North Shore HS to the Texas State 6A D-I Championship Game against Duncanville.

In 2020, was named First Team MaxPreps Junior All-American and District 21-6A Defensive Player of the Year.

As a sophomore, was named Texas 21-6A First Team All District at cornerback and helped North Shore to a 15-1 record and second consecutive Texas 6A D-I state championship.



ISH HARRIS

LB • 6-2 • 205 • FR-HS

PILOT POINT, TEXAS
(PILOT POINT)

Coached by Danny David at Pilot Point High School

247 Sports: 3-star, No. 41 linebacker, No. 47 in Texas

Rivals: 4-star, No. 219 nationally, No. 12 athlete, No. 53 in Texas

ESPN: 3-star, No. 43 athlete, No. 115 Midlands region, No. 90 in Texas

In 10 games as a senior, recorded 57 tackles, an interception and a fumble recovery.

On the offensive side of the ball, finished with 140 carries for 857 yards and 14 touchdowns ... Through the air, he made 19 catches for 211 yards and two touchdowns.

In 2020, was named the Texas District 4-3A D-I Offensive MVP.

Three-sport athlete, also played basketball and ran track.

Ran 11.95 in the 100 and 23.86 in the 200 as a junior.



MARTRELL HARRIS JR.

LB • 6-2 • 225 • FR-HS

THE WOODLANDS, TEXAS
(THE WOODLANDS)

Coached by Jim Rapp at The Woodlands High School

247 Sports: 3-star, No. 40 linebacker, No. 46 in Texas

Rivals: 4-star, No. 185 nationally, No. 18 outside linebacker, No. 30 in Texas

ESPN: 4-star, No. 290 nationally, No. 26 outside linebacker, No. 64 Midlands region, No. 47 in Texas

2022 Under Armour All-American

Finalist for Greater Houston Area Defensive Player of the Year by the Touchdown Club of Houston.

Totalled 67 tackles, 8.0 tackles for loss, 5.0 sacks, four forced fumbles, three fumbles recoveries, two pass breakups and two interceptions as a senior.

Named Texas District 13-6A Defensive Player of the Year in 2021.



JAKE JOHNSON

TE • 6-5 • 235 • FR-HS

ATHENS, GA.
(OCONEE COUNTY)

Coached by Travis Noland at Oconee County High School

247 Sports: 4-star, No. 74 nationally, No. 3 tight end, No. 7 in Georgia

Rivals: 4-star, No. 100 nationally, No. 1 tight end, No. 10 in Georgia

ESPN: 4-star, No. 110 nationally, No. 1 tight end, No. 43 Southeast region, No. 10 in Georgia

Selected to the 2022 All-American Bowl

Helped Oconee County to a 10-2 record and the second round of the Georgia 3A playoff with 45 catches for 745 yards and eight touchdowns as a senior.

In 2020, made 37 receptions for 787 yards and 10 scores, leading his team to a 12-1 record and an appearance in the Georgia 3A state championship game.

Was named Georgia Region 8-3A Offensive Player of the Year and was a MaxPreps All-State selection

Oconee County finished 13-2 and earned Georgia 4A state runner-up finish as Johnson hauled in 60 passes for 845 yards and 14 touchdowns as a sophomore.

Father, Brad Johnson, played 15 seasons in the NFL and won Super Bowl XXXVII with the Tampa Bay Buccaneers ... Brother Max joined the Aggies in the spring of 2022 after transferring from LSU.



JARRED KERR

DB • 5-11 • 175 • FR-HS

LEXINGTON, TEXAS
(LEXINGTON)

Coached by Shane Wilson at Lexington High School

247 Sports: 3-star, No. 36 safety, No. 56 in Texas

Rivals: 3-star, No. 28 athlete, No. 79 in Texas

ESPN: 4-star, No. 274 nationally, No. 18 athlete, No. 60 Midlands region, No. 43 in Texas

In 2020, was named a District 13-3A first-team selection at safety and utility player as he helped Lexington to an 8-4 record and a 3A D-II third round playoff appearance.

Finished his junior season with 114 tackles, three interceptions, two fumble recoveries and one forced fumble.

Offensively, recorded 128 rushes for 1,095 yards and 14 touchdowns, while also hauling in 22 receptions for 42 yards and four touchdowns.

As a sophomore, was named District 8-3A D-II Overall MVP as he led his team to the third round of the playoffs.

In 2019, he recorded 55 tackles, three interceptions and two fumble recoveries to go along with 1,375 rushing yards and 19 touchdowns.

A two-sport athlete, he won the Texas 3A long jump title as a junior at 22-8.75 and ran an 11.2 100 as a junior.



ANTHONY LUCAS

DL • 6-5 • 290 • FR-HS

SCOTTSDALE, ARIZ.
(CHAPARRAL)

Coached by Brent Barnes at Chaparral High School

247 Sports: 5-star, No. 14 nationally, No. 5 defensive lineman, No. 1 in Arizona

Rivals: 4-star, No. 57 nationally, No. 5 strong side defensive end, No. 1 in Arizona

ESPN: 4-star, No. 121 nationally, No. 14 defensive tackle, No. 13 West region, No. 1 in Arizona

2022 Under Armour All-American

As a senior, recorded 64 tackles, including 22 tackles for loss and 9.5 sacks.

Pitched in a pair of touchdowns on six catches across 13 games.

As a junior, recorded 29 tackles, 10 tackles for loss and 6.0 sacks to go along with two offensive touchdowns in seven games.



CHRIS MARSHALL

WR • 6-3 • 205 • FR-HS

MISSOURI CITY, TEXAS
(FORT BEND MARSHALL)

Coached by James Williams at Fort Bend Marshall High School

247 Sports: 4-star, No. 35 nationally, No. 4 wide receiver, No. 8 in Texas

Rivals: 4-star, No. 70 nationally, No. 12 wide receiver, No. 12 in Texas

ESPN: 4-star, No. 109 nationally, No. 14 wide receiver, No. 31 Midlands region, No. 24 in Texas

2022 Under Armour All-American

Began playing football as a high school junior and was named the District 11-5A-II Offensive MVP following his junior and senior seasons.

In seven games as a senior, posted 466 receiving yards, averaging 31.1 yards per catch, and scored 11 touchdowns.

As a junior, hauled in 45 grabs for 1,009 yards and 18 scores.

A two-sport athlete, also lettered in basketball.



JACOBY MATHEWS

DB • 6-1 • 205 • FR-HS

PONCHATOULA, LA.
(PONCHATOULA)

Coached by Brent Vampran at Ponchatoula High School

247 Sports: 4-star, No. 64 nationally, No. 8 safety, No. 2 in Louisiana

Rivals: 5-star, No. 28 nationally, No. 2 safety, No. 2 in Louisiana

ESPN: 4-star, No. 47 nationally, No. 2 safety, No. 25 Southeast region, No. 5 in Louisiana

2022 Under Armour All-American

In 2021, played six games recording six catches for 87 yards and three touchdowns, also forcing two fumbles on defense.

As a junior, played both sides of the ball while leading the Green Wave to a 7-2 record and the second round of the playoffs.

In 2020, started at quarterback and accounted for 1,582 yards of offense and 23 touchdowns.

Two-sport athlete averaged 12.5 points and 6.5 rebounds per game on the hardwood as a sophomore.



THEO MELIN OHRSTROM

TE • 6-5 • 225 • FR-HS

STOCKHOLM, SWEDEN
(RIG ACADEMY)

Coached by Robert Johansson and Andreas Ehrenreich at RIG Academy

247 Sports: 4-star, No. 12 tight end, No. 1 in Sweden

Rivals: 4-star, No. 245 nationally, No. 8 tight end

ESPN: 4-star, No. 92 nationally, No. 2 tight end, No. 1 in Europe

Attended RIG Football Academy in Uppsala, Sweden, a 30-student program aimed at developing players for the Swedish national American football team which participates in the European Championship of American Football and the IFAF World Championship of American Football.



ETHAN MOCZULSKI

PLK • 5-11 • 200 • FR-HS

SPOKANE, WASH.
(MT. SPOKANE)

Coached by Terry Cloer at Mt. Spokane High School

247 Sports: No. 6 kicker, No. 72 in Washington

Rivals: 3-star, No. 5 kicker

Kohl's: 5-star, No. 7 kicker nationally

Selected to the 2022 All-American Bowl

Booted 13 field goals with a long of 49 yards as a senior.

As a junior, was named to the Greater Spokane League 4A/3A All-League Team.

Following the 2019 season, was named to the Greater Spokane League 3A All-League Football First Team and earned honorable mention All-State by The Associated Press.

Named to the MaxPreps Preseason Washington All-State First Team.

THE AGGIES



LE'VEON MOSS

RB • 5-11 • 200 • FR-HS

WALKER, LA.
(ISTROUMA COLLEGE PREP)

Coached by Jeremy Gradney at Istrouma College Prep High School

247 Sports: 4-star, No. 85 nationally, No. 5 running back, No. 6 in Louisiana

Rivals: 4-star, No. 145 nationally, No. 10 running back, No. 13 in Louisiana

ESPN: 4-star, No. 45 nationally, No. 3 running back, No. 24 Southeast region, No. 4 in Louisiana

2022 Under Armour All-American

2022 Polynesian Bowl selection

Finished his prep career with 1,754 rushing yards and 23 touchdowns, including an impressive 16 scores as a junior.

As a senior, averaged a touchdown every seven carries and 7.8 yards per rush.

Multi-sport athlete that ran track, clocking a 10.84 in the 100-meters and 23.04 in the 200 as a junior.



LEBBEUS OVERTON

DL • 6-5 • 280 • FR-HS

MILTON, GA.
(MILTON)

Coached by Todd Rodgers at Argyle High School

247 Sports: 5-star, No. 14 in the nation, No. 4 defensive lineman, No. 4 in Georgia

Rivals: 5-star, No. 32 in the nation, No. 5 defensive lineman, No. 4 in Georgia

ESPN: 5-star, No. 1 defensive lineman, No. 4 Southeast region, No. 2 in Georgia

A versatile defensive lineman that can play multiple positions.

Tallied 257 tackles and 50.5 sacks through 46 games in his three-year high school career.

Helped Milton advance to the state title game as a junior.

Reclassified to the Class of 2022 in February of 2022.



MARK NABOU

OL • 6-4 • 345 • FR-HS

LYNWOOD, WASH.
(O'DEA)

Coached by Monte Kohler at O'Dea High School

247 Sports: 3-star, No. 24 interior offensive lineman, No. 10 in Washington

Rivals: 3-star, No. 23 offensive guard, No. 6 in Washington

ESPN: 3-star, No. 17 offensive guard, No. 83 West region, No. 10 in Washington

2022 Polynesian Bowl selection

Was a two-year starter on varsity.

As a senior, helped lead the Fighting Irish to an 8-3 record and a 4-1 mark in the 3A Metro League as they advanced to the second round of the Washington State Playoffs.



EVAN STEWART

WR • 5-11 • 170 • FR-HS

FRISCO, TEXAS
(LIBERTY)

Coached by Jason Witten at Liberty High School

247 Sports: 5-star, No. 5 nationally, No. 1 wide receiver, No. 1 in Texas

Rivals: 5-star, No. 19 nationally, No. 3 wide receiver, No. 5 in Texas

ESPN: 5-star, No. 12 nationally, No. 2 wide receiver, No. 3 Midlands region, No. 3 in Texas

2022 Under Armour All-American

In three games as a senior, hauled in 22 catches for 487 yards and three touchdowns.

As a junior, posted 46 receptions for 913 yards and nine scores.

Finished his prep career with 111 receptions, 2,157 yards and 21 total touchdowns.

A two-sport athlete in high school, excelling on the football field and on the track.

Claimed the Texas 5A long jump title as a junior with a 24-6.5 leap, along with a silver medal in the triple jump (48-9).

Anchored the gold medal-winning 4x400m and silver medal-winning 4x200 teams.



WALTER NOLEN

DL • 6-4 • 320 • FR-HS

POWELL, TENN.
(POWELL)

Coached by Matt Lowe at Powell High School

247 Sports: 5-star, No. 2 nationally, No. 1 defensive lineman, No. 1 in Tennessee

Rivals: 5-star, No. 2 nationally, No. 1 defensive tackle, No. 1 in Tennessee

ESPN: 5-star, No. 1 nationally, No. 1 defensive tackle, No. 1 Southeast region, No. 1 in Tennessee

2022 Under Armour All-American

As a senior, compiled 93 tackles, 33.0 tackles for loss, 27 quarterback hurries, 17.0 sacks, six forced fumbles, three pass breakups and two fumble recoveries.

Led Powell to a 13-2 record and a Class 5A state championship.

In 2019, played at Olive Branch High, helping lead team to a 9-4 record and the second round of the Mississippi 6A playoffs.



SHEMAR STEWART

DL • 6-4 • 285 • FR-HS

MIRAMAR, FLA.
(MONSIGNOR PACE)

Coached by Brandon Marquez at Monsignor Pace High School

247 Sports: 5-star, No. 7 nationally, No. 2 defensive lineman, No. 1 in Florida

Rivals: 4-star, No. 38 nationally, No. 3 strong side defensive end, No. 6 in Florida

ESPN: 5-star, No. 3 nationally, No. 1 defensive end, No. 3 Southeast region, No. 1 in Florida

2022 Under Armour All-American

Rebounded from an injury in his junior season to record 13.0 sacks as a senior.

As a sophomore, helped Monsignor Pace HS reach Florida 4A regional quarterfinals as he totaled 48 tackles and 15.0 sacks.

A two-sport athlete that played basketball in addition to football.



MALICK SYLLA

DL • 6-5 • 230 • FR-HS

KATY, TEXAS
(KATY)

Coached by Gary Joseph at Katy High School

247 Sports: 4-star, No. 51 nationally, No. 7 defensive lineman, No. 10 in Texas

Rivals: 4-star, No. 123 nationally, No. 7 weak side defensive end, No. 18 in Texas

ESPN: 4-star, No. 42 nationally, No. 7 defensive end, No. 9 Midlands region, No. 9 in Texas

2022 Under Armour All-American

As a senior, posted 55 tackles, 17.0 tackles for loss, 8.0 sacks, two forced fumbles and one interception.

Was a unanimous first team all-district selection as a junior and helped lead Katy to the state championship.

As a sophomore, led Katy to an 12-1 record and the third round of the state playoffs.



BOBBY TAYLOR

DB • 6-0 • 190 • FR-HS

KATY, TEXAS
(KATY)

Coached by Gary Joseph at Katy High School

247 Sports: 4-star, No. 163 nationally, No. 23 cornerback, No. 29 in Texas

Rivals: 4-star, No. 126 nationally, No. 14 cornerback, No. 19 in Texas

ESPN: 4-star, No. 238 nationally, No. 30 cornerback, No. 52 Midlands region, No. 38 in Texas

2022 Under Armour All-American

In 2020, helped Katy to an undefeated season and the Texas 6A D-II state championship.

As a sophomore, led Katy to an 12-1 record and the third round of the state playoffs.

Played his freshman season at Houston Heights High School.

Father, Bobby Taylor, played defensive back for Notre Dame and in the NFL for 10 seasons with the Philadelphia Eagles and Seattle Seahawks.



NOAH THOMAS

WR • 6-5 • 195 • FR-HS

PEARLAND, TEXAS
(CLEAR SPRINGS)

Coached by Anthony Renfro at Clear Springs High School

247 Sports: 4-star, No. 43 wide receiver, No. 40 in Texas

Rivals: 3-star, No. 55 wide receiver, No. 42 in Texas

ESPN: 3-star, No. 96 wide receiver, No. 113 Midlands region, No. 88 in Texas

As a senior, compiled 63 catches, 935 receiving yards and 21 touchdowns.

Averaged 85 yards per game and 14.8 yards per catch and added a kick return touchdown.


Finalist for Greater Houston Area Offensive Player of the Year by the Touchdown Club of Houston.

Named 24-6A unanimous first team all-district selection as a senior.

As a junior, made 40 grabs for 883 yards and seven touchdowns as he earned 24-6A all-district honors.

A three-sport athlete, he played basketball and ran track in addition to football.

Placed fifth as a junior at the 2021 Texas 6A meet in the 400 meters, clocking a career-best 400 meter time of 48.41 in April 2021.



CONNER WEIGMAN

QB • 6-2 • 215 • FR-HS

CYPRESS, TEXAS
(BRIDGELAND)

Coached by David Raffield at Bridgeland High School

247 Sports: 4-star, No. 21 nationally, No. 3 quarterback, No. 4 in Texas

Rivals: 4-star, No. 33 nationally, No. 1 quarterback: dual threat, No. 7 in Texas

ESPN: 4-star, No. 29 nationally, No. 1 quarterback: pocket passer, No. 6 Midlands region, No. 6 in Texas

2022 Under Armour All-American

As a senior, led Bridgeland to the 6A Region II championship game.

Accumulated 34 touchdowns and nearly 2,900 total yards during senior season.

Led Bridgeland to the state quarterfinals and was named the Houston Touchdown Club Offensive Player of the Year.

As a junior, was named the District 16-6A Offensive Player of the Year after recording 51 touchdowns, 42 passing and nine rushing, and throwing for more than 3,800 yards while rushing for an additional 581 yards.

As a sophomore, garnered District 16-6A Newcomer of the Year as he posted 34 total scores, 27 passing and seven rushing, to go along with over 3,200 total yards.

Named to the Elite-11 Finals.

Was a multi-sport athlete that was also rated as one of the top baseball prospects in Texas.



ENAI WHITE

DL • 6-5 • 230 • FR-HS

PHILADELPHIA, PA.
(IMHOTEP CHARTER)

Coached by Devon Johnson at Imhotep Institute Charter High School

247 Sports: 4-star, No. 20 nationally, No. 2 edge, No. 2 in Pennsylvania

Rivals: 4-star, No. 93 nationally, No. 9 weak side defensive end, No. 1 in Pennsylvania

ESPN: 4-star, No. 37 nationally, No. 6 defensive end, No. 4 East region, No. 1 in Pennsylvania

As a senior, led the Panthers to an 11-2 record and the PIAA Class 5A state championship game.

Anchored a defense that allowed just 13 points per game.

Also played tight end.

Was a two-sport standout, excelling in football and basketball.



PJ WILLIAMS

OL • 6-4 • 285 • FR-HS

DICKINSON, TEXAS
(DICKINSON)

Coached by John Snelson at Dickinson High School

247 Sports: 4-star, No. 63 nationally, No. 8 offensive tackle, No. 13 in Texas

Rivals: 4-star, No. 153 nationally, No. 16 offensive tackle, No. 22 in Texas

ESPN: 4-star, No. 49 nationally, No. 8 offensive tackle, No. 10 Midlands region, No. 10 in Texas

2022 Under Armour All-American

As a senior, led Dickinson to the second round of the state playoffs.

In 2021, was a District 24-6A unanimous first-team selection at offensive tackle and helped Dickinson to an undefeated record in district play.

As a junior, was a first-team selection, helping his team to a 5-3 district record and a 6A D-I first round playoff appearance.

As a sophomore, was named first team all-district as Dickinson finished 10-2 overall and reached the second round of the playoffs.

A two-sport athlete, averaged 9.1 points, 7.1 rebounds, 1.9 blocks and 1.5 steals per game on the basketball team as a junior.



ENAI WHITE

DL • 6-5 • 230 • FR-HS

PHILADELPHIA, PA.
(IMHOTEP CHARTER)

Coached by Devon Johnson at Imhotep Institute Charter High School

247 Sports: 4-star, No. 20 nationally, No. 2 edge, No. 2 in Pennsylvania

Rivals: 4-star, No. 93 nationally, No. 9 weak side defensive end, No. 1 in Pennsylvania

ESPN: 4-star, No. 37 nationally, No. 6 defensive end, No. 4 East region, No. 1 in Pennsylvania

As a senior, led the Panthers to an 11-2 record and the PIAA Class 5A state championship game.

Anchored a defense that allowed just 13 points per game.

Also played tight end.

Was a two-sport standout, excelling in football and basketball.



PJ WILLIAMS

OL • 6-4 • 285 • FR-HS

DICKINSON, TEXAS
(DICKINSON)

Coached by John Snelson at Dickinson High School

247 Sports: 4-star, No. 63 nationally, No. 8 offensive tackle, No. 13 in Texas

Rivals: 4-star, No. 153 nationally, No. 16 offensive tackle, No. 22 in Texas

ESPN: 4-star, No. 49 nationally, No. 8 offensive tackle, No. 10 Midlands region, No. 10 in Texas

2022 Under Armour All-American

As a senior, led Dickinson to the second round of the state playoffs.

In 2021, was a District 24-6A unanimous first-team selection at offensive tackle and helped Dickinson to an undefeated record in district play.

As a junior, was a first-team selection, helping his team to a 5-3 district record and a 6A D-I first round playoff appearance.

As a sophomore, was named first team all-district as Dickinson finished 10-2 overall and reached the second round of the playoffs.

A two-sport athlete, averaged 9.1 points, 7.1 rebounds, 1.9 blocks and 1.5 steals per game on the basketball team as a junior.



TEXAS A&M FOOTBALL

COACHES & SUPPORT STAFF



JIMBO FISHER



HEAD COACH



SALEM (WEST VIRGINIA) '90

Fifth Season at Texas A&M • 13th Season as a Head Coach

Jimbo Fisher continues to lay the groundwork for an elite program with positive momentum at Texas A&M heading into the 2022 season. Fresh off of signing the top-ranked signing class, Fisher, one of five active Football Bowl Subdivision head coaches to win a national championship, was named head football coach at Texas A&M University on Dec. 4, 2017.

Fisher endeared himself to Texas A&M fans the moment he agreed to leave Florida State for College Station. He further won over Aggies by immersing himself in the school's traditions and by winning football games.

He flashed a Gig 'Em at his introductory press conference. He linked arms with his son and team during the Aggie War Hymn at the spring game. He handed out Aggie Rings to his players on Aggie Ring Day.

"This may be the only place where the book of traditions is thicker than my playbook," Fisher said.

During his first spring drills in Aggieland, Fisher displayed an A&M helmet and asked his players what it meant.

"Does it stand for anything?" he continued.

"Does it put fear in your opponents? Does it stand for a team that's unbelievably physical, team-oriented, tough, has discipline, grit, can execute, play under pressure, play in big moments, play in the rain, play in the snow, play on the road?"

"What does it stand for?"

His questions were met with blank stares.

"They couldn't tell me," Fisher said. "I said,

'When our helmet means the same thing as that ring, we have a chance to be good. That helmet represents everybody who wears a ring.'"

A&M hired Fisher to create a new Aggie tradition: The school's last league title came in 1998 and its lone national title in 1939.

Aggies are starved for championships, and Fisher has the recipe.

In his first season in Aggieland (2018), Fisher led the Aggies to nine wins and a second-place finish in the SEC West, which was the program's best SEC finish since joining the league in 2012. The Aggies closed out the year with four straight wins including an epic 74-72 seven-overtime victory over LSU, the program's first win over the Tigers in more than 20 years. The bowl victory was a 52-13 win over North Carolina State in the TaxSlayer Gator Bowl.

The second year included a schedule with five Top 10 opponents and three of those teams were ranked by the Associated Press as No. 1 at the time A&M faced off, a first in collegiate football history. The Aggies accepted a bid to the Texas Bowl and the Aggies beat Oklahoma State to notch Coach Fisher's 100th victory as a collegiate head coach.

With COVID interrupting everything in 2020, all Fisher did against an all-SEC schedule regular season was go 8-1, finish second in the SEC West,

and earn a spot in the Capital One Orange Bowl against North Carolina. The Aggies won 41-27 and finished the year 9-1 and a final national ranking of No. 4 in both polls. It marked the highest finish for an Aggie football team since Texas A&M's 1939 National Championship team of 1939. Fisher was a finalist for the Coach Paul "Bear" Bryant National Coach of the Year.

Despite losing several experienced starters to injury on both sides of the ball, including his starting quarterback, the Aggies posted an 8-4 record in 2021 and defeated the top-ranked Crimson Tide at Kyle Field, 41-38. Texas A&M qualified for the Gator Bowl but due to COVID was unable to participate in the bowl game.

Fisher brings an overall record of 117-37 (.760) into his 13th season as a collegiate head coach and a 34-14 (.708) ledger into his fifth campaign in Aggieland. Fisher has a 9-2 (.818) bowl record, which is among the best winning percentage ever, including a 3-0 mark as the Aggies' head man.

To go along with success on the gridiron, Fisher and his staff have done a great job of recruiting and developing young men into professional football prospects and outstanding individuals.

After Fisher's first season, seven Aggies were drafted and all seven made the final cuts as well as a couple of free agents. Running back Trayveon Williams set the school single-season rushing record with 1,760 yards in 2018 while tight end Jace Sternberger earned All-America honors and center Erik McCoy was a second-round choice by New Orleans and became a starter as a rookie. Defensive linemen Kingsley Keke and Daylon Mack were drafted along with defensive back Donovan Wilson. Even the 12th Man from 2018, Cullen Gillaspia was drafted by the Houston Texans and made the club as a fullback.

After the 2019 season, defensive lineman Justin Madubuike was drafted by the Baltimore Ravens and made the club along with 2018 Guy Award winner and All-American punter Braden Mann who was drafted and stuck with the New York Jets.

The starting quarterback at Texas A&M under Fisher's first three seasons was Kellen Mond who was drafted and signed with the Minnesota Vikings in the spring of 2020. Defensive lineman Bobby



Brown III was drafted and signed with the Los Angeles Rams while offensive lineman Dan Moore Jr. and linebacker Buddy Johnson were both drafted and signed with the Pittsburgh Steelers. Several other Aggies signed free agent contracts and all but one stuck on NFL rosters.

Four Aggies were drafted in 2022 with offensive lineman Kenyon Green becoming the first-round pick of his hometown Houston Texans. Six other Aggies signed free agent contracts and will report to training camp.

In his eight seasons in Tallahassee, Fisher established himself as one of the elite coaches in college football. He led the Seminoles to an 83-23 record, winning three Atlantic Coast Conference championships, four Atlantic Division titles and five bowl games, including the 2013 National Championship.

His .773 winning percentage ranked fourth-best among active head coaches (minimum five years) and was the best in ACC history.

FISHER FILE

PERSONAL

BIRTHDAY October 9, 1965
HOMETOWN Clarksburg, West Virginia
WIFE Courtney
CHILDREN sons, Trey, Ethan, Keller

EDUCATION

COLLEGE Salem (W.V.), 1990

PLAYING EXPERIENCE

1984-86 Salem (W.V.)
1987 Samford
1988 Chicago Bruisers (AFL)

COACHING EXPERIENCE

1988-89 Samford (SA/QB)
1990 Samford (GA/QB)
1991-92 Samford (OC/QB)
1993-98 Auburn (QB)
1999 Cincinnati (OC/QB)
2000-06 LSU (OC/QB)
2007-09 Florida State (OC/QB)
2010-17 Florida State (HC)
2018- Texas A&M (HC)

POSTSEASON EXPERIENCE

1991 Division I-AA Semifinals (Samford)
1992 Division I-AA Playoffs (Samford)
1995 Outback (Auburn)
1996 Independence (Auburn)
1997 Peach (Auburn)
2000 Peach (LSU)
2001 Sugar (LSU)
2002 Cotton (LSU)
2003 Sugar (National Championship) (LSU)
2004 Capital One (LSU)
2005 Peach (LSU)
2006 Sugar (LSU)
2007 Music City (Florida State)
2008 Champs Sports (Florida State)
2009 Gator (Florida State)
2010 Chick-fil-A (Florida State)
2011 Champs Sports (Florida State)
2012 Orange (Florida State)
2013 BCS National Championship (Florida State)
2014 Rose (CFP) (Florida State)
2015 Peach (Florida State)
2016 Orange (Florida State)
2018 Gator (Texas A&M)
2019 Texas (Texas A&M)
2020 Orange (Texas A&M)
2021 Gator (Texas A&M) (COVID)



Fisher, 56, won at least 10 games in six of his seasons and went 48-16 in the ACC.

He recruited top prospects, sent many onto the pros and graduated many others. His recruiting classes ranked in the top 10 each of his last seven years at FSU, with the 2011 class ranked No. 1 or 2 by every major recruiting service and the 2016 class ranked first.

Twelve of Fisher's FSU players earned consensus All-America honors, with quarterback Jameis Winston winning the Heisman Trophy in 2013.

Fisher saw 83 of his student-athletes graduate, and NFL teams drafted 51 of his players, including 21 first- or second-round selections. The Tampa Bay Buccaneers made Winston the No. 1 overall selection in 2015, one of three quarterbacks who played under Fisher to go in the first round. The Minnesota Vikings selected Christian Ponder 12th overall in 2011 and the Bills took EJ Manuel 16th overall in 2013.

The Seminoles set a modern-day NFL draft record with 29 players selected over a three-year period (2013-15), and Fisher had a first-round NFL draft choice every year he was head coach in Tallahassee.

In 2017, 34 Seminoles made opening weekend NFL rosters, tying for the seventh-most alumni in the league.

IN THE BEGINNING

Fisher grew up obsessed with winning. He treated everything -- grades, the race to the lunch line, cards, barrel racing, sports -- as a competition. It seemed a natural, then, that Fisher would choose a career with a scoreboard.

Fisher spent 17 years coaching for the Bowden family -- Terry Bowden at Samford and Auburn and Terry's father, Bobby, at FSU -- and five years working for Nick Saban at LSU. While Fisher lauds Bobby Bowden and Nick Saban for influencing his career, Fisher credits his parents with leaving the biggest impression on him.

Fisher describes his father, John James -- affectionately known as Big Jim -- and his mother, Gloria, as "hard-working, very down-to-earth people."

Big Jim and Gloria, who grew up in rural north-

central West Virginia, met at a fair when he was 23 and she was 18. Gloria was showing horses in a ring when Big Jim vowed to marry her the moment he set eyes on her.

Gloria taught chemistry and physics in the West Virginia public schools system for 51 years. She still substitutes at age 86. Big Jim was a farmer and cattle rancher by day on the family's 16-acre farm in Glen Falls and a coal miner at night. He developed black-lung disease, had several strokes and died from a heart attack in 1992 at the age of 62.

John James Jr. was born in Clarksburg, West Virginia, on Oct. 9, 1965. He answered to Jimmy and J.J. -- because of the many Jims in the family -- before his great aunt began calling him Jimbo. It stuck. Jimbo's only sibling, Bryan, arrived six years later.

Five days before Thanksgiving in 1967, Big Jim was injured in a mine explosion. A flash-fire blast slammed him into the mine wall, breaking Big Jim's leg in three places and leaving him with severe arm and facial burns. His family thought Big Jim might not make it, but after rehabbing for months, he returned to work in the coal mine and later earned a promotion to night foreman.

In West Virginia, coal mining is a way of life. Jimbo figured out when he was only 10 that it wasn't for him. That's when Jimbo let his school work slip, prompting Big Jim to have his own take-your-son-to-work day. After they descended into the bowels of Clinchfield Mine No. 3, Big Jim handed his son a shovel and told him to start digging. Big Jim's life lesson worked.

Jimbo saw sports as a way out. He became the starting quarterback at Clarksburg Liberty High School as a sophomore and ended up earning all-state honors in football, as a point guard in basketball and as a middle infielder and pitcher in baseball. Big Jim dissected games with Jimbo during the car rides home while also providing psychology lessons and motivational talks.

Jimbo earned a baseball scholarship to Clemson but lasted only one semester before returning home.

Fisher played quarterback at Salem College for Terry Bowden for three seasons and followed Bowden to Samford for his final season. Fisher became the NCAA Division III National Player of the Year in 1987 and recently earned induction into Samford's Hall of Fame as well as Salem.

Big Jim always believed Jimbo had a future in baseball. Instead, Jimbo pursued professional football. But his Arena League career ended when he injured a knee in a game at Madison Square Garden while playing for the Chicago Bruisers. It began his coaching career.

COACHING TREE

Fisher returned to Samford as a grad assistant/quarterbacks coach in 1988 before earning a promotion to offensive coordinator in 1991. He followed Bowden to Auburn in 1993 and stayed there for six seasons before becoming offensive coordinator and quarterbacks coach at Cincinnati in 1999.

In 2000, Fisher joined Nick Saban's staff at LSU as the offensive coordinator and quarterbacks coach. LSU made seven consecutive bowl appearances, won two SEC titles, went 70-20 and won the 2003 National Championship while Fisher was the Tigers' offensive coordinator. Fisher was a finalist for 2001 Frank Broyles Award, presented annually to the nation's top assistant coach.

Fisher developed a reputation as a perceptive play-caller and a quarterback whisperer. He developed Stan White, Patrick Nix and Dameyune Craig at Auburn and helped Josh Booty, Rohan Davey, Craig Nall, Matt Mauck, JaMarcus Russell and Matt Flynn get drafted in the NFL while at LSU. Russell, the No. 1 overall pick of the Oakland Raiders in the 2007 draft, and Davey were the first two 3,000-yard passers in LSU history.

In 2007, Fisher joined Bobby Bowden's staff at Florida State as the offensive coordinator and quarterbacks coach. He was tabbed as Bowden's eventual successor by the end of his first season in Tallahassee. Fisher impacted FSU's recruiting and its offensive play during his three seasons as coordinator, with the Seminoles' offense improving statistically each season.

SUCCEEDING BOBBY BOWDEN

Florida State named Bobby Bowden its head coach in 1976. He became the second-winningest coach in major college football. Bowden retired after the 2009 season, making Fisher the Seminoles' first new coach in 35 years and only the ninth in school history.

Fisher had no problem following a legend.

He led the Seminoles to a 10-4 record in 2010, the most victories for a first-year coach in program history, as FSU won the first of four ACC Atlantic Division titles. Florida State went 9-4 in 2011, 12-2 in 2012 and 14-0 in its national championship campaign in 2013. The Seminoles finished 13-1 in 2014 before back-to-back 10-3 campaigns in 2015 and 2016.

The 2013 season was historic as the Seminoles set the national record for points in a season (723), led the nation in scoring defense (12.1 points per game) and kicker Roberto Aguayo broke the national mark for points by a kicker (157).

The Seminoles rewrote school and conference record books. They set FSU and ACC records for single-season total offense (7,267 yards), points per game (51.6) and yards per play (7.67). Their nation-leading 94 touchdowns also established new school and ACC marks. Florida State's 42 passing touchdowns was a school and conference record, while its 42 rushing scores set a new school mark.

In winning the third national championship in school history in the final Bowl Championship Series National Championship Game, FSU needed the largest comeback in the game's 16-year history. The Seminoles overcame an 18-point deficit to rally for



a 34-31 victory over Auburn. Winston led an 80-yard, game-winning drive, throwing a 2-yard touchdown to Kelvin Benjamin with 13 seconds left.

Fisher earned the 2013 Rawlings National College Football Coach of the Year honors and the AFCA Regional Coach of the Year for Region 1 as the Seminoles became the sixth team ever to win 14 games and the first ACC team to accomplish the feat.

The Seminoles continued their winning ways into 2014, with their third consecutive ACC Championship. The 37-35 victory over Georgia Tech in the conference title game was FSU's school-record and ACC-record 29th win in a row. It was the nation's second-longest winning streak over the past 20 years.

Only 13 other teams in college football history ever have won as many games in a row.

WELCOME TO AGGIELAND

Texas A&M stunned the college football world Dec. 4, 2017, when it announced Fisher had agreed to a 10-year, \$75 million deal. He replaced Kevin Sumlin, becoming the school's 29th full-time head football coach.

"Gone are the days when we settle for a good football team," John Sharp, Chancellor of the Texas A&M System, said. "We expect to compete soon for championships. Our Board of Regents and 12th Man fans are to be commended for devoting resources to facilities and now to the coaching staff to do just that. Beat the Hell Out of Everybody!"

Fisher previously received calls from big-time programs, but until Texas A&M's, he was never enticed enough to leave Florida State. When Fisher was the Tigers' offensive coordinator, former Texas A&M Athletics Director Scott Woodward served as LSU's director of external affairs.

It was Fisher's relationship with Woodward, combined with A&M's potential, that got him out of Tallahassee.

Luring a national championship coach – something that hadn't been done since Johnny Majors left Pittsburgh for Tennessee in 1977 – was a "heavy lift." At the time, only three other active Bowl Subdivision coaches won national titles – Saban, Clemson's Dabo Swinney and Ohio State's Urban Meyer. Saban and Meyer both left after winning national championships, but Saban went to the NFL's

Miami Dolphins and Meyer retired for a year.

Fisher and the Aggies have lofty expectations. A&M had gone 16-20 against SEC West opponents since joining the conference in 2012, but as a head coach at FSU, Fisher was 9-2 against SEC teams.

Fisher calls the Aggies a sleeping giant.

"I definitely do [think a national title is an attainable goal] or I wouldn't be here," Fisher said. "We have to get there, and we have to prepare the players for that situation so when it's there, they can take advantage of that situation. Do we have a timetable? I don't have patience, but we still have to do the things we have to do. It's a huge challenge, because of the people you play and the conference you're in and all the things you do, but hey, that's why you're in this business. If you don't like competition, and you don't like competing, you're in the wrong business."

FAMILY

Jimbo and his wife, Courtney, reside in College Station.

Fisher enjoys spending his free time with his sons, Trey, Ethan and stepson Keller. The family can often be found at their ranch or on Lake Conroe during the off-season. Trey attends Florida A&M University in Tallahassee, Florida, where he is a member of the football team. Ethan, a high school junior, is a kicker on his high school football team. Keller, a high school sophomore, plays both school and club basketball. Ethan and Keller are avid hunters, fishermen and co-founders of @americas_bass_fishing instagram.

KIDZ1STFUND

In 2011, doctors diagnosed Ethan with a rare genetic disease, Fanconi anemia, which affects bone marrow and results in decreased blood cell production. It prompted Ethan's parents, Jimbo and Candi, to begin a national foundation, Kidz1stFund. The non-profit, founded to raise awareness and funds to find a cure for Fanconi anemia, has raised almost 12 million for FA research in the 11 years since. Including over \$350,000 that was raised when a fan started a \$41.38 donation campaign after Texas A&M beat Alabama in 2021.

Minnesota's Masonic Children's Hospital rechristened its FA program the Kidz1stFund Fanconi Anemia Comprehensive Care Center.

Finding a cure for Fanconi anemia is the focus of the foundation, so Ethan and others with Fanconi anemia can lead full, healthy lives. Providing the funds to the doctors and researchers is crucial to making this goal a reality. That is why Fisher is committed to 100% of the funds given to Kidz1st go directly to research. Not a single dollar is spent elsewhere.

For decades, the disorder was considered untreatable. Promising advances in medical research have improved the prognosis. The average life expectancy of Fanconi anemia patients has risen 11 years, to the mid-30s, since Kidz1stFund began.

Most children fighting Fanconi anemia will require a stem cell transplant, either bone marrow or cord blood. Although not a cure for the disease, it aids in extending the quality and quantity of life. Yet, many wait years to find a donor who is a perfect match, and some never do. Kidz1stFund hosts bone marrow donor drives throughout the year, and has registered over 7,500 new potential donors into the National Marrow Donor Registry and has had at least 13 matches go on to save a life. Those between the ages of 18-40 can register for the registry by texting the word Kidz to 61474. For more information visit Kidz1stFund.com.

THE FISHER RECORD



2013 BCS NATIONAL CHAMPIONSHIP
No. 1 Florida State 34, No. 2 Auburn 31

STAFF

2010

FLORIDA STATE

(10-4 • 6-2 ACC/1st in Atlantic)

SEPTEMBER

4	W	59-6	Samford
11	L	17-47	at #10 Oklahoma
18	W	34-10	BYU
25	W	31-0	* Wake Forest

OCTOBER

2	W	34-10	* at Virginia
9	W	45-17	* at #13 Miami (Fla.)
16	W	24-19	* Boston College
28	L	24-28	* at NC State

NOVEMBER

6	L	35-37	* North Carolina
13	W	16-13	* Clemson
20	W	30-16	* at Maryland
27	W	31-7	Florida

DECEMBER

4	L	33-44	vs. #12 Virginia Tech
<small>ACC Championship Game – Charlotte, N.C.</small>			
31	W	26-17	vs. #19 South Carolina
<small>Chick-fil-A Bowl – Atlanta, Ga.</small>			

2011

FLORIDA STATE

(9-4 • 5-3 ACC/2nd in Atlantic)

SEPTEMBER

3	W	34-0	Louisiana-Monroe
10	W	62-10	Charleston Southern
17	L	13-23	#1 Oklahoma
24	L	30-35	* at #21 Clemson

OCTOBER

8	L	30-35	* at Wake Forest
15	W	41-16	* at Duke
22	W	41-16	* Maryland
29	W	34-0	* NC State

NOVEMBER

3	W	38-7	* at Boston College
12	W	23-19	* at Miami (Fla.)
19	L	13-14	* Virginia
26	W	21-7	at Florida

DECEMBER

29	W	18-14	vs. Notre Dame
<small>Champs Sports Bowl – Orlando, Fla.</small>			

2012

FLORIDA STATE

(12-2 • 7-1 ACC/1st in Atlantic)

ACC Champions

SEPTEMBER

1	W	69-3	Murray State
8	W	55-0	Savannah State
15	W	52-0	* Wake Forest
22	W	49-37	* #10 Clemson
29	W	30-17	at South Florida

OCTOBER

6	L	16-17	* at NC State
13	W	51-7	* Boston College
20	W	33-20	* at Miami (Fla.)
27	W	48-7	* Duke

NOVEMBER

8	W	28-22	* at Virginia Tech
17	W	41-14	* at Maryland
24	L	26-37	at #6 Florida

DECEMBER

1	W	21-15	vs. Georgia Tech
<small>ACC Championship Game – Charlotte, N.C.</small>			

JANUARY

1	W	30-10	vs. #16 Northern Illinois
<small>Orange Bowl – Miami, Fla.</small>			

2013

FLORIDA STATE

(14-0 • 8-0 ACC/1st in West)

ACC Champions

National Champions

SEPTEMBER

2	W	41-13	* at Pitt
14	W	62-7	Nevada
21	W	54-6	Bethune-Cookman
28	W	48-34	* at Boston College

OCTOBER

5	W	63-0	* #25 Maryland
19	W	51-14	* at #3 Clemson
26	W	49-17	* NC State

NOVEMBER

2	W	41-14	* #7 Miami (Fla.)
9	W	59-3	* at Wake Forest
16	W	59-3	* Syracuse
23	W	80-14	Idaho
30	W	37-7	at Florida

DECEMBER

7	W	45-7	vs. #20 Duke
<small>ACC Championship Game – Charlotte, N.C.</small>			

JANUARY

6	W	34-31	vs. #2 Auburn
<small>BCS National Championship Game – Pasadena, Calif.</small>			

THE FISHER RECORD



**INTRODUCTORY
PRESS CONFERENCE
December 4, 2017**

2014

FLORIDA STATE

(13-1 • 8-0 ACC/1st in Atlantic)
ACC Champions

AUGUST

30 W 37-31 vs. Oklahoma State

AT&T Stadium, Arlington, Texas

SEPTEMBER

6 W 37-12 The Citadel

20 W 23-17 * #22 Clemson ^(OT)

27 W 56-41 * NC State

OCTOBER

4 W 43-3 * Wake Forest

11 W 38-20 * Syracuse

18 W 31-27 #5 Notre Dame

30 W 42-31 * Louisville

NOVEMBER

8 W 34-20 * Virginia

15 W 30-26 * Miami (Fla.)

22 W 20-17 * Boston College

29 W 24-19 Florida

DECEMBER

6 W 37-35 vs. #12 Georgia Tech

ACC Championship Game - Charlotte, N.C.

JANUARY

1 L 20-59 vs. #3 Oregon

Rose Bowl; CFP Semifinal - Pasadena, Calif.

2015

FLORIDA STATE

(10-3 • 6-2 ACC/2nd in Atlantic)

SEPTEMBER

5 W 59-16 Texas State

12 W 34-14 South Florida

18 W 14-0 * at Boston College

OCTOBER

3 W 24-16 * at Wake Forest

10 W 29-24 * Miami (Fla.)

17 W 41-21 * Louisville

24 L 16-22 * at Georgia Tech

31 W 45-21 * Syracuse

NOVEMBER

7 L 13-23 * at #3 Clemson

14 W 34-17 * NC State

21 W 52-13 Chattanooga

28 W 27-2 at #10 Florida

DECEMBER

31 L 24-38 vs. #14 Houston

Peach Bowl - Atlanta, Ga.

2016

FLORIDA STATE

(10-3 • 5-3 ACC/3rd in Atlantic)

SEPTEMBER

5 W 45-34 vs. #11 Ole Miss

Camping World Stadium, Orlando, Fla.

10 W 52-8 Charleston Southern

17 L 20-63 * at #10 Louisville

24 W 55-35 at South Florida

OCTOBER

1 L 35-37 * North Carolina

8 W 20-19 * at #10 Miami

15 W 17-6 * Wake Forest

29 L 34-37 * #3 Clemson

NOVEMBER

5 W 24-20 * at NC State

11 W 45-7 * Boston College

19 W 45-14 * at Syracuse

26 W 31-13 #13 Florida

DECEMBER

30 W 33-32 vs. #6 Michigan

Orange Bowl - Miami, Fla.

2017

FLORIDA STATE

(*7-6 • 3-5 ACC/6th in Atlantic)

SEPTEMBER

2 L 7-24 vs. #1 Alabama

Mercedes-Benz Stadium, Atlanta, Ga.

23 L 21-27 * North Carolina State

30 W 26-19 * at Wake Forest

OCTOBER

7 L 20-24 * #13 Miami (Fla.)

14 W 17-10 * at Duke

21 L 28-31 * Louisville

27 L 3-35 * at Boston College

NOVEMBER

4 W 27-24 * Syracuse

11 L 14-31 * at #4 Clemson

18 W 77-6 Delaware State

25 W 38-22 at Florida

DECEMBER

2 *W 42-10 Louisiana-Monroe

27 *W 42-13 vs. Southern Miss

Independence Bowl - Shreveport, La.

* Jimbo Fisher resigned as the FSU head coach on Dec. 1, 2017 and did not coach the final two games. His overall record does not reflect the victories.

2018

TEXAS A&M

(9-4 • 5-3 SEC/2nd in West)

AUGUST

30 W 59-7 Northwestern State

SEPTEMBER

8 L 26-28 #2 Clemson

15 W 48-10 ULM

22 L 23-45 * #1 Alabama

29 W 24-17 * vs. Arkansas

Southwest Classic - Arlington, Texas

OCTOBER

6 W 20-14 * #13 Kentucky ^(OT)

13 W 26-23 * at South Carolina

27 L 13-28 * at Mississippi State

NOVEMBER

3 L 24-28 * at Auburn

10 W 38-24 * Ole Miss

17 W 41-20 #25 UAB

24 W 74-72 * #8 LSU ^(OT)

DECEMBER

31 W 52-13 vs. NC State

TaxSlayer Gator Bowl - Jacksonville, Fla.

2019

TEXAS A&M

(8-5 • 4-4 SEC/4th in West)

AUGUST

29 W 41-7 Texas State

SEPTEMBER

7 L 10-24 at #1 Clemson

14 W 62-3 Lamar

21 L 20-28 * #8 Auburn

28 W 31-27 * vs. Arkansas

Southwest Classic - Arlington, Texas

OCTOBER

12 L 28-47 * #1 Alabama

19 W 24-17 * at Ole Miss

26 W 49-30 * Mississippi State

NOVEMBER

2 W 45-14 UTSA

16 W 30-6 * South Carolina

23 L 13-19 * at #4 Georgia

30 L 7-50 * at #1 LSU

DECEMBER

27 W 24-21 vs. #25 Oklahoma State

Academy Sports & Outdoors Texas Bowl - Houston, Texas

2020

TEXAS A&M

(9-1 • 8-1 SEC/2nd in West)

SEPTEMBER

26 W 17-12 * Vanderbilt

OCTOBER

3 L 24-52 * at #1 Alabama

10 W 41-38 * #4 Florida

17 W 28-14 * at Mississippi State

31 W 42-31 * Arkansas

NOVEMBER

7 W 48-3 * at South Carolina

28 W 20-7 * LSU

DECEMBER

5 W 31-20 * at Auburn

19 W 34-13 * at Tennessee

JANUARY

2 W 41-27 * vs. #13 North Carolina

Capital One Orange Bowl - Miami, Fla.

2021

TEXAS A&M

(8-4 • 4-4 SEC/t3rd in West)

SEPTEMBER

4 W 41-10 Kent State

11 W 10-7 vs. Colorado

18 W 34-0 New Mexico

25 L 10-20 * vs. #16 Arkansas

Southwest Classic - Arlington, Texas

OCTOBER

2 L 22-26 * Mississippi State

9 W 41-38 * #1 Alabama

16 W 35-14 * at Missouri

23 W 44-14 * South Carolina

NOVEMBER

6 W 20-3 * #12 Auburn

12 L 19-29 * #12 Ole Miss

20 W 52-3 * Prairie View A&M

27 L 24-27 * at LSU

DECEMBER

31 DNP vs. #20 Wake Forest

*TaxSlayer Gator Bowl - Jacksonville, Fla.
A&M did not play due to Covid-19*



ELIJAH ROBINSON



ASST. HEAD COACH/RUN GAME COOR./DL



PENN STATE '08

Fourth Season at Texas A&M • 13th Season as a Coach

Elijah Robinson arrived in Aggieland in January of 2018 following stints at Baylor, Temple and Penn State. Robinson served as the defensive line coach in his first four seasons with the Aggies before he was promoted to assistant head coach and run game coordinator in January of 2022.

In 2021, the entire starting defensive line signed NFL contracts with DeMarvin Leal being selected in the third round, while Micheal Clemons was tabbed in the fourth round.

In 2020, Robinson helped guide a veteran defensive line that led the SEC and was top-10 in the nation in total defense, also boasting a top-three ranking in the country in rushing defense. His guidance helped A&M post a program-best 8-1 regular season record against all SEC opponents and boast a top-five ranking through the end of the season.

In his first season at Texas A&M, Robinson's unit helped the Aggies finished second in the league in rushing defense as they allowed just 95.2 yards per game, a 75.6 yard improvement from the 2017 season. The Maroon & White tallied 2.8 sacks per game as defensive tackles Justin Madubiuke and Daylon Mack finished in the top-15 in sacks in the SEC. Robinson is largely credited with sparking Mack's resurgence as a senior that saw him go on to be drafted in the fifth round by the Baltimore Ravens in the 2019 NFL Draft.

Robinson coached the defensive line for former Baylor and current Carolina Panthers head coach Matt Rhule for four seasons at Baylor (2017) and Temple (2014-16). During that span, Robinson mentored seven players that earned all-conference accolades.

He coached honorable mention All-Big 12 lineman Ira Lewis at Baylor in 2017 and he mentored six All-American Athletic Conference selections at Temple, including first-team picks Haason Reddick (2016), Matt Ionnidis (2015) and Nate D. Smith (2015).

The 2016 Owls rush defense ranked No. 2 in the AAC and 25th nationally, allowing just 130.4 yards per game, and met team's yearly defensive goal with a conference-best 40.0 sacks. In 2015, Temple recorded 32.0 sacks, including a season-high 10.0 in the Owls' season-opening win against Penn State.

Robinson's 2014 defensive line crew led the team to 27.0 sacks and 79.0 tackles for loss, as the Owls led the AAC in scoring defense (17.5 points/game) and passing defense (186.9 yards/game).

Prior to Temple, Robinson spent 10 seasons at



Penn State as a student-athlete and staff member. The former Nittany Lions defensive tackle had his playing career cut short after suffering a neck injury during spring practice in 2006. He earned his bachelor's degree from PSU in 2008 and spent three years as a graduate assistant -- 2009 with academics and 2010-2011 as defensive graduate assistant -- before earning his master's degree in 2012.

During the final two months of the 2011 season, Robinson served as defensive line coach, assisting co-defensive coordinator Larry Johnson. He worked with eventual NFL players Devon Still, Jared Odrick and Aaron Maybin.

His final two seasons at Penn State he served as director of community relations and NFL liaison under then-head coach Bill O'Brien. In that role he organized scouting visits, orchestrated Pro Day, developed community service initiatives and served as the football team's liaison with admissions, compliance, housing and academics.

The Camden, N.J., native earned All-State and All-South Jersey honors at Woodrow Wilson High School, leading the team to a 15-0 record and a state championship in 2002.

ROBINSON FILE

PERSONAL

BORN May 25, 1985

HOMETOWN Camden, N.J.

EDUCATION

COLLEGE Penn State, BS 2008

Penn State, Master's 2012

PLAYING EXPERIENCE

2004-08 Penn State

COACHING EXPERIENCE

2009-11 Penn State (GA)

2012-13 Penn State (Director of Community Relations)

2014-15 Temple (DL)

2016 Temple (DL/Run Game Coor.)

2017 Baylor (DL)

2018-21 Texas A&M (DL)

2022 Texas A&M (Asst. HC/ Run Game Coor./DL)

POSTSEASON EXPERIENCE

Player

2005 Orange (Penn State)

2006 Outback (Penn State)

2007 Alamo (Penn State)

2008 Rose (Penn State)

Coach

2009 Capital One (Penn State)

2010 Outback (Penn State)

2011 TicketCity (Penn State)

2015 Boca Raton (Temple)

2016 Military (Temple)

2018 Gator (Texas A&M)

2019 Texas (Texas A&M)

2020 Orange (Texas A&M)

2021 Gator (Texas A&M) (COVID)

STAFF



DARRELL DICKEY



OFFENSIVE COORDINATOR / QUARTERBACKS



KANSAS ST. '83

Fifth Season at Texas A&M • 38th Season as a Coach

Former North Texas head coach and longtime offensive play-caller Darrell Dickey arrived in Aggieland in January of 2018 as Texas A&M's offensive coordinator.

Dickey, who got his coaching start as a graduate assistant at Texas A&M in 1985, came to Texas A&M after five seasons as the offensive coordinator at the University of Memphis under Justin Fuente and Mike Norvell. Over a 30-plus year coaching career, Dickey has served as the offensive coordinator at seven Football Bowl Subdivision schools, in addition to a nine-year stint as the head coach of the University of North Texas.

Dickey helped guide the Aggies to one of the top seasons in program history as the team boasted an 8-1 regular season record against an all-SEC slate and the program's first invitation to a New Year's 6 Bowl.

Dickey played an instrumental role in Memphis' turnaround and rise on the college football's national landscape. In the two seasons prior to his arrival in 2012, the Tigers won just three games, but Dickey helped change the program's image quickly.

Over four seasons, Dickey was a member of the Tigers coaching staff that led the program to a 37-14 record (.725 winning percentage), four-straight bowl appearances, a conference championship and two divisional titles. The 37 wins are the most over a four-season period in Tigers history and also placed Memphis among the nation's top-25 college football programs for wins and winning percentage from 2014-17.

One of the keys to Memphis' rise was the consistently prolific offenses directed by Dickey. Dickey's 2017 offense (prior to the bowl game) averaged 47.7 points (No. 2 nationally), 548.2 total yards (No. 4), 339.1 passing yards (No. 8) and 209.1 rushing yards (No. 30). Memphis was one of six teams in FBS to gain more than 6,000 total yards from 2015-17.

Dickey joined the Memphis program after serving as co-offensive coordinator and running backs coach at Texas State in 2011. Texas State's rushing attack averaged 195 yards per game and scored 20 of the team's 35 offensive touchdowns. In seven of 12 games, the Bobcats tallied at least 200 yards rushing, and the squad registered at least 40 carries in nine games.

Dickey made his move to Texas State after spending two seasons as offensive coordinator and running backs coach at New Mexico. He also served as offensive coordinator at Utah State in 2007-08.

At Utah State, Dickey's 2008 offense produced 1,653 rushing yards, the school's highest total in nine seasons. In addition, Aggies signal-caller Diondre Borel was one of seven quarterbacks nationally to lead their respective teams in rushing and passing.

Dickey went to Utah State after serving nine years as the North Texas head coach from 1998-2006. He guided the Mean Green to four-consecutive Sun Belt Conference (SBC) championships from 2001-04 with

a combined league record of 25-1. Dickey's overall record in SBC play was 29-11, including a 26-game conference win streak that stretched from 2001-05. North Texas participated in four-consecutive New Orleans Bowls from 2001-04.

He coached North Texas to nine wins for the first time in 23 years in 2003, after winning eight contests a year earlier. In the 2003 New Orleans Bowl, Dickey's squad suffered a 27-17 loss to Memphis. The Mean Green also had a 7-5 mark in 2004.

Under his direction, North Texas landed 70 players on All-SBC teams, including 39 first-team selections. Dickey was named the head coach of the Sun Belt Conference's 30th Anniversary Team in 2004. Dickey also guided the Mean Green to its first bowl win in 57 years when North Texas defeated Cincinnati in the 2002 New Orleans Bowl.

North Texas produced back-to-back NCAA rushing leaders in Patrick Cobbs (2003) and Jamario Thomas (2004). Cobbs led the nation with 152.7 yards per game in 2003, and Thomas repeated the feat with 180.1 yards per contest in 2004. In his final season at North Texas, Dickey suffered a heart attack on Oct. 13, 2006, but missed just one game. In a nine-month span, Dickey had his gall bladder removed, was diagnosed with diabetes and suffered a heart attack.

The offensive-minded Dickey went to North Texas after serving as offensive coordinator at SMU in 1997. That season, the Mustangs posted their first winning record since the program returned to the playing field in 1989 following the NCAA "Death Penalty."

He went to SMU after serving as assistant head coach and offensive coordinator at UTEP from 1994-96.

Dickey also was a tight ends coach at LSU from 1991-93, during which time the Tigers upset No. 1-ranked Alabama in Tuscaloosa in 1993. He went to LSU after serving as quarterbacks and running backs coach at Mississippi State in 1990. That season, the Bulldogs beat LSU for the first time in six seasons when running back Tay Galloway ran for 111 yards and two touchdowns.

Dickey was the offensive coordinator at Memphis from 1987-89, after serving one season as Tigers running backs coach in 1986. In his first coaching stint in the Bluff City, the Tigers upset SEC powers Alabama (1987) and Florida (1988). He also served as a graduate assistant at Texas A&M under then-head coach Jackie Sherrill in 1985 when the Aggies won the Southwest Conference title and played in the 1986 Cotton Bowl.

Dickey is the son of Jim Dickey, who was head football coach at Kansas State from 1978-85. He played quarterback for his father and led the Wildcats to the 1982 Independence Bowl, the program's first bowl game. He also played in the 1982 Blue-Gray All-Star Game. Dickey graduated from Kansas State in 1983 with a degree in business administration.

He and his wife, Tory, have a daughter, Meredith.

DICKEY FILE

PERSONAL

BORN..... December 6, 1959
HOMETOWN..... Galveston, Texas
WIFE..... Tory
CHILDREN daughter, Meredith

EDUCATION

COLLEGE..... Kansas State, 1983

PLAYING EXPERIENCE

1979-82..... Kansas State
1983..... Seattle Seahawks
1984..... New Orleans Saints

COACHING EXPERIENCE

1985..... Texas A&M (GA)
1986..... Memphis (RB)
1987-89..... Memphis (OC)
1990..... Mississippi State (QB/RB)
1991-93..... LSU (TE)
1994-96..... UTEP (AHC/OC)
1997..... SMU (OC)
1998-06..... North Texas (HC)
2007-08..... Utah State (OC)
2009-10..... New Mexico (OC/RB)
2011..... Texas State (co-OC/RB)
2012-14..... Memphis (OC/RB)
2015-16..... Memphis (AHC/co-OC/RB)
2017..... Memphis (OC/RB)
2018..... Texas A&M (OC/QB)

POSTSEASON EXPERIENCE

Player

1982..... Independence (Kansas St.)

Coach

1985..... Cotton (Texas A&M)
2001..... New Orleans (North Texas)
2002..... New Orleans (North Texas)
2003..... New Orleans (North Texas)
2004..... New Orleans (North Texas)
2014..... Miami Beach (Memphis)
2015..... Birmingham (Memphis)
2016..... Boca Raton (Memphis)
2018..... Gator (Texas A&M)
2019..... Texas (Texas A&M)
2020..... Orange (Texas A&M)
2021..... Gator (Texas A&M) (COVID)



DJ DURKIN



DEFENSIVE COORDINATOR



BOWLING GREEN '00

First Season at Texas A&M • 22nd Season as a Coach

One of the nation's top defensive minds, veteran coach DJ Durkin joined the Texas A&M football staff as defensive coordinator in January of 2022.

Durkin arrived in Aggieland after directing the defense and coaching the linebackers at Ole Miss for two seasons. The Youngstown, Ohio, native also helped spearhead successful units at Michigan and Florida, among other stops during his 20-year coaching career.

In addition to his significant experience on the field, Durkin has been equally accomplished on the recruiting trail. The Rivals' Recruiter of the Year in 2012, Durkin has helped ink nine top-25 classes, including five which ranked in the top 10 nationally. During his time with the Gators, Durkin helped land four-straight top-11 recruiting classes and nine five-star prospects.

Prior to his time in Oxford, Durkin spent one season in the NFL as a consultant for the Atlanta Falcons in 2018 after serving as the head coach at Maryland for the 2016 and 2017 seasons. He doubled the Terrapins' win total during his first season at the helm and excelled on the recruiting trail, bringing in consecutive top-30 signing classes for the first time in program history.

Prior to Maryland, Durkin served as the defensive coordinator and linebackers coach at Michigan, leading a defensive unit that ranked fourth in the country. Under Durkin, the Wolverines limited opponents to 17.2 points per game in 2015, in addition to shutting out three-consecutive opponents – the longest such streak at Michigan in 35 years.

Durkin's immediate impact in Ann Arbor was also displayed in player development. Michigan had nine defensive All-Big Ten honorees, including a pair of first-team defensive backs: Jourdan Lewis and Jabrill Peppers. In addition, three Wolverines (Ryan Glasgow, Lewis and Peppers,) were named semifinalists for national defensive awards in 2015.

As the defensive coordinator at Florida from 2013-14, Durkin led the Gators to consecutive top-15 rankings in total defense with the 15th-best mark in the country in 2014 (329.0 yards/game) and the eighth-best (314.2 yards/game) in 2013.

Florida's 2014 team finished the year ranked in the top 10 in the nation in yards allowed per play (4.45), yards allowed per rush attempt (3.16) and yards allowed per pass attempt (5.9).

The group was highlighted by All-SEC first team selections Dante Fowler Jr. and defensive back Vernon Hargreaves, along with second team all-conference honoree Antonio Morrison. Fowler

was subsequently selected third overall in the 2015 NFL Draft by the Jacksonville Jaguars.

In Durkin's first season as defensive coordinator, Florida finished first in the SEC and seventh in the country in pass defense (171.8 yards per game). The Gators were sixth nationally in first downs allowed (16.1 per game) and 15th in scoring defense (21.1 points per game), while allowing only 27 touchdowns, the sixth-fewest in the nation in 2013. Defensive tackle Dominique Easley was drafted by the New England Patriots in the first round of the 2014 NFL Draft.

From 2010-2012, Durkin served as special teams coordinator and linebackers coach at Florida. Durkin's coaching on special teams helped produce punter Chas Henry, the winner of the Ray Guy Award in 2011, and kicker Caleb Sturgis, a two-time finalist for the Lou Groza Award.

Prior to Florida, Durkin spent three seasons at Stanford coaching defensive ends and special teams. Under Durkin's tutelage, Stanford's defensive ends helped the Cardinal rank 11th nationally in sacks per game in 2007 and 2009. Durkin also helped the Cardinal bring in its highest ranked recruiting class in eight years in 2009.

As a player, Durkin starred at Bowling Green as a starter at defensive end and outside linebacker from 1997-2000. He led the team in sacks in 1998 and served as a team captain for two seasons.

Durkin was honored with numerous team awards, including the Ken Schoeni Award for Character and Toughness.

He earned his bachelor's degree in business marketing from Bowling Green in 2001 and his master's degree in educational administration and supervision in 2004.

Durkin and his wife Sarah have one daughter, Abigail, and one son, Luke.

DURKIN FILE

PERSONAL

BORN..... January 15, 1978
HOMETOWN..... Youngstown, Ohio
WIFE..... Sarah
CHILDREN..... Abigail, Luke

EDUCATION

COLLEGE..... Bowling Green, 2000

PLAYING EXPERIENCE

1997-2000..... Bowling Green

COACHING EXPERIENCE

2000-02..... Bowling Green (GA)
2003-04..... Notre Dame (GA)
2005..... Bowling Green (DE)
2006..... Bowling Green (LB/ST)
2007-09..... Stanford (DE/ST)
2010-12..... Florida (LB/ST)
2013-14..... Florida (DC)
2015..... Michigan (DC/LB)
2016-17..... Maryland (Head Coach)
2019..... Atlanta Falcons (Consultant)
2020-21..... Ole Miss (co-DC/LB)
2022..... Texas A&M (DC/Safeties)

POSTSEASON EXPERIENCE

2004..... Insight (Notre Dame)
2010..... Outback (Florida)
2011..... Gator (Florida)
2012..... Sugar (Florida)
2014..... Birmingham (Florida)
2015..... Citrus (Michigan)
2016..... Quick Lane (Maryland)
2020..... Outback (Ole Miss)
2021..... Sugar (Ole Miss)

STAFF



JAMES COLEY



CO-OFFENSIVE COORDINATOR/TIGHT ENDS



FLORIDA STATE '97

Third Season at Texas A&M • 26th Season as a Coach

Regarded as one of the elite recruiters in college football, Southeastern Conference coaching veteran James Coley arrived in Aggieland in January 2020 as the tight ends coach and was named Texas A&M's co-offensive coordinator in January 2022 by head coach Jimbo Fisher. Coley joined the A&M staff after reaching three SEC Championships and the College Football Playoff at Georgia.

In 2020, Coley helped the Aggies post an impressive 9-1 record, including an 8-1 regular season mark against an all-SEC slate. A&M concluded the season with a lopsided victory over nationally-ranked North Carolina in the program's first New Year's 6 Bowl game.

Coley was part of a 2017 staff that led Georgia to a record-tying 13 victories, including its first SEC championship since 2005, first appearance in the College Football Playoff, first appearance (and victory over Oklahoma) in the Rose Bowl CFP semifinal and first appearance in the College Football Playoff Championship Game. Georgia's offense finished first in the SEC and ninth nationally in rushing offense (258.4 ypg), third in the SEC in scoring (35.4 ppg), fifth in total offense (435.3 ypg), and fourth nationally in red zone offense (0.964).

The Bulldogs followed up in 2018 with another SEC Eastern Division championship, 11-win season, and appearance in the Allstate Sugar Bowl. Georgia finished first in the SEC in total rushing offense, rushing offense per game, and second in the SEC in total offense, touchdowns scored, and scoring offense. In 2019 the Bulldogs reached the SEC Championship for the third consecutive season before capturing the Sugar Bowl title over No. 7 Baylor.

Coley's two seasons of coaching Bulldog receivers produced a pair of NFL draft picks: Isaiah McKenzie (Denver) and Javon Wims (Chicago). In 2018 he coached sophomore quarterback Jake Fromm who posted the second-best completion percentage in school history at 67.3, which was 12th nationally, and second-best passing efficiency for a QB at 171.21, which was fifth nationally.

Coley served as offensive coordinator and quarterbacks coach at Miami (Fla.) from 2013-15. Prior to joining the Hurricane staff, he worked with Fisher as offensive coordinator and tight ends coach (2010-12) and tight ends coach and recruiting coordinator (2008-09) at Florida State. At FSU, Coley worked with Fisher to mentor three first round draft picks in quarterbacks Christian Ponder, EJ Manuel, and Jameis Winston. The Seminole offenses were high-powered, averaging 31.4 points per game in



2010, 30.6 in 2011, and 39.3 in 2012.

While at Miami, the Hurricane offense led the nation in "explosive plays" all three years and they produced two 1,000 yard rushers in Duke Johnson (1,652 yards in 2014) and Joe Yearly (1,002 in 2015). Coley coached quarterback Brad Kaaya who earned Freshman All-America honors and broke the single season record for passing yards and touchdowns at Miami (3,198 yards, 26 TDs) in 2014. Wide receiver Allen Hurns, currently with the Miami Dolphins, broke the single season receiving record with 1,162 yards in 2013.

In 2014, his Miami offense averaged 430.3 yards per game and seven of Coley's offensive players earned All-ACC honors with running back Johnson and Shane McDermott receiving first team recognition. In addition, tight end Clive Walford earned AP All-America honors.

A native of Miami, he served as an offensive assistant with the Miami Dolphins in 2005-06. His coaching resume also included a stop at 2003 national champion LSU where he served as a graduate assistant coach on a Tiger staff that included Fisher.

COLEY FILE

PERSONAL

BORN..... April 14, 1973
HOMETOWN..... Miami, Florida
WIFE..... Kenia
CHILDREN: Madison and Brady

EDUCATION

COLLEGE..... Florida State BS, 1997
LSU Master's, 2004

COACHING EXPERIENCE

1997-99..... Miami (Fla.) Senior H.S. (QB)
2000-02..... Miami (Fla.) Norland H.S. (Assistant HC/OC)
2003-04..... LSU (GA)
2005-06..... Miami Dolphins (Offensive Asst.)
2007..... FIU (OC/QB)
2008-09..... Florida State (TE/Recruiting Coord.)
2010-12..... Florida State (OC/TE)
2013-15..... Miami (Fla.) (OC/QB)
2016-17..... Georgia (WR)
2018-19..... Georgia (co-OC/QB)
2019..... Georgia (OC/QB) (Asst HC)
2020-21..... Texas A&M (TE)
2022..... Texas A&M (co-OC/TE)

POSTSEASON EXPERIENCE

2003..... SEC Champions (LSU)
2003..... Sugar, National Champions (LSU)
2004..... Capital One (LSU)
2008..... Citrus (Florida State)
2009..... Gator (Florida State)
2010..... Peach (Florida State)
2011..... Citrus (Florida State)
2012..... Orange (Florida State)
2013..... Russell Athletic (Miami)
2014..... Independence (Miami)
2015..... Sun (Miami)
2016..... Liberty (Georgia)
2017..... SEC Champions (Georgia)
2017..... Rose, National Championship Game (Georgia)
2018..... SEC Championship (Georgia)
2018..... Sugar (Georgia)
2019..... SEC Championship (Georgia)
2019..... Sugar (Georgia)
2020..... Orange (Texas A&M)
2021..... Gator (Texas A&M) (COVID)

STAFF



TYLER SANTUCCI



CO-DEFENSIVE COORDINATOR/LB



STONY BROOK '10

Third Season at Texas A&M • 12th Season as a Coach

Tyler Santucci returned to Aggieland in January of 2020 to oversee the Texas A&M linebackers and was promoted to co-defensive coordinator for the Aggies in January of 2022.

In 2020, Santucci helped the Aggies lead the SEC and rank among the top 10 in the nation in total defense, also boasting a top-three ranking in the country in rushing defense. His guidance helped A&M post a program-best 8-1 regular season record against all SEC opponents and a top-five ranking through the end of the season.

Prior to spending one year as the linebackers coach at Wake Forest, Santucci spent the 2018 season as a defensive analyst at Texas A&M as he joined head coach Jimbo Fisher and former defensive coordinator Mike Elko for their first season in Aggieland. Santucci helped lead the Aggies to a 9-3 record and a Gator Bowl victory, while seeing the Aggie defense rank in the top 50 nationally for the first time in more than a decade.

At Wake Forest in 2019, Santucci helped guide the Demon Deacons to an appearance in the 2019 New Era Pinstripe Bowl. Santucci's leadership led linebacker Justin Strnad to All-ACC honors after pacing the team in tackles per game in his final season in Winston-Salem.

Santucci worked closely with Coach Elko in 2017, serving as a defensive analyst for a top-15 Notre Dame team that went 10-3 and earned a Citrus Bowl victory over LSU to close out the season.

Before his stints at Notre Dame and Texas A&M, Santucci was the linebackers coach at Texas State and coached at his alma mater, Stony Brook, for four seasons.

Under Santucci's guidance, the Stony Brook defensive line helped the Seawolves rank in the top third of the conference in rushing defense, allowing only 130 yards per game on the ground. Santucci also assisted with the defensive play-calling.

In his first two seasons at Stony Brook, Santucci worked as a graduate assistant with the defensive line. His leadership helped Ryan Haber and Roosevelt Kirk earn All-Big South honors.

As a player for the Seawolves, Santucci earned second team All-America honors by the Associated Press after a senior season in which he led the defense with 93 tackles. The 2009 Big South Defensive Player of the Year, Santucci finished his career with 284 tackles, fourth all-time in school history. His 145 solo tackles are tied for the most in SBU history.

In December 2013, Santucci was one of four linebackers named to the Big South's All-Decade Team. He earned a sociology degree from Stony Brook in the spring of 2010.

SANTUCCI FILE

PERSONAL

BORN..... May 29, 1988
HOMETOWN..... New Kensington, Pennsylvania

EDUCATION

COLLEGE..... Stony Brook, 2010

PLAYING EXPERIENCE

2006-10..... Stony Brook

COACHING EXPERIENCE

2011-14..... Stony Brook (S)
2014-15..... Wake Forest (GA)
2016..... Texas State (LB)
2017..... Notre Dame (Def. Analyst)
2018..... Texas A&M (Def. Analyst)
2019..... Wake Forest (LB)
2020-..... Texas A&M (LB)

POSTSEASON EXPERIENCE

2017..... Citrus (Notre Dame)
2018..... Gator (Texas A&M)
2019..... Pinstripe (Wake Forest)
2020..... Orange (Texas A&M)
2021..... Gator (Texas A&M) (COVID)

STAFF





STEVE ADDAZIO



OFFENSIVE LINE



CENTRAL CONNECTICUT ST. '81

First Season at Texas A&M • 38th Season as a Coach

Two-time BCS National Champion Steve Addazio joined the Texas A&M football program in the spring of 2022 as the offensive line coach.

In addition to winning a pair of national titles while on staff at Florida, Addazio has nearly a decade of experience as a head coach. He spent the 2020 and 2021 seasons leading the charge at Colorado State after stops at Boston College (2013-19) and Temple (2011-12).

While he was at Colorado State, Addazio coached Trey McBride, who won the 2021 Mackey Award for the nation's top tight end.

At BC, Addazio became the first head coach to lead the program to six bowl games in his first seven seasons. Boston College appeared as part of ESPN's College GameDay as the 14th-ranked Eagles hosted second-ranked Clemson in 2018. In 2019 the Eagles led the Atlantic Coast Conference in rushing offense and ranked No. 6 nationally at 267.8 yards per game, while also protecting the quarterback at an ACC-best clip of 0.92 sacks allowed per game – third-best nationally. Addazio's up-tempo Eagles ranked No. 6 nationally in plays per game (76.4) and ranked No. 2 within the ACC.

Addazio's teams were widely regarded as hard-nosed with powerful rushing attacks. At Boston College, Addazio saw five players rush for over 1,000 yards in a season, including Heisman Trophy finalist and Doak Walker Award Winner Andre Williams' 2,177 yards in the 2013 season.

Addazio's first opportunity as a head coach came at Temple where he spent two seasons, leading the Owls to a 9-4 mark in his inaugural season of 2011. That season, the Owls won their first bowl game in 32 years, capturing the New Mexico Bowl with a 37-15 victory over Wyoming. Addazio's nine wins were the most-ever by a first-year head coach in the program's history. Addazio's offense set school records for rushing yards and rushing touchdowns. During his time at Temple, Addazio also helped direct the Owls' through the program's transition from the Mid-American Conference to the BIG EAST.

An offensive line coach by trade, Addazio is considered one of the nation's best teachers of the position in addition to being one of the nation's top recruiters. He has coached five

players who were NFL first-round offensive line picks. In 2010, Addazio was honored by ESPN.com as the nation's No. 1 recruiter as he helped put together a pair of recruiting classes in 2009 and 2010 that ranked in the top-five nationally, including the nation's best class in 2010. He tutored the 2009 Rimington Trophy winner Maurkice Pouncey at Florida.

Previously, he spent three years as an offensive coordinator, two at Florida when the Gators won two BCS national championships. In 2010, Florida ranked 10th nationally in scoring offense, sixth in total offense. He also served as Indiana's offensive coordinator in 2004.

He began his coaching career at Western Connecticut State as the offensive line coach and recruiting coordinator from 1985-87. He then stepped back to coach Cheshire High School from 1988-1994, with that team winning three state championships, 49 consecutive games and sending 20 players to college programs.

He returned to college coaching in 1995, the first of four seasons at Syracuse working with tight ends and the offensive line. In 1999, he spent the first of two seasons at Notre Dame, coaching tackles, tight ends and special teams.

Addazio and his wife, Kathleen, have three children: Nicole, Jessica and Louie.

ADDAZIO FILE

PERSONAL

BORN..... June 1, 1959
HOMETOWN..... Farmington, Connecticut
WIFE..... Kathleen
CHILDREN..... Nicole, Jessica, Louie

EDUCATION

COLLEGE..... Central Connecticut St., BS 1981
Central Connecticut St., Master's 1985

PLAYING EXPERIENCE

1978-81..... Central Connecticut State

COACHING EXPERIENCE

1985-87..... Western Connecticut State (OL/Recruiting Coordinator)
1988-94..... Cheshire (Conn.) HS (Head Coach)
1995-96..... Syracuse (TE/Asst. OL)
1997-98..... Syracuse (OL)
1999-01..... Notre Dame (OL/TE/ST)
2002-03..... Indiana (OL)
2004..... Indiana (OC/OL)
2005-06..... Florida (OL/TE)
2007..... Florida (OL)
2008..... Florida (Asst. Head Coach/OL)
2009-10..... Florida (Asst. HC/OC/OL)
2011-12..... Temple (Head Coach)
2013-19..... Boston College (Head Coach)
2020-21..... Colorado State (Head Coach)
2022..... Texas A&M (OL)

POSTSEASON EXPERIENCE

1995..... Gator (Syracuse)
1996..... Liberty (Syracuse)
1997..... Fiesta (Syracuse)
1998..... Orange (Syracuse)
2000..... Fiesta (Notre Dame)
2005..... Outback (Florida)
2006..... BCS National Championship (Florida)
2007..... Capital One (Florida)
2008..... BCS National Championship (Florida)
2009..... Sugar (Florida)
2010..... Outback (Florida)
2011..... New Mexico (Temple)
2013..... AdvoCare V100 (Boston College)
2014..... Pinstripe (Boston College)
2016..... Quick Lane (Boston College)
2017..... Pinstripe (Boston College)
2018..... First Responder (Boston College)



DAMEYUNE CRAIG



WIDE RECEIVERS



AUBURN '02

Fifth Season at Texas A&M • 20th Season as a Coach

A record-setting quarterback in his playing days and currently a dynamic offensive coach and recruiter, Dameyune Craig oversees the Aggie wide receiver corps.

Craig, who was the lone 3,000-yard passer in Auburn history until 2018, came to Texas A&M from Florida State where he served as an offensive analyst on Jimbo Fisher's 2017 staff. The veteran assistant coach previously served Power 5 stints at LSU, Auburn and Florida State since 2010.

Craig has a history of developing both wide receivers and quarterbacks at the collegiate level, while also proving himself as an outstanding recruiter. In the football recruiter rankings compiled by 247Sports, Craig was ranked No. 4 nationally in 2016 and No. 9 in 2014. He was the Recruiter of the Year in the Atlantic Coast Conference in 2012 by Scout.com.

In 2020, Craig helped the Aggies post an impressive 9-1 record, including an 8-1 regular season mark against an all-SEC slate. A&M concluded the season with a lopsided victory of nationally-ranked North Carolina in the program's first New Year's 6 Bowl game.

In his one season at LSU, Craig had a pair of wide receivers with 400-plus receiving yards while averaging more than 14.0 yards per catch as the Tigers culminated their 2016 season with a victory over Louisville in the Citrus Bowl.

He coached three seasons at his alma mater from 2013-15 and was a part of Auburn's 2013 team that won the Southeastern Conference title and advanced to the BCS National Championship. Auburn's 2013 team had the second biggest turnaround in college football history by improving by eight wins from the previous season. Wide receiver Sammie Coates was key to the Tigers' run by ranking third nationally with a 21.5 per catch average (42 catches for 902 yards). Coates finished his three-year career at Auburn ranked in the top 10 in school history in catches and receiving yards, and ranked No. 2 in AU history with a 21.4 career yards per catch average.

In three seasons on Fisher's staff at Florida State from 2010-12, Craig helped the Seminoles to a 31-10 record, including a 12-2 mark in 2012. FSU won the 2012 ACC Championship and defeated Northern Illinois in the Discover Orange Bowl. The Seminoles were 10-4 in Craig's first year on the staff in 2010 and then followed that with a 9-4 mark in 2011.

Charged with coordinating FSU's recruiting efforts, Craig's time in that role helped produce the nation's No. 1 and No. 2 recruiting classes in 2011-12 and recruited 2013 Heisman Trophy winner Jameis Winston to the Seminoles.

In addition to his recruiting duties, Craig served as quarterbacks coach, where he helped develop EJ

Manuel and Christian Ponder, both of which ended up being NFL first round draft picks. Ponder was a first-round pick of the Minnesota Vikings in 2011, while Manuel was selected by the Buffalo Bills in the first round of the 2013 NFL Draft.

Craig went to Florida State after a two-year run at South Alabama, where he directed the wide receivers. Craig was instrumental in implementing a run-based, spread offense that put up prolific numbers during the school's seven-game inaugural season in 2009. The Jaguars (7-0) averaged 45.9 points and 439 yards of total offense in 2009.

The Prichard, Ala., native began his collegiate coaching career as an offensive graduate assistant at LSU in 2004 and worked as a special teams assistant with the Miami Dolphins in 2005. Craig returned to the college ranks in 2006 and helped Tuskegee to a two-year record of 22-2.

As the Golden Tigers' quarterbacks coach he helped the program win a pair of SIAC titles and defeat Virginia Union in the Pioneer Bowl X to cap a 12-0 season in 2007 by winning the Black College National Championship. Craig began his coaching career at his high school alma mater, Blount, near Mobile, Ala., where he was an assistant coach in 2003.

Craig played quarterback at Auburn from 1994-97, where he still holds numerous Auburn passing records, including attempts (403) and passing yards (3,227) in a season. Craig, who led Auburn to an 18-7 mark in 25 career starts, was an exceptional student-athlete on and off the field, earning Academic All-SEC honors as a senior in 1997.

He was named offensive most valuable player in the 1996 Independence Bowl and then again the following year in the Peach Bowl. He capped his collegiate career by earning MVP honors at the Senior Bowl when he led the South to a 31-8 win over the North.

A 2002 graduate of Auburn, Craig signed as a free agent quarterback with the NFL's Carolina Panthers and appeared in six games over a four-year stretch. Craig gained his greatest acclaim on the field as a pro with the Scottish Claymores in NFL Europe, where he passed for a single-game league record 611 yards against Frankfurt and matched another league mark with five touchdown passes in a game. He finished his professional playing career in 2002 with Indiana of the Arena Football League.

Craig and his wife, Neke, have two sons, Devin Chance and Drake Christian.

CRAIG FILE

PERSONAL

BORN..... April 19, 1974
HOMETOWN..... Prichard, Ala.
WIFE..... Neke
CHILDREN..... sons, Devin and Drake

EDUCATION

COLLEGE..... Auburn, 2002

PLAYING EXPERIENCE

1994-97..... Auburn
1998-01..... Carolina Panthers
1999..... Scottish Claymores (NFL Europe)
2002..... Indiana Firebirds (AFL)

COACHING EXPERIENCE

2003..... Blount (Ala.) High School (Asst. Coach)
2004..... LSU (GA)
2005..... Miami Dolphins (ST assistant)
2006-07..... Tuskegee (QB)
2008-09..... South Alabama (WR)
2010-12..... Florida State (QB/Recruiting Coord.)
2013-15..... Auburn (co-OC/WR)
2016..... LSU (WR)
2017..... Florida State (Offensive analyst)
2018..... Texas A&M (WR)

POSTSEASON EXPERIENCE

Player

1995..... Outback (Auburn)
1996..... Independence (Auburn)
1997..... Peach (Auburn)

Coach

2010..... Chick-fil-A (Florida State)
2011..... Champs Sports (Florida State)
2012..... Orange (Florida State)
2013..... BCS National Championship (Auburn)
2014..... Outback (Auburn)
2015..... Birmingham (Auburn)
2016..... Citrus (LSU)
2018..... Gator (Texas A&M)
2019..... Texas (Texas A&M)
2020..... Orange (Texas A&M)
2021..... Gator (Texas A&M) (COVID)

STAFF



TERRY PRICE



DEFENSIVE ENDS



TEXAS A&M '92

11th Season at Texas A&M • 31st Season as a Coach

Texas A&M letterman and longtime SEC coaching veteran Terry Price returned to Aggieland in 2012 as the defensive line coach and began working specifically as the defensive ends coach in 2015.

Most of his successful coaching career has been at schools in the Southeastern Conference – Texas A&M (2012-present), Ole Miss (1995-98 and 2009-11) and Auburn (1999-2008) – and he's helped his teams to earn 23 bowl berths in that time.

An excellent recruiter, Price was named a Rivals.com and 247Sports.com Top 25 recruiter in the nation in 2014 and again in 2021. Price has brought five-star DL talent such as Myles Garrett (2014), Daylon Mack (2015), Justin Madubuike (2016) and DeMarvin Leal (2019), as well as current standouts Tunmise Adeleye (2021), Shemar Turner (2021), Gabriel Brownlow-Dindy (2022), Anthony Lucas (2022) and Shemar Stewart (2022).

In 2020, Price helped guide a defense that led the SEC and was top-10 in the nation in total defense, also boasting a top-three ranking in the country in rushing defense. His guidance helped A&M post a program-best 8-1 regular season record against all SEC opponents and boast a top-five ranking through the end of the season.

In the 2018 season, Price's unit helped the Aggies finished second in the league in rushing defense as they allowed just 95.2 yards per game, a 75.6 yard improvement from the 2017 season. The Maroon & White tallied 2.8 sacks per game as defensive end Kingsley Keke totaled a career-best 7.0 sacks under Price's tutelage.

Perhaps his most impressive coaching job came in 2017 when he helped develop Landis Durham from a little-used backup to the conference leader with 10.5 quarterback sacks. Durham ranked No. 8 nationally in sacks and earned All-SEC honors. In a season when the Aggies had to replace the formidable DE duo of Garrett and Daeshon Hall (2017 third round by the Carolina Panthers), Texas A&M led the SEC in QB sacks with Price's defensive ends contributing 17.0 sacks.

In 2014, Price helped guide true freshman defensive end Myles Garrett to one of the best debut seasons in school history with 11.5 quarterback sacks that established a SEC freshman record. Garrett would go on to become a two-time All-American and a two-time finalist for the Rotary Lombardi Award before being selected No. 1 overall in the 2017 NFL draft by the Cleveland Browns.

Price's first season back in Aggieland was 2012 when he helped the staff transition to a 4-3 defense while returning only one starter on the defensive line. The unit emerged as a strength and generated a first-team All-American in defensive end Damontre Moore. Moore would go on to become a third-round draft pick of the New York Giants. The lone returning starter of the group was Spencer Nealy, who received the prestigious Aggie Heart Award at the end of the season.

He joined Coach Tommy Tuberville's staff at Ole Miss from 1995-98 serving as the DL coach for the

Rebels. He moved with Tuberville to another SEC school, Auburn, and coached from 1999-2008. Price would remain in the SEC moving back to Ole Miss to work under head coach Houston Nutt from 2009-11.

His DL crews at both Ole Miss and Auburn were noted for getting pressure on the quarterback and creating havoc. At Ole Miss, Price coached NFL selections Derrick Burgess (2001 third round by the Philadelphia Eagles), Jerrell Powe (2011 sixth round by the Kansas City Chiefs) and Greg Hardy (2010 sixth round by the Carolina Panthers). The 2005 Auburn DL led the SEC in sacks and that included an 11-sack performance against arch rival Alabama.

At Auburn, Price coached NFL selections Marcus Washington (2000 second round by the Indianapolis Colts), Quinton Reese (2000 sixth round by the Detroit Lions), Reggie Torbor (2004 fourth round by the New York Giants), Stanley McClover (2006 seventh round by the Carolina Panthers), Quinton Groves (2008 second round by the Jacksonville Jaguars) and Sen'Derrick Mark (2009 second round by the Tennessee Titans). Groves is the Auburn University career sacks leader.

Prior to his SEC coaching debut, Price served one year as the strength coach and DL coach for Western Kentucky in 1994.

Price was drafted in the 10th round of the 1990 NFL draft by the Chicago Bears. He played two seasons in the NFL for the Bears and the Miami Dolphins. Price returned to Aggieland in 1992 to finish his undergraduate degree and began his football coaching career working on Coach Slocum's staff.

Price played under Aggie head coaches Jackie Sherrill and R.C. Slocum and helped the team compile an overall record of 34-14. During Price's career, the Aggies only lost three games on Kyle Field.

A four-year football letterman at Texas A&M from 1986-1989, Terry Price led the Aggies' defensive line in tackles as both a junior and a senior while helping the Aggies to pair of conference championships during his standout career. Price earned All-Southwest Conference honors as a senior and was also named an honorable mention All-American by The Sporting News.

Price is a 1992 graduate of Texas A&M with a bachelor's degree in sociology. He was born in Atlanta, Ga., and played his high school football at Plano High School, near Dallas. Price is married to the former Kenya Hodges and the couple has two sons—Alexander and Devin, who is a wide receiver on the Aggie football team.

PRICE FILE

PERSONAL

WIFE..... Kenya
CHILDREN..... Alexander and Devin

EDUCATION

COLLEGE..... Texas A&M, 1992

PLAYING EXPERIENCE

1986-89..... Texas A&M

COACHING EXPERIENCE

1992-93..... Texas A&M (volunteer coach)
1994..... Western Kentucky (DL/strength)
1995-98..... Mississippi (DL)
1999-08..... Auburn (DL)
2009-11..... Mississippi (DL)
2011 (DEC.)..... Texas Tech (DL)
2012-14..... Texas A&M (DL)
2015-..... Texas A&M (DE)

POSTSEASON EXPERIENCE

Player

1986..... Cotton (Texas A&M)
1987..... Cotton (Texas A&M)
1989..... Sun (Texas A&M)

Coach

1992..... Cotton (Texas A&M)
1993..... Cotton (Texas A&M)
1997..... Motor City (Ole Miss)
1998..... Independence (Ole Miss)
2000..... Citrus (Auburn)
2001..... Peach (Auburn)
2002..... Capital One (Auburn)
2003..... Music City (Auburn)
2004..... Sugar (Auburn)
2005..... Capital One (Auburn)
2006..... Cotton (Auburn)
2007..... Chick-fil-A (Auburn)
2009..... Cotton (Ole Miss)
2012..... Cotton (Texas A&M)
2013..... Chick-fil-A (Texas A&M)
2014..... Liberty (Texas A&M)
2015..... Music City (Texas A&M)
2016..... Texas (Texas A&M)
2017..... Belk (Texas A&M)
2018..... Gator (Texas A&M)
2019..... Texas (Texas A&M)
2020..... Orange (Texas A&M)
2021..... Gator (Texas A&M) (COVID)

STAFF



TOMMIE ROBINSON



RUNNING BACKS



TROY '85

Third Season at Texas A&M • 36th Season as a Coach

Texas A&M football added 30-year coaching veteran and National Championship coach, Tommie Robinson, to its staff in March 2020. Robinson joined the Aggies after three seasons at LSU, culminating in the 2019 National Championship.

Robinson has tutored Aggie running backs Isaiah Spiller and Devon Achane into a formidable double-punch with Spiller being selected in the fourth round of the NFL draft by the Los Angeles Chargers and Achane averaging 7 yards per carry.

In 2020, Robinson helped the Aggies post an impressive 9-1 record, including an 8-1 regular season mark against an all-SEC slate. A&M concluded the season with a lopsided victory of nationally-ranked North Carolina in the program's first New Year's 6 bowl game.

Robinson's development of Clyde Edwards-Helaire helped spark the Tiger offense to historic heights culminating in the 2019 National Championship. Robinson guided Edwards-Helaire to increased contributions in each season in Baton Rouge as the junior led the SEC in rushing touchdowns and posted over 2,000 yards from scrimmage, the most by any SEC running back. Edwards-Helaire finished with 1,414 rushing yards after tallying 689 yards in his first two seasons.

In all three seasons with the Tigers, Robinson's running back room produced 1,000-yard rushers in Derrius Guice, Nick Brossette and Edwards-Helaire. Guice accumulated 1,251 rushing yards with 11 TDs in 2017, while Brossette, in his first season as a starter, logged 1,039 yards and 14 touchdowns, in 2018.

In his first year at LSU, Robinson oversaw a unit that featured two of the most productive players at running back in school history in Guice and Darrel Williams. The duo combined for 2,071 yards and 20 rushing TDs. Guice had his second-straight 1,000-yard rushing season, while Williams accounted for 820 yards and nine scores. Williams finished third on the team in receptions (23), and was second in receiving yards (331). Williams also became the first player in LSU history with 100 yards rushing and receiving the same game, accomplishing the feat in a win over Ole Miss (103 rushing, 105 receiving).

Robinson, who was named the 2017 Pac-12 Recruiter of the Year by 247Sports, joined the LSU staff in 2017 after spending the 2016 season at Southern Cal as the running backs coach and run game coordinator for Rose Bowl Champion Trojans.

In 2016, Robinson was part of an offensive staff that saw the Trojans average 34.4 points and 477.1 total yards a contest. Southern Cal capped the 2016 season with a 52-49 win over Penn State to claim the school's first Rose Bowl title since 2009.

Robinson's coaching career spans over 30 years, which includes three years with the Dallas Cowboys (1998-2000) and three with the Arizona Cardinals (2010-12).



In his three years with the Cowboys, Robinson served as an offensive assistant working primarily with the wide receivers, including future NFL Hall of Famer Michael Irvin. Robinson also spent time assisting with the Dallas special teams. In his three years at Dallas, the Cowboys won the NFC East Division in 1988 with a 10-6 mark then reached the NFL Playoffs the following season.

At Arizona, Robinson coached Beanie Wells, who became the first player in franchise history to rush for at least 1,000 yards and score 10 touchdowns. Wells also set the franchise record with 228 rushing yards against the St. Louis Rams in 2011. Former LSU standout Patrick Peterson played two seasons for the Cardinals while Robinson was part of the Arizona coaching staff.

Prior to joining the USC staff, Robinson coached running backs at Texas for two years (2014-15). In 2013, Robinson was the running backs coach and passing game coordinator for Southern Cal. Other coaching stops for Robinson include serving as a graduate assistant at Arkansas in 1991, running backs coach at Utah State in 1992-93, four years as running backs coach at TCU from 1994-97.

After his three-year stint with Dallas, Robinson joined the staff at Oklahoma State, coaching running backs in 2001 where he helped the development of Tatum Bell, who would later become a second round NFL Draft pick.

Robinson was born on April 4, 1963. He and his wife, Lartonyar, have three children: sons Dantrell and Trey, and daughter Towanda.

ROBINSON FILE

PERSONAL

BORN..... April 4, 1963
HOMETOWN..... Phenix City, Ala.
WIFE..... Lartonyar
CHILDREN..... Dantrell, Towanda, Trey

EDUCATION

COLLEGE..... Troy, 1985

PLAYING EXPERIENCE

1982-86..... Troy

COACHING EXPERIENCE

1986-87..... Woodham (Pensacola, Fla.) H.S. Assistant Coach
1988-90..... Central (Phenix City, Ala.) H.S. Assistant Coach
1991..... Arkansas (GA)
1992-93..... Utah State (RB)
1994-97..... TCU (WR)
1998-00..... Dallas Cowboys (Off. Asst./WR/ST)
2001..... Oklahoma State (RB)
2002..... Georgia Tech (WR)
2003-05..... Georgia Tech (TE)
2006..... Memphis (RB)
2007-09..... Miami (RB)
2010-12..... Arizona Cardinals (RB)
2013..... USC (RB/Pass Game Coord.)
2014-15..... Texas (RB)
2016..... USC (RB/Run Game Coord.)
2017-19..... LSU (RB/Recruiting Coord./Assistant Head Coach)
2020..... Texas A&M (RB)

POSTSEASON EXPERIENCE

1991..... Independence (Arkansas)
1993..... Las Vegas (Utah State)
1994..... Independence (TCU)
1998..... NFC First Round (Dallas Cowboys)
1999..... NFC First Round (Dallas Cowboys)
2002..... Silicon Valley (Georgia Tech)
2003..... Humanitarian (Georgia Tech)
2004..... Champs Sports (Georgia Tech)
2008..... Emerald (Miami)
2009..... Champs Sports (Miami)
2013..... Las Vegas (USC)
2014..... Texas (Texas)
2016..... Rose (USC)
2017..... Citrus (LSU)
2018..... Fiesta (LSU)
2019..... Peach, CFP National Champions (LSU)
2020..... Orange (Texas A&M)
2021..... Gator (Texas A&M) (COVID)

STAFF



TJ RUSHING



DEFENSIVE BACKS



STANFORD '06

Third Season at Texas A&M • 11th Season as a Coach

Coaching veteran and Super Bowl Champion TJ Rushing joined Jimbo Fisher's Texas A&M staff as defensive backs coach in January 2020. Rushing made the move to Aggieland after spending two years in a similar role at Memphis.

Rushing, a member of the Super Bowl XLI Champion Indianapolis Colts, has had coaching stops at Memphis, Stanford, Arizona State and Northern Arizona after his professional career ended.

In 2020, his first season in College Station, he helped the Aggies lead the SEC and rank among the top 10 in the nation in total defense. His guidance helped A&M post a program-best 8-1 regular season record against all SEC opponents. The team boasted a top-five ranking through the end of the season, which concluded with A&M's big win over North Carolina in the Orange Bowl, the program's first appearance in a New Year's 6 Bowl.

Rushing came to Aggieland after spending the 2018 and 2019 seasons as Memphis' defensive backs coach and passing game coordinator. He helped lead the Tigers to a program-record 12 wins, including the school's first outright conference championship since 1969, and a berth in the New Year's 6 Cotton Bowl in 2019. Over his two seasons on staff, the Tigers grabbed 18 interceptions and forced 37 total turnovers, returning four for touchdowns.

The Tigers' 2019 defense ranked 18th in FBS with a team passing efficiency defense rating of 115.36 and ranked 25th in the nation with an average of 7.0 tackles for loss per game.

At Arizona State, Rushing tutored Freshman All-American Chase Lucas, who led the Sun Devils with two interceptions and seven pass breakups and also made 53 tackles from his cornerback position in 2017. Before returning to Arizona State, Rushing was a defensive assistant at Stanford in 2015 working primarily with the cornerbacks. That year, behind All-Pac-12 selection Ronnie Harris, the Cardinal posted a 12-2 record, won the conference championship and defeated No. 5 Iowa in the Rose Bowl.

Rushing spent the 2014 season coaching cornerbacks at Northern Arizona. The Lumberjacks had the conference's best pass defense, allowing an average of 176.8 yards per game through the air, and ranked second with a team pass efficiency defense rating of 122.03.

Rushing began his coaching career at Arizona State, serving as a graduate assistant in 2012 and defensive quality control coach in 2013. In 2012, the Sun Devils led the Pac-12 in passing defense, allowing an average of 167.9 yards per game that was the third-lowest in the country, and led the conference in pass efficiency defense, ranking 10th in the country with a rating of 105.45. Arizona State also nabbed 21 interceptions, the fourth-highest total in the nation,



and all four starting defensive backs earned all-conference honors.

Rushing played five seasons in the NFL, the first four with the Indianapolis Colts after being selected in the seventh round of the 2006 NFL Draft. He helped the Colts win the Super Bowl his rookie year and returned to the Super Bowl three years later.

Rushing was drafted after a collegiate career that put him among the greatest returners in Stanford history. He twice earned All-Pac-10 honors, including a spot as the first-team specialist in 2004. Rushing's three kickoff return touchdowns are tied for the program record, and he left school ranking second in program history with 1,409 career kickoff return yards and third with an average of 27.1 yards per kickoff return.

Rushing appeared in 43 career games and made 19 starts at cornerback for the Cardinal. He recorded 147 tackles, including 13.0 for loss with 4.0 sacks, four interceptions, 14 pass breakups, four forced fumbles, two blocked kicks and one fumble recovery.

Rushing was a sprinter for the Stanford track and field team his first two years on campus. He ran the leadoff leg on Stanford's 4x100-meter relay team that broke the school record with a time of 39.71 seconds in 2004.

Rushing earned his bachelor's degree in political science from Stanford in 2006. He and his wife, Taylor, have three children, Collin, Mora and Terrall III.

RUSHING FILE

PERSONAL

BORN..... June 8, 1983
HOMETOWN..... Pauls Valley, Oklahoma
WIFE..... Taylor
CHILDREN..... Collin, Mora, Terrall III

EDUCATION

COLLEGE..... Stanford, 2006

PLAYING EXPERIENCE

2002-06..... Stanford
2006-09..... Indianapolis Colts
2010..... Detroit Lions
2012..... Saskatchewan Roughriders

COACHING EXPERIENCE

2012..... Arizona State (GA)
2013..... Arizona State (Def. QC)
2014..... Northern Arizona, (CB)
2015..... Stanford (Def. Asst.)
2016-17..... Arizona State (DB)
2018-19..... Memphis (Passing Game Coord./DB)
2020..... Texas A&M (DB)

POSTSEASON EXPERIENCE

Player

2006..... Super Bowl Champions (Indianapolis Colts)
2007..... Divisional (Indianapolis Colts)
2008..... Wild Card (Indianapolis Colts)
2009..... Super Bowl (Indianapolis Colts)
2012..... West Semifinal (Saskatchewan Roughriders)

Coach

2012..... Kraft Fight Hunger Bowl (Arizona State)
2013..... Holiday (Arizona State)
2015..... Rose (Stanford)
2017..... Sun (Arizona State)
2018..... Birmingham (Memphis)
2019..... Cotton (Memphis)
2020..... Orange (Texas A&M)
2021..... Gator (Texas A&M) (COVID)

STAFF



BRANDON SANDERS



HEAD STRENGTH & CONDITIONING COACH



NC STATE '04

Fifth Season at Texas A&M • 18th Season as a Coach

Brandon Sanders arrived in Aggieland in January of 2018. He spent his first four seasons as an assistant strength & conditioning coach with the Texas A&M football program before being promoted to head strength & conditioning coach for football in January of 2022.

Prior to his time at A&M, Sanders spent 11 years at Florida State, working with head football coach Jimbo Fisher as an assistant strength & conditioning coach.

During his time in Tallahassee, Sanders was a member of the Seminole coaching staff that won the 2013 BCS National Championship, three ACC Championships and appeared in seven bowl games, including the 2014 College Football Playoff.

Sanders has coached over 78 NFL Draft selections and 12 first round picks.

Sanders began his coaching career as a graduate assistant at NC State in 2004 following his playing career. He played center for the Wolfpack after completing a postgraduate year at Hargrave Military Academy. In 2007, Sanders was named an assistant strength & conditioning coach at Florida State before being promoted to head assistant strength & conditioning coach in 2013.

The Garner, N.C., native became a Certified Strength & Conditioning Specialist (CSCS) through the National Strength & Conditioning Association (NSCA) in 2007. He and his wife Michela have two children, John Thomas and Julia.



SANDERS FILE

PERSONAL

HOMETOWN Garner, North Carolina
WIFE Michela
CHILDREN John Thomas, Julia

EDUCATION

COLLEGE NC State, BS 2004
 NC State, Master's 2007

COACHING EXPERIENCE

2004-07 NC State (GA)
2007-12 Florida State (Assistant)
2013-18 Florida State (Head Assistant)
2018-21 Texas A&M (Assistant)
2022- Texas A&M
 (Head Strength & Conditioning Coach)

POSTSEASON EXPERIENCE

Player

2002 Gator (NC State)
2003 Tangerine (NC State)

Coach

2008 Champs Sports
 (Florida State)
2009 Gator (Florida State)
2010 Chick-fil-A (Florida State)
2011 Champs Sports
 (Florida State)
2012 Orange (Florida State)
2013 BCS National Championship
 (Florida State)
2014 Rose (CFP) (Florida State)
2015 Peach (Florida State)
2016 Orange (Florida State)
2017 Independence (Florida State)
2018 Gator (Texas A&M)
2019 Texas (Texas A&M)
2020 Orange (Texas A&M)
2021 Gator (Texas A&M) (COVID)



MARK ROBINSON



ASSOCIATE AD FOR FOOTBALL



APPALACHIAN STATE '02

Ninth Season at Texas A&M

Mark Robinson returned to Texas A&M as Associate AD for Football in January of 2018 after serving in a similar role on head coach Jimbo Fisher's staff at Florida State.

Prior to his time in Tallahassee, Robinson worked as the Arkansas director of football operations for five years and served as the Aggies' football operations assistant for five seasons.

Robinson has helped develop and oversee several multi-million dollar renovation projects of football facilities, including the coaches' offices, locker rooms, lobbies and player's lounges. Following the 2015 season, he was named the nation's top Director of Football Operations during the FootballScoop FBS Support Staff Awards presented by ProGrass at the AFCA Convention.

While at Florida State, Robinson orchestrated the daily operations of the FSU football program which included monitoring the football program's budget, scholarships, team travel, housing, camps and clinics, NFL relations and other administrative responsibilities.

During his five-year stint in Tallahassee, Robinson was a part of the Seminoles' 27-game winning streak from 2013-14 and made trips to the 2013 BCS National Championship Game, 2014 College Football Playoff, Chick-fil-A Peach Bowl, Orange Bowl and 2013 and 2014 ACC Championship games. Each season under Robinson, Florida State had at least one player drafted in the first round as FSU set the modern day record for the most players selected in three consecutive drafts (2013-15).

Robinson oversaw all the daily operations of the Arkansas football program after beginning his stint there in January 2008. He was responsible for the operation of the football program's budget, scholarships, team travel, housing, camps and clinics, NFL relations and other administrative responsibilities. Robinson served as the staff liaison to the Southeastern Conference. He also monitored and recorded all athletic related events for the football program.

Robinson was part of three bowl appearances at Arkansas coordinating the

Razorbacks' trip to the 2010 Liberty Bowl, the 2011 Sugar Bowl -- the first BCS game in school history -- and the 2012 AT&T Cotton Bowl Classic.

Robinson served as the Assistant Director of Football Operations at Texas A&M from 2003-07. At A&M, he assisted with the day-to-day operations of the program, including team travel, practice, game day operations, recruiting and coaching. He assisted the staff with recruiting letters and videos, worked with the compliance office, handled player guest tickets, coordinated various activities and functions related to three bowl games, assisted with recruiting weekends and official visits, put together a player policy manual and supervised team-building activities.

Robinson played on the offensive line at Appalachian State from 1998-2002, where he earned his bachelor's degree in communications. The Mountaineers were ranked in the top 10 in the nation in I-AA and earned playoff bids all five seasons. He set the school record with a 615-pound squat lift and received the Strongest Player Award on the team his senior year.

The Greensboro, N.C., native is married to the former Valerie Lynch. They have three children, Caroline, Rocco and Nate.

ROBINSON FILE

PERSONAL

BORN.....October 29, 1979
HOMETOWN.....Greensboro, N.C.
WIFE.....Valerie
CHILDREN.....Caroline, Rocco and Nate

EDUCATION

COLLEGE.....Appalachian State, 2002

PLAYING EXPERIENCE

1998-2002.....Appalachian State

ATHLETIC WORK HISTORY

2003-07.....Texas A&M (Assistant Director of Football Operations)
2008-12.....Arkansas (Director of Football Operations)
2013-17.....Florida State (Assistant Athletics Director for Football)
2018-.....Texas A&M (Associate AD for Football)

POSTSEASON EXPERIENCE

Player

1998.....Division I-AA Playoffs (Appalachian State)
1999.....Division I-AA Playoffs (Appalachian State)
2000.....Division I-AA Playoffs (Appalachian State)
2001.....Division I-AA Playoffs (Appalachian State)
2002.....Division I-AA Playoffs (Appalachian State)

Staff

2004.....Cotton (Texas A&M)
2006.....Holiday (Texas A&M)
2007.....Alamo (Texas A&M)
2009.....Liberty (Arkansas)
2010.....Sugar (Arkansas)
2011.....Cotton (Arkansas)
2013.....BCS National Championship (Florida State)
2014.....Rose (CFP) (Florida State)
2015.....Peach (Florida State)
2016.....Orange (Florida State)
2018.....Gator (Texas A&M)
2019.....Texas (Texas A&M)
2020.....Orange (Texas A&M)
2021.....Gator (Texas A&M) (COVID)

STAFF

FOOTBALL SUPPORT STAFF



ALEX GARWIG
DEFENSIVE ANALYST



BRYANT GROSS-ARMIENTO
DEFENSIVE ANALYST



TONY JEROD-EDDIE
DEFENSIVE ANALYST



JOE SCHAEFER
DEFENSIVE ANALYST



NICK WILLIAMS
DEFENSIVE ANALYST



JEREMY KERR
OFFENSIVE/SPECIAL TEAMS ANALYST



ERIC RUSSELL
SPECIAL TEAMS ANALYST



LOUIE ADDAZIO
OFFENSIVE ANALYST



RASHAD GREENE
OFFENSIVE ANALYST



SEAN MAGUIRE
OFFENSIVE ANALYST



DAVID SPURLOCK
OFFENSIVE ANALYST




STAN WATSON
OFFENSIVE ANALYST




ERIC RUSSELL
SPECIAL TEAMS ANALYST



ANTONIO CROMARTIE
GRADUATE ASSISTANT - DEFENSE



ROHAN GAINES
GRADUATE ASSISTANT - DEFENSE



BEN MILES
GRADUATE ASSISTANT - OFFENSE



GRAYSON REED
GRADUATE ASSISTANT - OFFENSE



BRYANT HARPER
SPORTS PERFORMANCE COACH



WES PIERSALL
SPORTS PERFORMANCE COACH



PETE REMMES
SPORTS PERFORMANCE COACH



MIKADO HINSON
DIR. PLAYER DEVELOPMENT/ASSOC. DIVERSITY OFFICER



TROY KEMA
ASSISTANT AD, PLAYER ENGAGEMENT



BEN CRENSHAW
PLAYER DEVELOPMENT ASSISTANT



ED PUSTEJOVSKY
DIR. OF HIGH SCHOOL RELATIONS



DUSTIN CHASON
ASSISTANT DIRECTOR, OPERATIONS



JD SCHEIB
OPERATIONS ASSISTANT



KARI SIMMONS
OPERATIONS ASSISTANT



KEVIN MASHACK
DIRECTOR OF PLAYER PERSONNEL



DANIEL CLEMENTS
ASST. DIRECTOR, PLAYER PERSONNEL



BRYAN LACIVITA
SR. PLAYER PERSONNEL ASSISTANT



LANDRIE WALSH
DIRECTOR OF RECRUITING



HUNTER ERIKSSON
SOCIAL MEDIA COORDINATOR



TIA JOSEPH
RECRUITING & OPERATIONS COOR.



PEYTON AUFILL
DIR. OF FOOTBALL GRAPHIC DESIGN



BRANDY DOUGLASS
ASSISTANT TO THE HEAD COACH



JENNIFER BUNNER
ADMINISTRATIVE ASSOCIATE, OFFENSE



DANI POSTMA
ADMINISTRATIVE ASSOCIATE, DEFENSE

STAFF



ROSS BJORK



DIRECTOR OF ATHLETICS



EMPORIA STATE '95

Fourth Year at Texas A&M

With more than 25 years of sports administration experience, Ross Bjork has built an impressive career highlighted by academic excellence, enhancing the student-athlete experience, and consistent competitive success.

Guided by a mission of creating opportunities through championship athletics, Bjork, who was hired as Texas A&M's 16th Director of Athletics on May 23, 2019, wasted little time to make his mark in Aggieland. Bjork's vision is to make the Home of the 12th Man the pinnacle in opportunities realized through sports: championships won, diplomas earned, leaders equipped, and launched to impact the world.

With an eye on laying the foundation for a new era of excellence at Texas A&M, Bjork and the 12th Man Foundation recently introduced the ambitious Centennial Campaign, which will feature the construction of an Academic and Wellness Center, Football Indoor Performance Center and Indoor Track Stadium as well as a redevelopment of the Bright Football Complex. Through the Centennial Campaign, the 12th Man Foundation has committed to securing \$120 million in donor contributions, which represents the largest philanthropic fundraising effort in the organization's history outside of the historic redevelopment of Kyle Field.

Bjork's commitment to academic success has led to record-setting showings in overall grade point average (GPA), NCAA Graduate Success Rate (GSR) and NCAA Academic Progress Rate (APR) under his watch. Most notably, prior to Bjork's arrival Texas A&M's student-athletes had never posted a semester or cumulative GPA of 3.0 or higher. Since his arrival, the Aggies have achieved the feat in five of six possible semesters.

Texas A&M's 2021 GSR was a school-record 84%, which came on the heels of an 82% rating in 2020. Texas A&M's most recent APR results had every program well above the 930 score threshold, including six teams that surpassed the 990 multi-year APR and three programs with perfect scores. For the 2021-22 academic year, the Aggies posted cumulative GPAs of 3.0 in the fall and 3.056 in the spring, and more than 300 student-athletes were named to the AD Honor Roll in both semesters. An impressive 115 student-athletes earned degrees during the school year.

With deep connections throughout college athletics, Bjork has been able to identify and hire an impressive group of head coaches. Since Bjork's arrival in Aggieland he has hired five head coaches:

Gerrod Chadwell (women's golf), Brian Kortan (men's golf) and Jim Schlossnagle (baseball) in 2021, and former conference coaches of the year Trisha Ford (softball) and Joni Taylor (women's basketball) in 2022. All three of Bjork's 2021 head coach hires had tremendous first seasons with women's golf advancing to the semifinal match at the NCAA Championships and baseball battling its way to the final four at the Men's College World Series, while men's golf qualified for the national meet for the first time since 2019.

The progressive Bjork and his team launched a successful Change.org campaign following the racial strife around the country in the summer of 2020. The Unify Aggies campaign centered around education on the history of our country, injustices and current events; and engaging in a healthy dialogue in our communities.

From there, Texas A&M Athletics launched The Aggie Commitment and its student-athletes created The B.L.U.E.print - Black Leaders who Undertake Excellence. The Aggie Commitment and B.L.U.E.print initiatives have provided new opportunities for personal and professional growth and development for student-athletes and staff. The initiatives celebrate and honor Black History at Texas A&M and provide student-athletes with an unparalleled experience, while also serving as a change agent in the fight against social injustice.

Bjork provided input and guidance to leadership in the Texas legislature as they developed a comprehensive Name, Image, Likeness law in the spring of 2021. He then oversaw the creation and implementation of AMPLIFY and AMPLIFY Local Exchange, which has equipped Aggie student-athletes with tools and training to maximize their brand and platform. AMPLIFY has provided Texas A&M student-athletes with best-in-class education and resources related to personal branding, networking, finance and media training.

Bjork's leadership extends outside of Aggieland and onto a national scale. He currently serves as the NACDA 2nd Vice president, is on the NCAA Student-Athlete Experience Committee and just completed a stint on the NCAA DI Working Group on Transfers. Bjork has served in numerous leadership roles around college athletics during his career including NAADD President in 2006-07, NACDA Executive Committee, SEC awards committee chair, NCAA men's basketball oversight committee and the NCAA transfer working group.

He came to Aggieland from the University of Mississippi, where he served as the Director of Athletics for seven years and was the youngest AD among the Power 5 conferences when hired. During his

tenure at Ole Miss, revenue generated within Athletics more than doubled, from \$57 million to \$117 million.

His many achievements include finishing in the Top 40 of the Directors' Cup in consecutive years for the first time, as well as the university's first appearance in the Men's College World Series in 42 years in 2014. New facilities and renovation improvements flourished under his leadership including the Manning Center, Baseball Performance Center, Gilom Performance Center, new outdoor track, indoor tennis complex, the Pavilion at Ole Miss and a large renovation at Vaught-Hemingway Stadium.

Bjork arrived in Oxford after a stint as Director of Athletics at Western Kentucky University where he quickly established an atmosphere of success. After Bjork made a midseason coaching change, the Hilltopper men's basketball team went on to capture the 2012 Sun Belt Conference Tournament title and advanced to the second round of the NCAA Tournament. Women's Volleyball reached the NCAA tournament twice, while cross country swept the conference team titles in 2011. WKU's football program posted the greatest one-season improvement in conference wins in the history of the Sun Belt with a 7-1 league mark.

In the classroom, each of WKU's men's and women's athletic teams exceeded the NCAA required 925 APR threshold, and WKU had more individuals honored for their academic achievements by the Sun Belt Conference than any other institution in 2011-12. For the first time in program history, the overall cumulative average GPA was over 3.0 for all 391 student-athletes and 228 maintained a cumulative GPA of 3.0 or higher.

Bjork has an extensive career in intercollegiate athletics with more than two decades of experience as an administrator and student-athlete, having worked on the senior staffs at UCLA, the University of Miami and the University of Missouri. He began his administrative career at WKU as an Assistant Development Coordinator in 1996-97.

Bjork is a native of Dodge City, Kansas, and received his bachelor's degree in recreation administration from Emporia State University in 1995 where he was a two-year starter at fullback. Bjork was honored by Emporia State with the 2017 distinguished alumni award and currently serves on the ESU Foundation Board of Trustees. He earned a master's degree in athletic administration from Western Illinois University in December 1996.

STAFF

SENIOR STAFF



KRISTEN BROWN

DEPUTY AD,
STUDENT-ATHLETE EXPERIENCE



JUSTIN MOORE

DEPUTY AD,
ADMINISTRATION



JOE FIELDS

SENIOR ASSOCIATE AD,
STUDENT-ATHLETE SERVICES



JEFF TOOLE

SENIOR ASSOCIATE AD,
CHIEF FINANCIAL OFFICER



TEXAS A&M FOOTBALL

2021 SEASON REVIEW

THE LAST TIME

100-YARD RUSHER

by A&M	110	Devon Achane	vs Ole Miss	Nov. 13, 2021
by Opp.	100	Jaden Stewart	of Prairie View	Nov. 20, 2021

TWO 100-YARD RUSHERS

by A&M	154	Devon Achane	vs South Carolina	Oct. 23, 2021
	102	Isaiah Spiller	vs South Carolina	Oct. 23, 2021
by Opp.	127	Derrius Guice	of LSU	Nov. 25, 2017
	106	Darrel Williams	of LSU	Nov. 25, 2017

200-YARD RUSHER

by A&M	217	Isaiah Spiller	vs UTSA	Nov. 2, 2019
by Opp.	285	Derrius Guice	of LSU	Nov. 24, 2016

60-YARD RUSH PLAY

by A&M	68	Devon Achane	vs Auburn	Nov. 6, 2021
by Opp.	69	Jerrion Ealy	of Ole Miss	Oct. 19, 2019

THREE-OR-MORE RUSHING TDS

by A&M	3	Isaiah Spiller	vs UTSA	Nov. 2, 2019
by Opp.	3	Joe Burrow	of LSU	Nov. 22, 2018

TEAM RUSHED FOR 300 YARDS

by A&M	303	vs Kent State	Sept. 4, 2021
by Opp.	365	Mississippi State	Nov. 5, 2016

TEAM RUSHED FOR LESS THAN 100 YARDS

by A&M	54	at LSU	Nov. 27, 2021
by Opp.	73	by Auburn	Nov. 6, 2021

300-YARD PASSER

by A&M	338	Kellen Mond	vs Florida	Oct. 10, 2020
by Opp.	306	Max Johnson	of LSU	Nov. 27, 2021

400-YARD PASSER

by A&M	430	Kellen Mond	vs Clemson	Sept. 8, 2018
by Opp.	408	Will Rogers	of Mississippi State	Oct. 2, 2021

SCORED ON OVER A 50-YARD PASS PLAY

by A&M	70 yds	Demond Demas from Zach Calzada	vs New Mexico	Sept. 18, 2021
by Opp.	61 yds	Trey Palmer from Max Johnson	of LSU	Nov. 27, 2021

30 PASS COMPLETIONS

by A&M	31	Kellen Mond	vs Auburn	Nov. 23, 2019
by Opp.	46	Will Rogers	of Mississippi State	Oct. 2, 2021

40 PASS ATTEMPTS

by A&M	41	Zach Calzada	at Ole Miss	Nov. 13, 2021
by Opp.	41	Bo Nix	of Auburn	Nov. 6, 2021

THREE-OR-MORE TD PASSES

by A&M	3	Zach Calzada	at LSU	Nov. 27, 2021
by Opp.	3	Max Johnson	of LSU	Nov. 27, 2021

FOUR-OR-MORE TD PASSES

by A&M	4	Kellen Mond	vs South Carolina	Nov. 7, 2020
by Opp.	4	Kyle Trask	of Florida	Oct. 10, 2020

100-YARD RECEIVER

by A&M	100	Demond Demas	vs New Mexico	Sept. 18, 2021
by Opp.	169	Jaray Jenkins	of LSU	Nov. 27, 2021

10-OR-MORE RECEIVERS

by A&M	11	vs Northwestern State	Aug. 30, 2018
by Opp.	10	South Carolina	Oct. 23, 2021

10-OR-MORE RECEPTIONS

by A&M	13 / 12	Christian Kirk/Jhamon Ausbon	vs Wake Forest	Dec. 29, 2017
by Opp.	10	Jameson Williams	of Alabama	Oct. 9, 2021

FOUR FIELD GOALS

by A&M	4	Seth Small	vs Auburn	Nov. 6, 2021
by Opp.	4	Rodrigo Blankenship	of Georgia	Nov. 23, 2019

50-YARD FIELD GOAL

by A&M	52	Seth Small	vs Arkansas	Sept. 28, 2019
by Opp.	50	Cade York	of LSU	Nov. 27, 2021

60-YARD FIELD GOAL

by A&M	62	Terence Kitchens	vs Southern Miss	Sept. 25, 1999
--------	----	------------------	------------------	----------------

RECORDED A BLOCKED PUNT

by A&M	2 nd Qtr	Fadill Diggs	vs Prairie View	Nov. 20, 2021
by Opp.	3 rd Qtr	Ja'Corey Brooks	of Alabama	Oct. 9, 2021

RECORDED A BLOCKED FIELD GOAL ATTEMPT

by A&M		Justin Madubuike	vs Ole Miss	Oct. 19, 2019
			blocked Luke Logan's attempt (3 rd Qtr)	
by Opp.		M Webb	of South Carolina	Oct. 23, 2021
			blocked Seth Small's attempt (3 rd Qtr)	

A KICKOFF WAS RETURNED FOR A TD

by A&M	96 yards	Devon Achane	vs Alabama	Oct. 9, 2021
by Opp.	100 yards	Elijah Lily	of New Mexico	Nov. 11, 2017

PUNT RETURN FOR A TD

by A&M	95 yards	Ainias Smith	vs South Carolina	Oct. 23, 2021
by Opp.	59 yards	J Bates	of Wake Forest	Dec. 29, 2017

BLOCKED PUNT RETURN FOR A TD

by A&M	0 yards	Charles Oliver	vs Wake Forest	Dec. 29, 2017
by Opp.	0 yards	King Mwikuta	of Alabama	Oct. 9, 2021

INTERCEPTION RETURNED FOR A TD

by A&M	85 yds	Leon O'Neal Jr.	vs Kent State	Sept. 4, 2021
by Opp.	60 yards	Emmanuel Forbes	of Miss State	Oct. 17, 2020

FUMBLE RECOVERY FOR A TD

by A&M	24 yards	Micheal Clemons	vs Auburn	Nov. 6, 2021
by Opp.	52 yards	AJ Finley	of Ole Miss	Nov. 13, 2021

A TEAM SCORED A SAFETY

by A&M		vs Alabama	in College Station	Oct. 7, 2017
			(Gillaspia blocked punt out of endzone)	
by Opp.		by Ole Miss	in Oxford	Nov. 13, 2021
			(Tackled in endzone)	

OVERTIME HISTORY

14-6 OVERALL, 9-3 HOME, 1-2 AWAY, 4-1 NEUTRAL				
Nov. 1, 1997	Texas A&M 28	Oklahoma State 25	1 OT	College Station
Dec. 5, 1998	Texas A&M 36	Kansas State 33	2 OT	St. Louis, Mo.
		(Big 12 Championship)		
Dec. 31, 2000	Miss. State 43	Texas A&M 41	1 OT	Shreveport, La.
		(Independence Bowl)		
Oct. 5, 2002	Texas Tech 48	Texas A&M 47	1 OT	College Station
Nov. 16, 2002	Missouri 33	Texas A&M 27	2 OT	College Station
Oct. 23, 2004	Texas A&M 29	Colorado 26	1 OT	College Station
Oct. 30, 2004	Baylor 35	Texas A&M 34	1 OT	Waco, Texas
Nov. 13, 2004	Texas A&M 32	Texas Tech 25	1 OT	College Station
Oct. 1, 2005	Texas A&M 16	Baylor 13	1 OT	College Station
Oct. 21, 2006	Texas A&M 34	Oklahoma State 33	1 OT	Stillwater, Okla.
Sept. 8, 2007	Texas A&M 47	Fresno State 45	3 OT	College Station
Oct. 29, 2011	Missouri 38	Texas A&M 31	1 OT	College Station
Nov. 11, 2011	Kansas State 53	Texas A&M 50	4 OT	Manhattan, Kan.
Sept. 27, 2014	Texas A&M 35	Arkansas 28	1 OT	Arlington, Texas
Sept. 26, 2015	Texas A&M 28	Arkansas 21	1 OT	Arlington, Texas
Sept. 3, 2016	Texas A&M 31	UCLA 24	1 OT	College Station
Oct. 8, 2016	Texas A&M 45	Tennessee 38	2 OT	College Station
Sept. 23, 2017	Texas A&M 50	Arkansas 43	1 OT	Arlington, Texas
Oct. 6, 2018	Texas A&M 20	Kentucky 14	1 OT	College Station
Nov. 22, 2018	Texas A&M 74	LSU 72	7 OT	College Station

2021 TEXAS A&M FOOTBALL

SCHEDULE / RESULTS

DATE		OPPONENT	W / L	SCORE	OVERALL	SEC	START	TIME	TEMP	ATTEND	
SEPTEMBER	4	Sat.	KENT STATE	W	41-10	1-0	0-0	7:00 PM	3:47	95°	100,339
	11	Sat.	vs Colorado ~	W	10-7	2-0	0-0	2:30 PM	3:26	92°	61,203
	18	Sat.	NEW MEXICO	W	34-0	3-0	0-0	11:00 AM	2:57	85°	98,780
	25	Sat.	* vs #16/18 Arkansas ^	L	10-20	3-1	0-1	2:30 PM	3:31	72°	57,992
OCTOBER	2	Sat.	* Mississippi State	L	22-26	3-2	0-2	6:00 PM	3:19	82°	102,272
	9	Sat.	* #1/1 ALABAMA	W	41-38	4-2	1-2	7:00 PM	3:37	82°	106,815
	16	Sat.	* at Missouri	W	35-14	5-2	2-2	11:00 AM	3:22	56°	48,139
	23	Sat.	* SOUTH CAROLINA	W	44-14	6-2	3-2	6:30 PM	3:08	79°	103,889
NOVEMBER	6	Sat.	* #12/14 AUBURN	W	20-3	7-2	4-2	2:30 PM	3:20	69°	109,835
	13	Sat.	* at #12/12 Ole Miss	L	19-29	7-3	4-3	6:00 PM	3:47	46°	64,425
	20	Sat.	Prairie View	W	52-3	8-3	4-3	11:00 AM	2:49	65°	98,251
	27	Sat.	* at LSU	L	24-27	8-4	4-4	6:00 PM	3:27	55°	91,595
DECEMBER	31	Fri.	vs. Wake Forest !	DNP -- COVID							

* - Southeastern Conference game ~ - Empower Field at Mile High Stadium (Denver, Colo.) ^ - Southwest Classic at AT&T Stadium (Arlington) ! - TaxSlayer Gator Bowl (Jacksonville, Fla.)

SCORE BY QUARTERS

	1ST	2ND	3RD	4TH	OT	TOTAL
TEXAS A&M	107	77	87	81	-	352
OPPONENTS	53	43	34	61	-	191



RECORD BREAKDOWN

Overall.....	8-4
Home.....	6-1
Away.....	1-2
Neutral.....	1-1
SEC.....	4-4
Non-Conference.....	4-0
Overtime.....	0-0

Day.....	5-1
Night.....	3-3

vs Top 25.....	2-2
vs Top 15.....	2-1
vs Top 10.....	1-0
vs Top 5.....	1-0

Scores First.....	7-0
Opponent Scores First.....	1-4

Leading after 1st Qtr.....	6-0
Trailing after 1st Qtr.....	1-4
Tied after 1st Qtr.....	1-0

Leading at Half.....	6-0
Trailing at Half.....	1-4
Tied at Half.....	1-0

Leading after 3rd Qtr.....	7-0
Trailing after 3rd Qtr.....	1-4
Tied after 3rd Qtr.....	0-0

Wins Coin Toss.....	2-2
Loses Coin Toss.....	6-2

Natural Grass.....	7-3
Artificial Surface.....	1-1

TEAM STATISTICS

	A&M	OPPONENT
SCORING	352	191
Points Per Game	29.3	15.9
FIRST DOWNS	250	228
Rushing	116	98
Passing	119	108
Penalty	15	22
RUSHING YARDAGE	2,196	1,618
Yards gained rushing	2,466	2,057
Yards lost rushing	270	439
Rushing Attempts	418	443
Average Per Rush	5.3	3.7
Average Per Game	183.0	134.8
TDs Rushing	17	6
PASSING YARDAGE	2,503	2,253
Comp-Att-Int	208-369-13	232-401-10
Average Per Pass	6.8	5.8
Average Per Catch	12.0	10.0
Average Per Game	208.6	192.7
TDs Passing	19	13
TOTAL OFFENSE	4,699	3,930
Total Plays	787	844
Average Per Play	6.0	4.7
Average Per Game	391.6	327.5

	A&M	OPPONENT
KICK RETURNS: #-YARDS	11-336 (30.5)	13-275 (21.2)
PUNT RETURNS: #-YARDS	30-320 (10.7)	21-122 (5.8)
INT RETURNS: #-YARDS	10-115	13-179
FUMBLES-LOST	9-3	15-5
PENALTIES-YARDS	76-656	71-567
Average Per Game	54.7	47.2
PUNTS-YARDS	52-2,377	79-3,282
Average Per Punt	45.7	41.5
TIME OF POSSESSION/GAME	30:14	29:45
3RD-DOWN CONVERSIONS	58-154 (38%)	61-185 (33%)
4TH-DOWN CONVERSIONS	6-10 (60%)	6-17 (35%)
SACKS BY-YARDS	39-202	19-121
FIELD GOALS-ATTEMPT	22-28	13-19
ON-SIDE KICKS	0-2	0-2
RED-ZONE SCORES	(38-43) 88%	(22-31) 71%
PAT-ATTEMPTS	(38-38) 100%	(20-20) 100%
ATTENDANCE AVG	102,883	68,053

2021 REVIEW

TEXAS A&M GAME-BY-GAME STATISTICS

OFFENSE

DATE	OPPONENT	NO.	RUSHING				RECEIVING				C-A-I	PASSING			KICK RETURNS				PUNT RETURNS				tot OFF
			YDS	TD	LG	NO.	YDS	TD	LG	YDS		TD	LG	NO	YDS	TD	LG	NO	YDS	TD	LG		
SEPT 4	Kent State	42	303	2	63	21	292	2	53	21-34-4	292	2	53	0	0	0	0	4	11	0	13	595	
11	vs Colorado	29	98	0	15	19	191	1	29	19-40-0	191	1	29	1	21	0	21	6	50	0	13	289	
18	New Mexico	34	154	1	46	19	275	3	70	19-33-1	275	3	70	1	38	0	38	5	78	0	39	429	
25	vs Arkansas	23	121	1	67	20	151	0	23	20-36-1	151	0	23	1	32	0	32	0	0	0	0	272	
OCT 2	Mississippi State	32	162	1	44	12	135	1	38	12-20-1	135	1	38	1	31	0	31	1	19	0	19	297	
9	Alabama	27	94	1	16	21	285	3	34	21-31-1	285	3	34	1	96	1	96	1	4	0	4	379	
16	at Missouri	42	283	3	48	13	148	2	27	13-25-1	148	2	27	0	0	0	0	0	0	0	0	431	
23	South Carolina	53	290	2	35	12	187	2	33	12-26-1	187	2	33	0	0	0	2	95	1	95	477		
NOV 6	Auburn	35	217	0	46	15	192	0	49	15-29-0	192	0	49	1	10	0	10	3	5	0	2	409	
13	at Ole Miss	29	141	2	24	24	237	0	27	24-41-2	237	0	27	2	30	0	16	1	-5	0	0	378	
20	Prairie View A&M	44	279	4	45	12	168	2	33	12-19-1	168	2	33	2	55	0	34	4	42	0	23	447	
27	at LSU	28	54	0	21	20	242	3	39	20-35-0	242	3	39	1	23	0	23	3	21	0	15	296	
TEXAS A&M		418	2,196	17	67	208	2,503	19	70	208-369-13	2,503	19	70	11	336	1	96	30	320	1	95	4,699	
OPPONENTS		443	1,618	6	53	232	2,312	13	85	232-401-10	2,312	13	85	13	275	0	36	21	122	1	20	3,930	

DEFENSE

DATE	OPPONENT	SOLO	TACKLES			TFL-YDS	SACKS NO-YDS	FUMBLES			QBH	PASS BRK	BLKD KICK	KICKS ATT-MAD	2-PT CONV			PTS		
			AST	TOTAL				FF	FR-YDS	INT-YDS					RUN	RCV	SAF			
SEPT 4	Kent State	42	40	82	9.0-31	5.0-22	0	0-0	2-85	1	4	0	5-5	0	0	0	0	0	0	41
11	vs Colorado	43	10	53	5.0-14	1.0-3	0	0-0	1-0	5	7	0	1-1	0	0	0	0	0	0	10
18	New Mexico	35	22	57	11.0-47	4.0-29	0	0-0	1-4	5	3	0	4-4	0	0	0	0	0	0	34
25	vs Arkansas	39	28	67	8.0-34	2.0-13	1	0-0	0-0	3	2	0	1-1	0	0	0	0	0	0	10
OCT 2	Mississippi State	39	36	75	4.0-6	3.0-5	0	0-0	0-0	0	7	0	1-1	0	0	0	0	0	0	22
9	Alabama	34	44	78	5.0-27	4.0-26	0	1-4	1-3	5	3	0	5-5	0	0	0	0	0	0	41
16	at Missouri	52	6	58	7.0-34	2.0-18	0	0-0	2-23	1	1	0	5-5	0	0	0	0	0	0	35
23	South Carolina	33	18	51	7.0-26	3.0-18	0	1-0	2-0	3	1	0	5-5	0	0	0	0	0	0	44
NOV 6	Auburn	34	26	60	5.0-37	4.0-32	2	1-24	1-0	5	5	0	0-0	0	1	0	0	0	0	20
13	at Ole Miss	50	54	104	10.0-34	1.0-7	2	1-0	0-0	3	2	0	1-1	0	0	0	0	0	0	19
20	Prairie View A&M	25	40	65	9.0-30	4.0-24	1	1-17	0-0	1	3	1	7-7	0	0	0	0	0	0	52
27	at LSU	49	18	67	8.0-43	6.0-40	0	0-0	0-0	1	7	0	3-3	0	0	0	0	0	0	24
TEXAS A&M		474	342	816	88.0-363	39.0-237	6	5-45	10-115	33	45	1	38-38	0	1	0	0	0	0	352
OPPONENTS		426	314	740	69.0-260	19.0-121	4	3-0	13-179	36	41	2	20-20	0	1	2	0	0	0	191

SPECIAL TEAMS

DATE	OPPONENT	NO	YDS	AVG	LONG	PUNTING					FIELD GOALS				KICKOFFS			
						BLKD	TB	FC	50+	I20	ATT-MADE	LG	BLKD	NO	YDS	AVG	TB	OB
SEPT 4	Kent State	0	0	0.0	0	0	0	0	0	0	2-2	49	0	8	510	63.8	4	0
11	vs Colorado	8	392	49.0	65	0	1	3	4	2	2-1	41	0	3	195	65.0	3	0
18	New Mexico	4	182	45.5	61	0	0	1	2	4	3-2	44	0	7	455	65.0	5	0
25	vs Arkansas	8	366	45.8	57	0	1	3	3	5	1-1	49	0	3	195	65.0	3	0
OCT 2	Mississippi State	3	159	53.0	57	0	0	1	2	2	3-3	44	0	7	403	57.6	6	0
9	Alabama	5	177	35.4	50	1	0	1	1	0	2-2	38	0	7	447	63.9	6	1
16	at Missouri	3	144	48.0	56	0	0	1	1	1	2-0	0	0	6	384	64.0	4	0
23	South Carolina	2	102	51.0	56	0	0	1	1	0	4-3	32	1	8	520	65.0	7	0
NOV 6	Auburn	4	187	46.8	54	0	0	1	2	1	5-4	47	0	6	390	65.0	6	0
13	at Ole Miss	6	264	44.0	49	0	0	4	0	4	2-2	43	0	6	346	57.7	3	1
20	Prairie View A&M	1	48	48.0	48	0	0	0	0	0	1-1	27	0	9	583	64.8	7	0
27	at LSU	8	356	44.5	58	0	0	4	3	3	1-1	33	0	5	325	65.0	5	0
TEXAS A&M		52	2,377	45.7	65	1	2	20	19	22	28-22	49	1	75	4,753	63.4	59	2
OPPONENTS		79	3,282	41.5	73	1	2	25	10	28	19-13	50	0	46	2,701	58.7	24	5

RED ZONE

DATE	OPPONENT	W/L	SCORE	TIMES IN RZ	TIMES SCORED	TOTAL PTS	TDS	RUSH TDS	PASS TDS	FGS MADE	FGA	FAILED TO SCORE INSIDE RED ZONE				
												DOWN	INT	FUMB	HALF	GAME
SEPT 4	Kent State	W	41-10	6	4	24	3	1	2	1	0	0	2	0	0	0
11	vs Colorado	W	10-7	2	1	7	1	0	1	0	0	0	0	1	0	0
18	New Mexico	W	34-0	4	3	17	2	1	1	1	1	0	0	0	0	0
25	vs Arkansas	L	10-20	0	0	0	0	0	0	0	0	0	0	0	0	0
OCT 2	Mississippi State	L	22-26	4	4	16	1	0	1	3	0	0	0	0	0	0
9	Alabama	W	41-32	3	3	17	2	1	1	1	0	0	0	0	0	0
16	at Missouri	W	35-14	4	4	28	4	2	2	0	0	0	0	0	0	0
23	South Carolina	W	44-14	5	5	23	2	1	1	3	0	0	0	0	0	0
NOV 6	Auburn	W	20-3	3	3	9	0	0	0	3	0	0	0	0	0	0
13	at Ole Miss	L	19-29	3	3	12	1	1	0	2	0	0	0	0	0	0
20	Prairie View A&M	W	52-3	6	5	31	4	4	0	1	0	0	1	0	0	0
27	at LSU	L	24-27	3	3	17	2	0	2	1	0	0	0	0	0	0
TEXAS A&M -- 38 OF 43 (88.4%)			43	38	201	22	11	11	16	1	0	3	1	0	0	
OPPONENTS -- 22 OF 31 (71.0%)			31	22	115	12	5	7	10	4	2	1	0	2	0	

OPPONENTS' GAME-BY-GAME STATISTICS

OFFENSE

DATE	OPPONENT	NO.	RUSHING				RECEIVING				PASSING				KICK RETURNS				PUNT RETURNS				tot OFF
			YDS	TD	LG	NO.	YDS	TD	LG	C-A-I	YDS	TD	LG	NO	YDS	TD	LG	NO	YDS	TD	LG		
SEPT	4 Kent State	45	226	1	38	14	110	0	19	14-30-2	110	0	19	4	90	0	26	0	0	0	336		
	11 vs Colorado	38	171	1	30	13	89	0	19	13-25-1	89	0	19	0	0	0	2	18	0	13	260		
	18 New Mexico	36	89	0	16	10	33	0	11	10-23-1	33	0	11	2	60	0	31	0	0	0	122		
	25 vs Arkansas	49	197	0	19	9	246	2	85	9-19-0	246	2	85	0	0	0	3	3	0	2	443		
OCT	2 Mississippi State	17	30	0	11	46	408	3	25	46-59-0	408	3	25	0	0	0	2	5	0	5	438		
	9 Alabama	34	153	0	24	28	369	3	40	28-48-1	369	3	40	0	0	0	3	36	0	20	522		
	16 at Missouri	30	98	2	32	29	230	0	34	29-43-2	30	0	34	2	20	0	11	2	1	0	328		
	23 South Carolina	31	71	1	20	15	114	1	18	15-26-2	114	1	18	1	36	0	36	1	20	0	20	185	
NOV	6 Auburn	29	73	0	35	20	153	0	15	20-41-1	153	0	15	0	0	0	3	23	0	12	226		
	13 at Ole Miss	56	257	1	53	24	247	1	30	24-37-0	247	1	30	2	38	0	23	1	0	0	504		
	20 Prairie View A&M	42	147	0	40	2	7	0	5	2-12-0	7	0	5	2	31	0	16	1	14	0	154		
	27 at LSU	36	106	0	29	22	306	3	61	22-38-0	306	3	61	0	0	0	3	2	0	3	412		
	OPPONENTS	443	1,618	6	53	232	2,312	13	85	232-401-10	2,312	13	85	13	275	0	36	21	122	1	20	3,930	
	TEXAS A&M	418	2,196	17	67	208	2,503	19	70	208-369-13	2,503	19	70	11	336	1	96	30	320	1	95	4,699	

DEFENSE

DATE	OPPONENT	SOLO	AST	TOTAL	TFL-YDS	SACKS NO-YDS	FUMBLES			QBH	PASS BRK	BLKD KICK	KICKS ATT-MAD	2-PT CONV			PTS	
							FF	FR-YDS	INT-YDS					RUN	RCV	SAF		
SEPT	4 Kent State	35	34	69	5.0-11	2.0-7	0	1-0	4-68	1	3	0	1-1	0	0	0	0	10
	11 vs Colorado	42	6	48	5.0-13	1.0-2	1	1-0	0-0	4	7	0	1-1	0	0	0	0	7
	18 New Mexico	38	32	70	6.0-27	3.0-17	0	0-0	1-0	4	3	0	0-0	0	0	0	0	0
	25 vs Arkansas	31	22	53	9.0-36	3.0-14	0	0-0	1-0	8	2	0	2-2	0	0	0	0	20
OCT	2 Mississippi State	26	24	50	7.0-39	3.0-29	2	0-0	1-12	1	2	0	3-3	0	0	1	26	
	9 Alabama	28	26	54	4.0-16	0.0-0	0	0-0	1-0	0	2	1	3-3	0	1	0	38	
	16 at Missouri	45	8	53	5.0-26	1.0-17	0	0-0	1-27	0	2	0	2-2	0	0	0	14	
	23 South Carolina	39	42	81	5.0-9	0.0-0	0	0-0	1-0	6	5	1	2-2	0	0	0	14	
NOV	6 Auburn	37	22	59	4.0-11	0.0-0	1	1-0	0-0	1	4	0	0-0	0	0	0	3	
	13 at Ole Miss	28	44	72	4.0-15	1.0-8	0	0-0	2-56	5	7	0	3-3	0	0	1	29	
	20 Prairie View A&M	37	36	73	6.0-22	1.0-4	0	0-0	1-16	1	1	0	0-0	0	0	0	3	
	27 at LSU	40	18	58	9.0-35	4.0-23	0	0-0	0-0	5	3	0	3-3	0	0	0	27	
	OPPONENTS	426	314	740	69.0-260	19.0-121	4	3-0	13-179	36	41	2	20-20	0	1	2	191	
	TEXAS A&M	474	342	816	88.0-363	39.0-237	6	5-45	10-115	33	45	1	38-38	0	1	0	352	

SPECIAL TEAMS

DATE	OPPONENT	NO	YDS	AVG	LONG	PUNTING				FIELD GOALS				KICKOFFS				
						BLKD	TB	FC	50+	I20	ATT-MADE	LG	BLKD	NO	YDS	AVG	TB	OB
SEPT	4 Kent State	8	322	40.2	57	0	0	2	1	4	3-1	30	0	3	60	20.0	0	1
	11 vs Colorado	7	343	49.0	55	0	1	0	3	0	1-0	0	0	2	130	65.0	1	0
	18 New Mexico	11	441	40.1	49	0	0	4	0	2	0-0	0	0	1	65	65.0	0	0
	25 vs Arkansas	6	240	40.0	45	0	0	3	0	2	2-2	46	0	5	325	65.0	4	0
OCT	2 Mississippi State	3	122	40.7	47	0	0	2	0	2	3-1	24	0	5	297	59.4	2	1
	9 Alabama	4	140	35.0	43	0	0	1	0	2	3-3	38	0	8	484	60.5	5	1
	16 at Missouri	6	235	39.2	60	0	0	2	1	4	0-0	0	0	3	195	65.0	3	0
	23 South Carolina	7	328	46.9	73	0	0	2	1	2	0-0	0	0	3	187	62.3	2	1
NOV	6 Auburn	7	320	45.7	63	0	0	2	1	4	2-1	32	0	2	130	65.0	1	0
	13 at Ole Miss	6	232	38.7	52	0	1	4	1	4	2-2	33	0	6	313	52.2	1	1
	20 Prairie View A&M	6	253	42.2	58	1	0	0	2	1	1-1	25	0	2	125	62.5	0	0
	27 at LSU	8	306	38.2	45	0	0	3	0	1	2-2	50	0	6	390	65.0	5	0
	OPPONENTS	79	3,282	41.5	73	1	2	25	10	28	19-13	50	0	46	2,701	58.7	24	5
	TEXAS A&M	52	2,377	45.7	65	1	2	20	19	22	28-22	49	1	75	4,753	63.4	59	2

RED ZONE

DATE	OPPONENT	W/L	SCORE	TIMES IN RZ	TIMES SCORED	TOTAL PTS	TDS	RUSH TDS	PASS TDS	FGS MADE	FGA	FAILED TO SCORE INSIDE RED ZONE					
												DOWNS	INT	FUMB	HALF	GAME	
SEPT	4 Kent State	W	41-10	4	2	10	1	1	0	1	2	0	0	0	0	0	0
	11 vs Colorado	W	10-7	2	1	7	1	1	0	0	0	1	0	0	0	0	0
	18 New Mexico	W	34-0	0	0	0	0	0	0	0	0	0	0	0	0	0	0
	25 vs Arkansas	L	10-20	2	1	3	0	0	0	1	0	0	0	0	0	1	0
OCT	2 Mississippi State	L	22-26	5	4	24	3	0	3	1	1	0	0	0	0	0	0
	9 Alabama	W	41-32	6	5	24	2	0	2	3	0	0	1	0	0	0	0
	16 at Missouri	W	35-14	1	1	7	1	1	0	0	0	0	0	0	0	0	0
	23 South Carolina	W	44-14	2	2	14	2	1	1	0	0	0	0	0	0	0	0
NOV	6 Auburn	W	20-3	2	1	3	0	0	0	1	1	0	0	0	0	0	0
	13 at Ole Miss	L	19-29	6	4	20	2	1	1	2	0	1	0	0	0	1	0
	20 Prairie View A&M	W	52-3	1	1	3	0	0	0	1	0	0	0	0	0	0	0
	27 at LSU	L	24-27	0	0	0	0	0	0	0	0	0	0	0	0	0	0
	OPPONENTS – 22 OF 31 (71.0%)			31	22	115	12	5	7	10	4	2	1	0	2	0	0
	TEXAS A&M – 38 OF 43 (88.4%)			43	38	201	22	11	11	16	1	0	3	1	0	0	0

2021 REVIEW

TEAM COMPARISON GAME-BY-GAME

Date	Opponent	Score	FIRST DOWNS				Pen	RUSHING		PASSING		TOTAL OFFENSE		Turnovers
			Total	Rush	Pass	Yards		Number-Yards	Comp-Att-Int	Yards	Plays-Yards	Return Yds		
SEPT	4 Kent State	41-10	29/19	14/10	15/7	0/2	42-303/45-226	21-34-4/14-30-2	292/110	76-595/75-336	96/158	5/2		
	11 vs Colorado	10-7	14/14	6/9	8/3	0/2	29-98/38-171	19-40-0/13-25-1	191/89	69-289/63-260	71/18	1/1		
	18 New Mexico	34-0	21/9	8/7	12/2	1/0	34-154/36-89	19-33-1/10-23-1	275/33	67-429/59-122	120/60	1/1		
	25 vs Arkansas	10-20	16/20	6/13	7/6	3/1	23-121/49-197	20-36-1/9-19-0	151/246	59-272/68-443	32/3	1/0		
OCT	2 Mississippi State	22-26	15/29	8/4	6/22	1/3	32-162/17-90	12-20-1/46-59-0	135/408	52-297/76-438	50/17	1/0		
	9 Alabama	41-38	24/25	7/6	13/17	4/2	27-94/34-153	21-31-1/28-48-1	285/369	58-379/82-522	107/36	1/2		
	16 at Missouri	35-14	29/19	15/7	10/9	4/3	42-283/30-98	13-25-1/29-43-2	148/230	67-431/73-328	23/48	1/2		
23 South Carolina	44-14	26/14	13/3	11/7	2/4	53-290/31-71	12-26-1/15-26-2	187/114	79-477/57-185	95/56	1/3			
NOV	6 Auburn	20-3	17/17	9/9	8/8	0/0	35-217/29-73	15-29-0/20-41-1	192/153	64-409/70-226	39/23	1/2		
	13 at Ole Miss	19-29	20/32	8/14	11/14	1/4	29-141/56-257	24-41-2/24-37-0	237/247	70-378/93-504	25/94	2/1		
	20 Prairie View A&M	52-3	24/9	19/8	5/0	0/1	44-279/42-147	12-19-1/2-12-0	168/7	63-447/54-154	114/61	1/1		
	27 at LSU	24-27	16/22	3/8	13/13	0/1	28-54/36-106	20-35-0/22-38-0	242/306	63-296/74-412	44/2	0/0		
TOTALS		352-191	250/228	116/98	119/108	15/22	418-2196/443-1618	208-369-13/232-401-10	2503/2312	787-4699/844-3930	816/576	16/15		

Date	Opponent	3rd Down Conversions	4th Down Conversions	Time of Possession	TOP Margin	Avg Yds/Rush	Avg Yds/Pass	Avg Yds/Play	Punting Number-Avg	Penalties Number-Yds
	11 vs Colorado	8-20/4-14	0-0/0-2	31:26/28:34	2:52	3.4/4.5	4.8/3.6	4.2/4.1	8-49.0/7-49.0	7-65/2-17
	18 New Mexico	5-14/6-17	1-1/0-0	30:59/29:01	1:58	4.5/2.5	8.3/1.4	6.4/2.1	4-45.5/11-40.1	6-35/4-18
	25 vs Arkansas	4-14/3-13	0-1/0-1	29:10/30:50	-1:40	5.3/4.0	4.2/12.9	4.6/6.5	8-45.8/6-40.0	11-75/10-65
OCT	2 Mississippi State	4-11/3-10	0-0/0-0	24:54/35:06	-10:12	5.0/1.8	6.8/6.9	5.7/5.8	3-53.0/3-40.7	8-59/7-65
	9 Alabama	4-10/9-18	0-0/0-0	26:16/33:44	-7:28	3.5/4.5	9.2/7.7	6.5/6.4	5-35.4/4-35.0	6-50/8-82
	16 at Missouri	2-8/6-17	1-1/2-3	29:57/30:03	-0:06	6.7/3.3	5.9/5.3	6.4/4.5	3-48.0/6-39.2	5-54/13-110
23 South Carolina	6-14/3-13	0-1/0-1	35:30/24:30	11:00	5.5/2.3	7.2/4.4	6.0/3.2	2-51.0/7-46.9	8-90/6-57	
NOV	6 Auburn	3-13/4-16	1-1/1-3	30:04/29:56	0:08	6.2/2.5	6.6/3.7	6.4/3.2	4-46.8/7-45.7	4-30/5-35
	13 at Ole Miss	4-13/5-16	0-1/1-3	30:03/29:57	0:06	4.9/4.6	5.8/6.7	5.4/5.4	6-44.0/6-38.7	10-85/6-51
	20 Prairie View A&M	6-10/6-16	2-2/0-2	31:00/29:00	2:00	6.3/3.5	8.8/0.6	7.1/2.9	1-48.0/6-42.2	1-15/5-25
	27 at LSU	3-14/5-17	1-1/2-2	27:40/32:20	-4:40	1.9/2.9	6.9/8.1	4.7/5.6	8-44.5/8-38.2	4-28/3-32
TOTALS		58-154/61-185	6-10/6-17	362:42/357:01	5:41	5.3/3.7	6.8/5.8	6.0/4.7	52-45.7/79-41.5	656/567

TEXAS A&M INDIVIDUAL STATISTICS

RUSHING										
GP	Att	Gain	Loss	Net	Avg	TD	Long	Avg/G		
28	Isaiah Spiller	12	179	1,065	54	1,011	5.6	6	67	84.2
6	Devon Achane	12	130	943	33	910	7.0	9	63	75.8
4	Amari Daniels	5	20	121	2	119	5.9	1	14	23.8
34	LJ Johnson	4	21	89	13	76	3.6	0	20	19.0
8	Yulkeith Brown	5	2	52	0	52	26.0	0	45	10.4
0	Ainias Smith	12	8	26	0	26	3.2	0	8	2.2
13	Haynes King	2	6	31	7	24	4.0	0	14	12.0
24	Earnest Crownover	8	5	20	3	17	3.4	0	11	2.1
21	Darvon Hubbard	2	2	2	0	2	1.0	0	1	1.0
25	Deondre Jackson	4	1	0	2	-2	-2.0	0	0	-0.5
10	Zach Calzada	12	35	117	126	-9	-0.3	1	25	-0.8
TEAM	9	9	0	30	-30	-3.3	0	0	0	-3.3
TOTAL	12	418	2,466	270	2,196	5.3	17	67	183.0	
OPPONENTS	12	443	2,057	439	1,618	3.7	6	53	134.8	

RECEIVING								
GP	No.	Yds	Avg	TD	Long	Avg/G		
0	Ainias Smith	12	47	509	10.8	6	27	42.4
85	Jalen Wydermyer	12	40	515	12.9	4	34	42.9
28	Isaiah Spiller	12	25	189	7.6	1	19	15.8
6	Devon Achane	12	24	261	10.9	1	33	21.8
5	Jalen Preston	12	17	255	15.0	2	38	21.2
1	Demond Demas	10	15	235	15.7	1	70	23.5
81	Caleb Chapman	6	13	210	16.2	0	53	35.0
2	Chase Lane	7	12	132	11.0	0	18	18.9
7	Moose Muhammad III	8	10	153	15.3	4	39	19.1
42	Max Wright	12	3	23	7.7	0	8	1.9
34	LJ Johnson	4	1	14	14.0	0	14	3.5
3	Devin Price	12	1	7	7.0	0	7	0.6
TOTAL	12	208	2,503	12.0	19	70	208.6	
OPPONENTS	12	232	2,312	10.0	13	85	192.7	

PASSING										
GP	Effic	Comp-Att-Int	Pct	Yds	TD	Lng	Avg/G			
12	Zach Calzada	12	124.05	184-327-9	56.3	2,185	17	70	182.1	
2	Haynes King	2	136.57	22-35-3	62.9	300	2	53	150.0	
5	Blake Bost	5	21.60	2-7-1	28.6	18	0	14	3.6	
TOTAL	12	123.29	208-369-13	56.4	2,503	19	70	208.6		
OPPONENTS	12	112.00	232-401-10	57.9	2,312	13	85	192.7		

TOTAL OFFENSE							
G	Plays	Rush	Pass	Total	Avg/G		
12	Zach Calzada	12	362	-9	2,185	2,176	181.3
12	Isaiah Spiller	12	179	1,011	0	1,011	84.2
12	Devon Achane	12	130	910	0	910	75.8
2	Haynes King	2	41	24	300	324	162.0
5	Amari Daniels	5	20	119	0	119	23.8
4	LJ Johnson	4	21	76	0	76	19.0
5	Yulkeith Brown	5	2	52	0	52	10.4
12	Ainias Smith	12	8	26	0	26	2.2
5	Blake Bost	5	7	0	18	18	3.6
8	Earnest Crownover	8	5	17	0	17	2.1
2	Darvon Hubbard	2	2	2	0	2	1.0
4	Deondre Jackson	4	1	-2	0	-2	-0.5
9	TEAM	9	9	-30	0	-30	-3.3
TOTAL	12	787	2,196	2,503	4,699	391.6	

ALL-PURPOSE		G	Rush	Rec	PR	KOR	IR	Tot	Avg/G
6	Devon Achane	12	910	261	0	301	0	1,472	122.7
28	Isaiah Spiller	12	1,011	189	0	0	0	1,200	100.0
0	Ainias Smith	12	26	509	259	0	0	794	66.2
85	Jalen Wydermyer	12	0	515	0	0	0	515	42.9
5	Jalen Preston	12	0	255	0	14	0	269	22.4
1	Demond Demas	10	0	235	0	0	0	235	23.5
7	Moose Muhammad III	8	0	153	61	0	0	214	26.8
81	Caleb Chapman	6	0	210	0	0	0	210	35.0
2	Chase Lane	7	0	132	0	0	0	132	18.9
4	Amari Daniels	5	119	0	0	0	0	119	23.8
34	LJ Johnson	4	76	14	0	0	0	90	22.5
9	Leon O'Neal Jr.	12	0	0	0	0	0	85	85.71
8	Yulkeith Brown	5	52	0	0	21	0	73	14.6
10	Haynes King	2	24	0	0	0	0	24	12.0
42	Max Wright	12	0	23	0	0	0	23	1.9
17	Jaylon Jones	12	0	0	0	0	17	17	1.4
24	Earnest Crownover	8	17	0	0	0	0	17	2.1
3	Devin Price	12	0	7	0	0	0	7	0.6
27	Antonio Johnson	12	0	0	0	0	6	6	0.5
45	Edgerrin Cooper	12	0	0	0	0	4	4	0.3
26	Demani Richardson	12	0	0	0	0	3	3	0.2
21	Darvon Hubbard	2	2	0	0	0	0	2	1.0
25	Deondre Jackson	4	-2	0	0	0	0	-2	-0.5
10	Zach Calzada	12	-9	0	0	0	0	-9	-0.8
	TEAM	9	-30	0	0	0	0	-30	-3.3
	TOTAL	12	2,196	2,503	320	336	115	5,470	455.8
	OPPONENTS	12	1,618	2,312	122	275	179	4,506	375.5

FIELD GOALS		FGM-FGA	Pct	01-19	20-29	30-39	40-49	50-99	Lg	Blk
47	Seth Small	22-27	81.5	0-0	5-5	9-9	8-11	0-2	49	1
36	Caden Davis	0-1	0.0	0-0	0-0	0-1	0-0	0-0	0	0

FG SEQUENCE	TEXAS A&M	OPPONENTS
Kent State	(49),(36)	(30),25,24
vs Colorado	53,(41)	46
New Mexico	53,(41)	46
vs Arkansas	(49)	(46),(24)
Mississippi State	(40),(37),(44)	(24),46,49
Alabama	(38),(28)	(38),(26),(22)
at Missouri	54,46	-
South Carolina	(32),(28),(47),(31)	-
Auburn	(21),42,(29),(47),(37)	(32),33
at Ole Miss	(30),(43)	(33),(32)
Prairie View A&M	(27)	(25)
at LSU	(33)	(50),(47)

Numbers in parentheses indicate field goal was made. * blocked

PUNTING		No.	Yds	Avg	Long	TB	FC	I20	50+	Blkd
95	Nik Constantinou	51	2,377	46.6	65	2	20	22	19	0
	TEAM	1	0	0.0	0	0	0	0	0	1
	TOTAL	52	2,377	45.7	65	2	20	22	19	1
	OPPONENTS	79	3,282	41.5	73	2	25	28	10	1

KICKOFFS		No.	Yds	Avg	TB	OB	Retn	Net	YdLn
36	Caden Davis	67	4,243	63.3	55	2			
19	Randy Bond	8	510	63.8	4	0			
	TOTAL	75	4,753	63.4	59	2	275	40.0	24
	OPPONENTS	46	2,701	58.7	24	5	336	38.4	26

SCORING		PATs								
		TD	FGs	Kick	Rush	Rcv	Pass	DXP	Saf	Points
47	Seth Small	0	22-27	37-37	0-0	0	0-0	0	0	103
6	Devon Achane	11	0-0	0-0	0-0	0	0-0	0	0	66
0	Ainias Smith	7	0-0	0-0	0-0	1	0-0	0	0	44
28	Isaiah Spiller	7	0-0	0-0	0-0	0	0-0	0	0	42
85	Jalen Wydermyer	4	0-0	0-0	0-0	0	0-0	0	0	24
7	Moose Muhammad III	4	0-0	0-0	0-0	0	0-0	0	0	24
5	Jalen Preston	2	0-0	0-0	0-0	0	0-0	0	0	12
4	Amari Daniels	1	0-0	0-0	0-0	0	0-0	0	0	6
10	Zach Calzada	1	0-0	0-0	0-0	0	1-3	0	0	6
1	Demond Demas	1	0-0	0-0	0-0	0	0-0	0	0	6
2	Micheal Clemons	1	0-0	0-0	0-0	0	0-0	0	0	6
1	Aaron Hansford	1	0-0	0-0	0-0	0	0-0	0	0	6
9	Leon O'Neal Jr.	1	0-0	0-0	0-0	0	0-0	0	0	6
36	Caden Davis	0	0-1	1-1	0-0	0	0-0	0	0	1
	TOTAL	41	22-28	38-38	0-0	1	1-3	0	0	352
	OPPONENTS	21	13-19	20-20	0-0	1	1-1	0	2	191

INTERCEPTIONS		No.	Yds	Avg	TD	Long
17	Jaylon Jones	2	17	8.5	0	17
9	Leon O'Neal Jr.	2	85	42.5	1	85
26	Demani Richardson	1	3	3.0	0	3
92	Jayden Peevy	1	0	0.0	0	0
45	Edgerrin Cooper	1	4	4.0	0	4
27	Antonio Johnson	1	6	6.0	0	6
11	Deuce Harmon	1	0	0.0	0	0
7	Tyreek Chappell	1	0	0.0	0	0
	TOTAL	10	115	11.5	1	85
	OPPONENTS	13	179	13.8	1	52

PUNT RETURNS		No.	Yds	Avg	TD	Long
0	Ainias Smith	23	259	11.3	1	95
7	Moose Muhammad III	7	61	8.7	0	23
	TOTAL	30	320	10.7	1	95

KICK RETURNS		No.	Yds	Avg	TD	Long
6	Devon Achane	9	301	33.4	1	96
8	Yulkeith Brown	1	21	21.0	0	21
5	Jalen Preston	1	14	14.0	0	14
	TOTAL	11	336	30.5	1	96
	OPPONENTS	13	275	21.2	0	36

FUMBLE RETURNS		No.	Yds	Avg	TD	Long
2	Micheal Clemons	1	24	24.0	1	24
9	Leon O'Neal Jr.	1	4	4.0	0	4
1	Aaron Hansford	1	17	17.0	1	17
	TOTAL	3	45	15.0	2	24
	OPPONENTS	0	0	0.0	0	0

TEXAS A&M DEFENSIVE STATISTICS

	GP	Tackles			TFL/Yds	Sacks		Pass Def		Fumbles		Blkd	
		Solo	Ast	Total		No-Yds	Int-Yds	BrUp	QBH	Rcv-Yds	FF	Kick	Saf
1 Aaron Hansford	12	45	44	89	8.5-28	2.0-15	.	4	2	2-17	.	.	.
27 Antonio Johnson	12	53	26	79	8.5-24	1.0-7	1-6	5	1	.	1	.	.
26 Demani Richardson	12	44	21	65	6.5-43	2.0-22	1-3	3	3	.	1	.	.
8 DeMarvin Leal	12	27	31	58	12.5-55	8.5-46	.	2	2	.	1	.	.
9 Leon O'Neal Jr.	12	38	20	58	3.0-14	1.0-8	2-85	5	1	1-4	.	.	.
45 Edgerrin Cooper	12	37	21	58	5.5-14	0.5-3	1-4	1	2
32 Andre White	12	27	30	57	1.5-4	1.0-3	.	.	1
92 Jayden Peevy	11	17	26	43	6.0-18	2.0-4	1-0	3	1	.	1	.	.
7 Tyreek Chappell	12	31	10	41	3.0-6	.	1-0	9	1
17 Jaylon Jones	12	23	12	35	1.0-3	.	2-17	6
2 Micheal Clemons	10	23	9	32	11.0-57	7.0-43	.	2	13	1-24	1	.	.
3 Tyree Johnson	12	20	11	31	9.0-58	8.5-57	.	.	2	1-0	1	.	.
11 Deuce Harmon	12	8	11	19	1.5-2	.	1-0	1
20 Jardin Gilbert	12	9	5	14	0.5-4	0.5-4	.	1
5 Shemar Turner	8	5	9	14	2.0-9	1.5-8	.	.	1
35 McKinnley Jackson	10	7	7	14	1.0-7	1.0-7	.	.	2
6 Adarious Jones	10	5	7	12	0.5-4	0.5-4
24 Chris Russell	12	5	6	11	1.0-2
16 Brian George	5	10	.	10
10 Fadil Diggs	12	2	7	9	2.5-4	1.0-3	.	.	1	.	.	1	.
14 Keldrick Carper	5	5	4	9	.	.	.	1
23 Tarian Lee	12	5	4	9
34 Isaiah Raikes	12	4	4	8
22 Antonio Doyle Jr.	9	2	5	7	0.5-3
4 Erick Young	5	4	1	5
37 Jahzion Harris	2	1	3	4	1.5-3	1.0-3
43 Alex Zettler	6	1	2	3	.	.	.	1
93 Dallas Walker IV	2	.	3	3	.	.	.	1
0 Myles Jones	3	2	.	2
85 Jalen Wydermyer	12	2	.	2
41 R.J. Orebo	12	1	1	2	1.0-1
33 Samuel Mathews	9	2	.	2
18 Donell Harris Jr.	2	2	.	2
81 Caleb Chapman	6	1	.	1
0 Ainius Smith	12	1	.	1
13 Haynes King	2	1	.	1
4 Amari Daniels	5	1	.	1
5 Jalen Preston	12	.	1	1
36 Caden Davis	11	1	.	1
1 Demond Demas	10	1	.	1
10 Zach Calzada	12	1	.	1
90 Elijah Jeudy	1	.	1	1
TOTAL	12	474	342	816	88-363	39-202	10-115	45	33	5-45	6	1	.
OPPONENTS	12	426	314	740	69.0-260	19-121	13-179	41	36	3-0	4	2	2

SOLO TACKLES

27 A Johnson	53
1 A Hansford	45
26 D Richardson	44
9 L O'Neal Jr.	38
45 E Cooper.....	37

ASSISTED TACKLES

1 A Hansford.....	44
8 D Leal.....	31
32 A White.....	30
27 A Johnson.....	26
92 J Peevy.....	26

TACKLES FOR LOSS/YDS

8 D Leal.....	12.5/55
2 M Clemons.....	11.0/57
3 T Johnson.....	9.0/58
1 A Hansford.....	8.5/28
27 A Johnson.....	8.5/24

QB SACKS/YDS

3 T Johnson.....	8.5/57
8 D Leal.....	8.5/46
2 M Clemons.....	7.0/43
26 D Richardson ...	2.0/22
1 A Hansford.....	2.0/15

SPECIAL TEAMS TACKLES

24 C Russell.....	6
45 E Cooper.....	6
27 A Johnson.....	4
22 A Doyle.....	3
26 D Richardson.....	3

PARTICIPATION CHART

Name	GP/GS	KENT	COLO	UNM	ARK	MSST	BAMA	MIZZ	SC	AUB	MISS	PVAMU	LSU
6 Devon Achane	12/1	XXX	XXX	XXX	XXX	XXX	XXX	XXX	XXX	XXX	XXX	XXX	START
70 Josh Bankhead	12/-	XXX	XXX	XXX	XXX	XXX	XXX	XXX	XXX	XXX	XXX	XXX	XXX
19 Randy Bond	2/-	XXX	...	XXX
14 Blake Bost	5/-	XXX	...	XXX	XXX	XXX	...	XXX	...
8 Yulkeith Brown	5/-	XXX	XXX	...	XXX	XXX	XXX
10 Zach Calzada	12/10	XXX	XXX	START	START	START	START	START	START	START	START	START	START
14 Keldrick Carper	4/1	START	XXX	XXX	XXX
81 Caleb Chapman	6/2	XXX	XXX	START	XXX	XXX	START	...
7 Tyreek Chappell	12/8	XXX	XXX	XXX	XXX	START	START	START	START	START	START	START	START
52 Smart Chibuzo	3/-	XXX	...	XXX	XXX	...
12 Connor Choate	12/-	XXX	XXX	XXX	XXX	XXX	XXX	XXX	XXX	XXX	XXX	XXX	XXX
2 Micheal Clemons	10/9	...	XXX	START	START	START	START	START	START	START	START	...	START
95 N Constantinou	12/-	XXX	XXX	XXX	XXX	XXX	XXX	XXX	XXX	XXX	XXX	XXX	XXX
45 Edgerrin Cooper	12/1	START	XXX	XXX	XXX	XXX	XXX	XXX	XXX	XXX	XXX	XXX	XXX
24 E Crownover	8/1	XXX	...	XXX	...	START	XXX	XXX	XXX	XXX	XXX
88 Baylor Cupp	10/1	XXX	XXX	XXX	XXX	XXX	XXX	XXX	XXX	START	XXX
4 Amari Daniels	5/-	XXX	XXX	XXX	...	XXX	XXX	...
36 Caden Davis	11/-	...	XXX	XXX	XXX	XXX	XXX	XXX	XXX	XXX	XXX	XXX	XXX
1 Demond Demas	10/6	XXX	XXX	XXX	START	START	START	START	XXX	START	START
10 Fadil Diggs	12/-	XXX	XXX	XXX	XXX	XXX	XXX	XXX	XXX	XXX	XXX	XXX	XXX
22 A Doyle Jr.	9/-	XXX	XXX	XXX	XXX	XXX	XXX	XXX	XXX	XXX	...
61 Bryce Foster	12/12	START	START	START	START	START	START	START	START	START	START	START	START
67 Galen Gallagher	5/-	XXX	XXX	XXX	XXX	XXX
16 Brian George	5/4	START	START	START	START	...	XXX
20 Jardin Gilbert	12/-	XXX	XXX	XXX	XXX	XXX	XXX	XXX	XXX	XXX	XXX	XXX	XXX
48 Jacob Graham	3/-	XXX	XXX	XXX	...
55 Kenyon Green	12/12	START	START	START	START	START	START	START	START	START	START	START	START
1 Aaron Hansford	12/11	XXX	START	START	START	START	START	START	START	START	START	START	START
11 Deuce Harmon	12/3	XXX	XXX	XXX	XXX	START	XXX	XXX	XXX	XXX	XXX	START	START
18 Donell Harris	2/-	XXX	XXX
37 Jahzion Harris	2/-	XXX	XXX	...
21 Darvon Hubbard	2/-	XXX	XXX	...
65 Derick Hunter	4/-	XXX	...	XXX	XXX	XXX
76 R Fatheree II	11/9	XXX	...	XXX	START	START	START	START	START	START	START	START	START
7 M Muhammad III	8/-	XXX	XXX	XXX	XXX	XXX	XXX	XXX	XXX
60 Trey Zuhn III	4/-	XXX	XXX	XXX	XXX	...
25 Deondre Jackson	4/-	XXX	...	XXX	XXX	XXX
16 Kenyon Jackson	5/1	XXX	XXX	XXX	XXX	START
35 M Jackson	10/4	XXX	XXX	XXX	XXX	START	XXX	START	START	START	XXX
90 Elijah Jeudy	1/-	XXX	...
27 Antonio Johnson	12/12	START	START	START	START	START	START	START	START	START	START	START	START
58 Jahmir Johnson	11/11	START	START	START	START	START	...	START	START	START	START	START	START
34 LJ Johnson	4/-	XXX	XXX	XXX	XXX	...
3 Tyree Johnson	12/9	START	START	START	START	XXX	START	START	START	XXX	XXX	START	START
6 Adarious Jones	10/1	START	XXX	XXX	XXX	XXX	XXX	XXX	XXX	XXX	...	XXX	...
17 Jaylon Jones	12/12	START	START	START	START	START	START	START	START	START	START	START	START
0 Myles Jones	2/-	XXX	XXX
13 Haynes King	2/2	START	START
2 Chase Lane	7/3	START	START	START	XXX	XXX	XXX	XXX
8 DeMarvin Leal	12/12	START	START	START	START	START	START	START	START	START	START	START	START
23 Tarian Lee	12/-	XXX	XXX	XXX	XXX	XXX	XXX	XXX	XXX	XXX	XXX	XXX	XXX
30 Reese Mason	7/-	XXX	XXX	XXX	XXX	XXX	XXX	XXX
33 Samuel Mathews	9/-	XXX	XXX	XXX	XXX	...	XXX	XXX	XXX	XXX	XXX
75 Luke Matthews	1/-	XXX
31 Dreyden Norwood	2/-	XXX	XXX
74 Aki Ogunbiyi	8/4	START	START	START	START	XXX	XXX	XXX	...	XXX	...
9 Leon O'Neal	12/12	START	START	START	START	START	START	START	START	START	START	START	START
41 R.J. Orebo	12/-	XXX	XXX	XXX	XXX	XXX	XXX	XXX	XXX	XXX	XXX	XXX	XXX
92 Jayden Peevy	11/11	START	START	START	START	START	START	...	START	START	START	START	START
5 Jalen Preston	12/6	XXX	XXX	XXX	START	XXX	START	START	START	START	START	XXX	XXX
3 Devin Price	12/-	XXX	XXX	XXX	XXX	XXX	XXX	XXX	XXX	XXX	XXX	XXX	XXX
34 Isaiah Raikes	12/1	XXX	START	XXX	XXX	XXX	XXX	XXX	XXX	XXX	XXX	XXX	XXX
15 Albert Regis	1/-	XXX	...
26 D Richardson	12/12	START	START	START	START	START	START	START	START	START	START	START	START
64 Layden Robinson	10/10	START	START	START	START	START	START	START	START	START	START
24 Chris Russell	12/-	XXX	XXX	XXX	XXX	XXX	XXX	XXX	XXX	XXX	XXX	XXX	XXX
47 Seth Small	12/-	XXX	XXX	XXX	XXX	XXX	XXX	XXX	XXX	XXX	XXX	XXX	XXX
0 Aimas Smith	12/12	START	START	START	START	START	START	START	START	START	START	START	START
11 Blake Smith	1/-	XXX	...
66 Spasojevic-Moko	3/-	XXX	XXX	XXX	...
28 Isaiah Spiller	12/12	START	START	START	START	START	START	START	START	START	START	START	START
17 Eli Stowers	3/-	XXX	XXX	XXX
53 Blake Trainor	11/2	XXX	...	START	XXX	XXX	START	XXX	XXX	XXX	XXX	XXX	XXX
5 Shemar Turner	8/-	XXX	XXX	XXX	XXX	XXX	XXX	...	XXX	XXX	...
93 Dallas Walker IV	2/-	XXX	XXX	...
32 Andre White	12/9	XXX	START	START	START	START	START	START	START	START	START	START	XXX
42 Max Wright	12/3	START	START	START	XXX	XXX	XXX	XXX	XXX	XXX	XXX	XXX	XXX
85 Jalen Wydermyer	12/12	START	START	START	START	START	START	START	START	START	START	START	START
77 Matthew Wykoff	4/-	XXX	XXX	XXX	XXX	...
4 Erick Young	5/-	XXX	XXX	XXX	XXX	XXX
43 Alex Zettler	6/-	XXX	...	XXX	...	XXX	XXX	XXX	XXX

2021 REVIEW

RUSHING / RECEIVING / PASSING — GAME-BY-GAME

RUSHING		No-Yds/TD	KENT	COLO	UNM	ARK	MSST	BAMA	MIZZ	SC	AUB	MISS	PVAMU	LSU
28	Isaiah Spiller	179-1,011/6	17-113/0	8-20/0	15-117/1	12-95/1	16-100/0	17-46/1	20-168/1	18-102/1	21-112/0	15-41/0	9-70/1	11-27/0
6	Devon Achane	130-910/9	12-124/2	9-50/0	9-29/0	5-24/0	8-69/0	7-34/0	16-124/2	20-154/1	10-98/0	12-110/2	10-45/2	12-49/0
4	Amari Daniels	20-119/1	DNP	DNP	3-21/0	DNP	DNP	DNP	2-5/0	7-23/0	DNP	-	8-70/1	DNP
34	LJ Johnson	21-76/0	DNP	DNP	2-5/0	DNP	DNP	DNP	2-5/0	6-6/0	DNP	DNP	11-60/0	DNP
8	Yulkeith Brown	2-52/0	DNP	DNP	-	DNP	DNP	DNP	DNP	1-7/0	DNP	-	1-45/0	-
0	Ainias Smith	8-26/0	3-16/0	1-3/0	-	-	1-3/0	1-2/0	-	-	1-1/0	-	-	1-1/0
13	Haynes King	6-24/0	5-22/0	1-2/0	DNP	DNP	DNP	DNP	DNP	DNP	DNP	DNP	DNP	DNP
24	E Crownover	5-17/0	3-18/0	DNP	2--1/0	DNP	-	-	DNP	DNP	-	-	-	-
21	Darvon Hubbard	2-2/0	DNP	DNP	-	DNP	DNP	DNP	DNP	DNP	DNP	DNP	2-2/0	DNP
25	Deondre Jackson	1--2/0	-	DNP	-	DNP	DNP	DNP	DNP	DNP	DNP	DNP	1--2/0	-
10	Zach Calzada	35--9/1	1-12/0	7-29/0	3--17/0	5-2/0	6-6/1	2-12/0	1--17/0	-	2-8/0	2--10/0	2--11/0	4--23/0
	TEAM	9--30/0	1--2/0	3--6/0	DNP	1-0/0	1--16/0	-	1--2/0	1-2/0	1--2/0	DNP	-	DNP

RECEIVING		No-Yds/TD	KENT	COLO	UNM	ARK	MSST	BAMA	MIZZ	SC	AUB	MISS	PVAMU	LSU
85	Jalen Wydermyer	40-515/4	4-36/0	4-66/0	4-39/0	1-18/0	2-17/1	3-73/1	3-29/0	4-75/2	5-53/0	5-68/0	1-17/0	4-24/0
0	Ainias Smith	47-509/6	8-100/2	3-19/0	2-16/0	2-35/0	5-30/0	6-85/2	3-34/2	2-28/0	4-44/0	5-77/0	1-4/0	6-37/0
6	Devon Achane	24-261/1	-	3-24/0	3-45/1	6-18/0	2-31/0	3-45/0	1-27/0	-	1-1/0	-	-	5-72/0
5	Jalen Preston	17-255/2	-	-	-	3-33/0	2-49/0	2-12/0	1-11/0	1-33/0	-	2-13/0	3-47/0	3-57/2
1	Demond Demas	15-235/1	-	-	2-100/1	2-13/0	1-8/0	2-20/0	1-8/0	1-27/0	1-16/0	5-43/0	DNP	DNP
81	Caleb Chapman	13-210/0	4-91/0	1-7/0	DNP	DNP	DNP	DNP	DNP	1-4/0	3-77/0	3-22/0	1-9/0	DNP
28	Isaiah Spiller	25-189/1	2-24/0	6-56/1	-	5-26/0	-	4-43/0	1-10/0	3-20/0	1-3/0	3-7/0	-	-
7	M Muhammad III	10-153/4	-	3	-24/1	-	-	-	DNP	DNP	DNP	DNP	5-77/2	2-52/1
2	Chase Lane	12-132/0	3-41/0	2-19/0	4-44/0	DNP	DNP	1-7/0	2-21/0	-	-	DNP	DNP	DNP
42	Max Wright	3-23/0	-	-	-	1-8/0	-	-	1-8/0	-	-	1-7/0	-	-
34	LJ Johnson	1-14/0	DNP	DNP	-	DNP	DNP	DNP	-	-	DNP	DNP	1-14/0	DNP
3	Devin Price	1-7/0	-	-	1-7/0	-	-	-	-	-	-	-	-	-

PASSING

#10 ZACH CALZADA

	Att	Comp	Int	Pct	Yards	TD	Long	Sack	Yds	Effic
Kent State	1	0	1	0.0	0	0	0	0	0	-200.0
vs Colorado	38	18	0	47.4	183	1	29	1	2	96.5
New Mexico	33	19	1	57.6	275	3	70	3	17	151.5
vs Arkansas	36	20	1	55.6	151	0	23	3	14	85.2
Mississippi State	20	12	1	60.0	135	1	38	3	29	123.2
Alabama	31	21	1	67.7	285	3	34	0	0	170.5
at Missouri	25	13	1	52.0	148	2	27	1	17	120.1
South Carolina	24	12	1	50.0	187	2	33	0	0	134.6
Auburn	29	15	0	51.7	192	0	49	0	0	107.3
Ole Miss	41	24	2	58.5	237	0	27	1	8	97.3
Prairie View A&M	14	10	0	71.4	150	2	33	1	4	208.6
at LSU	35	20	0	57.1	242	3	39	4	23	143.5
TOTALS	327	184	9	56.3	2,185	17	70	17	114	124.0

#13 HAYNES KING

	Att	Comp	Int	Pct	Yards	TD	Long	Sack	Yds	Effic
Kent State	33	21	3	63.6	292	2	53	2	7	139.8
vs Colorado	2	1	0	50.0	8	0	8	0	0	83.6
New Mexico	--- Did Not Play---									
vs Arkansas	--- Did Not Play---									
Mississippi State	--- Did Not Play---									
Alabama	--- Did Not Play---									
at Missouri	--- Did Not Play---									
South Carolina	--- Did Not Play---									
Auburn	--- Did Not Play---									
Ole Miss	--- Did Not Play---									
Prairie View A&M	--- Did Not Play---									
at LSU	--- Did Not Play---									
TOTALS	35	22	3	62.9	300	2	53	2	7	136.6

#14 BLAKE BOST

	Att	Comp	Int	Pct	Yards	TD	Long	Sack	Yds	Effic
Kent State	--- Did Not Play---									
vs Colorado	--- Did Not Play---									
New Mexico	0	0	0	0.0	0	0	0	0	0	0.0
vs Arkansas	--- Did Not Play---									
Mississippi State	0	0	0	0.0	0	0	0	0	0	0.0
Alabama	--- Did Not Play---									
at Missouri	--- Did Not Play---									
South Carolina	2	0	0	0.0	0	0	0	0	0	0.0
Auburn	0	0	0	0.0	0	0	0	0	0	0.0
Ole Miss	--- Did Not Play---									
Prairie View A&M	5	2	1	40.0	18	0	14	0	0	30.2
at LSU	--- Did Not Play---									
TOTALS	7	2	1	28.6	18	0	14	0	0	21.6

TACKLES — GAME-BY-GAME

Name	Solo-Ast	Total	KENT	COLO	UNM	ARK	MSST	BAMA	MIZZ	SC	AUB	MISS	PVAMU	LSU
1 Aaron Hansford	45-44	89	3-5	3-0	3-1	4-4	4-9	6-3	7-0	1-2	3-6	0-9	4-4	7-1
27 Antonio Johnson	53-26	79	6-0	9-0	1-2	4-4	9-6	3-3	4-0	1-3	2-1	5-6	1-0	8-1
26 D Richardson	44-21	65	1-2	2-2	4-1	4-2	4-0	2-5	5-2	3-0	3-1	10-3	1-1	5-2
8 DeMarvin Leal	27-31	58	2-3	4-1	1-2	2-3	2-2	1-6	5-1	-	2-4	5-2	2-2	1-5
9 Leon O'Neal	38-20	58	3-1	4-0	2-0	3-3	3-1	5-4	3-0	1-0	3-4	6-4	2-1	3-2
45 Edgerrin Cooper	37-21	58	2-3	1-0	3-0	3-0	0-1	3-2	7-1	3-2	6-1	6-5	0-5	3-1
32 Andre White	27-30	57	0-2	2-1	2-1	2-3	5-3	1-7	3-0	2-1	2-7	1-3	1-2	6-0
92 Jayden Peevy	17-26	43	1-1	5-2	1-1	2-3	2-3	1-3	DNP	0-2	1-2	0-5	1-2	3-2
7 Tyreek Chappell	31-10	41	2-1	1-0	0-1	3-1	3-4	3-2	5-1	1-0	2-0	8-0	-	3-0
17 Jaylon Jones	23-12	35	-	1-0	1-0	4-0	3-1	2-3	1-1	1-1	4-0	2-6	-	4-0
2 Micheal Clemons	23-9	32	DNP	3-1	3-1	2-2	2-0	2-1	2-0	2-1	3-0	1-2	DNP	3-1
3 Tyree Johnson	20-11	31	1-1	2-1	2-0	1-2	-	2-2	3-0	2-0	2-0	1-0	3-3	1-2
11 Deuce Harmon	8-11	19	0-1	-	2-1	-	1-5	-	-	4-0	-	0-2	1-2	-
5 Shemar Turner	5-9	14	1-3	1-0	1-0	1-1	DNP	DNP	-	0-2	DNP	0-1	1-2	DNP
20 Jardin Gilbert	9-5	14	0-2	-	0-1	-	-	-	-	5-1	-	-	3-1	1-0
35 M Jackson	7-7	14	DNP	DNP	1-0	1-0	-	1-1	1-0	1-1	-	1-3	0-1	1-1
6 Adarius Jones	5-7	12	1-2	0-1	1-1	1-0	-	0-1	1-0	-	-	DNP	1-2	DNP
24 Chris Russell	5-6	11	1-1	-	0-1	-	-	1-0	-	1-0	1-0	1-0	0-4	-
16 Brian George	10-0	10	3-0	4-0	1-0	2-0	DNP	-	DNP	DNP	DNP	DNP	DNP	DNP
23 Tarian Lee	5-4	9	1-1	-	0-2	-	-	-	-	3-0	-	1-0	0-1	-
10 Fadil Diggs	2-7	9	1-3	-	-	-	-	-	-	0-2	-	0-1	1-1	-
14 Keldrick Carper	5-4	9	4-3	1-1	-	DNP	DNP	-	DNP	DNP	DNP	DNP	-	DNP
34 Isaiah Raikes	4-4	8	1-1	-	-	-	-	1-1	-	-	-	1-2	1-0	-
22 A Doyle Jr.	2-5	7	1-1	-	1-4	-	-	-	-	-	DNP	DNP	-	DNP
4 Erick Young	4-1	5	DNP	DNP	DNP	DNP	0-1	-	3-0	1-0	-	DNP	DNP	DNP
37 Jahzion Harris	1-3	4	1-0	DNP	DNP	DNP	DNP	DNP	DNP	DNP	DNP	DNP	0-3	DNP
93 Dallas Walker	0-3	3	0-2	DNP	DNP	DNP	DNP	DNP	DNP	DNP	DNP	DNP	0-1	DNP
43 Alex Zettler	1-2	3	1-0	DNP	0-2	DNP	-	DNP	DNP	-	DNP	DNP	-	-
33 Samuel Mathews	2-0	2	DNP	DNP	1-0	-	-	-	DNP	-	-	-	1-0	-
85 Jalen Wydermyer	2-0	2	1-0	-	-	-	-	-	1-0	-	-	-	-	-
18 Donell Harris	2-0	2	DNP	DNP	2-0	-	DNP	DNP	DNP	DNP	DNP	DNP	DNP	DNP
0 Myles Jones	2-0	2	DNP	DNP	2-0	-	DNP	DNP	DNP	DNP	DNP	DNP	DNP	-
41 R.J. Orebo	1-1	2	1-0	-	-	-	-	-	-	-	-	-	0-1	-
90 Elijah Jeudy	0-1	1	DNP	DNP	DNP	DNP	DNP	DNP	DNP	DNP	DNP	DNP	0-1	DNP
4 Amari Daniels	1-0	1	DNP	DNP	-	DNP	DNP	DNP	-	-	DNP	-	1-0	DNP
5 Jalen Preston	0-1	1	0-1	-	-	-	-	-	-	-	-	-	-	-
13 Haynes King	1-0	1	1-0	-	DNP	DNP	DNP	DNP	DNP	DNP	DNP	DNP	DNP	DNP
10 Zach Calzada	1-0	1	1-0	-	-	-	-	-	-	-	-	-	-	-
0 Ainias Smith	1-0	1	-	-	-	-	1-0	-	-	-	-	-	-	-
1 Demond Demas	1-0	1	-	-	-	-	-	-	-	-	-	1-0	DNP	DNP
36 Caden Davis	1-0	1	DNP	-	-	-	-	-	-	1-0	-	-	-	-
81 Caleb Chapman	1-0	1	1-0	-	DNP	DNP	DNP	DNP	DNP	-	-	-	-	DNP

TEXAS A&M SEASON SUPERLATIVES

INDIVIDUAL GAME HIGHS vs. OPPONENT

Rushes	21	Isaiah Spiller vs Auburn (Nov 06, 2021)
Yards Rushing	168	Isaiah Spiller at Missouri (Oct 16, 2021)
TD Rushes	2	Devon Achane vs Kent State (Sep 04, 2021)
		Devon Achane at Missouri (Oct 16, 2021)
		Devon Achane at Ole Miss (Nov 13, 2021)
		Devon Achane vs Prairie View (Nov 20, 2021)
Long Rush	67	Isaiah Spiller at Arkansas (Sep 25, 2021)
Pass attempts	41	Zach Calzada at Ole Miss (Nov 13, 2021)
Pass completions	24	Zach Calzada at Ole Miss (Nov 13, 2021)
Yards Passing	292	Haynes King vs Kent State (Sep 04, 2021)
TD Passes	3	Zach Calzada vs New Mexico (Sep 18, 2021)
		Zach Calzada vs Alabama (Oct 09, 2021)
		Zach Calzada at LSU (Nov 27, 2021)
Long Pass	70	Zach Calzada vs New Mexico (Sep 18, 2021)
Receptions	8	Ainias Smith vs Kent State (Sep 04, 2021)
Yards Receiving	100	Ainias Smith vs Kent State (Sep 04, 2021)
		Demond Demas vs New Mexico (Sep 18, 2021)
TD Receptions	2, six times	last by Jalen Preston at LSU (Nov 27, 2021)
Long Reception	70	Demond Demas vs New Mexico (Sep 18, 2021)
Field Goals	4	Seth Small vs Auburn (Nov 06, 2021)
Long Field Goal	49	Seth Small vs Kent State (Sep 04, 2021)
		Seth Small at Arkansas (Sep 25, 2021)
Punts	8	Nik Constantinou at Colorado (Sep 11, 2021)
		Nik Constantinou at Arkansas (Sep 25, 2021)
		Nik Constantinou at LSU (Nov 27, 2021)
Punting Avg	53.0	Nik Constantinou vs Mississippi St. (Oct 02, 2021)
Long Punt	65	Nik Constantinou at Colorado (Sep 11, 2021)
Punts inside 20	5	Nik Constantinou at Arkansas (Sep 25, 2021)
Long Punt Return	95	Ainias Smith vs South Carolina (Oct 23, 2021)
Long Kickoff Return	96	Devon Achane vs Alabama (Oct 09, 2021)
Tackles	15	Antonio Johnson vs Mississippi St. (Oct 02, 2021)
Sacks	3.5	Micheal Clemons at LSU (Nov 27, 2021)
Tackles For Loss	3.5	Micheal Clemons at LSU (Nov 27, 2021)
Interceptions	2	Leon O'Neal Jr. vs Kent State (Sep 04, 2021)

TEAM GAME HIGHS vs. OPPONENT

Rushes	53	vs South Carolina (Oct 23, 2021)
Yards Rushing	303	vs Kent State (Sep 04, 2021)
Yards Per Rush	7.2	vs Kent State (Sep 04, 2021)
TD Rushes	4	vs Prairie View (Nov 20, 2021)
Pass attempts	41	at Ole Miss (Nov 13, 2021)
Pass completions	24	at Ole Miss (Nov 13, 2021)
Yards Passing	292	vs Kent State (Sep 04, 2021)
Yards Per Pass	9.2	vs Alabama (Oct 09, 2021)
TD Passes	3	vs New Mexico (Sep 18, 2021)
		vs Alabama (Oct 09, 2021)
		LSU (Nov 27, 2021)
Total Plays	79	vs South Carolina (Oct 23, 2021)
Total Offense	595	vs Kent State (Sep 04, 2021)
Yards Per Play	7.8	vs Kent State (Sep 04, 2021)
Points	52	vs Prairie View (Nov 20, 2021)
Sacks By	6	at LSU (Nov 27, 2021)
First Downs	29	vs Kent State (Sep 04, 2021)
		at Missouri (Oct 16, 2021)
Penalties	11	at Arkansas (Sep 25, 2021)
Penalty Yards	90	vs South Carolina (Oct 23, 2021)
Turnovers	5	vs Kent State (Sep 04, 2021)
Interceptions By	2, three times	last by vs South Carolina (Oct 23, 2021)
Punts	8	at Colorado (Sep 11, 2021)
		at Arkansas (Sep 25, 2021)
		at LSU (Nov 27, 2021)
Punting Avg	53.0	vs Mississippi St. (Oct 02, 2021)
Long Punt	65	at Colorado (Sep 11, 2021)
Punts inside 20	5	at Arkansas (Sep 25, 2021)
Long Punt Return	95	vs South Carolina (Oct 23, 2021)



OPPONENT SEASON SUPERLATIVES

INDIVIDUAL GAME HIGHS vs. TEXAS A&M

Rushes	24	Robinson Jr., Br of Alabama (Oct 09, 2021) Ealy, Jerrion of Ole Miss (Nov 13, 2021) Stewart, Jaden of Prairie View (Nov 20, 2021)
Yards Rushing	152	Ealy, Jerrion of Ole Miss (Nov 13, 2021)
TD Rushes	1, six times	last by Conner, Snoop of Ole Miss (Nov 13, 2021)
Long Rush	53	Ealy, Jerrion of Ole Miss (Nov 13, 2021)
Pass attempts	59	Rogers, Will of Mississippi St. (Oct 02, 2021)
Pass completions	46	Rogers, Will of Mississippi St. (Oct 02, 2021)
Yards Passing	408	Rogers, Will of Mississippi St. (Oct 02, 2021)
TD Passes	3	Rogers, Will of Mississippi St. (Oct 02, 2021) Young, Bryce of Alabama (Oct 09, 2021) Johnson, Max of LSU (Nov 27, 2021)
Long Pass	85	Jefferson, K.J. of Arkansas (Sep 25, 2021)
Receptions	13	Polk, Makai of Mississippi St. (Oct 02, 2021)
Yards Receiving	169	Jenkins, Jaray of LSU (Nov 27, 2021)
TD Receptions	2	Polk, Makai of Mississippi St. (Oct 02, 2021) Williams, Jameson of Alabama (Oct 09, 2021) Jenkins, Jaray of LSU (Nov 27, 2021)
Long Reception	85	Burks, Treyton of Arkansas (Sep 25, 2021)
Field Goals	3	Reichard, Will of Alabama (Oct 09, 2021)
Long Field Goal	50	York, Cade of LSU (Nov 27, 2021)
Punts	11	Rodriguez, Aaron of New Mexico (Sep 18, 2021)
Punting Avg	49.0	Watts, Josh of Colorado (Sep 11, 2021)
Long Punt	73	Kroeger, Kai of South Carolina (Oct 23, 2021)
Punts inside 20	4	Josh Smith of Kent State (Sep 04, 2021) McKinniss, Grant of Missouri (Oct 16, 2021) Chapman, Oscar of Auburn (Nov 06, 2021) Brown, Mac of Ole Miss (Nov 13, 2021)
Long Punt Return	20	Earle, JoJo of Alabama (Oct 09, 2021) Vann, Josh of South Carolina (Oct 23, 2021)
Long Kickoff Return	31	Logan-Greene of New Mexico (Sep 18, 2021)
Tackles	11	Combs, Tavian of New Mexico (Sep 18, 2021) Branch, Brian of Alabama (Oct 09, 2021)
Sacks	2.5	Clark, Damone of LSU (Nov 27, 2021)
Tackles For Loss	3.5	Clark, Damone of LSU (Nov 27, 2021)
Interceptions	2	Elvis Hines of Kent State (Sep 04, 2021)

TEAM GAME HIGHS vs. TEXAS A&M

Rushes	56	Ole Miss (Nov 13, 2021)
Yards Rushing	257	Ole Miss (Nov 13, 2021)
Yards Per Rush	5.0	Kent State (Sep 04, 2021)
TD Rushes	2	Missouri (Oct 16, 2021)
Pass attempts	59	Mississippi St. (Oct 02, 2021)
Pass completions	46	Mississippi St. (Oct 02, 2021)
Yards Passing	408	Mississippi St. (Oct 02, 2021)
Yards Per Pass	12.9	Arkansas (Sep 25, 2021)
TD Passes	3	Mississippi St. (Oct 02, 2021) Alabama (Oct 09, 2021) LSU (Nov 27, 2021)
Total Plays	93	Ole Miss (Nov 13, 2021)
Total Offense	443	Arkansas (Sep 25, 2021)
Yards Per Play	6.5	Arkansas (Sep 25, 2021)
Points	38	Alabama (Oct 09, 2021)
Sacks By	4	LSU (Nov 27, 2021)
First Downs	32	Ole Miss (Nov 13, 2021)
Penalties	13	Missouri (Oct 16, 2021)
Penalty Yards	110	Missouri (Oct 16, 2021)
Turnovers	3	South Carolina (Oct 23, 2021)
Interceptions By	4	Kent State (Sep 04, 2021)
Punts	11	New Mexico (Sep 18, 2021)
Punting Avg	49.0	Colorado (Sep 11, 2021)
Long Punt	73	South Carolina (Oct 23, 2021)
Punts inside 20	4	Kent State (Sep 04, 2021) Missouri (Oct 16, 2021) Auburn (Nov 06, 2021) Ole Miss (Nov 13, 2021)
Long Punt Return	20	Alabama (Oct 09, 2021) South Carolina (Oct 23, 2021)

STARTING LINEUPS

OFFENSIVE STARTERS

	WR	LT	LG	C	RG	RT	TE/WR	RB/WR/TE	WR	QB	RB/WR
Kent State	Smith	Ja Johnson	Ogunbiyi	Foster	Robinson	Green	Wydermyer	Wright	Lane	King	Spiller
vs Colorado	Smith	Ja Johnson	Ogunbiyi	Foster	Robinson	Green	Wydermyer	Wright	Lane	King	Spiller
New Mexico	Smith	Ja Johnson	Ogunbiyi	Foster	Green	Trainor	Wydermyer	Wright	Lane	Calzada	Spiller
vs Arkansas	Smith	Ja Johnson	Ogunbiyi	Foster	Green	Fatheree	Wydermyer	Preston	Demas	Calzada	Spiller
Mississippi State	Smith	Ja Johnson	Green	Foster	Robinson	Fatheree	Wydermyer	E Crossover	Demas	Calzada	Spiller
Alabama	Smith	Green	Trainer	Foster	Robinson	Fatheree	Wydermyer	Preston	Demas	Calzada	Spiller
at Missouri	Smith	Ja Johnson	Green	Foster	Robinson	Fatheree	Wydermyer	Preston	Demas	Calzada	Spiller
South Carolina	Smith	Ja Johnson	Green	Foster	Robinson	Fatheree	Wydermyer	Preston	Chapman	Calzada	Spiller
Auburn	Smith	Ja Johnson	Green	Foster	Robinson	Fatheree	Wydermyer	Preston	Demas	Calzada	Spiller
at Ole Miss	Smith	Ja Johnson	Green	Foster	Robinson	Fatheree	Wydermyer	Preston	Demas	Calzada	Spiller
Prairie View A&M	Smith	Ja Johnson	Green	Foster	Robinson	Fatheree	Wydermyer	Cupp	Chapman	Calzada	Spiller
at LSU	Smith	Ja Johnson	Green	Foster	Robinson	Fatheree	Wydermyer	Achane	Jackson	Calzada	Spiller

DEFENSIVE STARTERS

	DE	NG	DT	RUSH	LB	LB	LB/Nickel	CB	CB	SS	FS
Kent State	T Johnson	Peevy	A Jones	Leal	Cooper	Carper	A Johnson*	George	J Jones	O'Neal	Richardson
vs Colorado	T Johnson	Peevy	Raikes	Leal	White	Hansford	A Johnson*	George	J Jones	O'Neal	Richardson
New Mexico	T Johnson	Peevy	Leal	Clemons	White	Hansford	A Johnson*	George	J Jones	O'Neal	Richardson
vs Arkansas	T Johnson	Peevy	Leal	Clemons	White	Hansford	A Johnson*	George	J Jones	O'Neal	Richardson
Mississippi State	Clemons	Peevy	Leal	Harmon	White	Hansford	A Johnson*	Chappell	J Jones	O'Neal	Richardson
Alabama	T Johnson	Peevy	Leal	Clemons	White	Hansford	A Johnson*	Chappell	J Jones	O'Neal	Richardson
at Missouri	T Johnson	Jackson	Leal	Clemons	White	Hansford	A Johnson*	Chappell	J Jones	O'Neal	Richardson
South Carolina	T Johnson	Peevy	Leal	Clemons	White	Hansford	A Johnson*	Chappell	J Jones	O'Neal	Richardson
Auburn	Leal	Peevy	Jackson	Clemons	White	Hansford	A Johnson*	Chappell	J Jones	O'Neal	Richardson
at Ole Miss	Leal	Peevy	Jackson	Clemons	White	Hansford	A Johnson*	Chappell	J Jones	O'Neal	Richardson
Prairie View A&M	T Johnson	Peevy	Jackson	Leal	Hansford	Harmon	A Johnson*	Chappell	J Jones	O'Neal	Richardson
at LSU	T Johnson	Peevy	Leal	Clemons	Hansford	Harmon	A Johnson*	Chappell	J Jones	O'Neal	Richardson

* - Started as a nickel back

START CHART

	Career Starts	Consec Starts
Kenyon Green	35	35
Jalen Wydermyer	33	32
Leon O'Neal Jr.	33	28
Demani Richardson	31	14
Isaiah Spiller	30	21
Demarvin Leal	29	29
Myles Jones	29	—
Jayden Peevy	25	5
Tyree Johnson	24	2
Micheal Clemons	24	1
Jaylon Jones	22	22
Aaron Hansford	22	11
Ainias Smith	21	16
Antonio Johnson	13	13
Bryce Foster	12	12
Chase Lane	12	—
Jahmir Johnson	11	6
Zach Calzada	10	10
Layden Robinson	10	8
Andre White	10	—
Reuben Fatheree	9	9
Keldrick Carper	9	—
Tyreek Chappell	8	8
Jalen Preston	7	—
Hezekiah Jones	7	—
Demond Demas	6	—
Erick Young	6	—
Brian George	6	—
McKinley Jackson	5	—
Caleb Chapman	5	—
Aki Ogunbiyi	4	—
Deuce Harmon	3	2
Max Wright	3	—
Blake Trainor	2	—
Haynes King	2	—
Devon Achane	1	1
Kenyon Jackson	1	1
Baylor Cupp	1	1
Earnest Crossover	1	—
Isaiah Raikes	1	—
Adarius Jones	1	—
Edgerrin Cooper	1	—
Brian Williams	1	—

12TH MAN

	REPRESENTATIVE	
Kent St	Choate	1
Colorado	Choate	2
New Mexico	Choate	3
Arkansas	Choate	4
Miss State	Choate	5
Alabama	Choate	6
Missouri	Choate	7
SC	Choate	8
Auburn	Choate	9
Ole Miss	Choate	10
PVAMU	Choate	11
LSU	Choate	12

- appearances as 12th Man representative

SEASON / CAREER STATISTICS — OFFENSE

RUSHING

	SEASON STATISTICS									CAREER STATISTICS									
	GP	Att	Gain	Loss	Net	Avg	TD	Long	Avg/G	GP	Att	Gain	Loss	Net	Avg	TD	Long	Avg/G	
Isaiah Spiller	12	179	1065	54	1011	5.6	6	67	84.2	34	530	3113	147	2966	5.6	25	85	87.2	
Devon Achane	12	130	943	33	910	7.0	9	63	75.8	19	161	1255	30	1225	7.6	13	76	64.5	
Amari Daniels	5	20	121	2	119	5.9	1	14	23.8	5	20	121	2	119	5.9	1	14	23.8	
LJ Johnson	4	21	89	13	76	3.6	0	20	19.0	4	21	89	13	76	3.6	0	20	19.0	
Yulkeith Brown	5	2	52	0	52	26.0	0	45	10.4	4	2	52	0	52	26.0	0	45	13.0	
Ainias Smith	12	8	26	0	26	3.2	0	8	2.2	33	63	382	10	372	5.9	4	38	11.3	
Haynes King	2	6	31	7	24	4.0	0	14	12.0	4	12	74	7	67	5.6	0	22	16.8	
Earnest Crownover	8	5	20	3	17	3.4	0	11	2.1	11	8	36	3	33	4.1	0	11	3.0	
Darvon Hubbard	2	2	2	0	2	1.0	0	1	1.0	3	3	4	0	4	1.3	0	2	1.3	
Deondre Jackson	4	1	0	2	-2	-2.0	0	0	-0.5	4	3	15	2	13	4.3	0	9	3.2	
Zach Calzada	12	35	117	126	-9	-0.3	1	25	-0.8	14	36	126	112	14	0	4	1	25	1.0
TEAM	9	9	0	30	-30	-3.3	0	0	-3.3										
Total	12	418	2466	270	2196	5.3	17	67	183.0										
Opponents	12	443	2057	439	1618	3.7	6	53	134.8										

PASSING

	SEASON STATISTICS								CAREER STATISTICS							
	GP	Effic	Cmp-Att-Int	Pct	Yds	TD	Lng	Avg/G	GP	Effic	Att-Cmp-Int	Pct	Yds	TD	Lng	Avg/G
Zach Calzada	12	124.05	184-327-9	56.3	2185	17	70	182.1	14	121.26	316-176-10	55.7	2076	16	70	148.3
Haynes King	2	136.57	22-35-3	62.9	300	2	53	150.0	4	143.73	39-24-4	61.5	359	3	53	89.8
Blake Bost	5	21.60	2-7-1	28.6	18	0	14	3.6	5	21.60	7-2-1	28.6	18	0	14	3.6
Total	12	123.29	208-369-13	56.4	2503	19	70	208.6								
Opponents	12	112.00	232-401-10	57.9	2312	13	85	192.7								

RECEIVING

	SEASON STATISTICS							CAREER STATISTICS						
	GP	No.	Yds	Avg	TD	Long	Avg/G	GP	No.	Yds	Avg	TD	Long	Avg/G
Ainias Smith	12	47	509	10.8	6	27	42.4	33	106	1284	12.1	15	54	38.9
Jalen Wydermyer	12	40	515	12.9	4	34	42.9	34	114	1444	12.7	16	52	42.5
Isaiah Spiller	12	25	189	7.6	1	19	15.8	34	74	585	7.9	1	45	17.2
Devon Achane	12	24	261	10.9	1	33	21.8	19	24	286	11.9	2	52	15.1
Jalen Preston	12	17	255	15.0	2	38	21.2	36	25	322	12.9	1	38	8.9
Demond Demas	10	15	235	15.7	1	70	23.5	14	15	235	15.7	1	70	16.8
Caleb Chapman	6	13	210	16.2	0	53	35.0	22	28	413	14.8	3	53	18.8
Chase Lane	7	12	132	11.0	0	18	18.9	19	41	541	13.2	2	51	28.5
M. Muhammad III	8	10	153	15.3	4	39	19.1	7	8	101	12.6	3	33	14.4
Max Wright	12	3	23	7.7	0	8	1.9	31	4	65	16.2	1	42	2.1
LJ Johnson	4	1	14	14.0	0	14	3.5	4	1	14	14.0	0	14	3.5
Devin Price	12	1	7	7.0	0	7	0.6	17	1	7	7.0	0	7	0.4
Total	12	208	2503	12.0	19	70	208.6							
Opponents	12	232	2312	10.0	13	85	192.7							

TOTAL OFFENSE

	SEASON STATISTICS							CAREER STATISTICS						
	G	Plays	Rush	Pass	Total	Avg/G	G	Plays	Rush	Pass	Total	Avg/G		
Zach Calzada	12	362	-9	2185	2176	181.3	14	352	14	2076	2090	149.3		
Isaiah Spiller	12	179	1011	0	1011	84.2	34	530	2966	0	2966	87.2		
Devon Achane	12	130	910	0	910	75.8	19	161	1225	0	1225	64.5		
Haynes King	2	41	24	300	324	162.0	4	51	67	359	426	106.5		
Amari Daniels	5	20	119	0	119	23.8	5	20	119	0	119	23.8		
LJ Johnson	4	21	76	0	76	19.0	4	21	76	0	76	19.0		
Yulkeith Brown	5	2	52	0	52	10.4	4	2	52	0	52	13.0		
Ainias Smith	12	8	26	0	26	2.2	33	63	372	0	372	11.3		
Blake Bost	5	7	0	18	18	3.6	5	7	0	18	18	3.6		
Earnest Crownover	8	5	17	0	17	2.1	11	8	33	0	33	3.0		
Darvon Hubbard	2	2	2	0	2	1.0	3	3	4	0	4	1.3		
Deondre Jackson	4	1	-2	0	-2	-0.5	4	3	13	0	13	3.2		
TEAM	9	9	-30	0	-30	-3.3								
Total	12	787	2196	2503	4699	391.6								
Opponents	12	844	1618	2312	3930	327.5								

SCORING

	SEASON STATISTICS									CAREER STATISTICS								
	TD	FGs	Kick	Rush	Rcv	Pass	DXP	Saf	Points	TD	FGs	Kick	Rush	Rcv	Pass	DXP	Saf	Points
Seth Small	0	22-27	37-37	0-0	0	0-0	0	0	103	0	70-90	161-162	0-0	0	0-0	0	0	371
Devon Achane	11	0-0	0-0	0-0	0	0-0	0	0	66	16	0-0	0-0	0-0	0	0-0	0	0	96
Ainias Smith	7	0-0	0-0	0-0	1	0-0	0	0	44	20	0-0	0-0	0-0	1	0-0	0	0	122
Isaiah Spiller	7	0-0	0-0	0-0	0	0-0	0	0	42	26	0-0	0-0	0-0	0	0-0	0	0	156
Jalen Wydermyer	4	0-0	0-0	0-0	0	0-0	0	0	24	16	0-0	0-0	0-0	0	0-0	0	0	96
M Muhammad III	4	0-0	0-0	0-0	0	0-0	0	0	24	3	0-0	0-0	0-0	0	0-0	0	0	18
Jalen Preston	2	0-0	0-0	0-0	0	0-0	0	0	12	1	0-0	0-0	0-0	0	0-0	0	0	6
Micheal Clemons	1	0-0	0-0	0-0	0	0-0	0	0	6	1	0-0	0-0	0-0	0	0-0	0	0	6
Leon ONeal Jr.	1	0-0	0-0	0-0	0	0-0	0	0	6	1	0-0	0-0	0-0	0	0-0	0	0	6
Demond Demas	1	0-0	0-0	0-0	0	0-0	0	0	6	1	0-0	0-0	0-0	0	0-0	0	0	6
Aaron Hansford	1	0-0	0-0	0-0	0	0-0	0	0	6	1	0-0	0-0	0-0	0	0-0	0	0	6
Zach Calzada	1	0-0	0-0	0-0	0	1-3	0	0	6	1	0-0	0-0	0-0	0	1-3	0	0	6
Amari Daniels	1	0-0	0-0	0-0	0	0-0	0	0	6	1	0-0	0-0	0-0	0	0-0	0	0	6
Caden Davis	0	0-1	1-1	0-0	0	0-0	0	0	1	0	0-1	1-1	0-0	0	0-0	0	0	1
Total	41	22-28	38-38	0-0	1	1-3	0	0	352									
Opponents	21	13-19	20-20	0-0	1	1-1	0	2	191									

ALL-PURPOSE

	SEASON STATISTICS								CAREER STATISTICS							
	G	Rush	Rec	PR	KOR	IR	Tot	Avg/G	G	Rush	Rec	PR	KOR	IR	Tot	Avg/G
Devon Achane	12	910	261	0	301	0	1472	122.7	19	1225	286	0	278	0	1789	94.2
Isaiah Spiller	12	1011	189	0	0	0	1200	100.0	34	2966	585	0	0	0	3551	104.4
Ainias Smith	12	26	509	259	0	0	794	66.2	33	372	1284	524	257	0	2437	73.8
Jalen Wydermyer	12	0	515	0	0	0	515	42.9	34	0	1444	0	0	0	1444	42.5
Jalen Preston	12	0	255	0	14	0	269	22.4	36	0	322	0	82	0	404	11.2
Demond Demas	10	0	235	0	0	0	235	23.5	14	0	235	0	0	0	235	16.8
M Muhammad III	8	0	153	61	0	0	214	26.8	7	0	101	40	0	0	141	20.1
Caleb Chapman	6	0	210	0	0	0	210	35.0	22	0	413	0	0	0	413	18.8
Chase Lane	7	0	132	0	0	0	132	18.9	19	0	541	0	54	0	595	31.3
Amari Daniels	5	119	0	0	0	0	119	23.8	5	119	0	0	0	0	119	23.8
LJ Johnson	4	76	14	0	0	0	90	22.5	4	76	14	0	0	0	90	22.5
Leon ONeal Jr.	12	0	0	0	0	85	85	7.1	47	0	0	0	0	162	162	3.4
Yulkeith Brown	5	52	0	0	21	0	73	14.6	4	52	0	0	21	0	73	18.2
Haynes King	2	24	0	0	0	0	24	12.0	4	67	0	0	0	0	67	16.8
Max Wright	12	0	23	0	0	0	23	1.9	31	0	65	0	0	0	65	2.1
Jaylon Jones	12	0	0	0	0	17	17	1.4	21	0	0	0	0	17	17	0.8
Earnest Crownover	8	17	0	0	0	0	17	2.1	11	33	0	0	0	0	33	3.0
Devin Price	12	0	7	0	0	0	7	0.6	17	0	7	0	0	0	7	0.4
Antonio Johnson	12	0	0	0	0	6	6	0.5	18	0	0	0	0	6	6	0.3
Edgerrin Cooper	12	0	0	0	0	4	4	0.3	11	0	0	0	0	4	4	0.4
Demani Richardson	12	0	0	0	0	3	3	0.2	31	0	0	0	0	19	19	0.6
Darvon Hubbard	2	2	0	0	0	0	2	1.0	3	4	0	0	0	0	4	1.3
Deondre Jackson	4	-2	0	0	0	0	-2	-0.5	4	13	0	0	0	0	13	3.2
Zach Calzada	12	-9	0	0	0	0	-9	-0.8	14	14	0	0	0	0	14	1.0
TEAM	9	-30	0	0	0	0	-30	-3.3								
Total	12	2196	2503	320	336	115	5470	455.8								
Opponents	12	1618	2312	122	275	179	4506	375.5								

SEASON / CAREER STATISTICS — DEFENSE

DEFENSIVE LEADERS

	SEASON STATISTICS											CAREER STATISTICS										
	GP	Solo	Ast	Total	TFL	Sacks	Int	PBU	FR	FF	Blk	GP	Solo	Ast	Total	TFL	Sacks	Int	PBU	FR	FF	Blk
Aaron Hansford	12	45	44	89	8.5	2.0	.	4	2	.	.	42	64	85	149	18.5	7.0	.	7	2	.	.
Antonio Johnson	12	53	26	79	8.5	1.0	1	5	.	1	.	18	53	31	84	9.0	1.0	1	6	.	1	.
Demani Richardson	12	44	21	65	6.5	2.0	1	3	.	1	.	31	102	63	165	9.5	1.5	3	4	.	2	.
Edgerrin Cooper	12	37	21	58	5.5	0.5	1	1	.	.	.	11	34	20	54	5.5	0.5	1	1	.	.	.
DeMarvin Leal	12	27	31	58	12.5	8.5	.	2	.	1	.	34	58	69	127	24.0	12.0	1	5	1	2	.
Leon ONeal Jr.	12	38	20	58	3.0	1.0	2	5	1	.	.	47	105	51	156	10.0	1.0	6	12	1	.	.
Andre White	12	27	30	57	1.5	1.0	21	31	52	83	4.0	2.5	1	3	1	.	.
Jayden Peevy	11	17	26	43	6.0	2.0	1	3	.	1	.	57	46	86	132	19.0	7.5	1	7	1	1	4
Tyreek Chappell	12	31	10	41	3.0	.	1	9	.	.	.	11	28	10	38	2.0	.	1	8	.	.	.
Jaylon Jones	12	23	12	35	1.0	.	2	6	.	.	.	21	41	20	61	2.0	.	3	10	.	.	.
Micheal Clemons	10	23	9	32	11.0	7.0	.	2	1	1	.	38	49	40	89	17.5	9.0	.	1	1	1	.
Tyree Johnson	12	20	11	31	9.0	8.5	.	.	1	1	.	46	51	46	97	23.0	17.5	.	2	1	3	.
Deuce Harmon	12	8	11	19	1.5	.	1	1	.	.	.	11	8	11	19	1.5	.	1
Shemar Turner	8	5	9	14	2.0	1.5	8	5	9	14	2.0	1.5
Jardin Gilbert	12	9	5	14	0.5	0.5	.	1	.	.	.	11	8	5	13	0.5	0.5	.	1	.	.	.
McKinnley Jackson	10	7	7	14	1.0	1.0	19	9	16	25	3.0	2.5	.	2	.	.	.
Adarious Jones	10	5	7	12	0.5	0.5	13	5	8	13	0.5	0.5
Chris Russell	12	5	6	11	1.0	32	8	8	16	1.0	1
Brian George	5	10	.	10	0.0	15	15	1	16	0.0	.	1	1	.	.	.
Keldrick Carper	5	5	4	9	0.0	.	.	1	.	.	.	50	70	56	126	5.5	1.0	1	7	1	.	.
Tarian Lee	12	5	4	9	0.0	14	5	4	9	0.0
Fadil Diggs	12	2	7	9	2.5	1.0	1	12	3	8	11	2.5	1.0	1
Isaiah Raikes	12	4	4	8	0.0	17	4	5	9	0.0
Antonio Doyle Jr.	9	2	5	7	0.5	9	2	5	7	0.5
Erick Young	5	4	1	5	0.0	19	11	6	17	0.5	.	1
Jahzion Harris	2	1	3	4	1.5	1.0	2	1	3	4	1.5	1.0
Dallas Walker IV	2	.	3	3	0.0	.	.	1	.	.	.	2	.	3	3	0.0	.	.	1	.	.	.
Alex Zettler	6	1	2	3	0.0	.	.	1	.	.	.	6	1	2	3	0.0	.	.	1	.	.	.
Myles Jones	3	2	.	2	0.0	48	89	34	123	6.0	.	4	28	1	1	.
Donell Harris Jr.	2	2	.	2	0.0	4	3	.	3	0.0
Jalen Wydermyer	12	2	.	2	0.0	34	2	.	2	0.0
Samuel Mathews	9	2	.	2	0.0	8	2	.	2	0.0
R.J. Orebo	12	1	1	2	1.0	11	1	1	2	1.0
Elijah Jeudy	1	.	1	1	0.0	1	.	1	1	0.0
Haynes King	2	1	.	1	0.0	4	1	.	1	0.0
Amari Daniels	5	1	.	1	0.0	5	1	.	1	0.0
Caleb Chapman	6	1	.	1	0.0	22	2	3	5	0.0
Demond Demas	10	1	.	1	0.0	14	1	.	1	0.0
Jalen Preston	12	.	1	1	0.0	36	1	1	2	0.0
Ainias Smith	12	1	.	1	0.0	33	1	.	1	0.0
Zach Calzada	12	1	.	1	0.0	14	1	.	1	0.0
Caden Davis	11	1	.	1	0.0	20	3	.	3	0.0
Total	12	474	342	816	88	39	10	45	5	6	1											
Opponents	12	426	314	740	69	19	13	41	3	4	2											

2021 REVIEW

INTERCEPTIONS

	SEASON STATISTICS					CAREER STATISTICS				
	No.	Yds	Avg	TD	Long	No.	Yds	Avg	TD	Long
Jaylon Jones	2	17	8.5	0	17	3	17	5.7	0	17
Leon ONeal Jr.	2	85	42.5	1	85	6	162	27.0	1	85
Antonio Johnson	1	6	6.0	0	6	1	6	6.0	0	6
Edgerrin Cooper	1	4	4.0	0	4	1	4	4.0	0	4
Tyreek Chappell	1	0	0.0	0	0	1	0	0.0	0	0
Jayden Peevy	1	0	0.0	0	0	1	0	0.0	0	0
Deuce Harmon	1	0	0.0	0	0	1	0	0.0	0	0
Demani Richardson	1	3	3.0	0	3	3	19	6.3	0	16
Total	10	115	11.5	1	85					
Opponents	13	179	13.8	1	52					

FUMBLE RETURNS

	SEASON STATISTICS					CAREER STATISTICS				
	No.	Yds	Avg	TD	Long	No.	Yds	Avg	TD	Long
Micheal Clemons	1	24	24.0	1	24	1	24	24.0	1	24
Aaron Hansford	1	17	17.0	1	17	1	17	17.0	1	17
Leon ONeal Jr.	1	4	4.0	0	4	1	4	4.0	0	4
Total	3	45	15.0	2	24					
Opponents	0	0	0.0	0	0					

SEASON / CAREER STATISTICS — SPECIAL TEAMS

PUNT RETURNS

	SEASON STATISTICS					CAREER STATISTICS				
	No.	Yds	Avg	TD	Long	No.	Yds	Avg	TD	Long
Ainias Smith	23	259	11.3	1	95	54	524	9.7	1	95
M Muhammad III	7	61	8.7	0	23	4	40	10.0	0	23
Total	30	320	10.7	1	95					
Opponents	21	122	5.8	1	20					

KICKOFF RETURNS

	SEASON STATISTICS					CAREER STATISTICS				
	No.	Yds	Avg	TD	Long	No.	Yds	Avg	TD	Long
Devon Achane	9	301	33.4	1	96	8	278	34.8	1	96
Yulkeith Brown	1	21	21.0	0	21	1	21	21.0	0	21
Jalen Preston	1	14	14.0	0	14	5	82	16.4	0	20
Total	11	336	30.5	1	96					
Opponents	13	275	21.2	0	36					

FIELD GOALS

	SEASON STATISTICS				CAREER STATISTICS			
	Att	Good	Long	Blkd	Att	Good	Long	Blkd Pct
Seth Small	27	22	49	1	90	70	52	1 77.8
Caden Davis	1	0	0	0	1	0	0	0 0.0
Total	28	22	49	1				
Opponents	19	13	50	0				

PUNTING

	SEASON STATISTICS									CAREER STATISTICS							
	No.	Yds	Avg	Long	TB	FC	I20	Blkd		No.	Yds	Avg	Long	TB	FC	I20	Blkd
Nik Constantinou	51	2377	46.6	65	2	20	22	0		80	3537	44.2	65	4	35	33	0
TEAM	1	0	0.0	0	0	0	0	1									
Total	52	2377	45.7	65	2	20	22	1									
Opponents	79	3282	41.5	73	2	25	28	1									

KICKOFFS

	SEASON STATISTICS									CAREER STATISTICS				
	No.	Yds	Avg	TB	OB	Retn	Net	YdLn		No.	Yds	Avg	TB	OB
Caden Davis	67	4243	63.3	55	2	.	.	.		123	7841	63.7	103	3
Randy Bond	8	510	63.8	4	0	.	.	.		8	510	63.8	4	0
Total	75	4753	63.4	59	2	275	40.0	24						
Opponents	46	2701	58.7	24	5	336	38.4	26						



HOME OF THE 12TH MAN



TEXAS A&M FOOTBALL

HISTORY & RECORDS

OFFENSIVE RECORDS

RUSHING — SINGLE GAME

LONGEST RUN

#	PLAYER	YDS	OPP	DATE
1	Christine Michael	97	Baylor	Nov. 21, 2009
2	D'Andre Hardeman	95	at Baylor	Nov. 9, 1996
3	Greg Hill	94	at TCU	Nov. 20, 1993
	Bubba Bean	94	at Texas Tech	Oct. 11, 1975
5	Trayveon Williams	93	vs NC State	Dec. 31, 2018
6	Keith Woodside	90	Texas	Nov. 27, 1987
	Darrell Smith	90	TCU	Nov. 20, 1976
8	Trayveon Williams	89	at Auburn	Sep. 17, 2016
9	Courtney Lewis	86	Baylor	Oct. 11, 2003
10	Isaiah Spiller	85	Texas State	Aug. 29, 2019
	P.C. Colgin	85	Sam Houston St.	Oct. 23, 1925
	Vic "Choc" Kelley	85	Oklahoma	1907
13	Cyrus Gray	84	at Texas	Nov. 25, 2010
	Rodney Thomas	84	Baylor	Oct. 24, 1992
	Darren Lewis	84	Houston	Oct. 14, 1989
16	Bucky Richardson (QB)	82	vs Southern Miss	Sept. 27, 1987
17	Leeland McElroy	81	Houston	Oct. 9, 1993
	Bob Smith	81	vs Georgia	Dec. 8, 1950
19	Mike Goodson	80	at Oklahoma St.	Oct. 4, 2008
	Terrence Murphy	80	Utah	Sept. 6, 2003
	Sirr Parker	80	Iowa State	Oct. 11, 1997
	Rodney Thomas	80	LSU	Sept. 4, 1993
	Darren Lewis	80	at TCU	Nov. 22, 1987
	Earnest Jackson	80	TCU	Nov. 21, 1981
	David Beal	80	at Kansas	Sept. 9, 1978
	Curtis Dickey	80	at TCU	Nov. 19, 1977
	Glenn Lippman	80	vs Nevada	Sept. 23, 1950
	Bob Smith	80	vs Texas Tech	Sept. 24, 1949

GAME YARDS

#	PLAYER	YDS	OPP	DATE
1	Bob Smith	297	at SMU	Nov. 11, 1950
2	Trayveon Williams	240	Northwestern St.	Aug. 30, 2018
3	Trayveon Williams	236	vs. NC State	Dec. 31, 2018
4	Darren Lewis	232	Texas Tech	Oct. 6, 1990
5	Christine Michael	230	vs Arkansas	Oct. 1, 2011
	Curtis Dickey	230	TCU	Nov. 25, 1978
7	Johnny Manziel (QB)	229	Oklahoma	Jan. 4, 2013
	Leeland McElroy	229	LSU	Sept. 2, 1995
9	Trayveon Williams	228	Ole Miss	Nov. 10, 2018
10	Cyrus Gray	223	at Texas	Nov. 25, 2010
11	Earnest Jackson	219	TCU	Nov. 21, 1981
12	Cyrus Gray	218	at Kansas State	Nov. 12, 2011
13	Isaiah Spiller	217	UTSA	Nov. 2, 2019
	Trayveon Williams	217	Tennessee	Oct. 8, 2016
15	Bob Smith	215	vs Texas Tech	Sept. 24, 1949
16	Greg Hill	212	LSU	Sept. 14, 1991
	Darren Lewis	212	at Texas	Nov. 24, 1988
18	Trayveon Williams	203	at UCLA	Sept. 3, 2017
19	Rodney Thomas	201	LSU	Sept. 4, 1993
	Darren Lewis	201	at Rice	Oct. 28, 1989
	Darren Lewis	201	at Houston	Oct. 8, 1988
22	Darren Lewis	194	at TCU	Nov. 22, 1987
23	Ja'Mar Toombs	193	Mississippi State	Dec. 31, 2019
24	Darren Lewis	192	at Arkansas	Nov. 12, 1988
25	Johnny Hector	191	TCU	Nov. 22, 1980

GAME RUSHES

#	PLAYER	RUSHES	OPP	DATE
1	Roger Vick	41	at Texas	Nov. 27, 1986
	Mark Green	41	SMU	Nov. 6, 1971
3	Darren Lewis	40	at Houston	Oct. 8, 1988
4	George Woodard	39	at Michigan	Oct. 1, 1977
	George Woodard	39	Kansas State	Sept. 18, 1976
6	Darren Lewis	38	at Texas	Nov. 24, 1988
7	Ja'Mar Toombs	37	Texas	Nov. 25, 1999
	Roger Vick	37	at Texas Tech	Oct. 5, 1985
	Johnny Hector	37	TCU	Nov. 22, 1980
10	Danté Hall	36	at Kansas	Oct. 3, 1998
11	Trayveon Williams	35	LSU	Nov. 22, 2018
	Stephen McGee (QB)	35	at Nebraska	Oct. 20, 2007
	Ja'Mar Toombs	35	vs. Mississippi St.	Dec. 31, 2000
	Leeland McElroy	35	LSU	Sept. 2, 1995
15	Darren Lewis	34	Texas Tech	Oct. 6, 1990
	Darren Lewis	34	Baylor	Oct. 20, 1990
	Darren Lewis	34	at Arkansas	Nov. 12, 1988
	Darren Lewis	34	Louisiana Tech	Nov. 5, 1988
	Curtis Dickey	34	TCU	Nov. 25, 1978
	George Woodard	34	at SMU	Oct. 30, 1976

OTHER SINGLE-GAME RUSHING RECORDS

Most TDs, Game	Jelly Woodman	7 vs. New Mexico, 1926
QB Rushing, Game	Johnny Manziel	229 vs. Oklahoma, 2012
Consec. 100-Yard Games	Darren Lewis, 10	Last 10 Games of 1988

RUSHING — SEASON

SEASON YARDS

#	PLAYER	YARDS	YEAR
1	Trayveon Williams	1,760	2018
2	Darren Lewis	1,692	1988
3	Darren Lewis	1,691	1990
4	Johnny Manziel (QB)	1,410	2012
5	Greg Hill	1,339	1992
6	Bob Smith	1,302	1950
7	Greg Hill	1,216	1991
8	Tra Carson	1,165	2015
9	George Woodard	1,153	1976
10	Curtis Dickey	1,146	1978
11	Cyrus Gray	1,133	2010
12	Leeland McElroy	1,122	1995
13	George Woodard	1,107	1977
14	Trayveon Williams	1,057	2016
15	Cyrus Gray	1,045	2011
16	Isaiah Spiller	1,036	2020
17	Courtney Lewis	1,024	2003
	Danté Hall	1,024	1998
19	Isaiah Spiller	1,011	2021
20	Rodney Thomas	996	1993

FRESHMAN YARDAGE

#	PLAYER	YARDS	YEAR
1	Johnny Manziel (QB)	1,410	2012
2	Greg Hill	1,216	1991
3	Trayveon Williams	1,057	2016
4	Courtney Lewis	1,024	2003
5	Isaiah Spiller	946	2019
6	Mike Goodson	847	2006
7	Christine Michael	844	2009
8	Curtis Dickey	726	1976
9	Darren Lewis	668	1987
10	Danté Hall	642	1996
11	Leeland McElroy	613	1993
12	George Woodard	604	1975
13	Jorvorskie Lane	595	2005
14	Derek Farmer	503	2001
15	Jashaun Corbin	474	2018

SEASON RUSHES

#	PLAYER	ATTEMPTS	YEAR
1	Darren Lewis	306	1988
2	Darren Lewis	291	1990
3	Trayveon Williams	271	2018
4	Greg Hill	267	1992
5	Leeland McElroy	246	1995
6	George Woodard	245	1977
7	Danté Hall	243	1998
8	Tra Carson	242	2015
9	Greg Hill	240	1991
10	George Woodard	239	1976
11	Roger Vick	220	1986
12	Anthony Toney	208	1985
13	Curtis Dickey	205	1978
14	Johnny Manziel (QB)	201	2012
15	Cyrus Gray	200	2010

SEASON TOUCHDOWNS

#	PLAYER	TD	YEAR
1	Johnny Manziel (QB)	21	2012
2	Jorvorskie Lane	19	2006
	Joel Hunt	19	1927
4	Trayveon Williams	18	2018
	Darren Lewis	18	1990
6	D'Andre Hardeman	17	1996
	George Woodard	17	1976
8	Jorvorskie Lane	16	2007
9	Greg Hill	15	1992
10	Ja'Mar Toombs	14	2000
	Bob Smith	14	1950
	Jelly Woodman	14	1926
13	Leeland McElroy	13	1995
	Rodney Thomas	13	1993
	Rodney Thomas	13	1992
	George Woodard	13	1977
17	Keith Ford	12	2017
	Christine Michael	12	2012
	Cyrus Gray	12	2011
	Cyrus Gray	12	2010
	Courtney Lewis	12	2003
	Rodney Thomas	12	1994
	Greg Hill	12	1991
	Anthony Toney	12	1985
25	Darren Lewis	11	1989
	Bob Goode	11	1945
27	Trevor Knight (QB)	10	2017
	Ben Malena	10	2013
	Sirr Parker	10	1997
	Bucky Richardson (QB)	10	1991
	Robert Wilson	10	1988
	Roger Vick	10	1986
	John David Crow	10	1956
	John Kimbrough	10	1939

RUSHING YARDAGE BY CLASS

CLASS	PLAYER	YARDS	YEAR
Freshman	Johnny Manziel (QB)	1,410	2012
Sophomore	Darren Lewis	1,692	1988
Junior	Trayveon Williams	1,760	2018
Senior	Darren Lewis	1,691	1990

OTHER SEASON RUSHING RECORDS

Best Average Per Carry	Devon Achane	8.5	2020
Season 100-Yard Games	Darren Lewis	10	1988
Season 200-Yard Games	Trayveon Williams	3	2018
Season Yards Per Game	Bob Smith	144.7	1950

RUSHING — CAREER

1,000-YARD CLUB (50)

(Career Rushing Yards)

#	PLAYER	YARDS	YEARS
1	Darren Lewis	5,012	1987-90
2	Curtis Dickey	3,703	1976-79
3	Trayveon Williams	3,615	2016-18
4	Cyrus Gray	3,298	2008-11
5	Greg Hill	3,262	1991-93
6	Rodney Thomas	3,014	1991-94
7	Isaiah Spiller	2,993	2019-21
8	George Woodard	2,911	1975-79
9	Bubba Bean	2,846	1972-75
10	Danté Hall	2,818	1996-99
11	Christine Michael	2,791	2009-12
12	Courtney Lewis	2,711	2003-06
13	Johnny Hector	2,587	1979-82
14	Roger Vick	2,471	1983-86
15	Leeland McElroy	2,442	1993-95
16	Bob Smith	2,415	1949-51
17	Jorvorskie Lane	2,193	2005-08
18	Johnny Manziel (QB)	2,169	2012-13
19	Bucky Richardson (QB)	2,095	1987-91
20	Tra Carson	2,075	2013-15
21	Sirr Parker	2,042	1995-98
22	Mike Goodson	1,964	2006-08
23	Reggie McNeal (QB)	1,889	2002-05
24	Skip Walker	1,878	1972-75
25	D'Andre Hardeman	1,774	1995-99
26	Stephen McGee (QB)	1,750	2005-08
27	Robert Wilson	1,739	1988-90
28	Larry Stegent	1,736	1967-69
29	Keith Woodside	1,720	1984-87
30	Ben Malena	1,618	2010-13
31	Kellen Mond (QB)	1,608	2017-20
32	Derek Farmer	1,582	2001-03
33	Dick Todd	1,556	1936-38
34	Earnest Jackson	1,539	1979-82
35	Glenn Lippman	1,506	1949-51
36	John David Crow	1,465	1955-57
37	Thomas Sanders	1,379	1980-84
38	Ja'Mar Toombs	1,360	1998-00
39	John Kimbrough	1,357	1938-40
40	Trey Williams	1,343	2012-14
41	Devon Achane	1,274	2020-21
42	David Brothers	1,269	1976-79
43	Anthony Toney	1,238	1982-85
44	Keith Ford	1,217	2016-17
45	Mike Mosley (QB)	1,206	1977-80
46	Roddy Osborne	1,188	1955-57
47	Bucky Sams	1,118	1973-75
48	Joe Weber	1,099	1999-02
49	Jack Pardee	1,017	1954-57
50	Wendell Housley	1,009	1966-68

OTHER CAREER RUSHING RECORDS

Best Average/Carry, Career	Trey Williams	6.5	2012-14
Career 100-Yard Games	Darren Lewis	27	1987-90
Career 200-Yard Games	Darren Lewis	5	1987-90
	Trayveon Williams	.5	2016-18
Career Yards Per Game	Darren Lewis	113.9	1987-90

CAREER RUSHES

#	PLAYER	ATTEMPTS	YEAR
1	Darren Lewis	909	1987-90
2	Curtis Dickey	697	1976-79
3	Cyrus Gray	632	2008-11
4	Greg Hill	631	1991-93
5	George Woodard	625	1975-77, 79
6	Rodney Thomas	604	1991-94
7	Trayveon Williams	600	2016-18
8	Roger Vick	598	1983-86
9	Johnny Hector	550	1979-82
10	Isaiah Spiller	541	2019-21
11	Christine Michael	529	2009-12
12	Danté Hall	522	1996-99
13	Courtney Lewis	517	2003-06
14	Jorvorskie Lane	489	2005-08
15	Bubba Bean	482	1972-75
16	Larry Stegent	463	1967-69
17	Leeland McElroy	448	1993-95
18	Bob Smith	439	1949-51
19	Kellen Mond (QB)	438	2017-20
	Sirr Parker	438	1995-98
21	Tra Carson	428	2013-15
22	Reggie McNeal (QB)	411	2002-05
23	David Walker	407	1973-77
24	Stephen McGee (QB)	387	2005-08
25	Mike Goodson	374	2006-08
26	Skip Walker	371	1972-75
27	Bucky Richardson (QB)	370	1987-91
28	Mike Mosley	365	1977-80
29	Derek Farmer	364	2001-03
30	Ja'Mar Toombs	350	1998-00

CAREER TOUCHDOWNS

#	PLAYER	TD	YEARS
1	Jorvorskie Lane	49	2005-08
2	Darren Lewis	44	1987-90
3	Rodney Thomas	41	1991-94
4	George Woodard	35	1975-77
5	Trayveon Williams	34	2016-18
	Christine Michael	34	2009-12
	Curtis Dickey	34	1976-79
8	Greg Hill	33	1991-93
9	Johnny Manziel (QB)	30	2012-13
	Cyrus Gray	30	2008-11
	Courtney Lewis	30	2003-06
	Joel Hunt	30	1925-27
	Bucky Richardson (QB)	30	1987-91
14	Leeland McElroy	29	1993-95
15	D'Andre Hardeman	28	1996-99
16	Ja'Mar Toombs	26	1998-00

100-YARD RUSHING GAMES

(since 1949 — * bowl game)

2021 (10)

Devon Achane	Kent State	12-124
Isaiah Spiller	Kent State	17-113
Isaiah Spiller	New Mexico	15-117
Isaiah Spiller	Mississippi St.	16-100
Isaiah Spiller	at Missouri	20-168
Devon Achane	at Missouri	16-124
Devon Achane	South Carolina	20-154
Isaiah Spiller	South Carolina	18-102
Isaiah Spiller	Auburn	21-112
Devon Achane	at Ole Miss	12-110

2020 (7)

Isaiah Spiller	Vanderbilt	8-117
Isaiah Spiller	Florida	27-174
Isaiah Spiller	Miss State	18-114
Isaiah Spiller	South Carolina	18-131
Isaiah Spiller	LSU	28-134
Isaiah Spiller	Auburn	20-120
Devon Achane	*North Carolina	12-140

2019 (7)

Isaiah Spiller	Texas State	7-106
Jashaun Corbin	Texas State	22-103
Isaiah Spiller	Lamar	14-116
Isaiah Spiller	UTSA	20-217
Isaiah Spiller	South Carolina	24-129
Cordarrian Richardson	South Carolina	6-130
Kellen Mond	*vs Okla. State	12-117

2018 (9)

Trayveon Williams	NSU	20-240
Trayveon Williams	ULM	22-128
Trayveon Williams	vs. Arkansas	29-152
Trayveon Williams	Kentucky	24-138
Trayveon Williams	at Auburn	17-107
Trayveon Williams	Ole Miss	31-228
Trayveon Williams	UAB	20-167
Trayveon Williams	LSU	35-198
Trayveon Williams	*vs NC State	19-236

2017 (6)

Trayveon Williams	at UCLA	22-203
Keith Ford	at UCLA	18-114
Jacob Kibodi	Louisiana	4-101
Kellen Mond	vs. Arkansas	10-109
Keith Ford	vs. Arkansas	14-102
Trayveon Williams	Auburn	15-103

2016 (6)

Trayveon Williams	at Auburn	8-127
Trayveon Williams	vs. Arkansas	12-153
Trevor Knight	vs. Arkansas	10-157
Trayveon Williams	Tennessee	28-217
Trevor Knight	Tennessee	15-110
Keith Ford	LSU	15-100

2015 (9)

Kwame Etwi	Ball State	12-116
Tra Carson	Nevada	22-137
Tra Carson	Mississippi State	26-110
Kyler Murray	South Carolina	20-156
Tra Carson	South Carolina	21-122
Tra Carson	Auburn	21-109
Tra Carson	Western Carolina	17-109
Tra Carson	at Vanderbilt	22-126
Tra Carson	*vs. Louisville	20-106

2014 (1)

Tra Carson	*vs West Virginia	25-133
------------	-------------------	--------

2013 (2)

Johnny Manziel	Sam Houston St.	12-102
Johnny Manziel	at Ole Miss	19-124

2012 (10)

Johnny Manziel	at SMU	13-124
Johnny Manziel	Arkansas	14-104
Ben Malena	at Ole Miss	18-142
Johnny Manziel	at Ole Miss	20-129
Johnny Manziel	vs Louisiana Tech	19-181

Trey Williams	at Auburn	19-109
Ben Malena	at Mississippi St.	17-112
Johnny Manziel	at Mississippi St.	21-129
Johnny Manziel	Sam Houston St.	16-100
Johnny Manziel	*vs Oklahoma	17-229

2011 (9)

Cyrus Gray	SMU	21-132
Cyrus Gray	Idaho	29-101
Christine Michael	vs Arkansas	32-230
Cyrus Gray	at Texas Tech	21-116
Christine Michael	Baylor	21-105
Christine Michael	at Iowa State	18-142
Cyrus Gray	at Iowa State	21-125
Christine Michael	Missouri	21-104
Cyrus Gray	at Kansas St.	30-218

2010 (10)

Christine Michael	SFA	22-105
Christine Michael	Louisiana Tech	14-107
Christine Michael	FIU	21-119
Cyrus Gray	at Kansas	31-117
Cyrus Gray	Texas Tech	16-102
Cyrus Gray	Oklahoma	21-122
Cyrus Gray	at Baylor	28-137
Cyrus Gray	Nebraska	26-137
Cyrus Gray	at Texas	27-223
Cyrus Gray	*vs LSU	20-100

2009 (5)

Christine Michael	Baylor	11-116
Cyrus Gray	Baylor	14-107
Cyrus Gray	Iowa State	21-119
Cyrus Gray	at Texas Tech	25-131
Christine Michael	at Texas Tech	22-121

2008 (2)

Mike Goodson	at Oklahoma St.	8-112
Mike Goodson	Arkansas State	24-124

2007 (8)

Stephen McGee	at Nebraska	35-167
Jorvorskie Lane	at Nebraska	15-130
Jorvorskie Lane	Baylor	24-123
Stephen McGee	Baylor	17-110
Mike Goodson	Louisiana-Monroe	11-113
Stephen McGee	Fresno State	16-124
Jorvorskie Lane	Fresno State	23-121
Stephen McGee	Montana State	9-121

2006 (4)

Mike Goodson	Oklahoma	10-127
Jorvorskie Lane	Missouri	28-127
Stephen McGee	vs Army	11-144
Jorvorskie Lane	vs Army	24-106

2005 (9)

Jorvorskie Lane	Texas	17-104
Stephen McGee	Texas	24-108
Courtney Lewis	at Oklahoma	26-100
Reggie McNeal	at Kansas St.	16-119
Reggie McNeal	Oklahoma St.	12-150
Jorvorskie Lane	Oklahoma St.	22-139
Courtney Lewis	Texas State	27-136
Reggie McNeal	SMU	6-100
Reggie McNeal	at Clemson	9-100

2004 (5)

Courtney Lewis	Texas Tech	19-115
Courtney Lewis	at Baylor	26-100
Reggie McNeal	Colorado	22-139
Reggie McNeal	Clemson	17-129
Courtney Lewis	Clemson	28-165

2003 (6)

Courtney Lewis	Kansas	26-120
Courtney Lewis	Oklahoma State	16-171
Courtney Lewis	Baylor	12-158
Derek Farmer	Baylor	11-117
Courtney Lewis	Pittsburgh	16-105
Courtney Lewis	Utah	16-100

RECORDS

2002 (4)

Derek Farmer	at Texas	17-122
Derek Farmer	at Kansas	21-111
Derek Farmer	Texas Tech	27-132
Derek Farmer	Louisiana Tech	19-119

2001 (3)

Derek Farmer	Iowa State	17-133
Derek Farmer	Notre Dame	20-100
Keith Joseph	at Wyoming	21-105

2000 (2)

Ja' Mar Toombs	*vs Mississippi St	35-193
Joe Weber	at Iowa State	20-106

1999 (2)

Ja' Mar Toombs	Texas	37-126
Joe Weber	Missouri	8-121

1998 (6)

Danté Hall	Kansas	36-177
Danté Hall	Nebraska	32-113
Ja' Mar Toombs	Nebraska	10-110
Danté Hall	Baylor	17-137
Ja' Mar Toombs	Oklahoma State	23-111
Danté Hall	Kansas State	27-113

1997 (7)

Danté Hall	Sam Houston	11-169
Danté Hall	North Texas	19-156
Sirr Parker	North Texas	17-124
Danté Hall	Colorado	22-123
Danté Hall	Oklahoma	12-139
Sirr Parker	Oklahoma	22-123
Danté Hall	Texas	19-118

1996 (10)

Danté Hall	Texas	14-108
Eric Bernard	Baylor	21-115
D'Andre Hardeman	Baylor	7-121
D'Andre Hardeman	Oklahoma St.	18-109
Danté Hall	Texas Tech	17-184
D'Andre Hardeman	Iowa State	9-107
Danté Hall	Louisiana Tech	14-101
Sirr Parker	North Texas	18-116
Eric Bernard	BYU	18-108
Sirr Parker	BYU	20-101

1995 (6)

Leeland McElroy	Texas	29-145
Leeland McElroy	MTSU	17-118
Leeland McElroy	Rice	28-168
D'Andre Hardeman	SMU	26-130
Leeland McElroy	Tulsa	23-116
Leeland McElroy	LSU	35-229

1994 (6)

Rodney Thomas	SMU	18-134
Rodney Thomas	Rice	21-136
Rodney Thomas	Baylor	14-108
Leeland McElroy	Baylor	22-105
Rodney Thomas	Texas Tech	22-124
Leeland McElroy	LSU	11-132

1993 (9)

Greg Hill	Texas	23-125
Greg Hill	TCU	10-125
Greg Hill	SMU	21-129
Greg Hill	Houston	20-128
Rodney Thomas	Texas Tech	23-108
Rodney Thomas	Missouri	17-107
Leeland McElroy	Missouri	17-136
Rodney Thomas	Oklahoma	22-106
Rodney Thomas	LSU	25-201

1992 (10)

Greg Hill	Texas	23-100
Greg Hill	TCU	25-187
Greg Hill	Louisville	26-142
Greg Hill	SMU	24-138
Greg Hill	Baylor	19-119
Rodney Thomas	Baylor	9-116
Greg Hill	Texas Tech	32-141
Rodney Thomas	Texas Tech	24-179
Greg Hill	Missouri	20-104
Greg Hill	Tulsa	26-125

1991 (7)

Greg Hill	TCU	19-115
Greg Hill	Rice	18-109
Bucky Richardson	Rice	18-128
Greg Hill	Houston	25-160
Greg Hill	Texas Tech	24-137
Greg Hill	Tulsa	25-125
Greg Hill	LSU	30-212

1990 (18)

Darren Lewis	*vs BYU	5-104
Bucky Richardson	*vs BYU	12-119
Darren Lewis	Texas	25-150
Bucky Richardson	Texas	16-109
Darren Lewis	TCU	23-113
Robert Wilson	Arkansas	18-115
Darren Lewis	SMU	31-207
Bucky Richardson	SMU	13-180
Darren Lewis	Rice	25-176
Darren Lewis	Baylor	34-179
Darren Lewis	Houston	21-124
Robert Wilson	Houston	15-111
Darren Lewis	Texas Tech	34-232
Darren Lewis	North Texas	26-132
Randy Simmons	USL	11-141
Darren Lewis	USL	16-141
Robert Wilson	USL	8-116
Darren Lewis	Hawaii	24-117

1989 (7)

Robert Wilson	*vs Pittsburgh	16-145
Darren Lewis	SMU	18-126
Darren Lewis	Rice	28-201
Darren Lewis	Houston	12-120
Robert Wilson	Houston	22-115
Darren Lewis	So. Mississippi	21-126
Robert Wilson	LSU	15-121

1988 (10)

Darren Lewis	Alabama	24-128
Darren Lewis	Texas	38-212
Darren Lewis	TCU	28-105
Darren Lewis	Arkansas	34-192
Darren Lewis	Louisiana Tech	34-160
Darren Lewis	Rice	18-170
Darren Lewis	Baylor	28-138
Darren Lewis	Houston	40-201
Darren Lewis	Texas Tech	27-177
Darren Lewis	Oklahoma St.	25-168

1987 (7)

Keith Woodside	Texas	12-135
Darren Lewis	TCU	16-194
Bucky Richardson	Rice	8-137
Keith Woodside	Rice	17-122
Darren Lewis	Baylor	25-103
Darren Lewis	So. Mississippi	6-103
Bucky Richardson	So. Mississippi	5-102

1986 (10)

Roger Vick	*vs Ohio State	24-113
Roger Vick	Texas	41-167
Melvin Collins	TCU	20-110
Roger Vick	TCU	17-104
Roger Vick	Arkansas	28-117
Roger Vick	SMU	26-118
Roger Vick	Rice	16-115
Roger Vick	Houston	25-104
Roger Vick	Texas Tech	26-104
Keith Woodside	North Texas	10-107

1985 (6)

Anthony Toney	SMU	21-117
Keith Woodside	SMU	12-104
Anthony Toney	Rice	25-116
Roger Vick	Texas Tech	37-135
Roger Vick	Tulsa	21-134
Anthony Toney	N.E. Louisiana	22-106

1984 (2)

Thomas Sanders	TCU	21-107
Thomas Sanders	Houston	23-112

1983 (1)

Roger Vick	TCU	18-110
------------	-----	--------

1981 (5)

Earnest Jackson	*vs Oklahoma St.	22-123
Earnest Jackson	TCU	19-219
Johnny Hector	Texas Tech	16-143
Johnny Hector	California	16-125
Earnest Jackson	California	18-125

1980 (5)

Johnny Hector	TCU	37-191
Johnny Hector	Arkansas	18-136
Johnny Hector	SMU	20-126
Johnny Hector	Rice	26-121
Mike Mosley	Mississippi	16-116

1979 (4)

Curtis Dickey	Rice	21-127
Curtis Dickey	Memphis State	31-137
Curtis Dickey	Penn State	31-184
Curtis Dickey	BYU	28-148

1978 (11)

Curtis Dickey	*Iowa State	34-276
Curtis Dickey	TCU	34-230
Curtis Dickey	Arkansas	28-104
Curtis Dickey	SMU	33-143
David Brothers	Rice	25-163
Raymond Belcher	Baylor	24-119
Curtis Dickey	Texas Tech	20-168
Mike Mosley	Texas Tech	14-120
Curtis Dickey	Memphis State	11-167
Curtis Dickey	Boston College	18-138
Curtis Dickey	Kansas	25-128

1977 (14)

George Woodard	*vs USC	27-185
Mike Mosley*	vs USC	20-180
Mike Mosley	Houston	12-109
Curtis Dickey	TCU	20-178
George Woodard	TCU	20-163
George Woodard	Arkansas	28-116
Curtis Dickey	Arkansas	20-101
David Walker	SMU	27-182
Curtis Dickey	Rice	15-106
David Brothers	Baylor	9-103
George Woodard	Michigan	39-153
Curtis Dickey	Virginia Tech	17-144
George Woodard	Kansas	20-150
Curtis Dickey	Kansas	14-139

1976 (9)

George Woodard	*vs Florida	25-124
George Woodard	Texas	29-109
Darrell Smith	TCU	4-147
George Woodard	TCU	10-102
George Woodard	SMU	34-155
George Woodard	Rice	29-188
Curtis Dickey	Texas Tech	18-127
George Woodard	Kansas State	39-177
George Woodard	Virginia Tech	20-111

1975 (6)

George Woodard	Rice	32-167
George Woodard	SMU	23-106
George Woodard	Baylor	24-101
Bubba Bean	Texas Tech	9-180
Bubba Bean	Illinois	12-158
George Woodard	LSU	6-106

1974 (8)

Bubba Bean	Rice	10-138
Jerry Honore	Arkansas	19-131
Skip Walker	Texas Tech	21-138
Skip Walker	LSU	16-130
Bubba Bean	LSU	14-127
Bucky Sams	LSU	24-107
Bubba Bean	Clemson	18-182
Bucky Sams	Clemson	15-122

1973 (5)

Skip Walker	SMU	13-184
Bubba Bean	SMU	13-100
Skip Walker	TCU	11-122
Bubba Bean	Clemson	22-187
Alvin Bowers	Wichita State	14-126

1972 (3)

Brad Dusek	TCU	19-104
Brad Dusek	Texas Tech	21-112
Mark Green	Wichita State	25-165

1971 (2)

Mark Green	Texas	25-106
Mark Green	SMU	41-150

1970 (1)

Doug Neill	Michigan	17-101
------------	----------	--------

1969 (4)

Steve Burks	SMU	4-102
Larry Stegent	Arkansas	23-124
Larry Stegent	Texas Tech	29-117
Larry Stegent	Army	34-114

1968 (4)

Larry Stegent	Rice	21-100
Dave Elmendorf	Florida State	17-129
Larry Stegent	Florida State	21-139
Larry Stegent	Tulane	12-111

1967 (1)

Larry Stegent	Baylor	29-138
---------------	--------	--------

1966 (1)

Wendell Housley	Baylor	33-127
-----------------	--------	--------

1959 (1)

Jesse McGuire	Texas Tech	15-149
---------------	------------	--------

1957 (2)

John David Crow	Arkansas	21-116
Roddy Osborne	Houston	13-115

1955 (1)

John David Crow	LSU	13-130
-----------------	-----	--------

1954 (1)

Elwood Kettler	Houston	16-113
----------------	---------	--------

1951 (4)

Glenn Lippman	Texas	19-173
Glenn Lippman	Arkansas	10-105
Billy Tidwell	Baylor	10-139
Glenn Lippman	Texas Tech	18-156

1950 (11)

Bob Smith	*Georgia	20-158
Bob Smith	Rice	27-101
Bob Smith	SMU	29-297
Bob Smith	Arkansas	16-133
Bob Smith	Baylor	6-101
Bob Smith	TCU	38-146
Billy Tidwell	Oklahoma	14-114
Bob Smith	Oklahoma	19-111
Bob Smith	Texas Tech	27-147
Glenn Lippman	Nevada	8-124
Billy Tidwell	Nevada	6-103

1949 (2)

Bob Smith	SMU	31-214
Bob Smith	Texas Tech	23-175

**PRE-1949
(PARTIAL LIST)**

Dick Todd	TCU '36	17-170
Dick Todd	Manhattan '36	17-187
H.M. Pitney	Utah '36	22-104
Jacob Shockley	Utah '36	11-127
Choc Kelley	Oklahoma '07	??-125

TOTAL OFFENSE

SINGLE GAME (325-YARD GAMES)

#	PLAYER	RUN	PASS	TOTAL	OPPONENT	DATE
1	Johnny Manziel	181	395	576	at Louisiana Tech	Oct. 13, 2012
2	Johnny Manziel	98	464	562	Alabama	Sept. 14, 2013
3	Johnny Manziel	104	453	557	Arkansas	Sept. 29, 2012
4	Johnny Manziel	229	287	516	vs. Oklahoma	Jan. 4, 2013
	Kenny Hill	5	511	516	at S. Carolina	Aug. 28, 2014
6	Johnny Manziel	48	454	502	Auburn	Oct. 19, 2013
7	Johnny Manziel	47	446	493	Mississippi State	Nov. 9, 2013
8	Jerrold Johnson	68	419	487	Kansas State	Oct. 11, 2008
9	Nick Starkel	-19	499	480	vs. Wake Forest	Dec. 29, 2017
10	Johnny Manziel	124	346	470	at Ole Miss	Oct. 12, 2013
	Ryan Tannehill	55	415	470	Baylor	Oct. 15, 2011
12	Kellen Mond	33	430	463	Clemson	Sept. 8, 2018
13	Johnny Manziel	36	426	462	Sam Houston St.	Sept. 2, 2013
14	Johnny Manziel	73	382	455	vs. Duke	Dec. 31, 2013
15	Ryan Tannehill	0	449	449	Texas Tech	Oct. 30, 2010
16	Johnny Manziel	129	311	440	at Mississippi St.	Nov. 3, 2012
17	Johnny Manziel	67	372	439	Missouri	Nov. 24, 2012
	Jerrold Johnson	97	342	439	Texas	Nov. 26, 2009
19	Trevor Knight	78	344	422	Prairie View	Sept. 9, 2016
	Jerrold Johnson	13	409	422	at Oklahoma St.	Sept. 30, 2010
21	Johnny Manziel	124	294	418	at SMU	Sept. 15, 2012
	Edd Hargett	42	376	418	at SMU	Nov. 9, 1968
23	Nick Starkel	0	416	416	New Mexico	Nov. 11, 2017
	Kenny Hill	30	386	416	vs. Arkansas	Sept. 27, 2014
25	Jerrold Johnson	51	362	413	vs. Georgia	Dec. 28, 2009
	Reggie McNeal	150	263	413	Oklahoma St.	Oct. 15, 2005
	Reggie McNeal	86	317	413	Texas State	Sept. 22, 2005
28	Dustin Long	8	399	407	at Kansas	Oct. 19, 2002
29	Jerrold Johnson	57	349	406	New Mexico	Sept. 5, 2009
30	Jerrold Johnson	78	322	400	Utah State	Sept. 19, 2009
	Kenny Hill	35	365	400	at Mississippi St.	Oct. 4, 2014
32	Jerrold Johnson	50	349	399	Louisiana Tech	Sept. 11, 2010
33	Kenny Hill	-4	401	397	Ole Miss	Oct. 11, 2014
	Jerrold Johnson	16	381	397	at Iowa State	Oct. 25, 2008
35	Ryan Tannehill	15	379	394	at Oklahoma	Nov. 5, 2011
36	Stephen McGee	30	362	392	at Texas	Nov. 23, 2007
37	Kyle Allen	65	322	387	Mississippi State	Oct. 3, 2015
38	Reggie McNeal	98	288	386	at Oklahoma St.	Oct. 16, 2004
39	Trevor Knight	157	225	382	vs. Arkansas	Sept. 24, 2016
	Reggie McNeal	139	243	382	Colorado	Oct. 23, 2004
41	Randy McCown	18	362	380	Kansas	Oct. 16, 1999
42	Kyler Murray	156	223	379	South Carolina	Oct. 31, 2015
43	Kellen Mond	25	353	378	South Carolina	Oct. 13, 2018
	Ryan Tannehill	65	309	378	Oklahoma State	Sept. 24, 2011
45	Brannon Stewart	-12	385	373	Colorado	Sept. 28, 1996
46	Johnny Manziel	100	267	367	Sam Houston St.	Nov. 17, 2012
47	Dustin Long	-2	367	365	Texas Tech	Oct. 5, 2002
48	Kyle Allen	5	358	363	vs. Arkansas	Sept. 26, 2015

49	Kellen Mond	26	335	361	Auburn	Sept. 21, 2019
50	Bucky Richardson	120	231	359	at Rice	Nov. 2, 1991
51	Kellen Mond	90	264	354	Alabama	Oct. 12, 2019
52	Jerrold Johnson	61	290	351	UAB	Sept. 26, 2009
53	Johnny Manziel	90	260	350	at Auburn	Oct. 27, 2012
54	Trevor Knight	110	239	349	Tennessee	Oct. 8, 2016
	Mark Farris	8	341	349	Wyoming	Sept. 6, 2001
56	Jerrold Johnson	3	345	348	vs. Arkansas	Oct. 3, 2009
	Bucky Richardson	27	321	348	at TCU	Nov. 7, 1991
58	Johnny Manziel	92	244	346	SMU	Sept. 21, 2013
	Kellen Mond	8	338	346	Florida	Oct. 10, 2020
60	Johnny Manziel	92	253	345	at Alabama	Nov. 10, 2012
61	Kyle Allen	7	336	343	at Vanderbilt	Nov. 21, 2015
62	Kellen Mond	25	317	342	Lamar	Sept. 14, 2019
	Reggie McNeal	44	298	342	Wyoming	Sept. 11, 2004
64	Johnny Manziel	67	273	340	UTEP	Nov. 2, 2013
	Kellen Mond	59	281	340	Tennessee	Dec. 19, 2020
66	Ryan Tannehill	10	329	339	vs. Northwestern	Dec. 31, 2011
67	Kenny Hill	38	300	338	Rice	Sept. 13, 2014
68	Ryan Tannehill	0	337	337	Idaho	Oct. 15, 2011
	Kellen Mond	19	318	337	Alabama	Oct. 3, 2020
70	Stephen McGee	17	318	335	Louisiana Tech	Sept. 23, 2006
71	Reggie McNeal	71	259	330	Kansas	Nov. 1, 2003
	Trevor Knight	20	310	330	vs. Kansas St.	Dec. 28, 2016
	Randy McCown	10	320	330	Tulsa	Sept. 18, 1999
74	Kellen Mond	42	287	329	LSU	Nov. 24, 2018
	Ryan Tannehill	12	317	329	Missouri	Oct. 29, 2011
76	Jerrold Johnson	6	322	328	SFA	Sept. 4, 2010
77	Jerrold Johnson	5	322	327	Missouri	Oct. 16, 2010
	Kyle Allen	33	294	327	West Virginia	Dec. 29, 2014
78	Kellen Mond	109	216	325	vs. Arkansas	Sept. 23, 2017
	Kyle Allen	55	270	325	Nevada	Sept. 19, 2015

SEASON

#	PLAYER	RUN	PASS	TOTAL	YEAR
1	Johnny Manziel	1,410	3,706	5,116	2012
2	Johnny Manziel	759	4,114	4,873	2013
3	Jerrold Johnson	506	3,579	4,085	2009
4	Ryan Tannehill	306	3,744	4,050	2011
5	Kellen Mond	474	3,107	3,581	2018
6	Reggie McNeal	718	2,791	3,509	2004
7	Kellen Mond	500	2,897	3,397	2019
8	Stephen McGee	899	2,311	3,210	2007
9	Trevor Knight	614	2,432	3,046	2016
10	Stephen McGee	666	2,295	2,961	2006
11	Kenny Hill	156	2,649	2,805	2014
12	Mark Farris	116	2,551	2,667	2000
13	Reggie McNeal	664	1,963	2,627	2005
14	Kellen Mond	294	2,282	2,576	2020
15	Jerrold Johnson	114	2,435	2,549	2008
16	Dustin Long	13	2,509	2,522	2002
17	Randy McCown	57	2,374	2,431	1999
18	Kevin Murray	-115	2,463	2,348	1986
19	Edd Hargett	9	2,321	2,330	1968
20	Kyle Allen	102	2,200	2,312	2016

CAREER

#	PLAYER	RUN	PASS	TOTAL	YEARS
1	Kellen Mond	1,608	9,661	11,269	2017-20
2	Johnny Manziel	2,169	7,820	9,989	2012-13
3	Jerrold Johnson	877	8,011	8,888	2007-10
4	Reggie McNeal	1,889	6,987	8,876	2003-05
5	Stephen McGee	1,750	5,475	7,225	2005-08
6	Corey Pullig	42	6,846	6,888	1992-95
7	Kevin Murray	-51	6,506	6,455	1983-86
8	Ryan Tannehill	369	5,450	5,819	2008-11
9	Edd Hargett	32	5,379	5,411	1966-68
10	Darren Lewis	5,012	150	5,162	1987-90
11	Bucky Richardson	2,095	3,039	5,134	1987-91
12	Mark Farris	23	4,949	4,972	1999-22
13	Randy McCown	205	4,187	4,392	1996-99
14	Gary Kubiak	188	4,078	4,266	1979-82
15	Brannon Stewart	-157	4,325	4,168	1996-98
16	Mike Mosley	1,396	2,545	3,941	1977-80
17	Curtis Dickey	3,703	0	3,703	1976-79
18	Kyle Allen	146	3,532	3,678	2014-15
19	Trayveon Williams	3,615	0	3,615	2016-18
20	David Walker	912	2,517	3,429	1973-77

OTHER TOTAL OFFENSE RECORDS

Most Total Plays, Game
 Jerrod Johnson.....75.....Sept. 30, 2010
 (13 rush, 62 pass, 422 total yards) at Oklahoma State
 Kenny Hill.....75.....Oct. 4, 2014
 (12 rush, 63 pass, 400 total yards) at Miss. State

Most Total Plays, Season
 Jerrod Johnson.....642.....2009

Most Total Plays, Career
 Jerrod Johnson.....1,440.....2007-10

Avg. Yards Per Play, Season
 Johnny Manziel.....8.5.....2013

Average Yards Per Play, Career
 Johnny Manziel.....8.3.....2002-05

300 Pass/100 Rush Games, Season
 Johnny Manziel.....3.....2012

ALL-PURPOSE YARDS

SINGLE GAME

#	PLAYER	YARDS	OPP.	YEAR	RUSH	REC	KR	PR
1	Leeland McElroy	359	LSU	1995	229	49	81	-
2	Bob Smith	297	SMU	1950	297	-	-	-
3	Cyrus Gray	294	Oklahoma	2008	24	9	261	-
4	Mike Evans	287	Auburn	2013	-	287	-	-
5	Leeland McElroy	285	Tulsa	1995	116	128	41	-
6	Mike Evans	279	Alabama	2013	-	279	-	-
7	Curtis Dickey	262	TCU	1978	230	32	-	-
8	Earnest Jackson	261	TCU	1981	219	42	-	-
9	Christian Kirk	255	Arkansas	2015	5	173	77	-
10	Jason Carter	253	Texas State	2005	6	219	28	-
11	Ken Mclean	250	Texas	1965	-	250	-	-
12	Chris Taylor	249	Tulsa	1999	-	177	28	44
13	Christian Kirk	246	Arkansas	2017	-	110	136	-
	Dustin Harris	246	SC State	2012	-	-	-	246
15	Trayveon Williams	243	Ole Miss	2018	228	15	-	-
16	Trayveon Williams	242	NSU	2018	240	2	-	-
17	Terrence Murphy	241	Utah	2003	80	76	85	-
18	Dante Hall	238	Kansas	1998	177	-8	55	14
19	Christian Kirk	237	Mississippi St.	2016	-	144	-	93
	Christine Michael	237	Arkansas	2011	230	7	-	-
21	Trayveon Williams	236	NC State	2018	236	-	-	-
	Darren Lewis	236	Texas Tech	1990	232	4	-	-
23	Trey Williams	235	West Virginia	2014	86	46	103	-
24	Trayveon Williams	233	Auburn	2017	103	41	89	-
25	Cyrus Gray	231	Kansas St.	2011	218	13	-	-

SEASON

#	PLAYER	YEAR	RUN	REC	KR	PR	TOTAL
1	Trayveon Williams	2018	1,760	278	0	0	2,038
2	Cyrus Gray	2010	1,133	251	422	0	1,806
3	Christian Kirk	2015	54	1,009	385	341	1,789
4	Darren Lewis	1990	1,691	48	0	0	1,739
5	Leeland McElroy	1995	1,122	379	208	0	1,709
6	Darren Lewis	1988	1,692	13	0	0	1,705
7	Christian Kirk	2017	31	919	490	191	1,631
8	Cyrus Gray	2009	757	226	642	0	1,625
9	Cyrus Gray	2008	363	60	1,169	0	1,592
	Bob Smith	1950	1,302	116	174	0	1,592
11	Danté Hall	1996	642	12	324	573	1,551
12	Terrence Murphy	2003	150	762	626	0	1,538
13	Curtis Dickey	1977	978	231	302	0	1,511
14	Devon Achane	2021	920	261	301	0	1,472
15	Danté Hall	1997	973	97	156	208	1,434
16	Greg Hill	1992	1,339	90	0	0	1,429
17	Leeland McElroy	1993	613	224	590	0	1,427
18	Christian Kirk	2016	35	928	173	282	1,418
	Speedy Noil	2014	10	583	645	180	1,418
20	Johnny Manziel	2012	1,410	0	0	0	1,410
21	Cyrus Gray	2011	1,045	239	116	0	1,400
22	Mike Evans	2013	0	1,394	0	0	1,394
23	Greg Hill	1991	1,216	121	16	0	1,353
24	Tra Carson	2015	1,165	183	0	0	1,348
25	George Woodard	1976	1,156	164	0	0	1,320

CAREER

#	PLAYER	YEARS	RUN	REC
---	--------	-------	-----	-----

PASSING — SINGLE GAME

YARDS

#	PLAYER	YDS	OPPONENT	DATE
1	Kenny Hill	511	South Carolina	Aug. 28, 2014
2	Nick Starkel	499	vs. Wake Forest	Dec. 29, 2017
3	Johnny Manziel	464	Alabama	Sept. 14, 2013
4	Johnny Manziel	454	Auburn	Oct. 9, 2013
5	Johnny Manziel	453	Arkansas	Sept. 29, 2012
6	Ryan Tannehill	449	Texas Tech	Oct. 30, 2010
7	Johnny Manziel	446	Mississippi State	Nov. 9, 2013
8	Kellen Mond	430	Clemson	Sept. 8, 2018
9	Johnny Manziel	426	Sam Houston St.	Sept. 7, 2013
10	Nick Starkel	419	New Mexico	Nov. 11, 2017
	Jerrod Johnson	419	Kansas State	Oct. 11, 2008
12	Ryan Tannehill	415	Baylor	Oct. 15, 2011
13	Jerrod Johnson	409	at Oklahoma St.	Sept. 30, 2010
14	Kenny Hill	401	Ole Miss	Oct. 11, 2014
15	Dustin Long	399	at Kansas	Oct. 19, 2002
16	Johnny Manziel	395	Louisiana Tech	Oct. 13, 2012
17	Kenny Hill	386	Arkansas	Sept. 27, 2014
18	Branndon Stewart	385	Colorado	Sept. 28, 1996
19	Johnny Manziel	382	vs. Duke	Dec. 31, 2013
20	Jerrod Johnson	381	at Iowa State	Oct. 25, 2008
21	Ryan Tannehill	379	at Oklahoma	Nov. 5, 2011
22	Edd Hargett	376	at SMU	Nov. 9, 1968
23	Johnny Manziel	372	Missouri	Nov. 24, 2012
24	Dustin Long	367	Texas Tech	Oct. 5, 2002
25	Kenny Hill	365	at Mississippi St.	Oct. 4, 2014
26	Jerrod Johnson	362	vs. Georgia	Dec. 8, 2009
	Stephen McGee	362	Texas	Nov. 23, 2007
	Randy McCown	362	Kansas	Oct. 16, 1999
29	Kyle Allen	358	vs. Arkansas	Sept. 26, 2015
30	Kellen Mond	353	at S. Carolina	Oct. 13, 2018
31	Jerrod Johnson	349	Louisiana Tech	Sept. 11, 2010
	Jerrod Johnson	349	New Mexico	Sept. 5, 2009
	Reggie McNeal	349	SMU	Sept. 17, 2005
34	Johnny Manziel	346	at Ole Miss	Oct. 12, 2013
35	Jerrod Johnson	345	vs. Arkansas	Oct. 3, 2009
36	Trevor Knight	344	Prairie View	Sept. 10, 2016
37	Jerrod Johnson	342	Texas	Nov. 26, 2009
38	Mark Farris	341	at Wyoming	Sept. 6, 2001
39	Kellen Mond	338	Florida	Oct. 10, 2020
40	Kyle Allen	336	at Vanderbilt	Nov. 21, 2015
41	Kellen Mond	335	Auburn	Sept. 21, 2019
42	Mark Farris	334	at Colorado	Oct. 13, 2001
43	Dustin Long	332	at Oklahoma St.	Nov. 2, 2002
44	Ryan Tannehill	331	Idaho	Sept. 17, 2011
45	Ryan Tannehill	329	vs. Northwestern	Dec. 31, 2011
46	Branndon Stewart	324	vs. Kansas St.	Dec. 5, 1998
47	Kyle Allen	322	Mississippi St.	Oct. 3, 2015
	Jerrod Johnson	322	Missouri	Oct. 16, 2010
	Jerrod Johnson	322	SFA	Sept. 4, 2010
	Jerrod Johnson	322	Utah State	Sept. 19, 2009
51	Bucky Richardson	321	at TCU	Nov. 7, 1991
52	Randy McCown	320	Tulsa	Sept. 18, 1999
53	Kellen Mond	318	at Alabama	Oct. 3, 2020
	Stephen McGee	318	Louisiana Tech	Sept. 23, 2006
55	Kellen Mond	317	Lamar	Sept. 14, 2019
	Ryan Tannehill	317	Missouri	Oct. 29, 2011
	Reggie McNeal	317	Texas State	Sept. 22, 2005
58	Jerrod Johnson	314	at Kansas State	Oct. 17, 2009
59	Johnny Manziel	311	at Mississippi St.	Nov. 3, 2012
	Mark Farris	311	at Baylor	Oct. 14, 2000
61	Trevor Knight	310	vs. Kansas St.	Dec. 28, 2016
62	Ryan Tannehill	309	Oklahoma St.	Sept. 24, 2011
	Kevin Murray	309	Tulsa	Sept. 28, 1985
	Edd Hargett	309	TCU	Oct. 15, 1966
65	Kevin Murray	308	Baylor	Oct. 18, 1986
66	Jake Hubenak	307	vs. Louisville	Dec. 30, 2015
67	Gary Kubiak	306	Rice	Oct. 23, 1982
68	Johnny Manziel	305	Vanderbilt	Oct. 26, 2013
69	Kellen Mond	301	Louisiana	Sept. 16, 2017
70	Kenny Hill	300	Rice	Sept. 13, 2014

COMPLETIONS

#	PLAYER	CPL	OPPONENT	DATE
1	Kenny Hill	44	South Carolina	Aug. 28, 2014
2	Nick Starkel	42	vs. Wake Forest	Dec. 29, 2017
	Kenny Hill	42	Ole Miss	Oct. 11, 2014
4	Jerrod Johnson	40	at Oklahoma St.	Sept. 30, 2010
5	Kenny Hill	37	at Mississippi St.	Oct. 4, 2014
6	Ryan Tannehill	36	Texas Tech	Oct. 30, 2010
7	Ryan Tannehill	35	Missouri	Oct. 29, 2011
8	Branndon Stewart	34	Colorado	Sept. 28, 1996
9	Johnny Manziel	32	Missouri	Nov. 24, 2012
	Ryan Tannehill	32	at Oklahoma	Nov. 5, 2011
	Gary Kubiak	32	TCU	Nov. 20, 1982
	Edd Hargett	32	at SMU	Nov. 9, 1968
13	Kellen Mond	31	Auburn	Sept. 21, 2019
	Johnny Manziel	31	at Ole Miss	Oct. 12, 2013
	Jerrod Johnson	31	New Mexico	Sept. 5, 2009
	Jerrod Johnson	31	at Iowa State	Oct. 25, 2008
17	Trevor Knight	30	vs. Kansas State	Dec. 28, 2016
	Johnny Manziel	30	vs. Duke	Dec. 31, 2013
	Johnny Manziel	30	Mississippi St.	Nov. 9, 2013
	Johnny Manziel	30	Mississippi St.	Nov. 3, 2012
	Jerrod Johnson	30	vs. Arkansas	Oct. 3, 2009
	Mark Farris	30	at Colorado	Oct. 13, 2001
	Mark Farris	30	at Wyoming	Sept. 6, 2001

ATTEMPTS

#	PLAYER	ATT.	OPPONENT	DATE
1	Ryan Tannehill	64	at Oklahoma	Nov. 5, 2011
	Branndon Stewart	64	Colorado	Sept. 28, 1996
3	Nick Starkel	63	vs. Wake Forest	Dec. 29, 2017
4	Kenny Hill	62	at Mississippi St.	Oct. 4, 2014
	Jerrod Johnson	62	at Oklahoma St.	Sept. 30, 2010
6	Kenny Hill	60	South Carolina	Aug. 28, 2014
7	Jerrod Johnson	58	vs. Georgia	Dec. 28, 2009
	Jerrod Johnson	58	vs. Arkansas	Oct. 3, 2009
	Edd Hargett	58	at SMU	Nov. 9, 1968
10	Johnny Manziel	56	LSU	Oct. 20, 2012
11	Edd Hargett	55	Arkansas	Nov. 2, 1968
12	Kenny Hill	53	Ole Miss	Oct. 11, 2014
	Ryan Tannehill	53	Missouri	Oct. 29, 2011
14	Ryan Tannehill	50	Texas Tech	Oct. 30, 2010
15	Kellen Mond	49	Auburn	Sept. 21, 2019
	Kellen Mond	49	LSU	Nov. 24, 2018
	Ryan Tannehill	49	Texas	Nov. 24, 2011
	Mark Farris	49	at Colorado	Oct. 13, 2001
19	Trevor Knight	48	vs. Kansas State	Dec. 28, 2016
	Jake Hubenak	48	vs. Louisville	Dec. 30, 2015
	Jerrod Johnson	48	Missouri	Oct. 16, 2010
	Kevin Murray	48	at Rice	Oct. 22, 1983
23	Ryan Tannehill	47	Oklahoma State	Sept. 24, 2011
24	Kellen Mond	46	at Mississippi St.	Oct. 27, 2018
	Ryan Tannehill	46	at Kansas State	Nov. 12, 2011
	Gary Kubiak	46	TCU	Nov. 20, 1982

TOUCHDOWNS

#	PLAYER	TDS	OPPONENT	DATE
1	Dustin Long	7	Texas Tech	Oct. 5, 2002
2	Kellen Mond	6	LSU	Nov. 24, 2018
	Ryan Tannehill	6	Baylor	Oct. 15, 2011
	Gary Kubiak	6	at Rice	Oct. 24, 1981
5	Johnny Manziel	5	Mississippi St.	Nov. 9, 2013
	Johnny Manziel	5	Alabama	Sept. 14, 2013
	Jerrod Johnson	5	at Oklahoma St.	Sept. 30, 2010
	Reggie McNeal	5	SMU	Sept. 17, 2005
	Gary Kubiak	5	Rice	Oct. 23, 1982
10	Kellen Mond	4	at South Carolina	Nov. 7, 2020
	Nick Starkel	4	vs. Wake Forest	Dec. 29, 2017
	Nick Starkel	4	New Mexico	Nov. 11, 2017
	Kyle Allen	4	Nevada	Sept. 19, 2015
	Kyle Allen	4	West Virginia	Dec. 29, 2014
	Kyle Allen	4	Auburn	Nov. 8, 2014
	Kenny Hill	4	at Mississippi St.	Oct. 4, 2014
	Kenny Hill	4	Arkansas	Sept. 27, 2014
	Kenny Hill	4	Rice	Sept. 13, 2014
	Kenny Hill	4	Lamar	Sept. 6, 2014
	Johnny Manziel	4	vs. Duke	Dec. 31, 2013
	Johnny Manziel	4	UTEP	Nov. 2, 2013
	Johnny Manziel	4	Vanderbilt	Oct. 26, 2013
	Johnny Manziel	4	Auburn	Oct. 19, 2013
	Johnny Manziel	4	at SMU	Sept. 15, 2012
	Ryan Tannehill	4	Texas Tech	Oct. 30, 2010
	Jerrod Johnson	4	Louisiana Tech	Sept. 11, 2010
	Jerrod Johnson	4	Texas	Nov. 26, 2009
	Jerrod Johnson	4	Utah State	Sept. 19, 2009
	Jerrod Johnson	4	at Iowa State	Oct. 25, 2008
	Reggie McNeal	4	Oklahoma	Nov. 9, 2002
	Jeff Granger	4	at Tulsa	Sept. 21, 1991
	Kevin Murray	4	Tulsa	Sept. 28, 1985
	Kevin Murray	4	Arkansas	Nov. 12, 1983

OTHER RECORDS

Most Passes Had Intercepted, Game

Edd Hargett	5	at Texas	Nov. 28, 1968
Jim Cashion	5	at LSU	Oct. 9, 1948

Consecutive Completions

Mark Farris	14	at Colorado	Oct. 13, 2001
-------------	-------	----	-------------	-------	---------------

LONGEST PASS PLAY

#	PLAYER	YDS	OPPONENT	DATE
1	Randy McCown to Chris Taylor	96	Tulsa	Sept. 18, 1999
2	Kyle Allen to Josh Reynolds	95	at Vanderbilt	Nov. 18, 2015
	Johnny Manziel to Mike Evans	95	Alabama	Sept. 14, 2013
4	Mark Farris to Robert Ferguson	93	Wyoming	Sept. 9, 2000
5	Gary Kubiak to Don Jones	92	Louisiana Tech	Sept. 26, 1981
6	Reggie McNeal to Jamar Taylor	91	Baylor	Oct. 11, 2003
	Jim Kaufmann to Dude McLean	91	Texas	Nov. 25, 1965
8	Trevor Knight to Josh Reynolds	89	vs. Arkansas	Sept. 24, 2016
9	Johnny Manziel to Uzoma Nwachukwu	89	Sam Houston St.	Nov. 17, 2012
10	Kenny Hill to Edward Pope	86	Arkansas	Sept. 27, 2014
11	Reggie McNeal to LeKendrick Williams	84	Wyoming	Sept. 11, 2004
	Chris Osgood to Shane Garrett	84	SMU	Nov. 4, 1989
	David Shipman to Skip Walker	84	SMU	Nov. 8, 1975
	Edd Hargett to Barney Harris	84	TCU	Oct. 19, 1968
15	Jacob Shockley to Waylon Manning	83	at San Francisco	Sept. 11, 1936
16	Dustin Long to Jamar Taylor	82	Texas Tech	Oct. 5, 2002
17	Kellen Mond to Christian Kirk	81	Arkansas	Sept. 23, 2017
	Randy McCown to Chris Taylor	81	Nebraska	Oct. 10, 1998
19	Jameill Showers to LeKendrick Williams	80	Sam Houston St.	Nov. 17, 2012
	Johnny Manziel to Ryan Swope	80	Arkansas	Sept. 29, 2012
	Edd Hargett to Bob Long	80	Texas	Nov. 27, 1967

PASSING — SEASON

YARDS			
#	PLAYER	YARDS	YEAR
1	Johnny Manziel	4,114	2013
2	Ryan Tannehill	3,744	2011
3	Johnny Manziel	3,706	2012
4	Jerrold Johnson	3,579	2009
5	Kellen Mond	3,107	2018
6	Kellen Mond	2,897	2019
7	Reggie McNeal	2,791	2004
8	Kenny Hill	2,649	2014
9	Mark Farris	2,551	2000
10	Dustin Long	2,509	2002
11	Kevin Murray	2,463	1986
12	Jerrold Johnson	2,435	2008
13	Trevor Knight	2,016	2,432
14	Randy McCown	2,374	1999
15	Edd Hargett	2,321	1968
16	Stephen McGee	2,311	2007
17	Stephen McGee	2,295	2006
18	Kellen Mond	2,282	2020
19	Kyle Allen	2,210	2015
20	Zach Calzada	2,185	2021
21	Corey Pullig	2,105	1995
22	Mark Farris	2,094	2001
23	Corey Pullig	2,056	1994
24	Kevin Murray	1,965	1985
25	Reggie McNeal	1,963	2005
26	Gary Kubiak	1,948	1982
27	Jerrold Johnson	1,947	2010
28	Brannon Stewart	1,904	1996
29	Gary Kubiak	1,808	1981
30	Nick Starkel	1,793	2017

COMPLETIONS			
#	PLAYER	COMP.	YEAR
1	Ryan Tannehill	327	2011
2	Johnny Manziel	300	2013
3	Jerrold Johnson	296	2009
4	Johnny Manziel	295	2012
5	Kellen Mond	258	2019
6	Kellen Mond	238	2018
7	Kenny Hill	214	2014
8	Kevin Murray	212	1987
9	Stephen McGee	211	2007
10	Mark Farris	208	2000
11	Mark Farris	203	2001
12	Reggie McNeal	200	2004
13	Jerrold Johnson	194	2008
	Stephen McGee	194	2006
15	Trevor Knight	193	2016
16	Kellen Mond	188	2020
17	Zach Calzada	184	2021
18	Gary Kubiak	181	1982
19	Dustin Long	177	2002
20	Edd Hargett	169	1968
21	Corey Pullig	165	1995
22	Corey Pullig	161	1994
23	Kyle Allen	160	2015
24	Jerrold Johnson	158	2010
25	Ryan Tannehill	152	2010
	Randy McCown	152	1999
27	Kevin Murray	147	1985
28	Brannon Stewart	146	1996
29	Corey Pullig	144	1993
30	Reggie McNeal	141	2005

ATTEMPTS			
#	PLAYER	ATT.	YEAR
1	Ryan Tannehill	531	2011
2	Jerrold Johnson	497	2009
3	Johnny Manziel	434	2012
4	Johnny Manziel	429	2013
5	Kellen Mond	419	2019
6	Kellen Mond	415	2018
7	Stephen McGee	364	2007
8	Trevor Knight	362	2016
9	Kevin Murray	349	1986
10	Edd Hargett	348	1968
11	Mark Farris	347	2001
	Mark Farris	347	2000
13	Reggie McNeal	344	2004
14	Dustin Long	333	2002
15	Zach Calzada	327	2021
16	Jerrold Johnson	326	2008
17	Gary Kubiak	324	1982
18	Kenny Hill	321	2014
19	Stephen McGee	313	2006
20	Corey Pullig	307	1995

21	Brannon Stewart	299	1996
22	Kellen Mond	297	2020
23	Randy McCown	295	1999
24	Kyle Allen	283	2015
25	Jerrold Johnson	279	2010
26	Corey Pullig	269	1994
27	Reggie McNeal	265	2005
	Edd Hargett	265	1968
29	Kevin Murray	251	1985
30	Kevin Murray	249	1983

TOUCHDOWNS			
#	PLAYER	TDS	YEAR
1	Johnny Manziel	37	2013
2	Jerrold Johnson	30	2009
3	Ryan Tannehill	29	2011
4	Johnny Manziel	26	2012
5	Kellen Mond	24	2018
6	Kenny Hill	23	2014
7	Jerrold Johnson	21	2008
8	Kellen Mond	20	2019
9	Kellen Mond	19	2020
	Trevor Knight	19	2016
	Dustin Long	19	2002
	Gary Kubiak	19	1982
13	Zach Calzada	17	2021
	Kyle Allen	17	2015
	Corey Pullig	17	1993
	Kevin Murray	17	1986
17	Kyle Allen	16	2014
	Reggie McNeal	16	2005
	Edd Hargett	16	1968
20	Nick Starkel	14	2017
	Jerrold Johnson	14	2010
	Reggie McNeal	14	2004
	Randy McCown	14	1999
	Corey Pullig	14	1995
	Kevin Murray	14	1983
26	Ryan Tannehill	13	2010
	Corey Pullig	13	1994
	Kevin Murray	13	1985
29	Stephen McGee	12	2007
	Stephen McGee	12	2006
31	Gary Kubiak	11	1981
32	Mark Farris	10	2000
	Brannon Stewart	10	1997
	Lance Pavlas	10	1989
	Craig Stump	10	1984
	Edd Hargett	10	1966

COMPLETION PCT.				
(min. 100 attempts)				
#	PLAYER	CPL-ATT	PCT.	YEAR
1	Johnny Manziel	300-429	.699	2013
2	Johnny Manziel	295-434	.680	2012
3	Kenny Hill	214-321	.667	2014
4	Ryan Tannehill	152-234	.650	2010
5	Kellen Mond	188-297	.633	2020
6	Stephen McGee	194-313	.620	2006
7	Kellen Mond	258-419	.616	2019
8	Kyle Allen	118-192	.615	2014
9	Ryan Tannehill	300-491	.611	2011
10	Kevin Murray	212-349	.607	1986
11	Dustin Long	63-104	.606	2003
12	Nick Starkel	123-205	.600	2017
13	Mark Farris	208-347	.5994	2000
14	Corey Pullig	161-269	.5985	1994
15	Jerrold Johnson	296-497	.596	2009
16	Jerrold Johnson	194-326	.5951	2008
17	Kyle Murray	72-121	.5950	2015
18	Corey Pullig	144-243	.593	1993
19	Lance Pavlas	134-227	.590	1989
20	Jake Hubenak	61-104	.587	2016

YARDS BY CLASS			
CLASS	PLAYER	YARDS	YEAR
Freshman	Johnny Manziel	3,706	2012
Sophomore	Johnny Manziel	4,114	2013
Junior	Jerrold Johnson	3,217	2009
Senior	Ryan Tannehill	3,744	2011

OTHER RECORDS	
Most Passes Had Intercepted, Season	
Derace Moser	19.....1941
Edd Hargett	19.....1966

PASSING — CAREER

YARDS			
#	PLAYER	YARDS	YEARS
1	Kellen Mond	9,661	2017-20
2	Jerrold Johnson	8,011	2007-10
3	Johnny Manziel	7,820	2012-13
4	Reggie McNeal	6,992	2002-05
5	Corey Pullig	6,846	1992-95
6	Kevin Murray	6,506	1983-86
7	Stephen McGee	5,475	2005-08
8	Ryan Tannehill	5,450	2008-11
9	Edd Hargett	5,379	1966-68
10	Mark Farris	4,949	1999-02
11	Brannon Stewart	4,325	1996-98
12	Randy McCown	4,187	1996-99
13	Gary Kubiak	4,078	1979-82
14	Kyle Allen	3,532	2014-15
15	Dustin Long	3,218	2001-03
16	Lance Pavlas	3,185	1987-90
17	Bucky Richardson	3,039	1987-91
18	Kenny Hill	2,832	2013-14
19	Mike Mosley	2,545	1977-80
20	David Walker	2,517	1973-77
21	Trevor Knight	2,432	2016
22	Zach Calzada	2,318	2019-21
23	Lex James	2,297	1970-72
24	Craig Stump	2,182	1984-87
25	Charles Milstead	2,072	1957-59

COMPLETIONS			
#	PLAYER	COMP.	YEARS
1	Kellen Mond	801	2017-20
2	Jerrold Johnson	650	2007-10
3	Johnny Manziel	595	2012-13
4	Corey Pullig	560	1992-95
5	Kevin Murray	534	1983-86
6	Stephen McGee	485	2005-08
7	Ryan Tannehill	484	2008-11
8	Reggie McNeal	478	2002-05
9	Mark Farris	435	1999-02
10	Edd Hargett	400	1966-68
11	Brannon Stewart	325	1996-98
12	Gary Kubiak	315	1979-82
13	Kyle Allen	278	2014-15
14	Randy McCown	277	1996-99
15	Lance Pavlas	248	1987-90
16	Dustin Long	240	2001-03
17	Kenny Hill	230	2013-14
18	Mike Mosley	204	1977-80
19	Zach Calzada	196	2019-21
	Bucky Richardson	196	1987-91
21	Trevor Knight	193	2016
22	David Walker	177	1973-77
23	Craig Stump	174	1984-87
24	Charles Milstead	164	1957-59
25	Lex James	162	1970-72

ATTEMPTS			
#	PLAYER	ATT.	YEARS
1	Kellen Mond	1,358	2017-20
2	Jerrold Johnson	1,109	2007-10
3	Corey Pullig	992	1992-95
4	Kevin Murray	926	1983-86
5	Reggie McNeal	875	2002-05
6	Johnny Manziel	863	2012-13
7	Edd Hargett	821	1966-68
8	Stephen McGee	815	2005-08
9	Ryan Tannehill	774	2008-11
10	Mark Farris	755	1999-02
11	Brannon Stewart	623	1996-98
12	Gary Kubiak	594	1979-82
13	Randy McCown	536	1996-99
14	Kyle Allen	475	2014-15
15	Lance Pavlas	439	1987-90
16	Dustin Long	437	2001-03
17	Bucky Richardson	405	1987-91
18	David Walker	374	1973-77

19	Mike Mosley	368	1977-80
20	Craig Stump	363	1984-87
21	Trevor Knight	362	2016
22	Zach Calzada	352	2019-21
23	Lex James	346	1970-72
24	Kenny Hill	343	2013-14
25	Charles Milstead	319	1957-59

TOUCHDOWNS			
#	PLAYER	TDS	YEARS
1	Kellen Mond	81	2017-20
2	Jerrold Johnson	67	2007-10
3	Johnny Manziel	63	2012-13
4	Kevin Murray	48	1983-86
5	Corey Pullig	47	1992-95
6	Reggie McNeal	44	2002-05
7	Ryan Tannehill	42	2008-11
8	Edd Hargett	40	1966-68
9	Kyle Allen	33	2014-15
10	Gary Kubiak	31	1979-82
11	Stephen McGee	28	2005-08
12	Brannon Stewart	26	1996-98
13	Kenny Hill	24	2013-14
14	Dustin Long	23	2001-03
15	Randy McCown	22	1996-99
16	Lance Pavlas	20	1987-90
17	Zach Calzada	19	2019-21
	Trevor Knight	19	2016
19	Mark Farris	18	1999-02
20	Nick Starkel	15	2017-18
21	David Walker	14	1973-77
	Craig Stump	14	1984-87
	Bucky Richardson	14	1987-91

COMPLETION PCT.				
(min. 150 attempts)				
#	PLAYER	CPL-ATT	PCT.	YEARS
1	Johnny Manziel	595-863	.689	2012-13
2	Kenny Hill	230-343	.671	2013-14
3	Ryan Tannehill	484-774	.625	2008-11
4	Nick Starkel	138-227	.608	2017-18
5	Stephen McGee	485-815	.595	2005-08
6	Kellen Mond	801-1358	.590	2017-20
7	Jerrold Johnson	650-1109	.586	2007-10
8	Kyle Allen	278-475	.585	2014-15
9	Jake Hubenak	114-196	.582	2015-17
10	Kevin Murray	534-926	.577	1983-86
11	Mark Farris	435-755	.576	1999-02
12	Lance Pavlas	248-439	.565	1987-90
13	Corey Pullig	560-992	.565	1992-95
14	Zach Calzada	196-352	.557	2019-21
15	Mike Mosley	204-368	.554	1977-80
16	Dustin Long	240-437	.549	2001-03
17	Reggie McNeal	478-875	.546	2002-05
18	Trevor Knight	193-362	.533	2016
19	Gary Kubiak	314-595	.527	1979-82
20	Randy McCown	300-573	.524	1996-99

OTHER RECORDS	
Most Passes Had Intercepted, Career	
Edd Hargett	40

RECEIVING — SINGLE GAME

GAME RECEIVING YARDS

#	PLAYER	REC-YDS	OPPONENT	DATE
1	Mike Evans	11-287	Auburn	Oct. 19, 2013
2	Mike Evans	7-279	Alabama	Sept. 14, 2013
3	Ken McLean	13-250	Texas	Nov. 25, 1965
4	Jason Carter	8-219	Texas State	Sept. 22, 2005
5	Ryan Tannehill	12-210	Kansas State	Oct. 11, 2008
6	Albert Connell	18-208	Colorado	Sept. 28, 1996
7	Ryan Swope	11-206	Baylor	Oct. 15, 2011
8	Christian Kirk	13-189	vs. Wake Forest	Dec. 29, 2017
9	Hugh McElroy	5-180	at LSU	Sept. 19, 1970
10	Josh Reynolds	11-177	vs Louisville	Dec. 30, 2015
	Chris Taylor	6-177	Tulsa	Sept. 18, 1999
12	Robert Ferguson	7-174	Wyoming	Sept. 9, 2000
	Chris Cole	6-174	North Texas	Sept. 26, 1998
14	Christian Kirk	8-173	Arkansas	Sept. 26, 2015
	Jimmy Teal	6-173	at SMU	Nov. 3, 1984
16	Jeff Fuller	11-171	Texas Tech	Oct. 30, 2010
17	Albert Connell	9-166	North Texas	Sept. 21, 1996
18	Barney Harris	13-162	at SMU	Nov. 9, 1968
19	Uzoma Nwachukwu	4-160	Sam Houston St.	Nov. 7, 2012
	Jeff Fuller	10-160	Louisiana Tech	Sept. 11, 2010
	Mike Whitwell	5-160	at Baylor	Oct. 17, 1981

GAME RECEPTIONS

#	PLAYER	REC.	OPPONENT	DATE
1	Albert Connell	18	Colorado	Sept. 28, 1996
2	Malcome Kennedy	14	South Carolina	Aug. 28, 2014
3	Christian Kirk	13	vs. Wake Forest	Dec. 29, 2017
	Ryan Swope	13	SFA	Sept. 4, 2010
	Barney Harris	13	at SMU	Nov. 9, 1968
	Ken McLean	13	Texas	Nov. 25, 1965
7	Jhamon Ausbon	12	vs. Wake Forest	Dec. 29, 2017
	Josh Reynolds	12	vs Kansas State	Dec. 28, 2016
	Christian Kirk	12	at South Carolina	Oct. 1, 2016
	Ryan Tannehill	12	Kansas State	Oct. 11, 2008
	Keith Woodside	12	at Arkansas	Nov. 15, 1986

SINGLE GAME TOUCHDOWNS

#	PLAYER	TDS	OPPONENT	DATE
1	Mike Evans	4	Auburn	Oct. 19, 2013
	Ryan Swope	4	Baylor	Oct. 15, 2011
3	Christian Kirk	3	vs. Wake Forest	Dec. 29, 2017
	Travis Labhart	3	vs. Duke	Dec. 31, 2013
	Malcome Kennedy	3	Alabama	Sept. 14, 2013
	Jeff Fuller	3	Texas	Nov. 26, 2009
	Uzoma Nwachukwu	3	Utah State	Sept. 19, 2009
	Chris Cole	3	North Texas	Sept. 26, 1998
	Don Jones	3	Rice	Oct. 23, 1982
	Don Ellis	3	Arkansas	Nov. 1, 1952

YEARLY 100-YARD GAMES

PLAYER	REC-YDS	OPP.	DATE
Demond Demas	2-100	New Mexico	Sept. 18, 2021
Ainias Smith	8-100	Kent State	Sept. 4, 2021
Ainias Smith	6-125	North Carolina	Jan. 2, 2021
Caleb Chapman	9-151	Florida	Oct. 10, 2020
Ainias Smith	6-123	at Alabama	Oct. 3, 2020
Jhamon Ausbon	8-111	Auburn	Sept. 21, 2019
Jhamon Ausbon	4-109	Lamar	Sept. 14, 2019
Quartney Davis	7-101	LSU	Nov. 24, 2018
Jace Sternberger	7-145	at S. Carolina	Oct. 13, 2018
Quartney Davis	9-127	at S. Carolina	Oct. 13, 2018
Kendrick Rogers	7-120	Clemson	Sept. 8, 2018
Christian Kirk	13-189	vs Wake Forest	Dec. 29, 2017
Jhamon Ausbon	12-112	vs Wake Forest	Dec. 29, 2017
Damion Ratley	5-111	at LSU	Nov. 25, 2017
Rashaud Paul	7-129	New Mexico	Nov. 11, 2017
Christian Kirk	4-120	New Mexico	Nov. 11, 2017
Jhamon Ausbon	5-111	New Mexico	Nov. 11, 2017
Christian Kirk	5-110	vs Arkansas	Sept. 23, 2017
Josh Reynolds	12-154	vs Kansas St.	Dec. 28, 2016
Christian Kirk	8-107	LSU	Nov. 24, 2016
Speedy Noil	5-102	LSU	Nov. 24, 2016
Christian Kirk	7-144	at Mississippi St.	Nov. 5, 2016
Josh Reynolds	4-141	vs Arkansas	Sept. 24, 2016
Christian Kirk	5-106	Prairie View	Sept. 10, 2016
Josh Reynolds	11-177	vs. Louisville	Dec. 30, 2015
Josh Reynolds	3-105	at Vanderbilt	Nov. 21, 2015
Christian Kirk	9-122	Western Carolina	Nov. 14, 2015
Ricky Seals-Jones	6-107	Alabama	Oct. 17, 2015
Josh Reynolds	7-141	Mississippi State	Oct. 3, 2015
Christian Kirk	8-173	vs. Arkansas	Sept. 26, 2015
Josh Reynolds	3-106	vs. Arkansas	Sept. 26, 2015
Christian Kirk	6-120	Nevada	Sept. 19, 2015
Christian Kirk	6-106	vs. Arizona State	Sept. 5, 2015
Josh Reynolds	5-125	Missouri	Nov. 15, 2014
Malcome Kennedy	4-118	Auburn	Nov. 8, 2014
Speedy Noil	11-105	Ole Miss	Oct. 11, 2014
Edward Pope	4-151	Arkansas	Sept. 27, 2014
Macome Kennedy	14-137	at S. Carolina	Aug. 28, 2014
Derel Walker	6-113	vs. Duke	Dec. 31, 2013
Derel Walker	6-130	at LSU	Nov. 23, 2013
Mike Evans	5-116	Mississippi St.	Nov. 9, 2013
Travis Labhart	6-102	Mississippi St.	Nov. 9, 2013
Mike Evans	11-287	Auburn	Oct. 19, 2013
Mike Evans	6-116	at Arkansas	Sept. 28, 2013
Mike Evans	7-279	Alabama	Sept. 14, 2013
Mike Evans	7-155	Sam Houston St.	Sept. 7, 2013
Uzoma Nwachukwu	4-160	Sam Houston St.	Nov. 7, 2012
Ryan Swope	5-141	Arkansas	Sept. 29, 2012
Ryan Swope	6-140	at Auburn	Oct. 27, 2012
Mike Evans	4-137	vs Louisiana Tech	Oct. 13, 2012
Mike Evans	6-123	at SMU	Sept. 15, 2012
Ryan Swope	9-121	at Mississippi St.	Nov. 3, 2012
Ryan Swope	11-111	at Alabama	Nov. 10, 2012
Malcome Kennedy	7-110	Missouri	Nov. 24, 2012
Thomas Johnson	5-108	Arkansas	Sept. 29, 2012
Mike Evans	8-105	at Ole Miss	Oct. 6, 2012

PLAYER	REC-YDS	OPP.	DATE
Ryan Swope	8-104	vs Oklahoma	Jan. 4, 2013
Ryan Swope	8-109	SMU	Sept. 4, 2011
Ryan Swope	7-105	Oklahoma St.	Sept. 24, 2011
Ryan Swope	11-206	Baylor	Oct. 15, 2011
Ryan Swope	8-149	at Oklahoma	Nov. 5, 2011
Ryan Swope	9-137	Kansas	Nov. 19, 2011
Jeff Fuller	7-107	Texas	Nov. 24, 2011
Jeff Fuller	7-119	vs Northwestern	Dec. 31, 2011
Ryan Swope	8-135	vs Northwestern	Dec. 31, 2011
Ryan Swope	13-106	SFA	Sept. 4, 2010
Jeff Fuller	10-160	Louisiana Tech	Sept. 11, 2010
Jeff Fuller	8-154	at Oklahoma St.	Sept. 30, 2010
Jeff Fuller	8-121	at Kansas	Oct. 23, 2010
Jeff Fuller	11-121	Texas Tech	Oct. 30, 2010
Ryan Swope	7-105	Texas Tech	Oct. 30, 2010
Ryan Swope	8-136	Oklahoma	Nov. 6, 2010
Jeff Fuller	7-102	vs Georgia	Dec. 28, 2009
Jeff Fuller	6-132	Texas	Nov. 26, 2009
Ryan Tannehill	9-100	at Colorado	Nov. 7, 2009
Uzoma Nwachukwu	5-136	at Kansas St.	Oct. 17, 2009
Uzoma Nwachukwu	8-141	Oklahoma St.	Oct. 10, 2009
Brandal Jackson	4-118	vs Arkansas	Oct. 3, 2009
Uzoma Nwachukwu	3-101	Utah State	Sept. 19, 2009
Jeff Fuller	10-111	New Mexico	Sept. 5, 2009
Ryan Tannehill	12-210	Kansas State	Oct. 11, 2008
Jamie McCoy	7-110	at Iowa State	Oct. 25, 2008
Ryan Tannehill	5-104	Texas Tech	Oct. 18, 2008
Earvin Taylor	7-113	Texas	Nov. 23, 2007
Kerry Franks	4-120	Oklahoma St.	Oct. 6, 2007
Martellus Bennett	5-133	at Baylor	Oct. 28, 2006
Kerry Franks	3-115	Missouri	Oct. 14, 2006
Chad Schoeder	6-101	The Citadel	Sept. 2, 2006
Jason Carter	8-219	Texas State	Sept. 22, 2005
Jason Carter	5-143	SMU	Sept. 17, 2005
Earvin Taylor	3-103	Oklahoma	Nov. 6, 2004
Terrence Murphy	5-104	at Oklahoma St.	Oct. 16, 2004
Kerry Franks	5-128	Wyoming	Sept. 11, 2004
Terrence Murphy	8-116	at Utah	Sept. 2, 2004
Terrence Murphy	7-150	Texas	Nov. 28, 2003
Terrence Murphy	8-156	at Missouri	Nov. 15, 2003
Tim Van Zant	5-102	Kansas	Nov. 1, 2003
Jamaar Taylor	5-145	Baylor	Oct. 11, 2003
Jamaar Taylor	6-110	Pittsburgh	Sept. 27, 2003
Tim Van Zant	7-102	at Virginia Tech	Sept. 18, 2003
Greg Porter	4-101	at Texas	Nov. 29, 2002
Terrence Murphy	5-128	Oklahoma	Nov. 9, 2002
Bethel Johnson	6-107	at Oklahoma St.	Nov. 2, 2002
Greg Porter	9-154	at Oklahoma St.	Nov. 2, 2002
Bethel Johnson	6-124	at Kansas	Oct. 19, 2002
Jamaar Taylor	5-131	at Kansas	Oct. 19, 2002
Jamaar Taylor	6-138	Texas Tech	Oct. 5, 2002
Jamaar Taylor	5-118	Louisiana Tech	Sept. 28, 2002
Terrence Murphy	10-146	at Colorado	Oct. 13, 2001
Jamaar Taylor	9-146	at Colorado	Oct. 13, 2001
Terrence Murphy	5-107	at Kansas St.	Oct. 20, 2001
Robert Ferguson	8-105	Oklahoma	Nov. 11, 2000

PLAYER	REC-YDS	OPP.	DATE
Robert Ferguson	11-119	at Oklahoma St.	Nov. 4, 2000
Bethel Johnson	8-101	Colorado	Oct. 7, 2000
Robert Ferguson	7-174	Wyoming	Sept. 9, 2000
Chris Taylor	4-143	Kansas	Oct. 16, 1999
Chris Taylor	6-177	Tulsa	Sept. 18, 1999
Bethel Johnson	4-106	vs Louisiana Tech	Sept. 4, 1999
Chris Cole	5-118	Oklahoma	Nov. 7, 1998
Chris Cole	6-174	North Texas	Sept. 26, 1998
Albert Connell	18-208	Colorado	Sept. 28, 1996
Albert Connell	9-166	North Texas	Sept. 21, 1996
Leeland McElroy	4-128	Tulsa	Sept. 16, 1995
Albert Connell	7-112	Middle Tenn. St.	Nov. 16, 1995
Albert Connell	5-110	at Texas Tech	Oct. 7, 1995
Chris Sanders	4-107	TCU	Nov. 19, 1994
Tony Harrison	4-125	at TCU	Nov. 20, 1993
Tony Harrison	7-105	at Rice	Oct. 23, 1993
Ryan Mathews	5-108	at TCU	Nov. 7, 1991
Tony Harrison	6-144	at TCU	Nov. 7, 1991
Tony Harrison	7-125	at Tulsa	Sept. 21, 1991
Shane Garrett	5-139	North Texas	Sept. 22, 1990
Shane Garrett	6-108	at Houston	Oct. 13, 1990
Gary Oliver	8-101	at Arkansas	Nov. 17, 1990
Percy Waddle	6-105	vs Pittsburgh	Dec. 30, 1989
Shane Garrett	2-147	SMU	Nov. 4, 1989
Percy Waddle	5-112	at TCU	Sept. 16, 1989
Rod Harris	9-103	at Oklahoma St.	Sept. 24, 1988
Rod Harris	5-119	at Texas	Nov. 21, 1987
Keith Woodside	5-134	at SMU	Nov. 1, 1986
Jeff Nelson	7-107	Texas	Nov. 28, 1985
Jeff Nelson	8-130	Tulsa	Sept. 28, 1985
Jimmy Teal	6-100	at Texas	Dec. 1, 1984
Jimmy Teal	6-173	at SMU	Nov. 3, 1984
Rich Siler	6-107	California	Sept. 3, 1983
Jimmy Teal	5-135	at Baylor	Oct. 15, 1983
Jimmie Williams	5-118	vs Oklahoma St.	Dec. 12, 1981
Mike Whitwell	7-154	at Rice	Oct. 24, 1981
Mike Whitwell	5-160	at Baylor	Oct. 17, 1981
Don Jones	2-123	Louisiana Tech	Sept. 26, 1981
Mike Whitwell	6-145	at Houston	Oct. 11, 1980
Gerald Carter	7-117	SMU	Nov. 3, 1979
Gerald Carter	6-104	vs BYU	Sept. 8, 1979
Russell Mikeska	6-102	at Arkansas	Nov. 18, 1978
Curtis Dickey	6-117	at Texas Tech	Sept. 24, 1977
Carl Roaches	7-156	at LSU	Sept. 22, 1973
Carl Roaches	5-103	TCU	Oct. 21, 1972
Hugh McElroy	5-180	at LSU	Sept. 19, 1970
Barney Harris	13-162	at SMU	Nov. 9, 1968
Ken McLean	13-250	Texas	Nov. 25, 1965
Jesse Burditt	6-125	Texas	Nov. 25, 1943

RECEIVING — SEASON

SEASON RECEIVING YARDS

#	PLAYER	REC.	YEAR
1	Mike Evans	1,394	2013
2	Ryan Swope	1,207	2011
3	Mike Evans	1,105	2012
4	Jeff Fuller	1,066	2010
5	Josh Reynolds	1,039	2016
6	Christian Kirk	1,009	2015
7	Christian Kirk	928	2016
8	Christian Kirk	919	2017
9	Ryan Swope	913	2012
10	Josh Reynolds	907	2015
11	Robert Ferguson	885	2000
12	Jhamon Ausbon	872	2019
	Albert Connell	872	1996
14	Ryan Tannehill	844	2008
15	Josh Reynolds	842	2014

#	PLAYER	REC.	YEAR
16	Ken McLean	835	1965
17	Jace Sternberger	832	2018
18	Jeff Fuller	828	2011
19	Ryan Swope	825	2010
20	Derel Walker	818	2013
21	Jason Carter	802	2005
22	Terrence Murphy	762	2003
23	Jamaar Taylor	760	2002
24	Barney Harris	745	1968
25	Mike Whitwell	731	1981
26	Terrence Murphy	721	2004
27	Bethel Johnson	718	2002
28	Rod Bernstine	710	1986
29	Uzoma Nwachukwu	708	2009
30	Damion Ratley	694	2017

#	PLAYER	REC.	YEAR
31	Greg Porter	669	2002
32	Chris Cole	667	1998
33	Malcome Kennedy	658	2013
34	Albert Connell	653	1995
35	Jeff Nelson	651	1985
36	Uzoma Nwachukwu	639	2011
37	Jimmy Teal	631	1984
38	Jeff Fuller	630	2008
39	Travis Labhart	626	2013
40	Quartney Davis	616	2019
41	Chad Schroeder	612	2006
42	Malcome Kennedy	611	2014
43	Ryan Tannehill	609	2009
44	Mike Whitwell	603	1980
	Keith Woodside	603	1986

SEASON TOUCHDOWNS

#	PLAYER	TDs	YEAR
1	Josh Reynolds	13	2014
2	Josh Reynolds	12	2016
	Mike Evans	12	2013
	Jeff Fuller	12	2010
5	Ryan Swope	11	2011
6	Jace Sternberger	10	2018
	Christian Kirk	10	2017
8	Christian Kirk	9	2016
	Jeff Fuller	9	2008
10	Travis Labhart	8	2013
	Ryan Swope	8	2012
	Bethel Johnson	8	2002
	Bob Long	8	1968
	Bob Long	8	1967
15	Quartney Davis	7	2018
	Christian Kirk	7	2015
	Malcome Kennedy	7	2013
	Uzoma Nwachukwu	7	2012
	Jeff Fuller	7	2009
	Albert Connell	7	1995

SEASON RECEPTIONS

#	PLAYER	REC.	YEAR
1	Ryan Swope	89	2011
2	Christian Kirk	83	2016
3	Mike Evans	82	2012
4	Christian Kirk	80	2015
5	Ryan Swope	72	2012
	Jeff Fuller	72	2010
	Ryan Swope	72	2010
8	Christian Kirk	71	2017
9	Jeff Fuller	70	2011
10	Mike Evans	69	2013
11	Jhamon Ausbon	66	2019
12	Rod Bernstine	65	1986
13	Josh Reynolds	61	2016
14	Malcome Kennedy	60	2013
	Ken McLean	60	1965
16	Robert Ferguson	58	2000

#	PLAYER	REC.	YEAR
17	Albert Connell	57	1996
18	Terrence Murphy	56	2004
19	Ryan Tannehill	55	2008
20	Quartney Davis	54	2019
	Jason Carter	54	2005
22	Malcome Kennedy	53	2014
23	Josh Reynolds	52	2014
	Keith Woodside	52	1986
25	Josh Reynolds	51	2015
	Travis Labhart	51	2013
	Derel Walker	51	2013
	Jeff Nelson	51	1985
29	Jhamon Ausbon	50	2017
	Uzoma Nwachukwu	50	2011
	Jeff Fuller	50	2008
32	Ricky Seals-Jones	49	2014

#	PLAYER	REC.	YEAR
	Martellus Bennett	49	2007
	Barney Harris	49	1968
35	Jace Sternberger	48	2018
	Greg Porter	48	2002
37	Ainias Smith	47	2021
38	Jalen Wydermyer	46	2020
	Speedy Noil	46	2014
	Ryan Tannehill	46	2009
41	Quartney Davis	45	2018
	Ricky Seals-Jones	45	2015
43	Terrence Murphy	44	2003
	Jamaar Taylor	44	2002
45	Ainias Smith	43	2020
	Howard Morrow	43	2009
	Jamie McCoy	43	2008

RECEPTIONS BY CLASS

CLASS	PLAYER	REC.	YEAR
Freshman	Mike Evans	82	2012
Sophomore	Christian Kirk	83	2016
Junior	Ryan Swope	89	2011
Senior	Ryan Swope	72	2012

MISCELLANEOUS

Most Yards Per Catch, Season

Brian Mitchell.....	27.3.....	(19-519).....	1991
---------------------	-----------	---------------	------

RECEIVING — CAREER

RECEIVING YARDS

#	PLAYER	YARDS	YEARS
1	Ryan Swope	3,117	2009-12
2	Jeff Fuller	3,092	2008-11
3	Christian Kirk	2,856	2015-17
4	Josh Reynolds	2,788	2014-16
5	Terrence Murphy	2,600	2001-04
6	Mike Evans	2,499	2012-13
7	Uzoma Nwachukwu	2,239	2009-12
8	Jhamon Ausbon	1,818	2017-20
9	Bethel Johnson	1,740	1999-02
10	Jamaar Taylor	1,705	2001-03
11	Ryan Tannehill	1,596	2008-11
12	Tony Harrison	1,576	1990-93
13	Malcome Kennedy	1,554	2011-14
14	Albert Connell	1,525	1995-96
15	Jalen Wydermyer	1,468	2019-21
16	Jason Carter	1,457	2002-05
17	Ricky Seals-Jones	1,442	2013-16
18	Shea Walker	1,411	1983-86
19	Rod Harris	1,395	1985-88
20	Mike Whitwell	1,372	1978-81
21	Chris Cole	1,363	1996-99
22	Ainias Smith	1,321	2019-
23	Chris Taylor	1,316	1997-00
24	Barney Harris	1,298	1967-69
	Bob Long	1,298	1966-68
26	Jimmy Teal	1,258	1982-84
27	Martellus Bennett	1,246	2005-07
28	Brian Mitchell	1,232	1991-94
29	Chad Schroeder	1,223	2003-06
30	Quartney Davis	1,201	2017-19

TOUCHDOWNS

#	PLAYER	TDs	YEARS
1	Jeff Fuller	34	2008-11
2	Josh Reynolds	30	2014-16
3	Christian Kirk	26	2015-17
4	Ryan Swope	24	2009-12
5	Uzoma Nwachukwu	19	2009-12
	Bob Long	19	1966-68
7	Mike Evans	17	2012-13
8	Jalen Wydermyer	16	2019-21
9	Ainias Smith	15	2019-
	Malcome Kennedy	15	2011-14
11	Tony Harrison	14	1990-93
12	Albert Connell	13	1995-96
13	Chad Schroeder	12	2003-06
14	Quartney Davis	11	2017-19
	Bethel Johnson	11	1999-02
	Jeff Nelson	11	1982-85
	Don Jones	11	1980-83
18	Jace Sternberger	10	2018
	Ricky Seals-Jones	10	2013-16
	Ryan Tannehill	10	2008-11
	Martellus Bennett	10	2005-07
	Terrence Murphy	10	2001-04
	Jamaar Taylor	10	2001-03
24	Speedy Noil	9	2014-16
	Jimmy Teal	9	1982-84
26	Jhamon Ausbon	8	2017-19
	Damion Ratley	8	2015-17
	Travis Labhart	8	2001-13
	Chris Cole	8	1996-99
	Rod Bernstine	8	1983-86
	Shea Walker	8	1983-86
	Homer May	8	1970-72

RECEPTIONS

#	PLAYER	REC.	YEARS
1	Ryan Swope	252	2009-12
2	Christian Kirk	234	2015-17
3	Jeff Fuller	233	2008-11
4	Terrence Murphy	172	2001-04
5	Josh Reynolds	164	2013-16
6	Uzoma Nwachukwu	152	2009-12
7	Mike Evans	151	2012-13
8	Malcome Kennedy	150	2011-14
9	Jhamon Ausbon	147	2017-
10	Ricky Seals-Jones	123	2013-16
11	Jalen Wydermyer	118	2019-21
12	Bethel Johnson	117	1999-02
13	Ainias Smith	112	2019-
	Ryan Tannehill	112	2008-11
15	Keith Woodside	110	1983-87
16	Jamaar Taylor	108	2001-03
17	Martellus Bennett	105	2005-07
	Rod Bernstine	105	1983-86
19	Cyrus Gray	103	2008-11
20	Jason Carter	102	2002-05
21	Quartney Davis	99	2017-19
22	Albert Connell	98	1995-96
	Shea Walker	98	1983-86
24	Tony Harrison	92	1990-93
25	Barney Harris	91	1967-69
26	Mike Goodson	90	2006-08
27	Speedy Noil	88	2014-16
28	Rod Harris	87	1985-88
29	Richard Osborne	86	1972-75
30	Chris Cole	85	1996-99

OTHER RECEIVING RECORDS

Most Yards Per Catch, Career

Mike Whitwell.....	22.5....	61 for 1,372.....	1978-81
--------------------	----------	-------------------	---------

SCORING

GAME					
#	PLAYER	TD	PTS.	OPPONENT	DATE
1	Jelly Woodman	7*	44*	New Mexico	Oct. 16, 1926
2	Jorvorskie Lane	4	26	Fresno State	Sept. 8, 2007
3	Preston Smith	4	25	Ellington Field	Sept. 22, 1945
4	Mike Evans	4	24	Auburn	Oct. 19, 2013
	Ryan Swope	4	24	Baylor	Oct. 15, 2011
	Cyrus Gray	4	24	at Baylor	Nov. 13, 2010
	Uzoma Nwachukwu	4	24	Utah State	Sept. 19, 2009
	Jorvorskie Lane	4	24	Nebraska	Oct. 20, 2007
	Jorvorskie Lane	4	24	Louisiana-Lafayette	Sept. 9, 2006
	Leeland McElroy	4	24	Tulsa	Sept. 16, 1995

* SWC record

SEASON						
#	PLAYER	YEAR	TD	PAT	FG	TP
1	Randy Bullock	2011	0	55	29	142
2	Joel Hunt	1927	19	n/a	n/a	128
3	Johnny Manziel	2012	21	0	0	126
4	Trayveon Williams	2018	19	0	0	114
	Jorvorskie Lane	2006	19	0	0	114
	Darren Lewis	1990	19	0	0	114
7	D'Andre Hardeman	1996	18	0	0	108
8	Taylor Bertolet	2015	0	38	22	106
	Taylor Bertolet	2012	0	67	13	106
10	Daniel LaCamera	2017	0	51	18	105
	Daniel LaCamera	2016	0	54	17	105
12	Jorvorskie Lane	2007	17	2	0	104
13	Seth Small	2021	0	37	22	103
14	Kyle Bryant	1997	0	48	18	102
	Greg Hill	1992	17	0	0	102
	George Woodard	1976	17	0	0	102
17	Seth Small	2019	0	46	18	100
	Seth Small	2018	0	40	20	100
19	Scott Slater	1986	0	37	21	100
20	Josh Lambo	2014	0	59	13	98
	Randy Bullock	2010	0	50	16	98
22	Leeland McElroy	1995	16	0	0	96
	Rodney Thomas	1994	16	0	0	96
24	Cyrus Gray	2011	15	0	0	90
	Terry Venetoulis	1993	0	51	13	90

CAREER						
#	PLAYER	YEARS	TD	PAT	FG	TP
1	Seth Small	2018-21	0	164	71	377
2	Randy Bullock	2008-11	0	176	63	365
3	Kyle Bryant	1994-97	0	145	60	325
4	Todd Pegram	2002-05	0	141	56	309
5	Jorvorskie Lane	2005-08	50	2	0	302
6	Tony Franklin	1975-78	0	123	56	291
7	Rodney Thomas	1991-94	45	0	0	270
	Darren Lewis	1987-90	45	0	0	270
9	Terry Venetoulis	1990-93	0	139	42	265
10	Leeland McElroy	1993-95	40	0	0	240
11	Taylor Bertolet	2012-15	0	128	37	239
12	Daniel LaCamera	2016-18	0	119	38	233
13	Cyrus Gray	2008-11	38	0	0	228
14	Joel Hunt	1925-27	30	29	5	224
15	Scott Slater	1985-88	0	96	42	222

SEASON-KICKER ONLY					
#	PLAYER	YEAR	PAT	FG	TP
1	Randy Bullock	2011	55	29	142
2	Taylor Bertolet	2015	38	22	106
	Taylor Bertolet	2012	67	13	106
4	Daniel LaCamera	2017	51	18	105
	Daniel LaCamera	2016	54	17	105
6	Seth Small	2021	37	22	103
7	Kyle Bryant	1997	48	18	102
8	Seth Small	2019	46	18	100
	Seth Small	2018	40	20	100
	Scott Slater	1986	37	21	100
11	Josh Lambo	2014	59	13	98
	Randy Bullock	2010	50	16	98
13	Terry Venetoulis	1993	51	13	90
14	Kyle Bryant	1996	35	18	89
15	Terry Venetoulis	1991	49	13	88

CAREER-KICKER ONLY					
#	PLAYER	YEARS	PAT	FG	TP
1	Seth Small	2018-21	164	71	377
2	Randy Bullock	2008-11	176	63	365
3	Kyle Bryant	1994-97	145	60	325
4	Todd Pegram	2002-05	141	56	309
5	Tony Franklin	1976-79	123	56	291
6	Terry Venetoulis	1990-93	139	42	265
7	Taylor Bertolet	2012-15	128	37	239
8	Daniel LaCamera	2016-18	119	38	233
9	Scott Slater	1985-88	96	42	222
10	David Hardy	1979-82	90	43	219

OTHER SCORING RECORDS

20 Rush, 20 Pass Touchdowns, Season

Johnny Manziel.....21 Rush, 26 Pass2012



SPECIAL TEAMS RECORDS

FIELD GOALS

LONGEST

#	PLAYER	YDS	OPPONENT	DATE
1	Tony Franklin	65	Baylor	Oct. 16, 1976
2	Tony Franklin	64	Baylor	Oct. 16, 1976
3	Terence Kitchens	62	Southern Miss	Sept. 25, 1999
	Tony Franklin	62	vs Florida	Jan. 2, 1977
5	Kyle Bryant	61	Southern Miss	Sept. 24, 1994
6	Layne Talbot	59	Baylor	Oct. 20, 1990
	Alan Smith	59	Arkansas State	Sept. 17, 1983
	Tony Franklin	59	at Rice	Nov. 15, 1975
9	Alan Smith	57	Arkansas State	Sept. 17, 1983
	David Hardy	57	UTA	Sept. 18, 1982
	Tony Franklin	57	at Texas	Nov. 25, 1976
	Randy Haddox	57	Arkansas	Nov. 02, 1974

GAME

#	PLAYER	NO.	OPPONENT	DATE
1	Taylor Bertlot	6	at Vanderbilt	Nov. 20, 2015
	Alan Smith	6	Arkansas State	Sept. 17, 1983
3	Daniel LaCamera	5	at Auburn	Sept. 17, 2016
	Todd Pegram	5	Colorado	Oct. 23, 2004
	Tony Franklin	5	Rice	Oct. 23, 1976
6	Seth Small	4	Auburn	Nov. 6, 2021
	Seth Small	4	at South Carolina	Oct. 13, 2018
	Daniel LaCamera	4	at Florida	Oct. 14, 2017
	Randy Bullock	4	vs Northwestern	Dec. 31, 2011
	Randy Bullock	4	Texas	Nov. 24, 2011
	Randy Bullock	4	at Iowa State	Oct. 22, 2011
	Todd Pegram	4	Arkansas State	Aug. 30, 2003
	Terence Kitchens	4	at Texas Tech	Oct. 2, 1999
	Kyle Bryant	4	Oklahoma	Nov. 16, 1996
	Scott Slater	4	at TCU	Nov. 21, 1987
	Scott Slater	4	at Houston	Oct. 11, 1986
	David Hardy	4	UTA	Sept. 18, 1982

OTHER GAME RECORDS

Most FG over 40 Yards
 Alan Smith.....5 vs. Arkansas St.....Sept. 17, 1983

Most FG over 60 Yards
 Tony Franklin2 vs. Baylor Oct. 16, 1976

SEASON MADE

#	PLAYER	FG-ATT.	PCT.	YEAR
1	Randy Bullock	29-33	.879	2011
2	Seth Small	22-27	.815	2021
	Taylor Bertlot	22-31	.710	2015
4	Scott Slater	21-27	.778	1986
5	Seth Small	20-28	.714	2018
6	Seth Small	18-23	.783	2019
	Daniel LaCamera	18-21	.857	2017
	Kyle Bryant	18-22	.818	1997
	Kyle Bryant	18-23	.783	1996
	Alan Smith	18-26	.692	1983
11	Daniel LaCamera	17-24	.708	2016
	Todd Pegram	17-22	.773	2003
	Kyle Bryant	17-25	.680	1994
	Tony Franklin	17-26	.654	1976
15	Randy Bullock	16-21	.762	2010
	Russell Bynum	16-20	.800	1998
	Terry Venetoulis	16-23	.696	1992
	David Hardy	16-22	.727	1982
	Tony Franklin	16-28	.571	1977
20	Matt Szymanski	15-25	.600	2007
	Todd Pegram	15-19	.789	2005
	Terence Kitchens	15-18	.833	2000
	Terence Kitchens	15-23	.652	1999
	Scott Slater	15-22	.682	1987
	Eric Franklin	15-27	.556	1985

SEASON PERCENTAGE

(min. 12 FGM)

#	PLAYER	FG-ATT.	PCT.	YEAR
1	Todd Pegram	12-13	.923	2004
2	Randy Bullock	29-33	.879	2011
3	Josh Lambo	13-15	.867	2014
4	Daniel LaCamera	18-21	.857	2017
5	Terence Kitchens	15-18	.833	2000
6	Kyle Bryant	18-22	.818	1997
7	Seth Small	22-27	.815	2021
8	Russell Bynum	16-20	.800	1998
	Layne Newmann	12-15	.800	2006
10	Todd Pegram	15-19	.789	2005
11	Seth Small	18-23	.783	2019
	Kyle Bryant	18-23	.783	1996
13	Scott Slater	21-27	.778	1986
14	Todd Pegram	17-22	.773	2003
15	Randy Bullock	16-21	.762	2010
16	David Hardy	16-22	.727	1982
17	Terry Venetoulis	13-18	.722	1991
18	Seth Small	20-28	.714	2018
19	Taylor Bertlot	22-31	.710	2015
20	Daniel LaCamera	17-24	.708	2016

OTHER SEASON RECORDS

Best Pct., under 40 Yards	Seth Small	1.000	14-14	2021
Best Pct., over 40 Yards	Randy Bullock	.813	13-16	2011
Most FG Att. over 60 Yards	Tony Franklin	2		1976
Most FG Made over 60 Yards	Tony Franklin	2		1976

CAREER MADE

#	PLAYER	FG-ATT.	PCT.	YEARS
1	Seth Small	71-91	.780	2018-21
2	Randy Bullock	63-80	.788	2008-11
3	Kyle Bryant	60-85	.706	1994-97
4	Todd Pegram	56-75	.747	2002-05
	Tony Franklin	56-101	.554	1975-78
6	David Hardy	43-63	.683	1979-82
7	Terry Venetoulis	42-60	.700	1990-93
	Scott Slater	42-61	.689	1986-88
9	Daniel LaCamera	38-50	.760	2015-18
10	Taylor Bertlot	37-56	.661	2012-15
11	Alan Smith	32-51	.627	1980-84
12	Terence Kitchens	30-41	.732	1998-00
13	Josh Lambo	21-25	.840	2012-14
	Layne Talbot	21-32	.656	1987-90
15	Eric Franklin	20-32	.625	1984-86
	Pat McDermott	20-38	.526	1970-72

CAREER PERCENTAGE

(min. 20 FGM)

#	PLAYER	FG-ATT.	PCT.	YEAR
1	Josh Lambo	21-25	.840	2012-14
2	Randy Bullock	63-80	.788	2008-11
3	Seth Small	71-91	.780	2018-21
4	Daniel LaCamera	38-50	.760	2015-18
5	Todd Pegram	56-75	.747	2002-05
6	Terence Kitchens	30-41	.732	1998-00
7	Kyle Bryant	60-85	.706	1994-97
8	Terry Venetoulis	42-60	.700	1990-93
9	Scott Slater	42-61	.689	1985-88
10	David Hardy	43-63	.683	1979-82

OTHER CAREER RECORDS

Best Pct., under 40 Yards
 Josh Lambo91321-23.....2012-14

Best Pct., over 40 Yards
 Randy Bullock..... .66720-30.....2008-11

Most FG att. over 60 Yards
 Tony Franklin111976-79

Most FG made over 60 Yards
 Tony Franklin31976-79

Most FG att. over 50 Yards
 Tony Franklin381976-79

Most FG made over 50 Yards
 Tony Franklin161976-79

EXTRA POINTS

GAME

#	PLAYER	NO.	OPPONENT	DATE
1	Josh Lambo	10	Lamar	Sept. 6, 2014
	Todd Pegram	10	Baylor	Oct. 11, 2003
	Terry Venetoulis	10	Missouri	Sept. 18, 1993
4	Taylor Bertolet	9	S. Carolina St.	Sept. 22, 2012
	Kyle Bryant	9	Southwestern La.	Sept. 20, 1997
	Kyle Bryant	9	Louisiana Tech	Oct. 5, 1996
	Terry Venetoulis	9	SMU	Nov. 23, 1991
	Layne Talbot	9	Southwestern La.	Sept. 15, 1990
	Layne Talbot	9	SMU	Nov. 4, 1989
	Scott Slater	9	TCU	Nov. 22, 1986
11	Daniel LaCamera	8	Northwestern St.	Aug. 30, 2018
	Daniel LaCamera	8	Prairie View	Sept. 10, 2016
	Josh Lambo	8	Vanderbilt	Oct. 26, 2013
	Taylor Bertolet	8	Auburn	Oct. 27, 2012
	Taylor Bertolet	8	Missouri	Nov. 24, 2012
	Randy Bullock	8	Kansas	Nov. 19, 2011
	Randy Bullock	8	UAB	Sept. 26, 2009
	Todd Pegram	8	Oklahoma State	Oct. 15, 2005
	Terence Kitchens	8	Tulsa	Sept. 18, 1999
	Kyle Bryant	8	Iowa State	Oct. 11, 1997
	Kyle Bryant	8	Sam Houston St.	Sept. 6, 1997
	Tony Franklin	8	TCU	Nov. 20, 1976

SEASON

#	PLAYER	YEAR	PAT-ATT.
1	Taylor Bertolet	2012	67-74
2	Josh Lambo	2014	59-59
3	Randy Bullock	2011	55-57
4	Daniel LaCamera	2016	54-54
5	Daniel LaCamera	2017	51-52
	Randy Bullock	2009	51-51
	Terry Venetoulis	1993	51-51
8	Randy Bullock	2010	50-50
	Josh Lambo	2013	50-51
	Layne Talbot	1990	50-51
11	Terry Venetoulis	1991	49-50
12	Kyle Bryant	1997	48-48
13	Seth Small	2019	46-46
14	Todd Pegram	2005	41-41
	Seth Small	2020	41-42
16	Seth Small	2018	40-40
17	Matt Szymanski	2007	39-40
	Terry Venetoulis	1992	39-43
19	Taylor Bertolet	2015	38-38
	Layne Talbot	1989	38-38
	Tony Franklin	1977	38-38

CAREER

#	PLAYER	YEARS	PAT-ATT.
1	Randy Bullock	2008-11	176-179
2	Seth Small	2018-21	164-165
3	Kyle Bryant	1994-97	145-152
4	Todd Pegram	2002-05	141-150
5	Terry Venetoulis	1990-93	139-144
6	Taylor Bertolet	2012-15	128-138
7	Tony Franklin	1975-78	123-132
8	Daniel LaCamera	2015-18	119-120
9	Josh Lambo	2013-14	109-110
10	Scott Slater	1986-88	96-99
11	David Hardy	1979-82	90-99
12	Layne Talbot	1987-90	88-89
13	Taylor Bertolet	2012-15	67-74
14	Terence Kitchens	1998-00	65-67
15	Darrow Hooper	1950-52	62-83

PUNT RETURNS

LONGEST

#	PLAYER	YARDS	OPPONENT	DATE
1	Bob Goode	98	Ellington Field	Sept. 22, 1945
2	Dustin Harris	96	South Carolina St.	Sept. 22, 2012
3	Ainias Smith	95	South Carolina	Oct. 23, 2021
4	Christian Kirk	93	at Mississippi State	Nov. 5, 2016
	Charlie Royalty	93	at Villanova	Sept. 18, 1948
6	Christian Kirk	90	New Mexico	Nov. 11, 2017
7	Carl Roaches	84	Rice	Nov. 18, 1972
8	Christian Kirk	79	vs Arizona State	Sept. 5, 2015
9	Aaron Glenn	76	Missouri	Sept. 18, 1993
10	Preston Smith	74	at Arkansas	Nov. 3, 1945
11	Christian Kirk	73	New Mexico State	Oct. 29, 2016
	Nick Harvey	73	Prairie View	Sept. 10, 2016
	Kevin Smith	73	Texas	Nov. 28, 1991
14	Dustin Harris	72	Kansas	Nov. 24, 2011
	Marion Flanagan	72	at Oklahoma	Oct. 5, 1946
	Dick Todd	72	SMU	Nov. 6, 1937
17	Kevin Smith	71	at Rice	Nov. 2, 1991
	Carl Roaches	71	SMU	Nov. 10, 1973
	Barney Welch	71	at Texas	Nov. 26, 1942
20	Christian Kirk	70	New Mexico State	Oct. 29, 2016
	Danté Hall	70	Iowa State	Oct. 11, 1997

SINGLE GAME YARDS

#	PLAYER	RT-YDS	OPPONENT	DATE
1	Dustin Harris	8-246	South Carolina St.	Sept. 22, 2012
2	Dustin Harris	3-162	Kansas	Nov. 19, 2011
3	Christian Kirk	2-143	New Mexico State	Oct. 29, 2016
4	Aaron Glenn	3-131	Missouri	Sept. 18, 1993
5	Rod Harris	8-123	Louisiana Tech	Oct. 31, 1987
6	Billy Mitchell	8-116	at Houston	Oct. 8, 1994
7	Billy Cannon	4-110	Arkansas State	Sept. 17, 1983
8	Rod Harris	7-108	Arkansas	Nov. 14, 1993
9	Roshauud Paul	4-107	Lamar	Sept. 14, 1919
10	Danté Hall	6-102	Oklahoma	Nov. 16, 1996

SEASON YARDS

#	PLAYER	RT - YDS	AVG.	YEAR
1	Danté Hall	43 - 573	13.3	1996
2	Marion Flanagan	49 - 475	9.7	1943
3	Dustin Harris	34 - 432	12.7	2012
4	Dick Todd	28 - 426	15.2	1937
5	Dick Todd	32 - 403	12.6	1938
6	Rod Harris	37 - 391	10.6	1987
7	Yale Lary	24 - 388	16.2	1951
8	Rod Harris	42 - 345	8.2	1986
9	Christian Kirk	14 - 341	24.4	2015
10	Aaron Glenn	17 - 339	19.9	1993
11	Dustin Harris	18 - 335	18.6	2011
12	Jimmie Hawkins	39 - 331	8.5	1985
13	Dick Todd	31 - 318	10.3	1936
	David Scott	46 - 318	6.9	1979
15	Derrick Frazier	29 - 301	10.4	1992
16	Jimmie Hawkins	33 - 298	9.0	1984
17	Carl Roaches	38 - 287	7.5	1972
18	Chris Taylor	32 - 285	7.7	1998
19	Christian Kirk	13 - 282	21.7	2016
20	Ray Mickens	24 - 281	11.7	1995

CAREER YARDS

#	PLAYER	RT - YDS	AVG.	YEARS
1	Dick Todd	91-1147	12.6	1936-38
2	Dustin Harris	76-985	13.0	2009-12
3	Rod Harris	116-971	8.4	1985-88
4	Danté Hall	78-943	12.1	1996-99
5	Carl Roaches	115-924	8.0	1972-75
6	Christian Kirk	37-814	22.0	2015-17
7	Jimmie Hawkins	87-750	8.6	1982-85
8	Billy Cannon	86-649	7.6	1980-83
9	Yale Lary	33-597	18.1	1949-51
10	Chris Taylor	76-581	7.6	1997-00
11	Ainias Smith	54-524	9.7	2019-19
12	David Scott	79-439	9.3	1979-80
13	Roshauud Paul	34-353	10.4	2017-19
14	Ray Mickens	29-348	12.0	1992-95
15	Dave Elmendorf	37-345	4.4	1968-70

YARDAGE RECORDS BY CLASS

CLASS	PLAYER	YARDS	YEAR
Freshman	Danté Hall	573	1996
Sophomore	Marion Flanagan	475	1943
Junior	Dick Todd	426	1937
Senior	Dustin Harris	434	2012

OTHER PUNT RETURN RECORDS

Single Game Returns	Carl Roaches	10	Sept. 20, 1975
Season Returns	Marion Flanagan	49	1943
Career Returns	Rod Harris	116	1985-88
Highest Career Average	Christian Kirk	22.0	2015-17
		37 ret. for 814 yards	
Season Returns For TDs	Christian Kirk	3	2015
Career Returns for TDs	Christian Kirk	6	2015-17

KICKOFF RETURNS

LONGEST RETURNS

#	PLAYER	YDS	OPPONENT	DATE
1	Jashaun Corbin	100	vs Arkansas	Sept. 29, 2018
	Christian Kirk	100	vs Arkansas	Sept. 23, 2017
	Coryell Judie	100	Oklahoma	Nov. 6, 2010
	Sirr Parker	100	at Texas	Nov. 29, 1996
	Leeland McElroy	100	Southern Miss	Sept. 24, 1994
	Leeland McElroy	100	Texas	Nov. 25, 1993
	Carl Roaches	100	Boston College	Sept. 29, 1973
	Dan McIlhany	100	Texas Tech	Oct. 6, 1962
	Bob Smith	100	vs Georgia	Dec. 8, 1950
10	Cyrus Gray	99	at Colorado	Nov. 7, 2009
	Kerry Franks	99	Texas Tech	Sept. 30, 2006
12	Cyrus Gray	98	Oklahoma	Nov. 8, 2008
13	Trey Williams	97	Mississippi State	Nov. 9, 2013
	Joel Hunt	97	Arkansas	Oct. 15, 1927
	Carl Roaches	97	at LSU	Sept. 23, 1972
16	Devon Achane	96	Alabama	Oct. 9, 2021
17	Billy Mitchell	95	at Houston	Nov. 12, 1992
18	Hugh McElroy	94	at Nebraska	Sept. 25, 1971
19	Leeland McElroy	93	at Rice	Oct. 23, 1993
20	Larry Horton	92	LSU	Sept. 2, 1989

SINGLE GAME YARDS

#	PLAYER	YDS	OPPONENT	DATE
1	Cyrus Gray	261	Oklahoma	Nov. 8, 2008
2	Coryell Judie	197	vs. LSU	Jan. 7, 2011
3	Carl Roaches	193	Boston College	Sept. 29, 1973
4	Cyrus Gray	181	at Colorado	Nov. 7, 2009
	Leeland McElroy	181	at Rice	Oct. 23, 1993
6	Ryan Swope	180	Texas	Nov. 26, 2009
7	Trey Williams	161	Mississippi State	Nov. 9, 2013
8	Cyrus Gray	157	vs Georgia	Dec. 28, 2009
	Cyrus Gray	157	Texas Tech	Oct. 18, 2008
10	Hugh McElroy	156	at Nebraska	Sept. 25, 1971

SEASON YARDS

#	PLAYER	RET-YDS	AVG.	YEAR
1	Cyrus Gray	49 - 1,169	23.9	2008
2	Trey Williams	28 - 706	25.2	2013
3	Speedy Noil	27 - 645	23.9	2014
4	Kerry Franks	25 - 644	25.8	2007
5	Cyrus Gray	27 - 642	23.8	2009
6	Terrence Murphy	23 - 626	27.2	2003
7	Coryell Judie	20 - 605	30.2	2010
8	Leeland McElroy	15 - 590	39.3	1993
9	Trey Williams	25 - 557	22.3	2012
10	Christian Kirk	22 - 490	22.3	2017

CAREER YARDS

#	PLAYER	RET-YDS	AVG.	YEARS
1	Cyrus Gray	99 - 2,349	23.7	2008-11
2	Trey Williams	70 - 1,684	24.1	2012-14
3	Rod Harris	59 - 1,209	20.5	1985-88
4	Kerry Franks	46 - 1,169	25.4	2004-07
5	Leeland McElroy	30 - 1,099	36.6	1993-95
6	Carl Roaches	43 - 1,087	25.3	1972-75
7	Christian Kirk	48 - 1,048	21.8	2015-17
8	Speedy Noil	43 - 990	23.0	2014-16
9	Jason Carter	48 - 977	20.4	2002-05
10	Coryell Judie	28 - 806	28.8	2010-11

OTHER KICKOFF RETURN RECORDS

Most Returns, Game	Cyrus Gray	8 vs. Georgia	Dec. 28, 2009
Most Returns, Season	Cyrus Gray	76	2009
Most Returns, Career	Cyrus Gray	99	2008-11
Highest Return Average, Season	Leeland McElroy	39.3	1993
Highest Return Average, Career	Leeland McElroy	36.6	1993-95
Season Returns for Touchdowns	Leeland McElroy	3	1993
Career Returns for Touchdowns	Leeland McElroy	4	1993-95

YARDAGE RECORDS BY CLASS

CLASS	PLAYER	YARDS	YEAR
Freshman	Cyrus Gray	1,169	2008
Sophomore	Trey Williams	706	2013
Junior	Terrence Murphy	626	2003
Senior	Kerry Franks	644	2007

PUNTING

SEASON AVERAGE

(min. two punts per game)

#	PLAYER	NO-YDS	AVG.	YEAR
1	Braden Mann	50 - 2,549	51.0	2018
2	Drew Kaser	60 - 2,848	47.5	2015
3	Drew Kaser	44 - 2,085	47.4	2013
4	Braden Mann	57 - 2,686	47.1	2019
5	Shane Lechler	56 - 2,631	47.0	1997
6	Shane Lechler	60 - 2,787	46.5	1999
7	Nik Constantinou	52 - 2,377	45.7	2021
	Justin Brantly	51 - 2,331	45.7	2008
9	Shane Tripucka	83 - 3,776	45.5	2017
10	Justin Brantly	50 - 2,215	44.3	2006
11	Justin Brantly	56 - 2,475	44.2	2007
12	Drew Kaser	62 - 2,737	44.1	2014
13	David Davis	70 - 3,067	43.8	1992
14	Cody Scates	67 - 2,931	43.7	2002
15	Shane Lechler	80 - 3,485	43.6	1998

SEASON NET AVERAGE

(min. two punts per game)

#	PLAYER	NET	AVG.	YEAR
1	Braden Mann	44.7	51.0	2018
2	Nik Constantinou	43.1	45.7	2021
	Shane Lechler	42.7	46.5	1999
3	Justin Brantly	42.3	44.2	2007
4	Shane Tripucka	41.8	42.9	2016
5	Shane Lechler	41.5	47.0	1997
6	Shane Tripucka	41.5	45.5	2017
7	Drew Kaser	40.7	47.4	2013
8	Drew Kaser	40.6	44.1	2014
9	Drew Kaser	40.5	47.5	2015

CAREER AVERAGE

(min. 100 punts)

#	PLAYER	NO-YARDS	AVG.	YEARS
1	Braden Mann	109 - 5,328	48.9	2016-19
2	Drew Kaser	168 - 7,761	46.2	2011-15
3	Shane Lechler	268 - 11,977	44.7	1996-99
4	Justin Brantly	203 - 9,010	44.4	2005-08
5	Shane Tripucka	154 - 6,826	44.3	2013-17
6	Todd Tschantz	106 - 4,498	42.4	1984-86
7	Phil Scoggin	161 - 6,739	41.9	1964-65
8	David Davis	122 - 5,102	41.8	1991-92
9	Steve O'Neal	212 - 8,854	41.8	1966-68
10	Cody Scates	202 - 8,397	41.6	2000-03

CAREER NET AVERAGE

(min. 100 punts)

#	PLAYER	NET	AVG.	YEARS
1	Braden Mann	42.7	48.9	2016-19
2	Shane Tripucka	41.8	44.3	2013-17
3	Shane Lechler	40.6	44.7	1996-99
4	Drew Kaser	40.5	46.2	2011-15
5	Todd Tschantz	39.9	42.4	1984-86
6	David Davis	38.2	41.8	1991-92
7	Kyle Stuard	37.9	41.3	1980-83
8	Steve O'Neal	37.6	41.8	1966-68
9	Justin Brantly	37.5	44.4	2005-08
10	Sean Terry	37.4	40.6	1992-95

LONGEST

#	PLAYER	YDS	OPPONENT	DATE
1	Bobby Goff	86	vs Texas Tech	Sept. 30, 1944
2	Wilbert Randow	85	Texas	Nov. 30, 1933
3	Braden Mann	82	Kentucky	Oct. 6, 2018
4	Kyle Stuard	81	Louisiana Tech	Sept. 26, 1981
5	Justin Brantly	80	at Colorado	Oct. 8, 2005
	Todd Tschantz	80	at Rice	Oct. 26, 1985
7	Drew Kaser	76	Rice	Aug. 31, 2013
	Shane Lechler	76	at Iowa State	Oct. 12, 1996
	Sean Terry	76	at Colorado	Sept. 23, 1995
10	David Davis	75	Tulsa	Sept. 12, 1992

OTHER PUNTING RECORDS

Most Punts, Single Game	Bob Goode	17 vs. SMU	Nov. 10, 1945
Most Punts, Season	Phil Scoggin	88	1965
Most Punts, Career	Shane Lechler	268	1996-99
Most Yards, Season	Phil Scoggin	3,833	1965
Most Yards, Career	Shane Lechler	11,977	1996-99
Consecutive Punts Without a Block	Shane Lechler	268	1996-99
Single Game Average (min. 5 punts)	Braden Mann	60.8 at Alabama (5 for 304 yards)	Sept. 22, 2018
		<i>NCAA Record</i>	

DEFENSIVE RECORDS

TACKLES

GAME				
#	PLAYER	TKL	OPP	DATE
1	Larry Horton	24	Baylor	Oct. 20, 1990
	Larry Kelm	24	SMU	Nov. 2, 1985
3	Johnny Holland	22	vs Alabama	Sept. 14, 1985
	Jacob Green	22	at Baylor	Sept. 15, 1979
5	Johnny Holland	20	So. Miss	Sept. 27, 1986
	Dat Nguyen	20	at Kansas St.	Oct. 18, 1997
	Dat Nguyen	20	vs UCLA	Jan. 1, 1998
	Armani Watts	20	at Ole Miss	Oct. 24, 2015
9	Four players	19		

SEASON			
#	PLAYER	TACKLES	YEAR
1	Doug Carr	157	1978
2	Johnny Holland	155	1984
3	Larry Kelm	152	1986
4	Grady Hoermann	151	1971
5	Johnny Holland	150	1985

CAREER			
#	PLAYER	TACKLES	YEARS
1	Dat Nguyen	517	1995-98
2	Johnny Holland	455	1983-86
3	Mike Little	448	1978-81
4	Ed Simonini	425	1972-75
5	Ray Childress	360	1981-84

TOTAL TACKLES BY CLASS			
CLASS	PLAYER	NO.	YEAR
Freshman	Ed Simonini	98	1972
Sophomore	Doug Carr	157	1978
Junior	Grady Hoermann	151	1971
Senior	Larry Kelm	152	1986

QB SACKS

GAME				
#	PLAYER	SACKS	OPP	DATE
1	Alex Morris	5	Houston	Oct. 10, 1987
2	Myles Garrett	4.5	UTSA	Nov. 19, 2016
3	Daeshon Hall	4	vs Arizona St.	Sept. 5, 2015
	John Roper	4	Arkansas	Nov. 14, 1987
	John Roper	4	La. Tech	Oct. 31, 1987
	Ray Childress	4	Arkansas	Nov. 12, 1983
	Jacob Green	4	at Baylor	Sept. 15, 1979

SEASON			
#	PLAYER	SACKS	YEAR
1	Jacob Green	20	1979
2	Von Miller	17	2009
3	John Roper	15	1988
	John Roper	15	1987
	Ray Childress	15	1983
6	Keith Mitchell	14.5	1996
	Aaron Wallace	14.5	1988
8	Keith Mitchell	13	1995
	Marcus Buckley	13	1991
	William Thomas	13	1990
	Jacob Green	13	1978
12	Myles Garrett	12.5	2015
	Damontre Moore	12.5	2012
14	Marcus Buckley	12	1992

CAREER			
#	PLAYER	SACKS	YEARS
1	Aaron Wallace	42	1986-89
2	Jacob Green	37	1977-79
3	John Roper	36	1985-88
4	Keith Mitchell	34	1993-96
5	Von Miller	33	2007-10
6	Myles Garrett	31	2014-16
7	Marcus Buckley	29	1990-92
8	Damontre Moore	26.5	2010-12
9	Ray Childress	25	1981-84
10	Roylin Bradley	24	1997-00

PASSES BROKEN UP

SEASON			
#	PLAYER	PBUS	YEARS
1	Aaron Glenn	20	1992
2	Charles Oliver	15	2019
	Sean Weston	15	2000
4	Terrence Frederick	13	2011
	Byron Jones	13	2003
	James Flowers	13	1986
	Derrick Frazier	13	1991
	Aaron Glenn	13	1993
	Ray Mickens	13	1993

CAREER			
#	PLAYER	PBUS	YEARS
1	Sean Weston	36	2000-03
	Derrick Frazier	36	1989-92
3	Charles Oliver	34	2016-19
4	Aaron Glenn	33	1992-93
5	Byron Jones	32	2001-04
	Kevin Smith	32	1988-92
7	Terrence Frederick	30	2008-11
8	Dustin Harris	29	2009-12
	Sammy Davis	29	1999-02
10	Myles Jones	28	2017
	Ray Mickens	28	1992-95

MISCELLANEOUS

Career Fumbles Forced	12	Jacob Green	1977-78
Season Fumbles Forced	6	Jacob Green	1978
	6	Aaron Wallace	1987
	6	Dat Nguyen	1996
Career Fumbles Recovered	10	Marcus Buckley	1990-92
Season Fumbles Recovered	5	Lester Hayes	1975
	5	Domingo Bryant	1985
Career Quarterback Pressures	48	Aaron Wallace	1986-89
Season Quarterback Pressures	30	William Thomas	1990
*Career Tackles for Losses	32	John Roper	1985-88
*Season Tackles for Losses	14	Edward Jasper	1995

* sacks not included

INTERCEPTIONS

SINGLE GAME				
PLAYER	INT	OPPONENT	DATE	
Joe Boring	4	Arkansas	Nov. 1, 1952	

LONGEST RETURNS				
#	PLAYER	YDS	OPPONENT	DATE
1	Bill Hobbs	100	at TCU	Oct. 21, 1967
2	Cullen Rogers	99	Arkansas	Oct. 31, 1942
3	Aaron Glenn	95	at Texas	Nov. 26, 1992
4	Bill Conatser	92	at TCU	Oct. 21, 1939
	J.V. Sikes	92	at Texas	Nov. 27, 1925
6	Derace Moser	90	at NYU	Oct. 11, 1941
7	Ramsey Bradberry	89	SMU	Nov. 4, 1989
8	Leon O'Neal Jr.	85	Kent State	Sept. 4, 2021
9	Dustin Harris	83	at Kansas	Oct. 23, 2010
10	Ross Brupbacher	80	at Tulane	Sept. 28, 1968

SEASON			
#	PLAYER	YEAR	INT
1	Bill Sibley	1941	10
2	Kevin Smith	1989	9
3	Lester Hayes	1976	8
	Joe Boring	1952	8
5	Kevin Smith	1990	7
	Bill Hobbs	1967	7
7	Lester Hayes	1975	6
	Pat Thomas	1974	6
	Dave Elmendorf	1970	6
	Lee Hitt	1971	6
	David Hoot	1970	6
	Aaron Glenn	1992	6

CAREER			
#	PLAYER	YEARS	INT
1	Kevin Smith	1988-91	20
2	Lester Hayes	1973-76	14
3	Pat Thomas	1972-75	13
4	Dave Elmendorf	1968-70	12
	John Kimbrough	1938-40	12
6	Jaxson Appel	2002-05	11
	Sammy Davis	1999-02	11
	Kip Corrington	1983-87	11
	Bill Hobbs	1966-68	11
	Joe Boring	1952-53	11
11	Armani Watts	2013-17	10
12	Sedrick Curry	1996-99	9
	Brandon Jennings	1996-99	9
	Domingo Bryant	1982-85	9
	Aaron Glenn	1992-93	9
	Ray Mickens	1992-95	9
17	Donovan Wilson	2014-18	8
	Marquis Carpenter	2005-07	8
	Terrence Kiel	1999-02	8
	Rich Coady	1995-98	8
	Derrick Frazier	1989-92	8
	James Flowers	1983-86	8
	Jeff Fuller	1980-83	8
	John David Crow	1955-57	8

INTERCEPTIONS RECORDS BY CLASS

CLASS	PLAYER	NO.	YEAR
Freshman	Jaxson Appel	4	2002
Sophomore	Kevin Smith	9	1989
Junior	Bill Sibley	10	1941
Senior	Lester Hayes	8	1976

OTHER INTERCEPTION RECORDS

Most Yards INT Ret, Game	Bill Hobbs at TCU	132	Oct. 21, 1967
Most Yards INT Ret, Season	Ross Brupbacher	167	1967
Most Yards INT Ret, Career	Kevin Smith	289	1988-91
Most Returns for TD, Season	Michael Jameson	3	1999
Most Returns for TD, Career	Kevin Smith	3	1988-91
	Michael Jameson	3	1997-00

ANNUAL STATISTICAL LEADERS

(* indicates conference leader)

RUSHING

YEAR	PLAYER	NO	YDS	AVG
2021	Isaiah Spiller	179	- 1,011	5.6
2020	Isaiah Spiller	188	- 1,036	5.5
2019	Isaiah Spiller	174	- 946	5.4
2018	Trayveon Williams	270	- 1,760 *	6.5
2017	Trayveon Williams	173	- 798	4.6
2016	Trayveon Williams	156	- 1,057	6.8
2015	Tra Carson	242	- 1,165	4.8
2014	Tra Carson	124	- 581	4.7
2013	Johnny Manziel	144	- 759	5.3
2012	Johnny Manziel	201	- 1,410	7.0
2011	Cyrus Gray	198	- 1,045	5.3
2010	Cyrus Gray	200	- 1,133	5.7
2009	Christine Michael	166	- 844	5.1
2008	Mike Goodson	94	- 406	4.3
2007	Stephen McGee	181	- 899	4.9
2006	Mike Goodson	127	- 847	6.7
2005	Courtney Lewis	109	- 723	6.7
2004	Courtney Lewis	175	- 742	5.5
2003	Courtney Lewis	186	- 1,024	5.5
2002	Derek Farmer	172	- 739	4.3
2001	Derek Farmer	110	- 503	4.6
2000	Richard Whitaker	84	- 455	5.4
1999	Ja'Mar Toombs	147	- 583	4.0
1998	Danté Hall	243	- 1,024	4.2
1997	Danté Hall	134	- 973	7.3
1996	Sir Parker	149	- 704	4.7
1995	Leeland McLeroy	246	- 1,122	4.6
1994	Rodney Thomas	199	- 868	4.4
1993	Rodney Thomas	191	- 996	5.2
1992	Greg Hill	267	- 1,339	5.0
1991	Greg Hill	240	- 1,216	5.8
1990	Darren Lewis	291	- 1,691	5.8
1989	Darren Lewis	185	- 961	5.2
1988	Darren Lewis	306	- 1,692 *	5.5
1987	Darren Lewis	127	- 668	5.3
1986	Roger Vick	220	- 960 *	4.4
1985	Anthony Toney	208	- 845	4.4
1984	Thomas Sanders	167	- 738	4.4
1983	Roger Vick	91	- 425	4.7
1982	Johnny Hector	140	- 554	3.9
1981	Earnest Jackson	153	- 887	5.8
1980	Johnny Hector	173	- 928	5.4
1979	Curtis Dickey	172	- 894	5.0
1978	Curtis Dickey	205	- 1,146	5.6
1977	George Woodard	245	- 1,107	4.5
1976	George Woodard	239	- 1,153	4.8
1975	Bubba Bean	144	- 944	6.6
1974	Bubba Bean	158	- 938	5.9
1973	Bubba Bean	112	- 711	6.3
1972	Brad Dusek	124	- 549	4.4
1971	Mark Green	181	- 593	3.3
1970	Doug Neill	107	- 426	4.0
1969	Larry Stegent	197	- 676	3.4
1968	Larry Stegent	105	- 527	4.7
1967	Larry Stegent	161	- 568	3.5
1966	Wendell Housley	155	- 548	3.5
1965	Bill Sallee	84	- 272	3.1
1964	Lloyd Curington	99	- 287	2.9
1963	Budgie Ford	62	- 234	3.8
1962	Jim Linstaedter	36	- 167	4.6
1961	Lee Roy Caffey	85	- 371	4.4
1960	Sam Byer	105	- 381	3.6
1959	Gordon LeBoeuf	113	- 351	3.0
1958	Luther Hall	70	- 238	3.3
1957	John David Crow	129	- 562	4.4
1956	Roddy Osborne	141	- 568	4.0
1955	Jack Pardee	83	- 452	5.4
1954	Elwood Kettler	149	- 446	3.0
1953	Connie Magouirk	52	- 283	5.4
1952	Don Ellis	156	- 377	2.4
1951	Glenn Lippman	118	- 801 *	6.8
1950	Bob Smith	199	- 1,302	6.5
1949	Bob Smith	145	- 694	4.7

PASSING

YEAR	PLAYER	COM	ATT	YDS
2021	Zach Calzada	184	- 327	2,185
2020	Kellen Mond	188	- 297	2,282
2019	Kellen Mond	258	- 419	2,897
2018	Kellen Mond	238	- 415	3,107
2017	Nick Starkel	123	- 205	1,793
2016	Trevor Knight	193	- 362	2,432
2015	Kyle Allen	160	- 283	2,210
2014	Kenny Hill	214	- 321	2,649
2013	Johnny Manziel	300	- 429	4,114
2012	Johnny Manziel	295	- 434	3,706
2011	Ryan Tannehill	327	- 531	3,744
2010	Jerrold Johnson	158	- 279	1,947
2009	Jerrold Johnson	296	- 497	3,579
2008	Jerrold Johnson	194	- 326	2,435
2007	Stephen McGee	211	- 364	2,311
2006	Stephen McGee	194	- 313	2,295
2005	Reggie McNeal	141	- 265	1,963
2004	Reggie McNeal	200	- 344	2,791
2003	Reggie McNeal	113	- 221	1,872
2002	Dustin Long	117	- 333	2,509
2001	Mark Farris	203	- 347	2,094
2000	Mark Farris	208	- 347	2,551
1999	Randy McCown	152	- 295	2,374
1998	Randy McCown	66	- 130	1,025
1997	Brannon Stewart	111	- 196	1,429
1996	Brannon Stewart	146	- 299	1,904
1995	Corey Pullig	165	- 307	2,105
1994	Corey Pullig	161	- 269	2,056
1993	Corey Pullig	144	- 243	1,732
1992	Corey Pullig	63	- 126	953
1991	Bucky Richardson	79	- 156	1,492
1990	Lance Pavlas	56	- 89	871
1989	Lance Pavlas	134	- 227	1,681
1988	Chris Osgood	54	- 112	656
1987	Craig Stump	41	- 98	524
1986	Kevin Murray	212	- 349	*2,463
1985	Kevin Murray	147	- 251	*1,965
1984	Craig Stump	94	- 189	1,135
1983	Kevin Murray	132	- 249	1,544
1982	Gary Kubiak	181	- 324	*1,948
1981	Gary Kubiak	111	- 209	1,808
1980	David Beal	45	- 94	671
1979	Mike Mosley	82	- 142	938
1978	Mike Mosley	80	- 139	1,157
1977	David Walker	49	- 107	750
1976	David Walker	51	- 90	675
1975	David Shipman	24	- 60	422
1974	David Walker	46	- 102	666
1973	Mike Jay	36	- 86	682
1972	Don Dean	57	- 113	820
1971	Joe Mac King	36	- 87	559
1970	Lex James	111	- 225	1,162
1969	Rocky Self	87	- 199	1,136
1968	Edd Hargett	169	- 348	2,321
1967	Edd Hargett	99	- 208	1,526
1966	Edd Hargett	132	- 265	1,532
1965	Harry Ledbetter	83	- 182	940
1964	Dan McIlhany	47	- 111	598
1963	Charles LaGrange	28	- 73	393
1962	Jim Keller	30	- 80	343
1961	John Erickson	34	- 73	468
1960	Daryle Keeling	18	- 50	204
1959	Charles Milstead	62	- 117	752
1958	Charles Milstead	88	- 167	1,135
1957	Charles Milstead	14	- 35	185
1956	Roddy Osborne	14	- 23	258
1955	James Wright	24	- 67	368
1954	Elwood Kettler	36	- 72	471
1953	Don Ellis	76	- 171	960
1952	Ray Graves	93	- 164	* 989
1951	Ray Graves	45	- 98	621
1950	Dick Gardemal	39	- 66	559
1949	Don Nicholas	28	- 58	311

TOTAL OFFENSE

YEAR	PLAYER	PLAYS	YARDS	AVG
2021	Zach Calzada	362	- 2,176	6.0
2020	Kellen Mond	371	- 2,573	6.9
2019	Kellen Mond	545	- 3,397	6.2
2018	Kellen Mond	564	- 3,581	6.3
2017	Nick Starkel	217	- 1,751	8.1
2016	Trevor Knight	464	- 3,046	6.6
2015	Kyle Allen	348	- 2,312	6.6
2014	Kenny Hill	373	- 2,805	7.5
2013	Johnny Manziel	573	- 4,873	8.5
2012	Johnny Manziel	635	- 5,116	8.1
2011	Ryan Tannehill	589	- 4,050	6.9
2010	Jerrold Johnson	358	- 2,093	5.8
2009	Jerrold Johnson	642	- 4,085	6.4
2008	Jerrold Johnson	420	- 2,549	6.1
2007	Stephen McGee	545	- 3,210	5.9
2006	Stephen McGee	459	- 2,961	6.5
2005	Reggie McNeal	361	- 2,627	7.3
2004	Reggie McNeal	495	- 3,509	7.1
2003	Reggie McNeal	348	- 2,152	6.2
2002	Dustin Long	382	- 2,496	6.5
2001	Mark Farris	394	- 2,018	5.1
2000	Mark Farris	407	- 2,667	6.5
1999	Randy McCown	375	- 2,431	6.5
1998	Randy McCown	221	- 1,164	5.3
1997	Brannon Stewart	238	- 1,360	5.7
1996	Brannon Stewart	369	- 1,913	5.2
1995	Corey Pullig	344	- 2,155	6.3
1994	Corey Pullig	308	- 1,992	6.5
1993	Corey Pullig	276	- 1,705	6.2
1992	Greg Hill	269	- 1,339	5.0
1991	Bucky Richardson	259	- 1,940	7.5
1990	Darren Lewis	294	- 1,748	5.9
1989	Lance Pavlas	291	- 1,679	5.8
1988	Darren Lewis	309	- 1,692	5.5
1987	Darren Lewis	128	- 705	5.5
1986	Kevin Murray	393	- 2,348	6.0
1985	Kevin Murray	295	- 1,892	6.4
1984	Craig Stump	269	- 1,280	4.8
1983	Kevin Murray	333	- 1,643	* 4.9
1982	Gary Kubiak	369	- 1,885	* 5.1
1981	Gary Kubiak	328	- 1,986	* 6.1
1980	Johnny Hector	173	- 928	5.4
1979	Mike Mosley	217	- 1,443	6.7
1978	Mike Mosley	220	- 1,405	6.4
1977	David Walker	177	- 1,144	6.5
1976	George Woodard	239	- 1,153	4.8
1975	Bubba Bean	144	- 944	6.6
1974	Bubba Bean	158	- 938	5.9
1973	Mike Jay	88	- 901	10.2
1972	Don Dean	132	- 879	6.7
1971	Joe Mac King	85	- 625	7.4
1970	Lex James	228	- 1,473	6.5
1969	Rocky Self	214	- 1,460	6.8
1968	Edd Hargett	433	- 2,330	5.4
1967	Edd Hargett	214	- 1,532	7.2
1966	Edd Hargett	203	- 1,549	7.6
1965	Harry Ledbetter	314	- 930	3.0
1964	Eddie McLaughan	109	- 603	5.5
1963	Charles LaGrange	53	- 328	6.2
	Jim Keller	80	- 328	4.1
1962	Jim Keller	75	- 456	6.1
1961	John Erickson	83	- 489	5.9
1960	Sam Byer	105	- 381	3.6
1959	Charles Milstead	175	- 829	4.7
1958	Charles Milstead	279	- 1,332	* 4.8
1957	Roddy Osborne	149	- 662	4.4
1956	Roddy Osborne	155	- 826	5.3
1955	Jack Pardee	83	- 452	5.5
1954	Elwood Kettler	221	- 917	4.1
1953	Don Ellis	193	- 1,028	5.3
1952	Ray Graves	247	- 1,245	5.0
1951	Glenn Lippman	118	- 801	6.8
1950	Bob Smith	199	- 1,302	6.5
1949	Bob Smith	145	- 694	4.8

RECEPTIONS

YEAR	PLAYER	POS.	NO	YDS	TD
2021	Anias Smith	wr	47	- 509	6
2020	Jalen Wydermyer	te	46	- 506	6
2019	Jhamon Ausbon	wr	66	- 872	5
2018	Jace Sternberger	te	48	- 832	10
2017	Christian Kirk	wr	71	- 919	10
2016	Christian Kirk	wr	83	- 928	9
2015	Christian Kirk	wr	80	- 1,009	7
2014	Malcome Kennedy	wr	53	- 611	6
2013	Mike Evans	wr	69	- 1,394	12
2012	Mike Evans	wr	82	- 1,105	5
2011	Ryan Swope	wr	89	- 1,207	10
2010	Jeff Fuller	wr	72	- 1,066	12
	Ryan Swope	wr	72	- 825	4
2009	Uzoma Nwachukwu	wr	46	- 609	4
2008	Ryan Tannehill	wr	55	- 844	5
2007	Martellus Bennett	te	49	- 587	4
2006	Chad Schroeder	wr	39	- 612	4
2005	Jason Carter	wr	54	- 827	6
2004	Terrence Murphy	wr	56	- 721	3
2003	Terrence Murphy	wr	44	- 762	0
2002	Greg Porter	wr	48	- 669	4
2001	Jamaar Taylor	wr	39	- 489	3
2000	Robert Ferguson	wr	58	- 885	6
1999	Chris Taylor	w			

RECEIVING YARDS

YEAR	PLAYER	POS.	NO.	YDS	TD
2021	Jalen Wydermyer	te	40	515	4
2020	Ainias Smith	wr	43	564	6
2019	Jhamon Ausbon	wr	66	872	5
2018	Jace Sternberger	te	48	832	10
2017	Christian Kirk	wr	71	919	10
2016	Josh Reynolds	wr	60	1,039	12
2015	Christian Kirk	wr	80	1,009	7
2014	Malcome Kennedy	wr	53	611	6
2013	Mike Evans	wr	69	1,394	12
2012	Mike Evans	wr	82	1,105	5
2011	Ryan Swope	wr	89	1,207	10
2010	Jeff Fuller	wr	72	1,066	12
2009	Uzoma Nwachukwu	wr	40	708	6
2008	Ryan Tannehill	wr	55	844	5
2007	Martellus Bennett	te	49	587	4
2006	Chad Schroeder	wr	39	612	4
2005	Jason Carter	wr	54	827	6
2004	Terrence Murphy	wr	56	721	3
2003	Terrence Murphy	wr	44	762	0
2002	Jamaar Taylor	wr	44	760	3
2001	Terrence Murphy	wr	36	518	3
2000	Robert Ferguson	wr	58	885	6
1999	Chris Taylor	wr	33	591	4
1998	Chris Cole	se	38	667	5
1997	Derrick Spiller	te	25	436	4
1996	Albert Connell	se	57	872	6
1995	Albert Connell	se	41	653	7
1994	Chris Sanders	se	22	422	4
1993	Tony Harrison	se	31	481	4
1992	Tony Harrison	se	22	454	4
1991	Tony Harrison	se	31	577	6
1990	Shane Garrett	wr	24	469	3
1989	Percy Waddle	se	36	600	5
1988	Rod Harris	se	37	592	1
1987	Rod Harris	se	19	281	2
1986	Rod Bernstine	te	65	710	* 5
1985	Jeff Nelson	se	51	651	* 4
1984	Jimmy Teal	se	35	631	6
1983	Rich Siler	te	40	465	4
1982	Don Jones	se	32	461	5
1981	Mike Whitwell	se	27	731	3
1980	Mike Whitwell	se	30	603	2
1979	Gerald Carter	se	39	528	2
1978	Russell Mikeska	te	29	429	0
1977	Darrell Smith	se	12	234	4
1976	Randall Teate	wr	12	274	2
1975	Richard Osborne	te	13	191	2
1974	Carl Roaches	wr	9	155	1
1973	Richard Osborne	te	29	405	1
1972	Richard Osborne	te	31	440	1
1971	Homer May	wr	15	250	1
1970	Homer May	te	26	479	5
1969	Ross Brupbacher	se	22	395	6
1968	Barney Harris	se	49	745	3
1967	Bob Long	te	24	541	8
1966	Tommy Maxwell	se	27	445	4
1965	Ken McLean	se	60	835	* 2
1964	Billy Uzzell	se	22	246	1
	Ira Dan Westerfield	rb	18	246	0
1963	George Hargett	rb	12	162	1
1962	George Hargett	rb	14	194	0
1961	Travis Reagan	rb	10	201	1
1960	Randy Sims	rb	5	66	1
1959	Russell Hill	se	19	341	1
1958	John Tracey	se	37	466	* 2
1957	Loyd Taylor	rb	6	104	0
1956	John David Crow	rb	7	125	3
1955	John David Crow	rb	5	101	1
1954	Bennie Sinclair	se	22	293	2
1953	Bennie Sinclair	se	19	287	2
1952	Don Ellis	rb	33	273	* 3
1951	Billy Tidwell	rb	13	256	2
1950	Andy Hillhouse	se	24	398	7
1949	Wray Whittaker	se	26	291	1

SCORING

YEAR	PLAYER	POS.	PTS
2021	Seth Small	k	103
2020	Seth Small	k	74
2019	Seth Small	k	100
2018	Trayveon Williams	rb	114
2017	Daniel LaCamera	k	105
2016	Daniel LaCamera	k	105
2015	Taylor Bertolet	k	106
2014	Josh Lambo	k	98
2013	Josh Lambo	k	74
2012	Johnny Manziel	qb	126
2011	Randy Bullock	k	142
2010	Randy Bullock	k	98
2009	Randy Bullock	k	87
2008	Jeff Fuller	wr	56
2007	Jorvorskie Lane	rb	104
2006	Jorvorskie Lane	rb	114
2005	Todd Pegram	k	86
2004	Todd Pegram	k	73
2003	Todd Pegram	k	82
2002	Todd Pegram	k	68
2001	Cody Scates	k	50
2000	Ja'Mar Toombs	rb	84
1999	Terence Kitchens	k	75
1998	Russell Bynum	k	78
1997	Kyle Bryant	k	102
1996	D'Andre Hardeman	rb	108
1995	Leeland McElroy	rb	96
1994	Rodney Thomas	rb	96
1993	Terry Venetoulis	k	90
1992	Greg Hill	rb	102
1991	Terry Venetoulis	k	88
1990	Darren Lewis	rb	114
1989	Layne Talbot	k	71
1988	Robert Wilson	rb	60
1987	Scott Slater	k	70
1986	Scott Slater	k	* 100
1985	Anthony Toney	rb	74
	Eric Franklin	k	74
1984	Alan Smith	k	51
1983	Alan Smith	k	72
1982	David Hardy	k	80
1981	David Hardy	k	65
1980	Johnny Hector	rb	30
1979	Curtis Dickey	rb	54
1978	Tony Franklin	k	61
1977	Tony Franklin	k	86
1976	George Woodard	rb	* 102
1975	Tony Franklin	k	63
1974	Skip Walker	rb	54
1973	Randy Haddox	k	62
1972	Pat McDermott	k	33
1971	Mark Green	rb	42
1970	Pat McDermott	k	34
1969	Ross Brupbacher	te	36
1968	Bob Long	te	48
1967	Bob Long	te	48
1966	Tommy Maxwell	se	26
1965	Glynn Lindsey	k	20
1964	Glynn Lindsey	k	12
	Bubber Collins	rb	12
1963	Jerry Rogers	rb	18
	Travis Reagan	rb	18
	Bobby Lee	k	18
1962	Mike Clark	se	25
1961	Travis Reagan	rb	38
1960	Sam Byer	rb	18
1959	Randy Sims	rb	31
1958	Charles Milstead	qb	36
1957	Roddy Osborne	se	48
1956	John David Crow	rb	* 60
1955	Loyd Taylor	rb	31
1954	Elwood Kettler	qb	54
1953	Don Ellis	qb	37
1952	Connie Magouirk	rb	30
1951	Darrow Hooper	k	32
1950	Bob Smith	rb	* 84
1949	Bob Smith	rb	48

PUNTING

YEAR	PLAYER	NO.	YARDS	AVG
2021	Nik Constantinou	51	- 2,337	* 46.6
2020	Nik Constantinou	36	- 1,459	40.5
2019	Braden Mann	57	- 2,686	47.1
2018	Braden Mann	50	- 2,549	* 51.0
2017	Shane Tripucka	83	- 3,776	45.5
2016	Shane Tripucka	69	- 2,962	42.9
2015	Drew Kaser	60	- 2,848	47.5
2014	Drew Kaser	62	- 2,737	44.1
2013	Drew Kaser	44	- 2,085	47.4
2012	Ryan Epperson	41	- 1,721	42.0
2011	Ryan Epperson	52	- 2,145	41.2
2010	Ryan Epperson	41	- 1,541	37.6
2009	Ken Wood	30	- 1,164	38.8
2008	Justin Brantly	51	- 2,231	* 45.7
2007	Justin Brantly	56	- 2,475	44.2
2006	Justin Brantly	50	- 2,215	44.3
2005	Justin Brantly	46	- 1,989	43.2
2004	Jacob Young	63	- 2,444	38.8
2003	Jacob Young	45	- 1,663	37.0
2002	Cody Scates	67	- 2,931	43.7
2001	Cody Scates	71	- 2,888	40.7
2000	Cody Scates	52	- 2,089	40.2
1999	Shane Lechler	60	- 2,787	* 46.5
1998	Shane Lechler	80	- 3,485	* 43.6
1997	Shane Lechler	56	- 2,631	* 47.0
1996	Shane Lechler	72	- 3,074	42.7
1995	Sean Terry	62	- 2,598	43.3
1994	Sean Terry	58	- 2,214	38.2
1993	James Bennett	53	- 2,033	38.4
1992	David Davis	70	- 3,067	43.8
1991	David Davis	52	- 2,035	39.1
1990	Sean Wilson	45	- 1,906	42.4
1989	Sean Wilson	36	- 1,500	41.7
1988	Sean Wilson	62	- 2,472	39.9
1987	Sean Wilson	42	- 1,699	40.5
1986	Craig Stump	35	- 1,296	37.0
1985	Todd Tschantz	33	- 1,406	42.6
1984	Todd Tschantz	61	- 2,517	41.3
1983	Kyle Stuard	67	- 2,806	41.9
1982	Kyle Stuard	60	- 2,430	40.5
1981	Randy Sawyer	63	- 2,445	38.8
1980	Kyle Stuard	76	- 3,097	40.8
1979	David Appleby	71	- 2,935	41.3
1978	David Appleby	48	- 1,835	38.2
1977	David Appleby	57	- 2,466	43.3
1976	David Appleby	50	- 1,986	39.7
1975	Mark Stanley	62	- 2,383	38.4
1974	Mark Stanley	59	- 2,479	* 42.0
1973	Mark Stanley	45	- 1,718	38.2
1972	Robert Murski	69	- 2,620	37.9
1971	Mitch Robertson	84	- 3,100	37.0
1970	Jimmy Sheffield	66	- 2,650	40.2
1969	Jimmy Sheffield	69	- 2,749	39.8
1968	Steve O'Neal	64	- 2,616	40.9
1967	Steve O'Neal	81	- 3,402	* 42.0
1966	Steve O'Neal	67	- 2,836	42.3
1965	Phil Scoggin	88	- 3,833	* 43.6
1964	Phil Scoggin	73	- 2,906	39.8
1963	Jim Keller	66	- 2,738	41.5
1962	Jim Keller	42	- 1,591	37.9
1961	Babe Craig	57	- 2,215	* 38.9
1960	Babe Craig	42	- 1,701	* 40.5
1959	Charles Milstead	39	- 1,394	35.7
1958	Charles Milstead	29	- 1,058	36.5
1957	Roddy Osborne	30	- 1,095	36.5
1956	Roddy Osborne	28	- 882	31.5
1955	Ed Dudley	15	- 602	40.1
1954	Gene Henderson	14	- 528	37.5
1953	Joe Boring	22	- 835	38.0
1952	Roy Dollar	45	- 1,682	37.3
1951	Yale Lary	33	- 1,256	38.1
1950	Yale Lary	57	- 2,183	38.3
1949	Yale Lary	71	- 2,846	40.0

KICKOFF RETURNS

YEAR	PLAYER	NO.	YARDS	AVG
2021	Devon Achane	9	- 301	33.4
2020	Chase Lane	3	- 30	10.0
2019	Ainais Smith	13	- 257	19.8
2018	Jashaun Corbin	14	- 422	30.1
2017	Christian Kirk	10	- 191	19.1
2016	Justin Evans	15	- 428	28.5
2015	Christian Kirk	20	- 385	19.3
2014	Speedy Noil	27	- 645	23.9
2013	Trey Williams	28	- 706	25.2
2012	Trey Williams	25	- 557	22.3
2011	Dustin Harris	16	- 374	23.4
2010	Coryell Judie	20	- 605	30.2
2009	Cyrus Gray	27	- 642	23.8
2008	Cyrus Gray	49	- 1,169	23.9
2007	Kerry Franks	25	- 644	25.8
2006	Kerry Franks	16	- 443	27.7
2005	Jason Carter	18	- 344	19.1
2004	Jason Carter	18	- 330	18.3
2003	Terrence Murphy	26	- 626	27.2
2002	Johnson / Thomas	12	- 252	21.0
2001	Sammy Davis	9	- 162	18.0
2000	Richard Whittaker	9	- 195	21.7
1999	Bethel Johnson	9	- 174	19.3
1998	Danté Hall	8	- 172	21.5
1997	Danté Hall	7	- 156	22.3
1996	Danté Hall	14	- 324	23.1
1995	Leeland McElroy	9	- 208	23.1
1994	Leeland McElroy	6	- 301	50.2
1993	Leeland McElroy	15	- 590	* 39.3
1992	Billy Mitchell	11	- 336	30.5
1991	Richard Simmons	10	- 181	18.1
1990	Randy Simmons	10	- 245	24.5
1989	Larry Horton	27	- 420	24.7
1988	Rod Harris	22	- 388	17.6
1987	Rod Harris	15	- 329	21.9
1986	Rod Harris	17	- 319	18.8
1985	Rod Harris	5	- 173	34.6
1984	Jeff Nelson	16	- 299	18.7
1983	Tony Slaton	4	- 74	18.5
1982	Tony Slaton	17	- 291	17.1
1981	Billy Cannon	8	- 172	21.5
1980	Billy Cannon	14	- 291	20.8
1979	Earnest			

PUNT RETURNS

YEAR	PLAYER	NO.	YARDS	AVG
2021	Ainias Smith	23	- 259	11.3
2020	Ainias Smith	15	- 75	5.0
2019	Ainias Smith	16	- 190	11.9
2018	Roshaud Paul	24	- 209	8.7
2017	Christian Kirk	22	- 490	22.3
2016	Christian Kirk	13	- 282	21.7
2015	Christian Kirk	14	- 341	24.4
2014	Speedy Noil	15	- 180	12.0
2013	De'Vante Harris	11	- 74	6.7
2012	Dustin Harris	34	- 432	12.7
2011	Dustin Harris	18	- 335	18.6
2010	Kenric McNeal	24	- 138	5.8
2009	Dustin Harris	16	- 126	7.9
2008	Jordan Pugh	11	- 61	5.5
2007	Jordan Peterson	14	- 108	7.7
2006	Chad Schroeder	19	- 140	7.4
2005	Jordan Chambless	8	- 89	11.1
2004	Erik Mayes	20	- 122	6.1
2003	Tim Van Zant	14	- 75	5.4
2002	Bethel Johnson	12	- 139	11.6
2001	Dawon Gentry	16	- 199	12.4
2000	Chris Taylor	17	- 125	7.4
1999	Chris Taylor	16	- 103	6.4
1998	Chris Taylor	37	- 285	7.7
1997	Danté Hall	17	- 208	12.2
1996	Danté Hall	43	- 573	13.3
1995	Ray Mickens	24	- 281	11.7
1994	Billy Mitchell	26	- 203	7.8
1993	Aaron Glenn	17	- 339	* 19.9
1992	Derrick Frazier	29	- 301	10.4
1991	Kevin Smith	19	- 275	14.5
1990	Shane Garrett	21	- 196	9.3
1989	Shane Garrett	21	- 146	6.4
1988	Rod Harris	37	- 235	6.4
1987	Rod Harris	37	- 391	10.6
1986	Rod Harris	42	- 345	8.2
1985	Jimmie Hawkins	39	- 331	8.5
1984	Jimmie Hawkins	33	- 298	9.0
1983	Billy Cannon	26	- 260	10.0
1982	Billy Cannon	31	- 280	9.0
1981	Billy Cannon	29	- 109	3.8
1980	David Scott	33	- 121	3.7
1979	David Scott	46	- 318	6.9
1978	Darrell Smith	23	- 132	5.7
1977	Mike Williams	21	- 72	3.4
1976	Darrell Smith	28	- 75	2.7
1975	Carl Roaches	38	- 238	7.0
1974	Carl Roaches	27	- 177	6.6
1973	Carl Roaches	31	- 224	* 7.2
1972	Carl Roaches	19	- 287	* 15.1
1971	Hugh McElroy	17	- 138	8.2
1970	Dave Elmendorf	13	- 130	10.0
1969	Dave Elmendorf	24	- 215	8.9
1968	Barney Harris	8	- 88	11.0
1967	Bob Long	8	- 94	11.8
1966	Curley Hallman	7	- 47	6.7
1965	Jerry Nichols	20	- 128	6.4
1964	James Willenborg	8	- 52	6.5
1963	George Hargett	11	- 100	9.1
1962	George Hargett	17	- 163	9.6
1961	George Hargett	9	- 78	8.8
1960	Arthur Sims	9	- 145	16.1
1959	Bob Sanders	8	- 57	7.1
1958	Jon Few	7	- 79	11.2
1957	Roddy Osborne	7	- 65	9.3
1956	Don Watson	10	- 118	11.8
1955	Billy Dendy	8	- 80	10.0
1954	Don Watson	6	- 115	19.1
1953	Don Ellis	19	- 170	8.9
1952	Joe Boring	12	- 134	11.2
1951	Yale Lary	24	- 388	* 16.2
1950	Yale Lary	9	- 209	23.2

TACKLES

YEAR	PLAYER	POS.	TKL
2021	Aaron Hansford	LB	89
2020	Buddy Johnson	LB	86
2019	Buddy Johnson	LB	77
2018	Otaro Alaka	LB	79
2017	Tyrel Dodson	LB	105
2016	Shaun Washington	LB	104
2015	Armani Watts	LB	126
2014	Deshazor Everett	CB	65
2013	Steven Jenkins	LB	96
2012	Damontre Moore	DE	85
2011	Jonathan Stewart	LB	98
2010	Michael Hodges	LB	115
2009	Trent Hunter	DB	95
2008	Matt Featherston	LB	94
	Alton Dixon	LB/DB	94
2007	Mark Dodge	LB	117
2006	Justin Warren	LB	93
2005	Justin Warren	LB	95
2004	Jaxson Appel	DB	85
2003	Jaxson Appel	DB	135
2002	Terrence Kiel	DB	95
2001	Terrence Kiel	DB	92
2000	Brian Gamble	LB	110
1999	Brandon Jennings	DB	94
1998	Dat Nguyen	LB	147
1997	Dat Ngyuen	LB	130
1996	Dat Nguyen	LB	146
1995	Dat Nguyen	LB	94
1994	Reggie Graham	LB	101
1993	Sam Adams	DE	78
1992	Patrick Bates	DB	95
1991	Jason Atkinson	LB	95
1990	Larry Horton	DB	117
1989	Larry Horton	DB	102
1988	Dana Batiste	LB	110
1987	John Roper	LB	104
1986	Johnny Holland	LB	147
1985	Larry Kelm	LB	152
1984	Johnny Holland	LB	155
1983	Ray Childress	DE	117
1982	Jeff Fuller	DB	90
	Bobby Strogon	LB	90
1981	Bobby Strogon	LB	133
1980	Mike Little	LB	116
1979	Doug Carr	LB	136
1978	Doug Carr	LB	157
1977	Carl Grulich	DB	132
1976	Robert Jackson	LB	143
1975	Ed Simonini	LB	101
1974	Ed Simonini	LB	98
1973	Ed Simonini	LB	130
1972	Grady Hoermann	LB	130
1971	Grady Hoermann	LB	151

INTERCEPTIONS

YEAR	PLAYER	NO.-YDS (TD)	AVG
2021	Jaylon Jones	2- 17	8.5
	Leon O'Neal Jr.	2- 85 (1)	42.5
2020	Leon O'Neal Jr.	2- 52	26.0
2019	Myles Jones	2- 33	16.5
	Roney Elam	2- 24	12.0
2018	Donovan Wilson	2- 0	0.0
2017	Armani Watts	4- 15	3.8
2016	Justin Evans	4- 0	0.0
2015	Donovan Wilson	5- 76 (1)	15.2
2014	Armani Watts	3- 36	12.0
2013	Nate Askew	3- 44	17.7
	Howard Matthews	3- 58	19.3
2012	Steven Terrell	2- 58	29.0
	Deshazor Everett	2- 26 (1)	13.0
2011	Trent Hunter	2- 46	23.0
	Steven Terrell	2- 62	31.0
2010	Dustin Harris	4- 117 (1)	5.8
	Coryell Judie	4- 31	7.8
2009	Jordan Pugh	3- 64	21.3
2008	Trent Hunter	3- 23	7.7
2007	Marquis Carpenter	4- 31	10.8
2006	Mark Dodge	2- 20	10.0
	Jordan Peterson	2- 0	0.0
	Japhus Brown	2- 8	4.0
	Devin Gregg	2- 8	4.0
2005	Marquis Carpenter	4- 45	11.2
2004	Japhus Brown	3- 36	12.0
2003	Jaxson Appel	4- 109	27.3
2002	Jaxson Appel	4- 46	11.5
	Byron Jones	4- 117	29.2
2001	Sammy Davis	5- 52	10.4
2000	Sammy Davis	4- 25	6.2
	Terrence Kiel	4- 0	0.0
1999	Michael Jameson	5- 151	30.2
1998	Rich Coady	3- 16	5.3
	Sedrick Curry	3- 10	3.3
1997	Sedrick Curry	3- 62	20.7
1996	Rich Coady	3- 93	31.0
	Dat Nguyen	3- 38	12.7
1995	Ray Mickens	4- 67	33.5
1994	Dennis Allen	4- 27	6.8
1993	Aaron Glenn	3- 40	13.3
1992	Aaron Glenn	6- 99 (1)	16.5
1991	Patrick Bates	4- 37	9.3
1990	Kevin Smith	7- 149 (2)	21.3
1989	Kevin Smith	9- 75 (1)	8.3
1988	Mickey Washington	4- 37	9.3
1987	Kip Corrington	3- 0	0.0
	Adam Bob	3- 0	0.0
1986	James Flowers	5- 73 (1)	14.6
1985	Kip Corrington	5- 68 (1)	13.6
1984	James Flowers	2- 55 (1)	27.5
1983	Jeff Fuller	3- 37	12.3
1982	Jeff Fuller	4- 23	5.7
1981	Bobby Strogon	5 n/a	—
1980	Leandrew Brown	5- 44	8.8
1979	John Dawson	4- 14	3.5
1978	Kenneth Taylor	3- 0	0.0
1977	Mike Williams	4- 49	12.3
1976	Lester Hayes	8- 87	10.9
1975	Lester Hayes	6- 102 (1)	17.0
1974	Pat Thomas	6- 85 (1)	14.2
1973	Pat Thomas	3- 81 (1)	27.0
1972	Grady Hoermann	3- 42	14.0
1971	Lee Hitt	6- 85	14.2
1970	Dave Elmendorf	6- 87	14.5
1969	Dave Elmendorf	5- 0	0.0
1968	Ross Brupbacher	3- 98 (1)	32.7
1967	Billy Hobbs	7- 162 (2)	23.1
1966	Curley Hallman	5- 92	18.4
1965	Jim Kauffman	3- 0	0.0
1964	Mike Pitman	2- 100	50.0

YEAR	PLAYER	NO.-YDS (TD)	AVG
1963	Mike Pitman	4- 40	10.0
1962	Jerry Hopkins	3- 4	1.3
1961	Travis Reagan	4- 72	18.0
1960	Randy Sims	2- 18	9.0
1959	Robert Sanders	3- 28	9.3
1958	Jon Few	2- 14	7.0
1957	John David Crow	5- 39	7.8
1956	Jack Pardee	3- 50	16.7
1955	Roddy Osborne	3- 68	22.7
1954	Joe Schero	2- 3	1.5
1953	Don Ellis	3- 86	28.7
1952	Joe Boring	8- 67	8.4
1951	Bill Ballard	3- 17	5.7
1950	Yale Lary	5- 78	15.6
1941	Bill Sibley	9- 57	6.3

FRESHMAN RECORDS

RUSHING

GAME YARDS

#	PLAYER	YDS	OPPONENT	DATE
1	Johnny Manziel	229	Oklahoma	Jan. 4, 2013
2	Isaiah Spiller	217	UTSA	Nov. 2, 2019
	Trayveon Williams	217	Tennessee	Oct. 8, 2016
4	Greg Hill	212	LSU	Sept. 14, 1991
5	Darren Lewis	194	at TCU	Nov. 21, 1987
6	Danté Hall	184	Texas Tech	Oct. 26, 1996
7	Johnny Manziel	181	La. Tech	Oct. 13, 2012

SEASON YARDS

#	PLAYER	YARDS	YEAR
1	Johnny Manziel	1,410	2012
2	Greg Hill	1,216	1991
3	Trayveon Williams	1,057	2016
4	Courtney Lewis	1,024	2003
5	Isaiah Spiller	946	2019
6	Mike Goodson	847	2006
7	Christine Michael	767	2009
8	Curtis Dickey	726	1976
9	Darren Lewis	668	1987
10	Danté Hall	642	1996

GAME RUSHES

PLAYER	ATT.	OPPONENT	DATE
Greg Hill	30	LSU	Sept. 14, 1991

SEASON RUSHES

PLAYER	ATT.	YEAR
Greg Hill	240	1991

SEASON 100-YARD GAMES

#	PLAYER	NO.	YEAR
1	Johnny Manziel	7	2012
2	Greg Hill	6	1991
3	Courtney Lewis	5	2003
4	Isaiah Spiller	4	2019
	George Woodard	4	1975
6	Trayveon Williams	3	2016
	Danté Hall	3	1996
	Darren Lewis	3	1987

TOP DEBUT GAMES

#	PLAYER	YDS	OPPONENT	DATE
1	Greg Hill*	212	LSU	Sept. 14, 1991
2	Kwami Etwi	116	Ball State	Sept. 12, 2015
3	Isaiah Spiller	106	Texas State	Aug. 29, 2019
4	Bucky Richardson	102	vs USM	Sept. 26, 1987
5	Trayveon Williams	94	UCLA	Sept. 3, 2017
6	Christine Michael	93	New Mexico	Sept. 5, 2009
7	Rodney Thomas	81	LSU	Sept. 14, 1991

* NCAA freshman debut record

GAME TDs

PLAYER	NO.	OPP	DATE
Isaiah Spiller	3	UTSA	Nov. 2, 2019
Leeland McElroy	3	at Missouri	Sept. 19, 1992

SEASON TDs

#	PLAYER	NO.	YEAR
1	Johnny Manziel	21	2012
2	Courtney Lewis	12	2003
	Greg Hill	12	1991
4	Isaiah Spiller	10	2019
	Robert Wilson	10	1988
6	Christine Michael	9	2009
7	Trayveon Williams	8	2016
	Darren Lewis	8	1987
	Curtis Dickey	8	1976
10	Leeland McElroy	7	1993

100-YARD GAMES

PLAYER	ATT-YDS	OPPONENT	DATE
Devon Achane	12-140	North Carolina	Jan. 2, 2021
Isaiah Spiller	24-129	South Carolina	Nov. 16, 2019
Isaiah Spiller	20-217	UTSA	Nov. 2, 2019
Isaiah Spiller	14-116	Lamar	Sept. 14, 2019
Isaiah Spiller	7-106	Texas State	Aug. 29, 2019
Jacob Kibodi	4-101	Louisiana	Sept. 16, 2017
Kellen Mond	10-109	vs. Arkansas	Sept. 23, 2017
Trayveon Williams	28-217	Tennessee	Oct. 8, 2016
Trayveon Williams	12-153	vs. Arkansas	Sept. 24, 2016
Trayveon Williams	8-127	vs. Arkansas	Sept. 17, 2016
Kyler Murray	20-156	South Carolina	Oct. 31, 2015
Kwami Etwi	12-116	Ball State	Sept. 12, 2015
Johnny Manziel	17-229*	vs Oklahoma	Jan. 4, 2013
Johnny Manziel	16-100	Sam Houston St.	Nov. 17, 2012
Johnny Manziel	21-129	at Mississippi St.	Nov. 3, 2012
Trey Williams	19-109	at Auburn	Oct. 27, 2012
Johnny Manziel	19-181	at Louisiana Tech	Oct. 13, 2012
Johnny Manziel	20-129	at Ole Miss	Oct. 6, 2012
Johnny Manziel	14-104	Arkansas	Sept. 29, 2012
Johnny Manziel	13-124	at SMU	Sept. 15, 2012
Christine Michael	11-116	Baylor	Nov. 21, 2009
Christine Michael	22-121	at Texas Tech	Oct. 24, 2009
Mike Goodson	10-127	Oklahoma	Nov. 4, 2006
Stephen McGee	24-108	Texas	Nov. 25, 2005
Jorvorskie Lane	17-104	Texas	Nov. 25, 2005
Jorvorskie Lane	22-139	Oklahoma State	Oct. 15, 2005
Courtney Lewis	26-120	Kansas	Nov. 1, 2003
Courtney Lewis	26-171	Oklahoma State	Oct. 25, 2003
Courtney Lewis	12-158	Baylor	Oct. 11, 2003
Courtney Lewis	16-105	Pittsburgh	Sept. 27, 2003
Courtney Lewis	16-100	Utah	Sept. 6, 2003
Derek Farmer	17-133	Iowa State	Oct. 27, 2001
Derek Farmer	20-100	Notre Dame	Sept. 29, 2001
Keith Joseph	21-105	at Wyoming	Sept. 6, 2001
Joe Weber	8-121	at Missouri	Nov. 13, 1999
Ja'Mar Toombs	23-111	at Oklahoma St.	Oct. 31, 1998
Ja'Mar Toombs	10-110	Nebraska	Oct. 10, 1998
Danté Hall	14-108	at Texas	Nov. 29, 1996
Danté Hall	17-184	Texas Tech	Oct. 26, 1996
Danté Hall	14-101	Louisiana Tech	Oct. 5, 1996
D'Andre Hardeman	26-130	SMU	Oct. 14, 1995
Leeland McElroy	17-136	Missouri	Sept. 18, 1993
Greg Hill	19-115	at TCU	Nov. 7, 1991
Greg Hill	18-109	at Rice	Nov. 2, 1991
Greg Hill	25-160	Houston	Oct. 26, 1991
Greg Hill	24-137	at Texas Tech	Oct. 5, 1991
Greg Hill	25-125	at Tulsa	Sept. 21, 1991
Greg Hill	30-212	LSU	Sept. 14, 1991
Darren Lewis	16-194	at TCU	Nov. 21, 1987
Bucky Richardson	8-137	at Rice	Oct. 24, 1987
Darren Lewis	25-103	at Baylor	Oct. 17, 1987
Darren Lewis	6-103	vs Southern Miss	Sept. 26, 1987
Bucky Richardson	5-102	vs Southern Miss	Sept. 26, 1987
Roger Vick	18-110	at TCU	Nov. 19, 1983
Mike Mosley	20-180	*vs USC	Dec. 31, 1977
Mike Mosley	12-109	Houston	Dec. 3, 1977
Curtis Dickey	18-127	Texas Tech	Oct. 9, 1976
George Woodard	32-167	at Rice	Nov. 15, 1975
George Woodard	23-106	SMU	Nov. 8, 1975
George Woodard	24-101	Baylor	Oct. 25, 1975
George Woodard	6-106	at LSU	Sept. 20, 1975

* bowl game

LONGEST RUNS

#	PLAYER	YARDS	OPPONENT	DATE
1	Christine Michael	97*	Baylor	Nov. 21, 2009
2	Trayveon Williams	89	at Auburn	Sept. 17, 2016
3	Courtney Lewis	86	Baylor	Nov. 11, 2003
4	Isaiah Spiller	85	Texas State	Aug. 29, 2019
5	Bucky Richardson	82	vs So. Miss	Sept. 26, 1987
6	Leeland McElroy	81	Houston	Oct. 9, 1993
7	Darren Lewis	80	at TCU	Nov. 21, 1987
8	Kellen Mond	79	vs Arkansas	Sept. 23, 2017
9	Joe Weber	77	at Missouri	Nov. 13, 1999
	Darren Lewis	77	vs So. Miss	Sept. 26, 1987

* school record

PASSING

GAME YARDS

#	PLAYER	YDS	OPPONENT	DATE
1	Nick Starkel	499	Wake Forest	Dec. 29, 2017
2	Johnny Manziel	453	Arkansas	Sept. 29, 2012
3	Nick Starkel	416	New Mexico	Nov. 11, 2017
4	Johnny Manziel	395	vs. La. Tech	Oct. 13, 2012
5	Johnny Manziel	372	Missouri	Nov. 24, 2012
6	Johnny Manziel	311	at Miss. St.	Nov. 3, 2012
7	Kellen Mond	301	Louisiana	Sept. 16, 2017
8	Kyle Allen	294	vs West Virginia	Dec. 29, 2014
	Johnny Manziel	294	at SMU	Sept. 15, 2012
10	Haynes King	292	Kent State	Sept. 4, 2021

GAME ATTEMPTS

#	PLAYER	ATT.	OPPONENT	YEAR
1	Nick Starkel	63	Wake Forest	Dec. 29, 2017
2	Johnny Manziel	56	LSU	Oct. 20, 2012
3	Kevin Murray	48	at Rice	Oct. 22, 1983
4	Johnny Manziel	44	Missouri	Nov. 24, 2012
5	Johnny Manziel	40	vs. La. Tech	Oct. 13, 2012

GAME COMPLETIONS

#	PLAYER	COMP	OPPONENT	DATE
1	Nick Starkel	42	Wake Forest	Dec. 29, 2017
2	Johnny Manziel	32	Missouri	Nov. 24, 2012
3	Johnny Manziel	30	at Miss. St.	Nov. 3, 2012
4	Johnny Manziel	29	LSU	Oct. 20, 2012
	Johnny Manziel	29	Arkansas	Sept. 29, 2012
	Craig Stump	29	Texas Tech	Oct. 6, 1984

GAME TD PASSES

#	PLAYER	TDs	OPPONENT	DATE
1	Nick Starkel	4	Wake Forest	Dec. 29, 2017
	Nick Starkel	4	New Mexico	Nov. 11, 2017
	Kyle Allen	4	West Virginia	Dec. 29, 2014
	Kyle Allen	4	at Auburn	Nov. 8, 2014
	Johnny Manziel	4	at SMU	Sept. 15, 2012
	Reggie McNeal	4	Oklahoma	Nov. 9, 2002
	Jeff Granger	4	at Tulsa	Sept. 21, 1991
	Kevin Murray	4	Arkansas	Nov. 12, 1983
9	Kyler Murray	3	W. Carolina	Nov. 14, 2015
	Kevin Murray	3	at Rice	Oct. 22, 1983
	Kevin Murray	3	Houston	Oct. 8, 1983
	Johnny Manziel	3	Five times	

SEASON YARDS

#	PLAYER	YARDS	YEAR
1	Johnny Manziel	3,706	2012
2	Nick Starkel	1,793	2017
3	Kevin Murray	1,544	1983
4	Kellen Mond	1,375	2017
5	Kyle Allen	1,322	2014

SEASON ATTEMPTS

#	PLAYER	ATT	YEAR
1	Johnny Manziel	434	2012
2	Kevin Murray	249	1983
3	Kellen Mond	227	2017
4	Nick Starkel	205	2017
5	Kyle Allen	192	2014

SEASON COMPLETIONS

#	PLAYER	COMP.	YEAR
1	Johnny Manziel	295	2012
2	Kevin Murray	132	1983
3	Nick Starkel	123	2017
4	Kyle Allen	118	2014
5	Kellen Mond	117	2017

SEASON TD PASSES

#	PLAYER	TDS	YEAR
1	Johnny Manziel	26	2012
2	Kyle Allen	16	2014
3	Nick Starkel	14	2017
4	Kevin Murray	14	1983
5	Craig Stump	10	1984
6	Kellen Mond	8	2017
7	Reggie McNeal	6	2002
8	Kyler Murray	5	2015
	Jeff Granger	5	1991

LONGEST PASS PLAY

PLAYER		YDS	OPPONENT	DATE
Johnny Manziel	to Uzoma Nwachukwu	89	Sam Houston St.	Nov.17, 2012
Kellen Mond	to Christian Kirk	81	Arkansas	Sept.23, 2017
Johnny Manziel	to Ryan Swope	80	Arkansas	Sept. 29, 2012
Kellen Mond	to Damion Ratley	76	Louisiana	Sept.16, 2017
Johnny Manziel	to Mike Evans	75	vs. LA Tech	Oct. 13, 2012
Nick Starkel	to Camron Buckley	70	Mississippi St.	Oct.28, 2017
Lance Pavlas	to Matt Gurley	69	vs Southern Miss	Sept. 26, 1987
Nick Starkel	to Damion Ratley	62	Auburn	Nov. 4, 2017
Reggie McNeal	to Terrence Murphy	61	Oklahoma	Nov. 9, 2002
Jeff Granger	to Brian Mitchell	61	at Tulsa	Sept. 21, 1991
Nick Starkel	to Christian Kirk	60	New Mexico	Nov. 11, 2017
Kyle Allen	to Malcome Kennedy	60	at Auburn	Nov. 8, 2014
Johnny Manziel	to Thomas Johnson	58	Arkansas	Sept. 29, 2012
Corey Pullig	to Tony Harrison	58	Rice	Oct. 17, 1992
Kyle Allen	to Josh Reynolds	56	Missouri	Nov. 15, 2014
Johnny Manziel	to Trey Williams	55	vs. La. Tech	Oct. 13, 2012
Haynes King	to Caleb Chapman	53	Kent State	Sept. 4, 2021
Nick Starkel	to Christian Kirk	52	Wake Forest	Dec. 29, 2017
Kellen Mond	to Damion Ratley	50	Arkansas	Sept.23, 2017
Kyle Allen	to Jeremy Tabuyo	50	at SMU	Sept. 20, 2014
Johnny Manziel	to Ryan Swope	50	at Auburn	Oct. 27, 2012

RECEIVING

SINGLE GAME YARDS

#	PLAYER	YDS	OPPONENT	DATE
1	Ryan Tannehill	210	Kansas State	Oct.11, 2008
2	Christian Kirk	173	vs Arkansas	Sept. 26, 2015
3	Terrence Murphy	146	at Colorado	Oct. 13, 2001
4	Uzoma Nwachukwu	141	Oklahoma State	Oct. 10, 2009
5	Mike Evans	137	vs Louisiana Tech	Oct. 13, 2012
6	Uzoma Nwachukwu	136	at Kansas State	Oct. 17, 2009
7	Roshauud Paul	129	New Mexico	Nov. 11, 2017
8	Kerry Franks	128	Wyoming	Sept. 11, 2004
9	Mike Evans	123	at SMU	Sept. 15, 2012
10	Christian Kirk	122	Western Carolina	Nov.14, 2015
11	Christian Kirk	120	Nevada	Sept.9, 2015
12	Brandal Jackson	118	vs Arkansas	Oct. 3, 2009
13	Jhamon Ausbon	112	Wake Forest	Dec. 29, 2017
14	Thomas Johnson	108	Arkansas	Sept. 29, 2012
	Ryan Matthews	108	at TCU	Nov. 7, 1991
16	Terrence Murphy	107	at Kansas State	Oct. 20, 2001
17	Christian Kirk	106	vs Arizona State	Sept. 5, 2015
18	Jhamon Ausbon	105	New Mexico	Nov. 11, 2017
	Speedy Noil	105	Ole Miss	Oct. 11, 2014
	Mike Evans	105	at Ole Miss	Oct. 6, 2012

SINGLE GAME TOUCHDOWNS

#	PLAYER	TDS	OPPONENT	DATE
1	Uzoma Nwachukwu	3	Utah State	Sept. 19, 2009
2	(11 Players)	2		

SINGLE GAME RECEPTIONS

#	PLAYER	REC.	OPPONENT	DATE
1	Jhamon Ausbon	12	Wake Forest	Dec. 29, 2017
	Ryan Tannehill	12	Kansas State	Oct. 11, 2008
3	Speedy Noil	11	Ole Miss	Oct. 11, 2014
4	Christian Kirk	10	vs Louisville	Dec.30, 2015
	Ricky Seals-Jones	10	Mississippi State	Oct. 4, 2014
	Terrence Murphy	10	at Colorado	Oct. 13, 2001

SEASON YARDS

#	PLAYER	YARDS	YEAR
1	Mike Evans	1,105	2012
2	Christian Kirk	1,009	2015
3	Ryan Tannehill	844	2008
4	Uzoma Nwachukwu	670	2009
5	Jeff Fuller	630	2008
6	Speedy Noil	583	2014
7	Jhamon Ausbon	571	2017
8	Brian Mitchell	519	1991
9	Terrence Murphy	518	2001
10	Ricky Seals-Jones	465	2014

SEASON TOUCHDOWNS

#	PLAYER	TDS	YEAR
1	Jeff Fuller	9	2008
2	Christian Kirk	7	2015
3	Jalen Wydermyer	6	2019
	Uzoma Nwachukwu	6	2009
5	Speedy Noil	5	2014
	Mike Evans	5	2012
	Ryan Tannehill	5	2008
8	Moose Muhammad III	4	2021
	Ricky Seals-Jones	4	2014
	Leeland McElroy	4	1993
	Brian Mitchell	4	1991

SEASON RECEPTIONS

#	PLAYER	REC.	YEAR
1	Mike Evans	82	2012
2	Christian Kirk	80	2015
3	Ryan Tannehill	55	2008
4	Jhamon Ausbon	50	2017
	Jeff Fuller	50	2008
6	Ricky Seals-Jones	49	2014
7	Speedy Noil	46	2014
8	Uzoma Nwachukwu	37	2009
9	Terrence Murphy	36	2001
10	Jalen Wydermyer	32	2019

LONGEST RECEPTIONS

#	PLAYER	REC.	OPPONENT	DATE
1	Kerry Franks	84	Wyoming	Sept. 11, 2004
2	Ricky Seals-Jones	75	vs Rice	Aug. 31, 2013
	Mike Evans	75	vs Louisiana Tech	Oct. 13, 2012
4	Demond Demas	70	New Mexico	Sept. 18, 2021
	Camron Buckley	70	Mississippi State	Oct. 28, 2017
6	Christian Kirk	66	vs Arizona State	Sept. 5, 2015
	Uzoma Nwachukwu	66	at Kansas State	Oct. 17, 2009
8	Brian Mitchell	61	at Tulsa	Sept. 22, 1991
9	Brandal Jackson	60	vs Arkansas	Oct. 3, 2009
10	Jeff Fuller	59	Colorado	Nov. 1, 2008
11	Thomas Johnson	58	Arkansas	Sept. 29, 2012
	Leeland McElroy	58	LSU	Sept. 4, 1993
13	Christian Kirk	57	Arkansas	Sept. 26, 2015
14	Sirr Parker	56	SMU	Oct. 14, 1995
15	Trey Williams	55	vs Louisiana Tech	Oct. 13, 2012
	Ryan Tannehill	55	Oklahoma	Nov. 8, 2008
	Ryan Tannehill	55	Kansas State	Oct. 11, 2008
18	Jalen Wydermyer	52	Mississippi State	Oct. 26, 2019
	Tony Thompson	52	Tulsa	Sept. 28, 1985
20	Chase Lane	51	at Mississippi State	Oct. 17, 2020
21	Uzoma Nwachukwu	50	Utah State	Sept. 19, 2009
22	Christian Kirk	48	Nevada	Sept. 18, 2015
	Brian Mitchell	48	Houston	Oct. 26, 1991
24	Brian Mitchell	47	at Rice	Nov. 2, 1991
	Brian Mitchell	47	at Baylor	Oct. 19, 1991

ALL-PURPOSE / SCORING

ALL-PURPOSE SEASON YARDS

#	PLAYER	TOTAL	YEAR
1	Christian Kirk	1,789	2015
2	Cyrus Gray	1,592	2008
3	Danté Hall	1,551	1996
4	Leeland McElroy	1,427	1993
5	Speedy Noil	1,418	2014
6	Johnny Manziel	1,410	2012
7	Greg Hill	1,318	1991
8	Trayveon Williams	1,230	2016
9	Isaiah Spiler	1,149	2019
10	Courtney Lewis	1,115	2003
11	Mike Evans	1,105	2012
12	Trey Williams	1,104	2012
13	Christine Michael	1,034	2009
14	Curtis Dickey	1,020	1976

SCORING SEASON POINTS

#	PLAYER	PTS.	YEAR
1	Johnny Manziel, qb	126	2012
2	Taylor Bertolet, k	106	2012
3	Seth Small, k	100	2018
4	Terry Venetoulis, k	87	1990
5	Leeland McElroy, rb	84	1993
6	Kyle Bryant, k	82	1994
7	Greg Hill, rb	72	1991
8	Todd Pegram, k	68	2002
9	Tony Franklin, k	63	1975
10	Isaiah Spiller, rb	60	2019

SEASON FIELD GOALS

#	PLAYER	FG-ATT.	PCT.	YEAR
1	Seth Small	20-28	.714	2018
2	Kyle Bryant	17-25	.680	1994
3	Taylor Bertolet	13-22	.591	2012
4	Todd Pegram	12-21	.571	2002
5	Tony Franklin	12-28	.429	1975

LONGEST FIELD GOAL

#	PLAYER	LG	OPPONENT	DATE
1	Kyle Bryant	61	Southern Miss	Sept. 24, 1994
2	Tony Franklin	59	at Rice	Nov. 15, 1975
3	Taylor Bertolet	54	vs La. Tech	Oct. 13, 2012
4	Seth Small	52	at Alabama	Sept. 22, 2018
5	Taylor Bertolet	50	LSU	Oct. 20, 2012

SEASON EXTRA POINTS

#	PLAYER	PAT-ATT	YEAR
1	Taylor Bertolet	67-74	2012
2	Seth Small	40-40	2018
3	Scott Slater	37-38	1986
4	Todd Pegram	32-22	2002

DEFENSE

SEASON SACKS

#	PLAYER	SACKS	YEAR
1	Myles Garrett	11.5	2014
2	Damontre Moore	5.5	2010
	Sam Adams	5.5	1991
4	Aaron Wallace	5	1986
5	Alex Morris	4	1985

SEASON TFL*

#	PLAYER	TACKLES	YEAR
1	Daylon Mack	9.5	2015
2	Brian Gamble	8	1999
3	Dat Nguyen	7	1995
4	Richard Moore	6.5	2015
5	Darian Claiborne	5.5	2013
6	Sam Adams	5	1991
	John Roper	5	1985
	Alex Morris	5	1985
9	Jason Jack	4	2004
	Kevin Tucker	4	1989

* ... Does not include sacks

SEASON TACKLES

#	PLAYER	TACKLES	YEAR
1	Mike Little	105	1978
2	Dat Nguyen	94	1995
3	Darian Claiborne	89	2013
4	Demani Richardson	71	2019
5	Erik Mayes	69	2004
	Jaxson Appel	69	2002
7	Domingo Bryant	66	1982
8	Trent Hunter	65	2008
9	Kyle Mangan	63	2009
10	Japhus Brown	62	2004
11	Brian Gamble	60	1999
12	Edgerrin Cooper	58	2021
	Sammy O'Brient	58	1984
14	Derrick Tucker	55	2017
15	Debione Renfro	54	2017

SEASON INT

#	PLAYER	INTS	YEAR
1	Jaxson Appel	4	2002
2	Armani Watts	3	2014
	Trent Hunter	3	2008
	Japhus Brown	3	2004

SEASON SOLOS

#	PLAYER	TACKLES	YEAR
1	Dat Nguyen	65	1995
2	Jaxson Appel	49	2002
3	Trent Hunter	46	2008
4	Erik Mayes	42	2004
5	Debione Renfro	41	2017
6	Demani Richardson	38	2019
	Armani Watts	38	2014
8	Edgerrin Cooper	37	2021
9	Brian Gamble	36	1999
	Domingo Bryant	36	1982
11	Derrick Tucker	35	2017
12	Japhus Brown	33	2004
13	Tyreek Chappell	31	2021
	Jerry Bullitt	31	1980
15	Jaylon Jones	30	2020

MOST PASS BREAK UPS

#	PLAYER	PBUS	YEAR
1	Sean Weston	15	2000
2	Tyreek Chappell	9	2021
	Armani Watts	9	2014
4	Myles Jones	8	2017
	Erik Mayes	8	2004
6	Danny Gorrer	7	2005

TEAM RECORDS

TOTAL OFFENSE

GAME YARDS

#	YDS	PLAYS	OPPONENT	DATE
1	774	76	Louisiana-Lafayette	Sept. 15, 1990
2	758	96	Northwestern St.	Aug. 30, 2018
3	719	73	Baylor	Oct. 11, 2003
4	716	79	Arkansas	Sept. 29, 2012
5	714	87	Sam Houston State	Sept. 7, 2013
	714	62	SMU	Sept. 17, 2005
7	705	103	TCU	Nov. 22, 1986
8	702	84	Tulsa	Sept. 28, 1985
9	693	97	at Mississippi St.	Nov. 3, 2012
10	687	91	at TCU	Nov. 19, 1977
11	681	83	Baylor	Oct. 15, 2011
12	680	99	South Carolina	Aug. 28, 2014
13	678	86	vs Louisiana Tech	Oct. 13, 2012
14	672	87	Prairie View	Sept. 10, 2016
15	671	81	at Auburn	Oct. 27, 2012
16	670	84	at SMU	Nov. 3, 1990
17	663	68	at SMU	Sept. 20, 2014
18	647	92	Missouri	Nov. 24, 2012
19	633	75	Lamar	Sept. 14, 2019
	633	66	vs Oklahoma	Jan. 4, 2012

Most Yards, Season	7,261	2012
Most Avg. Yds/Game	558.5	2012
Most Avg. Yds/Play, Game	10.2	Sept. 15, 1990
		vs. Louisiana-Lafayette
Fewest Total Yards, Game	12	Oct. 25, 1930
		vs. TCU

GAME PLAYS

#	PLAYS	YDS	OPPONENT	DATE
1	107	521	LSU	Nov. 24, 2018
2	106	535	at Oklahoma State	Sept. 30, 2010
3	103	705	TCU	Nov. 22, 1986
4	99	680	South Carolina	Aug. 28, 2014
	99	500	Missouri	Oct. 29, 2011
	99	539	Stephen F. Austin	Sept. 4, 2011
7	98	442	at Houston	Oct. 8, 1988
8	97	693	at Mississippi St.	Nov. 3, 2012
	97	447	Colorado	Sept. 28, 1996
10	96	758	Northwestern St.	Aug. 30, 2018
11	95	624	North Texas	Sept. 21, 1986
12	94	614	Wake Forest	Dec. 29, 2017
	94	410	LSU	Oct. 20, 2012
	94	469	La. Tech	Sept. 25, 1982
	94	522	Texas Tech	Oct. 4, 1986
	94	423	Louisiana-Lafayette	Aug. 31, 2002
Fewest Plays, Game	29		Nov. 10, 1945	
			vs. SMU	
Most Plays, Season	1,044		2011	
			507 run/537 pass 13 games	

GAME FIRST DOWNS

#	NO.	OPPONENT	DATE
1	40	Northwestern St.	Aug. 30, 2018
2	39	South Carolina	Aug. 28, 2014
3	38	Sam Houston State	Sept. 7, 2013
	38	TCU	Nov. 22, 1986
5	36	Western Carolina	Nov. 14, 2015
6	35	Prairie View	Sept. 10, 2016
	35	Baylor	Oct. 15, 2011
	35	Texas Tech	Oct. 30, 2010
9	34	at Texas Tech	Oct. 24, 2009
10	33	LSU	Nov. 24, 2018
	33	Ole Miss	Oct. 12, 2013
	33	Stephen F. Austin	Sept. 4, 2010
	33	Southwestern Louisiana	Sept. 15, 1990
	33	at TCU	Nov. 7, 1991
Fewest First Downs, Game	0		Oct. 25, 1930
			vs. TCU
Most First Downs, Season	371		2012

RUSHING

GAME YARDS

#	YDS	ATT.	OPPONENT	DATE
1	606	85	at TCU	Nov. 19, 1977
2	555	70	at SMU	Nov. 3, 1990
3	526	59	Louisiana-Lafayette	Sept. 15, 1990
	526	79	Rice	Oct. 23, 1976
5	523	79	Memphis	Sept. 30, 1978
6	518	61	TCU	Nov. 20, 1976
7	503	61	Northwestern St.	Aug. 30, 2018
8	437	49	Baylor	Oct. 11, 2003
9	434	61	Clemson	Sept. 14, 1974
10	432	66	SMU	Nov. 10, 1973
Most Yards, Season	3,829		1990	
Fewest Yards, Season	731		1965	
Most Avg. Yds/Game	319.1		1990	
Most Avg. Yds/Play, Game	11.8		Dec. 31, 2018	
			vs. NC State	
Most Average Yards	5.9		2012	
Per Carry, Season				

GAME ATTEMPTS

#	ATT.	YDS	OPPONENT	DATE
1	85	606	at TCU	Nov. 19, 1977
2	79	378	at Rice	Nov. 15, 1975
	79	526	Rice	Oct. 23, 1976
	79	523	Memphis	Sept. 30, 1978
5	78	349	at SMU	Oct. 30, 1976
Most Attempts, Season	709		1977	
Fewest Attempts, Game	15		Nov. 8, 1947	
			vs. SMU	

GAME FIRST DOWNS

#	NO.	OPPONENT	DATE
1	28	Oklahoma	Jan. 4, 2013
	28	at SMU	Nov. 3, 1990
3	25	at TCU	Nov. 19, 1977
4	24	Northwestern St.	Aug. 30, 2018
	24	Rice	Oct. 23, 1976
	24	Rice	Oct. 28, 1978
7	23	Texas Tech	Oct. 1, 1988
Most First Downs, Season	196		1990
Fewest First Downs, Game	0		Oct. 25, 1930
			vs. TCU

GAME TOUCHDOWNS

#	TDS	OPPONENT	DATE
1	11	Miami (Fla.)	Dec. 8, 1944
2	8	SMU	Sept. 17, 2005
	8	Baylor	Oct. 11, 2003

SCORING

#	PTS	OPPONENT	DATE
1	110	Daniel Baker	Oct. 1, 1920
2	98	Dallas University	Oct. 12, 1917
3	77	Sam Houston State	Oct. 23, 1925
	77	Sam Houston State	Oct. 3, 1919
	77	Mo. School of Mines	Nov. 17, 1916
6	74	TCU	Nov. 22, 1986
7	73	Lamar	Sept. 6, 2014
	73	Baylor	Oct. 11, 2003
	73	Missouri	Sept. 18, 1993
10	72	LSU	Nov. 24, 2018
11	70	South Carolina St.	Sept. 22, 2012
	70	at Miami (Fla.)	Dec. 8, 1944
13	69	vs Sewanee	Oct. 6, 1928
14	67	Prairie View	Sept. 10, 2016
15	66	Southwestern Louisiana	Sept. 20, 1997
	66	Austin College	Oct. 5, 1917
17	65	Sam Houston State	Sept. 7, 2013
	65	SMU	Sept. 17, 2005
	65	SMU	Sept. 17, 1991
	65	vs BYU (Holiday Bowl)	Dec. 29, 1990
Most Points, Season	578		2012

GAME TOUCHDOWNS

(since 1944 only)

#	NO.	OPPONENT	YEAR
1	11	at Miami (Fla.)	Dec. 8, 1944
2	10	Lamar	Sept. 6, 2014
	10	South Carolina St.	Sept. 22, 2012
	10	TCU	Nov. 22, 1986
	10	Baylor	Oct. 11, 2003
	10	Missouri	Sept. 18, 1993
7	9	LSU	Nov. 24, 2018
	9	at Auburn	Oct. 12, 2012
	9	SMU	Sept. 17, 1991
	9	vs BYU (Holiday Bowl)	Dec. 29, 1990
	9	Southwestern Louisiana	Sept. 15, 1990
	9	SMU	Nov. 4, 1989

Most Touchdowns, Season78, 2012

PASSING

GAME YARDS

#	YDS	OPPONENT	DATE
1	511	at South Carolina	Aug. 28, 2014
2	500	Sam Houston State	Sept. 7, 2013
3	499	Wake Forest	Dec. 29, 2017
	499	New Mexico	Nov. 11, 2017
5	498	Arkansas	Sept. 29, 2012
6	469	Auburn	Oct. 19, 2013
7	464	Alabama	Sept. 14, 2013
8	449	Texas Tech	Oct. 30, 2010
9	446	Mississippi State	Nov. 9, 2013
10	430	Clemson	Sept. 8, 2018
11	428	at Kansas	Oct. 19, 2002
12	419	Kansas State	Oct. 11, 2008
13	415	Baylor	Oct. 15, 2011
14	410	Lamar	Sept. 14, 2019
	410	Missouri	Nov. 24, 2012
16	409	at Oklahoma State	Sept. 30, 2010
17	405	Lamar	Sept. 6, 2014
	405	SMU	Sept. 17, 2005
19	401	Ole Miss	Oct. 11, 2014
20	395	SMU	Sept. 20, 2014
	395	Prairie View	Sept. 10, 2016
	395	Louisiana Tech	Oct. 13, 2012
23	389	Tulsa	Sept. 18, 1999
24	386	Arkansas	Sept. 27, 2014
25	385	Colorado	Sept. 28, 1996

Most Yards, Season4,593..... 2013
 Fewest Yards, Season336..... 1960
 Fewest Yards, Game0..... Sept. 18, 1954 vs. Texas Tech

GAME COMPLETIONS

#	NO.	YDS	OPPONENT	DATE
1	44	511	at South Carolina	Aug. 28, 2014
2	42	499	Wake Forest	Dec. 29, 2017
	42	401	Ole Miss	Oct. 11, 2014
4	40	409	at Oklahoma State	Sept. 30, 2010
5	37	365	at Mississippi State	Oct. 4, 2014
6	36	449	Texas Tech	Oct. 30, 2010
7	35	410	Missouri	Nov. 24, 2012
	35	317	Missouri	Oct. 29, 2011
9	34	500	Sam Houston State	Sept. 7, 2013
	34	498	Arkansas	Sept. 29, 2012
	34	385	Colorado	Sept. 28, 1996
12	33	298	TCU	Nov. 20, 1982
13	32	332	at Mississippi State	Nov. 3, 2012
	32	379	Oklahoma	Nov. 5, 2011
	32	361	New Mexico	Sept. 5, 2009
	32	376	at SMU	Nov. 9, 1968
17	31	335	Auburn	Sept. 21, 2019
	31	347	SFA	Sept. 4, 2010
	31	381	at Iowa State	Oct. 25, 2008
20	30	499	New Mexico	Nov. 11, 2017
	30	310	vs. Kansas State	Dec. 28, 2016
	30	377	Idaho	Sept. 12, 2011
	30	345	vs. Arkansas	Oct. 3, 2009
	30	341	at Wyoming	Sept. 6, 2001
	30	334	at Colorado	Oct. 13, 2001

Most Completions, Season339..... 2013
 Fewest Completions, Season33..... 1960

GAME ATTEMPTS

#	ATT.	YDS	OPPONENT	DATE
1	64	385	Colorado	Sept. 28, 1996
2	63	499	Wake Forest	Dec. 29, 2017
	63	379	at Oklahoma	Nov. 5, 2011
4	62	365	at Mississippi State	Oct. 4, 2014
	62	409	at Oklahoma State	Sept. 30, 2010
6	60	511	at South Carolina	Aug. 28, 2014
7	58	345	vs. Arkansas	Oct. 3, 2009
	58	376	at SMU	Nov. 9, 1968
9	55	319	Arkansas	Nov. 2, 1968
10	53	401	Ole Miss	Oct. 11, 2014
	53	317	Missouri	Oct. 29, 2011
12	51	287	LSU	Nov. 24, 2018
	51	252	Oklahoma	Nov. 8, 2008
14	50	449	Texas Tech	Oct. 30, 2010
	50	334	at Colorado	Oct. 13, 2001

GAME INT THROWN

#	NO.	OPPONENT	YEAR
1	7	at Rice	Nov. 14, 1953
	7	Texas	Nov. 25, 1943
3	5	at Oklahoma State	Sept. 30, 2010
	5	at Oklahoma	Sept. 11, 1993
	5	vs. Ohio State	Jan. 1, 1987
	5	at LSU	Sept. 13, 1986
	5	at Texas	Nov. 28, 1968
	5	at LSU	Oct. 9, 1948

Most Passes Had Intercepted, Season 30..... 1941
 Fewest Passes Had Intercepted, Season 4..... 1956, 1997, 2004, 2006
 Most Passes Thrown Without an Interception 229..... 2009

GAME FIRST DOWNS

#	NO.	OPPONENT	YEAR
1	28	at South Carolina	Aug. 28, 2014
2	24	Wake Forest	Dec. 29, 2017
3	23	Sam Houston State	Sept. 7, 2013
4	22	Arkansas	Sept. 29, 2012
	22	at SMU	Nov. 9, 1968
6	21	Ole Miss	Oct. 11, 2014
	21	Mississippi State	Nov. 9, 2013
	21	Missouri	Nov. 24, 2012
9	20	Lamar	Sept. 14, 2019
	20	New Mexico	Nov. 11, 2017
	20	vs. Duke	Dec. 31, 2013
	20	at Oklahoma	Nov. 5, 2011
	20	Missouri	Oct. 29, 2011
	20	Texas Tech	Oct. 30, 2010
	20	at Oklahoma State	Sept. 30, 2010

Most First Downs, Season204..... 2013

OTHER PASS RECORDS

Most Touchdowns, Game7..... Oct. 5, 2002 vs. Texas Tech
 Most Touchdowns, Season40..... 2013
 Best Completion Pct., Game (10 att.) 90.5% Nov. 14, 1981 vs. Arkansas 19-of-21
 Best Completion Pct., Season69.3..... 2013

SPECIAL TEAMS

FIELD GOALS/EXTRA POINTS

Most Field Goals, Game 6..... at Vanderbilt..... Nov. 20, 2015
 6..... vs. Arkansas State..... Sept. 17, 1983
 Most Field Goals, Season29..... 2011
 Most Extra Points, Game 10 vs. Missouri..... Sept. 18, 1993
 vs. Baylor..... Oct. 11, 2003
 vs. Lamar..... Sept. 6, 2014

Most Extra Points, Season69..... 2012
 Consecutive Extra Points234..... 2013-17

PUNT RETURNS

Most Returns, Game 13..... at LSU..... Sept. 20, 1975
 Most Returns, Season69..... 1943
 Most Yards, Game 319..... at NTAC, Arlington..... Oct. 23, 1943
 Most Yards, Season933..... 1941
 Best Return Average, Season25.4..... 2016
 Most Touchdowns, Game2..... 2016
 Most Touchdowns, Season4..... 1987, 2016

KICKOFF RETURNS

Most Returns, Game10..... three times (last at Oklahoma, Nov. 14, 2009)
 Most Yards, Game 319..... vs. Oklahoma..... Nov. 8, 2008
 Best Return Average, Season31.2..... 1993

PUNTING

Most Punts, Game 17..... vs. SMU..... Nov. 10, 1945
 Fewest Punts, Game 0 vs. Kent State..... Sept. 4, 2021
 vs. Baylor..... Oct. 15, 2011
 vs. Kansas..... Nov. 19, 2011
 vs. Iowa State..... Oct. 31, 2009
 vs. La.-Monroe..... Sept. 15, 2007
 vs. Rice..... Oct. 27, 1990
 vs. Southwestern La..... Sept. 15, 1990
 Most Punts, Season92..... 1946
 Best Average, Game 62.7..... Rice (3 punts)..... Aug. 31, 2013
 Best Average, Season51.0..... 2018

DEFENSE

RUSHING

Fewest Rushes Allowed, Game 13 vs. Northwestern St..... Aug. 30, 2018
 Fewest Rushes Allowed, Season272..... 1939
 Fewest Yards Allowed, Game -58 vs. TCU..... Oct. 19, 1974
 Fewest Yards Allowed, Season 399 (9 games)..... 1940
 Lowest Average Allowed Per Rush, Season 1.3..... 1940
 Lowest Average Allowed Per Game 41.5..... 1939

PASSING

Fewest Completions Allowed, Game 0 vs. Ellington Field..... Sept. 22, 1945
 vs. Oklahoma A&M..... Sept. 25, 1954
 vs. Arkansas..... Nov. 3, 1956
 vs. Texas..... Nov. 22, 1973
 at SMU..... Nov. 9, 1974
 vs. Arkansas..... Nov. 16, 1991
 Fewest Completions Allowed, Season 33 (138 att.)..... * 1943
 Fewest Yards Allowed, Game 0..... same six opponents as above
 Fewest Yards Allowed Season 348..... * 1939
 Fewest TD Passes Allowed Season 0..... * 1957
 Lowest Completion Percentage Allowed 23.9 (33 of 138)..... * 1943
 Lowest Average Allowed Per Game 34.8..... 1939
 Most Interceptions, Game 7 vs. Utah..... Nov. 14, 1936
 Most Interceptions, Season27..... 1967
 * SWC record

QB SACKS

Most Sacks, Season56..... 1991
 Most Sack Yardage, Season388..... 1991
 Most Average Sacks Per Game5.1..... 1991

TOTAL OFFENSE

Fewest Plays Allowed, Game 38..... vs. Ellington Field..... Sept. 22, 1945
 Fewest Plays Allowed, Season447..... * 1939
 Fewest Avg Yds Allowed, Play 1.71..... (447-763) (NCAA record)..... * 1939

Fewest Yds Allowed, Game -19..... vs. Ellington Field..... * Sept. 22, 1945
 Fewest Yards Allowed, Season763..... * 1939
 Lowest Average Allowed, Season76.3..... 1939
 Fewest First Downs Allowed, Game 0..... vs. Ellington Field..... Sept. 22, 1945
 Fewest First Downs Allowed, Season54..... * 1939
 * SWC record

PUNTING

Most Punts Forced, Game 17..... at Texas Tech..... * Oct. 2, 1943
 Most Punts Forced, Season114..... 1939
 Lowest Average Punt, Game (min. five) 22.1..... TCU (9 for 199)..... Oct. 14, 1944
 Lowest Average Punt, Season34.4..... 1949
 Most Punts Blocked, Season5..... 1941 & 2017
 Lowest Punt Return Average Allowed, Season 1.3..... 1973

Fewest Punt Returns Allowed, Season 11 (52 punts)..... 1978
 Fewest Punt Return Yards Allowed, Season 57 (11 returns)..... 1978
 * SWC record

KICKOFF RETURNS

Lowest Average Return Allowed, Season 13.9..... 1955
 (12th Man Kickoff Team) 13.1..... 1983

SCORING

Fewest Points Allowed, Season 0 (8 games)..... 1917
 (10 games)..... * 1919
 Shutouts, Season10..... * 1919
 * SWC record

FUMBLES

Most Fumbles Recovered, Game7 vs. Baylor..... Oct. 16, 1982
 Most Fumbles Recovered, Season29..... * 1952
 * SWC record

RECORDS

MISCELLANEOUS

FUMBLES LOST

Most Fumbles, Game	10 vs. Ellington FieldSept. 22, 1945 at TexasNov. 25, 1954
Most Fumbles Lost, Game	9vs. Ellington FieldSept. 22, 1945
Most Fumbles, Season	501973
Most Fumbles Lost, Season	311974

PENALTIES

Most Penalties, Game	19vs Louisiana Tech.....Oct. 13, 2012
Most Penalties, Season	1081995
Most Yards Penalized, Game	167 (14 penalties) vs. Texas TechSept. 24, 1949
Most Yards Penalized, Season	8951991
Fewest Penalties, Game	0, many times... (last vs. Texas Tech, Oct. 3, 1992)
Fewest Penalties, Season	271937
Fewest Yards Penalized, Season	200 (31 penalties)1948
Most First Downs	6 vs. MissouriNov. 16, 2002

OTHER

Most Consecutive Games Won	201938-40
SWC Games Won	261991-95
Big 12 Games Won	111997-98
SEC Games Won	72020
Games Unbeaten	201938-40 (incl. ties) (all wins)
SWC Games Unbeaten	291991-95 (incl. ties) (all wins)
Home Games Unbeaten	351989-95 (incl. ties)
Home Games Won	311990-95
Unbeaten SWC Seasons	101917, 19, 21, 27, 39, 56, 91, 92, 93, 94
Untied, Unbeaten Seasons	31917, 1919, 1939
Unbeaten Seasons (with ties)	31927, 1956, 1994
National Championship Teams	31919, 1927, 1939
SWC Titles Won or Shared	17
Big 12 Titles	11998
Big 12 South Division Titles	31997, 1998, 2010
Consecutive Shutouts	191918-1920 (SWC record)
Consecutive Games Not Shutout	142Sept. 24, 1988-Nov. 6, 1999
Bowl Appearances	4019-21
Bowl Championship Series Appearances	11999 Sugar
Worst Defeat	77-0at OklahomaNov. 8, 2003
Worst Defeat, SWC	52-14at TexasNov. 26, 1970
Worst Defeat, Big 12	77-0at OklahomaNov. 8, 2003

OPPONENT RECORDS

Most Rushing Yards	285 Derrius Guice..... LSUNov. 24, 2016
	283 Cedric Benson..... TexasNov. 28, 2003
	259 Ricky Williams..... TexasNov. 27, 1998
	244 Mike Richardson..... SMUNov. 9, 1968
Most Rushing Attempts	44 Ricky Williams..... TexasNov. 27, 1998
	39 Mike Richardson..... SMUNov. 9, 1968
	39 Troy Davis..... Iowa StateOct. 12, 1996
Highest Avg./Carry	17.7 Jim Benglis (6-106).... LSUSept. 18, 1971
Most Completions	49 Kliff Kingsbury Texas TechOct. 5, 2002
Most Attempts	66 Seth Doege Texas TechOct. 8, 2011
Most Passing Yards	536 Steve Sarkisian BYUAug. 24, 1996
Most Touchdown Passes	8 B.J. Symons Texas TechOct. 4, 2003
Longest Pass Play	90 Ernest Hawkins to Cal Steveson Texas Tech Sept. 5, 1948
Most Consecutive Completions	14 Kliff Kingsbury Texas TechOct. 5, 2002
Most Interceptions Thrown	7 Ricky Bridges TCUOct. 15, 1966
Total Offense	536 (536 pass, 0 run) Steve Sarkisian BYUAug. 24, 1996
Pass Receptions	21 Quinton Patton Louisiana Tech .. Oct. 13, 2012
Receiving Yards	281 (13 receptions) Jarius Wright Arkansas Oct. 1, 2010
TD Receptions	4 Quinton Patton Louisiana Tech Oct. 13, 2012
	4 Jermaine Gresham.....OklahomaNov. 3, 2007
	4 Todd Blythe.....Iowa StateOct. 29, 2005
	3 Lyle Leong Texas TechOct. 30, 2010
	3 Terrence Toliver LSUJan. 7, 2010
	3 Dez Bryant.....Oklahoma St Oct. 4, 2008
	3 Bear Pascoe Fresno State Sept. 8, 2007
	3 Robert Johnson Texas TechSept. 30, 2006
	3 Mark Clayton Oklahoma Nov. 8, 2003
	3 Nehemiah Glover Texas TechOct. 4, 2003
	3 Larry Fitzgerald PittsburghSept. 27, 2003
	3 Lawrence Elkins BaylorOct. 26, 1963
Most All-Purpose Yards	327 Wes Welker Texas TechOct. 5, 2002
Most Points Scored	30 Collin Klein Kansas State Nov. 12, 2011
TDs Scored	5 (5 run) Collin Klein Kansas State Nov. 12, 2011
Most Tackles	31 Putt Choate SMUOct. 30, 1976
Most Interceptions	5 Wear Schoonover ArkansasOct. 26, 1929
Most INT Return Yards	119 Eddie Jackson (2 int.) AlabamaOct. 17, 2015
Longest INT Return	95 Bill Kosch NebraskaSept. 25, 1971
Most Field Goals	6 Jad Dean Clemson Sept. 3, 2005
Longest Field Goal	59 Russell Erxleben Texas Dec. 2, 1978
Best Punting Avg.	56.5 Cody Mandell (2 punts) AlabamaNov. 10, 2012
Longest Punt	81 Danny Thomas SMUNov. 7, 1964
	81 Mitch Tyner ClemsonOct. 6, 1973
Most Punt Returns	10 Doak Walker (138 yds.) SMUNov. 10, 1945

Most Punt Return Yds	166 Wes Welker (6 ret.) ..Texas TechOct. 5, 2002
Longest Punt Return	88 Wes Welker Texas TechOct. 5, 2002
Most Kickoff Ret. Yards	171 James Dixon (5 ret.) HoustonOct. 10, 1987
Longest Kickoff Return	100 Kyle Rote SMUNov. 5, 1949
	100 Elijah LillyNew MexicoNov. 11, 2017
Most Tandem Yards	293 (244 rush, 49 rec.) Mike Richardson SMU Nov. 9, 1968
Most Total Yards	684 (282 rush, 402 pass)Tennessee Sep. 8, 2016
Most Total Play	105 (39 r, 66 p, 523 y)Texas TechOct. 8, 2011
Most Rushing Yards	393 TexasNov. 28, 2003
Most Rushes	79TexasNov. 22, 1973
Most Passing Yards	605 Texas TechOct. 4, 2003
Most Pass Completions	49 Texas TechOct. 5, 2002
Most Pass Attempts	68 Louisiana TechSept. 4, 1999
Most Field Goals	6Clemson Sept. 3, 2005
Most Fumbles Lost	7Baylor Oct. 16, 1982
Most Penalties	16SMUSept. 21, 2013
	16BaylorOct. 24, 1959
Fewest Penalties	0HoustonOct. 10, 1981

ANNUAL TEAM STATS

TOTAL OFFENSE			
YEAR	YDS	GAMES	AVG
2021	4,699	12	391.6
2020	4,392	10	439.2
2019	5,128	13	394.5
2018	6,131	13	471.6
2017	5,289	13	406.8
2016	6,071	13	467.0
2015	5,521	13	424.7
2014	5,920	13	455.4
2013	6,999	13	538.4
2012	*7,261	13	*558.5
2011	6,373	13	490.2
2010	5,744	13	441.8
2009	6,055	13	465.8
2008	4,091	12	340.9
2007	5,161	13	397.0
2006	5,166	13	397.4
2005	4,865	11	442.3
2004	5,141	12	428.4
2003	4,678	12	389.8
2002	4,634	12	386.1
2001	3,363	11	305.7
2000	4,198	11	381.6
1999	4,115	11	374.0
1998	4,056	13	312.0
1997	4,497	12	374.8
1996	4,854	12	404.5
1995	4,143	11	376.6
1994	3,962	11	360.2
1993	4,409	11	400.8
1992	4,627	12	385.6
1991	4,804	11	436.7
1990	5,653	12	471.1
1989	4,128	11	375.3
1988	4,484	12	373.7
1987	3,719	11	338.1
1986	4,842	11	440.2
1985	4,612	11	419.3
1984	3,463	11	314.8
1983	3,400	11	309.1
1982	3,638	11	330.7
1981	4,243	11	385.7
1980	3,450	11	313.6
1979	3,567	11	324.3
1978	4,296	11	390.6
1977	4,178	11	379.8
1976	4,108	11	373.5
1975	3,670	11	333.6
1974	3,628	11	329.8
1973	4,064	11	369.5
1972	3,038	11	276.2
1971	2,708	11	246.2
1970	3,106	11	282.4
1969	2,774	10	277.4
1968	3,525	10	352.5
1967	2,701	10	270.1
1966	2,594	10	259.4
1965	1,950	10	195.0
1964	1,946	10	194.6
1963	1,817	10	181.7
1962	2,057	10	205.7
1961	2,416	10	241.6
1960	2,091	10	209.1
1959	2,163	10	216.3
1958	2,495	10	249.5
1957	2,760	10	276.0
1956	3,207	10	320.7
1955	2,605	10	260.5
1954	1,392	10	139.2
1953	2,565	10	256.5
1952	2,734	10	273.4
1951	3,470	10	347.0
1950	4,044	10	404.4

RUSHING OFFENSE			
YEAR	YARDS	GAMES	AVG
2021	2,196	12	183.0
2020	2,051	10	205.1
2019	2,068	13	159.1
2018	2,847	13	219.0
2017	2,023	13	155.6
2016	2,754	13	211.8
2015	2,198	13	169.1
2014	1,949	13	149.9
2013	2,406	13	185.1
2012	3,147	13	242.1
2011	2,589	13	199.2
2010	2,145	13	165.0
2009	2,394	13	184.2
2008	1,062	12	88.5
2007	2,751	13	211.6
2006	2,689	13	206.8
2005	2,584	11	234.9
2004	2,007	12	167.2
2003	2,127	12	177.2
2002	1,418	12	118.2
2001	1,254	11	114.0
2000	1,610	11	146.4
1999	1,602	11	145.6
1998	1,985	13	152.7
1997	2,465	12	205.4
1996	2,764	12	230.3
1995	1,936	11	176.0
1994	1,892	11	172.0
1993	2,577	11	234.3
1992	2,734	12	227.8
1991	2,850	11	259.1
1990	* 3,829	12	* 319.1
1989	2,199	11	199.9
1988	3,102	12	258.5
1987	2,551	11	231.9
1986	2,151	11	195.5
1985	2,328	11	211.6
1984	1,742	11	158.4
1983	1,347	11	122.5
1982	1,419	11	129.0
1981	2,345	11	213.2
1980	2,078	11	188.9
1979	2,439	11	221.7
1978	2,998	11	272.6
1977	3,304	11	300.4
1976	3,007	11	273.4
1975	3,114	11	283.1
1974	2,942	11	267.5
1973	2,920	11	265.5
1972	1,866	11	169.6
1971	1,687	11	153.4
1970	1,196	11	108.7
1969	1,493	10	149.3
1968	1,188	10	118.8
1967	1,063	10	106.3
1966	955	10	95.5
1965	731	10	73.1
1964	827	10	82.7
1963	957	10	95.7
1962	1,442	10	144.2
1961	1,627	10	162.7
1960	1,755	10	175.5
1959	1,305	10	130.5
1958	954	10	95.4
1957	2,223	10	222.3
1956	2,638	10	263.8
1955	2,123	10	212.3
1954	1,084	10	108.4
1953	1,437	10	143.7
1952	1,609	10	160.9
1951	2,345	10	234.5
1950	2,986	10	298.6

PASSING OFFENSE			
YEAR	YARDS	GAMES	AVG
2021	2,503	12	208.6
2020	2,341	10	234.1
2019	3,060	13	235.4
2018	3,284	13	252.6
2017	3,266	13	251.2
2016	3,317	13	255.2
2015	3,323	13	255.6
2014	3,971	13	305.5
2013	*4,593	13	*353.3
2012	4,114	13	316.5
2011	3,784	13	291.1
2010	3,599	13	276.8
2009	3,661	13	281.6
2008	3,029	12	252.4
2007	2,410	13	185.4
2006	2,477	13	190.5
2005	2,281	11	207.4
2004	3,134	12	261.2
2003	2,551	12	212.6
2002	3,216	12	268.0
2001	2,109	11	191.7
2000	2,588	11	235.3
1999	2,513	11	228.5
1998	2,071	13	159.3
1997	2,032	12	169.3
1996	2,090	12	174.2
1995	2,207	11	200.6
1994	2,070	11	188.2
1993	1,832	11	166.5
1992	1,893	12	157.8
1991	1,954	11	177.6
1990	1,824	12	152.0
1989	1,929	11	175.4
1988	1,382	12	115.2
1987	1,168	11	106.2
1986	2,691	11	244.6
1985	2,284	11	207.6
1984	1,721	11	156.5
1983	2,053	11	186.6
1982	2,219	11	201.7
1981	1,898	11	172.5
1980	1,362	11	123.8
1979	1,128	11	102.6
1978	1,298	11	118.0
1977	874	11	79.5
1976	1,101	11	100.1
1975	556	11	50.5
1974	686	11	62.4
1973	1,144	11	104.4
1972	1,172	11	106.5
1971	1,021	11	92.8
1970	1,910	11	173.6
1969	1,281	10	128.1
1968	2,337	10	233.7
1967	1,638	10	163.8
1966	1,639	10	163.9
1965	1,219	10	121.9
1964	1,119	10	111.9
1963	860	10	86.0
1962	615	10	61.5
1961	789	10	78.9
1960	336	10	33.6
1959	858	10	85.8
1958	1,514	10	151.4
1957	537	10	53.7
1956	569	10	56.9
1955	482	10	48.2
1954	308	10	30.8
1953	1,128	10	112.8
1952	1,125	10	112.5
1951	1,125	10	112.5
1950	1,058	10	105.8

SCORING OFFENSE			
YEAR	POINTS	GAMES	AVG
2021	352	12	29.3
2020	326	10	32.6
2019	384	13	29.5
2018	468	13	36.0
2017	425	13	32.7
2016	453	13	34.9
2015	361	13	27.8
2014	458	13	35.2
2013	575	13	44.2
2012	*578	13	*44.5
2011	508	13	39.1
2010	406	13	31.2
2009	427	13	32.8
2008	300	12	25.0
2007	363	13	27.9
2006	362	13	27.8
2005	352	11	32.0
2004	341	12	28.4
2003	304	12	25.5
2002	345	12	28.7
2001	220	11	20.0
2000	307	11	27.9
1999	318	11	28.9
1998	321	13	24.7
1997	422	12	35.2
1996	351	12	29.3
1995	305	11	27.7
1994	319	11	29.0
1993	404	11	36.7
1992	349	12	29.1
1991	402	11	36.6
1990	400	12	33.3
1989	315	11	28.6
1988	293	12	24.4
1987	278	11	25.3
1986	360	11	32.7
1985	339	11	30.8
1984	245	11	22.3
1983	218	11	19.8
1982	286	11	26.0
1981	247	11	22.5
1980	160	11	14.6
1979	243	11	22.1
1978	263	11	23.9
1977	322	11	29.3
1976	327	11	29.7
1975	265	11	24.1
1974	222	11	20.2
1973	292	11	26.5
1972	165	11	15.0
1971	144	11	13.1
1970	170	10	17.0
1969	116	10	11.6
1968	196	10	19.6
1967	191	10	19.1
1966	145	10	14.5
1965	80	10	8.0
1964	88	10	8.8
1963	90	10	9.0
1962	61	10	6.1
1961	184	10	18.4
1960	73	10	7.3
1959	87	10	8.7
1958	124	10	12.4
1957	158	10	15.8
1956	223	10	22.3
1955	160	10	16.0
1954	106	10	10.6
1953	128	10	12.8
1952	213	10	21.3
1951	213	10	21.3
1950	344	10	34.4

TOTAL DEFENSE			
YEAR	YARDS	GAMES	AVG
2021	3,930	12	327.5
2020	3,173	10	317.3
2019	4,423	13	340.2
2018	4,529	13	348.5
2017	5,310	13	408.5
2016			

ANNUAL TEAM STATS

RUSHING DEFENSE

YEAR	YARDS	GAMES	AVG
2021	1,618	12	134.8
2020	920	10	92.0
2019	1,699	13	130.7
2018	1,238	13	95.2
2017	2,221	13	170.8
2016	2,493	13	191.8
2015	2,778	13	213.7
2014	2,808	13	216.0
2013	2,890	13	222.3
2012	1,814	13	139.5
2011	1,324	13	101.8
2010	1,692	13	130.2
2009	2,231	13	171.6
2008	2,631	12	219.2
2007	2,092	13	160.9
2006	1,717	13	132.1
2005	1,531	11	139.2
2004	1,710	12	142.5
2003	2,701	12	225.1
2002	1,571	12	130.9
2001	1,247	11	113.4
2000	1,169	11	106.3
1999	1,259	11	114.3
1998	1,582	13	121.7
1997	1,977	12	164.8
1996	1,256	12	104.7
1995	1,164	11	105.8
1994	1,016	11	92.4
1993	1,385	11	125.9
1992	1,412	12	117.7
1991	946	11	86.0
1990	1,903	12	158.6
1989	1,224	11	111.3
1988	1,456	12	121.3
1987	1,203	11	109.4
1986	1,222	11	111.1
1985	1,640	11	149.1
1984	1,673	11	152.1
1983	1,966	11	178.7
1982	2,251	11	204.6
1981	1,817	11	165.2
1980	2,190	11	199.1
1979	1,700	11	154.6
1978	1,264	11	114.9
1977	1,865	11	169.6
1976	1,064	11	96.7
1975	* 883	11	* 80.3
1974	1,521	11	138.3
1973	2,033	11	184.8
1972	1,812	11	164.7
1971	1,838	11	167.1
1970	2,592	11	235.6
1969	1,807	11	164.3
1968	2,024	10	202.4
1967	1,709	10	170.9
1966	2,012	10	201.2
1965	1,805	10	180.5
1964	1,393	10	139.3
1963	1,501	10	150.1
1962	1,501	10	150.1
1961	1,421	10	142.1
1960	1,761	10	176.1
1959	1,949	10	194.9
1958	1,906	10	190.6
1957	1,681	10	168.1
1956	1,302	10	130.2
1955	1,629	10	162.9
1954	1,997	10	199.7
1953	1,735	10	173.5
1952	1,488	10	148.8
1951	2,278	10	227.8
1950	1,928	10	192.8

PASSING DEFENSE

YEAR	YARDS	GAMES	AVG
2021	2,312	12	192.7
2020	2,253	10	225.3
2019	2,724	13	209.5
2018	3,291	13	253.2
2017	3,089	13	237.6
2016	3,250	13	250.0
2015	2,162	13	166.3
2014	3,052	13	234.8
2013	3,295	13	253.5
2012	3,259	13	250.7
2011	3,592	13	276.3
2010	3,044	13	234.2
2009	3,311	13	254.7
2008	2,912	12	242.7
2007	3,313	13	254.8
2006	2,477	13	190.5
2005	3,351	11	304.6
2004	2,931	12	244.2
2003	2,477	12	206.4
2002	2,490	12	207.5
2001	1,987	11	180.6
2000	2,369	11	215.4
1999	2,053	11	186.6
1998	2,179	13	167.6
1997	1,804	12	150.3
1996	2,688	12	224.0
1995	1,617	12	147.0
1994	1,904	11	173.1
1993	1,339	11	121.7
1992	2,230	12	185.8
1991	1,500	11	136.4
1990	1,722	12	143.5
1989	2,006	11	182.4
1988	1,916	12	159.7
1987	1,489	11	135.4
1986	1,613	11	146.6
1985	1,461	11	132.8
1984	1,725	11	156.8
1983	1,402	11	127.5
1982	2,182	11	198.3
1981	2,154	11	195.8
1980	1,554	11	141.3
1979	1,291	11	117.4
1978	1,367	11	124.3
1977	1,746	11	158.7
1976	1,292	11	117.5
1975	1,139	11	103.5
1974	751	11	68.3
1973	844	11	76.7
1972	1,471	11	133.7
1971	1,435	11	130.5
1970	1,467	11	133.4
1969	1,329	11	120.8
1968	1,651	10	165.1
1967	1,691	10	169.1
1966	1,229	10	122.9
1965	1,429	10	142.9
1964	1,165	10	116.5
1963	1,056	10	105.6
1962	1,176	10	117.6
1961	987	10	98.7
1960	635	10	63.5
1959	947	10	94.7
1958	890	10	89.0
1957	* 534	10	* 53.4
1956	786	10	78.6
1955	746	10	74.6
1954	619	10	61.9
1953	928	10	92.8
1952	728	10	72.8
1951	893	10	89.3
1950	1,713	10	171.3

SCORING DEFENSE

YEAR	POINTS	GAMES	AVG
2021	191	12	15.9
2020	217	10	21.7
2019	293	13	22.5
2018	329	13	25.3
2017	399	13	30.7
2016	319	13	24.5
2015	286	13	22.0
2014	365	13	28.1
2013	419	13	32.2
2012	283	13	21.8
2011	366	13	28.2
2010	285	13	21.9
2009	436	13	33.5
2008	449	12	37.4
2007	337	13	25.9
2006	267	13	20.5
2005	343	11	31.2
2004	291	12	24.2
2003	465	12	38.8
2002	280	12	23.3
2001	204	11	18.5
2000	196	11	17.8
1999	208	11	18.9
1998	190	13	14.6
1997	207	12	17.3
1996	257	12	21.4
1995	148	11	13.5
1994	147	11	13.4
1993	119	11	10.8
1992	168	12	14.0
1991	144	11	13.1
1990	218	12	18.2
1989	161	11	14.6
1988	253	12	21.1
1987	158	11	14.4
1986	187	11	17.0
1985	180	11	16.4
1984	217	11	19.7
1983	174	11	15.8
1982	314	11	28.5
1981	187	11	17.0
1980	259	11	23.6
1979	159	11	14.5
1978	171	11	15.6
1977	257	11	23.4
1976	126	11	11.5
1975	104	11	9.5
1974	131	11	11.9
1973	231	11	21.0
1972	243	11	22.1
1971	212	11	19.3
1970	304	11	27.6
1969	192	11	17.5
1968	184	10	18.4
1967	138	10	13.8
1966	183	10	18.3
1965	170	10	17.0
1964	162	10	16.2
1963	153	10	15.3
1962	155	10	15.5
1961	118	10	11.8
1960	117	10	11.7
1959	141	10	14.1
1958	217	10	21.7
1957	* 47	10	* 4.7
1956	81	10	8.1
1955	65	10	6.5
1954	177	10	17.7
1953	186	10	18.6
1952	187	10	18.7
1951	179	10	17.9
1950	206	10	20.6

* denotes modern school record. The 1917 & 1919 teams held opponents scoreless.

A&M WINNING STREAKS

WINNING STREAKS

GM	YEARS	ENDED BY	SCORE
20	1938-40	Texas	0-7
14	1956-57	Rice	6-7
13	1917-18	Texas	0-7
12	1992	Notre Dame	3-28
12	1919-20	LSU	0-0
11	2020-21	Arkansas	10-20
10	1998	Texas	24-26
10	1976-77	Michigan	3-41
10	1975	Arkansas	6-31
10	1909-10	Arkansas	0-5
9	1993	Notre Dame	21-24
9	1991	Florida State	2-10
9	1940-41	Texas	0-23
9	1914-15	Rice	0-7
9	1911-12	Kansas State	10-13

WINNING STREAKS IN CONFERENCE PLAY (REGULAR SEASON ONLY)

GM	YEARS	LEAGUE	ENDED BY	SCORE
26	1991-94	SWC	SMU	21-21
12	1938-40	SWC	Texas	0-7
11	1997-98	Big 12	Texas	24-26
10	1987-88	SWC	Arkansas	20-25
10	1985-86	SWC	Arkansas	10-14
10	1976-77	SWC	Arkansas	20-26
10	1956-57	SWC	Rice	6-7

UNBEATEN STREAKS

GM	W	T	YEARS	ENDED BY	SCORE
19	17	2	1918-20	Texas	3-7
18	17	1	1956-57	Rice	6-7
13	12	1	1994-95	Colorado	21-29
12	12	0	1992	Notre Dame	3-28
12	10	2	1902-03	Oklahoma	0-6
12	11	1	1927-28	Centenary	0-6
11	11	0	2020-21	Arkansas	10-20
10	10	0	1998	Texas	24-26
9	9	0	1993	Notre Dame	21-24
9	9	0	1991	Florida State	2-10
9	8	1	1942-43	Texas	13-27

UNBEATEN STREAKS (REGULAR SEASON ONLY)

GM	W	T	YEARS	ENDED BY	SCORE
23	23	0	1991-93	Oklahoma	14-44
19	19	0	1938-40	Texas	0-7
19	17	2	1918-20	Texas	3-7
18	17	1	1956-57	Rice	6-7
13	12	1	1994-95	Colorado	21-29
12	12	0	1992	Notre Dame	3-28
12	11	1	1927-28	Centenary	0-6
12	10	2	1902-03	Oklahoma	0-6

UNBEATEN STREAKS IN SWC PLAY

GM	W	T	YEARS	ENDED BY	SCORE
29	28	1	1991-95	Texas Tech	7-14
15	12	3	1919-22	Arkansas	7-13

WINNING STREAKS (NON-CONFERENCE)

GM	YEARS	ENDED BY	SCORE
20	2011-15	Louisville	21-27
9	1914-15	Rice	0-7
9	1911-12	Kansas State	10-13
8	1910-11	Texas	0-6
7	1907	Texas	6-11
7	1904-05	Transylvania, Ky.	6-29

UNBEATEN STREAKS (NON-CONFERENCE)

GM	W	T
----	---	---

A&M IN THE NCAA RANKINGS

NCAA LEADERS

TOTAL DEFENSEyds allowed/g	
1939.....	76.3
1975.....	183.8
1991.....	222.4

RUSHING DEFENSE yds allowed/g	
1939.....	41.5
1940.....	44.3
1975.....	80.3

PUNT RETURNSavg yds/return	
1950.....	17.6
1993.....	17.9
2015.....	19.7
2016.....	25.4

KICKOFF RETURNSavg yds/return	
1993.....	31.2
1994.....	27.8

PUNTINGnet avg yds/punt	
1999.....	42.7
2018.....	44.7

BLOCKED KICKStotal blocks	
2017.....	8

BLOCKED PUNTStotal blocks	
2017.....	5

QB SACKStotal/game	
2011.....	3.92

RUSHING

YEAR	PLAYER	YARDS	RK
1950	Bob Smith	1,302	3
1988	Darren Lewis	1,692	2
1990	Darren Lewis	1,691	3
2018	Trayveon Williams	1,760	5

RUSHING TDS

YEAR	PLAYER	TDS	RK
2018	Trayveon Williams	18	5

ALL PURPOSE

YEAR	PLAYER	YARDS	RANK
2018	Trayveon Williams	2,038	5

PASSING

YEAR	PLAYER	ATT/COMP/INT	YDS	RK
1941	Derace Moser	67-166-19	912	5
1944	Jim Cashion	59-113-13	852	3

TOTAL OFFENSE

YEAR	PLAYER	YARDS	RK
1943	Babe Hallmark	1,080	5
1958	Charles Milstead	1,332	4
2009	Jerrold Johnson	4,085	3
2012	Johnny Manziel	5,116	1
2013	Johnny Manziel	4,873	3

YARDS PER CATCH

YEAR	PLAYER	YPC	RK
2017	Damion Ratley	23.1	4

POINTS RESPONSIBLE FOR

YEAR	PLAYER	PPG	RK
2009	Jerrold Johnson	17.9	4
2012	Johnny Manziel	21.7	1
2013	Johnny Manziel	21.1	2

RECEIVING

YEAR	PLAYER	REC-YDS	RK
1942	Bill Rogers	39-432	1
1943	Marion Flanagan	23-403	2
1944	Clarence Howell	24-394	4
1958	John Tracey	37-466	4

SACKS

YEAR	PLAYER	SACKS	RANK
2009	Von Miller	17	1
2015	Myles Garrett	12.5	5

TACKLES FOR LOSS

YEAR	PLAYER	TFL-YDS	RANK
2009	Von Miller	21.5-125	5

BLOCKED KICKS

YEAR	PLAYER	BLK	RANK
2017	Armani Watts	2	t3
	Cullen Gillaspia	2	t3
2018	Jayden Peevy	2	5

SOLO TACKLES

YEAR	PLAYER	TCK	RANK
2015	Armani Watts	88	3

PUNT RETURNS

YEAR	PLAYER	PR-AVG	RK
1943	Marion Flanagan	49-9.7	1
1972	Carl Roaches	19-15.1	4
1991	Kevin Smith	19-14.5	7
1993	Aaron Glenn	17-19.9	1
2011	Dustin Harris	18-18.6	1
2014	Speedy Noil	15-18.0	8
2021	Ainias Smith	23-11.3	10

KICKOFF RETURNS

YEAR	PLAYER	KR-AVG	RK
1948	Bob Goode	16-40.7	5
1993	Leeland McElroy	15-39.3	1
2010	Coryell Judie	20-30.3	6

FIELD GOALS

YEAR	PLAYER	FG-ATT	PCT	RK
1996	Kyle Bryant	18-23	.783	10
1997	Kyle Bryant	18-22	.818	7
2011	Randy Bullock	29-33	.879	1

PUNTING

YEAR	PLAYER	AVG	RK
1944	Bobby Goff	40.3	5
1965	Phil Scoggin	43.6	4
1997	Shane Lechler	47.0	3
1999	Shane Lechler	46.5	3
2008	Justin Brantly	45.7	3
2015	Drew Kaser	47.5	4
2018	Braden Mann	51.0	1
2019	Braden Mann	47.1	4

SCORING

YEAR	PLAYER	PTS	RK
1927	Joel Hunt	128	1
1939	John Kimbrough	60	5
1986	Scott Slater	100	4
1992	Greg Hill	102	5

DEFENSE IN NCAA TOP 10 RANKINGS

YEAR	CATEGORY	STAT	RK
2021	SCORING DEFENSE	15.9	3
	SACKS PER GAME	3.25	7
	4TH DOWN CONVERSION	.353	8
	RED ZONE DEFENSE	.710	8
2020	RUSHING DEFENSE	92.0	2
	TOTAL DEFENSE	317.3	9
	NET PUNTING	44.7	1
2018	RUSHING DEFENSE	95.2	3
	3RD DOWN CONVERSION	.302	9
	KICKOFF RETURNS	24.95	10
	BLOCKED KICKS	8	1
2017	BLOCKED PUNTS	5	1
	SACKS PER GAME	3.31	2
	NET PUNTING	42.3	3
2016	TACKLES FOR LOSS	111	7
	PASSING	166.3	4
2015	TACKLES FOR LOSS	111	3
	4TH DOWN CONVERSION	.200	2
2011	QB SACKS	3.91	1
	TACKLES FOR LOSS	8.0	3
2001	TOTAL DEFENSE	294.0	10
	PASS EFFICIENCY	99.7	9
2000	SCORING	17.8	10
	TOTAL DEFENSE	214.8	10
1998	SCORING	14.6	10
	TURNOVER MARGIN	+1.2	7
1995	TOTAL DEFENSE	257.7	3
	PASS EFFICIENCY	88.4	2
1994	SCORING	13.5	3
	RUSHING	105.8	8
1993	SCORING	13.4	4
	TOTAL DEFENSE	265.5	5
1993	RUSHING	92.4	6
	PASS EFFICIENCY	74.9	1
1992	TOTAL DEFENSE	247.6	3
	SCORING	10.8	2
1992	TURNOVER MARGIN	+1.2	4
	SCORING	14.0	9
1991	TOTAL DEFENSE	222.4	1
	PASSING	136.4	1
1987	SCORING	13.1	7
	RUSHING	86.0	4
1987	TOTAL DEFENSE	244.7	7
	PASSING	135.4	9
1985	TOTAL DEFENSE	281.9	8
	PASSING	127.5	5
1978	TOTAL DEFENSE	239.1	6
	TOTAL DEFENSE	214.2	4
1976	RUSHING	96.7	2
	TOTAL DEFENSE	183.8	1
1975	RUSHING	80.3	1
	SCORING	9.5	5
1974	SCORING	11.9	11
	TOTAL DEFENSE	206.5	2
1973	PASSING	68.3	2
	PASSING	76.7	5
1957	SCORING	4.7	2
	PASSING	53.4	10
1956	TOTAL DEFENSE	208.8	8
	RUSHING	130.2	6
1945	PASSING	44.6	3
	TOTAL DEFENSE	159.5	10
1944	RUSHING	76.7	5
	SCORING	5.1	4
1943	TOTAL DEFENSE	130.9	4
	PASSING	45.2	2
1940	RUSHING	44.3	1
	SCORING	3.8	4
1939	SCORING	1.8	1
	TOTAL DEFENSE	76.3	1
1919	RUSHING	41.5	1
	PASSING	34.8	2
1917	SCORING	0.0	1
	SCORING	0.0	1

OFFENSE IN NCAA TOP 10 RANKINGS

YEAR	CATEGORY	STAT	RK
2020	3RD DOWN %	0.549	3
	TIME OF POSSESSION	34:49	3
	SACKS ALLOWED	0.70	5
2018	TFL ALLOWED	3.80	6
	FIRST DOWNS	336	8
2017	TIME OF POSSESSION	34:34	3
	PUNT RETURNS	17.1	2
2013	TOTAL OFFENSE	538.4	4
	FIRST DOWNS	356	8
2012	PASSING OFFENSE	353.4	7
	TOTAL OFFENSE	558.5	3
2011	SCORING OFFENSE	44.5	4
	TOTAL OFFENSE	490.2	7
2009	SACKS ALLOWED	0.69	4
	PUNT RETURNS	13.6	10
2009	TOTAL OFFENSE	465.8	5

RECORDS

YEAR-BY-YEAR TEAM RECORD

Overall (127 seasons): 766-491-48

Year	Overall W- L	Conf W- L	Conf Finish	Bowl	Final Rank*	Coach
1894	1-1					F.D. Perkins
1895				did not field team		
1896	2-0-1					A.M. Soule, H.W. South
1897	1-2					C.W. Taylor
1898	4-2					H.W. Williams
1899	4-2					W.A. Murray
1900	2-2-1					W.A. Murray
1901	1-4					W.A. Murray
1902	7-0-2					J.E. Platt
1903	7-3-1					J.E. Platt
1904	4-2					J.E. Platt
1905	7-2					W.E. Bachman
1906	6-1					W.E. Bachman
1907	6-1-1					L.L. Larson
1908	3-5					N.A. Merriam
1909	7-0-1					C.B. Moran
1910	8-1					C.B. Moran
1911	6-1					C.B. Moran
1912	8-1					C.B. Moran
1913	3-4-2					C.B. Moran
1914	6-1-1					C.B. Moran

SOUTHWEST CONFERENCE ERA (1915-1995)

1915	6-2	1-1	t-4th			E.H. Harlan
1916	6-3	2-1	t-3rd			E.H. Harlan
1917	8-0	2-0	1st			D.X. Bible
1918	6-1	1-1	t-3rd			D.V. Graves
1919	10-0	4-0	1st			D.X. Bible
1920	6-1-1	5-1	3rd			D.X. Bible
1921	6-1-2	3-0-2	1st	Dixie Classic		D.X. Bible
1922	5-4	2-2	t-3rd			D.X. Bible
1923	5-3-1	0-3-1	8th			D.X. Bible
1924	7-2-1	2-2-1	4th			D.X. Bible
1925	7-1-1	4-1	1st			D.X. Bible
1926	5-3-1	1-3-1	6th			D.X. Bible
1927	8-0-1	4-0-1	1st			D.X. Bible
1928	5-4-1	1-3-1	5th			D.X. Bible
1929	5-4	2-3	6th			Matty Bell
1930	2-7	0-5	7th			Matty Bell
1931	7-3	3-2	3rd			Matty Bell
1932	4-4-2	1-2-2	4th			Matty Bell
1933	6-3-1	2-2-1	4th			Matty Bell
1934	2-7-2	1-4-1	6th			Homer Norton
1935	3-7	1-5	7th			Homer Norton
1936	8-3-1	3-2-1	t-3rd			Homer Norton
1937	5-2-2	2-2-2	5th			Homer Norton
1938	4-4-1	2-3-1	5th			Homer Norton
1939	11-0	6-0	1st	Sugar	1 st	Homer Norton
1940	9-1	5-1	t-1st	Cotton	6 th	Homer Norton
1941	9-2	5-1	1st	Cotton	9 th	Homer Norton
1942	4-5-1	2-3-1	5th			Homer Norton
1943	7-2-1	4-1	2nd	Orange		Homer Norton
1944	7-4	2-3	t-4th			Homer Norton
1945	6-4	3-3	t-3rd			Homer Norton
1946	4-6	3-3	4th			Homer Norton
1947	3-6-1	1-4-1	t-5th			Homer Norton
1948	0-9-1	0-5-1	7th			Harry Stiteler
1949	1-8-1	0-5-1	7th			Harry Stiteler
1950	7-4	3-3	t-3rd	Presidential Cup		Harry Stiteler
1951	5-3-2	1-3-2	5th			Raymond George
1952	3-6-1	1-4-1	6th			Raymond George
1953	4-5-1	1-5	t-6th			Raymond George
1954	1-9	0-6	7th			Paul "Bear" Bryant
1955	7-2-1	4-1-1	2nd		14 th	Paul "Bear" Bryant
1956	9-0-1	6-0	1st		5 th	Paul "Bear" Bryant
1957	8-3	4-2	3rd	Gator	9 th	Paul "Bear" Bryant
1958	4-6	2-4	t-5th			Jim Myers

Year	Overall W- L	Conf W- L	Conf Finish	Bowl	Final Rank*	Coach
1959	3-7	0-6	7th			Jim Myers
1960	1-6-3	0-4-3	7th			Jim Myers
1961	4-5-1	3-4	4th			Jim Myers
1962	3-7	3-4	t-4th			Hank Foldberg
1963	2-7-1	1-5-1	8th			Hank Foldberg
1964	1-9	1-6	7th			Hank Foldberg
1965	3-7	1-6	t-7th			Gene Stallings
1966	4-5-1	4-3	4th			Gene Stallings
1967	7-4	6-1	1st	Cotton		Gene Stallings
1968	3-7	2-5	t-6th			Gene Stallings
1969	3-7	2-5	t-6th			Gene Stallings
1970	2-9	0-7	8th			Gene Stallings
1971	5-6	4-3	4th			Gene Stallings
1972	3-8	2-5	t-7th			Emory Bellard
1973	5-6	3-4	6th			Emory Bellard
1974	8-3	5-2	t-2nd		15 th	Emory Bellard
1975	10-2	6-1	t-1st	Liberty	11 th	Emory Bellard
1976	10-2	6-2	3rd	Sun	7 th	Emory Bellard
1977	8-4	6-2	3rd	Bluebonnet		Emory Bellard
1978	8-4	4-4	5th	Hall of Fame	18 th	Emory Bellard, Tom Wilson
1979	6-5	4-4	5th			Tom Wilson
1980	4-7	3-5	6th			Tom Wilson
1981	7-5	4-4	5th	Independence		Tom Wilson
1982	5-6	3-5	t-6th			Jackie Sherrill
1983	5-5-1	4-3-1	t-3rd			Jackie Sherrill
1984	6-5	3-5	7th			Jackie Sherrill
1985	10-2	7-1	1st	Cotton	6 th	Jackie Sherrill
1986	9-3	7-1	1st	Cotton	12 th	Jackie Sherrill
1987	10-2	6-1	1st	Cotton	9 th	Jackie Sherrill
1988	7-5	6-1	2nd			Jackie Sherrill
1989	8-4	6-2	t-2nd	Hancock	20 th	R.C. Slocum
1990	9-3-1	5-2-1	t-2nd	Holiday	13 th	R.C. Slocum
1991	10-2	8-0	1st	Cotton	12 th	R.C. Slocum
1992	12-1	7-0	1st	Cotton	7 th	R.C. Slocum
1993	10-2	7-0	1st	Cotton	8 th	R.C. Slocum
1994	10-0-1	6-0-1	ineligible		8 th	R.C. Slocum
1995	9-3	5-2	t-2nd	Alamo	15 th	R.C. Slocum

BIG 12 CONFERENCE ERA (1996-2011)

1996	6-6	4-4	3rd (s)			R.C. Slocum
1997	9-4	6-2	1st (s)	Cotton	20 th	R.C. Slocum
1998	11-3	7-1	1st	Sugar	11 th	R.C. Slocum
1999	8-4	5-3	t-2nd (s)	Alamo	23 rd	R.C. Slocum
2000	7-5	5-3	3rd (s)	Independence		R.C. Slocum
2001	8-4	4-4	t-3rd (s)	Galleryfurniture.com		R.C. Slocum
2002	6-6	3-5	5th (s)			R.C. Slocum
2003	4-8	2-6	5th (s)			Dennis Franchione
2004	7-5	5-3	3rd (s)	Cotton		Dennis Franchione
2005	5-6	3-5	4th (s)			Dennis Franchione
2006	9-4	5-3	3rd (s)	Holiday		Dennis Franchione
2007	7-6	4-4	t-4th (s)	Alamo		Dennis Franchione
2008	4-8	2-6	t-5th (s)			Mike Sherman
2009	6-7	3-5	5th (s)	Independence		Mike Sherman
2010	9-4	6-2	t-1st (s)	Cotton	17 th	Mike Sherman
2011	7-6	4-5	t-6th	Texas		Mike Sherman

SOUTHEASTERN CONFERENCE ERA (2012-Present)

2012	11-2	6-2	t-2nd (w)	Cotton	5 th	Kevin Sumlin
2013	9-4	4-4	4th (w)	Chick-Fil-A	18 th	Kevin Sumlin
2014	8-5	3-5	6th (w)	Liberty		Kevin Sumlin
2015	8-5	4-4	5th (w)	Music City		Kevin Sumlin
2016	8-5	4-4	4th (w)	Texas		Kevin Sumlin
2017	7-6	4-4	t-4th (w)	Belk		Kevin Sumlin
2018	9-4	5-3	t-2nd (w)	Gator	16 th	Jimbo Fisher
2019	8-5	4-4	4th (w)	Texas		Jimbo Fisher
2020	9-1	8-1	2nd (w)	Orange	4 th	Jimbo Fisher
2021	8-4	4-4	t-3rd (w)	Gator ¹		Jimbo Fisher

¹ - Texas A&M did not participate in the 2021 TaxSlayer Gator Bowl due to COVID-19

*Conference Championships Highlighted



YEAR-BY-YEAR RESULTS

► 1894 1-1 Coach F. D. Perkins

OPPONENT	W / L	SCORES	REC
at Texas	L	0 38	0-1
Galveston Ball HS	W	14 6	1-1

► 1895 no team

► 1896 2-0-1 Coach A. M. Soule / H.W. South

OPPONENT	W / L / T	SCORES	REC
Galveston Ball HS	T	0 0	0-0-1
Austin College	W	22 4	1-0-1
Houston HS	W	28 0	2-0-1

► 1897 1-2 Coach C. W. Taylor

OPPONENT	W / L	SCORES	REC
Houston HS	L	0 10	0-1
TCU	L	6 30	0-2
Austin College	W	4 0	1-2

► 1898 4-2 Coach H. W. Williams

OPPONENT	W / L	SCORES	REC
HOUSTON HS	W	51 0	1-0
at Texas	L	0 48	1-1
HOUSTON HS	L	0 6	1-2
^ at TCU	W	16 0	2-2
AUSTIN COLLEGE	W	22 6	3-2
FORT WORTH UNIV.	W	28 0	4-2

^ Waco, Texas.

► 1899 4-2 Coach W. A. Murray

OPPONENT	W / L	SCORES	REC
HOUSTON HS	W	43 0	1-0
SEWANEES	L	0 10	1-1
TULANE	W	22 0	2-1
LSU	W	52 0	3-1
BAYLOR	W	33 0	4-1
^ vs Texas	L	0 6	4-2

^ at San Antonio, Texas

► 1900 2-2-1 Coach W. A. Murray

OPPONENT	W / L / T	SCORES	REC
KANSAS CITY MEDICS	T	6 6	0-0-1
^ vs Texas	L	0 5	0-1-1
at Texas	L	0 11	0-2-1
WAXAHACHIE ATH. CLUB	W	11 0	1-2-1
HENRY COLLEGE	W	44 0	2-2-1

^ at San Antonio, Texas

► 1901 1-4 Coach W. A. Murray

OPPONENT	W / L	SCORES	REC
BAYLOR	W	6 0	1-0
BAYLOR	L	6 17	1-1
^ vs Texas	L	0 17	1-2
at Texas	L	0 32	1-3
BAYLOR	L	0 46	1-4

^ at San Antonio, Texas

► 1902 7-0-2 Coach J. E. Platt

OPPONENT	W / L / T	SCORES	REC
St. Edwards	W	11 0	1-0
Trinity	T	0 0	1-0-1
BAYLOR	W	11 6	2-0-1
BAYLOR	W	22 0	3-0-1
^ vs Texas	T	0 0	3-0-2
TULANE	W	17 5	4-0-2
^ at TCU	W	22 0	5-0-2
TRINITY	W	34 0	6-0-2
at Texas	W	11 0	7-0-2

^ at San Antonio, Texas ^ Waco, Texas

► 1903 7-3-1 Coach J. E. Platt

OPPONENT	W / L / T	SCORES	REC
TRINITY	W	16 0	1-0
^ at TCU	W	11 0	2-0
ARKANSAS	W	6 0	3-0
OKLAHOMA	L	0 6	3-1
BAYLOR	T	0 0	3-1-1
BAYLOR	W	18 0	4-1-1
TCU	W	16 0	5-1-1
TRINITY	L	0 18	5-2-1
BAYLOR	W	5 0	6-2-1
at Texas	L	6 29	6-3-1
TCU	W	14 6	7-3-1

^ Waco, Texas

► 1904 4-2 Coach J. E. Platt

OPPONENT	W / L	SCORES	REC
DEAF & DUMB INST.	W	49 0	1-0
BAYLOR	W	5 0	2-0
TCU	W	29 0	3-0
SEWANEES	L	5 17	3-1
at Texas	L	6 34	3-2
BAYLOR	W	10 0	4-2

► 1905 7-2 Coach W. E. Bachman

OPPONENT	W / L	SCORES	REC
HOUSTON YMCA	W	29 0	1-0
TCU	W	20 0	2-0
BAYLOR	W	42 0	3-0
TRINITY	W	24 0	4-0
AUSTIN COLLEGE	W	18 11	5-0
^ at TCU	W	24 11	6-0
TRANSYLVANIA (KY)	L	6 29	6-1
BAYLOR	W	17 5	7-1
at Texas	L	0 27	7-2

^ Waco, Texas

► 1906 6-1 Coach W. E. Bachman

OPPONENT	W / L	SCORES	REC
TCU	W	42 0	1-0
DANIEL BAKER	W	34 0	2-0
^ at TCU	W	22 0	3-0
TULANE	W	18 0	4-0
HASKELL INSTITUTE	W	32 6	5-0
LSU	W	22 12	6-0
at Texas	L	0 24	6-1

^ Waco, Texas

► 1907 6-1-1 Coach L. L. Larson

OPPONENT	W / L / T	SCORES	REC
FORT WORTH UNIV	W	34 0	1-0
^ vs Texas	T	0 0	1-0-1
LSU	W	11 5	2-0-1
HASKELL INSTITUTE	W	5 0	3-0-1
TCU	W	32 5	4-0-1
TULANE	W	18 6	5-0-1
OKLAHOMA	W	19 0	6-0-1
at Texas	L	6 11	6-1-1

^ at Dallas, Texas

► 1908 3-5 Coach N. A. Merriam

OPPONENT	W / L	SCORES	REC
TRINITY	W	6 0	1-0
BAYLOR	L	5 6	1-1
LSU	L	0 26	1-2
^ at TCU	W	13 10	2-2
^ vs Texas	L	8 24	2-3
HASKELL INSTITUTE	L	0 23	2-4
SOUTHWESTERN	W	32 0	3-4
at Texas	L	12 28	3-5

^ Waco, Texas ^ at Houston, Texas

► 1909 7-0-1 Coach C. B. Moran

OPPONENT	W / L / T	SCORES	REC
AUSTIN COLLEGE	W	17 0	1-0
TCU	T	0 0	1-0-1
HASKELL INSTITUTE	W	15 0	2-0-1
BAYLOR	W	9 6	3-0-1
^ vs Texas	W	23 0	4-0-1
TRINITY	W	47 0	5-0-1
OKLAHOMA	W	14 8	6-0-1
at Texas	W	5 0	7-0-1

^ at Houston, Texas

► 1910 8-1 Coach C. B. Moran

OPPONENT	W / L	SCORES	REC
MARSHALL SCHOOL	W	48 0	1-0
AUSTIN COLLEGE	W	27 5	2-0
TCU	W	35 0	3-0
TRANSYLVANIA (KY)	W	33 0	4-0
at Arkansas	L	0 5	4-1
at TCU	W	23 6	5-1
^ vs Texas	W	14 8	6-1
SOUTHWESTERN	W	6 0	7-1
TULANE	W	17 0	8-1

^ at Houston, Texas

► 1911 6-1 Coach C. B. Moran

OPPONENT	W / L	SCORES	REC
SOUTHWESTERN	W	22 0	1-0
AUSTIN COLLEGE	W	33 0	2-0
AUBURN	W	16 0	3-0
OLE MISS	W	17 0	4-0
^ vs Texas	L	0 6	4-1
BAYLOR	W	22 11	5-1
DALLAS UNIV	W	24 9	6-1

^ at Houston, Texas

► 1912 8-1 Coach C. B. Moran

OPPONENT	W / L	SCORES	REC
DANIEL BAKER	W	50 0	1-0
TRINITY	W	59 0	2-0
^ vs Arkansas	W	27 0	3-0
AUSTIN COLLEGE	W	57 0	4-0
OKLAHOMA	W	28 6	5-0
MISSISSIPPI STATE	W	41 7	6-0
TULANE	W	41 0	7-0
KANSAS STATE	L	10 13	7-1
BAYLOR	W	53 0	8-1

^ at Dallas, Texas

► 1913 3-4-2 Coach C. B. Moran

OPPONENT	W / L / T	SCORES	REC
TRINITY	W	7 0	1-0
AUSTIN COLLEGE	W	6 0	2-0
POLYTECHNIC COLLEGE	W	19 6	3-0
! MISSISSIPPI STATE	L	0 6	3-1
KANSAS STATE	L	0 12	3-2
OKLAHOMA A&M	L	0 3	3-3
HASKELL INSTITUTE	L	0 28	3-4
BAYLOR	T	14 14	3-4-1
LSU	T	7 7	3-4-2

! at Dallas, Texas

► 1914 6-1-1 Coach C. B. Moran

OPPONENT	W / L / T	SCORES	REC
AUSTIN COLLEGE	W	32 0	1-0
TRINITY	T	0 0	1-0-1
TCU	W	40 0	2-0-1
vs Haskell Institute	L	0 10	2-1-1
vs LSU	W	63 9	3-1-1
RICE	W	32 7	4-1-1
OKLAHOMA A&M	W	24 0	5-1-1
vs Ole Miss	W	14 7	6-1-1

at Fort Worth, Texas ! at Dallas, Texas

► 1915 6-2, 1-1 Coach E. H. Harlan

OPPONENT	W / L	SCORES	REC
AUSTIN COLLEGE	W	40 0	1-0
TRINITY	W	62 0	2-0
at TCU	W	13 10	3-0
MO. SCHOOL OF MINES	W	33 3	4-0
# vs Haskell Institute	W	21 7	5-0
* at Rice	L	0 7	5-1, 0-1
* TEXAS	W	13 0	6-1, 1-1
MISSISSIPPI STATE	L	0 7	6-2

* SWC game # at Dallas, Texas

HISTORY

▶ 1916		6-3, 2-1		Coach E. H. Harlan	
DATE	OPPONENT	W / L	SCORES	RECORD	
OCT. 6	Fri * SOUTHWESTERN	W	6 0	1-0, 1-0	
14	Sat ! vs LSU	L	0 13	1-1	
23	Mon SMU	W	62 0	2-1	
28	Sat # vs Haskell Institute	W	13 0	3-1	
NOV. 4	Sat at Rice	L	0 20	3-2	
11	Sat * at Baylor	W	3 0	4-2, 2-0	
17	Fri MO. SCHOOL OF MINES	W	77 0	5-2	
23	Thu DALLAS UNIV	W	20 6	6-2	
30	Thu * at Texas	L	7 21	6-3, 2-1	

* SWC game ! at Galveston, Texas # at Dallas, Texas

▶ 1917		8-0, 2-0		Coach D. X. Bible	
SWC CHAMPIONS					
DATE	OPPONENT	W / L	SCORES	RECORD	
OCT. 5	Fri AUSTIN COLLEGE	W	66 0	1-0	
12	Fri DALLAS UNIV	W	98 0	2-0	
22	Mon SOUTHWESTERN	W	20 0	3-0	
27	Sat # vs LSU	W	27 0	4-0	
NOV. 2	Fri TULANE	W	35 0	5-0	
10	Sat * at Baylor	W	7 0	6-0, 1-0	
20	Tue * TEXAS	W	7 0	7-0, 2-0	
29	Thu at Rice	W	10 0	8-0	

* SWC game # at San Antonio, Texas

▶ 1918		6-1, 1-1		Coach D. V. Graves	
DATE	OPPONENT	W / L	SCORES	RECORD	
OCT. 26	Sat REAM FIELD	W	6 0	1-0	
NOV. 2	Sat CAMP TRAVIS	W	12 6	2-0	
9	Sat * at Baylor	W	19 0	3-0, 1-0	
16	Sat SOUTHWESTERN	W	7 0	4-0	
23	Sat CAMP MABRY	W	19 6	5-0	
28	Thu * at Texas	L	0 7	5-1, 1-1	
DEC. 7	Sat CAMP TRAVIS REMOUNT	W	60 0	6-1	

* SWC game

▶ 1919		10-0, 4-0		Coach D. X. Bible	
NATIONAL CHAMPIONS					
[by Billingsley, National Championship Foundation]					
DATE	OPPONENT	W / L	SCORES	RECORD	
OCT. 3	Fri SAM HOUSTON STC	W	77 0	1-0	
3	Fri SAN MARCOS STC	W	28 0	2-0	
11	Sat * at SMU	W	16 0	3-0, 1-0	
18	Sat HOWARD PAYNE	W	12 0	4-0	
24	Fri TRINITY	W	42 0	5-0	
31	Fri * OKLAHOMA A&M	W	28 0	6-0, 2-0	
NOV. 8	Sat * at Baylor	W	10 0	7-0, 3-0	
15	Sat TCU	W	48 0	8-0	
20	Thu SOUTHWESTERN	W	7 0	9-0	
27	Thu * TEXAS	W	7 0	10-0, 4-0	

* SWC game

▶ 1920		6-1-1, 5-1		Coach D. X. Bible	
DATE	OPPONENT	W / L / T	SCORES	RECORD	
OCT. 1	Fri DANIEL BAKER	W	110 0	1-0	
9	Sat * SMU	W	3 0	2-0, 1-0	
15	Fri LSU	T	0 0	2-0-1	
22	Fri * PHILLIPS UNIV	W	47 0	3-0-1, 2-0	
30	Sat * at Oklahoma A&M	W	35 0	4-0-1, 3-0	
NOV. 6	Sat * at Baylor	W	24 0	5-0-1, 4-0	
16	Tue * RICE	W	7 0	6-0-1, 5-0	
25	Thu * at Texas	L	3 7	6-1-1, 5-1	

* SWC game

▶ 1921		6-1-2, 3-0-2		Coach D. X. Bible	
SWC CHAMPIONS					
DATE	OPPONENT	W / L / T	SCORES	RECORD	
SEPT. 30	Fri HOWARD PAYNE	W	14 7	1-0	
OCT. 12	Wed * at SMU	W	13 0	2-0, 1-0	
15	Sat at LSU	L	0 6	2-1	
21	Fri ARIZONA	W	17 13	3-1	
28	Fri * OKLAHOMA A&M	W	23 7	4-1, 2-0	
NOV. 5	Sat * at Baylor	W	14 3	5-1, 3-0	
11	Fri * at Rice	T	7 7	5-1-1, 3-0-1	
24	Thu * TEXAS	T	0 0	5-1-2, 3-0-2	
JAN. 2	Mon † vs Centre College	W	22 14	6-1-2	

* SWC game. † Dixie Classic, Fair Park, Dallas ... Attendance 20,000

▶ 1922		5-4, 2-2		Coach D. X. Bible	
DATE	OPPONENT	W / L	SCORES	RECORD	
SEPT. 29	Fri HOWARD PAYNE	L	7 13	0-1	
OCT. 10	Tue # vs Tulsa	L	10 13	0-2	
14	Sat SOUTHWESTERN	W	33 0	1-2	
20	Fri at LSU	W	46 0	2-2	
27	Fri # vs Ouachita College	W	19 6	3-2	
NOV. 4	Sat * at Baylor	L	7 13	3-3, 0-1	
11	Sat * at SMU	L	6 17	3-4, 0-2	
18	Sat * RICE	W	24 0	4-4, 1-2	
30	Thu * at Texas	W	14 7	5-4, 2-2	

* SWC game # at Dallas, Texas

▶ 1923		5-3-1, 0-3-1		Coach D. X. Bible	
DATE	OPPONENT	W / L / T	SCORES	RECORD	
SEPT. 22	Sat SAM HOUSTON STC	W	53 0	1-0	
28	Fri HOWARD PAYNE	W	21 0	2-0	
OCT. 5	Fri SOUTHWESTERN	W	13 0	3-0	
13	Sat # vs Sewanee	W	14 0	4-0	
20	Sat at LSU	W	28 0	5-0	
26	Fri * SMU	L	0 10	5-1, 0-1	
NOV. 3	Sat * at Baylor	T	0 0	5-1-1, 0-1-1	
18	Sun * at Rice	L	6 7	5-2-1, 0-2-1	
29	Thu * TEXAS	L	0 6	5-3-1, 0-3-1	

* SWC game # at Dallas, Texas

▶ 1924		7-2-1, 2-2-1		Coach D. X. Bible	
DATE	OPPONENT	W / L / T	SCORES	RECORD	
SEPT. 20	Sat JOHN TARLETON SC	W	40 0	1-0	
26	Fri TRINITY	W	33 0	2-0	
OCT. 3	Fri SOUTHWESTERN	W	54 0	3-0	
11	Sat # vs Sewanee	W	7 0	4-0	
17	Fri ARKANSAS A&M	W	40 0	5-0	
25	Sat * at SMU	T	7 7	5-0-1, 0-0-1	
NOV. 1	Sat * at Baylor	L	7 15	5-1-1, 0-1-1	
7	Fri * TCU	W	28 0	6-1-1, 1-1-1	
14	Fri * RICE	W	13 6	7-1-1, 2-1-1	
27	Thu * at Texas	L	0 7	7-2-1, 2-2-1	

* SWC game # at Dallas, Texas

▶ 1925		7-1-1, 4-1		Coach D. X. Bible	
SWC CHAMPIONS					
DATE	OPPONENT	W / L / T	SCORES	RECORD	
SEPT. 25	Fri TRINITY	W	20 10	1-0	
OCT. 2	Fri SOUTHWESTERN	W	23 6	2-0	
10	Sat # vs Sewanee	T	6 6	2-0-1	
16	Fri * SMU	W	7 0	3-0-1, 1-0	
23	Fri SAM HOUSTON STC	W	77 0	4-0-1	
31	Sat * at Baylor	W	13 0	5-0-1, 2-0	
NOV. 7	Sat * at TCU	L	0 3	5-1-1, 2-1	
14	Sat * at Rice	W	17 0	6-1-1, 3-1	
26	Thu * TEXAS	W	28 0	7-1-1, 4-1	

* SWC game # at Dallas, Texas

▶ 1926		5-3-1, 1-3-1		Coach D. X. Bible	
DATE	OPPONENT	W / L / T	SCORES	RECORD	
SEPT. 24	Fri TRINITY	W	26 0	1-0	
OCT. 2	Sat SOUTHWESTERN	W	35 0	2-0	
9	Sat # vs Sewanee	W	6 3	3-0	
16	Sat NEW MEXICO	W	63 0	4-0	
23	Sat * at SMU	L	7 9	4-1, 0-1	
30	Sat * at Baylor	L	9 20	4-2, 0-2	
NOV. 5	Fri * TCU	T	13 13	4-2-1, 0-2-1	
12	Fri * RICE	W	20 0	5-2-1, 1-2-1	
25	Thu * at Texas	L	5 14	5-3-1, 1-3-1	

* SWC game # at Dallas, Texas

► 1927 8-0-1, 4-0-1 **Coach D. X. Bible**

NATIONAL CHAMPIONS
[by Sagarin, Sagarin (ELO-Chess)]

DATE	OPPONENT	W / L / T	SCORES	RECORD
SEPT. 24 Sat	TRINITY	W	45 0	1-0
OCT. 1 Sat	SOUTHWESTERN	W	31 0	2-0
8 Sat	# vs Sewanee	W	18 0	3-0
15 Sat	* ARKANSAS	W	40 6	4-0, 1-0
22 Sat	* at TCU	T	0 0	4-0-1, 1-0-1
NOV. 28 Fri	TEXAS TECH	W	47 6	5-0-1
5 Sat	* at SMU	W	39 13	6-0-1, 2-0-1
11 Fri	* at Rice	W	14 0	7-0-1, 3-0-1
18 Fri	* TEXAS	W	28 7	8-0-1, 4-0-1

* SWC game # at Dallas, Texas

► 1928 5-4-1, 1-3-1 **Coach D. X. Bible**

DATE	OPPONENT	W / L / T	SCORES	RECORD
SEPT. 22 Sat	TRINITY	W	21 0	1-0
29 Sat	SOUTHWESTERN	W	21 0	2-0
OCT. 6 Sat	# vs Sewanee	W	69 0	3-0
13 Sat	* CENTENARY	L	0 6	3-1
20 Sat	* TCU	L	0 6	3-2, 0-1
27 Sat	* at Arkansas	L	12 27	3-3, 0-2
NOV. 3 Sat	NORTH TEXAS STC	W	44 0	4-3
10 Sat	* at SMU	T	19 19	4-3-1, 0-2-1
16 Fri	* RICE	W	19 0	5-3-1, 1-2-1
29 Thu	* at Texas	L	0 19	5-4-1, 1-3-1

* SWC game # at Dallas, Texas

► 1929 5-4-2-3 **Coach Madison Bell**

DATE	OPPONENT	W / L	SCORES	RECORD
SEPT. 28 Sat	SOUTHWESTERN	W	54 7	1-0
OCT. 5 Sat	at Tulane	L	10 13	1-1
12 Sat	# vs Kansas State	W	19 0	2-1
19 Sat	* at TCU	L	7 13	2-2, 0-1
26 Sat	* ARKANSAS	L	13 14	2-3, 0-2
NOV. 2 Sat	STEPHEN F AUSTIN STC	W	54 0	3-3
9 Sat	* SMU	L	7 12	3-4, 0-3
16 Sat	* at Rice	W	26 6	4-4, 1-3
28 Thu	* TEXAS	W	13 0	5-4, 2-3

* SWC game # at Dallas, Texas

► 1930 2-7, 0-5 **Coach Madison Bell**

DATE	OPPONENT	W / L	SCORES	RECORD
SEPT. 27 Sat	SOUTHWESTERN	W	43 0	1-0
OCT. 4 Sat	at Nebraska	L	0 13	1-1
11 Sat	# vs Tulane	L	9 19	1-2
18 Sat	!* at Arkansas	L	0 13	1-3, 0-1
25 Sat	* TCU	L	0 3	1-4, 0-2
NOV. 1 Sat	CENTENARY	W	7 6	2-4
8 Sat	* at SMU	L	7 13	2-5, 0-3
15 Sat	* RICE	L	0 7	2-6, 0-4
27 Thu	* at Texas	L	0 26	2-7, 0-5

* SWC game # at Dallas, Texas ! at Little Rock, Arkansas

► 1931 7-3, 3-2 **Coach Madison Bell**

DATE	OPPONENT	W / L	SCORES	RECORD
SEPT. 26 Sat	SOUTHWESTERN	W	33 0	1-0
26 Sat	JOHN TARLETON SC	W	21 0	2-0
OCT. 3 Sat	at Tulane	L	0 7	2-1
10 Sat	# vs Iowa	W	29 0	3-1
17 Sat	* at TCU	L	0 6	3-2, 0-1
24 Sat	* BAYLOR	W	33 7	4-2, 1-1
31 Sat	at Centenary	W	7 0	5-2
NOV. 7 Sat	* SMU	L	0 8	5-3, 1-2
14 Sat	* at Rice	W	7 0	6-3, 2-2
26 Thu	* TEXAS	W	7 6	7-3, 3-2

* SWC game # at Dallas, Texas

► 1932 4-4-2, 1-2-2 **Coach Madison Bell**

DATE	OPPONENT	W / L / T	SCORES	RECORD
SEPT. 24 Sat	# vs Texas Tech	W	7 0	1-0
OCT. 1 Sat	at Tulane	L	14 26	1-1
5 Wed	SAM HOUSTON STC	W	26 0	2-1
8 Sat	TEXAS A&I	W	14 0	3-1
15 Sat	* TCU	L	0 17	3-2, 0-1
22 Sat	* at Baylor	T	0 0	3-2-1, 0-1-1
29 Sat	at Centenary	L	0 7	3-3-1
NOV. 5 Sat	* at SMU	T	0 0	3-3-2, 0-1-2
11 Fri	* RICE	W	14 7	4-3-2, 1-1-2
24 Thu	* at Texas	L	0 21	4-4-2, 1-2-2

* SWC game. # at Amarillo, Texas.

► 1933 6-3-1, 2-2-1 **Coach Madison Bell**

DATE	OPPONENT	W / L / T	SCORES	RECORD
SEPT. 23 Sat	TRINITY	W	38 0	1-0
30 Sat	at Tulane	W	13 6	2-0
OCT. 6 Fri	SAM HOUSTON STC	W	34 14	3-0
13 Fri	TEXAS A&I	W	17 0	4-0
21 Sat	* at TCU	L	7 13	4-1, 0-1
28 Sat	* BAYLOR	W	14 7	5-1, 1-1
NOV. 4 Sat	at Centenary	L	0 20	5-2
11 Sat	* SMU	L	0 19	5-3, 1-2
18 Sat	* at Rice	W	27 0	6-3, 2-2
30 Thu	* TEXAS	T	10 10	6-3-1, 2-2-1

* SWC game

► 1934 2-7-2, 1-4-1 **Coach H. H. Norton**

DATE	OPPONENT	W / L / T	SCORES	RECORD
SEPT. 22 Sat	SAM HOUSTON STC	W	28 0	1-0
29 Sat	TEXAS A&I	T	14 14	1-0-1
OCT. 5 Fri	at Temple	L	6 40	1-1-1
13 Sat	# vs Centenary	L	0 13	1-2-1
20 Sat	* TCU	L	0 13	1-3-1, 0-1
27 Sat	* at Baylor	W	10 7	2-3-1, 1-1
NOV. 3 Sat	* ARKANSAS	T	7 7	2-3-2, 1-1-1
10 Sat	* at SMU	L	0 28	2-4-2, 1-2-1
17 Sat	* RICE	L	6 25	2-5-2, 1-3-1
29 Thu	* at Texas	L	0 13	2-6-2, 1-4-1
DEC. 8 Sat	! vs Michigan State	L	13 26	2-7-2

* SWC game # at Beaumont, Texas ! at San Antonio, Texas

► 1935 3-7, 1-5 **Coach H. H. Norton**

DATE	OPPONENT	W / L	SCORES	RECORD
SEPT. 21 Sat	STEPHEN F AUSTIN STC	W	37 6	1-0
27 Fri	at Sam Houston STC	W	25 0	2-0
OCT. 5 Sat	TEMPLE	L	0 14	2-1
12 Sat	at Centenary	L	6 7	2-2
19 Sat	* at TCU	L	14 19	2-3, 0-1
26 Sat	* BAYLOR	L	6 14	2-4, 0-2
NOV. 2 Sat	!* at Arkansas	L	7 14	2-5, 0-3
16 Sat	* at Rice	L	10 17	2-6, 0-4
28 Thu	* TEXAS	W	20 6	3-6, 1-4
DEC. 7 Sat	* SMU	L	0 24	3-7, 1-5

* SWC game ! at Little Rock, Arkansas

► 1936 8-3-1, 3-2-1 **Coach H. H. Norton**

DATE	OPPONENT	W / L / T	SCORES	RECORD	RK
SEPT. 26 Sat	SAM HOUSTON STC	W	39 6	1-0	—
OCT. 3 Sat	at Hardin-Simmons	W	3 0	2-0	—
10 Sat	* at Rice	W	3 0	3-0, 1-0	—
17 Sat	* TCU	W	18 7	4-0, 2-0	—
24 Sat	* at Baylor	T	0 0	4-0-1, 2-0-1	14
31 Sat	* ARKANSAS	L	0 18	4-1-1, 2-1-1	—
NOV. 7 Sat	* at SMU	W	22 6	5-1-1, 3-1-1	—
11 Wed	at San Francisco	W	38 14	6-1-1	15
14 Sat	UTAH	W	20 7	7-1-1	15
21 Sat	at Centenary	L	0 3	7-2-1	14
26 Thu	* TEXAS	L	0 7	7-3-1, 3-2-1	—
DEC. 5 Sat	MANHATTAN COLLEGE	W	13 6	8-3-1	—

* SWC game

► 1937 5-2-2, 2-2-2 **Coach H. H. Norton**

DATE	OPPONENT	W / L / T	SCORES	RECORD	RK
OCT. 2 Sat	at Manhattan College	W	14 7	1-0	—
9 Sat	MISSISSIPPI STATE	W	14 0	2-0	—
16 Sat	* at TCU	T	7 7	2-0-1, 0-0-1	—
23 Sat	* (*18) BAYLOR	L	0 13	2-1-1, 0-1-1	13
30 Sat	* at (*20) Arkansas	L	13 26	2-2-1, 0-2-1	—
NOV. 6 Sat	* SMU	W	14 0	3-2-1, 1-2-1	—
13 Sat	* at (*15) Rice	T	6 6	3-2-2, 1-2-2	—
25 Thu	* TEXAS	W	7 0	4-2-2, 2-2-2	—
DEC. 4 Sat	at San Francisco	W	42 0	5-2-2	—

* SWC game

► 1938 4-4-1, 2-3-1 **Coach H. H. Norton**

DATE	OPPONENT	W / L / T	SCORES	RECORD	RK
SEPT. 24 Sat	TEXAS A&I	W	52 0	1-0	—
OCT. 1 Sat	TULSA	W	20 0	2-0	—
8 Sat	SANTA CLARA	L	0 7	2-1	—
15 Sat	* TCU	L	6 34	2-2, 0-1	—
22 Sat	* at (*17) Baylor	T	6 6	2-2-1, 0-1-1	—
29 Sat	* ARKANSAS	W	13 7	3-2-1, 1-1-1	—
NOV. 5 Sat	* at SMU	L	7 10	3-3-1, 1-2-1	—
12 Sat	* at Texas	L	6 7	3-4-1, 1-3-1	—
24 Thu	* RICE	W	27 0	4-4-1, 2-3-1	—

* SWC game

HISTORY

► **1939** **11-0, 6-0** **Coach H. H. Norton**

NATIONAL CHAMPIONS

[by Associated Press, Billingsley, Boand, DeVold, Dunkel, Football Research, Helms, Houlgate, National Championship Foundation, Poling, Sagarin (ELO-Chess), Williamson]

DATE	OPPONENT	W / L	SCORES	RECORD	RK
SEPT. 23 Sat	at Oklahoma A&M	W	32 0	1-0	—
30 Sat	CENTENARY	W	14 0	2-0	—
OCT. 6 Fri	at Santa Clara	W	7 3	3-0	—
14 Sat	VILLANOVA	W	33 7	4-0	—
21 Sat	* at TCU	W	20 6	5-0, 1-0	9
28 Sat	* BAYLOR	W	20 0	6-0, 2-0	5
NOV. 4 Sat	* at Arkansas	W	27 0	7-0, 3-0	5
11 Sat	* (#13) SMU	W	6 2	8-0, 4-0	2
18 Sat	* at Rice	W	19 0	9-0, 5-0	2
30 Thu	* TEXAS	W	20 0	10-0, 6-0	1
JAN. 1 Mon	† at (#5) Tulane	W	14 13	11-0	1

* SWC game † Sugar Bowl, Tulane Stadium, New Orleans, Louisiana Attendance: 72,000

► **1940** **9-1, 5-1** **Coach H. H. Norton**

SWC CO-CHAMPIONS

DATE	OPPONENT	W / L	SCORES	RECORD	RK
SEPT. 28 Sat	TEXAS A&I	W	26 0	1-0	—
OCT. 5 Sat	# vs Tulsa	W	41 6	2-0	—
12 Sat	at UCLA	W	7 0	3-0	—
19 Sat	* TCU	W	21 7	4-0, 1-0	2
26 Sat	* at Baylor	W	14 7	5-0, 2-0	4
NOV. 2 Sat	* ARKANSAS	W	17 0	6-0, 3-0	5
9 Sat	* at (#14) SMU	W	19 7	7-0, 4-0	4
16 Sat	* RICE	W	25 0	8-0, 5-0	3
28 Thu	* at Texas	L	0 7	8-1, 5-1	2
JAN. 1 Wed	† vs (#12) Fordham	W	13 12	9-1	6

* SWC game † at Alamo Stadium, San Antonio, Texas † Cotton Bowl, Dallas Attendance: 45,507

► **1941** **9-2, 5-1** **Coach H. H. Norton**

SWC CHAMPIONS

DATE	OPPONENT	W / L	SCORES	RECORD	RK
SEPT. 27 Sat	SAM HOUSTON STC	W	54 0	1-0	—
OCT. 4 Sat	# vs Texas A&I	W	41 0	2-0	—
11 Sat	at New York Univ	W	49 7	3-0	—
18 Sat	* at TCU	W	14 0	4-0, 1-0	14
25 Sat	* BAYLOR	W	48 0	5-0, 2-0	9
NOV. 1 Sat	!* at Arkansas	W	7 0	6-0, 3-0	5
8 Sat	* SMU	W	21 10	7-0, 4-0	5
15 Sat	* at Rice	W	19 6	8-0, 5-0	4
27 Thu	* (#10) TEXAS	L	0 23	8-1, 5-1	2
DEC. 6 Sat	% vs (#19) Washington State	W	7 0	9-1	9
JAN. 1 Thu	† vs (#20) Alabama	L	21 29	9-2	9

* SWC game # at San Antonio, Texas ! at Little Rock, Ark. % at Tacoma, Wash. † Cotton Bowl, Dallas Attendance: 33,000

► **1942** **4-5-1, 2-3-1** **Coach H. H. Norton**

DATE	OPPONENT	W / L / T	SCORES	RECORD	RK
SEPT. 26 Sat	at LSU	L	7 16	0-1	—
OCT. 3 Sat	TEXAS TECH	W	19 0	1-1	—
10 Sat	at Corpus Christi NAS	L	7 18	1-2	—
17 Sat	* (#17) TCU	L	2 7	1-3, 0-1	—
24 Sat	* at Baylor	L	0 6	1-4, 0-2	—
31 Sat	* ARKANSAS	W	41 0	2-4, 1-2	—
NOV. 7 Sat	* at SMU	W	27 20	3-4, 2-2	—
14 Sat	* at Rice	T	0 0	3-4-1, 2-2-1	—
26 Thu	* at (#18) Texas	L	6 12	3-5-1, 2-3-1	—
DEC. 5 Sat	WASHINGTON STATE	W	21 0	4-5-1	—

* SWC game

► **1943** **7-2-1, 4-1** **Coach H. H. Norton**

DATE	OPPONENT	W / L / T	SCORES	RECORD	RK
SEPT. 25 Sat	BRYAN AFB	W	48 6	1-0	—
OCT. 2 Sat	at Texas Tech	W	13 0	2-0	—
9 Sat	at LSU	W	28 13	3-0	—
16 Sat	* at TCU	W	13 0	4-0, 1-0	18
23 Sat	# at North Texas AC	T	0 0	4-0-1	13
30 Sat	* at Arkansas	W	13 0	5-0-1, 2-0	19
NOV. 6 Sat	* SMU	W	22 0	6-0-1, 3-0	16
13 Sat	* at Rice	W	20 0	7-0-1, 4-0	14
25 Thu	* (#12) TEXAS	L	13 27	7-1-1, 4-1	16
JAN. 1 Sat	† vs LSU	L	14 19	7-2-1	—

* SWC game # at Arlington, Texas † Orange Bowl, Miami, Fla.

► **1944** **7-4, 2-3** **Coach H. H. Norton**

DATE	OPPONENT	W / L	SCORES	RECORD	RK
SEPT. 23 Sat	BRYAN AFB	W	39 0	1-0	—
30 Sat	# vs Texas Tech	W	27 14	2-0	—
OCT. 7 Sat	at Oklahoma	L	14 21	2-1	—
14 Sat	* TCU	L	7 13	2-2, 0-1	—
21 Sat	at LSU	W	7 0	3-2	—
28 Sat	! at North Texas AC	W	61 0	4-2	—
NOV. 4 Sat	* ARKANSAS	L	6 7	4-3, 0-2	—
11 Sat	* at SMU	W	39 6	5-3, 1-2	—
18 Sat	* at Rice	W	19 6	6-3, 2-2	—
30 Thu	* at Texas	L	0 6	6-4, 2-3	—
DEC. 8 Fri	at Miami (Fla.)	W	70 14	7-4	—

* SWC game # at San Antonio, Texas ! at Arlington, Texas

► **1945** **6-4, 3-3** **Coach H. H. Norton**

DATE	OPPONENT	W / L	SCORES	RECORD	RK
SEPT. 22 Sat	ELLINGTON FIELD	W	54 0	1-0	—
29 Sat	at Texas Tech	W	16 6	2-0	—
OCT. 6 Sat	at Oklahoma	W	19 14	3-0	—
13 Sat	LSU	L	12 31	3-1	17
20 Sat	* at TCU	L	12 13	3-2, 0-1	—
27 Sat	* BAYLOR	W	19 13	4-2, 1-1	—
NOV. 3 Sat	* at Arkansas	W	34 0	5-2, 2-1	—
10 Sat	* SMU	W	3 0	6-2, 3-1	—
17 Sat	* at Rice	L	0 6	6-3, 3-2	—
29 Thu	* (#10) TEXAS	L	10 20	6-4, 3-3	—

* SWC game

► **1946** **4-6, 3-3** **Coach H. H. Norton**

DATE	OPPONENT	W / L	SCORES	RECORD	RK
SEPT. 21 Sat	NORTH TEXAS STATE	W	47 0	1-0	—
28 Sat	# vs Texas Tech	L	0 6	1-1	—
OCT. 5 Sat	at Oklahoma	L	7 10	1-2	—
12 Sat	at LSU	L	9 33	1-3	—
19 Sat	* TCU	W	14 0	2-3, 1-0	—
26 Sat	* at Baylor	W	17 0	3-3, 2-0	—
NOV. 2 Sat	* ARKANSAS	L	0 7	3-4, 2-1	—
9 Sat	* at SMU	W	14 0	4-4, 3-1	—
16 Sat	* (#14) RICE	L	10 27	4-5, 3-2	—
28 Thu	* at (#20) Texas	L	7 24	4-6, 3-3	—

* SWC game # at San Antonio, Texas

► **1947** **3-6-1, 1-4-1** **Coach H. H. Norton**

DATE	OPPONENT	W / L / T	SCORES	RECORD	RK
SEPT. 20 Sat	SOUTHWESTERN	W	48 0	1-0	—
27 Sat	# vs Texas Tech	W	29 7	2-0	—
OCT. 4 Sat	at Oklahoma	L	14 26	2-1	—
11 Sat	at LSU	L	13 19	2-2	—
18 Sat	* at TCU	L	0 26	2-3, 0-1	—
25 Sat	* BAYLOR	W	24 0	3-3, 1-1	—
NOV. 1 Sat	* at Arkansas	T	21 21	3-3-1, 1-1-1	—
8 Sat	* (#3) SMU	L	0 13	3-4-1, 1-2-1	—
15 Sat	* at Rice	L	7 41	3-5-1, 1-3-1	—
27 Thu	* (#7) TEXAS	L	13 32	3-6-1, 1-4-1	—

* SWC game # at San Antonio, Texas

► **1948** **0-9-1, 0-5-1** **Coach Harry Stiteler**

DATE	OPPONENT	W / L / T	SCORES	RECORD	RK
SEPT. 18 Sat	at Villanova	L	14 34	0-1	—
25 Sat	# vs Texas Tech	L	14 20	0-2	—
OCT. 2 Sat	at Oklahoma	L	14 42	0-3	—
9 Sat	at LSU	L	13 14	0-4	—
16 Sat	* TCU	L	14 27	0-5, 0-1	—
23 Sat	* at Baylor	L	14 20	0-6, 0-2	—
30 Sat	* ARKANSAS	L	6 28	0-7, 0-3	—
NOV. 6 Sat	* at (#8) SMU	L	14 20	0-8, 0-4	—
13 Sat	* RICE	L	6 28	0-9, 0-5	—
25 Thu	* at Texas	T	14 14	0-9-1, 0-5-1	—

* SWC game # at San Antonio, Texas

► **1949** **1-8-1, 0-5-1** **Coach Harry Stiteler**

DATE	OPPONENT	W / L / T	SCORES	RECORD	RK
SEPT. 17 Sat	VILLANOVA	L	0 35	0-1	—
24 Sat	# vs Texas Tech	W	26 7	1-1	—
OCT. 1 Sat	at Oklahoma	L	13 33	1-2	—
8 Sat	at LSU	L	0 34	1-3	—
15 Sat	* at TCU	L	6 28	1-4, 0-1	—
22 Sat	* (#11) BAYLOR	L	0 21	1-5, 0-2	—
29 Sat	* at Arkansas	L	6 27	1-6, 0-3	—
NOV. 5 Sat	* (#9) SMU	T	27 27	1-6-1, 0-3-1	—
12 Sat	* at (#7) Rice	L	0 13	1-7-1, 0-4-1	—
24 Thu	* TEXAS	L	14 42	1-8-1, 0-5-1	—

* SWC game # at San Antonio, Texas

► 1950 7-4, 3-3 Coach Harry Stiteler

DATE	OPPONENT	W / L	SCORES	RECORD	RK
SEPT. 23 Sat	# vs Nevada	W	48 18	1-0	—
30 Sat	# vs Texas Tech	W	34 13	2-0	—
OCT. 7 Sat	at (#6) Oklahoma	L	28 34	2-1	—
14 Sat	* VMI	W	52 0	3-1	—
21 Sat	* TCU	W	42 23	4-1, 1-0	—
28 Sat	* at Baylor	L	20 27	4-2, 1-1	13
NOV. 4 Sat	* ARKANSAS	W	42 13	5-2, 2-1	—
11 Sat	* at (#7) SMU	W	25 20	6-2, 3-1	—
18 Sat	* RICE	L	13 21	6-3, 3-2	12
30 Thu	* at (#5) Texas	L	0 17	6-4, 3-3	—
DEC. 8 Fri	† vs Georgia	W	40 20	7-4	—

* SWC game # at San Antonio, Texas † Presidential Cup, Byrd Stadium, College Park, Md. Attendance: 12,245

► 1951 5-3-2, 1-3-2 Coach Raymond George

DATE	OPPONENT	W / L / T	SCORES	RECORD	RK
SEPT. 21 Fri	at UCLA	W	21 14	1-0	6
29 Sat	# vs Texas Tech	W	20 7	2-0	10
OCT. 6 Sat	(#11) OKLAHOMA	W	14 7	3-0	4
13 Sat	at Trinity	W	53 14	4-0	n/a
20 Sat	* at TCU	L	14 20	4-1, 0-1	6
27 Sat	* (#7) BAYLOR	T	21 21	4-1-1, 0-1-1	16
NOV. 3 Sat	* at Arkansas	L	21 33	4-2-1, 0-2-1	18
10 Sat	* SMU	T	14 14	4-2-2, 0-2-2	—
17 Sat	* at Rice	L	13 28	4-3-2, 0-3-2	—
29 Thu	* (#16) TEXAS	W	22 21	5-3-2, 1-3-2	—

* SWC game # at Dallas, Texas

► 1952 3-6-1, 1-4-1 Coach Raymond George

DATE	OPPONENT	W / L / T	SCORES	RECORD	TV	RK
SEPT. 20 Sat	at Houston	W	21 13	1-0	—	—
27 Sat	# vs Oklahoma A&M	W	14 7	2-0	—	—
OCT. 4 Sat	KENTUCKY	L	7 10	2-1	—	—
11 Sat	at (#1) Michigan St.	L	6 48	2-2	—	—
18 Sat	* TCU	T	7 7	2-2-1, 0-0-1	—	—
25 Sat	* at Baylor	L	20 21	2-3-1, 0-1-1	—	—
NOV. 1 Sat	* ARKANSAS	W	31 12	3-3-1, 1-1-1	—	—
8 Sat	* at SMU	L	13 21	3-4-1, 1-2-1	—	—
15 Sat	* RICE	L	6 16	3-5-1, 1-3-1	—	—
27 Thu	* at (#10) Texas	L	12 32	3-6-1, 1-4-1	regional	—

* SWC game # at Dallas, Texas

► 1953 4-5-1, 1-5 Coach Raymond George

DATE	OPPONENT	W / L / T	SCORES	RECORD	TV	RK
SEPT. 19 Sat	at Kentucky	W	7 6	1-0	—	—
26 Sat	HOUSTON	T	14 14	1-0-1	—	—
OCT. 3 Sat	# vs (#18) Georgia	W	14 12	2-0-1	—	—
10 Sat	at Texas Tech	W	27 14	3-0-1	—	—
17 Sat	* at TCU	W	20 7	4-0-1, 1-0	—	—
24 Sat	* (#6) BAYLOR	L	13 14	4-1-1, 1-1	—	15
31 Sat	!* at Arkansas	L	14 41	4-2-1, 1-2	—	—
NOV. 7 Sat	* SMU	L	0 23	4-3-1, 1-3	—	—
14 Sat	* at (#16) Rice	L	7 34	4-4-1, 1-4	—	—
26 Thu	* (#11) TEXAS	L	12 21	4-5-1, 1-5	—	—

* SWC game # at Dallas, Texas ! at Little Rock, Ark.

► 1954 1-9, 0-6 Coach Paul "Bear" Bryant

DATE	OPPONENT	W / L	SCORES	RECORD	TV	RK
SEPT. 18 Sat	(#19) TEXAS TECH	L	9 41	0-1	—	—
25 Sat	# vs Oklahoma A&M	L	6 14	0-2	—	—
OCT. 2 Sat	at Georgia	W	6 0	1-2	—	—
9 Sat	at Houston	L	7 10	1-3	—	—
16 Sat	* TCU	L	20 21	1-4, 0-1	—	—
23 Sat	* at Baylor	L	7 20	1-5, 0-2	—	—
30 Sat	* (#4) ARKANSAS	L	7 14	1-6, 0-3	—	—
NOV. 6 Sat	* at SMU	L	3 6	1-7, 0-4	—	—
13 Sat	* RICE	L	19 29	1-8, 0-5	—	—
25 Thu	* at Texas	L	13 22	1-9, 0-6	—	—

* SWC game # at Dallas, Texas

► 1955 7-2-1, 4-1-1 Coach Paul "Bear" Bryant

DATE	OPPONENT	W / L / T	SCORES	RECORD	TV	RK
SEPT. 16 Fri	at (#1) UCLA	L	0 21	0-1	—	—
24 Sat	# vs (#16) LSU	W	28 0	1-1	—	—
OCT. 1 Sat	HOUSTON	W	21 3	2-1	—	—
8 Sat	at Nebraska	W	27 0	3-1	—	—
15 Sat	* at (#7) TCU	W	19 16	4-1, 1-0	—	19
22 Sat	* (#16) BAYLOR	W	19 7	5-1, 2-0	—	12
29 Sat	* at Arkansas	T	7 7	5-1-1, 2-0-1	—	11
NOV. 5 Sat	* SMU	W	13 2	6-1-1, 3-0-1	—	12
12 Sat	* at Rice	W	20 12	7-1-1, 4-0-1	—	9
24 Thu	* TEXAS	L	6 21	7-2-1, 4-1-1	NBC	8

* SWC game # at Dallas, Texas

► 1956 9-0-1, 6-0 Coach Paul "Bear" Bryant

SWC CHAMPIONS

DATE	OPPONENT	W / L / T	SCORES	RECORD	TV	RK
SEPT. 22 Sat	VILLANOVA	W	19 0	1-0	—	9
29 Sat	at LSU	W	9 6	2-0	—	11
OCT. 6 Sat	# vs Texas Tech	W	40 7	3-0	—	11
13 Sat	at Houston	T	14 14	3-0-1	—	9
20 Sat	* (#4) TCU	W	7 6	4-0-1, 1-0	—	14
27 Sat	* at (#8) Baylor	W	19 13	5-0-1, 2-0	—	7
NOV. 3 Sat	* ARKANSAS	W	27 0	6-0-1, 3-0	regional	5
10 Sat	* at SMU	W	33 7	7-0-1, 4-0	—	5
17 Sat	* RICE	W	21 7	8-0-1, 5-0	—	5
29 Thu	* at Texas	W	34 21	9-0-1, 6-0	—	4

* SWC game # at Dallas, Texas

► 1957 8-3, 4-2 Coach Paul "Bear" Bryant

DATE	OPPONENT	W / L	SCORES	RECORD	TV	RK
SEPT. 21 Sat	# vs Maryland	W	21 13	1-0	NBC	2
28 Sat	at Texas Tech	W	21 0	2-0	—	2
OCT. 5 Sat	MISSOURI	W	28 0	3-0	—	5
12 Sat	HOUSTON	W	28 6	4-0	—	3
19 Sat	* at TCU	W	7 0	5-0, 1-0	—	3
26 Sat	* BAYLOR	W	14 0	6-0, 2-0	—	2
NOV. 2 Sat	* at (#11) Arkansas	W	7 6	7-0, 3-0	—	1
9 Sat	* SMU	W	19 6	8-0, 4-0	—	1
16 Sat	* at (#20) Rice	L	6 7	8-1, 4-1	—	1
28 Thu	* TEXAS	L	7 9	8-2, 4-2	regional	4
DEC. 28 Fri	† vs (#13) Tennessee	L	0 3	8-3	CBS	8

* SWC game # at Dallas, Texas † Gator Bowl, Gator Bowl Stadium, Jacksonville, Fla. Attendance: 43,709

► 1958 4-6, 2-4 Coach Jim Myers

DATE	OPPONENT	W / L	SCORES	RECORD	TV	RK
SEPT. 20 Sat	# vs Texas Tech	L	14 15	0-1	—	20
27 Sat	at Houston	L	7 39	0-2	—	—
OCT. 4 Sat	MISSOURI	W	12 0	1-2	—	—
11 Sat	at Maryland	W	14 10	2-2	—	—
18 Sat	* (#20) TCU	L	8 24	2-3, 0-1	—	—
25 Sat	* at Baylor	W	33 27	3-3, 1-1	—	—
NOV. 1 Sat	* ARKANSAS	L	8 21	3-4, 1-2	—	—
8 Sat	* at (#20) SMU	L	0 33	3-5, 1-3	—	—
15 Sat	* at Rice	W	28 21	4-5, 2-3	—	—
27 Thu	* at Texas	L	0 27	4-6, 2-4	ABC	—

* SWC game # at Dallas, Texas

► 1959 3-7, 0-6 Coach Jim Myers

DATE	OPPONENT	W / L	SCORES	RECORD	TV	RK
SEPT. 19 Sat	# vs Texas Tech	L	14 20	0-1	—	—
26 Sat	at (#19) Michigan St.	W	9 7	1-1	—	—
OCT. 3 Sat	at Mississippi Southern	W	7 3	2-1	—	—
10 Sat	HOUSTON	W	28 6	3-1	—	—
17 Sat	* at TCU	L	6 39	3-2, 0-1	—	—
24 Sat	* BAYLOR	L	0 13	3-3, 0-2	—	—
31 Sat	* at (#17) Arkansas	L	7 12	3-4, 0-3	regional	—
NOV. 7 Sat	* SMU	L	11 14	3-5, 0-4	—	—
14 Sat	* at Rice	L	2 7	3-6, 0-5	—	—
26 Thu	* (#4) TEXAS	L	17 20	3-7, 0-6	—	—

* SWC game # at Dallas, Texas

► 1960 1-6-3, 0-4-3 Coach Jim Myers

DATE	OPPONENT	W / L / T	SCORES	RECORD	TV	RK
SEPT. 17 Sat	at LSU	L	0 9	0-1	—	—
24 Sat	* TEXAS TECH	T	14 14	0-1-1, 0-0-1	—	—
OCT. 1 Sat	at Trinity	W	14 0	1-1-1	—	—
8 Sat	at Houston	L	0 17	1-2-1	—	—
15 Sat	* TCU	T	14 14	1-2-2, 0-0-2	—	—
22 Sat	* at (#7) Baylor	L	0 14	1-3-2, 0-1-2	—	—
29 Sat	* (#12) ARKANSAS	L	3 7	1-4-2, 0-2-2	—	—
NOV. 5 Sat	* at SMU	T	0 0	1-4-3, 0-2-3	—	—
12 Sat	* at (#16) Rice	L	14 21	1-5-3, 0-3-3	—	—
24 Thu	* at Texas	L	14 21	1-6-3, 0-4-3	ABC	—

* SWC game

1961		4-5-1, 3-4		Coach Jim Myers			
DATE	OPPONENT	W / L / T	SCORES	RECORD	TV	RK	
SEPT. 23	Sat HOUSTON	T	7 7	0-0-1			
30	Sat at LSU	L	7 16	0-1-1			
OCT. 7	Sat * at Texas Tech	W	38 7	1-1-1, 1-0			
14	Sat at Trinity	W	55 0	2-1-1			
21	Sat * at TCU	L	14 15	2-2-1, 1-1			
28	Sat * BAYLOR	W	23 0	3-2-1, 2-1			
NOV. 4	Sat * at Arkansas	L	8 15	3-3-1, 2-2			
11	Sat * SMU	W	25 12	4-3-1, 3-2			
18	Sat * at Rice	L	7 21	4-4-1, 3-3			
23	Thu * (#5) TEXAS	L	0 25	4-5-1, 3-4	ABC		

* SWC game

1962		3-7, 3-4		Coach Hank Foldberg			
DATE	OPPONENT	W / L	SCORES	RECORD	TV	RK	
SEPT. 15	Sat at (#5) LSU	L	0 21	0-1			
22	Sat at Houston	L	3 6	0-2			
OCT. 6	Sat * TEXAS TECH	W	7 3	1-2, 1-0			
13	Sat at Florida	L	6 42	1-3			
20	Sat * TCU	L	14 20	1-4, 1-1			
27	Sat * at Baylor	W	6 3	2-4, 2-1			
NOV. 3	Sat * (#8) ARKANSAS	L	7 17	2-5, 2-2			
10	Sat * at SMU	W	12 7	3-5, 3-2			
17	Sat * at Rice	L	3 23	3-6, 3-3			
22	Thu * at (#4) Texas	L	3 13	3-7, 3-4	CBS		

* SWC game

1963		2-7-1, 1-5-1		Coach Hank Foldberg			
DATE	OPPONENT	W / L / T	SCORES	RECORD	TV	RK	
SEPT. 21	Sat at LSU	L	6 14	0-1			
28	Sat at Ohio State	L	0 17	0-2			
OCT. 5	Sat * at Texas Tech	L	0 10	0-3, 0-1			
12	Sat HOUSTON	W	23 13	1-3			
19	Sat * at TCU	T	14 14	1-3-1, 0-1-1			
26	Sat * BAYLOR	L	7 34	1-4-1, 0-2-1			
NOV. 2	Sat !* at Arkansas	L	7 21	1-5-1, 0-3-1			
9	Sat * SMU	L	7 9	1-6-1, 0-4-1			
16	Sat * at Rice	W	13 6	2-6-1, 1-4-1			
28	Thu * (#1) TEXAS	L	13 15	2-7-1, 1-5-1	CBS		

* SWC game ! at Little Rock, Ark.

1964		1-9, 1-6		Coach Hank Foldberg			
DATE	OPPONENT	W / L	SCORES	RECORD	TV	RK	
SEPT. 19	Sat at LSU	L	6 9	0-1			
25	Fri at Houston	L	0 10	0-2			
OCT. 3	Sat * TEXAS TECH	L	12 16	0-3, 0-1			
10	Sat at USC	L	7 31	0-4			
17	Sat * TCU	L	9 14	0-5, 0-2			
24	Sat * at Baylor	L	16 20	0-6, 0-3			
31	Sat * (#4) ARKANSAS	L	0 17	0-7, 0-4			
NOV. 7	Sat * at SMU	W	23 0	1-7, 1-4			
14	Sat * at Rice	L	8 19	1-8, 1-5			
26	Thu * at (#5) Texas	L	7 26	1-9, 1-6	regional		

* SWC game

1965		3-7, 1-6		Coach Gene Stallings			
DATE	OPPONENT	W / L	SCORES	RECORD	TV	RK	
SEPT. 18	Sat at (#8) LSU	L	0 10	0-1			
25	Sat at Georgia Tech	W	14 10	1-1			
OCT. 2	Sat * at Texas Tech	L	16 20	1-2, 0-1			
9	Sat HOUSTON	W	10 7	2-2			
16	Sat * at TCU	L	9 17	2-3, 0-2			
23	Sat * BAYLOR	L	0 31	2-4, 0-3			
30	Sat !* at (#2) Arkansas	L	0 31	2-5, 0-4			
NOV. 6	Sat * SMU	L	0 10	2-6, 0-5			
13	Sat * at Rice	W	14 13	3-6, 1-5			
25	Thu * TEXAS	L	17 21	3-7, 1-6			

* SWC game ! at Little Rock, Ark.

1966		4-5-1, 4-3		Coach Gene Stallings			
DATE	OPPONENT	W / L / T	SCORES	RECORD	TV	RK	
SEPT. 17	Sat at Georgia Tech	L	3 38	0-1			
24	Sat at Tulane	L	13 21	0-2			
OCT. 1	Sat * TEXAS TECH	W	35 14	1-2, 1-0			
8	Sat at LSU	T	7 7	1-2-1			
15	Sat * TCU	W	35 7	2-2-1, 2-0			
22	Sat * at Baylor	W	17 13	3-2-1, 3-0			
29	Sat * (#9) ARKANSAS	L	0 34	3-3-1, 3-1			
NOV. 5	Sat * at SMU	L	14 21	3-4-1, 3-2			
12	Sat * at Rice	W	7 6	4-4-1, 4-2			
24	Thu * at Texas	L	14 22	4-5-1, 4-3			

* SWC game

1967		7-4, 6-1		Coach Gene Stallings			
SWC CHAMPIONS							
DATE	OPPONENT	W / L	SCORES	RECORD	TV	RK	

SEPT. 16	Sat * SMU	L	17 20	0-1, 0-1	CBS	
23	Sat # vs Purdue	L	20 24	0-2		
30	Sat at LSU	L	6 17	0-3		
OCT. 7	Sat FLORIDA STATE	L	18 19	0-4		
14	Sat * at Texas Tech	W	28 24	1-4, 1-1		
21	Sat * at TCU	W	20 0	2-4, 2-1		
28	Sat * BAYLOR	W	21 3	3-4, 3-1		
NOV. 4	Sat * ARKANSAS	W	33 21	4-4, 4-1		
18	Sat * at Rice	W	18 3	5-4, 5-1		
23	Thu * TEXAS	W	10 7	6-4, 6-1		
JAN. 1	Mon † vs (#8) Alabama	W	20 16	7-4	CBS	

* SWC game # at Dallas, Texas † Cotton Bowl, Dallas Attendance: 73,800

1968		3-7, 2-5		Coach Gene Stallings			
DATE	OPPONENT	W / L	SCORES	RECORD	TV	RK	
SEPT. 21	Sat at (#18) LSU	L	12 13	0-1		13	
28	Sat at Tulane	W	35 3	1-1			
OCT. 5	Sat at Florida State	L	14 20	1-2		17	
12	Sat * TEXAS TECH	L	16 21	1-3, 0-1			
19	Sat * TCU	W	27 7	2-3, 1-1			
26	Sat * at Baylor	L	9 10	2-4, 1-2			
NOV. 2	Sat * (#17) ARKANSAS	L	22 25	2-5, 1-3			
9	Sat * at SMU	L	23 36	2-6, 1-4			
16	Sat * RICE	W	24 14	3-6, 2-4			
28	Thu * at (#6) Texas	L	14 35	3-7, 2-5	ABC		

* SWC game

1969		3-7, 2-5		Coach Gene Stallings			
DATE	OPPONENT	W / L	SCORES	RECORD	TV	RK	
SEPT. 20	Sat at LSU	L	6 35	0-1			
27	Sat at Nebraska	L	0 14	0-2			
OCT. 4	Sat at Army	W	20 13	1-2			
11	Sat * at Texas Tech	L	9 13	1-3, 0-1			
18	Sat * at TCU	L	6 16	1-4, 0-2			
25	Sat * BAYLOR	W	24 0	2-4, 1-2			
NOV. 1	Sat * at (#4) Arkansas	L	13 35	2-5, 1-3	ABC-R		
8	Sat * SMU	W	20 10	3-5, 2-3			
15	Sat * at Rice	L	6 7	3-6, 2-4			
27	Thu * (#1) TEXAS	L	12 49	3-7, 2-5			

* SWC game

1970		2-9, 0-7		Coach Gene Stallings			
DATE	OPPONENT	W / L	SCORES	RECORD	TV	RK	
SEPT. 12	Sat WICHITA STATE	W	41 14	1-0			
19	Sat at (#12) LSU	W	20 18	2-0			
26	Sat at (#1) Ohio State	L	13 56	2-1			
OCT. 3	Sat at (#8) Michigan	L	10 14	2-2			
10	Sat * TEXAS TECH	L	7 21	2-3, 0-1			
17	Sat * TCU	L	15 31	2-4, 0-2			
24	Sat * at Baylor	L	24 29	2-5, 0-3			
31	Sat * (#8) ARKANSAS	L	6 45	2-6, 0-4			
NOV. 7	Sat * at SMU	L	3 6	2-7, 0-5			
14	Sat * RICE	L	17 18	2-8, 0-6			
26	Thu * at (#1) Texas	L	14 52	2-9, 0-7			

* SWC game

1971		5-6, 4-3		Coach Gene Stallings			
DATE	OPPONENT	W / L	SCORES	RECORD	TV	ATTEN. RK	
SEPT. 11	Sat WICHITA STATE	W	41 7	1-0		29,580	
18	Sat at LSU	L	0 37	1-1		68,576	
25	Sat at (#1) Nebraska	L	7 34	1-2		67,993	
OCT. 2	Sat CINCINNATI	L	0 17	1-3		26,627	
16	Sat * at Texas Tech	L	7 28	1-4, 0-1		44,380	
20	Wed * at TCU	L	3 14	1-5, 0-2		31,910	
23	Sat * BAYLOR	W	10 9	2-5, 1-2		28,662	
30	Sat !* at (#8) Arkansas	W	17 9	3-5, 2-2		54,446	
NOV. 6	Sat * SMU	W	27 10	4-5, 3-2		27,358	
13	Sat * at Rice	W	18 13	5-5, 4-2		47,000	
25	Thu * (#12) TEXAS	L	14 34	5-6, 4-3		52,090	

* SWC game ! at Little Rock, Ark.

► 1972 **3-8, 2-5** **Coach Emory Bellard**

DATE	OPPONENT	W / L	SCORES	RECORD	TV	ATTEN.	RK
SEPT. 9	Sat at Wichita State	W	36 13	1-0	—	22,659	—
16	Sat at (*9) Nebraska	L	7 37	1-1	—	76,042	—
23	Sat at (*9) LSU	L	17 42	1-2	—	68,538	—
30	Sat ARMY	L	14 24	1-3	—	46,680	—
OCT. 14	Sat * TEXAS TECH	L	14 17	1-4, 0-1	—	34,216	—
21	Sat * TCU	L	10 13	1-5, 0-2	—	28,770	—
28	Sat * at Baylor	L	13 15	1-6, 0-3	—	40,000	—
NOV. 4	Sat * (*20) ARKANSAS	W	10 7	2-6, 1-3	—	36,723	—
11	Sat * at SMU	W	27 17	3-6, 2-3	—	32,109	—
18	Sat * RICE	L	14 20	3-7, 2-4	—	28,231	—
23	Thu * at (*6) Texas	L	3 38	3-8, 2-5	ABC	68,000	—

* SWC game

► 1973 **5-6, 3-4** **Coach Emory Bellard**

DATE	OPPONENT	W / L	SCORES	RECORD	TV	ATTEN.	RK
SEPT. 15	Sat WICHITA STATE	W	48 0	1-0	—	31,474	—
22	Sat at (*11) LSU	L	23 28	1-1	—	68,394	—
29	Sat BOSTON COLLEGE	L	24 32	1-2	—	36,317	—
OCT. 6	Sat at Clemson	W	30 15	2-2	—	30,000	—
13	Sat * at Texas Tech	L	16 28	2-3, 0-1	—	50,102	—
20	Sat * at TCU	W	35 16	3-3, 1-1	—	32,010	—
27	Sat * BAYLOR	W	28 22	4-3, 2-1	—	44,182	—
NOV. 3	Sat * at Arkansas	L	10 14	4-4, 2-2	—	37,261	—
10	Sat * SMU	W	45 10	5-4, 3-2	—	37,180	—
17	Sat * at Rice	L	20 24	5-5, 3-3	—	45,000	—
22	Thu * (*11) TEXAS	L	13 42	5-6, 3-4	—	52,974	—

* SWC game

► 1974 **8-3, 5-2** **Coach Emory Bellard**

DATE	OPPONENT	W / L	SCORES	RECORD	TV	ATTEN.	RK
SEPT. 14	Sat CLEMSON	W	24 0	1-0	—	38,792	20
21	Sat at (*7) LSU	W	21 14	2-0	—	69,088	12
28	Sat at Washington	W	28 15	3-0	—	54,000	9
OCT. 5	Sat at Kansas	L	10 28	3-1	—	36,230	5
12	Sat * (*7) TEXAS TECH	W	28 7	4-1, 1-0	ABC-R	50,620	16
19	Sat * TCU	W	17 0	5-1, 2-0	—	36,701	8
26	Sat * at Baylor	W	20 0	6-1, 3-0	—	48,500	8
NOV. 2	Sat * ARKANSAS	W	20 10	7-1, 4-0	—	47,887	8
9	Sat * at SMU	L	14 18	7-2, 4-1	—	44,463	5
16	Sat * RICE	W	37 7	8-2, 5-1	—	45,334	10
29	Thu * at (*17) Texas	L	3 32	8-3, 5-2	ABC-R	77,584	8

* SWC game

► 1975 **10-2, 6-1** **Coach Emory Bellard**

SWC TRI-CHAMPIONS

DATE	OPPONENT	W / L	SCORES	RECORD	TV	ATTEN.	RK
SEPT. 13	Sat OLE MISS	W	7 0	1-0	—	47,021	9
20	Sat at LSU	W	39 8	2-0	—	69,445	11
27	Sat ILLINOIS	W	43 13	3-0	ABC-R	45,524	8
OCT. 4	Sat at Kansas State	W	10 0	4-0	—	37,100	6
11	Sat * at Texas Tech	W	38 9	5-0, 1-0	—	52,254	6
18	Sat * at TCU	W	14 6	6-0, 2-0	—	34,210	5
25	Sat * BAYLOR	W	19 10	7-0, 3-0	—	53,693	5
NOV. 8	Sat * SMU	W	36 3	8-0, 4-0	—	49,809	4
15	Sat * at Rice	W	33 14	9-0, 5-0	—	67,000	3
28	Fri * (*5) TEXAS	W	20 10	10-0, 6-0	ABC-R	56,679	2
DEC. 6	Sat !* at (*18) Arkansas	L	6 31	10-1, 6-1	ABC	52,000	2
22	Mon † vs USC	L	0 20	10-2	ABC	52,129	6

* SWC game ! at Little Rock, Ark. † Liberty Bowl, Memphis, Tenn.

► 1976 **10-2, 6-2** **Coach Emory Bellard**

DATE	OPPONENT	W / L	SCORES	RECORD	TV	ATTEN.	RK
SEPT. 11	Sat VIRGINIA TECH	W	19 0	1-0	—	44,039	14
18	Sat KANSAS STATE	W	34 14	2-0	—	50,027	11
25	Sat * at Houston	L	10 21	2-1, 0-1	—	70,001	9
OCT. 2	Sat at Illinois	W	14 7	3-1	—	67,543	9
9	Sat * (*15) TEXAS TECH	L	16 27	3-2, 0-2	—	52,651	17
16	Sat * BAYLOR	W	24 0	4-2, 1-2	—	52,241	—
23	Sat * RICE	W	57 34	5-2, 2-2	—	47,354	—
30	Sat * at SMU	W	36 0	6-2, 3-2	ABC-R	35,213	—
NOV. 13	Sat !* at (*14) Arkansas	W	31 10	7-2, 4-2	ABC	47,000	17
20	Sat * TCU	W	59 10	8-2, 5-2	—	44,055	11
25	Thu * at Texas	W	27 3	9-2, 6-2	ABC-R	70,000	11
JAN. 2	Sun † vs Florida	W	37 14	10-2	CBS	33,250	10

* SWC game ! at Little Rock, Ark. † Sun Bowl, El Paso, Texas

► 1977 **8-4, 6-2** **Coach Emory Bellard**

DATE	OPPONENT	W / L	SCORES	RECORD	TV	ATTEN.	RK
SEPT. 10	Sat KANSAS	W	28 14	1-0	—	51,454	9
17	Sat at Virginia Tech	W	27 6	2-0	—	33,500	7
24	Sat * at (*7) Texas Tech	W	33 17	3-0, 1-0	—	55,008	6
OCT. 1	Sat at (*3) Michigan	L	3 41	3-1	ABC	104,802	5
15	Sat * at Baylor	W	38 31	4-1, 2-0	—	45,000	13
22	Sat * at Rice	W	28 14	5-1, 3-0	—	57,500	12
29	Sat * SMU	W	38 21	6-1, 4-0	—	53,932	12
NOV. 12	Sat * (*8) ARKANSAS	L	20 26	6-2, 4-1	—	55,028	11
19	Sat * at TCU	W	52 23	7-2, 5-1	—	28,563	14
26	Sat * (*1) TEXAS	L	28 57	7-3, 5-2	—	57,443	12
DEC. 3	Sat * HOUSTON	W	27 7	8-3, 6-2	ABC-R	51,790	t17
31	Sat † vs (*20) USC	L	28 47	8-4	Mizlou	52,842	t17

* SWC game † Bluebonnet Bowl, Astrodome, Houston

► 1978 **8-4, 4-4** **Coach Emory Bellard**

DATE	OPPONENT	W / L	SCORES	RECORD	TV	ATTEN.	RK
SEPT. 9	Sat at Kansas	W	37 10	1-0	—	37,640	16
23	Sat at Boston College	W	37 2	2-0	—	26,012	9
30	Sat MEMPHIS STATE	W	58 0	3-0	—	56,818	8
OCT. 7	Sat * TEXAS TECH	W	38 9	4-0, 1-0	—	56,121	7
14	Sat * at (*17) Houston	L	0 33	4-1, 1-1	—	52,156	6
21	Sat * BAYLOR	L	6 24	4-2, 1-2	—	55,458	12

Coach Tom Wilson

28	Sat * RICE	W	38 21	5-2, 2-2	—	51,461	—
NOV. 4	Sat * at SMU	W	20 17	6-2, 3-2	ABC-R	57,208	—
18	Sat !* at (*13) Arkansas	L	7 26	6-3, 3-3	ABC-R	54,118	—
25	Sat * TCU	W	15 7	7-3, 4-3	—	41,484	—
DEC. 2	Sat * at (*14) Texas	L	7 22	7-4, 4-4	ABC	78,413	—
20	Wed † vs (*19) Iowa State	W	28 12	8-4	Mizlou	41,150	—

* SWC game ! at Little Rock, Ark. † Hall of Fame Bowl, Legion Field, Birmingham, Ala.

► 1979 **6-5, 4-4** **Coach Tom Wilson**

DATE	OPPONENT	W / L	SCORES	RECORD	TV	ATTEN.	RK
SEPT. 8	Sat # vs BYU	L	17 18	0-1	—	40,000	14
15	Sat * at Baylor	L	7 17	0-2, 0-1	—	48,500	—
22	Sat at (*6) Penn State	W	27 14	1-2	—	77,576	—
29	Sat at Memphis State	W	17 7	2-2	—	38,477	—
OCT. 6	Sat * at Texas Tech	L	20 21	2-3, 0-2	—	52,468	—
13	Sat * (*7) HOUSTON	L	14 17	2-4, 0-3	—	59,545	—
27	Sat * at Rice	W	41 15	3-4, 1-3	—	43,000	—
NOV. 3	Sat * SMU	W	47 14	4-4, 2-3	ABC-R	58,690	—
17	Sat * (*9) ARKANSAS	L	10 22	4-5, 2-4	—	62,648	—
24	Sat * at TCU	W	30 7	5-5, 3-4	—	27,229	—
DEC. 1	Sat * (*6) TEXAS	W	13 7	6-5, 4-4	—	69,017	—

* SWC game # at Rice Stadium, Houston

► 1980 **4-7, 3-5** **Coach Tom Wilson**

DATE	OPPONENT	W / L	SCORES	RECORD	TV	ATTEN.	RK
SEPT. 6	Sat # at Ole Miss	W	23 20	1-0	—	47,482	—
13	Sat at (*12) Georgia	L	0 42	1-1	—	60,150	—
20	Sat (*11) PENN STATE	L	9 25	1-2	—	66,783	—
OCT. 4	Sat * TEXAS TECH	W	41 21	2-2, 1-0	—	65,379	—
11	Sat * at Houston	L	13 17	2-3, 1-1	—	46,525	—
18	Sat * (*13) BAYLOR	L	7 46	2-4, 1-2	—	69,588	—
25	Sat * RICE	L	6 10	2-5, 1-3	—	51,630	—
NOV. 1	Sat * at (*19) SMU	L	0 27	2-6, 1-4	ABC-R	41,289	—
15	Sat * at Arkansas	L	24 27	2-7, 1-5	—	38,715	—
22	Sat * TCU	W	13 10	3-7, 2-5	—	48,546	—
29	Sat * at Texas	W	24 14	4-7, 3-5	—	72,537	—

* SWC game # at Veterans Memorial Stadium, Jackson, Miss.

► 1981 **7-5, 4-4** **Coach Tom Wilson**

DATE	OPPONENT	W / L	SCORES	RECORD	TV	ATTEN.	RK
SEPT. 5	Sat at California	W	29 28	1-0	—	40,000	—
19	Sat at Boston College	L	12 13	1-1	—	31,000	—
26	Sat LOUISIANA TECH	W	43 7	2-1	—	56,217	—
OCT. 3	Sat * at Texas Tech	W	24 23	3-1, 1-0	—	50,081	—
10	Sat * HOUSTON	W	7 6	4-1, 2-0	—	66,569	—
17	Sat * at Baylor	L	17 19	4-2, 2-1	—	45,000	—
24	Sat * at Rice	W	51 26	5-2, 3-1	—	52,000	—
31	Sat * (*13) SMU	L	7 27	5-3, 3-2	—	62,646	—
NOV. 14	Sat * (*16) ARKANSAS	L	7 10	5-4, 3-3	ABC-R	62,003	—
21	Sat * TCU	W	37 7	6-4, 4-3	—	29,483	—
26	Thu * (*7) TEXAS	L	13 21	6-5, 4-4	—	71,731	—
DEC. 12	Sat † vs Oklahoma State	W	33 16	7-5	Mizlou	48,600	—

* SWC game † Independence Bowl, Shreveport, La.

► 1982 5-6, 3-5 **Coach Jackie Sherrill**

DATE	OPPONENT	W / L	SCORES	RECORD	TV	ATTEN.	RK
SEPT. 4 Sat	BOSTON COLLEGE	L	16 38	0-1	ABC	55,177	—
18 Sat	UT ARLINGTON	W	61 22	1-1	—	54,098	—
25 Sat	LOUISIANA TECH	W	38 27	2-1	—	53,214	—
OCT. 2 Sat *	TEXAS TECH	L	15 24	2-2, 0-1	CBS-R	59,416	—
9 Sat *	at Houston	L	20 24	2-3, 0-2	—	46,302	—
16 Sat *	BAYLOR	W	28 23	3-3, 1-2	—	64,017	—
23 Sat *	RICE	W	49 7	4-3, 2-2	—	53,767	—
30 Sat *	at (#4) SMU	L	9 47	4-4, 2-3	CBS	50,008	—
NOV. 13 Sat !*	at (#10) Arkansas	L	0 35	4-5, 2-4	—	53,410	—
20 Sat *	TCU	W	34 14	5-5, 3-4	—	51,892	—
25 Sat *	at (#14) Texas	L	16 53	5-6, 3-5	—	72,368	—

* SWC game ! at Little Rock, Ark.

► 1983 5-5-1, 4-3-1 **Coach Jackie Sherrill**

DATE	OPPONENT	W / L / T	SCORES	RECORD	TV	ATTEN.	RK
SEPT. 3 Sat	CALIFORNIA	L	17 19	0-1	—	51,971	—
17 Sat	ARKANSAS STATE	W	38 17	1-1	—	50,064	—
24 Sat	OKLAHOMA STATE	L	15 34	1-2	CBS	53,638	—
OCT. 1 Sat *	at Texas Tech	L	0 3	1-3, 0-1	—	52,109	—
8 Sat *	HOUSTON	W	30 7	2-3, 1-1	—	57,622	—
15 Sat *	at Baylor	T	13 13	2-3-1, 1-1-1	WTBS	40,000	—
22 Sat *	at Rice	W	29 10	3-3-1, 2-1-1	—	40,000	—
29 Sat *	(#10) SMU	L	7 10	3-4-1, 2-2-1	—	60,219	—
NOV. 12 Sat *	ARKANSAS	W	36 23	4-4-1, 3-2-1	—	58,597	—
19 Sat *	at TCU	W	20 10	5-4-1, 4-2-1	—	28,640	—
26 Sat *	(#2) TEXAS	L	13 45	5-5-1, 4-3-1	ABC	76,751	—

* SWC game ! at Little Rock, Ark.

► 1984 6-5, 3-5 **Coach Jackie Sherrill**

DATE	OPPONENT	W / L	SCORES	RECORD	TV	ATTEN.	RK
SEPT. 1 Sat	UTEP	W	20 17	1-0	Gaylord-R	42,658	—
22 Sat	IOWA STATE	W	38 17	2-0	Gaylord-R	45,239	—
29 Sat	ARKANSAS STATE	W	22 21	3-0	Gaylord-R	45,282	—
OCT. 6 Sat *	TEXAS TECH	L	12 30	3-1, 0-1	Raycom-R	51,365	—
13 Sat *	at Houston	L	7 9	3-2, 0-2	—	34,103	—
20 Sat *	BAYLOR	L	16 20	3-3, 0-3	—	54,618	—
27 Sat *	RICE	W	38 14	4-3, 1-3	—	43,108	—
NOV. 3 Sat *	at (#19) SMU	L	20 28	4-4, 1-4	—	47,113	—
17 Sat *	at Arkansas	L	0 28	4-5, 1-5	Raycom-R	38,020	—
24 Sat *	(#17) TCU	W	35 21	5-5, 2-5	—	38,209	—
DEC. 1 Sat *	at (#13) Texas	W	37 12	6-5, 3-5	ESPN	81,309	—

* SWC game

► 1985 10-2, 7-1 **Coach Jackie Sherrill**

SWC CHAMPIONS

DATE	OPPONENT	W / L	SCORES	RECORD	TV	ATTEN.	RK
SEPT. 14 Sat #	at (#20) Alabama	L	10 23	0-1	ESPN	74,697	—
21 Sat	NORTHEAST LOUISIANA	W	31 17	1-1	—	46,851	—
28 Sat	TULSA	W	45 10	2-1	—	44,593	—
OCT. 5 Sat *	at Texas Tech	W	28 27	3-1, 1-0	—	50,148	—
12 Sat *	HOUSTON	W	43 16	4-1, 2-0	—	55,711	—
19 Sat *	at (#14) Baylor	L	15 20	4-2, 2-1	—	48,500	—
26 Sat *	at Rice	W	43 28	5-2, 3-1	—	41,195	—
NOV. 2 Sat *	(#19) SMU	W	19 17	6-2, 4-1	ESPN	54,597	—
16 Sat *	(#9) ARKANSAS	W	10 6	7-2, 5-1	ESPN	58,632	—
23 Sat *	at TCU	W	53 6	8-2, 6-1	—	38,782	19
28 Thu *	(#18) TEXAS	W	42 10	9-2, 7-1	ESPN	77,607	15
JAN. 1 Wed †	vs (#16) Auburn	W	36 16	10-2	CBS	73,137	11

* SWC game # at Legion Field, Birmingham, Ala. † Mobil Cotton Bowl, Dallas

► 1986 9-3, 7-1 **Coach Jackie Sherrill**

SWC CHAMPIONS

DATE	OPPONENT	W / L	SCORES	RECORD	TV	ATTEN.	RK
SEPT. 13 Sat	at (#14) LSU	L	17 35	0-1	ESPN	79,713	7
20 Sat	NORTH TEXAS STATE	W	48 28	1-1	—	54,406	16
27 Sat	SOUTHERN MISS	W	16 7	2-1	—	54,938	14
OCT. 4 Sat *	TEXAS TECH	W	45 8	3-1, 1-0	—	62,876	14
11 Sat *	at Houston	W	19 7	4-1, 2-0	Raycom-R	28,277	14
18 Sat *	(#20) BAYLOR	W	31 30	5-1, 3-0	ABC-R	74,739	11
25 Sat *	RICE	W	45 10	6-1, 4-0	—	51,885	10
NOV. 1 Sat *	at SMU	W	39 35	7-1, 5-0	—	58,125	10
15 Sat !*	at (#17) Arkansas	L	10 14	7-2, 5-1	ABC-R	54,912	7
22 Sat *	TCU	W	74 10	8-2, 6-1	Raycom-R	59,126	13
27 Thu *	at Texas	W	16 3	9-2, 7-1	ESPN	75,623	10
JAN. 1 Thu †	vs (#11) Ohio State	L	12 28	9-3	CBS	74,188	8

* SWC game ! at Little Rock, Ark. † Mobil Cotton Bowl, Dallas

► 1987 10-2, 6-1 **Coach Jackie Sherrill**

SWC CHAMPIONS

DATE	OPPONENT	W / L	SCORES	RECORD	TV	ATTEN.	RK
SEPT. 13 Sat	(#6) LSU	L	3 17	0-1	ESPN	71,282	15
20 Sat	(#10) WASHINGTON	W	29 12	1-1	ESPN	58,178	—
27 Sat #	vs Southern Miss	W	27 14	2-1	—	22,150	16
OCT. 4 Sat *	at Texas Tech	L	21 27	2-2, 0-1	Raycom-R	42,625	15
11 Sat *	HOUSTON	W	22 17	3-2, 1-1	—	64,415	—
18 Sat *	at Baylor	W	34 10	4-2, 2-1	Raycom-R	46,812	—
25 Sat *	at Rice	W	34 21	5-2, 3-1	—	32,500	—
NOV. 1 Sat	LOUISIANA TECH	W	32 3	6-2	—	53,779	—
15 Sat *	(#20) ARKANSAS	W	14 0	7-2, 4-1	—	73,511	19
22 Sat *	at TCU	W	42 24	8-2, 5-1	Raycom-R	40,164	16
27 Thu *	TEXAS	W	20 13	9-2, 6-1	ESPN	78,573	15
JAN. 1 Fri †	vs (#13) Notre Dame	W	35 10	10-2	CBS	73,006	15

* SWC game # at Veterans Memorial Stadium, Jackson, Miss. † Mobil Cotton Bowl, Dallas

► 1988 7-5, 6-1 **Coach Jackie Sherrill**

DATE	OPPONENT	W / L	SCORES	RECORD	TV	ATTEN.	RK
AUG. 27 Sat #	vs (#2) Nebraska	L	14 23	0-1	Raycom	58,172	10
SEPT. 3 Sat	at (#17) LSU	L	0 27	0-2	—	79,018	11
24 Sat	at (#18) Oklahoma St.	L	15 52	0-3	—	50,440	—
OCT. 1 Sat *	TEXAS TECH	W	50 15	1-3, 1-0	—	63,822	—
8 Sat *	at Houston	W	30 16	2-3, 2-0	—	42,361	—
15 Sat *	BAYLOR	W	28 14	3-3, 3-0	—	67,884	—
22 Sat *	RICE	W	24 10	4-3, 4-0	—	53,727	—
NOV. 5 Sat	LOUISIANA TECH	W	56 17	5-3	—	48,023	—
12 Sat *	at (#11) Arkansas	L	20 25	5-4, 4-1	—	53,818	—
19 Sat *	TCU	W	18 0	6-4, 5-1	Raycom-R	52,969	—
24 Thu *	at Texas	W	28 24	7-4, 6-1	ESPN	77,809	—
DEC. 1 Thu	(#20) ALABAMA	L	10 30	7-5	ESPN	59,152	—

* SWC game # Kickoff Classic, Giants Stadium, East Rutherford, N.J.

► 1989 8-4, 6-2 **Coach R.C. Slocum**

DATE	OPPONENT	W / L	SCORES	RECORD	TV	ATTEN.	RK
SEPT. 2 Sat	(#7) LSU	W	28 16	1-0	ESPN	61,733	—
9 Sat	at Washington	L	6 19	1-1	ABC-R	69,434	15
16 Sat *	at TCU	W	44 7	2-1, 1-0	—	42,960	21
30 Sat	SOUTHERN MISS	W	31 14	3-1	—	58,843	22
OCT. 7 Sat *	at Texas Tech	L	24 27	3-2, 1-1	Raycom-R	50,743	19
14 Sat *	(#8) HOUSTON	W	17 13	4-2, 2-1	—	66,423	—
21 Sat *	at Baylor	W	14 11	5-2, 3-1	—	45,565	23
28 Sat *	at Rice	W	45 7	6-2, 4-1	—	30,900	21
NOV. 4 Sat *	SMU	W	63 14	7-2, 5-1	—	48,948	20
24 Sat *	(#10) ARKANSAS	L	22 23	7-3, 5-2	CBS	57,876	14
DEC. 2 Sat *	TEXAS	W	21 10	8-3, 6-2	ESPN	76,803	16
30 Sat †	vs (#23) Pittsburgh	L	28 31	8-4	CBS	44,887	16

* SWC game † John Hancock Bowl, Sun Bowl, El Paso, Texas

► 1990 9-3-1, 5-2-1 **Coach R.C. Slocum**

DATE	OPPONENT	W / L	SCORES	RECORD	TV	ATTEN.	RK
SEPT. 1 Sat	at Hawai'i	W	28 13	1-0	ESPN	38,237	13
15 Sat	SW LOUISIANA	W	63 14	2-0	—	51,317	12
22 Sat	NORTH TEXAS	W	40 8	3-0	—	52,049	12
29 Sat	at LSU	L	8 17	3-1	—	77,703	11
OCT. 6 Sat *	TEXAS TECH	W	28 24	4-1, 1-0	—	68,593	19
13 Sat *	at (#12) Houston	L	31 36	4-2, 1-1	—	45,141	20
20 Sat *	BAYLOR	T	20 20	4-2-1, 1-1-1	—	61,017	25
27 Sat *	RICE	W	41 15	5-2-1, 2-1-1	—	52,158	—
NOV. 3 Sat *	at SMU	W	38 17	6-2-1, 3-1-1	—	23,783	—
17 Sat *	at Arkansas	W	20 16	7-2-1, 4-1-1	—	46,418	—
24 Sat *	TCU	W	56 10	8-2-1, 5-1-1	Raycom-R	40,378	—
DEC. 1 Sat *	at (#5) Texas	L	27 28	8-3-1, 5-2-1	CBS	82,518	—
29 Sat †	vs (#13) BYU	W	65 14	9-3-1	ESPN	61,441	—

* SWC game † Sea World Holiday Bowl, Jack Murphy Stadium, San Diego, Calif.

► 1991 10-2, 8-0 **Coach R.C. Slocum**

SWC CHAMPIONS

DATE	OPPONENT	W / L	SCORES	RECORD	TV	ATTEN.	RK
SEPT. 14 Sat	LSU	W	45 7	1-0	Raycom-R	66,281	20
21 Sat	at Tulsa	L	34 35	1-1	Raycom-R	30,122	15
28 Sat	SW LOUISIANA	W	34 7	2-1	—	56,271	—
OCT. 5 Sat *	at Texas Tech	W	37 14	3-1, 1-0	Raycom-R	50,577	23
19 Sat *	at (#16) Baylor	W	34 12	4-1, 2-0	ABC-R	50,267	19
26 Sat *	HOUSTON	W	27 18	5-1, 3-0	—	65,812	13
NOV. 2 Sat *	at Rice	W	38 21	6-1, 4-0	—	42,600	12
7 Thu *	at TCU	W	44 7	7-1, 5-0	ESPN	27,762	12
16 Sat *	ARKANSAS	W	13 3	8-1, 6-0	ESPN	62,487	13
23 Sat *	SMU	W	65 6	9-1, 7-0	—	52,523	12
28 Thu *	TEXAS	W	31 14	10-1, 8-0	ESPN	76,532	10
JAN. 1 Wed †	vs (#5) Florida State	L	2 10	10-2	CBS	73,728	9

* SWC game † Mobil Cotton Bowl, Dallas

► 1992 12-1, 7-0 Coach R.C. Sluocum

SWC CHAMPIONS

DATE	OPPONENT	W / L	SCORES	RECORD	TV	ATTEN.	RK
AUG. 26	Wed # vs (#17) Stanford	W	10 7	1-0	Raycom	35,240	7
SEPT. 5	Sat at LSU	W	31 22	2-0	ABC-R	69,313	7
12	Sat TULSA	W	19 9	3-0	—	58,926	7
19	Sat at Missouri	W	26 13	4-0	—	42,031	5
OCT. 3	Sat * TEXAS TECH	W	19 17	5-0, 1-0	Raycom-R	69,817	5
17	Sat * RICE	W	35 9	6-0, 2-0	—	53,387	5
24	Sat * BAYLOR	W	19 13	7-0, 3-0	ABC-R	66,542	5
31	Sat * at SMU	W	41 7	8-0, 4-0	—	41,417	5
NOV. 7	Sat LOUISVILLE	W	40 18	9-0	ABC-R	48,848	5
12	Thu * at Houston	W	38 30	10-0, 5-0	ESPN	38,644	4
21	Sat * TCU	W	37 10	11-0, 6-0	ABC-R	55,086	4
26	Thu * at Texas	W	34 13	12-0, 7-0	ESPN	81,170	4
JAN. 1	Fri † vs (#5) Notre Dame	L	3 28	12-1	NBC	71,615	4

* SWC game † Disneyland Pigskin Classic, Anaheim Stadium, Anaheim, Calif. ‡ Mobil Cotton Bowl, Dallas

► 1993 10-2, 7-0 Coach R.C. Sluocum

SWC CHAMPIONS

DATE	OPPONENT	W / L	SCORES	RECORD	TV	ATTEN.	RK
SEPT. 4	Sat LSU	W	24 0	1-0	ABC-R	61,307	5
11	Sat at (#17) Oklahoma	L	14 44	1-1	ABC-R	68,211	5
18	Sat MISSOURI	W	73 0	2-1	Raycom-R	51,778	16
OCT. 2	Sat * at Texas Tech	W	31 6	3-1, 1-0	ABC-R	50,748	14
9	Sat * HOUSTON	W	34 10	4-1, 2-0	Raycom-R	60,575	14
16	Sat * at Baylor	W	34 17	5-1, 3-0	Raycom-R	43,716	13
23	Sat * at Rice	W	38 10	6-1, 4-0	—	46,800	11
30	Sat * SMU	W	37 13	7-1, 5-0	—	53,076	11
NOV. 13	Sat * (#20) LOUISVILLE	W	42 7	8-1	ESPN	56,161	11
20	Sat * at TCU	W	59 3	9-1, 6-0	Raycom-R	33,537	10
25	Thu * TEXAS	W	18 9	10-1, 7-0	ESPN	74,748	8
JAN. 1	Sat † vs (#4) Notre Dame	L	21 24	10-2	NBC	69,855	7

* SWC game † Mobil Cotton Bowl, Dallas

► 1994 10-0-1, 6-0-1 Coach R.C. Sluocum

DATE	OPPONENT	W / L	SCORES	RECORD	TV	ATTEN.	RK
SEPT. 3	Sat at LSU	W	18 13	1-0	—	75,504	15
10	Sat * (#15) OKLAHOMA	W	36 14	2-0	—	72,577	16
24	Sat SOUTHERN MISS	W	41 17	3-0	—	56,007	12
OCT. 1	Sat * TEXAS TECH	W	23 17	4-0, 1-0	—	64,242	10
8	Sat * at Houston	W	38 7	5-0, 2-0	—	40,184	10
15	Sat * BAYLOR	W	41 21	6-0, 3-0	—	70,111	7
22	Sat * RICE	W	7 0	7-0, 4-0	—	56,214	6
NOV. 29	Sat † vs SMU	T	21 21	7-0-1, 4-0-1	—	51,056	7
5	Sat * at Texas	W	34 10	8-0-1, 5-0-1	—	82,312	11
12	Sat at Louisville	W	26 10	9-0-1	—	36,112	9
19	Sat * TCU	W	34 17	10-0-1, 6-0-1	—	58,113	9

* SWC game † at Alamodome, San Antonio

► 1995 9-3, 5-2 Coach R.C. Sluocum

DATE	OPPONENT	W / L	SCORES	RECORD	TV	ATTEN.	RK
SEPT. 2	Sat LSU	W	33 17	1-0	ABC-R	70,057	3
16	Sat TULSA	W	52 9	2-0	Raycom-R	57,067	3
23	Sat at (#7) Colorado	L	21 29	2-1	ABC	53,849	3
OCT. 7	Sat * at Texas Tech	L	7 14	2-2, 0-1	—	51,205	8
14	Sat * SMU	W	20 17	3-2, 1-1	—	59,573	22
21	Sat * at Baylor	W	24 9	4-2, 2-1	—	51,218	22
28	Sat * HOUSTON	W	31 7	5-2, 3-1	—	58,277	19
NOV. 9	Thu * at Rice	W	17 10	6-2, 4-1	ESPN	39,500	18
18	Sat MIDDLE TENNESSEE ST	W	56 14	7-2	—	53,549	15
25	Sat * at TCU	W	38 6	8-2, 5-1	—	44,282	16
DEC. 2	Sat * (#6) TEXAS	L	6 16	8-3, 5-2	ABC	76,221	16
29	Fri † vs (#14) Michigan	W	22 20	9-3	ESPN	64,597	19

* SWC game † Builders Square Alamo Bowl, Alamodome, San Antonio

► 1996 6-6, 4-4 Coach R.C. Sluocum

DATE	OPPONENT	W / L	SCORES	RECORD	TV	ATTEN.	RK
AUG. 24	Sat # at BYU	L	37 41	0-1	ABC	55,229	12
SEPT. 14	Sat at SW Louisiana	L	22 29	0-2	—	38,783	25
21	Sat NORTH TEXAS	W	55 0	1-2	—	56,308	—
28	Sat * (#12) COLORADO	L	10 24	1-3, 0-1	ABC-R	70,339	—
OCT. 5	Sat LOUISIANA TECH	W	63 13	2-3, 0-1	—	52,522	—
12	Sat * at Iowa State	W	24 21	3-3, 1-1	FSN-R	44,950	—
19	Sat * (#19) KANSAS STATE	L	20 23	3-4, 1-2	FSN	64,155	—
26	Sat * TEXAS TECH	L	10 13	3-5, 1-3	FSN-R	70,147	—
NOV. 2	Sat * at Oklahoma State	W	38 19	4-5, 2-3	—	41,250	—
9	Sat * at Baylor	W	24 7	5-5, 3-3	ABC-R	45,112	—
16	Sat * OKLAHOMA	W	33 16	6-5, 4-3	ABC-R	66,161	—
29	Fri * at Texas	L	15 51	6-6, 4-4	ABC	81,887	—

* Big 12 game † Pigskin Classic, Provo, Utah

► 1997 9-4, 6-2 Coach R.C. Sluocum

BIG 12 SOUTH CHAMPIONS

DATE	OPPONENT	W / L	SCORES	RECORD	TV	ATTEN.	RK
SEPT. 6	Sat SAM HOUSTON ST.	W	59 6	1-0	—	58,619	—
20	Sat SW LOUISIANA	W	66 0	2-0	FSN-R	54,603	—
27	Sat # vs North Texas	W	36 10	3-0	—	42,224	18
OCT. 4	Sat * at (#16) Colorado	W	16 10	4-0, 1-0	ABC-R	50,877	17
11	Sat * IOWA STATE	W	56 17	5-0, 2-0	—	58,159	13
18	Sat * at (#20) Kansas State	L	17 36	5-1, 2-1	ABC-R	43,601	14
25	Sat * at Texas Tech	L	13 16	5-2, 2-2	—	50,513	20
NOV. 1	Sat * (#19) OKLAHOMA ST (OT)W	W	28 25	6-2, 3-2	FSN	60,776	25
8	Sat * BAYLOR	W	38 10	7-2, 4-2	—	64,006	21
15	Sat * at Oklahoma	W	51 7	8-2, 5-2	FSN	64,929	18
28	Fri * TEXAS	W	27 16	9-2, 6-2	ABC	75,349	15
DEC. 6	Sat † vs (#2) Nebraska	L	15 54	9-3	ABC	64,824	14
JAN. 1	Thu † vs (#5) UCLA	L	23 29	9-4	CBS	59,215	20

* Big 12 game † at Texas Stadium, Irving
‡ Dr Pepper Big 12 Championship, Alamodome, San Antonio † Southwestern Bell Cotton Bowl, Dallas

► 1998 11-3, 7-1 Coach R.C. Sluocum

BIG 12 CHAMPIONS

DATE	OPPONENT	W / L	SCORES	RECORD	TV	ATTEN.	RK
AUG. 31	Mon † vs (#2) Florida State	L	14 23	0-1	ABC	59,232	14
SEPT. 12	Sat LOUISIANA TECH	W	28 7	1-1	—	55,073	17
19	Sat at Southern Miss	W	24 6	2-1	FSN	33,233	18
26	Sat NORTH TEXAS	W	28 9	3-1	—	56,072	17
OCT. 3	Sat * at Kansas	W	24 21	4-1, 1-0	FSN-R	36,000	18
10	Sat * (#2) NEBRASKA	W	28 21	5-1, 2-0	ABC-R	60,798	18
17	Sat * at Baylor	W	35 14	6-1, 3-0	—	42,333	10
24	Sat * (#25) TEXAS TECH	W	17 10	7-1, 4-0	ABC-R	62,873	8
31	Sat * at Oklahoma State	W	17 6	8-1, 5-0	FSN	47,250	8
NOV. 7	Sat * OKLAHOMA	W	29 0	9-1, 6-0	FX	54,506	7
14	Sat * (#13) MISSOURI	W	17 14	10-1, 7-0	FSN-R	60,433	6
27	Fri * at Texas	L	24 26	10-2, 7-1	ABC	83,687	6
DEC. 5	Sat \$ vs (#2) Kansas St. (2OT)	W	36 33	11-2	ABC	60,798	10
JAN. 1	Fri † vs (#3) Ohio State	L	14 24	11-3	ABC	76,502	8

* Big 12 game † Kickoff Classic, Giants Stadium, East Rutherford, N.J.
‡ Dr Pepper Big 12 Championship, TWA Dome, St Louis, Mo. † Nokia Sugar Bowl, Superdome, New Orleans

► 1999 8-4, 5-3 Coach R.C. Sluocum

DATE	OPPONENT	W / L	SCORES	RECORD	TV	ATTEN.	RK
SEPT. 4	Sat † vs Louisiana Tech	W	37 17	1-0	—	40,328	7
18	Sat TULSA	W	62 13	2-0	—	67,647	7
25	Sat SOUTHERN MISS	W	23 6	3-0	ABC-R	65,264	5
OCT. 2	Sat * at Texas Tech	L	19 21	3-1, 0-1	FSN	53,513	5
9	Sat * BAYLOR	W	45 13	4-1, 1-1	—	75,476	13
16	Sat * KANSAS	W	34 17	5-1, 2-1	FSN-R	70,232	13
23	Sat * at Oklahoma	L	6 51	5-2, 2-2	FSN	74,552	13
30	Sat * OKLAHOMA STATE	W	21 3	6-2, 3-2	—	74,008	22
NOV. 6	Sat * at (#9) Nebraska	L	0 37	6-3, 3-3	ABC-R	77,705	21
13	Sat * at Missouri	W	51 14	7-3, 4-3	FSN-R	57,472	—
26	Fri * (#7) TEXAS	W	20 16	8-3, 5-3	ABC	86,128	24
DEC. 28	Tue † vs (#13) Penn State	L	0 24	8-4	ESPN	65,380	18

* Big 12 game † at Independence Stadium, Shreveport, La. ‡ Sylvania Alamo Bowl, Alamodome, San Antonio

► 2000 7-5, 5-3 Coach R.C. Sluocum

DATE	OPPONENT	W / L	SCORES	RECORD	TV	ATTEN.	RK
SEPT. 2	Sat at Notre Dame	L	10 24	0-1	NBC	80,232	25
9	Sat WYOMING	W	51 3	1-1	FSN	69,273	—
16	Sat TEXAS-EL PASO	W	45 17	2-1	—	69,184	—
30	Sat * TEXAS TECH	W	33 15	3-1, 1-0	FSN-R	83,644	—
OCT. 7	Sat * COLORADO	L	19 26	3-2, 1-1	—	75,523	—
14	Sat * at Baylor	W	24 0	4-2, 2-1	FSN-R	40,076	—
21	Sat * at Iowa State	W	30 7	5-2, 3-1	ABC-R	48,931	—
28	Sat * (#10) KANSAS STATE	W	26 10	6-2, 4-1	ABC-R	80,659	—
NOV. 4	Sat * at Oklahoma State	W	21 16	7-2, 5-1	—	36,310	24
11	Sat * (#1) OKLAHOMA	L	31 35	7-3, 5-2	ABC-R	87,188	23
24	Fri * at (#12) Texas	L	17 43	7-4, 5-3	ABC	84,012	22
DEC. 31	Sun † vs Mississippi State (OT)	L	41 43	7-5	ESPN	36,974	—

* Big 12 game † Independence Bowl, Shreveport, La.

HISTORY

▶ 2001		8-4, 4-4		Coach R.C. Slocum			
DATE	OPPONENT	W / L	SCORES	RECORD	TV	ATTEN.	RK
SEPT. 1	Sat McNEESE STATE	W	38 24	1-0	—	70,656	23
6	Thu at Wyoming	W	28 20	2-0	ESPN2	18,131	—
22	Sat * OKLAHOMA STATE	W	21 7	3-0, 1-0	—	86,201	—
29	Sat NOTRE DAME	W	24 3	4-0	ABC-R	87,206	—
OCT. 6	Sat * BAYLOR	W	16 10	5-0, 2-0	—	82,589	24
13	Sat * at (#20) Colorado	L	21 31	5-1, 2-1	—	49,521	25
20	Sat * at Kansas State	W	31 24	6-1, 3-1	—	49,935	—
27	Sat * IOWA STATE	W	24 21	7-1, 4-1	—	85,661	—
NOV. 3	Sat * at Texas Tech	L	0 12	7-2, 4-2	—	52,649	24
10	Sat * at (#3) Oklahoma	L	10 31	7-3, 4-3	ABC-R	75,525	—
23	Fri * (#5) TEXAS	L	7 21	7-4, 4-4	ABC	87,555	—
DEC. 28	Fri † vs TCU	W	28 9	8-4	ESPN	53,480	—

* Big 12 game † galleryfurniture.com Bowl, Astrodome, Houston, Texas

▶ 2002		6-6, 3-5		Coach R.C. Slocum			
DATE	OPPONENT	W / L	SCORES	RECORD	TV	ATTEN.	RK
AUG. 31	Sat LOUISIANA-LAFAYETTE	W	31 7	1-0	—	75,087	23
SEPT. 7	Sat at Pittsburgh	W	14 12	2-0	ESPN	45,489	20
21	Sat * (#7) VIRGINIA TECH	L	3 13	2-1	ABC-R	83,746	19
28	Sat LOUISIANA TECH	W	31 3	3-1	—	72,802	24
OCT. 5	Sat * TEXAS TECH (OT)	L	47 48	3-2, 0-1	—	86,478	23
12	Sat * at Baylor	W	41 0	4-2, 1-1	FSN-R	38,673	—
19	Sat * at Kansas	W	47 22	5-2, 2-1	—	34,000	—
26	Sat * NEBRASKA	L	31 38	5-3, 2-2	TBS	81,054	—
NOV. 2	Sat * at Oklahoma State	L	23 28	5-4, 2-3	FSN-R	47,607	—
9	Sat * (#1) OKLAHOMA	W	30 26	6-4, 3-3	ABC-R	84,036	—
16	Sat * MISSOURI (20T)	L	27 33	6-5, 3-4	—	78,186	—
29	Fri * at (#10) Texas	L	20 50	6-6, 3-5	ABC	83,711	—

* Big 12 game

▶ 2003		4-8, 2-6		Coach Dennis Franchione			
DATE	OPPONENT	W / L	SCORES	RECORD	TV	ATTEN.	RK
AUG. 30	Sat ARKANSAS STATE	W	26 11	1-0	—	75,804	—
SEPT. 6	Sat UTAH	W	28 26	2-0	—	74,019	—
18	Thu at (#8) Virginia Tech	L	19 35	2-1	ESPN	65,115	—
27	Sat * (#17) PITTSBURGH	L	26 37	2-2	ABC-R	79,116	—
OCT. 4	Sat * at Texas Tech	L	28 59	2-3, 0-1	FSN	51,772	—
11	Sat * BAYLOR	W	73 10	3-3, 1-1	—	73,030	—
18	Sat * at (#14) Nebraska	L	12 48	3-4, 1-2	FSN-R	77,604	—
25	Sat * (#18) OKLAHOMA ST.	L	10 38	3-5, 1-3	ABC-R	79,153	—
NOV. 1	Sat * KANSAS	W	45 33	4-5, 2-3	—	68,487	—
8	Sat * at (#1) Oklahoma	L	0 77	4-6, 2-4	ABC-R	83,461	—
15	Sat * at Missouri	L	22 45	4-7, 2-5	FSN-R	55,505	—
28	Fri * (#6) TEXAS	L	15 46	4-8, 2-6	ABC	84,094	—

* Big 12 game

▶ 2004		7-5, 5-3		Coach Dennis Franchione			
DATE	OPPONENT	W / L	SCORES	RECORD	TV	ATTEN.	RK
SEPT. 2	Thu at (#19) Utah	L	21 41	0-1	ESPN	45,419	—
11	Sat WYOMING	W	31 0	1-1	FSN	65,600	—
18	Sat CLEMSON	W	27 6	2-1	TBS	71,565	—
OCT. 2	Sat * KANSAS STATE	W	42 30	3-1, 1-0	TBS	72,675	—
9	Sat * at Iowa State	W	34 3	4-1, 2-0	—	44,307	—
16	Sat * at (#15) Oklahoma St.	W	36 20	5-1, 3-0	FSN	47,800	23
23	Sat * COLORADO (OT)	W	29 26	6-1, 4-0	—	73,745	17
30	Sat * at Baylor (OT)	L	34 35	6-2, 4-1	—	41,283	17
NOV. 6	Sat * (#2) OKLAHOMA	L	35 42	6-3, 4-2	ABC-R	81,125	—
13	Sat * TEXAS TECH (OT)	W	32 25	7-3, 5-2	ABC-R	82,278	22
26	Fri * at (#5) Texas	L	13 26	7-4, 5-3	ABC	83,891	22
JAN. 1	Sat † vs (#15) Tennessee	L	7 38	7-5	FOX	75,704	20

* Big 12 game † SBC Cotton Bowl, Dallas

▶ 2005		5-6, 3-5		Coach Dennis Franchione			
DATE	OPPONENT	W / L	SCORES	RECORD	TV	ATTEN.	RK
SEPT. 3	Sat at Clemson	L	24 25	0-1	ABC-R	80,000	17
17	Sat SMU	W	66 8	1-1	FSN	75,128	—
22	Thu TEXAS STATE	W	44 31	2-1	FSN-SW	72,741	—
OCT. 1	Sat * BAYLOR (OT)	W	16 13	3-1, 1-0	FSN	79,280	—
8	Sat * at Colorado	L	20 41	3-2, 1-1	FSN	50,686	—
15	Sat * OKLAHOMA ST.	W	62 23	4-2, 2-1	—	78,451	—
22	Sat * at Kansas State	W	30 28	5-2, 3-1	—	45,915	—
29	Sat * IOWA STATE	L	14 42	5-3, 3-2	ABC-R	86,172	—
NOV. 5	Sat * at (#16) Texas Tech	L	17 56	5-4, 3-3	FSN	55,755	—
12	Sat * at Oklahoma	L	30 36	5-5, 3-4	ABC-R	84,943	—
25	Fri * (#2) TEXAS	L	29 40	5-6, 3-5	ABC	86,617	—

* Big 12 game

▶ 2006		9-4, 5-3		Coach Dennis Franchione			
DATE	OPPONENT	W / L	SCORES	RECORD	TV	ATTEN.	RK
SEPT. 2	Sat THE CITADEL	W	35 3	1-0	—	70,104	—
9	Sat LOUISIANA-LAFAYETTE	W	51 7	2-0	—	67,079	—
16	Sat \$ vs Army	W	28 24	3-0	ESPN2	64,583	—
23	Sat LOUISIANA TECH	W	45 14	4-0	—	68,563	—
30	Sat * TEXAS TECH	L	27 31	4-1, 0-1	ABC-R	85,979	—
OCT. 7	Sat * at Kansas	W	21 18	5-1, 1-1	FSN	46,445	—
14	Sat * (#19) MISSOURI	W	25 19	6-1, 2-1	ABC-R	71,136	—
21	Sat * at Oklahoma St. (OT)	W	34 33	7-1, 3-1	—	43,006	25
28	Sat * at Baylor	W	31 21	8-1, 4-1	—	51,385	22
NOV. 4	Sat * (#18) OKLAHOMA	L	16 17	8-2, 4-2	ABC-SN	85,697	21
11	Sat * NEBRASKA	L	27 28	8-3, 4-3	ABC-R	83,336	24
24	Fri * at (#11) Texas	W	12 7	9-3, 5-3	ABC	89,102	—
DEC. 28	Thu † vs (#20) California	L	10 45	9-4	ESPN	62,395	21

* Big 12 game \$ AT&T Corps Classic, San Antonio † Pacific Life Holiday Bowl, San Diego, Calif.

▶ 2007		7-6, 4-4		Coach Dennis Franchione			
DATE	OPPONENT	W / L	SCORES	RECORD	TV	ATTEN.	RK
SEPT. 1	Sat MONTANA STATE	W	38 7	1-0	—	79,438	25
8	Sat FRESNO STATE (30T)	W	47 45	2-0	FSN	75,922	23
15	Sat LOUISIANA-MONROE	W	54 14	3-0	—	77,309	25
20	Thu at Miami	L	17 34	3-1	ESPN	44,622	20
29	Sat * BAYLOR	W	34 10	4-1, 1-0	Versus	82,970	—
OCT. 6	Sat * OKLAHOMA STATE	W	24 23	5-1, 2-0	FSN	86,217	—
13	Sat * at Texas Tech	L	7 35	5-2, 2-1	ABC-R	55,491	—
20	Sat * at Nebraska	W	36 14	6-2, 3-1	—	84,473	—
27	Sat * (#12) KANSAS	L	11 19	6-3, 3-2	ESPN2	85,341	—
NOV. 3	Sat * at (#5) Oklahoma	L	14 42	6-4, 3-3	ABC-SN	85,044	—
10	Sat * at (#7) Missouri	L	26 40	6-5, 3-4	FSN	64,945	—
23	Fri * (#12) TEXAS	W	38 30	7-5, 4-4	ABC-N	88,253	—
DEC. 29	Sat † vs Penn State	L	17 24	7-6	ESPN	66,166	—

* Big 12 game † Valero Alamo Bowl, San Antonio

▶ 2008		4-8, 2-6		Coach Mike Sherman			
DATE	OPPONENT	W / L	SCORES	RECORD	TV	ATTEN.	RK
AUG. 30	Sat ARKANSAS STATE	L	14 18	0-1	—	78,691	—
SEPT. 6	Sat at New Mexico	W	28 22	1-1	Versus	28,007	—
20	Sat MIAMI (Fla.)	L	23 41	1-2	ABC-R	84,165	—
27	Sat ARMY	W	21 17	2-2	Versus	84,090	—
OCT. 4	Sat * at (#21) Oklahoma St.	L	28 56	2-3, 0-1	—	51,147	—
11	Sat * KANSAS STATE	L	30 44	2-4, 0-2	—	78,669	—
18	Sat * (#7) TEXAS TECH	L	25 43	2-5, 0-3	FSN	86,012	—
25	Sat * at Iowa State	W	49 35	3-5, 1-3	FCS	45,495	—
NOV. 1	Sat * COLORADO	W	24 17	4-5, 2-3	—	78,121	—
8	Sat * (#6) OKLAHOMA	L	28 66	4-6, 2-4	ABC-R	85,603	—
15	Sat * at Baylor	L	21 41	4-7, 2-5	—	43,549	—
27	Thu * at (#4) Texas	L	9 49	4-8, 2-6	ESPN	98,621	—

* Big 12 game

▶ 2009		6-7, 3-5		Coach Mike Sherman			
DATE	OPPONENT	W / L	SCORES	RECORD	TV	ATTEN.	RK
SEPT. 5	Sat NEW MEXICO	W	41 6	1-0	—	73,887	—
19	Sat UTAH STATE	W	38 30	2-0	—	73,599	—
26	Sat UAB	W	56 19	3-0	—	74,656	—
OCT. 3	Sat † vs Arkansas	L	19 47	3-1	ESPN2	71,872	—
10	Sat * (#15) OKLAHOMA ST.	L	31 36	3-2, 0-1	FSN	76,153	—
17	Sat * at Kansas State	L	14 62	3-3, 0-2	FCS	44,934	—
24	Sat * at (#21) Texas Tech	W	52 30	4-3, 1-2	—	57,733	—
31	Sat * IOWA STATE	W	35 10	5-3, 2-2	—	72,530	—
NOV. 7	Sat * at Colorado	L	34 35	5-4, 2-3	FCS	47,227	—
14	Sat * at Oklahoma	L	10 65	5-5, 2-4	FSN	85,013	—
21	Sat * BAYLOR	W	38 3	6-5, 3-4	—	82,106	—
26	Thu * (#3) TEXAS	L	39 49	6-6, 3-5	ESPN	84,671	—
DEC. 28	Mon † vs Georgia	L	20 44	6-7	ESPN2	49,653	—

* Big 12 game † Southwest Classic, Cowboys Stadium, Arlington † AdvoCare V100 Independence Bowl, Shreveport

► 2010 9-4, 6-2 Coach Mike Sherman

BIG 12 SOUTH TRI-CHAMPIONS

DATE	OPPONENT	W / L	SCORES	RECORD	TV	ATTEN.	RK
SEPT. 4	Sat STEPHEN F. AUSTIN	W	48 7	1-0	—	81,287	—
11	Sat LOUISIANA TECH	W	48 16	2-0	—	77,579	—
18	Sat FIU	W	27 20	3-0	—	79,069	—
30	Thu * at Oklahoma St.	L	35 38	3-1, 0-1	ESPN	48,284	—
OCT. 9	Sat † vs Arkansas	L	17 24	3-2	ABC	65,622	—
16	Sat * (*21) MISSOURI	L	9 30	3-3, 0-2	FSN	83,453	—
23	Sat * at Kansas	W	45 10	4-3, 1-2	FSN	44,239	—
30	Sat * TEXAS TECH	W	42 27	5-3, 2-2	—	84,479	—
NOV. 6	Sat * (*11) OKLAHOMA	W	33 19	6-3, 3-2	FSN	81,392	—
13	Sat * at Baylor	W	42 30	7-3, 4-2	FSN	45,089	23
20	Sat * (*9) NEBRASKA	W	9 6	8-3, 5-2	ABC	90,079	18
25	Thu * at Texas	W	24 17	9-3, 6-2	ESPN	100,752	17
JAN. 7	Sat † vs (*11) LSU	L	41 24	9-4	FOX	83,514	17

* Big 12 game † Southwest Classic, Cowboys Stadium, Arlington
! AT&T Cotton Bowl Classic, Arlington

► 2011 7-6, 4-5 Coach Mike Sherman

DATE	OPPONENT	W / L	SCORES	RECORD	TV	ATTEN.	RK
SEPT. 4	Sun SMU	W	46 14	1-0	FSN	86,951	8
17	Sat Idaho	W	37 7	2-0	FSN-PPV	86,623	9
24	Sat (*7) Oklahoma St.	L	29 30	2-1, 0-1	ABC-R	87,358	8
OCT. 1	Sat † vs (*18) Arkansas	L	38 42	2-2	ESPN	69,838	14
8	Sat * at Texas Tech	W	45 40	3-2, 1-1	FX	58,416	24
15	Sat * (*20) Baylor	W	55 28	4-2, 2-1	FX	87,361	19
22	Sat * at Iowa State	W	33 17	5-2, 3-1	ABC-R	51,131	17
29	Sat * Missouri (OT)	L	31 38	5-3, 3-2	FX	86,934	16
NOV. 5	Sat * at (*6) Oklahoma	L	25 41	5-4, 3-3	ABC-R	85,709	—
12	Sat * at (*14) Kansas St. (40T)	L	50 53	5-5, 3-4	ABC-R	46,204	—
19	Sat * Kansas	W	61 7	6-5, 4-4	FSN	86,411	—
24	Thu * (*25) TEXAS	L	25 27	6-6, 4-5	ESPN	88,645	—
DEC. 31	Sat † vs Northwestern	W	33 22	7-6	ESPN	68,395	—

* Big 12 game † Southwest Classic, Cowboys Stadium, Arlington
! Meineke Car Care Bowl of Texas, Reliant Stadium, Houston

► 2012 11-2, 6-2 Coach Kevin Sumlin

DATE	OPPONENT	W / L	SCORES	RECORD	TV	ATTEN.	RK
SEPT. 8	Sat * (#23) FLORIDA	L	17 20	0-1, 0-1	ESPN	87,114	—
15	Sat at SMU	W	48 3	1-1	FSN	32,016	—
22	Sat SOUTH CAROLINA ST.	W	70 14	2-1	FSN	86,775	—
29	Sat * ARKANSAS	W	58 10	3-1, 1-1	SEC Net	86,442	—
OCT. 6	Sat * at Ole Miss	W	30 27	4-1, 2-1	ESPNU	55,343	—
13	Sat † vs (*23) Louisiana Tech	W	59 57	5-1	ESPNU	40,453	22
20	Sat * (*6) LSU	L	19 24	5-2, 2-2	ESPN	87,429	20
27	Sat * at Auburn	W	63 21	6-2, 3-2	ESPNU	85,119	22
NOV. 3	Sat * at (*17) Mississippi St.	W	38 13	7-2, 4-2	ESPN	55,240	16
10	Sat * at (*1) Alabama	W	29 24	8-2, 5-2	CBS	101,821	15
17	Sat SAM HOUSTON ST.	W	47 28	9-2	PPV	87,101	9
24	Sat * MISSOURI	W	59 29	10-2, 6-2	ESPN2	87,222	9
JAN. 4	Fri † vs (*12) Oklahoma	W	41 13	11-2	FOX	87,025	10

* SEC game † Independence Stadium, Shreveport, La.
! AT&T Cotton Bowl, Cowboys Stadium, Arlington, Texas

► 2013 9-4, 4-4 Coach Kevin Sumlin

DATE	OPPONENT	W / L	SCORES	RECORD	TV	ATTEN.	RK
AUG. 31	Sat RICE	W	52 31	1-0	ESPN	86,686	6
SEPT. 7	Sat SAM HOUSTON ST.	W	65 28	2-0	PPV	86,800	6
14	Sat * (*1) ALABAMA	L	42 49	2-1, 0-1	CBS	87,596	6
21	Sat SMU	W	42 13	3-1	ESPNU	86,543	9
28	Sat * at Arkansas	W	45 33	4-1, 1-1	ESPN2	72,613	9
OCT. 12	Sat * at Ole Miss	W	41 38	5-1, 2-1	ESPN	60,950	9
19	Sat * (*24) AUBURN	L	41 45	5-2, 2-2	CBS	87,165	7
26	Sat * VANDERBILT	W	56 24	6-2, 3-2	SEC TV	86,584	15
NOV. 2	Sat UTEP	W	57 7	7-2	ESPN2	87,126	14
9	Sat * MISSISSIPPI ST.	W	51 41	8-2, 4-2	CBS	88,504	13
23	Sat * at (*18) LSU	L	10 34	8-3, 4-3	CBS	92,949	10
30	Sat * at (*5) Missouri	L	21 28	8-4, 4-4	ESPN	67,124	21
DEC. 31	Mon † vs (*22) Duke	W	52 48	9-4	ESPN	67,946	20

* SEC game † Chick-fil-A Bowl, Georgia Dome, Atlanta, Ga.

► 2014 8-5, 3-5 Coach Kevin Sumlin

DATE	OPPONENT	W / L	SCORES	RECORD	TV	ATTEN.	RK
AUG. 28	Thu * at (*9) South Carolina	W	52 28	1-0, 1-0	SEC NTK	82,847	21
SEPT. 6	Sat LAMAR	W	73 3	2-0	SEC NTK	104,728	9
13	Sat RICE	W	38 10	3-0	ESPN2	103,867	7
20	Sat at SMU	W	58 6	4-0	ABC/ESPN2	34,820	6
27	Sat * † vs Arkansas (OT)	W	35 28	5-0, 2-0	CBS	68,113	6
OCT. 4	Sat * at (*12) Mississippi St.	L	31 48	5-1, 2-1	ESPN	61,133	6
11	Sat * (*3) OLE MISS	L	20 35	5-2, 2-2	ESPN	110,633	14
18	Sat * at (*7) Alabama	L	0 59	5-3, 2-3	CBS	101,821	21
NOV. 1	Sat ULM	W	21 16	6-3	SEC NTK	100,922	—
8	Sat * at (*3) Auburn	W	41 38	7-3, 3-3	CBS	87,451	—
15	Sat * MISSOURI	L	27 34	7-4, 3-4	SEC NTK	104,756	—
22	Sat * LSU	L	17 23	7-5, 3-5	SEC NTK	105,829	—
DEC. 29	Mon † vs West Virginia	W	45 37	8-5	ESPN	51,282	—

* SEC game † AutoZone Liberty Bowl, Liberty Bowl Stadium, Memphis, Tenn. † Southwest Classic, AT&T Stadium, Arlington

► 2015 8-5, 4-4 Coach Kevin Sumlin

DATE	OPPONENT	W / L	SCORES	RECORD	TV	ATTEN.	RK
SEPT. 5	Sat ^ vs (*15) Arizona St.	W	38 16	1-0	ESPN	66,308	—
12	Sat BALL STATE	W	56 23	2-0	ESPN	104,213	16
19	Sat NEVADA	W	44 27	3-0	SEC NTK	102,591	17
26	Sat † vs Arkansas (OT)	W	28 21	4-0, 1-0	ESPN	67,339	14
OCT. 3	Sat * (*21) MISSISSIPPI ST.	W	30 17	5-0, 2-0	SEC NTK	104,455	14
17	Sat * (*10) ALABAMA	L	23 41	5-1, 2-1	CBS	105,733	9
24	Sat * at (*24) Ole Miss	L	3 23	5-2, 2-2	ESPN	60,674	15
31	Sat * SOUTH CAROLINA	W	35 28	6-2, 3-2	SEC NTK	102,151	—
NOV. 7	Sat * AUBURN	L	10 26	6-3, 3-3	SEC NTK	104,625	25
14	Sat WESTERN CAROLINA	W	41 17	7-3	ESPN	101,583	—
21	Sat * at Vanderbilt	W	25 0	8-3, 4-3	SEC NTK	32,482	—
28	Sat * at LSU	L	7 19	8-4, 4-4	SEC NTK	101,803	—
DEC. 30	Wed † vs Louisville	L	21 27	8-5	ESPN	50,478	—

* SEC game † Music City Bowl, LP Field, Nashville, Tenn. † Southwest Classic, AT&T Stadium, Arlington
^ AdvoCare Texas Kickoff, NRG Stadium, Houston

► 2016 8-5, 4-4 Coach Kevin Sumlin

DATE	OPPONENT	W / L	SCORES	RECORD	TV	ATTEN.	RK
SEPT. 3	Sat (*16) UCLA (OT)	W	31 24	1-0	CBS	100,443	—
10	Sat PRAIRIE VIEW A&M	W	67 0	2-0	SEC NTK	96,412	20
17	Sat * at Auburn	W	29 16	3-0, 1-0	ESPN	87,175	17
24	Sat † vs (*17) Arkansas	W	45 24	4-0, 2-0	ESPN	67,751	10
OCT. 1	Sat * at South Carolina	W	24 13	5-0, 3-0	SEC NTK	78,245	9
8	Sat * (*9) TENNESSEE (OT)	W	45 38	6-0, 4-0	CBS	106,248	8
22	Sat * at (*1) Alabama	L	14 33	6-1, 4-1	CBS	101,821	6
29	Sat * NEW MEXICO ST.	W	52 10	7-1	ESPNU	99,960	9
NOV. 5	Sat * at Mississippi St.	L	28 35	7-2, 4-2	SEC NTK	58,407	7
12	Sat * OLE MISS	L	28 29	7-3, 4-3	SEC NTK	104,892	10
19	Sat UTAH	W	23 10	8-3	ESPNU	102,502	23
24	Thu * (#25) LSU	L	39 54	8-4, 4-4	ESPN	102,961	22
DEC. 28	Wed † vs Kansas State	L	28 33	8-5	ESPN	68,412	—

* SEC game † Texas Bowl NRG Stadium, Houston † Southwest Classic, AT&T Stadium, Arlington

► 2017 7-6, 4-4 Coach Kevin Sumlin

DATE	OPPONENT	W / L	SCORES	RECORD	TV	ATTEN.	RK
SEPT. 3	Sun at UCLA	L	44 45	0-1	FOX	64,635	—
9	Sat NICHOLLS	W	24 14	1-1	ESPNU	100,276	—
16	Sat LOUISIANA	W	45 21	2-1	SEC NTK	98,412	—
23	Sat † vs Arkansas (OT)	W	50 43	3-1, 1-0	ESPN	64,668	—
30	Sat * SOUTH CAROLINA	W	24 17	4-1, 2-0	SEC NTK	96,430	—
OCT. 7	Sat * (*1) ALABAMA	L	19 27	4-2, 2-1	ESPN	101,058	—
14	Sat * at Florida	W	19 17	5-2, 3-1	ESPN2	86,114	—
28	Sat * MISSISSIPPI ST.	L	14 35	5-3, 3-2	ESPN	96,128	—
NOV. 4	Sat * (#16) AUBURN	L	27 42	5-4, 3-3	ESPN	100,257	—
11	Sat NEW MEXICO	W	55 14	6-4	ESPNU	99,051	—
18	Sat * at Ole Miss	W	31 24	7-4, 4-3	ESPN2	55,880	—
25	Sat * at (#19) LSU	L	21 45	7-5, 4-4	SEC NTK	97,675	—
DEC. 29	Fri † vs Wake Forest	L	52 55	7-6	ESPN	32,784	—

* SEC game † Belk Bowl Bank of America Stadium, Charlotte, N.C. † Southwest Classic, AT&T Stadium, Arlington

HISTORY

► 2018		9-4, 5-3		Coach Jimbo Fisher		
DATE	OPPONENT	W / L	SCORES	RECORD	TV	ATTEN. RK
AUG. 30	Thu NORTHWESTERN ST	W	59 7	1-0	SEC NTK	95,855 —
SEPT. 8	Sat CLEMSON	L	26 28	1-1	ESPN	104,794 —
15	Sat ULM	W	48 10	2-1	SEC NTK	96,727 —
22	Sat * at (#1) Alabama	L	23 45	2-2, 0-1	CBS	101,821 22
29	Sat * † vs Arkansas	W	24 17	3-2, 1-1	ESPN	55,383 —
OCT. 6	Sat * (*13) KENTUCKY (OT)	W	20 14	4-2, 2-1	ESPN	99,829 —
13	Sat * at South Carolina	W	26 23	5-2, 3-1	SEC NTK	76,871 22
27	Sat * at Mississippi St.	L	13 28	5-3, 3-2	ESPN	57,085 16
NOV. 3	Sat * at Auburn	L	24 28	5-4, 3-3	ESPN	85,945 25
10	Sat * OLE MISS	W	38 24	6-4, 4-3	CBS	102,618 —
17	Sat UAB	W	41 23	7-4	ESPN2	97,584 —
24	Sat * (#8) LSU (7OT)	W	74 72	8-4, 5-3	SEC NTK	101,501 —
DEC. 31	Mon † vs NC State	W	52 13	9-4	ESPN	38,206 21

* SEC game † Gator Bowl TIAA Bank Field, Jacksonville, Fla. † Southwest Classic, AT&T Stadium, Arlington

► 2019		8-5, 4-4		Coach Jimbo Fisher		
DATE	OPPONENT	W / L	SCORES	RECORD	TV	ATTEN. RK
AUG. 29	Thu TEXAS ST	W	41 7	1-0	SEC NTK	98,016 12
SEPT. 7	Sat at (#1) Clemson	L	10 24	1-1	ABC	81,500 12
14	Sat LAMAR	W	62 3	2-1	ESPNU	97,195 16
21	Sat * (#8) AUBURN	L	20 28	2-2, 0-1	CBS	101,681 17
29	Sat * † vs Arkansas	W	31 27	3-2, 1-1	ESPN	51,441 23
OCT. 12	Sat * (*1) ALABAMA	L	28 47	3-3, 1-2	CBS	106,749 24
19	Sat * at Ole Miss	W	24 17	4-3, 2-2	SEC NTK	50,257 —
26	Sat * MISSISSIPPI STATE	W	49 30	5-3, 3-2	SEC NTK	102,025 —
NOV. 3	Sat UTSA	W	45 14	6-3	SEC NTK	100,635 —
16	Sat * SOUTH CAROLINA	W	30 6	7-3, 4-2	SEC NTK	104,957 24
23	Sat * at (#4) Georgia	L	13 19	7-4, 4-3	CBS	92,746 —
30	Sat * at (#1) LSU	L	7 50	7-5, 4-4	ESPN	102,218 —
DEC. 27	Fri † vs (#25) Oklahoma St.	W	24 21	8-5	ESPN	68,415 —

* SEC game † Texas Bowl, NRG Stadium, Houston, Texas † Southwest Classic, AT&T Stadium, Arlington

► 2020		9-1, 8-1		Coach Jimbo Fisher		
DATE	OPPONENT	W / L	SCORES	RECORD	TV	ATTEN. RK
SEPT. 26	Sat * VANDERBILT	W	17 12	1-0	SEC NTK	24,073 10
OCT. 3	Sat * at (*2) Alabama	L	24 52	1-1	CBS	19,424 13
10	Sat * (*4) FLORIDA	W	41 38	2-1	ESPN	24,709 21
17	Sat * at Mississippi State	W	28 14	3-1	ESPN	13,142 11
31	Sat * ARKANSAS	W	42 31	4-1	SEC NTK	27,114 8
NOV. 7	Sat * at South Carolina	W	48 3	5-1	ESPN	16,655 7
28	Sat * LSU	W	20 7	6-1	ESPN	23,607 5
DEC. 5	Sat * at Auburn	W	31 20	7-1	ESPN	17,490 5
19	Sat * at Tennessee	W	34 13	8-1	ESPN	22,943 5
JAN. 2	Sat † vs (#14) North Carolina	W	41 27	9-1	ESPN	13,737 5

* SEC game † Orange Bowl, Hard Rock Stadium, Miami, Fla.

► 2021		8-4, 4-4		Coach Jimbo Fisher		
DATE	OPPONENT	W / L	SCORES	RECORD	TV	ATTEN. RK
SEPT. 4	Sat KENT STATE	W	41 10	1-0	ESPNU	100,339 6
11	Sat ^ vs Colorado	W	10 7	2-0	FOX	61,203 5
18	Sat NEW MEXICO	W	34 0	3-0	SEC NTK	98,780 7
25	Sat * † vs (#16) Arkansas	L	10 20	3-1, 0-1	CBS	57,992 7
OCT. 2	Sat * MISSISSIPPI STATE	L	22 26	3-2, 0-2	SEC NTK	102,272 15
9	Sat * (*1) ALABAMA	W	41 38	4-2, 1-2	CBS	106,815 —
16	Sat * at Missouri	W	35 14	5-2, 2-2	SEC NTK	48,139 21
23	Sat * SOUTH CAROLINA	W	44 14	6-2, 3-2	SEC NTK	103,889 17
NOV. 6	Sat * (#12) AUBURN	W	20 3	7-2, 4-2	CBS	109,835 14
13	Sat * at (#12) Ole Miss	L	19 29	7-3, 4-3	ESPN	64,425 11
20	Sat * PRAIRIE VIEW A&M	W	52 3	8-3	SEC NTK+	98,251 16
27	Sat * at LSU	L	24 27	8-4, 4-4	ESPN	91,595 15

* SEC game † Southwest Classic, AT&T Stadium, Arlington ^ Empower Field at Mile High, Denver

ALL-TIME VS. OPPONENTS

Overall (127 seasons): 766-491-48

OPPONENT	W	L	T
Alabama	3	11	0
Appalachian State	First Meeting		
Arizona	1	0	0
Arizona State	1	0	0
Arkansas	33	42	3
Arkansas A&M	1	0	0
Arkansas State	3	1	0
Army	3	1	0
Auburn	7	5	0
Austin College	12	0	0
Ball State	1	0	0
Baylor	68	31	9
Boston College	1	3	0
Brigham Young	1	2	0
Bryan Air Field	2	0	0
California	1	2	0
Camp Mabry	1	0	0
Camp Travis	1	0	0
C.C. Travis Remount	1	0	0
Centenary	3	6	0
Centre College	1	0	0
Cincinnati	0	1	0
The Citadel	1	0	0
Clemson	3	3	0
Colorado	4	6	0
Corpus Christi NAS	0	1	0
Dallas University	3	0	0
Daniel Baker	3	0	0
Deaf Institute	1	0	0
Duke	1	0	0
Ellington Field	1	0	0
Florida	3	2	0
Florida State	0	4	0
Fordham	1	0	0
Fort Worth Univ.	2	0	0
Fresno State	1	0	0
Galveston High	1	0	1
Georgia	3	3	0
Georgia Tech	1	1	0
Hardin-Simmons	1	0	0
Haskell Institute	5	3	0
Hawai'i	1	0	0
Henry College	1	0	0
Houston High	3	2	0
Houston	19	12	3
Houston YMCA	1	0	0
Howard Payne	3	1	0
Idaho	1	0	0
Illinois	2	0	0

OPPONENT	W	L	T
Iowa	1	0	0
Iowa State	10	1	0
Kansas City Medics	0	0	1
Kansas	9	2	0
Kansas State	8	8	0
Kent State	1	0	0
Kentucky	2	1	0
Lamar	2	0	0
Louisiana-Lafayette	6	1	0
Louisiana-Monroe	4	0	0
LSU	22	35	3
Louisiana Tech	11	0	0
Louisville	3	1	0
Manhattan	2	0	0
Marshall	1	0	0
Maryland	2	0	0
McNeese State	1	0	0
Memphis	2	0	0
Miami, Fla.	1	2	0
Michigan	1	2	0
Michigan State	1	2	0
Middle Tennessee St	1	0	0
Ole Miss	9	4	0
Mississippi State	7	8	0
Missouri	9	7	0
Missouri Mines	2	0	0
Montana State	1	0	0
Nebraska	4	10	0
Nevada	2	0	0
New Mexico	5	0	0
New Mexico State	1	0	0
New York Univ.	1	0	0
Nicholls State	1	0	0
NC State	1	0	0
North Carolina	1	0	0
North Texas	7	0	0
North Texas AC	1	0	1
Northwestern	1	0	0
Northwestern State	1	0	0
Notre Dame	2	3	0
Ohio State	0	4	0
Oklahoma	12	19	0
Oklahoma State	16	10	0
Ouachita	1	0	0
Penn State	1	3	0
Phillips of Enid	1	0	0
Pittsburgh	1	2	0
Polytechnic	1	0	0
Purdue	0	1	0

OPPONENT	W	L	T
Prairie View A&M	2	0	0
Ream Field	1	0	0
Rice	52	27	2
St. Edwards	1	0	0
Sam Houston State	12	0	0
San Francisco	2	0	0
Santa Clara	1	1	0
Sewanee	5	2	1
SMU	45	29	7
South Carolina	8	0	0
South Carolina State	1	0	0
Southern California	0	3	0
Southern Mississippi	7	0	0
Southwestern	18	0	0
Stanford	1	0	0
Stephen F. Austin	3	0	0
Tarleton State	2	0	0
Temple	0	2	0
Tennessee	2	2	0
Texas A&I	5	0	1
TCU	56	29	7
Texas	37	76	5
Texas State	3	0	0
Texas Tech	37	32	1
Transylvania	1	1	0
Trinity Univ.	18	1	2
Tulane	10	5	0
Tulsa	6	2	0
UAB	2	0	0
UCLA	3	3	0
UMass	First Meeting		
UT Arlington	1	0	0
Utah	2	1	0
Utah State	1	0	0
UTEP	3	0	0
UTSA	2	0	0
Vanderbilt	3	0	0
Villanova	2	2	0
Virginia Tech	2	2	0
VMI	1	0	0
Wake Forest	0	1	0
Washington	2	1	1
Washington State	2	0	0
Waxahachie AC	1	0	0
Western Carolina	1	0	0
West Virginia	1	0	0
Wichita State	4	0	0
Wyoming	3	0	0

2022 opponents highlighted

AGGIE FOOTBALL BY DECADE

DECADE	OVERALL RECORD	PCT.	CONF. RECORD	PCT.	BOWLS	PCT.
1890s	12 - 7 - 1	.625	n/a	—	—	—
1900s	50 - 20 - 6	.697	n/a	—	—	—
1910s	67 - 14 - 3	.816	10 - 3 - 0	.769	—	—
1920s	59 - 23 - 9	.698	24 - 18 - 7	.561	1-0	1.000
1930s	52 - 40 - 9	.559	21 - 29 - 8	.431	1-0	1.000
1940s	50 - 47 - 5	.515	25 - 29 - 4	.466	1-2	.333
1950s	51 - 45 - 6	.529	16 - 34 - 4	.333	1-1	.500
1960s	31 - 64 - 6	.337	23 - 43 - 4	.357	1-0	1.000
1970s	65 - 49 - 0	.570	40 - 34 - 0	.541	2-2	.500
1980s	71 - 44 - 1	.616	49 - 28 - 1	.635	3-2	.600
1990s	94 - 28 - 2	.766	60 - 14 - 2	.810	2-7	.222
2000s	63 - 59 - 0	.516	38 - 45 - 0	.458	1-5	.167
2010s	84 - 46 - 0	.646	44 - 37 - 0	.540	6-4	.600
2020s	17 - 5 - 0	.773	12 - 5 - 0	.706	1-0	1.000
TOTAL	766-491-48	.605	358-315-30	.531	19-22	.463

SERIES HISTORY VS. OPPONENTS

numbers following dates indicate A&M/opponent ranking (AP) at time of game.

ALABAMA

Alabama leads, 11-3

1/1/1942	9/20	N	Dallas (Cotton Bowl)	L	21	29
1/1/1968	-/ 8	N	Dallas (Cotton Bowl)	W	20	16
9/14/1985	-/20	A	Birmingham	L	10	23
12/1/1988	-/20	H	College Station	L	10	30
11/10/2012	15/ 1	A	Tuscaloosa	W	29	24
9/14/2013	6/ 1	H	College Station	L	42	49
10/18/2014	21/ 7	A	Tuscaloosa	L	0	59
10/17/2015	9/10	H	College Station	L	23	41
8/22/2016	6/ 1	A	Tuscaloosa	L	14	33
10/7/2017	-/ 1	H	College Station	L	19	27
9/22/2018	22/ 1	A	Tuscaloosa	L	23	45
10/12/2019	24/ 1	H	College Station	L	28	47
10/3/2020	13/ 2	A	Tuscaloosa	L	24	52
10/9/2021	-/ 1	H	College Station	W	41	38

304 513

ARIZONA

A&M leads, 1-0

10/21/1921		H	College Station	W	17	13
------------	--	---	-----------------	---	----	----

ARIZONA STATE

A&M leads, 1-0

9/5/2015	-/15	N	Houston (NRG Stadium)	W	38	17
----------	------	---	-----------------------	---	----	----

ARKANSAS

Arkansas leads, 42-33-3

1903		H	College Station	W	6	0
1910		A	Fayetteville	L	0	5
1912		N	Dallas	W	27	0
10/15/1927		H	College Station	W	40	6
10/27/1928		A	Fayetteville	L	12	27
10/26/1929		H	College Station	L	13	14
10/25/1930		A	Little Rock	L	0	13
11/ 3/1934		H	College Station	T	7	7
11/ 2/1935		A	Little Rock	L	7	14
10/31/1936		H	College Station	L	0	18
10/30/1937	-/20	A	Fayetteville	L	13	26
10/29/1938		H	College Station	W	13	7
11/ 4/1939	5/-	A	Fayetteville	W	27	0
11/ 2/1940	5/-	H	College Station	W	17	0
11/ 1/1941	5/-	A	Little Rock	W	7	0
10/31/1942		H	College Station	W	41	0
10/30/1943	19/-	A	Fayetteville	W	13	0
11/ 4/1944		H	College Station	L	6	7
11/ 3/1945		A	Fayetteville	W	34	0
11/ 2/1946		H	College Station	L	0	7
11/ 1/1947		A	Fayetteville	T	21	21
10/30/1948		H	College Station	L	6	28
10/29/1949		A	Fayetteville	L	6	27
11/ 4/1950		H	College Station	W	42	13
11/ 3/1951	18/-	A	Fayetteville	L	21	33
11/ 1/1952		H	College Station	W	31	12
10/31/1953		A	Little Rock	L	14	41
10/30/1954		H	College Station	L	7	14
10/29/1955	11/-	A	Fayetteville	T	7	7
11/ 3/1956	5/-	H	College Station	W	27	0
11/ 2/1957	1/11	A	Fayetteville	W	7	6
11/ 1/1958		H	College Station	L	8	21
10/31/1959	-/17	A	Fayetteville	L	7	12
10/29/1960	-/12	H	College Station	L	3	7
11/ 4/1961		A	Fayetteville	L	8	15
11/ 3/1962	-/ 8	H	College Station	L	7	17
11/ 2/1963		A	Little Rock	L	7	21
10/31/1964	-/ 4	H	College Station	L	0	17
10/30/1965	-/ 2	A	Little Rock	L	0	31
10/29/1966	-/ 9	H	College Station	L	0	34
11/ 4/1967		H	College Station	W	33	21
11/ 2/1968	-/17	H	College Station	L	22	25
11/ 1/1969	-/ 4	A	Fayetteville	L	13	35

10/31/1970	-/ 8	H	College Station	L	6	45
10/30/1971	-/ 8	A	Little Rock	W	17	9
11/ 4/1972	-/20	H	College Station	W	10	7
11/ 3/1973		A	Fayetteville	L	10	14
11/ 2/1974	8/-	H	College Station	W	20	10
12/ 6/1975	2/18	A	Little Rock	L	6	31
11/13/1976	17/14	A	Little Rock	W	31	10
11/12/1977	11/ 8	H	College Station	L	20	26
11/18/1978	-/13	A	Little Rock	L	7	26
11/17/1979	-/ 9	H	College Station	L	10	22
11/15/1980		A	Fayetteville	L	24	27
11/14/1981	-/16	H	College Station	L	7	10
11/13/1982	-/10	A	Little Rock	L	0	35
11/12/1983		H	College Station	W	36	23
11/17/1984		A	Fayetteville	L	0	28
11/16/1985	-/ 9	H	College Station	W	10	6
11/15/1986	7/17	A	Little Rock	L	10	14
11/14/1987	19/20	H	College Station	W	14	0
11/12/1988	-/11	A	Fayetteville	L	20	25
11/24/1989	14/10	H	College Station	L	22	23
11/17/1990		A	Fayetteville	W	20	16
11/16/1991	13/-	H	College Station	W	13	3
10/ 3/2009		N	Arlington (AT&T Stadium)	L	19	47
10/ 9/2010	-/11	N	Arlington (AT&T Stadium)	L	17	24
10/1/2011	14/18	N	Arlington (AT&T Stadium)	L	38	42
9/29/2012		H	College Station	W	58	10
9/28/2013	9/-	A	Fayetteville	W	45	33
9/27/2014	6/-	N	Arlington (OT) (AT&T Stadium)	W	35	28
9/26/2015	14/-	N	Arlington (OT) (AT&T Stadium)	W	28	21
9/24/2016	10/17	N	Arlington (OT) (AT&T Stadium)	W	45	24
9/23/2017		N	Arlington (OT) (AT&T Stadium)	W	50	43
9/29/2018		N	Arlington (AT&T Stadium)	W	24	17
9/29/2019	23/-	N	Arlington (OT) (AT&T Stadium)	W	31	27
10/31/2020	8/-	H	College Station	W	42	31
9/25/2021	7/16	N	Arlington (AT&T Stadium)	L	10	20

1335 1386

ARKANSAS A&M

(now called Arkansas-Monticello) A&M leads, 1-0

10/17/1924		H	College Station	W	40	0
------------	--	---	-----------------	---	----	---

ARKANSAS STATE

A&M leads, 3-1

9/17/1983		H	College Station	W	38	0
9/29/1984		H	College Station	W	22	21
8/30/2003		H	College Station	W	26	11
8/30/2008		H	College Station	L	14	18

100 50

ARMY

A&M leads, 3-1

10/ 4/1969		A	West Point	W	20	13
9/30/1972		H	College Station	L	14	24
9/16/2006		N	San Antonio (Alamodome)	W	28	24
9/27/2008		H	College Station	W	21	17

83 78

AUBURN

A&M leads, 7-5

1911		N	Dallas	W	16	0
1/ 1/1986	11/16	N	Dallas (Cotton Bowl)	W	36	16
10/27/2012	22/-	A	Auburn	W	63	21
10/19/2013	7/24	H	College Station	L	41	45
11/ 08/2014	-/3	A	Auburn	W	41	38

11/7/2015	25/-	H	College Station	L	10	26
9/ 17/2016	17/-	A	Auburn	W	29	16
11/ 4/2017	-/16	H	College Station	L	27	42
11/ 3/2018	25/-	A	Auburn	L	24	28
9/21/2019	17/8	H	College Station	L	20	28
12/5/2020	5/-	A	Auburn	W	31	20
11/6/2021	14/12	H	College Station	W	20	3

362 283

AUSTIN COLLEGE

A&M leads, 12-0

1896		H	College Station	W	22	4
1897		H	College Station	W	4	0
1898		H	College Station	W	22	6
1905		H	College Station	W	18	11
1909		H	College Station	W	17	0
1910		H	College Station	W	27	5
1911		H	College Station	W	33	0
1912		H	College Station	W	57	0
1913		H	College Station	W	6	0
1914		H	College Station	W	32	0
1915		H	College Station	W	40	0
10/ 5/1917		H	College Station	W	66	0

344 26

BALL STATE

A&M leads, 1-0

9/12/2015	16/-	H	College Station	W	56	23
-----------	------	---	-----------------	---	----	----

BAYLOR

A&M leads, 68-31-9

1899		H	College Station	W	33	0
1901		H	College Station	W	6	0
1901		H	College Station	L	6	17
1901		H	College Station	L	0	46
1902		H	College Station	W	11	6
1902		H	College Station	W	22	0
1903		H	College Station	T	0	0
1903		H	College Station	W	18	0
1903		H	College Station	W	5	0
1904		H	College Station	W	5	0
1904		H	College Station	W	10	0
1905		H	College Station	W	42	0
1905		H	College Station	W	17	5
1908		H	College Station	L	5	6
1909		H	College Station	W	9	6
1911		H	College Station	W	22	11
1912		H	College Station	W	53	0
1913		H	College Station	T	14	14
11/11/1916		A	Waco	W	3	0
11/10/1917		A	Waco	W	7	0
11/ 9/1918		A	Waco	W	19	0
11/ 8/1919		A	Waco	W	10	0
11/ 6/1920		A	Waco	W	24	0
11/ 5/1921		A	Waco	W	14	3
11/ 4/1922		A	Waco	L	7	13
11/ 3/1923		A	Waco	T	0	0
11/ 1/1924		A	Waco	L	7	15
10/31/1925		A	Waco	W	13	0
10/30/1926		A	Waco	L	9	20
10/24/1931		H	College Station	W	33	7
10/22/1932		A	Waco	T	0	0
10/28/1933		H	College Station	W	14	7
10/27/1934		A	Waco	W	10	7
10/26/1935		H	College Station	L	6	14
10/24/1936	14/-	A	Waco	T	0	0
10/23/1937	13/18	H	College Station	L	0	13
10/22/1938	17/-	A	Waco	T	6	6
10/28/1939	5/-	H	College Station	W	20	0
10/26/1940	4/-	A	Waco	W	14	7
10/25/1941	9/-	H	College Station	W	48	0
10/24/1942		A	Waco	L	0	6
10/27/1945		H	College Station	W	19	13

10/26/1946	A	Waco	W	17	0
10/25/1947	H	College Station	W	24	0
10/23/1948	A	Waco	L	14	20
10/22/1949	—/11	H College Station	L	0	21
10/28/1950	13/—	A Waco	L	20	27
10/27/1951	16/ 7	H College Station	T	21	21
10/25/1952	A	Waco	L	20	21
10/24/1953	15/ 6	H College Station	L	13	14
10/23/1954	A	Waco	L	7	20
10/22/1955	12/16	H College Station	W	19	7
10/27/1956	7/ 8	A Waco	W	19	13
10/26/1957	2/—	H College Station	W	14	0
10/25/1958	A	Waco	W	33	27
10/24/1959	H	College Station	L	0	13
10/22/1960	—/ 7	A Waco	L	0	14
10/28/1961	H	College Station	W	23	0
10/27/1962	A	Waco	W	6	3
10/26/1963	H	College Station	L	7	34
10/24/1964	A	Waco	L	16	20
10/23/1965	H	College Station	L	0	31
10/22/1966	A	Waco	W	17	13
10/28/1967	H	College Station	W	21	3
10/26/1968	A	Waco	L	9	10
10/25/1969	H	College Station	W	24	0
10/24/1970	A	Waco	L	24	29
10/23/1971	H	College Station	W	10	9
10/28/1972	A	Waco	L	13	15
10/27/1973	H	College Station	W	28	22
10/26/1974	8/—	A Waco	W	20	0
10/25/1975	5/—	H College Station	W	19	10
10/16/1976	H	College Station	W	24	0
10/15/1977	13/—	A Waco	W	38	31
10/21/1978	12/—	H College Station	L	6	24
9/15/1979	A	Waco	L	7	17
10/18/1980	—/13	H College Station	L	7	46
10/17/1981	A	Waco	L	17	19
10/16/1982	H	College Station	W	28	23
10/15/1983	A	Waco	T	13	13
10/20/1984	H	College Station	L	16	20
10/19/1985	—/14	A Waco	L	15	20
10/18/1986	11/20	H College Station	W	31	30
10/17/1987	A	Waco	W	34	10
10/15/1988	H	College Station	W	28	14
10/21/1989	23/—	A Waco	W	14	11
10/20/1990	25/—	H College Station	T	20	20
10/19/1991	19/16	A Waco	W	34	12
10/24/1992	5/—	H College Station	W	19	13
10/16/1993	13/—	A Waco	W	34	17
10/15/1994	7/—	H College Station	W	41	21
10/21/1995	22/—	A Waco	W	24	9
11/ 9/1996	A	Waco	W	24	7
11/ 8/1997	21/—	H College Station	W	38	10
10/17/1998	10/—	A Waco	W	35	14
10/ 9/1999	13/—	H College Station	W	45	13
10/14/2000	A	Waco	W	24	0
10/ 6/2001	24/—	H College Station	W	16	10
10/12/2002	A	Waco	W	41	0
10/11/2003	H	College Station	W	73	10
10/30/2004	17/—	A Waco (OT)	L	34	35
10/ 1/2005	H	College Station (OT)W	16	13	
10/28/2006	22/—	A Waco	W	31	21
9/29/2007	H	College Station	W	34	10
11/15/2008	A	Waco	L	21	41
11/21/2009	H	College Station	W	38	3
11/13/2010	A	Waco	W	42	30
10/15/2011	19/—	H College Station	W	55	26

2036 1272

BOSTON COLLEGE

BC leads, 3-1

9/29/1973	H	College Station	L	24	32
9/23/1978	9/—	A Chestnut Hill	W	37	2
9/19/1981	A	Chestnut Hill	L	12	13
9/ 4/1982	H	College Station	L	16	38

89 85

BRYAN AFB

A&M leads, 2-0

9/25/1943	H	College Station	W	48	6
9/23/1944	H	College Station	W	39	0

87 6

BYU

BYU leads, 2-1

9/ 8/1979	14/—	N Houston (Rice Stadium)	L	17	18
12/29/1990	—/13	N San Diego (Holiday Bowl)	W	65	14
8/24/1996	12/—	A Provo (Pigskin Classic)	L	37	41

119 73

CALIFORNIA

Cal leads, 2-1

9/ 5/1981	A	Berkeley	W	29	28
9/ 3/1983	A	College Station	L	17	19
12/28/2006	21/20	N San Diego (Holiday Bowl)	L	10	45

56 92

CAMP MABRY

A&M leads, 1-0

11/23/1918	H	College Station	W	19	6
------------	---	-----------------	---	----	---

CAMP TRAVIS

A&M leads, 1-0

11/ 2/1918	H	College Station	W	12	0
------------	---	-----------------	---	----	---

CAMP TRAVIS REMOUNT

A&M leads, 1-0

12/ 7/1918	H	College Station	W	60	0
------------	---	-----------------	---	----	---

CENTENARY

Centenary leads, 6-3

10/13/1928	H	College Station	L	0	6
11/ 1/1930	H	College Station	W	7	6
10/31/1931	A	Shreveport	W	7	0
10/29/1932	A	Shreveport	L	0	7
11/ 4/1933	A	Shreveport	L	0	20
10/13/1934	N	Beaumont	L	0	13
10/12/1935	A	Shreveport	L	6	7
11/21/1936	14/—	A Shreveport	L	0	3
9/30/1939	H	College Station	W	14	0

34 62

CENTRE COLLEGE

A&M leads, 1-0

1/ 1/1922	N	Dallas (Dixie Classic)	W	22	14
-----------	---	------------------------	---	----	----

CINCINNATI

A&M leads, 1-0

10/ 2/1971	H	College Station	L	0	17
------------	---	-----------------	---	---	----

THE CITADEL

A&M leads, 1-0

9/ 2/2006	H	College Station	W	35	3
-----------	---	-----------------	---	----	---

CLEMSON

series tied, 3-3

10/6/1973	A	Clemson	W	30	15
9/14/1974	H	College Station	W	24	0
9/18/2004	H	College Station	W	27	6
9/3/2005	17/—	A Clemson	L	24	25
9/8/2018	—/2	H College Station	L	26	28
9/7/2019	12/2	A Clemson	L	10	24

141 98

COLORADO

CU leads, 6-4

9/23/1995	3/ 7	A Boulder	L	21	29
9/28/1996	—/12	H College Station	L	10	24
10/4/1997	17/16	A Boulder	W	16	10
10/7/2000	H	College Station	L	19	26
10/13/2001	25/20	A Boulder	L	21	31
10/23/2004	17/—	H College Station (OT)W	29	26	
10/8/2005	A	Boulder	L	20	41
11/1/2008	H	College Station	W	24	17
11/7/2009	A	Boulder	L	34	35
9/11/2021	5/—	N Denver	W	10	7

204 246

CORPUS CHRISTI NAS

CC NAS leads, 1-0

10/10/1942	A	Corpus Christi	L	7	18
------------	---	----------------	---	---	----

DALLAS UNIV

A&M leads, 3-0

1911	H	College Station	W	24	0
11/23/1916	H	College Station	W	20	6
10/12/1917	H	College Station	W	98	0

142 6

DANIEL BAKER

A&M leads, 3-0

1906	H	College Station	W	34	0
1912	H	College Station	W	50	0
10/ 1/1920	H	College Station	W	110	0

194 0

DEAF INSTITUTE

A&M leads, 1-0

1904	H	College Station	W	49	0
------	---	-----------------	---	----	---

DUKE

A&M leads, 1-0

12/31/2013	20/22	N Atlanta (Chick-Fil-A Bowl)	W	52	48
------------	-------	------------------------------	---	----	----

ELLINGTON FIELD

A&M leads, 1-0

9/24/1945	H	College Station	W	54	0
-----------	---	-----------------	---	----	---

FLORIDA

A&M leads, 3-2

10/13/1962	A	Gainesville	L	6	42
1/ 2/1977	10/—	N El Paso (Sun Bowl)	W	37	14
9/8/2012	—/23	H College Station	L	17	20
10/14/2017	A	Gainesville	W	19	17
10/10/2020	21/4	H College Station	W	41	38

120 131

FLORIDA STATE

FSU leads, 4-0

10/ 7/1967	—/—	H College Station	L	18	19
10/ 5/1968	17/—	A Tallahassee	L	14	20
1/ 1/1992	9/ 5	N Dallas (Cotton Bowl)	L	2	10
8/31/1998	14/ 2	N East Rutherford, NJ (Kickoff Classic)	L	14	23

48 72

FORDHAM

A&M leads, 1-0

1/ 1/1941	6/12	N Dallas (Cotton Bowl)	W	13	12
-----------	------	------------------------	---	----	----

FT. WORTH UNIV.

A&M leads, 2-0

1898	H	College Station	W	28	0
1907	H	College Station	W	34	0

62 0

HISTORY

FRESNO STATE

A&M leads, 1-0

9/ 8/2007	23/-	H	College Station	W	47	45
-----------	------	---	-----------------	---	----	----

GALVESTON BALL HS

A&M leads, 1-0-1

1894		H	College Station	W	14	6
1896		H	College Station	T	0	0
						14 6

GEORGIA

series tied, 3-3

12/ 8/1950		N	College Park (Presidential Cup)	W	40	20
10/ 3/1953	-/18	N	Dallas	W	14	12
10/ 2/1954		A	Athens	W	6	0
9/13/1980	-/12	A	Athens	L	0	42
12/28/2009		N	Shreveport, La. (Independence Bowl)	L	20	44
10/23/2019	-/4	A	Athens	L	13	19
						93 137

GEORGIA TECH

series tied, 1-1

9/25/1965		A	Atlanta	W	14	10
9/17/1966		A	Atlanta	L	3	38
						17 48

HARDIN-SIMMONS

A&M leads, 1-0

10/ 3/1936		A	Abilene	W	3	0
------------	--	---	---------	---	---	---

HASKELL INSTITUTE

A&M leads, 5-3

1906		H	College Station	W	32	6
1907		H	College Station	W	5	0
1908		H	College Station	L	0	23
1909		H	College Station	W	15	0
1913		H	College Station	L	0	28
1914		N	Fort Worth	L	0	10
1915		N	Dallas	W	21	7
10/28/1916		N	Dallas	W	13	6
						86 80

HAWAI'I

A&M leads, 1-0

9/ 1/1990	13/-	A	Honolulu	W	28	13
-----------	------	---	----------	---	----	----

HENRY COLLEGE

A&M leads, 1-0

1900		H	College Station	W	44	0
------	--	---	-----------------	---	----	---

HOUSTON HS

A&M leads, 3-2

1896		H	College Station	W	28	0
1897		H	College Station	L	0	10
1898		H	College Station	W	51	0
1898		H	College Station	L	0	6
1899		H	College Station	W	43	0
						122 16

HOUSTON

A&M leads, 19-12-3

9/20/1952		A	Houston	W	21	13
9/26/1953		H	College Station	T	14	14
10/ 9/1954		A	Houston	L	7	10
10/ 1/1955		H	College Station	W	21	3
10/13/1956	9/-	A	Houston	T	14	14
10/12/1957	3/-	H	College Station	W	28	6
9/27/1958		A	Houston	L	7	39
10/10/1959		H	College Station	W	28	6
10/ 8/1960		A	Houston	L	0	17
9/23/1961		H	College Station	T	7	7
9/24/1962		A	Houston	L	3	6

10/12/1963		H	College Station	W	23	13
9/25/1964		A	Houston	L	0	10
10/ 9/1965		H	College Station	W	10	7
9/25/1976	9/-	A	Houston	L	10	21
12/ 3/1977	17/-	H	College Station	W	27	7
10/14/1978	6/17	A	Houston	L	0	33
10/13/1979	-/ 7	H	College Station	L	14	17
10/11/1980		A	Houston	L	13	17
10/10/1981		H	College Station	W	7	6
10/ 9/1982		A	Houston	L	20	24
10/ 8/1983		H	College Station	W	30	7
10/13/1984		A	Houston	L	7	9
10/12/1985		H	College Station	W	43	16
10/11/1986	14/-	A	Houston	W	19	7
10/10/1987		H	College Station	W	22	17
10/ 8/1988		A	Houston	W	30	16
10/14/1989	-/ 8	H	College Station	W	17	13
10/13/1990	20/12	A	Houston	L	31	36
10/26/1991	13/-	H	College Station	W	27	18
11/12/1992	4/-	A	Houston	W	38	30
10/ 9/1993	14/-	H	College Station	W	34	10
10/ 8/1994	10/-	A	Houston	W	38	7
10/28/1995	19/-	H	College Station	W	31	7
						641 490

HOUSTON YMCA

A&M leads, 1-0

1905		H	College Station	W	29	0
------	--	---	-----------------	---	----	---

HOWARD PAYNE

A&M leads, 3-1

10/18/1919		H	College Station	W	12	0
9/30/1921		H	College Station	W	14	7
9/29/1922		H	College Station	L	7	13
9/28/1923		H	College Station	W	21	0
						54 20

IDAHO

A&M leads, 1-0

9/17/2011	9/-	H	College Station	W	37	7
-----------	-----	---	-----------------	---	----	---

ILLINOIS

A&M leads, 2-0

9/27/1975	8/-	H	College Station	W	43	13
10/ 2/1976		A	Champaign	W	14	7
						57 20

IOWA

A&M leads, 1-0

10/10/1931		N	Dallas	W	29	0
------------	--	---	--------	---	----	---

IOWA STATE

A&M leads, 10-1

12/20/1978	-/19	A	Birmingham, Al. (Hall of Fame Bowl)	W	28	12
9/22/1984		H	College Station	W	38	17
10/12/1996		A	Ames	W	24	21
10/11/1997	13/-	H	College Station	W	56	17
10/21/2000		A	Ames	W	30	7
10/27/2001		H	College Station	W	24	21
10/ 9/2004		A	Ames	W	34	3
10/29/2005		H	College Station	L	14	42
10/25/2008		A	Ames	W	45	35
10/31/2009		H	College Station	W	35	10
10/22/2011	17/-	A	Ames	W	33	17
						361 202

KANSAS

A&M leads, 9-2

10/ 5/1974	5/-	A	Lawrence	L	10	28
9/10/1977	9/-	H	College Station	W	28	14
9/ 9/1978	16/-	A	Lawrence	W	37	10
10/ 3/1998	18/-	A	Lawrence	W	24	21
10/16/1999	11/-	H	College Station	W	34	17
10/19/2002		A	Lawrence	W	47	22

11/ 1/2003		H	College Station	W	45	33
10/ 7/2006		A	Lawrence	W	21	18
10/27/2007	-/12	H	College Station	L	11	19
10/23/2010		A	Lawrence	W	42	10
11/19/2011		H	College Station	W	61	7
						360 166

KANSAS CITY MEDICS

series tied, 0-0-1

1900		H	College Station	T	6	6
------	--	---	-----------------	---	---	---

KANSAS STATE

series tied, 8-8

1912		H	College Station	L	10	13
1913		H	College Station	L	0	12
10/12/1929		N	Dallas	W	19	0
10/ 4/1975	6/-	A	Manhattan	W	10	0
9/18/1976	11/-	H	College Station	W	34	14
10/19/1996	-/19	H	College Station	L	20	23
10/18/1997	14/20	A	Manhattan	L	17	36
12/ 5/1998	10/ 2	N	St Louis (20T) (Big 12 Championship)	W	36	33
10/28/2000	-/10	H	College Station	W	26	10
10/20/2001		A	Manhattan	W	31	24
10/ 2/2004		H	College Station	W	42	30
10/22/2005		A	Manhattan	W	30	28
10/11/2008		H	College Station	L	30	44
10/17/2009		A	Manhattan	L	14	62
11/12/2011	-/14	A	Manhattan (40T)	L	50	53
12/28/2016	17/11	N	Houston (Texas Bowl-NRG Stadium)	L	28	24
						397 406

KENT STATE

A&M leads, 1-0

9/4/2021		H	College Station	W	41	10
----------	--	---	-----------------	---	----	----

KENTUCKY

A&M leads, 2-1

10/ 4/1952		H	College Station	L	7	10
9/19/1953		A	Lexington	W	7	6
10/ 6/2018	-/13	H	College Station (OT)	W	20	14
						34 30

LAMAR

A&M leads, 2-0

9/ 6/2014	6/-	H	College Station	W	73	3
9/14/2019	16/-	H	College Station	W	62	3
						135 6

LOUISIANA-LAFAYETTE

A&M leads, 6-1

9/15/1990	12/-	H	College Station	W	63	14
9/28/1991		H	College Station	W	34	7
9/14/1996	25/-	A	Lafayette	L	22	29
9/20/1997		H	College Station	W	66	0
8/31/2002	23/-	H	College Station	W	31	7
9/ 9/2006		H	College Station	W	51	7
9/16/2017		H	College Station	W	45	21
						312 85

LOUISIANA-MONROE

A&M leads, 4-0

9/21/1985		H	College Station	W	31	17
9/15/2007	25/-	H	College Station	W	54	14
11/ 1/2014		H	College Station	W	21	16
9/15/2018		H	College Station	W	48	10
						154 57

LSU					
LSU leads, 35-22-3					
12/2/1899	H	College Station	W	52	0
11/19/1906	H	College Station	W	22	12
10/21/1907	H	College Station	W	11	5
10/17/1908	N	New Orleans	L	0	26
11/27/1913	N	Houston	T	7	7
10/31/1914	N	Dallas	W	63	9
10/14/1916	N	Galveston	L	0	13
10/27/1917	N	San Antonio	W	27	0
10/16/1920	H	College Station	T	0	0
10/15/1921	A	Baton Rouge	L	0	6
10/20/1922	A	College Station	W	47	0
10/20/1923	A	Baton Rouge	W	28	0
9/26/1942	A	Baton Rouge	L	7	16
10/09/1943	A	Baton Rouge	W	28	13
1/01/1944	N	Miami (Orange Bowl)	L	14	19
10/14/1944	A	Baton Rouge	W	7	0
10/13/1945	17/-	H College Station	L	12	31
10/12/1946	A	Baton Rouge	L	9	33
10/11/1947	A	Baton Rouge	L	13	19
10/ 9/1948	A	Baton Rouge	L	13	14
10/ 8/1949	A	Baton Rouge	L	0	34
9/24/1955	-/16	N Dallas	W	28	0
9/29/1956	11/-	A Baton Rouge	W	9	6
9/17/1960	A	Baton Rouge	L	0	9
9/30/1961	A	Baton Rouge	L	7	16
9/17/1962	-/ 5	A Baton Rouge	L	0	21
9/21/1963	A	Baton Rouge	L	6	14
9/19/1964	A	Baton Rouge	L	6	9
9/18/1965	-/ 8	A Baton Rouge	L	0	10
10/ 8/1966	A	Baton Rouge	T	7	7
9/30/1967	A	Baton Rouge	L	6	17
9/21/1968	-/18	A Baton Rouge	L	12	13
9/20/1969	A	Baton Rouge	L	6	35
9/19/1970	-/12	A Baton Rouge	W	20	18
9/18/1971	A	Baton Rouge	L	0	37
9/23/1972	-/ 9	A Baton Rouge	L	17	42
9/22/1973	-/11	A Baton Rouge	L	23	28
9/21/1974	12/ 7	A Baton Rouge	W	21	14
9/20/1975	11/-	A Baton Rouge	W	39	8
9/13/1986	7/14	A Baton Rouge	L	17	35
9/ 2/1987	15/ 6	H College Station	L	3	17
9/ 3/1988	11/17	A Baton Rouge	L	0	27
9/ 2/1989	-/ 7	H College Station	W	28	16
9/29/1990	11/-	A Baton Rouge	L	8	17
9/14/1991	20/-	H College Station	W	45	7
9/ 5/1992	7/-	A Baton Rouge	W	31	22
9/ 4/1993	5/-	H College Station	W	24	0
9/ 3/1994	15/-	A Baton Rouge	W	18	13
9/ 2/1995	3/-	H College Station	W	33	17
1/ 7/2010	17/11	N Arlington (Cotton Bowl-AT&T Stadium)	L	41	24
10/20/2012	20/6	H College Station	L	19	24
11/23/2013	10/18	A Baton Rouge	L	10	34
11/27/2014	H	College Station	L	17	23
11/28/2015	A	Baton Rouge	L	7	19
11/24/2016	H	College Station	L	39	54
11/25/2017	-/19	A Baton Rouge	L	21	45
11/24/2018	-/8	H College Station (7OT)	W	74	72
11/30/2019	-/1	A Baton Rouge	L	7	50
11/28/2020	5/-	H College Station	W	20	7
11/27/2021	15/-	A Baton Rouge	L	24	27
					1052 1111

LOUISIANA TECH					
A&M leads, 10-0					
9/26/1981	H	College Station	W	43	7
9/25/1982	H	College Station	W	38	27
10/31/1987	H	College Station	W	32	3
11/ 5/1988	H	College Station	W	56	17
10/ 5/1996	H	College Station	W	63	13
9/12/1998	18/-	H College Station	W	28	7
9/ 4/1999	7/-	N Shreveport (Independence Stadium)	W	37	17
9/28/2002	24/-	H College Station	W	31	3

9/23/2006	H	College Station	W	45	14
10/13/2012	22/23	N Shreveport (Independence Stadium)	W	59	57
					432 165

LOUISVILLE					
A&M leads, 3-1					
11/ 7/1992	5/-	H College Station	W	40	18
11/13/1993	11/20	H College Station	W	42	7
11/12/1994	9/-	A Louisville	W	26	10
12/30/2015	N	Nashville (Music City Bowl)	L	21	27
					129 62

MANHATTAN COLLEGE					
A&M leads, 2-0					
12/ 5/1936	H	College Station	W	13	6
10/ 2/1937	A	New York City	W	14	7
					27 13

MARSHALL					
A&M leads, 1-0					
1910	H	College Station	W	48	0

MARYLAND					
A&M leads, 2-0					
9/21/1957	2/-	N Dallas	W	21	13
10/11/1958	A	College Park	W	14	10
					35 23

MCNEESE STATE					
A&M leads, 1-0					
9/ 1/2001	H	College Station	W	38	24

MEMPHIS					
A&M leads, 2-0					
9/30/1978	8/-	H College Station	W	58	0
9/29/1979	A	Memphis	W	17	7
					75 7

MIAMI (FLA.)					
Miami leads, 2-1					
12/ 8/1944	A	Miami	W	70	14
9/20/2007	20/-	A Miami	L	17	34
9/20/2008	H	College Station	L	23	41
					110 89

MICHIGAN					
Michigan leads, 2-1					
10/ 3/1970	-/ 8	A Ann Arbor	L	10	14
10/ 1/1977	5/ 3	A Ann Arbor	L	3	41
12/29/1995	19/14	N San Antonio (Alamo Bowl)	W	22	20
					35 75

MICHIGAN STATE					
MSU leads, 2-1					
12/ 8/1934	N	San Antonio	L	13	26
10/11/1952	-/ 1	A East Lansing	L	6	48
9/26/1959	-/19	A East Lansing	W	9	7
					28 81

MIDDLE TENN. STATE					
A&M leads, 1-0					
11/16/1995	15/-	H College Station	W	56	14

OLE MISS					
A&M leads, 9-4					
1911	H	College Station	W	17	0
1914	N	Dallas	W	14	7
9/13/1975	9/-	H College Station	W	7	0
9/ 6/1980	A	Jackson, Miss. (Veterans Mem'l Stadium)	W	23	20
10/6/2012	A	Oxford	W	30	27

10/12/2013	A	Oxford	W	41	38
10/11/2014	14/3	H College Station	L	20	35
10/23/2015	15/24	A Oxford	L	3	23
11/12/2016	10/-	H College Station	L	28	29
11/18/2017	A	Oxford	W	31	24
11/10/2018	H	College Station	W	38	24
10/19/2019	A	Oxford	W	24	17
11/13/2021	11/12	A Oxford	L	19	29
					295 273

MISSISSIPPI STATE					
Mississippi State leads, 8-7					
11/28/1912	N	College Station	W	41	7
11/1/1913	H	Dallas	L	0	6
11/25/1915	N	College Station	L	0	7
10/9/1937	N	Tyler	W	14	0
12/31/2000	N	Shreveport (OT) (Independence Bowl)	L	41	43
11/3/2012	16/17	A Starkville	W	38	13
11/9/2013	13/-	H College Station	W	51	41
10/4/2014	6/12	A Starkville	L	31	48
10/3/2015	14/21	H College Station	W	30	17
11/5/2016	7/-	A Starkville	L	28	35
10/28/2017	H	College Station	L	14	35
10/27/2018	16/-	A Starkville	L	13	28
10/26/2019	H	College Station	W	49	30
10/17/2020	11/-	A Starkville	W	28	14
10/2/2021	15/-	H College Station	L	22	26
					400 351

MISSOURI					
A&M leads, 8-7					
9/ 5/1957	5/-	H College Station	W	28	0
10/ 4/1958	H	College Station	W	12	0
9/19/1992	5/-	A Columbia	W	26	13
9/18/1993	16/-	H College Station	W	73	0
11/14/1998	6/13	H College Station	W	17	14
11/13/1999	23/-	A Columbia	W	51	14
11/16/2002	H	College Station (2OT)	L	27	33
11/15/2003	A	Columbia	L	22	45
10/14/2006	-/19	H College Station	W	25	19
11/10/2007	-/ 7	A Columbia	L	26	40
10/16/2010	-/ 12	H College Station	L	9	30
10/29/2011	16/-	H College Station (OT)	L	38	31
11/24/2012	9/-	H College Station	W	59	29
11/30/2013	21/5	A Columbia	L	21	28
11/15/2014	H	College Station	L	27	34
10/16/2021	21/-	A Columbia	W	35	14
					496 344

MISSOURI SCHOOL OF MINES					
A&M leads, 2-0					
1915	H	College Station	W	33	3
11/17/1916	H	College Station	W	77	0
					110 3

MONTANA STATE					
A&M leads, 1-0					
9/ 1/2007	H	College Station	W	38	7

NEBRASKA

Nebraska leads, 10-4

10/ 4/1930	A	Lincoln	L	0	13
10/ 8/1955	A	Lincoln	W	27	0
9/27/1969	A	Lincoln	L	0	14
9/25/1971	-/ 1	A Lincoln	L	7	34
9/16/1972	-/ 9	A Lincoln	L	7	37
8/27/1988	10/ 2	N Anaheim, Calif. (Pigskin Classic)	L	14	23
12/ 6/1997	14/ 2	N San Antonio (Big 12 Championship)	L	15	54
10/10/1998	18/ 2	H College Station	W	28	21
11/ 6/1999	18/ 9	A Lincoln	L	0	37
10/26/2002		H College Station	L	31	38
10/18/2003	-/14	A Lincoln	L	12	48
11/11/2006	24/-	H College Station	L	27	28
10/20/2007		A Lincoln	W	36	14
11/20/2010	18/9	H College Station	W	9	6

213 367

NEVADA

A&M leads, 2-0

9/23/1950	N	San Antonio	W	48	18
9/19/2015	17/-	H College Station	W	44	27

92 45

NEW MEXICO

A&M leads, 4-0

10/16/1926	H	College Station	W	63	0
9/ 6/2008	A	Albuquerque	W	28	22
9/ 5/2009	H	College Station	W	41	6
11/11/2017	H	College Station	W	55	14
9/18/2021	7/-	H College Station	W	34	0

221 42

NEW MEXICO STATE

A&M leads, 1-0

10/ 29/2016	9/-	H College Station	W	52	10
-------------	-----	-------------------	---	----	----

NEW YORK UNIV.

A&M leads, 1-0

11/11/1941	A	New York City	W	49	7
------------	---	---------------	---	----	---

NICHOLLS

A&M leads, 1-0

9/ 9/2017	H	College Station	W	24	14
-----------	---	-----------------	---	----	----

NORTH CAROLINA

A&M leads, 1-0

1/ 2/2021	5/14	N Miami	W	41	27
-----------	------	---------	---	----	----

NORTH TEXAS

A&M leads, 7-0

11/ 3/1928	H	College Station	W	44	0
9/21/1946	H	College Station	W	47	0
9/20/1986	16/-	H College Station	W	48	28
9/22/1990	12/-	H College Station	W	40	8
9/21/1996	H	College Station	W	55	0
9/27/1997	18/-	N Irving (Texas Stadium)	W	36	10
9/26/1998	17/-	H College Station	W	28	9

298 54

NORTH TEXAS AC

A&M leads, 1-0-1

10/23/1943	13/-	A Arlington	T	0	0
10/28/1944		A Arlington	W	61	0

61 0

NORTHWESTERN

A&M leads, 1-0

12/31/2011		N Houston (Meineke Car Care Bowl of Texas)	W	38	7
------------	--	-----------------------------------------------	---	----	---

NORTHWESTERN STATE

A&M leads, 1-0

8/30/2018	H	College Station	W	59	7
-----------	---	-----------------	---	----	---

NOTRE DAME

ND leads, 3-2

1/ 1/1988	15/13	N Dallas (Cotton Bowl)	W	35	10
1/ 1/1993	4/ 5	N Dallas (Cotton Bowl)	L	3	28
1/ 1/1994	7/ 4	N Dallas (Cotton Bowl)	L	21	24
9/ 2/2000	25/-	A South Bend	L	10	24
9/29/2001		H College Station	W	24	3

93 89

OHIO STATE

OSU leads, 4-0

9/28/1963	A	Columbus	L	0	17
9/26/1970	-/ 1	A Columbus	L	13	56
1/ 1/1987	8/11	N Dallas (Cotton Bowl)	L	12	28
1/ 1/1999	8/ 3	N New Orleans (Sugar Bowl)	L	14	24

39 125

OKLAHOMA

OU leads, 19-12

1903	H	College Station	L	0	6
1907	H	College Station	W	19	0
1909	H	College Station	W	14	8
1912	H	College Station	W	28	6
10/ 7/1944	A	Norman	L	14	21
10/ 6/1945	A	Norman	W	19	14
10/ 5/1946	A	Norman	L	7	10
10/ 4/1947	A	Norman	L	14	26
10/ 2/1948	A	Norman	L	14	42
10/ 1/1949	A	Norman	L	13	33
10/ 7/1950	-/ 6	A Norman	L	28	34
10/ 6/1951	4/11	H College Station	W	14	7
9/11/1993	5/17	A Norman	L	14	44
9/10/1994	16/15	A Norman	W	36	14
11/16/1996		H College Station	W	33	16
11/15/1997	18/-	A Norman	W	51	7
11/ 7/1998	7/-	H College Station	W	29	0
10/23/1999	13/-	A Norman	L	6	51
11/11/2000	23/ 1	H College Station	L	31	35
11/10/2001	-/ 3	A Norman	L	10	31
11/ 9/2002	-/ 1	H College Station	W	30	26
11/ 8/2003	-/ 1	A Norman	L	0	77
11/ 6/2004	-/ 2	H College Station	L	35	42
11/12/2005		A Norman	L	30	36
11/ 4/2006	21/18	H College Station	L	16	17
11/ 3/2007	-/ 5	A Norman	L	14	42
11/ 8/2008	-/ 6	H College Station	L	28	66
11/14/2009		A Norman	L	10	65
11/ 6/2010	-/ 11	H College Station	W	33	19
11/ 5/2011	-/ 6	A Norman	L	25	41
1/ 4/2012	10/12	N Arlington (Cotton Bowl)	W	41	13

656 849

OKLAHOMA STATE

A&M leads, 18-10

1913	H	College Station	L	0	3
1914	H	College Station	W	24	0
10/31/1919		H College Station	W	28	0
10/30/1920		A Stillwater	W	35	0
10/28/1921		H College Station	W	23	7
9/23/1939		A Stillwater	W	32	0
9/27/1952		N Dallas	W	14	7
9/25/1954		N Dallas	L	6	14
12/12/1981		N Shreveport (Independence Bowl)	W	33	16
10/24/1983		H College Station	L	15	34
9/24/1988	-/18	A Stillwater	L	15	52

11/ 2/1996	-/ -	A Stillwater	W	38	19
11/ 1/1997	25/19	H College Station (OT)	W	28	25
10/31/1998	8/-	A Stillwater	W	17	6
10/30/1999	22/-	H College Station	W	21	3
11/ 4/2000	24/-	A Stillwater	W	21	16
9/22/2001		H College Station	W	21	7
11/ 2/2002		A Stillwater	L	23	28
10/25/2003	-/18	H College Station	L	10	38
10/16/2004	23/15	A Stillwater	W	36	20
10/15/2005		H College Station	W	62	23
10/21/2006	25/-	A Stillwater (OT)	W	34	33
10/ 6/2007		H College Station	W	24	23
10/ 4/2008	-/21	A Stillwater	L	28	56
10/10/2009	-/15	H College Station	L	31	36
9/30/2010		A Stillwater	L	35	38
9/24/2011	8/ 7	H College Station	L	29	30
12/27/2019	-/25	N Houston	W	24	21

707 555

QUACHITA

A&M leads, 1-0

10/27/1922		N Dallas	W	19	6
------------	--	----------	---	----	---

PENN STATE

PSU leads, 3-1

9/22/1979	-/ 6	A State College	W	27	14
9/20/1980	-/11	A College Station	L	9	25
12/28/1999	18/13	N San Antonio (Alamo Bowl)	L	0	24
12/29/2007		N San Antonio (Alamo Bowl)	L	17	24

53 87

PHILLIPS UNIV.

A&M leads, 1-0

10/22/1920		H College Station	W	47	0
------------	--	-------------------	---	----	---

PITTSBURGH

Pitt leads, 2-1

12/30/1989	16/23	N El Paso (John Hancock Bowl)	L	28	31
9/ 7/2002	20/-	A Pittsburgh	W	14	12
9/27/2003	-/17	H College Station	L	26	37

68 80

POLYTECHNIC COLLEGE

A&M leads, 1-0

1913		H College Station	W	67	0
------	--	-------------------	---	----	---

PRAIRIE VIEW A&M

A&M leads, 2-0

9/10/2016		H College Station	W	67	0
11/20/2021		H College Station	W	52	3

119 3

PURDUE

Purdue leads, 1-0

9/23/1967		N Dallas	L	20	24
-----------	--	----------	---	----	----

REAM FIELD

A&M leads, 1-0

10/26/1918		H College Station	W	6	0
------------	--	-------------------	---	---	---

RICE

A&M leads, 52-27-2

1914		H College Station	W	32	7
1915		A Houston	L	0	7
11/ 4/1916		A Houston	L	0	20
11/29/1917		A Houston	W	10	0
11/16/1920		H College Station	W	7	0
11/11/1921		A Houston	T	7	7
11/18/1922		H College Station	W	24	0
11/18/1923		A Houston	L	6	7
11/14/1924		H College Station	W	13	6
11/14/1925		A Houston	W	17	0

11/12/1926	H	College Station	W	20	0
11/11/1927	A	Houston	W	14	0
11/16/1928	H	College Station	W	19	0
11/16/1929	A	Houston	W	26	6
11/15/1930	H	College Station	L	0	7
11/14/1931	A	Houston	W	7	0
11/11/1932	H	College Station	W	14	7
11/18/1933	A	Houston	W	27	0
11/17/1934	H	College Station	L	6	25
11/16/1935	A	Houston	L	10	17
10/10/1936	A	Houston	W	3	0
11/13/1937	-/15	A Houston	T	6	6
11/12/1938	H	College Station	W	27	0
11/18/1939	2/-	A Houston	W	19	0
11/16/1940	3/-	H College Station	W	25	0
11/15/1941	4/-	A Houston	W	19	6
11/14/1942	A	Houston	T	0	0
11/13/1943	14/-	A Houston	W	20	0
11/18/1944	A	Houston	W	19	6
11/17/1945	A	Houston	L	0	6
11/16/1946	-/14	H College Station	L	10	27
11/15/1947	A	Houston	L	7	41
11/13/1948	H	College Station	L	6	28
11/12/1949	-/7	A Houston	L	0	13
11/18/1950	12/-	H College Station	L	13	21
11/17/1951	A	Houston	L	13	28
11/15/1952	H	College Station	L	6	16
11/13/1953	-/16	A Houston	L	7	34
11/13/1954	H	College Station	L	19	29
11/12/1955	9/-	A Houston	W	20	12
11/17/1956	5/-	H College Station	W	21	7
11/16/1957	1/20	A Houston	L	6	7
11/15/1958	A	Houston	W	28	21
11/14/1959	A	Houston	L	2	7
11/12/1960	-/16	A Houston	L	14	21
11/18/1961	A	Houston	L	7	21
11/17/1962	A	Houston	L	3	23
11/16/1963	A	Houston	W	13	6
11/14/1964	A	Houston	L	8	19
11/13/1965	A	Houston	W	14	13
11/12/1966	A	Houston	W	7	6
11/18/1967	A	Houston	W	18	3
11/16/1968	H	College Station	W	24	14
11/15/1969	A	Houston	L	6	7
11/14/1970	H	College Station	L	17	18
11/13/1971	A	Houston	W	18	13
11/18/1972	H	College Station	L	14	20
11/17/1973	A	Houston	L	20	24
11/16/1974	10/-	H College Station	W	37	7
11/15/1975	3/-	A Houston	W	33	14
10/23/1976	H	College Station	W	57	34
10/22/1977	12/-	A Houston	W	28	14
10/28/1978	H	College Station	W	38	21
10/27/1979	A	Houston	W	41	15
10/25/1980	H	College Station	L	6	10
10/24/1981	A	Houston	W	51	26
10/23/1982	H	College Station	W	49	7
10/22/1983	A	Houston	W	29	10
10/27/1984	H	College Station	W	38	14
10/26/1985	A	Houston	W	43	28
10/25/1986	10/-	H College Station	W	45	10
10/24/1987	A	Houston	W	34	21
10/22/1988	H	College Station	W	24	10
10/28/1989	21/-	A Houston	W	45	7
10/27/1990	H	College Station	W	41	15
11/ 2/1991	12/-	A Houston	W	38	21
10/17/1992	5/-	H College Station	W	35	9
10/23/1993	11/-	A Houston	W	38	10
10/22/1994	6/-	H College Station	W	7	0
11/ 9/1995	18/-	A Houston	W	17	10
9/31/2013	6/-	H College Station	W	52	31
9/13/2014	5/-	H College Station	W	38	10

1602 993

ST. EDWARDS

A&M leads, 1-0

1902	H	College Station	W	11	0
------	---	-----------------	---	----	---

SAM HOUSTON STATE

A&M leads, 12-0

10/ 3/1919	H	College Station	W	77	0
9/22/1923	H	College Station	W	53	0
10/23/1925	H	College Station	W	77	0
10/ 5/1932	H	College Station	W	26	0
10/ 6/1933	H	College Station	W	34	14
9/22/1934	H	College Station	W	28	0
9/27/1935	A	Huntsville	W	25	0
9/26/1936	H	College Station	W	39	6
9/27/1941	H	College Station	W	54	0
9/ 6/1997	H	College Station	W	59	6
11/17/2012	9/-	H College Station	W	47	28
9/ 7/2013	6/-	H College Station	W	65	28

584 82

SAN FRANCISCO

A&M leads, 2-0

11/11/1936	15/-	A San Francisco	W	38	14
12/ 4/1937	A	San Francisco	W	42	0

80 14

SANTA CLARA

series tied, 1-1

10/ 8/1938	H	College Station	L	0	7
10/ 6/1939	A	Santa Clara	W	7	3

7 10

SEWANE

A&M leads, 5-2-1

1899	H	College Station	L	0	10
1904	H	College Station	L	5	17
10/13/1923	N	Dallas	W	14	0
10/11/1924	N	Dallas	W	7	0
10/10/1925	N	Dallas	T	6	6
10/ 9/1926	N	Dallas	W	6	3
10/ 8/1927	N	Dallas	W	18	0
10/ 6/1928	N	Dallas	W	69	0

125 36

SMU

A&M leads, 45-29-7

10/23/1916	H	College Station	W	62	0
10/11/1919	A	Dallas	W	16	0
10/ 9/1920	H	College Station	W	3	0
10/12/1921	A	Dallas	W	13	0
11/11/1922	A	Dallas	L	6	17
10/26/1923	H	College Station	L	0	10
10/25/1924	A	Dallas	T	7	7
10/16/1925	H	College Station	W	7	0
10/23/1926	A	Dallas	L	7	9
11/ 5/1927	A	Dallas	W	39	13
11/10/1928	A	Dallas	T	19	19
11/ 9/1929	H	College Station	L	7	12
11/ 8/1930	A	Dallas	L	7	13
11/ 7/1931	H	College Station	L	0	8
11/ 5/1932	A	Dallas	T	0	0
11/11/1933	H	College Station	L	0	19
11/10/1934	A	Dallas	L	0	28
12/ 7/1935	H	College Station	L	0	24
11/ 7/1936	A	Dallas	W	22	6
11/ 6/1937	H	College Station	W	14	0
11/ 5/1938	A	Dallas	L	7	10
11/11/1939	2/13	H College Station	W	6	2
11/ 9/1940	4/14	A Dallas	W	19	7
11/ 8/1941	5/-	H College Station	W	21	10
11/ 7/1942	A	Dallas	W	27	20
11/ 6/1943	16/-	H College Station	W	22	0
11/11/1944	A	Dallas	W	39	6
11/10/1945	H	College Station	W	3	0
11/ 9/1946	A	Dallas	W	14	0

11/ 8/1947	-/3	H College Station	L	0	13
11/ 6/1948	-/8	A Dallas	L	14	20
11/ 5/1949	-/9	H College Station	T	27	27
11/11/1950	-/7	A Dallas	W	25	20
11/10/1951	H	College Station	T	14	14
11/ 8/1952	A	Dallas	L	13	21
11/ 7/1953	H	College Station	L	0	23
11/ 6/1954	A	Dallas	L	3	6
11/ 5/1955	12/-	H College Station	W	13	2
11/10/1956	5/-	A Dallas	W	33	7
11/ 9/1957	1/-	H College Station	W	19	6
11/ 8/1958	-/20	A Dallas	L	0	33
11/ 7/1959	H	College Station	L	11	14
11/ 5/1960	A	Dallas	T	0	0
11/11/1961	H	College Station	W	25	12
11/10/1962	A	Dallas	W	12	7
11/ 9/1963	H	College Station	L	7	9
11/ 7/1964	A	Dallas	W	23	0
11/ 6/1965	H	College Station	L	0	10
11/ 5/1966	A	Dallas	L	14	21
9/16/1967	H	College Station	L	17	20
11/ 9/1968	A	Dallas	L	23	36
11/ 8/1969	H	College Station	W	20	10
11/ 7/1970	A	Dallas	L	3	6
11/ 6/1971	H	College Station	W	27	10
11/11/1972	A	Dallas	W	27	17
11/10/1973	H	College Station	W	45	10
11/ 9/1974	5/-	A Dallas	L	14	18
11/ 8/1975	4/-	H College Station	W	36	3
10/30/1976	A	Dallas	W	36	0
10/29/1977	12/-	H College Station	W	38	21
11/ 4/1978	A	Dallas	W	20	17
11/ 3/1979	H	College Station	W	47	14
11/ 1/1980	-/19	A Dallas	L	0	27
10/31/1981	-/13	H College Station	L	7	27
10/30/1982	-/4	A Dallas	L	9	47
10/29/1983	-/10	H College Station	L	7	10
11/ 3/1984	-/19	A Dallas	L	20	28
11/ 2/1985	-/19	H College Station	W	19	17
11/ 1/1986	10/-	A Dallas	W	39	35
11/ 4/1989	20/-	H College Station	W	63	14
11/ 3/1990	A	Dallas	W	38	17
11/23/1991	12/-	H College Station	W	65	6
10/31/1992	5/-	A Dallas	W	41	7
10/30/1993	11/-	H College Station	W	37	13
10/29/1994	7/-	N San Antonio (Alamodome)	T	21	21
10/14/1995	22/-	H College Station	W	20	17
9/17/2005	H	College Station	W	66	8
9/ 4/2011	8/-	H College Station	W	46	14
9/15/2012	A	Dallas	W	48	3
9/21/2013	9/-	H College Station	W	42	13
9/20/2013	6/-	A Dallas	W	58	6

1639 1017

SOUTH CAROLINA

A&M leads, 7-0

8/28/2014	21/9	A Columbia	W	52	28
10/31/2015	H	College Station	W	35	28
10/1/2016	9/-	A Columbia	W	24	13
9/30/2017	H	College Station	W	24	17
10/13/2018	22/-	A Columbia	W	26	23
10/16/2019	24/-	H College Station	W	30	6
11/7/2020	7/-	A Columbia	W	48	3
10/23/2021	17/-	H College Station	W	44	14

273 122

SOUTH CAROLINA STATE

A&M leads, 1-0

9/22/2012	H	College Station	W	70	14
-----------	---	-----------------	---	----	----

HISTORY

SOUTHERN CALIFORNIA

USC leads, 3-0

10/10/1964	A	Los Angeles	L	7	31
12/22/1975	6/-	N Memphis (Liberty Bowl)	L	0	20
12/31/1977	17/20	N Houston (Bluebonnet Bowl)	L	28	47
					35 98

SOUTHERN MISSISSIPPI

A&M leads, 7-0

10/ 3/1959	A	Hattiesburg	W	7	3
9/27/1986	14/-	H College Station	W	16	7
9/26/1987	16/-	N Jackson, MS	W	27	14
9/30/1989	22/-	H College Station	W	31	14
9/24/1994	12/-	H College Station	W	41	17
9/19/1998	17/-	A Hattiesburg	W	24	6
9/25/1999	5/-	H College Station	W	23	6
					169 67

SOUTHWESTERN

A&M leads, 18-0

1908	H	College Station	W	32	0
1910	H	College Station	W	6	0
1911	H	College Station	W	22	0
10/ 6/1916	H	College Station	W	6	0
10/22/1917	H	College Station	W	20	0
11/16/1918	H	College Station	W	7	0
11/20/1919	H	College Station	W	7	0
10/14/1922	H	College Station	W	33	0
10/ 5/1923	H	College Station	W	13	0
10/ 3/1924	H	College Station	W	54	0
10/ 2/1925	H	College Station	W	23	6
10/ 2/1926	H	College Station	W	35	0
10/ 1/1927	H	College Station	W	31	0
9/29/1928	H	College Station	W	21	0
9/28/1929	H	College Station	W	54	7
9/27/1930	H	College Station	W	43	0
9/26/1931	H	College Station	W	33	0
9/20/1947	H	College Station	W	48	0
					488 13

STANFORD

A&M leads, 1-0

8/26/1992	7/17	N Anaheim, CA (Pigskin Classic)	W	10	7
-----------	------	------------------------------------	---	----	---

STEPHEN F. AUSTIN

A&M leads, 3-0

11/ 2/1929	H	College Station	W	54	0
9/21/1935	H	College Station	W	37	6
9/ 4/2011	H	College Station	W	48	7
					139 13

TARLETON STATE

A&M leads, 2-0

9/20/1924	H	College Station	W	40	0
9/26/1931	H	College Station	W	21	0
					61 0

TEMPLE

Temple leads, 2-0

10/ 5/1934	A	Philadelphia	L	6	40
10/ 5/1935	N	Tyler	L	0	14
					6 54

TENNESSEE

series tied, 2-2

12/28/1957	8/13	N Jacksonville, Fla. (Gator Bowl)	L	0	3
1/1/2005	20/15	N Dallas (Cotton Bowl)	L	7	38
10/8/2016	8/9	H College Station	W	45	38
12/19/2020	5/-	A Knoxville	W	34	13
					86 92

TEXAS A&I

A&M leads, 5-0-1

10/ 8/1932	H	College Station	W	14	0
10/13/1933	H	College Station	W	17	0
9/29/1934	H	College Station	T	14	14
9/24/1938	H	College Station	W	52	0
9/28/1940	H	College Station	W	26	0
10/ 4/1941	N	San Antonio	W	41	0
					164 14

TCU

A&M leads, 56-29-7

1897	H	College Station	L	6	30
1898	A	Waco	W	16	0
1902	A	Waco	W	22	0
1903	A	Waco	W	11	0
1903	H	College Station	W	16	0
1903	H	College Station	W	14	6
1904	H	College Station	W	29	0
1905	H	College Station	W	20	0
1905	A	Waco	W	24	11
1906	A	Waco	W	42	0
1906	A	Waco	W	22	0
1907	H	College Station	W	32	5
1908	A	Waco	W	13	10
1909	H	College Station	T	0	0
1910	H	College Station	W	35	0
1910	A	Fort Worth	W	23	6
1914	H	College Station	W	40	0
1915	A	Fort Worth	W	13	10
11/15/1919	H	College Station	W	48	0
11/ 7/1924	H	College Station	W	28	0
11/ 7/1925	A	Fort Worth	L	0	3
11/ 5/1926	H	College Station	T	13	13
10/22/1927	A	Fort Worth	T	0	0
10/20/1928	H	College Station	L	0	6
10/19/1929	A	Fort Worth	L	7	13
10/18/1930	H	College Station	L	0	3
10/17/1931	A	Fort Worth	L	0	6
10/15/1932	H	College Station	L	0	17
10/21/1933	A	Fort Worth	L	7	13
10/20/1934	H	College Station	L	0	13
10/19/1935	A	Fort Worth	L	14	19
10/17/1936	H	College Station	W	18	7
10/16/1937	A	Fort Worth	T	7	7
10/15/1938	H	College Station	L	6	34
10/21/1939	9/-	A Fort Worth	W	20	6
10/19/1940	2/-	H College Station	W	21	7
10/18/1941	14/-	A Fort Worth	W	14	0
10/17/1942	-/17	H College Station	L	2	7
10/16/1943	18/-	A Fort Worth	W	13	0
10/21/1944	H	College Station	L	7	13
10/20/1945	A	Fort Worth	L	12	13
10/19/1946	H	College Station	W	14	0
10/18/1947	A	Fort Worth	L	0	26
10/16/1948	H	College Station	L	14	27
10/15/1949	A	Fort Worth	L	6	28
10/21/1950	H	College Station	W	42	23
10/20/1951	6/-	A Fort Worth	L	14	20
10/18/1952	H	College Station	T	7	7
10/17/1953	A	Fort Worth	W	20	7
10/16/1954	H	College Station	L	20	21
10/15/1955	19/ 7	A Fort Worth	W	19	16
10/20/1956	14/ 4	H College Station	W	7	6
10/19/1957	3/-	A Fort Worth	W	7	0
10/18/1958	-/20	H College Station	L	8	24
10/17/1959	A	Fort Worth	L	6	39
10/15/1960	H	College Station	T	14	14
10/21/1961	A	Fort Worth	L	14	15
10/20/1962	H	College Station	L	14	20
10/19/1963	A	Fort Worth	T	14	14
10/17/1964	H	College Station	L	9	14
10/16/1965	A	Fort Worth	L	9	17
10/15/1966	H	College Station	W	35	7
10/21/1967	A	Fort Worth	W	20	0
10/19/1968	H	College Station	W	27	7

10/18/1969	A	Fort Worth	L	6	16
10/17/1970	H	College Station	L	15	31
10/20/1971	A	Fort Worth	L	3	14
10/21/1972	H	College Station	L	10	13
10/20/1973	A	Fort Worth	W	35	16
10/19/1974	8/-	H College Station	W	17	0
10/18/1975	5/-	A Fort Worth	W	14	6
11/20/1976	11/-	H College Station	W	59	10
11/19/1977	14/-	A Fort Worth	W	52	23
11/25/1978	H	College Station	W	15	7
11/24/1979	A	Fort Worth	W	30	7
11/22/1980	H	College Station	W	13	10
11/21/1981	H	College Station	W	37	7
11/20/1982	H	College Station	W	34	14
11/19/1983	A	Fort Worth	W	20	10
11/24/1984	-/17	H College Station	W	35	21
11/23/1985	19/-	A Fort Worth	W	53	6
11/22/1986	13/-	H College Station	W	74	10
11/21/1987	16/-	A Fort Worth	W	42	24
11/19/1988	H	College Station	W	18	0
9/16/1989	21/-	A Fort Worth	W	44	7
11/24/1990	H	College Station	W	56	10
11/ 7/1991	12/-	A Fort Worth	W	44	7
11/21/1992	4/-	H College Station	W	37	10
11/20/1993	10/-	A Fort Worth	W	59	3
11/19/1994	9/-	H College Station	W	34	17
11/23/1995	16/-	A Fort Worth	W	38	6
12/28/2001	N	Houston (galleryfurniture.com Bowl)	W	28	9
					1877 944

TEXAS

Texas leads, 76-37-5

1894	A	Austin	L	0	38
1898	A	Austin	L	0	48
1899	N	San Antonio	L	0	6
1900	N	San Antonio	L	0	5
1900	A	Austin	L	0	11
1901	N	San Antonio	L	0	17
1901	A	Austin	L	0	32
1902	N	San Antonio	T	0	0
1902	A	Austin	W	11	0
1903	A	Austin	L	6	29
1904	A	Austin	L	6	34
1905	A	Austin	L	0	27
1906	A	Austin	L	0	24
1907	N	Dallas	T	0	0
1907	A	Austin	L	6	11
1908	N	Houston	L	8	24
1908	A	Austin	L	12	28
1909	N	Houston	W	23	0
1909	A	Austin	W	5	0
1910	N	Houston	W	14	8
1911	A	Austin	L	0	6
1915	H	College Station	W	13	0
11/30/1916	A	Austin	L	7	21
11/20/1917	H	College Station	W	7	0
11/28/1918	A	Austin	L	0	7
11/27/1919	H	College Station	W	7	0
11/25/1920	A	Austin	L	3	7
11/24/1921	H	College Station	T	0	0
11/30/1922	A	Austin	W	14	7
11/29/1923	H	College Station	L	0	6
11/27/1924	A	Austin	L	0	7
11/26/1925	H	College Station	W	28	0
11/25/1926	A	Austin	L	5	14
11/24/1927	H	College Station	W	28	7
11/29/1928	A	Austin	L	0	19
11/28/1929	H	College Station	W	13	0
11/27/1930	A	Austin	L	0	26
11/26/1931	H	College Station	W	7	6
11/24/1932	A	Austin	L	0	21
11/30/1933	H	College Station	T	10	10
11/29/1934	A	Austin	L	0	13
11/28/1935	H	College Station	W	20	6
11/26/1936	H	College Station	L	0	7
11/25/1937	H	College Station	W	7	0

11/24/1938	A	Austin	L	6	7
11/30/1939	1/-	H College Station	W	20	0
11/28/1940	2/-	A Austin	L	0	7
11/27/1941	2/10	H College Station	L	0	23
11/26/1942	-/18	A Austin	L	6	12
11/25/1943	16/12	H College Station	L	13	27
11/30/1944	A	Austin	L	0	6
11/29/1945	-/10	H College Station	L	10	20
11/28/1946	-/20	A Austin	L	7	24
11/27/1947	-/ 7	H College Station	L	13	32
11/25/1948	A	Austin	T	14	14
11/24/1949	H	College Station	L	14	42
11/30/1950	-/ 5	A Austin	L	0	17
11/29/1951	-/16	H College Station	W	22	21
11/27/1952	-/10	A Austin	L	12	32
11/26/1953	-/11	H College Station	L	12	21
11/25/1954	A	Austin	L	13	22
11/24/1955	8/-	H College Station	L	6	21
11/29/1956	4/-	A Austin	W	34	21
11/28/1957	4/-	H College Station	L	7	9
11/27/1958	A	Austin	L	0	27
11/26/1959	-/ 4	H College Station	L	17	20
11/24/1960	A	Austin	L	14	21
11/23/1961	-/ 5	H College Station	L	0	25
11/22/1962	-/ 4	A Austin	L	3	13
11/28/1963	-/ 1	H College Station	L	13	15
11/26/1964	-/ 5	A Austin	L	7	26
11/25/1965	H	College Station	L	17	21
11/24/1966	A	Austin	L	14	22
11/27/1967	H	College Station	W	10	7
11/28/1968	-/ 6	A Austin	L	14	35
11/27/1969	-/ 1	H College Station	L	12	49
11/26/1970	-/ 1	A Austin	L	14	52
11/25/1971	-/12	H College Station	L	14	34
11/23/1972	-/ 6	A Austin	L	3	38
11/22/1973	-/11	H College Station	L	13	42
11/29/1974	8/17	A Austin	L	3	32
11/28/1975	2/ 5	H College Station	W	20	10
11/25/1976	11/-	A Austin	W	27	3
11/26/1977	12/ 1	H College Station	L	28	57
12/ 2/1978	-/14	A Austin	L	7	22
12/ 1/1979	-/ 6	H College Station	W	13	7
11/29/1980	A	Austin	W	24	14
11/26/1981	-/ 7	H College Station	L	13	21
11/25/1982	A	Austin	L	16	53
11/26/1983	-/ 2	H College Station	L	13	45
12/ 1/1984	-/13	A Austin	W	37	12
11/28/1985	15/18	H College Station	W	42	10
11/27/1986	10/-	A Austin	W	16	3
11/26/1987	15/-	H College Station	W	20	13
11/24/1988	A	Austin	W	28	24
12/ 2/1989	16/-	H College Station	W	21	10
12/ 1/1990	-/ 5	A Austin	L	27	28
11/28/1991	10/-	H College Station	W	31	14
11/26/1992	4/-	A Austin	W	34	13
11/25/1993	8/-	H College Station	W	18	9
11/ 5/1994	11/-	A Austin	W	34	10
12/ 2/1995	16/ 6	H College Station	L	6	16
11/29/1996	A	Austin	L	15	51
11/28/1997	15/-	H College Station	W	27	16
11/27/1998	6/-	A Austin	L	24	26
11/26/1999	24/ 7	H College Station	W	20	16
11/24/2000	22/12	A Austin	L	17	43
11/23/2001	-/ 5	H College Station	L	7	21
11/29/2002	-/10	A Austin	L	20	50
11/28/2003	-/ 6	H College Station	L	15	46
11/26/2004	22/ 5	A Austin	L	13	26
11/25/2005	-/ 2	H College Station	L	29	40
11/24/2006	-/11	A Austin	W	12	7
11/23/2007	-/12	H College Station	W	38	30
11/27/2008	-/ 4	A Austin	L	9	49
11/26/2009	-/ 3	H College Station	L	39	49
11/25/2010	17/-	A Austin	W	24	17
11/24/2011	H	College Station	L	25	27

1447 2297

TEXAS STATE

A&M leads, 3-0

10/ 3/1919	H	College Station	W	28	0
9/22/2005	H	College Station	W	44	31
8/29/2019	12/-	H College Station	W	41	7
113 38					

TEXAS TECH

A&M leads, 37-32-1

11/28/1927	H	College Station	W	47	6
9/24/1932	N	Amarillo	W	7	0
10/ 3/1942	H	College Station	W	19	0
10/ 2/1943	A	Lubbock	W	13	0
9/30/1944	N	San Antonio	W	27	14
9/29/1945	N	San Antonio	W	16	6
9/28/1946	N	San Antonio	L	0	6
9/27/1947	N	San Antonio	W	29	7
9/25/1948	N	San Antonio	L	14	20
9/24/1949	N	San Antonio	W	26	7
9/30/1950	N	San Antonio	W	34	13
9/29/1951	10/-	N Dallas	W	20	7
10/10/1953	A	Lubbock	W	27	14
10/18/1954	-/19	H College Station	L	9	41
10/ 6/1956	11/-	N Dallas	W	40	7
9/28/1957	2/-	A Lubbock	W	21	0
9/20/1958	20/-	N Dallas	L	14	15
9/19/1959	N	Dallas	L	14	20
9/24/1960	H	College Station	T	14	14
10/ 7/1961	A	Lubbock	W	38	7
10/ 6/1962	H	College Station	W	7	3
10/ 5/1963	A	Lubbock	L	0	10
10/ 3/1964	H	College Station	L	12	16
10/ 2/1965	A	Lubbock	L	16	20
10/ 1/1966	H	College Station	W	35	14
10/14/1967	A	Lubbock	W	28	24
10/12/1968	H	College Station	L	16	21
10/11/1969	A	Lubbock	L	9	13
10/10/1970	H	College Station	L	7	21
10/16/1971	A	Lubbock	L	7	28
10/14/1972	H	College Station	L	14	17
10/13/1973	A	Lubbock	L	16	28
10/12/1974	16/ 7	H College Station	W	28	7
10/11/1975	6/-	A Lubbock	W	38	9
10/ 9/1976	17/15	H College Station	L	16	27
9/24/1977	6/ 7	A Lubbock	W	33	17
10/ 7/1978	7/-	H College Station	W	38	9
10/ 6/1979	A	Lubbock	L	20	21
10/ 4/1980	H	College Station	W	41	21
10/ 3/1981	A	Lubbock	W	24	23
10/ 2/1982	H	College Station	L	15	24
10/ 1/1983	A	Lubbock	L	0	3
10/ 6/1984	H	College Station	L	12	30
10/ 5/1985	A	Lubbock	W	28	27
10/ 4/1986	14/-	H College Station	W	45	8
10/ 3/1987	15/-	A Lubbock	L	21	27
10/ 1/1988	H	College Station	W	50	15
10/ 7/1989	19/-	A Lubbock	L	24	27
10/ 6/1990	19/-	H College Station	W	28	24
10/ 5/1991	23/-	A Lubbock	W	37	14
10/ 3/1992	5/-	H College Station	W	19	17
10/ 2/1993	14/-	A Lubbock	W	31	6
10/ 1/1994	10/-	H College Station	W	23	17
10/ 7/1995	8/-	A Lubbock	L	7	14
10/26/1996	H	College Station	L	10	13
10/25/1997	20/-	A Lubbock	L	13	16
10/24/1998	8/25	H College Station	W	17	10
10/ 2/1999	5/-	A Lubbock	L	19	21
9/30/2000	H	College Station	W	33	15
11/ 3/2001	24/-	A Lubbock	L	0	12
10/ 5/2002	23/-	H College Station (OT)	L	47	48
10/ 4/2003	A	Lubbock	L	28	59
11/13/2004	22/-	H College Station (OT)W	32	25	
11/ 5/2005	-/16	A Lubbock	L	17	56
9/30/2006	H	College Station	L	27	31
10/13/2007	A	Lubbock	L	7	35

10/18/2008	-/ 7	H College Station	L	25	43
10/24/2009	-/21	A Lubbock	W	52	30
10/30/2010	H	College Station	W	45	27
10/ 8/2011	24/-	A Lubbock	W	45	40
1596 1287					

TRANSYLVANIA (KY.)

series tied, 1-1

1905	H	College Station	L	6	29
1910	H	College Station	W	33	0
39 29					

TRINITY

A&M leads, 18-1-2

1902	H	College Station	T	0	0
1902	H	College Station	W	34	0
1903	H	College Station	W	16	0
1903	H	College Station	L	0	18
1905	H	College Station	W	24	0
1908	H	College Station	W	6	0
1909	H	College Station	W	47	0
1912	H	College Station	W	59	0
1913	H	College Station	W	7	0
1914	H	College Station	T	0	0
1915	H	College Station	W	62	0
10/24/1919	H	College Station	W	42	0
9/26/1924	H	College Station	W	33	0
9/25/1925	H	College Station	W	20	10
9/24/1926	H	College Station	W	26	0
9/23/1927	H	College Station	W	45	0
9/22/1928	H	College Station	W	21	0
9/23/1933	H	College Station	W	38	0
10/15/1951	A	San Antonio	W	53	14
10/ 1/1960	A	San Antonio	W	14	0
10/14/1961	A	San Antonio	W	55	0
602 42					

TULANE

A&M leads, 10-5

1899	H	College Station	W	22	0
1902	H	College Station	W	17	5
1906	H	College Station	W	18	0
1907	H	College Station	W	18	6
1910	H	Houston	W	17	0
1912	H	College Station	W	41	0
11/ 2/1917	H	College Station	W	35	0
10/ 5/1929	A	New Orleans	L	10	13
10/11/1930	N	Dallas	L	9	19
10/ 3/1931	A	New Orleans	L	0	7
10/ 1/1932	A	New Orleans	L	14	26
9/30/1933	A	New Orleans	W	13	6
1/ 1/1940	1/ 5	A New Orleans (Sugar Bowl)	W	14	13
9/24/1966	A	New Orleans	L	13	21
9/28/1968	A	New Orleans	W	35	3
276 119					

TULSA

A&M leads, 6-2

10/10/1922	N	Dallas	L	10	13
10/ 1/1938	N	Tyler	W	20	0
10/ 5/1940	N	San Antonio	W	41	6
9/28/1985	H	College Station	W	45	10
9/21/1991	15/-	A Tulsa	L	34	35
9/12/1992	7/-	H College Station	W	19	9
9/16/1995	3/-	H College Station	W	52	9
9/18/1999	7/-	H College Station	W	62	13
283 95					

UAB

A&M leads, 2-0

9/26/2009	H	College Station	W	56	19
11/17/2018	H	College Station	W	41	23
97 42					

HISTORY

UCLA					
series tied, 3-3					
10/12/1940	A	Los Angeles	W	7	0
9/21/1951	6/-	A Los Angeles	W	21	14
9/16/1955	-/1	A Los Angeles	L	0	21
1/ 1/1998	20/ 5	N Dallas (Cotton Bowl)	L	23	29
9/ 3/2016	-/16	H College Station	W	31	24
9/ 3/2017	A	Los Angeles	L	44	45
				126	133

UT ARLINGTON					
A&M leads, 1-0					
9/18/1982	H	College Station	W	61	22

UTAH					
A&M leads, 2-1					
11/14/1936	15/-	H College Station	W	20	7
9/ 6/2003	H	College Station	W	28	26
9/ 2/2004	-/19	A Salt Lake City	L	21	41
				69	74

UTAH STATE					
A&M leads, 1-0					
9/19/2009	H	College Station	W	38	30

UTEP					
A&M leads, 3-0					
9/ 1/1984	H	College Station	W	20	17
9/16/2000	H	College Station	W	45	17
11/ 2/2013	14/-	H College Station	W	57	7
				122	41

UTSA					
A&M leads, 2-0					
11/19/2015	23/-	H College Station	W	23	10
11/ 3/2019	H	College Station	W	45	14
				68	24

VANDERBILT					
A&M leads, 3-0					
10/26/2013	H	College Station	W	56	24
11/21/2015	A	Nashville	W	25	0
9/26/2020	10/-	H College Station	W	17	12
				98	36

VILLANOVA					
series tied, 2-2					
10/14/1939	N	Tyler	W	33	7
9/18/1948	A	Philadelphia	L	14	34
9/17/1949	H	College Station	L	0	35
9/22/1956	9/-	H College Station	W	19	0
				66	76

VIRGINIA TECH					
series tied, 2-2					
9/11/1976	14/-	H College Station	W	19	0
9/17/1977	7/-	A Blacksburg	W	27	6
9/21/2002	19/ 7	H College Station	L	3	13
9/18/2003	-/ 8	A Blacksburg	L	19	35
				68	54

VMI					
A&M leads, 1-0					
10/14/1950	H	College Station	W	52	0

WAKE FOREST					
WF leads, 1-0					
12/29/2017	N	Charlotte (Belk Bowl)	L	52	55

WASHINGTON					
A&M leads, 2-1					
9/28/1974	9/-	A Seattle	W	28	15
9/19/1987	-/10	H College Station	W	29	12
9/ 9/1989	15/-	A Seattle	L	6	19
				63	46

WASHINGTON STATE					
A&M leads, 2-0					
12/ 6/1941	9/19	N Tacoma, Wash.	W	7	0
12/ 5/1942	N	San Antonio	W	21	0
				28	0

WAXAHACHIE AC					
A&M leads, 1-0					
1900	H	College Station	W	11	0

WESTERN CAROLINA					
A&M leads, 1-0					
11/14/2015	H	College Station	W	41	17

WEST VIRGINIA					
A&M leads, 1-0					
12/29/2014	N	Memphis, Tenn (AutoZone Liberty Bowl)	W	45	37

WICHITA STATE					
A&M leads, 4-0					
9/12/1970	H	College Station	W	41	14
9/11/1971	H	College Station	W	41	7
9/ 9/1972	A	Wichita	W	36	13
9/15/1973	H	College Station	W	48	0
				166	34

WYOMING					
A&M leads, 3-0					
9/ 9/2000	H	College Station	W	51	3
9/ 6/2001	A	Laramie	W	28	20
9/11/2004	H	College Station	W	31	0
				110	23

RECORD AT KYLE FIELD BY DECADE

426-169-19 ALL-TIME ON SITE, 325-154-12 IN STADIUM (BUILT 1927)

THE 1900s (24-4-1)	THE 1910s (52-7-3)	THE 1920s (37-7-3)	THE 1930s (32-15-3)	THE 1940s (22-17-1)	THE 1950s (19-17-4)	THE 1960s (14-18-3)	THE 1970s (32-18)	THE 1980s (45-17)	THE 1990s (55-4-1)	THE 2000s (42-24)	THE 2010s (48-21)	THE 2020s (10-1)
1905.....6-1	1910.....6-0	1920.....3-0-1	1930.....2-2	1940.....4-0	1950.....3-1	1960.....0-1-2	1970.....1-4	1980.....2-3	1990.....5-0-1	2000.....4-2	2010.....6-1	2020.....4-0
1906.....5-0	1911.....6-0	1921.....3-0-1	1931.....4-1	1941.....4-1	1951.....2-0-2	1961.....2-1-1	1971.....3-2	1981.....3-3	1991.....6-0	2001.....5-1	2011.....4-3	2021.....6-1
1907.....6-0	1912.....7-1	1922.....2-1	1932.....3-1	1942.....3-1	1952.....1-2-1	1962.....1-2	1972.....1-4	1982.....5-2	1992.....6-0	2002.....3-4	2012.....4-2	
1908.....2-3	1913.....3-4-2	1923.....3-2	1933.....4-1-1	1943.....2-1	1953.....0-3-1	1963.....1-3	1973.....3-2	1983.....3-4	1993.....6-0	2003.....4-3	2013.....6-2	
1909.....5-0-1	1914.....4-0-1	1924.....6-0	1934.....1-2-2	1944.....1-2	1954.....0-4	1964.....0-2	1974.....5-0	1984.....5-2	1994.....6-0	2004.....5-1	2014.....3-3	
	1915.....4-2	1925.....5-0	1935.....2-3	1945.....4-2	1955.....3-1	1965.....1-3	1975.....5-0	1985.....6-0	1995.....5-1	2005.....4-2	2015.....5-2	
	1916.....4-0	1926.....3-0-1	1936.....4-2	1946.....2-2	1956.....4-0	1966.....2-1	1976.....5-1	1986.....6-0	1996.....3-3	2006.....4-3	2016.....5-2	
	1917.....5-0	1927.....5-0	1937.....3-1	1947.....2-2	1957.....4-1	1967.....3-2	1977.....3-2	1987.....5-1	1997.....6-0	2007.....6-1	2017.....4-3	
	1918.....5-0	1928.....4-2	1938.....4-2	1948.....0-3	1958.....1-2	1968.....2-2	1978.....4-1	1988.....5-1	1998.....6-0	2008.....2-5	2018.....6-1	
	1919.....8-0	1929.....3-2	1939.....5-0	1949.....0-3-1	1959.....1-3	1969.....2-1	1979.....2-2	1989.....5-1	1999.....6-0	2009.....5-2	2019.....5-2	

KYLE FIELD HISTORY/TIMELINE

KYLE FIELD TIMELINE

Spring 1905	E.J. Kyle, professor of horticulture and staunch supporter of Aggie athletics, donates 400x400 foot all-purpose athletic area. Two seats of bleachers were built to accommodate 500 spectators.
1906	Grateful Corps of Cadets met in old chapel to express their appreciation for Kyle and named the new field for him. Not officially, but the name stuck.
1907	Kyle purchased grand stands from the Bryan Fair Association with a personal check and moved them to Kyle Field.
1915	Kyle Field seating is raised to 6,800.
1923	Seating increased to 8,500.
1927	Construction begins on concrete stands.
1929	New \$365,000 concrete stadium is complete in time for the Texas A&M vs. Texas clash on Thanksgiving. The stadium features 32,890 permanent seats and 5,000 temporary seats.
1956	Texas A&M Board of Directors officially named Kyle Field after Edwin Jackson Kyle, '99.
1967	Second decks added.
1970	Artificial turf installed.
1980	Third decks finished, new press box, suites dedicated against Penn State. Capacity 70,016.
1982	Seats on east side narrowed. Capacity 72,387.
1992	Seats widened and capacity moves back to 70,210.
1996	Natural grass returns.
1998	Construction on The Zone is underway, capacity is limited to 58,292.
1999	The Zone is complete and capacity increases to 82,600.
2008	Refiguring suites places capacity to 83,002.
2012	Student seating changes makes Kyle Field capacity 82,589.
2013	Texas A&M received approval from Board of Regents to proceed with \$485 million redevelopment of Kyle Field. Renovation and expansion began prior to the 2013 season.
2015	Redevelopment and expansion competed for the 2015 campaign.



THE HOME OF THE 12TH MAN

Regarded as one of the nation's most intimidating road venues, Texas A&M's Kyle Field has been the home of the Aggie football team since 1905.

Over a two year period, Kyle Field underwent one of the largest and most extensive redevelopment projects in the history of collegiate athletics. The redeveloped Kyle Field features an expanded seating capacity of 102,733, making it one of the five largest stadiums in collegiate football. The \$485 million redevelopment featured two phases and made its debut for the 2015 season. The Aggies drew more than 100,000 fans to Kyle Field for all seven games in 2014, including the stadium record of 110,633 for the Ole Miss contest.

Prior to the redevelopment, the most recent major improvement was the \$32.9 million north end zone expansion, which was completed in 1999. The formation of the Bernard C. Richardson Zone raised Kyle Field's capacity to 82,589. "The Zone" opened at full capacity for the first time for the annual Texas A&M-Texas grudge match in 1999 and a then state-record football crowd of 86,128 watched the Aggies tally a hard-fought 20-16 victory over the archrival Longhorns. The stadium record was broken six times since the 1999 game and stood at 90,079 (9-6 win over Nebraska in 2010) prior to the redevelopment.

The Aggies have always been tough to beat at Kyle Field with winning percentage over .700 on their home field.

Kyle Field was named for Edwin Jackson Kyle, who served as Texas A&M's dean of agriculture and athletic council president. Kyle donated a 400 x 400-foot area of the southern edge of campus that had been assigned to him for horticultural experiments.

The permanent seating on the east and west sides of Kyle Field were added in 1927 and the horseshoe was completed in 1929. The stadium was expanded in 1967 to include two decks of grandstands, and the third decks were added to the east and west sides in 1980. The Aggies played on grass through the 1960s, but A&M became one of the many schools that switched

KYLE FIELD FACTS

- Home of the Aggies since 1905.
- Capacity as of the 2015 season is 102,733.
- A crowd of 110,633 on Oct. 11, 2014, to see the Aggies face Ole Miss was the largest to see a football game in the state of Texas and the most in SEC history.
- Texas A&M announced a \$485 million redevelopment of Kyle Field in May of 2013 that began at the conclusion of 2013 season. One of the largest college football stadium redevelopments in history, it was completed in time for the 2015 season.
- With 30,000 Texas A&M students at football games, Kyle Field hosts the largest student crowd in the nation.

to artificial turf in the early 1970s. Grass returned to Kyle Field in 1996 and the Aggies currently play on grass.

OVERTIME HISTORY

OVERALL: 14-6 HOME: 9-3 AWAY: 1-2 NEUTRAL: 4-1
Overtime in college football was introduced for the 1995 bowl season. 1996 marked the first full season of OT.

DATE	FINAL SCORE	OTs	SITE	4QTR*
Nov. 1, 1997	A&M - 28..... Oklahoma State - 25	1	College Station	22-22
Dec. 5, 1998	A&M - 36..... Kansas State - 33	2	St. Louis (Big 12 Championship)	27-27
Dec. 31, 2000	Mississippi St - 43..... A&M - 41	1	Shreveport, La. (Independence Bowl)	35-35
Oct. 5, 2002	Texas Tech - 48..... A&M - 47	1	College Station	41-41
Nov. 16, 2002	Missouri - 33..... A&M - 27	2	College Station	24-24
Oct. 23, 2004	A&M - 29..... Colorado - 26	1	College Station	26-26
Oct. 30, 2004	Baylor - 35..... A&M - 34	1	Waco	27-27
Nov. 13, 2004	A&M - 32..... Texas Tech - 25	1	College Station	25-25
Oct. 1, 2005	A&M - 16..... Baylor - 13	1	College Station	10-10
Oct. 21, 2006	A&M - 34..... Oklahoma State - 33	1	Stillwater, Okla.	27-27
Sept. 8, 2007	A&M - 47..... Fresno State - 45	3	College Station	29-29
Oct. 29, 2011	Missouri - 38..... A&M - 31	1	College Station	31-31
Nov. 12, 2011	Kansas State - 53..... A&M - 50	4	Manhattan, Kansas	31-31
Sept. 27, 2014	A&M - 35..... Arkansas - 28	1	Arlington, Texas (AT&T Stadium)	28-28
Sept. 26, 2015	A&M - 28..... Arkansas - 21	1	Arlington, Texas (AT&T Stadium)	28-28
Sept. 3, 2016	A&M - 31..... UCLA - 24	1	College Station	24-24
Oct. 8, 2016	A&M - 45..... Tennessee - 38	2	College Station	35-35
Sept. 23, 2017	A&M - 50..... Arkansas - 43	1	Arlington, Texas (AT&T Stadium)	43-43
Oct. 6, 2018	A&M - 20..... Kentucky - 14	1	College Station	14-14
Nov. 24, 2018	A&M - 74..... LSU - 72	7	College Station	31-31

* score at end of regulation

ATTENDANCE RECORDS

TOP 25 CROWDS AT KYLE FIELD

1. Ole Miss	Oct. 11, 2014	110,633
2. Auburn	Nov. 6, 2021	109,835
3. Alabama	Oct. 9, 2021	106,815
4. Alabama	Oct. 12, 2019	106,749
5. Tennessee	Oct. 8, 2016	106,248
6. LSU	Nov. 27, 2014	105,829
7. Alabama	Oct. 17, 2015	105,733
8. South Carolina	Nov. 6, 2019	104,957
9. Ole Miss	Nov. 12, 2016	104,892
10. Clemson	Sept. 8, 2018	104,794
11. Missouri	Nov. 15, 2014	104,756
12. Lamar	Sept. 6, 2014	104,728
13. Auburn	Nov. 7, 2015	104,625
14. Mississippi State	Oct. 3, 2015	104,455
15. Ball State	Sept. 12, 2015	104,213
16. South Carolina	Oct. 23, 2021	103,889
17. Rice	Sept. 13, 2014	103,867
18. LSU	Nov. 24, 2016	102,961
19. Ole Miss	Nov. 10, 2018	102,618
20. Nevada	Sept. 19, 2015	102,591
21. UTSA	Nov. 19, 2016	102,502
22. Mississippi State	Oct. 2, 2021	102,272
23. South Carolina	Oct. 31, 2015	102,154
24. Mississippi State	Oct. 26, 2019	102,025
25. Auburn	Sept. 21, 2019	101,681

TOP 25 CROWDS, ALL VENUES

1. Ole Miss	Oct. 11, 2014	110,633
2. Auburn	Nov. 6, 2021	109,835
3. Alabama	Oct. 9, 2021	106,815
4. Alabama	Oct. 12, 2019	106,749
5. Tennessee	Oct. 8, 2016	106,248
6. LSU	Nov. 27, 2014	105,829
7. Alabama	Oct. 17, 2015	105,733
8. South Carolina	Nov. 6, 2019	104,957
9. Ole Miss	Nov. 12, 2016	104,892
10. at Michigan	Oct. 1, 1977	104,802
11. Clemson	Sept. 8, 2018	104,794
12. Missouri	Nov. 15, 2014	104,756
13. Lamar	Sept. 6, 2014	104,728
14. Auburn	Nov. 7, 2015	104,625
15. Mississippi State	Oct. 3, 2015	104,455
16. Ball State	Sept. 12, 2015	104,213
17. South Carolina	Oct. 23, 2021	103,889
18. Rice	Sept. 13, 2014	103,867
19. LSU	Nov. 24, 2016	102,961
20. Ole Miss	Nov. 10, 2018	102,618
21. Nevada	Sept. 19, 2015	102,591
22. UTSA	Nov. 19, 2016	102,502
23. Mississippi State	Oct. 2, 2021	102,272
24. at LSU	Nov. 30, 2019	102,218
25. South Carolina	Oct. 31, 2015	102,154

80,000-PLUS CROWDS, ROAD VENUES (39)

1. Michigan	Oct. 1, 1977	104,802
2. LSU	Nov. 30, 2019	102,218
3. Alabama	Sept. 22, 2018	101,821
Alabama	Oct. 22, 2016	101,821
Alabama	Oct. 18, 2014	101,821
Alabama	Nov. 10, 2012	101,821
7. LSU	Nov. 28, 2015	101,803
8. Texas	Nov. 25, 2010	100,752
9. Texas	Nov. 27, 2008	98,621
10. LSU	Nov. 25, 2017	97,675
11. LSU	Nov. 23, 2013	92,949
12. Georgia	Nov. 23, 2019	92,746
13. LSU	Nov. 27, 2021	91,595
14. Auburn	Nov. 8, 2014	87,451
15. Auburn	Sept. 17, 2016	87,175
16. Oklahoma	Jan. 4, 2013	87,025
(Cotton Bowl - Cowboys Stadium, Arlington, Texas)		
17. Florida	Oct. 14, 2017	86,114
18. Auburn	Nov. 3, 2018	85,945
19. Oklahoma	Nov. 5, 2011	85,709
20. Ohio State	Sept. 26, 1970	85,657
21. Auburn	Oct. 27, 2012	85,119
22. Oklahoma	Nov. 3, 2007	85,044
23. Oklahoma	Nov. 14, 2009	85,013
24. Nebraska	Oct. 20, 2007	84,473
25. Texas	Nov. 24, 2000	84,012
26. Texas	Nov. 26, 2004	83,991
27. Texas	Nov. 29, 2002	83,711
28. Texas	Nov. 27, 1998	83,687
29. vs LSU	Jan. 7, 2010	83,514
(Cotton Bowl-Cowboys Stadium, Arlington, Texas)		
30. Oklahoma	Nov. 8, 2003	83,461
31. Texas	Dec. 1, 1990	82,518
32. South Carolina	Aug. 28, 2014	82,487
33. Texas	Nov. 5, 1994	82,312
34. Texas	Nov. 29, 1996	81,887
35. Clemson	Sept. 7, 2019	81,500
36. Texas	Dec. 1, 1984	81,309
37. Texas	Nov. 26, 1992	81,170
38. Notre Dame	Sept. 2, 2000	80,232
39. Clemson	Sept. 3, 2005	80,000

YEAR-BY-YEAR SEASON AVERAGES

YEAR	GAMES	AVG.
2021	7	102,883
2020	4	24,876
2019	7	101,608
2018	7	99,844
2017	7	98,802
2016	7	101,917
2015	7	103,622
2014	6	105,122
2013	8	87,125
2012	6	87,014
2011	7	87,183
2010	7	82,477
2009	7	76,800
2008	7	82,193
2007	7	82,207
2006	7	75,985
2005	6	79,732
2004	6	74,498
2003	7	76,243
2002	7	80,198
2001	6	82,711
2000	6	77,579
1999	6	73,126
1998	6	58,292
1997	6	61,918
1996	6	63,272
1995	6	62,457
1994	6	62,877
1993	6	59,608
1992	6	58,768
1991	6	63,318
1990	6	54,252
1989	6	61,771
1988	6	57,576
1987	6	66,623
1986	6	59,662
1985	6	56,332
1984	7	45,783
1983	7	58,409
1982	7	55,941
1981	5	63,833
1980	5	60,432
1979	5	57,980
1978	5	52,269
1977	5	53,930
1976	6	48,395
1975	5	50,546
1974	5	43,867
1973	5	40,426
1972	5	34,924
1971	5	32,863

TOP SEASON AVERAGES

YEAR	AVERAGE	YEAR	AVERAGE
1. 2014	105,122	9. 2012	87,125
2. 2015	103,622	10. 2012	87,014
3. 2021	102,883	11. 2001	82,711
4. 2016	101,917	12. 2010	82,477
5. 2019	101,608	13. 2007	82,207
6. 2018	99,844	14. 2008	82,193
7. 2017	98,802	15. 2002	80,198
8. 2011	87,183	16. 2005	79,731

OVERALL

YEAR	AVERAGE
1. 2019	89,064
2. 2017	88,382
3. 2014	86,015
4. 2021	86,958
5. 2018	85,709
6. 2015	84,957
7. 2012	81,429
8. 2016	79,928
9. 2011	76,152
10. 2012	75,315
11. 2007	75,091
12. 2010	74,218
13. 2003	72,263
14. 2009	70,365
15. 2008	70,181
16. 2000	68,639

ALL-TIME TELEVISION APPEARANCES

2021 (7-4)

at LSU	ESPN	N	L	24	- 27
at Ole Miss	ESPN	N	L	19	- 29
AUBURN	CBS	N	W	20	- 3
SOUTH CAROLINA	SEC NTK	N	W	44	- 14
at Missouri	SEC NTK	N	W	35	- 14
ALABAMA	CBS	N	W	41	- 38
MISSISSIPPI STATE	SEC NTK	N	L	22	- 26
vs. Arkansas*	CBS	N	L	10	- 20
MEW MEXICO	SEC NTK	N	W	34	- 0
at Colorado ^	FOX	N	W	10	- 7
Kent State	ESPN	N	W	41	- 10

^ Mile High Stadium, Denver, Colo.; AT&T Stadium, Arlington, Texas

2020 (9-1)

vs. North Carolina †	ESPN	N	W	41	- 27
at Tennessee	ESPN	N	W	34	- 13
at Auburn	ESPN	N	W	31	- 20
LSU	ESPN	N	W	20	- 7
at South Carolina	ESPN	N	W	48	- 3
ARKANSAS	SEC NTK	N	W	42	- 31
at Mississippi State	ESPN	N	W	28	- 14
FLORIDA	ESPN	N	W	41	- 38
at Alabama	CBS	N	L	24	- 52
VANDERBILT	SEC NTK	N	W	17	- 12

† Orange, Hard Rock Stadium, Miami, Florida

2019 (8-5)

vs. Oklahoma State †	ESPN	N	W	24	- 21
at LSU	ESPN	N	L	7	- 50
at Georgia	CBS	N	L	13	- 19
SOUTH CAROLINA	SEC NTK	N	W	30	- 6
UTSA	SEC NTK	N	W	45	- 14
MISSISSIPPI STATE	SEC NTK	N	W	49	- 30
at Ole Miss	SEC NTK	N	W	24	- 17
ALABAMA	CBS	N	L	28	- 47
vs. Arkansas	ESPN	N	W	31	- 27
AUBURN	CBS	N	L	20	- 28
LAMAR	ESPN	N	W	62	- 3
at Clemson	ABC	N	L	10	- 24
at TEXAS STATE	SEC NTK	N	W	41	- 7

† Texas, NRG Arena, Houston, Texas

2018 (9-4)

vs. NC State †	ESPN	N	W	52	- 13
LSU	SEC NTK	N	W	74	- 72
UAB	ESPN2	N	W	41	- 20
OLE MISS	CBS	N	W	38	- 24
at Auburn	ESPN	N	L	24	- 28
at Mississippi State	ESPN	N	L	13	- 28
at South Carolina	SEC NTK	N	W	26	- 23
KENTUCKY	ESPN	N	W	20	- 14
vs. Arkansas	ESPN	N	W	24	- 17
at Alabama	CBS	N	L	23	- 45
ULM	SEC NTK	N	W	48	- 10
CLEMSON	ESPN	N	L	26	- 28
at NORTHWESTERN ST	SEC NTK	N	W	59	- 7

† Gator, TIAA Bank Field, Jacksonville, Fla.

2017 (7-6)

vs. Wake Forest †	ESPN	N	L	52	- 55
at LSU	SEC NTK	N	L	21	- 45
at Ole Miss	ESPN2	N	W	31	- 24
NEW MEXICO	ESPN	N	W	55	- 14
AUBURN	ESPN	N	L	27	- 42
MISSISSIPPI STATE	ESPN	N	L	14	- 35
at Florida	ESPN2	N	W	19	- 17
ALABAMA	ESPN	N	L	19	- 27
SOUTH CAROLINA	SEC NTK	N	W	24	- 17
vs. Arkansas	ESPN	N	W	50	- 43
LOUISIANA	SEC NTK	N	W	45	- 21
NICHOLLS	ESPN	N	W	24	- 14
at UCLA	FOX	N	L	44	- 45

† Belk, Bank of America Stadium, Charlotte, N.C.

2016 (8-5)

vs. Kansas State †	ESPN	N	L	28	- 33
LSU	ESPN	N	L	39	- 54
UTSA	ESPN	N	W	23	- 10
OLE MISS	SEC NTK	N	L	28	- 29
at Mississippi State	SEC NTK	N	L	28	- 35
NEW MEXICO STATE	ESPN	N	W	52	- 10
at Alabama	CBS	N	L	14	- 33
TENNESSEE	CBS	N	W	45	- 38
at South Carolina	SEC NTK	N	W	24	- 13
vs. Arkansas	ESPN	N	W	45	- 24
at Auburn	ESPN	N	W	29	- 16
PRAIRIE VIEW A&M	SEC NTK	N	W	67	- 0
UCLA	CBS	N	W	31	- 24

† Texas, NRG Stadium, Houston, Texas

2015 (8-5)

vs. Louisville †	ESPN	N	L	21	- 27
at LSU	SEC NTK	N	L	7	- 19
at Vanderbilt	SEC NTK	N	W	25	- 0
WESTERN CAROLINA	ESPN	N	W	41	- 17
AUBURN	SEC NTK	N	L	10	- 26
SOUTH CAROLINA	SEC NTK	N	W	35	- 28
at Ole Miss	ESPN	N	L	3	- 23
ALABAMA	CBS	N	L	23	- 41
MISSISSIPPI STATE	SEC NTK	N	W	30	- 17
vs. Arkansas	ESPN	N	W	28	- 21
NEVADA	SEC NTK	N	W	44	- 27
BALL STATE	ESPN	N	W	56	- 23
vs. Arizona State	ESPN	N	W	38	- 17

† Music City Bowl, Nissan Stadium, Nashville, Tenn.

2014 (8-5)

vs. West Virginia †	ESPN	N	W	45	- 37
LSU	ESPN	N	L	17	- 23
Missouri	SEC NTK	N	L	27	- 34
at Auburn	CBS	N	W	41	- 38
ULM	SEC NTK	N	W	21	- 16
at Alabama	CBS	N	L	0	- 59
Ole Miss	ESPN	N	L	20	- 35
at Mississippi State	ESPN	N	L	31	- 48
vs. Arkansas (Arlington)	CBS	N	W	35	- 28
at SMU	ABC	R	W	58	- 6
Rice	ESPN2	N	W	37	- 10
Lamar	SEC NTK	N	W	73	- 3
at South Carolina †	SEC NTK	N	W	52	- 28

† AutoZone Liberty Bowl, Liberty Bowl Stadium, Memphis, Tenn.

2013 (8-4)

vs. Duke †	ESPN	N	W	52	- 48
at Missouri	ESPN	N	L	21	- 28
at LSU	CBS	N	L	10	- 34
Mississippi State	CBS	N	W	51	- 41
UTEP	ESPN2	N	W	57	- 7
Vanderbilt	SEC TV	R	W	56	- 24
Auburn	CBS	N	L	41	- 45
at Ole Miss	ESPN	N	W	41	- 38
at Arkansas	ESPN2	N	W	45	- 33
SMU	ESPN	N	W	42	- 13
Alabama	CBS	N	L	42	- 49
Rice	ESPN	N	W	51	- 31

† Chick-fil-A Bowl, Georgia Dome, Atlanta, Ga.

2012 (10-2)

vs. Oklahoma †	Fox	N	W	41	- 13
Missouri	ESPN2	N	W	59	- 29
at Alabama	CBS	N	W	29	- 24
at Mississippi State	ESPN	N	W	38	- 13
at Auburn	ESPN	N	W	63	- 21
LSU	ESPN	N	L	19	- 24
vs. Louisiana Tech †	ESPN	N	W	59	- 57
at Ole Miss	ESPN	N	W	30	- 27
Arkansas	SEC Network	R	W	58	- 10
South Carolina State	FSN	N	W	70	- 14
at SMU	FSN	N	W	48	- 3
Florida	ESPN	N	L	17	- 20

† AT&T Cotton Bowl, Cowboys Stadium, Arlington, Texas
 † Independence Stadium, Shreveport, La.

2011 (6-6)

vs. Northwestern†	ESPN	N	W	33	- 22
Texas	ESPN	N	L	25	- 27
Kansas	FSN	R	W	61	- 7
at Kansas State	ABC	R	L	50	- 53
at Oklahoma	ABC	R	L	25	- 41
Missouri	FX	N	L	31	- 38
at Iowa State	ABC	R	W	33	- 17
Baylor	FX	N	W	55	- 28
at Texas Tech	FX	N	W	45	- 40
vs. Arkansas (Arlington)	ESPN	N	L	38	- 42
Oklahoma State	ABC	R	L	29	- 30
SMU	FSN	N	W	46	- 14

† Meineke Car Care Bowl of Texas, Reliant Stadium, Houston

2010 (5-4)

vs. LSU†	Fox	N	L	24	- 41
at Texas	ESPN	N	W	24	- 17
Nebraska	ABC	N	W	9	- 6
at Baylor	FSN	R	W	42	- 30
Oklahoma	FSN	R	W	33	- 19
at Kansas	FSN	R	W	45	- 10
Missouri	FSN	R	L	9	- 30
vs. Arkansas (Arlington)	ABC	R	L	17	- 24
at Oklahoma State	ESPN	N	L	35	- 38

† Cotton Bowl, Cowboys Stadium, Arlington, Texas

2009 (0-7)

vs. Georgia†	ESPN2	N	L	20	- 44
Texas	ESPN	N	L	39	- 49
at Oklahoma	FSN	N	L	10	- 65
at Colorado	FCS	N	L	34	- 35
at Kansas State	FCS	N	L	14	- 62
Oklahoma State	FSN	N	L	31	- 36
vs. Arkansas (Arlington)	ESPN2	N	L	19	- 47

† Independence Bowl, Independence Stadium, Shreveport, La.

2008 (3-4)

Texas	ESPN	N	L	9	- 49
Oklahoma	ABC	R	L	28	- 66
at Iowa State	FCS	N	W	49	- 35
Texas Tech	FSN	N	L	25	- 43
Army	Versus	N	W	21	- 17
Miami	ABC	R	L	23	- 41
at New Mexico	Versus	N	W	28	- 22

2007 (4-6)

vs. Penn State†	ESPN	N	L	17	- 24
Texas	ABC	N	W	38	- 30
at Missouri	FSN	N	L	26	- 40
at Oklahoma	ABC	S/N	L	14	- 42
Kansas	ESPN2	N	L	11	- 19
at Texas Tech	ABC	R	L	7	- 35
Oklahoma State	FSN	N	W	24	- 23
Baylor	Versus	N	W	34	- 10
at Miami	ESPN	N	L	17	- 34
Fresno State	FSN	N	W	47	- 45

† Alamo Bowl, Alamodome, San Antonio, Texas

2006 (4-4)

vs. California†	ESPN	N	L	10	- 45
at Texas	ABC	N	W	12	- 7
Nebraska	ABC	R	L	27	- 28
Oklahoma	ABC	S/N	L	16	- 17
Missouri	ABC	R	W	25	- 19
at Kansas	FSN	N	W	21	- 18
Texas Tech	ABC	R	L	27	- 31
vs. Army (San Antonio)	ESPN2	N	W	28	- 24

† Holiday Bowl, Qualcomm Stadium, San Diego, Calif.

2005 (3-6)

Texas	ABC	N	L	29	- 40
at Oklahoma	ABC	R	L	30	- 36
at Texas Tech	FSN	N	L	17	- 56
Iowa State	ABC	R	L	14	- 42
at Colorado	FSN	N	L	20	- 41
Baylor	FSN	N	W	16	- 13
Texas State	FSN	R	W	44	- 31
SMU	FSN	N	W	66	- 8
at Clemson	ABC	R	L	24	- 25

2004 (5-4)

vs. Tennessee†	FOX	N	L	7	- 38
at Texas	ABC	N	L	13	- 26
Texas Tech	ABC	R	W	32	- 25
Oklahoma	ABC	R	L	35	- 42
at Oklahoma State	FSN	N	W	36	- 20
Kansas State	TBS	N	W	42	- 30
Clemson	TBS	N	W	27	- 6
Wyoming	FSN	N	W	31	- 0
at Utah	ESPN	N	L	21	- 41

† Cotton Bowl, Dallas, Texas

2003 (0-8)

Texas	ABC	N	L	15	- 46
at Missouri	FSN	R	L	22	- 45
at Oklahoma	ABC	R	L	0	- 77
Oklahoma State	ABC	R	L	10	- 38
at Nebraska	FSN	R	L	12	- 48
at Texas Tech	FSN	N	L	28	- 59
Pittsburgh	ABC	R	L	26	- 37
at Virginia Tech	ESPN	N	L	19	- 35

2002 (2-5)

at Texas	ABC	N	L	50	- 20
Oklahoma	ABC	R	W	30	- 26
at Oklahoma State	FSN	R	L	23	- 28
Nebraska	TBS	N	L	31	- 8
at Baylor	FSN	R	W	41	- 0
Virginia Tech	ABC	R	L	3	- 13
at Pittsburgh	ESPN	N	L	14	- 12

2001 (3-2)

vs. TCU†	ESPN	N	W	28	- 9
Texas	ABC	N	L	7	- 21
at Oklahoma	ABC	R	L	10	- 31
Notre Dame	ABC	R	W	24	- 3
at Wyoming	ESPN2	N	W	28	- 20

† galleryfurniture.com Bowl, Astrodome, Houston

2000 (5-4)

vs. Mississippi State†	ESPN	N	L	41 - 43
at Texas	ABC	N	L	17 - 43
Oklahoma	ABC	R	L	31 - 35
Kansas State	ABC	R	W	26 - 10
at Iowa State	ABC	R	W	30 - 7
at Baylor	FSN	R	W	24 - 0
Texas Tech	FSN	R	W	33 - 15
Wyoming	FSN	N	W	51 - 3
at Notre Dame	NBC	N	L	10 - 24

† Independence Bowl, Independence Stadium, Shreveport, La.

1999 (4-4)

vs. Penn State†	ESPN	N	L	0 - 24
Texas	ABC	N	W	20 - 16
at Missouri	FSN	R	W	51 - 14
at Nebraska	ABC	R	L	0 - 37
at Oklahoma	FSN	N	L	6 - 51
Kansas	FSN	R	W	34 - 17
at Texas Tech	FSN	N	L	19 - 21
Southern Miss	ABC	R	W	23 - 6

† Alamo Bowl, Alamodome, San Antonio, Texas

1998 (8-3)

vs. Ohio State	ABC	N	L	14 - 24
vs. Kansas State ^A	ABC	N	W	36 - 33
at Texas	ABC	N	L	24 - 26
Missouri	FSN	R	W	17 - 14
Oklahoma	FX	N	W	29 - 0
at Oklahoma State	FSN	N	W	17 - 6
Texas Tech	ABC	R	W	17 - 10
Nebraska	ABC	R	W	28 - 21
at Kansas	FSN	R	W	24 - 21
at Southern Miss	FSN	N	W	24 - 6
vs. Florida State*	ABC	N	L	14 - 23

† Sugar Bowl, SuperDome, New Orleans, La.

^A Big 12 Championship, Trans World Dome, St. Louis

* Kickoff Classic, Giants Stadium, East Rutherford, N.J.

1997 (5-3)

vs. UCLA†	CBS	N	L	23 - 29
vs. Nebraska ^A	ABC	N	L	15 - 54
Texas	ABC	N	W	27 - 16
at Oklahoma	FSN	N	W	51 - 7
Oklahoma State	FSN	N	W	28 - 25
at Kansas State	ABC	R	L	17 - 36
at Colorado	ABC	R	W	16 - 10
SW LOUISIANA	FSN	R	W	66 - 0

† Cotton Bowl, Dallas, Texas

^A Big 12 Championship, Alamodome, San Antonio

1996 (3-5)

at Texas	ABC	N	L	15 - 52
Oklahoma	ABC	R	W	33 - 16
at Baylor	ABC	R	W	24 - 7
Texas Tech	FSN	R	L	10 - 13
Kansas State	FSN	N	L	20 - 23
at Iowa State	FSN	R	W	24 - 21
Colorado	ABC	R	L	10 - 24
at BYU ^A	ABC	N	L	37 - 41

^A Pigskin Classic, Cougar Stadium, Provo, Utah

1995 (4-2)

vs. Michigan†	ESPN	N	W	22 - 20
Texas	ABC	N	L	6 - 16
at Rice	ESPN	N	W	17 - 10
at Colorado	ABC	N	L	21 - 29
Tulsa	Raycom	R	W	52 - 9
LSU	ABC	R	W	33 - 17

† Alamo Bowl, Alamodome, San Antonio, Texas

1993 (8-2)

vs. Notre Dame†	NBC	N	L	21 - 24
Texas	ESPN	N	W	18 - 9
at TCU	Raycom	R	W	59 - 3
Louisville	ESPN	N	W	42 - 7
at Baylor	Raycom	R	W	34 - 17
Houston	Raycom	R	W	34 - 10
at Texas Tech	ABC	R	W	31 - 6
Missouri	Raycom	R	W	73 - 0
at Oklahoma	ABC	R	L	14 - 44
LSU	ABC	R	W	24 - 0

† Cotton Bowl, Dallas, Texas

1992 (8-1)

vs. Notre Dame†	NBC	N	L	3 - 28
at Texas	ESPN	N	W	34 - 13
TCU	ABC	R	W	37 - 10
at Houston	ESPN	N	W	38 - 30
Louisville	ABC	R	W	40 - 18
Baylor	ABC	R	W	19 - 13
Texas Tech	Raycom	R	W	19 - 17
at LSU	ABC	R	W	31 - 22
vs. Stanford ^A	Raycom	N	W	10 - 7

† Cotton Bowl, Dallas, Texas

^A Pigskin Classic, Anaheim Stadium, Anaheim, Calif.

1991 (6-2)

vs. Florida State†	CBS	N	L	2 - 10
Texas	ESPN	N	W	31 - 14
Arkansas	ESPN	N	W	13 - 3
at TCU	ESPN	N	W	44 - 7
at Baylor	ABC	R	W	34 - 12
at Texas Tech	Raycom	R	W	37 - 14
at Tulsa	Raycom	R	L	34 - 35
LSU	Raycom	R	W	45 - 7

† Cotton Bowl, Dallas, Texas

1990 (3-1)

vs. BYU†	ESPN	N	W	65 - 14
at Texas	CBS	N	L	27 - 28
TCU	Raycom	R	W	56 - 10
at Hawai'i	ESPN	N	W	28 - 13

† Holiday Bowl, Jack Murphy Stadium, San Diego, Calif.

1989 (2-4)

vs. Pittsburgh†	CBS	N	L	28 - 31
Texas	ESPN	N	W	21 - 10
Arkansas	CBS	N	L	22 - 23
at Texas Tech	Raycom	R	L	24 - 28
at Washington	ABC	R	L	6 - 19
LSU	ESPN	N	W	28 - 16

† John Hancock Bowl, Sun Bowl, El Paso, Texas.

1988 (2-2)

Alabama	ESPN	N	L	10 - 30
at Texas	ESPN	N	W	28 - 24
TCU	Raycom	R	W	18 - 0
vs. Nebraska†	Raycom	N	L	14 - 23

† Kickoff Classic, Giants Stadium, East Rutherford, N.J.

1987 (5-2)

vs. Notre Dame†	CBS	N	W	35 - 10
Texas	ESPN	N	W	20 - 13
at TCU	Raycom	R	W	42 - 24
at Baylor	Raycom	R	W	34 - 10
at Texas Tech	Raycom	R	L	21 - 27
Washington	ESPN	N	W	29 - 12
LSU	ESPN	N	L	3 - 17

† Cotton Bowl, Dallas, Texas

1986 (4-3)

vs. Ohio State†	CBS	N	L	12 - 28
at Texas	ESPN	N	W	16 - 3
TCU	Raycom	R	W	74 - 10
at Arkansas (Little Rock)	ABC	R	L	10 - 14
Baylor	ABC	R	W	31 - 30
at Houston	Raycom	R	W	19 - 7
at LSU	ESPN	N	L	17 - 35

† Cotton Bowl, Dallas, Texas

1985 (4-1)

vs. Auburn†	CBS	N	W	36 - 16
Texas	ESPN	N	W	42 - 10
Arkansas	ESPN	N	W	10 - 6
SMU	ESPN	N	W	19 - 17
vs. Alabama (Birmingham)	ESPN	N	L	10 - 23

† Cotton Bowl, Dallas, Texas

1984 (4-2)

at Texas	ESPN	N	W	37 - 12
at Arkansas	Raycom	R	L	0 - 28
Texas Tech	Raycom	R	L	12 - 30
Arkansas St.	Gaylord	R	W	22 - 21
Iowa State	Gaylord	R	W	38 - 17
Texas-El Paso	Gaylord	R	W	20 - 17

1983 (0-2-1)

Texas	ABC	N	L	13 - 45
at Baylor	WTBS	N	T	13 - 13
Oklahoma State	CBS	N	L	15 - 34

1982 (0-3)

at SMU	CBS	N	L	9 - 47
Texas Tech	CBS	R	L	15 - 24
Boston College	ABC	N	L	16 - 38

1981 (1-1)

vs. Oklahoma State†	Mizlou	N	W	33 - 16
Arkansas	ABC	R	L	7 - 10

† Independence Bowl, Independence Stadium, Shreveport, La.

1980 (0-1)

at SMU	ABC	R	L	0 - 27
--------	-----	---	---	--------

1979 (1-0)

SMU	ABC	R	W	47 - 14
-----	-----	---	---	---------

1978 (2-2)

vs. Iowa State†	Mizlou	N	W	28 - 12
at Texas	ABC	N	L	7 - 22
at Arkansas (Little Rock)	ABC	R	L	7 - 26
at SMU	ABC	R	W	20 - 17

† Hall of Fame Bowl, Legion Field, Birmingham, Ala.

1977 (1-2)

vs. USC†	Mizlou	N	L	28 - 47
Houston	ABC	R	W	27 - 7
at Michigan	ABC	N	L	3 - 41

† Bluebonnet Bowl, Astrodome, Houston

1976 (4-0)

vs. Florida†	CBS	N	W	37 - 14
at Texas	ABC	R	W	27 - 3
at Arkansas	ABC	N	W	31 - 10
at SMU	ABC	R	W	36 - 0

† Sun Bowl, El Paso, Texas

1975 (2-2)

vs. USC†	ABC	N	L	0 - 20
Arkansas	ABC	N	L	6 - 31
Texas	ABC	R	W	20 - 10
at Illinois	ABC	R	W	43 - 13

† Liberty Bowl, Memphis, Tenn.

1974 (1-1)

at Texas	ABC	R	L	3 - 32
at Texas Tech	ABC	R	W	28 - 7

1972 (0-1)

at Texas	ABC	N	L	3 - 38
----------	-----	---	---	--------

1969 (0-1)

Arkansas	ABC	R	L	13 - 35
----------	-----	---	---	---------

1968 (0-1)

at Texas	ABC	N	L	14 - 35
----------	-----	---	---	---------

1967 (1-1)

vs. Alabama†	CBS	N	W	20 - 16
SMU	CBS	N	L	17 - 20

† Cotton Bowl, Dallas, Texas

1964 (0-1)

at Texas	R	L	7 - 26
----------	---	---	--------

1963 (0-1)

Texas	CBS	N	L	13 - 15
-------	-----	---	---	---------

1962 (0-1)

at Texas	CBS	N	L	3 - 13
----------	-----	---	---	--------

1961 (0-1)

Texas	ABC	N	L	0 - 25
-------	-----	---	---	--------

1960 (0-1)

at Texas	ABC	N	L	14 - 21
----------	-----	---	---	---------

1959 (0-1)

Arkansas	R	L	7 - 12
----------	---	---	--------

1958 (0-1)

at Texas	ABC	N	L	0 - 27
----------	-----	---	---	--------

1957 (1-2)

vs. Tennessee†	CBS	N	L	0 - 3
vs. Maryland (Dallas)	NBC	N	W	21 - 13
Texas	R	L	7 - 9	

† Gator Bowl, Jacksonville, Fla.

1956 (1-0)

at Arkansas	R	W	27 - 0
-------------	---	---	--------

1955 (0-1)

Texas	NBC	N	L	6 - 21
-------	-----	---	---	--------

1952 (0-1)

at Texas	R	L	12 - 32
----------	---	---	---------

ALL-TIME HEAD COACHES

YEARS	COACH (ES)	TENURE	OVERALL				PCT.	CONFERENCE			
			W	L	T	PCT.		W	L	T	PCT.
1894	F.D. Perkins	1	1	1	0	.500	-	-	-	-	
1896	A.M. Soule / H.W. South	1	2	0	1	.833	-	-	-	-	
1897	C.W. Taylor	1	1	2	0	.333	-	-	-	-	
1898	H.W. Williams	1	4	2	0	.667	-	-	-	-	
1899-1901	W.A. Murray	3	7	8	1	.469	-	-	-	-	
1902-1904	J.E. Platt	3	18	5	1	.771	-	-	-	-	
1905-1906	W.E. Bachman	2	13	3	0	.813	-	-	-	-	
1907	L.L. Larson	1	6	1	1	.813	-	-	-	-	
1908	N.A. Merriam	1	3	5	0	.375	-	-	-	-	
1909-1941	Charles B. Moran	6	38	8	4	.800	-	-	-	-	
1915-1916	E.H. Harian	2	12	5	0	.706	3	2	0	.600	
1917-1928	D.X. Bible	11	72	19	8	.768	28	15	7	.630	
1918	D.V. Graves	1	6	1	0	.857	1	1	0	.500	
1929-1933	Madison Bell	5	24	21	3	.531	8	14	3	.380	
1934-1947	Homer Norton	14	82	53	9	.601	42	35	6	.542	
1948-1950	Harry Stiteler	3	8	21	2	.274	3	13	2	.222	
1951-1953	Raymond George	3	12	14	4	.467	3	12	3	.250	
1954-1957	Paul "Bear" Bryant	4	25	14	2	.622	14	9	1	.604	
1958-1961	Jim Myers	4	12	24	4	.333	5	18	3	.250	
1962-1964	Hank Foldberg	3	6	23	1	.217	5	15	1	.262	
1965-1971	Gene Stallings	7	27	45	1	.377	19	30	0	.388	
1972-1978	Emory Bellard	6	48	27	0	.640	29	18	0	.617	
1978-1981	Tom Wilson	3	21	19	0	.525	14	15	0	.483	
1982-1988	Jackie Sherrill	7	52	28	1	.648	36	17	1	.676	
1989-2002	R.C. Slocum	14	123	47	2	.721	78	28	2	.731	
2003-2007	Dennis Franchione	5	32	28	0	.533	19	21	0	.475	
2007 (interim)	Gary Darnell	-	0	1	0	0.00	-	-	-	-	
2008-2011	Mike Sherman	4	25	25	0	.500	15	18	0	.454	
2011 (interim)	Tim DeRuyter	-	1	0	0	1.00	-	-	-	-	
2012-2017	Kevin Sumlin	6	51	26	0	.662	25	23	0	.521	
2017 (interim)	Jeff Banks	-	0	1	0	.000	-	-	-	-	
2018-pres.	Jimbo Fisher	4	34	14	0	.708	21	12	0	.636	



HOMER NORTON'S 1939 Aggies won the National Championship with a 14-13 win over Tulane in the Sugar Bowl.



PAUL "BEAR" BRYANT led Texas A&M to two top-10 finishes and a SWC Championship.



EMORY BELLARD (right, with Curtis Dickey) posted three 10-win seasons and won a SWC Championship.

COACHING LEADERS

(by Winning Pct. – minimum four seasons)

COACH	SEASONS	RECORD	PCT.
Charles B. Moran	6	38-8-4	.800
D.X. Bible	11	72-19-9	.768
R.C. Slocum	14	123-47-2	.721
Jimbo Fisher	4	34-14-0	.708
Kevin Sumlin	6	51-26	.662
Jackie Sherrill	7	52-28-1	.648
Emory Bellard	6	48-27	.640
Paul "Bear" Bryant	4	25-14-2	.622
Homer Norton	14	82-53-9	.601
Dennis Franchione	5	32-28	.533

(by Victories)

COACH	SEASONS	WINS
R.C. Slocum	14	123
Homer Norton	14	82
D.X. Bible	11	72
Jackie Sherrill	7	52
Kevin Sumlin	6	51
Emory Bellard	6	48
Charles B. Moran	6	38
Jimbo Fisher	4	34
Dennis Franchione	5	32
Gene Stallings	7	27



JACKIE SHERRILL is hoisted off the field by Sammy O'Brient and Ray Childress after the 1984 win over Texas.

ALL-TIME ASSISTANT COACHES

NAME	YEARS	SEASONS
ADDAZIO, STEVE	2022-	1ST
Amedee, Lynn	1985-87	3
Anderson, B.J.	2012-14	3
Anderson, Frank	1920-24,'30,'45	7
Andrews, H.R.	1911	1
Ashenbeck, Harvey	1971	1
Avezzano, Joe	1985-88	4
Babers, Dino	2001-02	2
Bailey, Sam	1957	1
Bain, Ty	1961	1
Banks, Jeff	2013-2017	5
Bartosh, Gil	1973	1
Bassett, Charlie	1927-28	2
Beaty, David	2012-14	3
Bennett, Phil	1980-82, 95-96	5
Bible, Dana X.	1916	1
Boyd, Bob	1985-88	4
Bradley, Doug	1958-59	2
Bradshaw, Charles	1970	1
Brewster, Tim	2018	1
Brown, Leonard	1962-64	3
Campbell, Dean	1975-77, 79-81	6
Chavis, John	2015-2017	3
Christensen, Dave	2015	1
Claiborne, Jerry	1954-56	3
Clay, Bill	2006-07	1
COLEY, JAMES	2020-	3RD
Conley, Scott	1981	1
Cooper, Ron	2017	1
CRAIG, DAMEYUNE	2018-	5TH
Cromwell, Nolan	2008-09	2
Culley, David	1991-93	3
Cure, Wayne	1947	1
Cutchin, Phil	1954-57	4
D'Alessandris, Joe	1994	1
Darnell, Gary	2006-07	2
Davie, Bob	1985-93	9
Davis, Greg	1979-84	6
Dawson, Dog	1949-50	2
DeBesse, Bob	2006-2007	2
DeLoach, Gary	1981	1
DeRuyter, Tim	2010-11	2
DeWare, Jr., Charles	1937-42, 47-48	8
DICKEY, DARRELL	2018-	5TH
Dillingham, Dutch	1930-33	4
Dimmitt, Lil	1935-44	10
Doll, Kirk	1988-93, 2008-09	8
Dorr, Ray	1997-00	4
Dubose, Bill	1948-50	3
Duncan, Bill	1952-53	2
DURKIN, DJ	2022-	1ST
Edmondson, Heck	1918	1
Eggen, Stan	2003-07	5
Elko, Mike	2018-21	4
Ellis, Tom	1960-61	2
Ensminger, Steve	1994-96	3
Ewall, Walter	1930	1
Faircloth, Dalton	1950-53	4
Faulkinberry Russ	1958-59	2
Faulkner, Harry	1939-40	2
Finley, Joe Jon	2019	1
Fobbs, Lee	2003-05	3
Foldberg, Hank	1951	1
Ford, Robert	1989-90	2
Frankie, Johnnie	1945-47	3
Gabrel, Pug	1971	1
George, Ray	1951	1
Graham, Jay	2018-19	2
Graves, D.V.	1917-19	2
Grimes, J.B.	1998-02	5
Haffner, George	1979	1
Hagen, Mark	2013-15	3
Hallman, Curley	1982-87	6

NAME	YEARS	SEASONS
Hankwitz, Mike	1997-02	6
Harlan, E.B.	1916	1
Hayes, Tom	1989-90	2
Helduser, Jim Bob	2003-07	5
Helms, Jake	1966-69	4
Helms, Jim	1982-90	9
Henson, Josh	2019-21	3
Higginbotham, R.G.	1930-32	3
Hoener, Pete	2000	1
Hohn, Caesar	1913	1
Hollingshead, Tam	1994-02	9
Holmes, Klepton	1929-32, 51	5
House, H.H.	1922-23	2
Hubbard, Cal	1933	1
Huggins, Lide	1966-69	4
Hughes, Travis	1960-61	2
Hurlbut, Jack	1965-71	7
Hurt, Ben	1972-74	3
Irvin, Barlow	1932-33, 48	3
James, Bill	1935-48	14
James, Pat	1954-57	4
Johnson, Bill	1992-99	8
Johnson, Dick	1962-64	3
Jones, Bill	1958-59	2
Jones, Pete	1944	1
Jordan, Randy	2008-11	4
Joseph, Terry	2013-16	4
Karow, Marty	1938-42, 45-46	7
Keith, Bobby Drake	1960-61	2
Keller, Jim	1968-71	4
Kines, Joe	2008-09	2
King, J.T.	1957	1
Kingsbury, Kliff	2012	1
Kirksey, Larry	2000	1
Koch, Botchey	1945-47	3
Koenning, Jr., Les	1994-96, 03-07	8
Kragthorpe, Steve	1997-00, (spring 2010)	4
Kubiak, Gary	1992-93	2
LaGrasta, Dan	1972-81	10
Lair, Matt	1959-60	2
Laslie, Carnie	1957	1
Lee, Swede	1972	1
Linguist, Maurice	2018-19	2
Livingston, Lawrence	1998-99	2
Malone, Van	2006-09	4
Marks, Bobby	1969-71	3
Marshall, Steve	1997	1
Mattison, Greg	1989-91	3
Mazzone, Noel	2016-2017	2
McKinney, Clarence	2012-2017	6
McMillian, Charles	2008-11	4
McMurtry, Paul	1951-52	2
McNulty, J.C.	1909-11	3
McQuillan, Hub	1935-40	6
Michalske, Mike	1953	1
Michels, John	1958	1
Milus, Ron	1999	1
Moise, R.L.	1914	1
Moore, Bud	1965-70	6
Moorehead, Aaron	2015-2017	3
Moser, Chuck	1974-75, 78	3
Napper, Charles	1979	1
Nguyen, Dat	2010-11	2
Nolan, Willis	1933	1
Norris, Rex	1972	1
O'Brien, Jack	1962-64	3
Owens, Jim	1954-56	3
Pardee, Jack	1965	1
Pearce, John	1989-91	3
Pettibone, Jerry	1982-84	3
Peveto, Bradley Dale	2018-19	2
Phillips, O.A. "Bum"	1957	1
Pickett, Tom	1947	1

NAME	YEARS	SEASONS
Pierce, Johnny	1923-24	2
Polian, Brian	2012	1
Pope, Kenith	2003-07	5
Powell, Dee	1965-72	8
PRICE, TERRY	2012-	11TH
Pugh, George	1982-88	7
Pustejovsky, Ed	1981	1
Rader, Dick	1980-81	2
Randall, Craig	1962-64	3
Register, Paul	1972-88	17
Reid, John	1929-31	3
Robbins, Cooper	1952	1
Robertson, Melvin	1972-78	7
ROBINSON, ELIJAH	2018-	5TH
ROBINSON, TOMMIE	2019-	4TH
Rollins, J.W.	1935-42	8
Roper, Bobby	1982-84	3
Rossley, Tom	2008-11	4
Rothgeb, C.J.	1920-21, 25-26	4
Rucker, Ken	1994-97, 02	5
Ruel, Pat	1982-84	3
RUSHING, TJ	2019-	4TH
SANTUCCI, TYLER	2019-	4TH
Schmidt, Neil	1962-64	3
Sherman, Mike	1989-93, 95-96	7
Sherrod, Bud	1958-59	2
Shoemaker, Perron	1949-50	2
Sikes, J.V.	1935-37	3
Slade, Larry	1994-98	5
Slocum, R.C.	1972-80, 82-88	15
Slocum, Shawn	1991-97, 00-02	10
Smith, Elmer	1954-71	18
Smith, Manning	1934-44	11
Smith, Melvin	2003-05	3
Smith, Ralph	1965-69	5
Snyder, Mark	2012-14	3
Spavital, Jake	2013-15	3
Stanley, Bob	1973-81	9
Steinke, Gil	1949-53	5
Stiles, Jess	1979-81	3
Stiteler, Harry	1947	1
Sumlin, Kevin	2001-02	2
Taylor, Loyd	1965-69	5
Thomas, Jack	1961	1
Thurmond, Chris	2003-05	3
Tipps, Tom	1954-56	3
Todd, Dick	1949-50	2
Toledo, Bob	1989-93	5
Tommerdahl, Mark	2003-07	5
Torbush, Carl	2003-05	3
Toth, Nick	2010-11	2
Tuberville, Tommy	1994	1
Turner, David	2016-2017	2
Turner, Jim	2008-11, 16-18	7
Turner, Ron	1988	1
Unbehagen, Ted	1980	1
Utay, Joe	1913	1
Van Zandt, Lance	1971	1
Wahlberg, Joe	1962-64	3
Wallerstedt, Matt	2012	1
Walters, Trent	1991-93	3
Walters, Troy	2010-11	2
Watson, Don	1965-69	5
Weddell, Alan	1998-02	5
Welch, Barney	1970-71	2
Wigginton, Donnie	1972-77	6
Williams, Terrell	2010-11	2
Willis, Nick	1936	1
Wilson, Tom	1975-78	4
Wyatt, Buddy	2000-02, 2008-09	6
Yates, Marcel	2012-13	2
Young, John Paul	1970-77	8
Zapalac, Willie	1953-60	8

NATIONAL AWARD WINNERS

HEISMAN TROPHY

NAME	POS	ELECTED
John David Crow	RB	1957
Johnny Manziel	QB	2012

BEDNARIK AWARD

Dat Nguyen	LB	1998
------------	----	------

BUTKUS AWARD

Von Miller	LB/DE	2010
------------	-------	------

DAVEY O'BRIEN AWARD

Johnny Manziel	QB	2012
----------------	----	------

LOMBARDI AWARD

Dat Nguyen	LB	1998
------------	----	------

LOU GROZA AWARD

Randy Bullock	PK	2011
---------------	----	------

MANNING AWARD

Johnny Manziel	QB	2012
----------------	----	------

OUTLAND TROPHY

Luke Joeckel	OL	2012
--------------	----	------

RAY GUY AWARD

Braden Mann	P	2018
-------------	---	------

WUERFFEL TROPHY

Trevor Knight	QB	2016
---------------	----	------

ALL-AMERICANS

First-team honorees by AP, AFCA, FWAA, Sporting News and Walter Camp

YEAR	PLAYER	POSITION
2021	DeMarvin Leal	DL
2020, 21	Kenyon Green	OL
2018	Jace Sternberger	TE
2018	Braden Mann	P
2015, 16	Myles Garrett	DL
2014	Cedric Ogbuehi	OL
2013	Mike Evans	WR
2013	Drew Kaser	P
2012	Johnny Manziel	QB
2012, 13	Jake Matthews	OL
2012	Luke Joeckel	OL
2012	Damontre Moore	DE
2011	Randy Bullock	PK
2009, 10	Von Miller	DL/LB

YEAR	PLAYER	POSITION
1999	Jason Webster	DB
1998, 99	Shane Lechler	P
1998	Dat Nguyen	LB
1996	Keith Mitchell	LB
1995	Ray Mickens	DB
1995	Brandon Mitchell	DE
1994, 95	Leeland McElroy	RB/KR
1994	Antonio Armstrong	LB
1993	Sam Adams	DE
1993	Aaron Glenn	DB
1992	Patrick Bates	FS
1992	Marcus Buckley	LB
1991	Kevin Smith	CB
1990	Mike Arthur	OC

YEAR	PLAYER	POSITION
1988, 90	Darren Lewis	RB
1987	John Roper	LB
1985, 86	Johnny Holland	LB
1983, 84	Ray Childress	DT
1978, 79	Jacob Green	DE
1976, 78	Tony Franklin	PK
1976	Robert Jackson	LB
1976	Lester Hayes	FS
1975	Ed Simonini	LB
1975	Garth Ten Napel	LB
1974, 75	Pat Thomas	CB
1970	Dave Elmendorf	FS
1968	Rolf Krueger	OT
1968	Tommy Maxwell	FS

YEAR	PLAYER	POSITION
1968	Steve O'Neal	P
1967, 68	Bill Hobbs	LB
1966	Maurice Moorman	OT
1957	John David Crow	RB
1956, 57	Charlie Krueger	OT
1956	Dennis Goehring	OG
1956	Jack Pardee	FB
1951, 52	Jack Little	FB
1950	Bob Smith	RB
1940	Marshall Robnett	OG
1939, 40	John Kimbrough	RB
1939	Joe Boyd	OT
1936, 37	Joe Rutt	OG

ALL-CONFERENCE HONOREES

SOUTHWEST CONFERENCE

1915	John Garrity, E N.M. Braumiller, G
1916	Newt Settegast, T Jim Crow, T
1917	Tim Griesenbeck, E Ox Ford, T E.S. Wilson, G Rip Collins, B Jack Mahan, B
1919	E.S. Wilson, G W.E. Murreah, G C.R. Drake, T R.G. Higginbotham, HB Jack Mahan, F Scott Alexander, E
1920	W.E. Murreah, E C.R. Drake, T R.G. Higginbotham, HB Jack Mahan, F T.F. Wilson, E
1921	Sam Sanders, B T.F. Wilson, E W.E. Murreah, G
1922	W.D. Johnson, G T.F. Wilson, E
1923	A.J. Evans, E W.D. Johnson, G

1924	W.W. Wilson, B Neeley Allison, E
1925	Joel Hunt, HB L.G. Dietrich, T W.M. Dansby, G Barlow Irvin, T W.W. Wilson, B
1926	Joel Hunt, HB L.G. Dietrich, T J.A. Tektorik, G J.B. Sikes, E C.D. Watts, C
1927	Joel Hunt, QB J.V. Sikes, E J.G. Holmes, G A.C. Sprott, T E.E. Fegari, G W.S. Lister, T
1928	Z.W. Bartlett, C H.E. Burgess, F S.J. Petty, E
1929	Tommy Mills, QB Charlie Richter, G
1930	Adrian Tracey, E
1931	Carl Moulden, G Cliff Domingue, QB Charlie Malone, E
1932	Willis Nolan, C Charley Cummings, T

1933	Ted Spencer, F Ray Murray, E W.T. Jordan, T
1934	John Crow, G
1936	Joe Rutt, G Charles DeWare, C Roy Young, T
1937	Joe Rutt, G Roy Young, T Dick Todd, HB Virgil Jones, G
1938	Dick Todd, HB Joe Boyd, T
1939	Joe Boyd, T John Kimbrough, F Marshall Robnett, G Herb Smith, E Jim Thomason, HB
1940	James Sterling, E John Kimbrough, F Marshall Robnett, G Jim Thomason, HB Ernie Pannell, T
1941	Derace Moser, RB James Sterling, E Bill Sibley, C Martin Ruby, T
1942	Bill Henderson, E Felix Bucek, G

1943	Cullen Rogers, B Leo Daniels, B Marian Flanagan, B M.E. Settegast, E Goble Bryant, T Jim Hallmark, B
1944	Monty Moncrief, T Clarence Howell, E Paul Yates, F
1945	Monty Moncrief, G Grant Darnell, G Preston Smith, HB Bob Goode, HB
1946	Monty Moncrief, T
1947	Jim Winkler, T
1948	Jim Winkler, T Bob Goode, HB Odell Stautzenberger, G Andy Hillhouse, E
1949	Bob Smith, F
1950	Bob Smith, F Max Greiner, T Andy Hillhouse, E Carl Molberg, G
1951	Jack Little, T Glenn Lippmann, B Hugh Meyer, C Yale Lary, B

1952	Billy Tidwell, B Jack Little, T Ray Graves, QB Joe Boring, S
1953	Don Ellis, QB
1954	Elwood Kettler, QB Bennie Sinclair, E
1955	Gene Stallings, E Dennis Goehring, G
1956	Jack Pardee, F Lloyd Hale, C Dennis Goehring, G John David Crow, HB John Tracey, E Charlie Krueger, T Roddy Osborne, QB
1957	John David Crow, HB Charles Krueger, T Bobby Marks, E
1958	Charles Milstead, QB John Tracey, E
1960	Sam Byer, F
1961	Jerry Hopkins, C
1962	Jerry Hopkins, C
1963	Ronney Moore, G

1964 Ray Gene Hinze, OT
Mike Pittman, DHB

1965 Ken (Dude) McLean, OE
Joe Wellborn, LB

1966 Maurice Mooman, OT
Gary Kovar, OG
Wendell Houseley, OHB

1967 Edd Hargett, QB
Bob Long, OE
Tommy Maxwell, S
Rolf Krueger, DT
Bill Hobbs, LB
Grady Allen, DE
Larry Stegent, OHB
Steve O'Neal, P
Dan Schneider, OT

1968 Edd Hargett, QB
Steve O'Neal, P
Rolf Krueger, DT
Bill Hobbs, LB
Mike DeNiro, DE

1969 Larry Stegent, TB
Lynn Odum, DG
Dave Elmendorf, S
Mike DeNiro, DE
Ross Brupbacher, E

1970 Homer May, E
Dave Elmendorf, S

1971 Leonard Forey, G
David Hoot, S
Boice Best, DT
Grady Hoermann, LB
Buster Callaway, T
Mark Green, HB

1972 Grady Hoermann, LB
Boice Best, DT
Robert Murski, CB
Ed Simonini, LB

1973 Ed Simonini, LB
Don Long, DE
Skip Walker, HB

1974 Pat Thomas, CB
Ed Simonini, LB
Tim Gray, CB
Warren Trahan, DT
Bubba Bean, OHB
Randy Haddox, PLK
Glenn Bujnoch, OT
Garth Ten Napel, LB
Mark Stanley, P

1975 Ed Simonini, LB
Pat Thomas, CB
Garth Ten Napel, LB
Bubba Bean, HB
Edgar Fields, DT
Blake Schwarz, DE
Jimmy Dean, DT
Jackie Williams, S
Lester Hayes, S
Richard Osborne, TE
Glenn Bujnoch, OT
Tank Marshall, DE
Bruce Welch, OG

Robert Jackson, LB

1976 Jimmy Dean, DT
Edgar Fields, DT
Tony Franklin, K
Gary Haack, TE
Lester Hayes, S
Robert Jackson, LB
Tank Marshall, DE
Frank Myers, T
Dennis Swilley, G
George Woodard, F

1977 Mark Dennard, C
Frank Myers, OT
Cody Risien, OT
Carl Grulich, S

1978 Curtis Dickey, TB
Tony Franklin, K
Jacob Green, DE
Russell Mikeska, TE
Cody Risien, OT

1979 Jacob Green, DE
Gerald Carter, SE
Ed Pustejovsky, OG

1982 Domingo Bryant, DB
David Hardy, K

1983 Rich Siler, TE
Ray Childress, DE / T

1984 Ray Childress, DE / T

1985 Johnny Holland, LB
Doug Williams, OT
Kevin Murray, QB
Domingo Bryant, DB
Anthony Toney, F
Jeff Nelson, FLK
Rod Saddler, DE
Randy Dausin, OG

1986 Kevin Murray, QB
Rod Bernstine, TE
Johnny Holland, LB
Roger Vick, F
Keith Woodside, HB
Scott Slater, K
Jay Muller, DE
Kip Corrington, DB
Louis Cheek, OT
Terrance Brooks, DB

1987 Rod Harris, split end
Louis Cheek, OT
Matt Wilson, C
Scott Slater, K
Sammy O'Brien, DG
John Roper, LB
Kip Corrington, FS

1988 Darren Lewis, RB
Jerry Fontenot, G
Matt McCall, T
John Roper, LB
Aaron Wallace, LB
Mickey Washington, CB

1989 Mike Jones, TE
Kevin Smith, DB
William Thomas, LB

Aaron Wallace, LB
Richmond Webb, OT

1990 Darren Lewis, RB
Mike Arthur, C
Matt McCall, OT
William Thomas, LB
Kevin Smith, CB

1991 Kevin Smith, CB
Bucky Richardson, QB
Quentin Coryatt, LB
Greg Hill, RB
Keith Alex, OT
Marcus Buckley, LB
John Ellis, OT
Patrick Bates, FS

1992 Marcus Buckley, LB
John Ellis, G
David Davis, P
Patrick Bates, FS
Greg Schorp, TE
Aaron Glenn, CB
Chris Dausin, C
Terry Venetoulis, PLK
Greg Hill, RB
Sam Adams, DE

1993 Sam Adams, DE
Jason Atkinson, LB
Calvin Collins, OG
Chris Dausin, C
Eric England, DE
Aaron Glenn, CB
Tyler Harrison, OG
Greg Hill, RB
Jason Mathews, OT
Leeland McElroy, KR
Ray Mickens, CB
Greg Schorp, TE
Antonio Shorter, LB
Lance Teichelman, NG
Rodney Thomas, RB
Dexter Wesley, OT

1994 Antonio Armstrong, LB
Calvin Collins, OL
Leeland McElroy, KR
Ray Mickens, CB
Brandon Mitchell, DL
Rodney Thomas, RB

1995 Reggie Brown, LB
Albert Connell, WR
Hunter Goodwin, OL
Donovan Greer, CB
Leeland McElroy, RB/KR
Ray Mickens, CB
Brandon Mitchell, DL
Keith Mitchell, LB

BIG 12 CONFERENCE

1996 (1) Calvin Collins, OL
(1) Brandon Mitchell, DL
(2) Albert Connell, WR
(2) Keith Mitchell, DL/LB
(2) Dat Nguyen, ILB

1997 (1) Dat Nguyen, LB
(1) Shane Lechler, P
(2) Steve McKinney, OL

(2) Dante Hall, KR
(3) Kyle Bryant, K

1998 (1) Dat Nguyen, LB
(1) Shane Lechler, P
(3) Rex Tucker, OL
(3) Rich Coady, DB
(3) Warrick Holdman, LB

1999 (1) Shane Lechler, P
(2) Seimisi Heimuli, OL
(2) Jason Webster, DB

2000 (1) Robert Ferguson, WR
(1) Seth McKinney, OL
(1) Jason Glenn, DL/LB
(2) Ja'Mar Toombs, RB
(3) Terence Kitchens, K

2001 (1) Sammy Davis, DB
(1) Seth McKinney, OL
(3) Terrence Kiel, DB

2002 (2) Taylor Whitley, OL
(2) Greg Porter, TE
(2) Ty Warren, DE/LB
(3) Bethel Johnson, WR

2003 (2) Terrence Murphy, WR
(3) Courtney Lewis, RB
(3) Geoff Hangartner, OL

2004 (1) Terrence Murphy, WR
(1) Mike Montgomery, DL
(2) Reggie McNeal, QB
(2) Todd Pegram, K
(2) Byron Jones, DB

2005 (2) Justin Warren, LB
(2) Todd Pegram, K

2006 (1) Melvin Bullitt, DB
(2) Martellus Bennett, TE
(2) Jorvorskie Lane, RB
(2) Chris Alexander, FB
(2) Cody Wallace, OL

2007 (1) Cody Wallace, OL
(2) Chris Alexander, FB
(2) Chris Harrington, DL
(2) Misi Tupe, LB
(2) Justin Brantly, P

2008 (1) Justin Brantly, P
(2) Jorvorskie Lane, FB

2009 (1) Von Miller, DL
(2) Jerrod Johnson, QB
(2) Jamie McCoy, FB
(2) Lee Grimes, OL
(2) Trent Hunter, DB

2010 (1) Jeff Fuller, WR
(1) Von Miller, DL
(2) Matt Allen, OL
(2) Coryell Judie, DB

2011 (1) Randy Bullock, PK
(1) Luke Joeckel, OL
(1) Sean Porter, LB
(2) Cyrus Gray, RB
(2) Ryan Swope, WR
(2) Tony Jerod-Eddie, DE

SOUTHEASTERN CONFERENCE

2012 (1) Luke Joeckel, OL
(1) Johnny Manziel, QB
(1) Jake Matthews, OL
(1) Damontre Moore, DE
(2) Ryan Swope, WR

2013 (1) Mike Evans, WR
(1) Drew Kaser, P
(1) Johnny Manziel, QB
(1) Jake Matthews, OL

2014 (1) Cedric Ogbuehi, OL
(2) Myles Garrett, DE
(2) Josh Reynolds, WR
(2) Josh Lambo, PK
(2) Myles Garrett, DE
(HM) Speedy Noil, AP

2015 (1) Myles Garrett, DE
(1) Drew Kaser, P
(2) Christian Kirk, WR, RS
(2) Taylor Bertolet, PK

2016 (1) Myles Garrett, DE
(1) Avery Gennesy, G
(1) Christian Kirk, WR, RS
(2) Justin Evans, S

2017 (1) Christian Kirk, AP, RS
(1) Armani Watts, DB
(2) Christian Kirk, WR

2018 (1) Trayvon Williams, RB
(1) Jace Sternberger, TE
(1) Braden Mann, P

2019 (1) Braden Mann, P
(2) Jalen Wydermyer, TE
(2) Justin Madubuike, DT

2020 (1) Bobby Brown, DL
(2) Isaiah Spiller, RB
(2) Jalen Wydermyer, TE
(2) Kenyon Green, OL
(2) Carson Green, OL

2021 (1) Kenyon Green, OL
(1) DeMarvin Leal, DL
(2) Isaiah Spiller, RB
(2) Jalen Wydermyer, TE
(2) Nik Constantinou, P

CONFERENCE AWARD WINNERS

OFFENSIVE PLAYER OF THE YEAR

Johnny Manziel2012SEC
Johnny Manziel2012AP

DEFENSIVE PLAYER OF THE YEAR

Dat Nguyen, LB1998Big 12
----------------	-----------	-------------

FRESHMAN OF THE YEAR

Christian Kirk2015SEC
Johnny Manziel2012SEC
Johnny Manziel2012AP

OFFENSIVE FRESHMAN OF THE YEAR

Christine Michael, RB2009Big 12
-----------------------	-----------	-------------

OFFENSIVE NEWCOMER OF THE YEAR

Robert Ferguson, WR2000Big 12
---------------------	-----------	-------------

DEFENSIVE NEWCOMER OF THE YEAR

Misi Tupe, LB2006Big 12
---------------	-----------	-------------

OFFENSIVE LINEMAN OF THE YEAR

*Jake Matthews2013SEC
*Luke Joeckel2012SEC
Cody Wallace2007Big 12

* -- Jacobs Blocking Trophy

SPECIAL TEAMS PLAYER OF THE YEAR

Braden Mann2018SEC
-------------	-----------	----------

COACH OF THE YEAR

Kevin Sumlin (co)2012SEC
Kevin Sumlin2012AP

SEC ALL-FRESHMAN

Tyreek Chappell, DB2021
Edgerrin Cooper, LB2021
Reuben Fatheree II, OL2021
Bryce Foster, C2021
Shemar Turner, DL2021
McKinley Jackson, DL2020
Jashaun Corbin, RB, AP, RS2018
Bobby Brown III, DL2018
Tyree Johnson, DL2018
Seth Small, K2018
Jhamon Ausbon, WR2017
Anthony Hines III, LB2017
Erik McCoy, C2016
Trayveon Williams, RB2016
Johnny Manziel, QB2012
Mike Evans, WR2012
Trey Williams, RS2012

10TH ANNIVERSARY TEAM

Seth McKinneyOLBig 12
Dat NguyenLBBig 12
Shane LechlerPBig 12

PLAYER OF THE WEEK

Offensive

Zach Calzada, QB10/11/21SEC
Kellen Mond, QB10/10/20SEC
Trayveon Williams, RB (co)11/10/18SEC
Trevor Knight, QB10/8/16SEC
Kyle Allen, QB11/10/14SEC
Kenny Hill, QB9/1/14SEC
Johnny Manziel, QB10/14/13SEC
Johnny Manziel, QB9/29/12SEC
Johnny Manziel, QB10/13/12SEC
Johnny Manziel, QB11/10/12SEC
Christine Michael, RB10/03/11Big 12
Cyrus Gray, RB11/29/10Big 12
Stephen McGee, QB10/22/07Big 12
Stephen McGee, QB10/09/06Big 12
Reggie McNeal, QB9/19/05Big 12
Reggie McNeal, QB10/18/04Big 12
Reggie McNeal, QB11/09/02Big 12
Dustin Long, QB (co)10/05/02Big 12
Brandton Stewart, QB11/03/97Big 12

Offensive Line

Kenyon Green, OL10/25/21SEC
Kenyon Green, OL10/18/21SEC
Kenyon Green, OL9/6/21SEC
Ryan McCollum, C12/5/20SEC
Dan Moore Jr., OL11/7/20SEC
Carson Green, OL10/31/20SEC
Colton Prater, C11/18/19SEC
Erik McCoy, C (co)11/25/18SEC
Erik McCoy, C9/3/16SEC
Jake Matthews, OT9/29/12SEC

Defensive Lineman

Tyree Johnson, DL11/8/21SEC
Tyree Johnson, DL10/25/21SEC
Tyree Johnson, DL10/11/21SEC
Jayden Peevy, DL9/13/21SEC
DeMarvin Leal, DL11/28/20SEC
Jayden Peevy, DL10/18/20SEC
Landis Durham, DE9/30/17SEC
Daeshon Hall, DL10/11/16SEC
Daeshon Hall, DL9/5/15SEC
Damontre Moore, DE10/20/12SEC
Damontre Moore, DE (co)9/2/12SEC

Defensive

Buddy Johnson, LB11/28/20SEC
Buddy Johnson, LB10/21/19SEC
Derrick Tucker, S11/18/17SEC
Armani Watts, S9/24/16SEC
Justin Evans, S9/17/16SEC
Deshazor Everett, DB9/29/14SEC
Tony Jerod-Eddie, DL09/06/11Big 12
Von Miller, LB/DE11/29/10Big 12
Michael Hodges, LB11/22/10Big 12
Von Miller, LB/DE11/15/10Big 12
Michael Hodges, LB11/08/10Big 12
Trent Hunter, DB09/29/08Big 12
Mark Dodge, LB11/27/06Big 12
Erik Mayes, CB09/20/04Big 12
Ty Warren, DE (co)09/21/02Big 12
Brian Gamble, LB10/14/00Big 12
Jason Webster, CB09/27/99Big 12
Dat Nguyen, LB11/16/98Big 12
Warrick Holdman, LB10/12/98Big 12
Dat Nguyen, LB10/05/98Big 12
Dat Nguyen, LB12/01/97Big 12

Special Teams

Ainias Smith, PR10/25/22SEC
Devon Achane, KOR10/11/22SEC
Nik Constantinou, P9/20/22SEC
Seth Small, PLK11/8/21SEC
Braden Mann, P11/25/18SEC
Braden Mann, P11/10/18SEC
Braden Mann, P (co)10/8/18SEC
Braden Mann, P10/1/18SEC
Daniel LaCamera, K10/14/17SEC
Christian Kirk, KR9/24/17SEC
Christian Kirk, PR/KR9/28/15SEC
Dustin Harris, PR9/22/12SEC
Dustin Harris, PR10/10/11Big 12
Dustin Harris, PR11/21/11Big 12
Coryell Judie, KR11/08/10Big 12
Coryell Judie, KR11/15/10Big 12
Cyrus Gray, KR11/09/09Big 12
Cyrus Gray, KR11/10/08Big 12
Todd Pegram, K10/25/04Big 12
Terence Kitchens, K09/06/99Big 12
Chris Taylor, WR11/02/98Big 12
Shane Lechler, P10/26/98Big 12
Shane Lechler, P12/01/97Big 12
Dante Hall, RB09/22/97Big 12

Freshman

Devon Achane, RB11/7/20SEC
Isaiah Spiller, RB11/4/19SEC
Nick Starkel, QB11/11/17SEC
Trayveon Williams, RB10/8/16SEC
Trayveon Williams, RB9/24/16SEC
Trayveon Williams, RB9/17/16SEC
Christian Kirk, WR/KR9/5/15SEC
Johnny Manziel, QB11/17/12SEC
Johnny Manziel, QB11/14/12SEC
Johnny Manziel, QB11/10/12SEC
Johnny Manziel, QB11/3/12SEC
Johnny Manziel, QB10/27/12SEC
Johnny Manziel, QB10/13/12SEC
Johnny Manziel, QB10/6/12SEC
Johnny Manziel, QB (tri)9/29/12SEC
Johnny Manziel, QB9/15/12SEC

VARIOUS FOOTBALL HONORS

NFL HALL OF FAME

NAME	YEARS	ELECTED
Yale Lary	1949-51	1979

NATIONAL FOOTBALL FOUNDATION HALL OF FAME

Players

NAME	POS.	YEARS	ELECT
John Kimbrough	Fullback	1939-40	1954
Joe Rutt	Guard	1935-37	1962
Joel Hunt	Halfback	1925-27	1967
Joe Utay	Halfback	1905-07	1974
John David Crow	Halfback	1955-57	1976
Charlie Krueger	Tackle	1955-57	1983
Jack Pardee	Fullback	1954-56	1986
Dave Elmendorf	Def. Back	1977-79	1996
Ray Childress	Def. Line	1981-84	2010
Dat Nguyen	Linebacker	1995-98	2017
Jacob Green	Def. Line	1977-79	2019

Coaches

NAME	YEARS	ELECT
Dana X. Bible	1917; 1919-28	1951
Madison Bell	1929-33	1955
Homer Norton	1934-46	1971
Paul "Bear" Bryant	1954-57	1986
Gene Stallings	1965-71	2010
R.C. Slocum	1989-2002	2012

TEXAS SPORTS HALL OF FAME

NAME	POS.	YEARS	ELECT
Joe Rutt	player	1935-37	1952
John Kimbrough	player	1938-40	1958
Joel Hunt	player	1925-27	1958
Dana X. Bible	coach	1917; 19-28	1959
Madison Bell	coach	1929-33	1960
Homer Norton	coach	1934-46	1968
Dick Todd	player	1936-38	1968
Bill Henderson	player	1940-42	1974
J.V. "Siki" Sikes	player	1925-27	1977
John David Crow	player	1955-57	1982
Joe Utay	player	1905-07	1984
Gen. Bob Neyland	player	1915	1985
Field Scovell	player	1928	1985
Charles H. Moser	asst. coach	1974-80	1986
Jack Pardee	player	1954-56	1987
Ken Hall	player	1955-56	1994
Yale Lary	player	1948-51	1994
Emory Bellard	coach	1972-78	1995
Gene Stallings	player/coach	1954-56; 65-71	1996
Dave Elmendorf	player	1971-79	1996
O.A. "Bum" Phillips	asst. coach	1954-57	1999
Bobby Joe Conrad	player	1955-57	2003
R.C. Slocum	coach	1989-2002	2005
Ray Childress	player	1981-84	2008

Dat Nguyen	player	1995-98	2014
Charlie Krueger	player	1955-57	2014
Jacob Green	player	1977-79	2016
Dave Elmendorf	player	1968-70	2017
Gary Kubiak	player	1980-82	2018
Tony Franklin	player	1975-78	2019

COTTON BOWL HALL OF FAME

NAME	ELECTED
Johnny Holland, linebacker	2000
John Kimbrough, fullback	2000
Gene Stallings, head coach	2005
Dat Nguyen, linebacker	2007
Jackie Sherrill, head coach	2010
Kevin Murray, quarterback	2012
Quentin Coryatt, linebacker	2018

HISTORY

ACADEMIC HONORS

ACADEMIC ALL-AMERICANS

Jack Pardee1956
Charles Milstead1958
Dave Elmendorf1970
Steve Luebbehusen1971
Kevin Monk1976, '77
Kip Corrington1985, '86, '87
Seth McKinney2001
Cody Wallace2007
Michael Hodges2010

ACADEMIC ALL-CONFERENCE

(information unavailable prior to 1987 season)

SOUTHWEST CONFERENCE

1987	Kip Corrington	DB
	Basil Jackson	LB
	Craig Stump	QB
1988	Bill Cavanaugh	OL
	Lance Pavlas	QB
	Scott Slater	PK
1989	Lance Pavlas	QB
1990	Lance Pavlas	QB
	Greg Lakin	OL
1991	Greg Lakin	OL
1992	Kyle Maxfield	DB
1993	Kyle Maxfield	DB
1994	Gene Lowery	WR
	Kyle Maxfield	DB
	Tim Vordenbaumen	OL
1995	Dennis Allen	DB
	Stormy Case	QB

BIG 12 CONFERENCE

1996	Brandon Jennings	DB
	Jason Webster	DB
	Christopher Thierry	LB
	James Vincent	P
1997	Chris Cole	WR
	Ronald Patton	DB
	Chris Thierry	LB
1998	Greg Knutson*	TE
	Seth McKinney*	OL
	Evan Perroni*	DL
	Christian Rodriguez	LB
1999	Seth McKinney	OL
	Evan Perroni	DL
	Christian Rodriguez	LB
2000	Andre Brooks*	OL
	Sammy Davis	DB
	Michael de la Torre	TE
	Maurice Harris	RB
	Seth McKinney	OL
	Evan Perroni	DL
	Christian Rodriguez	LB
	Taylor Whitley	OL
	Cornelius Anthony*	LB
	Jarrod Penright*	LB
	Ty Warren*	DL
2001	Jay Brooks	DB
	Michael de la Torre	TE
	Mark Farris	QB
	Seth McKinney	OL
	Evan Perroni	DL
	Christian Rodriguez	LB
	Taylor Whitley	OL
	Chance Pearce*	SNP
	Cody Scates*	P/PK
2002	John Kirk	OL
	Tyre Post	RB
	Taylor Whitley	OL
	Matt Douglas	DB
	Blake Kendrick	LB
	John Pierson	PK
	Scott Stickane	LB
	Jaxson Appel	DB
	Thomas Carriger	TE
	Haven Massey	TE

	Tim Philbeck	WR
	Jesse Woods	WR
	Nick Losada*	DL
	Terrence Murphy*	WR
	Anthony Squillante*	DB
	David Ross*	DL
2003	John Kirk	OL
	Don Muhlbach	SNP
	Scott Stickane	LB
	Keith Joseph	RB
	Anthony Squillante	DB
	Frederick Woods	LB
	Todd Pegram	PK
	Chad Schroeder	WR
	Taylor Schuster	OL
	John Ray*	DB
2004	Dominique Steamer	TE
	Ryan White	DL
	Chris Yoder	OL
	David Anderson*	DB
	Chris Harrington*	DL
	Blake Kendrick*	LB
	Terrence Murphy*	WR
	Todd Pegram*	PK
	Chad Schroeder*	WR
2005	Ty Branyon	QB
	Jay Doerfler	PK
	Stephen McGee	QB
	Layne Neumann	PK
	John Ray	DB
	David Anderson*	RB
	John David Nicholson*	OL
	Chad Schroeder*	WR
	Cody Wallace*	OL
2006	Greg Boothe	RB
	Nathan Haile	LB
	Matt LaFon	DB
	Jordan Peterson	DB
	Cody Wallace	OL
	Stephen McGee*	QB
	Chad Schroeder*	WR
2007	David Latham	DB
	Stephen McGee	QB
	Jordan Peterson	DB
	Cody Wallace	OL
	Andrew Key*	TE
	Chris Yoder*	OL
2008	Justin Brantly	P
	Stephen McGee	QB
	Ryan Tannehill	WR
	Travis Schneider*	OL
2009	Ryan O'Bryant	FB
	Michael Shumard	OL
	Cole Graybill	FB
	Jordan Peterson	DB
	Ryan Tannehill	QB/WR
	Trent Hunter*	DB
	Matt Allen*	OL
	Derek Dumas*	LB
	Bradley Stephens*	RB
	Jeff Wood*	QB
2010	Cody Beyer	WR
	Ben Bredthauer	DS
	Blane Cheatham	DB
	Evan Eike	OL
	Ryan Epperson	P
	Michael Hodges	LB
	Roger Holland	OL
	Ryan Tannehill	QB/WR
	Steven Terrell	DB
	Anthony Vela	RB
	Randy Bullock*	PK
	Michael Ebbitt*	DL
	Michael Lamothe*	TE
	Spencer Nealy*	DE
	Hutson Prioleau*	TE
	Derrick Stephens*	LB
	Nick Trice*	WR
	Cody Williams*	DL
2011	Ben Bredthauer	SN
	Randy Bullock*	PK
	Steve Campbell*	DB
	Blane Cheatham	DB
	Tommy Dorman	TE
	Evan Eike	OL
	Ryan Epperson	P
	Trent Hunter*	DB
	Toney Hurd Jr.*	DB

Michael Lamothe*	TE
Jacob Russell	LB
Jonathan Stewart*	LB
Ryan Tannehill	QB
Steven Terrell	DB
Michael Walker	WR
Allen Woodum*	OL

* indicates 2nd team

SEC ACADEMIC HONOR ROLL

2012	Taylor Bertolet	PLK
	Devonta Burns	DB
	Ryan Epperson	P
	Alex Freeman	SNP
	Matthew Fritsche	DB
	Desmond Gardiner	DB
	Garrett Gramling	OL
	Dylan Guthrie	OL
	Clay Honeycutt	DB
	Shep Klinke	OL
	Michael Lamothe	TE
	Patrick Lewis	OL
	Jonathan Mathis	DL
	Jake Matthews	OL
	Sam Moeller	DB
	Uzoma Nwachukwu	WR
	Justin Ortega	SNP
	Michael Osadebey	LB
	Rylan Riney	DB
	Jacob Russell	LB
	Caden Smith	OL
	Ryan Swope	WR
	Steven Terrell	DB
	Allen Woodum	OL
2013	Taylor Bertolet	PLK
	Kirby Ennis	DL
	Alex Freeman	SNP
	Matthew Fritsche	DB
	Clay Honeycutt	DB
	Shep Klinke	OL
	Josh Lambo	PLK
	Ryan Lindblade	OL
	Jake Matthews	OL
	Conner McQueen	QB
	Boone Niederhofer	WR
	Kyle Serres	PLK
	Alex Sezer	DB
	Caden Smith	OL
2014	Kyle Allen	QB
	Jay Arnold	DL
	Taylor Bertolet	PLK
	Benjamin Compton	OL
	Deshazor Everett	DB
	Alex Freeman	DS
	Avery Genessey	OL
	Laquionte Gonzalez	WR
	Garrett Gramling	OL
	Chance Gray	RB
	J.J. Gustafson	OL
	Clay Honeycutt	DB
	Joshua Lambo	PLK
	Ryan Lindblade	OL
	Taylor Martinez	LB
	Jordan Mastrogiovanni	LB
	Conner McQueen	QB
	Boone Niederhofer	WR
	Cedric Ogbuehi	OL
	Alex Sezer	DB
	Caden Smith	OL
	Cameron Smith	LB
	Blaine Townsend	RB
	Brett Wade	LB
	Jonathan Wiggins	DB
2015	Taylor Bertolet	PK
	Jake Blount	LB
	Avery Genessey	OL
	Cullen Gillaspia	LB
	Peter Grady	PK
	J.J. Gustafson	TE
	Ben Huskinson	OL
	Nathan Kellman	OL
	Mac Labhart	LB
	Ryan Lindblade	OL
	Chad Loitz	OL
	Dakota Martin	OL
	Taylor Martinez	LB
	Conner McQueen	QB
	Kobe Miller	QB
	Josch Motley	WR
	Boone Niederhofer	WR
	Julien Obioha	DL

Dreagan Patterson	WR
Will Paulhill	DB
Christian Robertson	DS
Alex Sezer	DB
Keaton Sutherland	OL
Blaine Townsend	RB
Jordan Traylor	QB
James White	RB

2016	Drew Beakey	OL
	Justin Dworaczky	OL
	Kwame Etwi	RB
	Riley Garner	LB
	Cullen Gillaspia	LB
	Peter Grady	K
	Jamal Jeffery	WR
	Matthew Kirchner	TE
	Trevor Knight	QB
	Mac Labhart	LB
	Braden Mann	K
	Erik McCoy	OL
	Conner McQueen	QB
	Josch Motley	WR
	Boone Niederhofer	WR
	Speedy Noil	WR
	Will Paulhill	DB
	Colton Prater	OL
	Christian Robertson	DS
	Alex Sezer	DB
	Brayden Talbert	OL
	James White	RB

2017	Cagan Baldree	OL
	Andrew Beakey	OL
	Keldrick Carper	DB
	Kalvin Cline	TE
	Justin Dunning	DE
	Justin Dworaczky	OL
	Landry Estes	OL
	Kwame Etwi	RB
	Austin Frey	DS
	Riley Garner	LB
	Cullen Gillaspia	LB
	Kristofor Grimes	DL
	Grant Gustafson	OL
	Anthony Hines	LB
	Jared Hocker	OL
	Kingsley Keke	DL
	Matthew Kirchner	WR
	Mac Labhart	LB
	Braden Mann	K
	Dakota Martin	OL
	Erik McCoy	OL
	Damion Ratley	WR
	Andrew Riethman	K
	Tanner Schorp	TE
	Nicholas Starkel	QB
	Shane Tripucka	P
	William White	LB

2018	Cagan Baldree	OL
	Colten Blanton	OL
	Justin Dworaczky	OL
	Landry Estes	DL
	Kwame Etwi	RB
	Riley Garner	LB
	Carson Green	OL
	Mitchell Howard	LB
	Myles Jones	DB
	Daniel LaCamera	K
	Keath Magee	LB
	Braden Mann	P
	Erik McCoy	OL
	Dan Moore	OL
	Devin Morris	DB
	Jake Pagel	OL
	Cade Prendergast	DB
	Ryan Renick	TE
	Andrew Riethman	K
	Nicholas Starkel	QB
	Colton Taylor	QB
	Braden White	LB

2019	Cagan Baldree	FB
	Zach Calzada	QB
	Caden Davis	K
	Quartney Davis	WR
	James Foster	QB
	Galen Gallagher	OL
	Braden Mann	P
	Reese Mason	WR
	Luke Matthews	OL
	Dan Moore	OL
	RJ Orebo	DE
	Jake Pagel	OL
	Colton Prater	OL

Ryan Renick	TE
Andrew Riethman	K
Tyler Scoggin	WR
Seth Small	K
Hunter Smith	WR
Colton Taylor	QB
Braden White	LB

2020	Cagan Baldree	FB
	Daniel Bushland	WR
	Zach Calzada	QB
	Keldrick Carper	DB
	Nik Constantinou	P
	Galen Gallagher	OL
	Carson Green	OL
	Kenyon Green	OL
	Alan Guerrieri	PK
	Myles Jones	DB
	Braedon Kobza	OL
	Brady Marek	DB
	Reese Mason	DB
	Luke Matthews	OL
	Ryan McCollum	OL
	Dan Moore	OL
	Jake Pagel	DS
	Cade Prendergast	DB
	Devin Price	WR
	Isaiah Raikes	DL
	Ryan Renick	TE
	McCrae Rutledge	RB
	Seth Small	K
	Blake Smith	TE
	Thomas Spann	OL
	Colton Taylor	QB
	Dylan Taylor	WR
	Garrett Townsend	LS
	Braden White	LB
	Dylan White	WR

2021	Tunmise Adeleye	DL
	Drake Bhatia	PLK
	Randy Bond	PLK
	Tyler Bulthuis	QB
	Zach Calzada	DB
	Keldrick Carper	DB
	Connor Choate	DS
	Nik Constantinou	P
	Earnest Cornwover	RB
	Galen Gallagher	OL
	Jacob Graham	FB/DS
	Alan Guerrieri	P
	Houston Hummel	LB
	Myles Jones	DB
	Braedon Kobza	OL
	Reese Mason	WR
	Samuel Mathews	DB
	Luke Matthews	OL
	Justin Mellenbruch	TE
	Andrew Merrick	LB
	Travis Peppin	DL
	Grant Perry	OL
	Devin Price	WR
	Seth Small	PLK
	Ainias Smith	WR
	Will Smoot	DB
	Eli Stowers	TE
	Garrett Townsend	DS
	Max Wright	TE
	Matthew Wykoff	OL
	Alex Zettler	DB
	Trey Zuhn	OL

ALL-TIME LETTERWINNERS

A

Abbey, Dan R.....	1929, 30
Abbott, John A.....	1939
Abraham, Arthur A.....	1944, 45
Achane, Devon.....	2020, 21
Adair, Chad.....	1986, 87
Adame, David.....	2010
Adamek, Jody.....	1990
Adamek, Leslie (Trainer).....	2010
Adami, Buster.....	1967, 68, 69
Adams, Brent (Manager).....	1987, 88
Adams, Darrell.....	1979, 80, 81, 82
Adams, Jimmy.....	1967, 68, 69
Adams, Jorrie.....	2004
Adams, Kent.....	1980, 81
Adams, Ross (Trainer).....	2009
Adams, Sam.....	1991, 92, 93
Adams, Will.....	2005
Aday, Temple.....	1978, 79, 80, 81
Alaka, Otaru.....	2014, 16, 17, 18
Albright, Christine (Trainer).....	2001
Aldrich, Chad (Manager).....	2002
Alex, Keith.....	1988, 89, 90, 91
Alexander, Al (Manager).....	1974
Alexander, Brandon.....	2012, 13, 14
Alexander, Chris.....	2004, 05, 06, 07
Alexander, Scott.....	1917, 18, 19
Allen, Corey.....	1986
Allen, Dennis.....	1992, 93, 94, 95
Allen, Grady L.....	1965, 66, 67
Allen, Kyle.....	2015, 16
Allen, Matt.....	2009, 10
Allison, Bill.....	1984
Allison, J. Neely.....	1923, 24
Almaraz, Matt.....	2008
Alsbrook, O.D.....	1927, 28, 29
Altgelt, George A.....	1910, 11
Amedeo, Kip.....	1996
Anderson, Austin.....	2016
Anderson, David.....	2006
Anderson, Gary Lee.....	1950
Anderson, George D.....	1917
Anderson, Gerald R. (Manager).....	1953
Anderson, Luke.....	1999
Anderson, Percy J.....	1947
Anderson, Riley.....	2019
Andricks, Dennis B.....	1941
Andrus, Jason.....	1992, 94, 95
Angermiller, Roy L.....	1959
Anglin, M.H.....	1920
Anthony, Cornelius.....	1997, 98, 99, 2000
Anthony, Shane.....	1993
Appel, Jaxson.....	2002, 03, 04, 05
Appleby, David.....	1976, 77, 78, 79
Armbrister, Gary.....	1969
Armstrong, Adger.....	1975, 76, 77, 78
Armstrong, Antonio.....	1991, 92, 93, 94
Armstrong, Coy (Manager).....	1990, 91, 92
Arndt, Charles.....	1973, 74, 75
Arnold, D.C.....	1926
Arnold, Jay.....	2013, 14
Arnold, W.J.....	1913
Arterburn, Aaron.....	2009, 10
Arthur, Mike.....	1987, 88, 89, 90
Arthur, Tom.....	1983, 84
Asberry, Wayne.....	1982, 83, 84, 85
Aschenbeck, Harvey.....	1966, 67, 68
Ashley, Mike.....	1981, 82, 83
Askew, Nate.....	2010, 11, 12, 13
Askey, N.....	1919
Astin, Erwin H.....	1896, 97, 98, 99
Aston, James W.....	1930, 31, 32
Atkinson, Jason.....	1990, 91, 92, 93

Audish, William.....	1937, 38, 39
Ausbon, Jhamon.....	2017, 18, 19
Austin, Darrell.....	1982, 83, 84, 85
Avery, Frank.....	2008
Axcell, Matt (Trainer).....	1995, 97

B

Babalola, Yemi.....	2005, 06, 07
Baggs, Donnie.....	2011, 12, 13, 14
Bahlman, Blake (Trainer).....	2010
Bailey, Holly (Trainer).....	1997
Bairrington, David.....	1975
Baker, Danny.....	2008, 09, 10, 11
Baker, Keith.....	1975, 76
Baker, Paul (Manager).....	1974
Balcar, Danny.....	1985, 86, 87
Baldree, Cagan.....	2019, 20
Baldwin, Keith.....	1979, 80, 81
Balenti, Michael R.....	1909
Ballard, William R.....	1951
Ballentine, John R.....	1945, 46, 47
Bandy, David.....	1979, 80, 81
Bankhead, Josh.....	2021
Barfield, R.E.....	1931
Barthor, Warren.....	1987
Barker, John (Manager).....	1989
Barker, William O.....	1965
Barnes, George W.....	1909, 10, 11
Barnett, Billy Bob.....	1969
Barnett, Robert W.....	1965, 66
Barnett, Van.....	1979, 80, 81, 82
Barrera, Stephen.....	2009, 11
Barrett, Jamaal.....	2005
Barrett, James.....	1983, 84
Barrett, Ralph.....	1977
Barrett, Ray R.....	1952, 53, 54
Barry, Mark.....	1990
Bartlett, Z.W. Jr.....	1926, 27, 28
Bartley, Arthur N.....	1902
Bartley, Tony.....	1986, 87
Barton, Dorbandt J.....	1949, 50
Bass, Ben.....	2008, 10, 11
Bass, Justin.....	2012, 13, 14
Bateman, A.R.....	1910, 11
Bates, Gus.....	1939
Bates, Larry E.....	1964
Bates, Patrick.....	1991, 92
Bates, Robert G.....	1948, 49, 50
Batiste, Dana.....	1985, 86, 87, 88
Batson, Jonathan.....	2006, 08
Batts, Marcus.....	1992, 93
Baty, Robert B.....	1946, 47, 48
Baum, Spencer.....	1986
Baumgarten, Charles.....	1897, 98
Bautovich, Wes.....	2000, 01
Bayless, Frederick.....	1932
Beal, David.....	1977, 78, 79, 80
Beal, Glenn.....	2018, 19
Beam, Winston.....	1967, 70
Bean, Ernest (Bubba).....	1972, 73, 74, 75
Bean, Richie.....	2005, 08
Beard, Glenn G.....	1945
Beasley, Wyatt G.....	1910, 11, 12, 13
Beavers, Robby.....	1980
Beck, Kenneth.....	1956, 57, 58
Becker, Alex (Trainer).....	2010
Beeman, Del S.....	1904
Beesley, Ben B.....	1921
Beesley, E.G.....	1943
Beilharz, William.....	1901, 02
Beirne, Kevin.....	1993, 94
Belcher, Raymond.....	1978
Bell, Charles.....	1975, 76
Bell, Jim (Trainer).....	1979, 80

Bell, Luther E.....	1931
Bell, Tyree L.....	1910, 11, 12, 14
Bellar, Mike.....	1969, 70, 71
Belville, Vernon R.....	1942
Benjamin, Joseph W.....	1902, 03
Bennett, Gary L.....	1962
Bennett, James.....	1993, 94
Bennett, Martellus.....	2005, 06, 07
Bennett, Michael.....	2005, 06, 07, 08
Bennett, Phil.....	1976, 77
Bernard, Eric.....	1995, 96, 99
Bernard, Rocky.....	1997, 98, 99, 01
Bernay, Camp L.....	1903
Bernstine, Rod.....	1983, 84, 85, 86
Berry, Dean.....	1985, 86, 87
Berry, Greg.....	1980, 81, 82, 83
Berry, Murry P.....	1958, 59, 60
Berry, R.H.....	1924, 25
Bertolet, Taylor.....	2012, 13, 14, 15
Best, Boice Watts.....	1970, 71, 72
Best, Bruce Allen.....	1970
Beutel, H.W.....	1924, 25
Bevans, Tom.....	1983, 84
Beyer, Cody.....	2007, 10
Bible, Hollis U.....	1928
Bickford, Lee (Manager).....	1995, 96
Bickham, John (Manager).....	1996, 97, 98, 99
Bidne, Jayme (Trainer).....	1998
Biggins, Wilbert.....	1991, 92, 93, 94
Billingsley, Charles.....	1971
Bird, Max Dwayne.....	1970, 71, 72
Birdwell, Russ.....	1987
Bishop, Don.....	2009, 10
Bitner, Ben.....	2007
Bitters, Bob (Trainer).....	1981, 82
Black, Adam.....	2000, 01
Black, Jayson.....	1987, 88, 89, 90
Black, Marc.....	1969, 70, 71
Blackburn, George S. (Manager).....	1939
Blades, Alijah.....	2019
Blair, W.G.....	1952
Blake, Robert E.....	1905
Blake, Thomas M.....	1901, 02, 03
Blalock, Travis.....	1990
Blankenship, Tony.....	1974, 75
Blavier, Steve (Manager).....	1984, 85
Blessing, William.....	1939
Blumrick, Connor.....	2019, 20
Bob, Adam.....	1985, 86, 87
Boenig, Michael (Manager).....	2006, 07, 08, 09
Boenig, Ray (Manager).....	1975
Boettcher, Reinhardt B.....	1896, 03, 04
Bolcerek, Tommy.....	1988
Bonner, H.L.....	1913
Booker, Herbert.....	1979
Booth, Ellison S.....	1903
Boothe, Greg.....	2006
Boring, Joseph.....	1952, 53
Bost, Blake.....	2021
Boswell, James R.....	1948
Boudin, Steve (Trainer).....	1993
Bounds, James Y.....	1962, 63, 64
Boutwell, Jeff.....	1986
Bowden, Tim (Trainer).....	2002, 04, 05
Bowers, Alvin.....	1972, 73
Bowler, Sam E.....	1912
Box, Steve.....	1980, 82, 83
Boyce, C. William Jr.....	1905
Boyd, Hugh F. Jr.....	1939
Boyd, Joe M.....	1937, 38, 39
Boyd, Wm. O. Jr.....	1935, 36
Boykin, Andrew.....	2019, 20
Brack, Vance.....	1967
Bradberry, Ramsey.....	1989, 90, 91

Bradford, J.B.....	1923
Bradley, Roylin.....	1997, 98, 99, 2000
Bragg, Jason.....	1996, 97
Bransom, George E. Jr.....	1937, 38
Branly, Justin.....	2005, 06, 07, 08
Branyon, Ty.....	2004, 05, 06
Braselton, J.W.....	1924
Braumiller, N.M.....	1914, 15
Brawley, Lance (Trainer).....	1989
Breeding, Edward V.....	1964, 65, 66
Bredthauer, Ben.....	2009, 10, 11
Breedlove, H.M.....	1932, 33
Breihan, Stacy.....	1975, 77, 78
Brice, Ronald G.....	1960, 61, 62
Bridges, Drew.....	1998
Brinkley, Darren.....	1998
Britt, A. Rankin.....	1936, 37, 38
Britz, Reinard.....	2021
Broadus, Larry G.....	1959, 60
Brock, Chris (Trainer).....	2000
Brooks, André.....	2000, 01, 02
Brooks, Hugh.....	1914
Brooks, James.....	1994, 95
Brooks, Jay.....	1998, 99, 2000, 01
Brooks, Terrance.....	1984, 85, 86, 87
Brooks, Trey.....	2005
Broom, Guy.....	1984, 85, 86, 87
Brothers, David.....	1976, 77, 78, 79
Brotherton, John R.....	1962, 63, 64
Broughton, RoDerrick.....	1997, 98, 99, 2000
Broussard, Fred E.....	1953
Browder, Harris M.....	1939
Brown, Adam (Trainer).....	1997
Brown, Arkeith.....	2005, 06, 07, 08
Brown, Billy.....	1982, 83
Brown, Bobby.....	2018, 19, 20
Brown, Charles W.....	1914
Brown, Chris.....	1981
Brown, Darrell W.....	1954, 55, 57
Brown, Don.....	1996
Brown Jr., Eddie.....	2008, 09, 10, 11
Brown, J.E.....	1928, 29
Brown, J.S.....	1909
Brown, Japhus.....	2004, 05, 06
Brown, Jason (Manager).....	1999
Brown, Jesse.....	2016
Brown, Kam.....	2018
Brown, Kenny.....	2007, 08, 09, 10
Brown, Ke'shun.....	2018
Brown, Leandrew.....	1977, 78, 79, 80
Brown, Pierre.....	2005, 06, 07, 08
Brown, Quinton.....	1994, 95, 96, 97
Brown, Reaville M.....	1900, 01, 04
Brown, Reggie.....	1992, 93, 94, 95
Brown, Yulkeith.....	2021
Broyles, Marc.....	1995, 96, 97
Brubacher, Ross.....	1967, 68, 69
Bruton, Alfred L. (Manager).....	1954
Bruton, Mike.....	1973
Bryant, Domingo.....	1982, 83, 84, 85
Bryant, Goble W.....	1943
Bryant, Joseph "Red".....	2004, 05, 06, 07
Bryant, Kyle.....	1994, 95, 96, 97
Bryson, Chevar.....	2006, 07, 08, 09
Bucek, Felix A.....	1941, 42
Bucek, Roy E.....	1939, 40, 41
Buchanan, A.B.....	1939, 40
Buckley, Camron.....	2017, 18, 19
Buckley, Marcus.....	1990, 91, 92
Buckman, Tom.....	1966, 67, 68
Buckner, F.K.....	1921
Buhl, Jonte.....	2000, 01, 03, 04
Bujnoch, Glenn.....	1973, 74, 75
Bull, A.C.....	1915

Bullard, Steve.....	1990
Bullit, Melvin.....	2002, 03, 04, 05, 06
Bullitt, Jerry.....	1980, 81, 82, 83
Bullitt, Steve.....	1983, 84, 85, 86
Bullock, Randy.....	2008, 09, 10, 11
Bulovas, John.....	1989
Bulthuis, Tyler.....	2021
Bumgardner, Matt.....	1996, 97, 98, 99
Bumgardner, Tom.....	1983
Bunger, Mike.....	1969, 70, 71
Buntin, R.F. (Manager).....	1942, 47
Burchofsky, R.L.....	1943, 44, 45
Burditt, Jesse N.....	1943, 46, 47
Burger, George.....	1974
Burgess, Edwin B.....	1894
Burgess, Herschel E.....	1926, 27, 28
Burks, Steve.....	1969, 70, 71
Burleson, Russell W.....	1894
Burnett, John.....	1987
Burney, John W.....	1894
Burns, Darrace B.....	1914, 15, 16
Burns, Dennis.....	1983
Burns, Devonta.....	2013, 14, 15
Burrell, Charles.....	1991
Burton, Alan M. (Manager).....	1951
Bushland, Daniel.....	2021
Bussey, Kendall.....	2016, 17
Butler, Marvin N.....	1914
Byer, Sam A.....	1960, 61, 62
Bynum, Russell.....	1998

C

Caffey, Kenneth D.....	1964, 65, 66
Caffey, Kevin.....	1994
Caffey, Lee Roy.....	1960, 61, 62
Cafilisch, Chris.....	2009, 10
Calcott, George V. (Trainer).....	1962
Caldwell, Fred.....	1980, 81, 82
Callahan, A. Paul.....	1934
Callaway, David Earl.....	1970, 71, 72
Callcott, Wm. H. (Trainer).....	1964, 65
Callender, Richard.....	1948, 49
Calloway, Lorenzo.....	2008
Calzada, Zach.....	2019, 20, 21
Camp, James (Manager).....	1998
Campbell, Dan.....	1995, 96, 97, 98
Campbell, Jerry.....	1966, 67, 68
Campbell, Steven.....	2009, 10, 11, 12
Campbell, Tom.....	1988
Cangelose, Marty (Manager).....	1979, 80
Cannon, Billy.....	1980, 81, 82, 83
Cantu, Jarret.....	2008
Capers-Smith, DeShawn.....	2015, 16, 17, 18
Capt, Louis E.....	1952, 53
Caraway, Michael (Manager).....	2001, 02, 04, 05
Caraway, Ross (Manager).....	2000, 01, 02
Carpwell, John E.....	1913
Carlin, William J.....	1909
Carlson, Grady (Manager).....	1994, 95
Carlton, Lawton.....	1977
Carmony, T.J.....	1980, 81
Carpenter, Brian.....	1989
Carpenter, Marquis.....	2005, 06, 07
Carpenter, Miles.....	1899, 1900, 01
Carpenter, Ronnie D.....	1961, 62, 63
Carper, Keldrick.....	2017, 18, 19, 20, 21
Carr, Chuck.....	1977, 78, 79
Carr, Doug.....	1977, 78, 79, 80
Carrero, B.J. (Manager).....	1995, 96, 97
Carriger, Thomas.....	2001, 02, 03
Carroll, Mike (Trainer).....	1988
Carruth, Dennis Paschall.....	1970, 71, 72
Carruthers, B.V.....	1905
Carruthers, R.L.....	1919, 20, 21

Carson, C..... 1984
 Carson, Tra.....2013, 14, 15
 Carter, Doug..... 1989, 90, 91, 92
 Carter, Gerald..... 1978, 79
 Carter, Jason..... 2002, 03, 04, 05
 Carter, Ryan (Manager).....2006, 07, 08, 09, 10
 Carthey, Evan..... 2004
 Casas, René..... 1988, 89
 Case, Frank..... 1984, 86
 Case, Stormy..... 1993, 94, 95
 Cashion, James T..... 1944, 45, 46, 47
 Caskey, Robert D..... 1960, 61
 Caswell, Mike..... 1967, 68, 69
 Cauble, Richard C. III (Trainer)..... 1971
 Cauthorn, Sidney W..... 1958
 Cavanaugh, Bill..... 1986, 87, 88
 Cawthon, Frank W..... 1914
 Chaffee, Tom..... 1967
 Chambless, Jordan..... 2005
 Chaney, David (Trainer)..... 1984, 85
 Chapin, R. Tuck..... 1948, 49, 50
 Chapman, Caleb..... 2019, 20, 21
 Chappell, Tyreek..... 2021
 Charles, Kyle..... 2003
 Chatham, Kefa..... 1990, 91, 92, 93
 Chattman, Clifford..... 2016, 19
 Chavis, Billy..... 2007, 08
 Cheatham, Blane..... 2009, 10
 Cheek, Louis..... 1984, 85, 86, 87
 Cheek, Joseph..... 2012, 13, 14, 15
 Chesier, Kasey..... 2003
 Chevis, Reggie..... 2014
 Childress, Jay..... 1894
 Childress, Ray..... 1981, 82, 83, 84
 Childress, Trent..... 1988, 89
 Chiles, H.T..... 1894
 Choate, Connor..... 2019, 20, 21
 Choyce, Ken..... 1981
 Chriss, Klyde..... 2017
 Christensen, John L..... 1949
 Christian, J.P..... 1929, 30, 31
 Christner, Tom..... 1983
 Christopher, Todd Dennis..... 1970, 71, 72
 Church, Warren E..... 1937
 Claiborne, Darian..... 2013
 Clare, Gary (Trainer)..... 1983, 84
 Clark, Corey..... 2004, 05, 06, 07
 Clark, Gregory..... 1977
 Clark, Henry F..... 1955
 Clark, Michael V..... 1960, 61, 62
 Clark, Stuart..... 1981
 Clark, Willard W..... 1939
 Clay, Hayward..... 1992, 93, 94, 95
 Clear, Cameron..... 2013, 14
 Clement, Barton..... 2019
 Clemons, Micheal..... 2017, 19, 20, 21
 Clendennan, Robert J..... 1955, 56
 Cline, Calvin..... 2016, 17
 Coady, Rich..... 1995, 96, 97, 98
 Cole, Chris..... 1997, 98, 99
 Cole, Leon..... 1987, 88
 Coleman, Wiley L..... 1914
 Colgin, P.C..... 1926
 Collins, Bubba J..... 1964, 65
 Collins, Calvin..... 1993, 94, 95, 96
 Collins, Ellison..... 2000
 Collins, H.W..... 1916, 17
 Collins, Melvin..... 1986, 87
 Collins, Ray (Manager)..... 1978
 Collins, William A..... 1914, 15
 Colon, Chris..... 1992, 93, 95
 Compton, Ben..... 2011, 12, 13, 14
 Conatser, William E..... 1938, 39, 40
 Congel, Robert..... 2017
 Connell, Albert..... 1995, 96
 Connelley, R.E..... 1932
 Conoley, Odell M..... 1933, 34
 Conover, Brooks W..... 1928, 29

Conrad, Bobby J..... 1955, 56, 57
 Constantinou, Nik..... 2019, 20, 21
 Cook, Greg..... 1991, 92
 Cooley, Arthur..... 1967, 68
 Coolidge, David..... 1986
 Cooper, Brad..... 1992
 Cooper, Edgerrin..... 2020, 21
 Cooper, Jeff (Trainer)..... 1972
 Cooper, John..... 1988, 89
 Copeland, Cedric D.K..... 1948, 49
 Corbin, Jashaun..... 2018
 Corey, Michael..... 2007
 Cornell, Albert L..... 1905, 06, 07
 Corona, Craig (Manager)..... 1986, 87
 Corrington, Kip..... 1984, 85, 86, 87
 Cortez, Roberto..... 1965, 66, 67
 Coryatt, Quentin..... 1990, 91
 Coryatt, Sean..... 1996, 97, 98, 99
 Cosser, Ryan (Manager)..... 1998, 99, 2000, 01, 02
 Costar, Gary..... 1987, 88
 Coston, F.M..... 1936, 37, 38
 Coulter, Hiram T..... 1894
 Couser, W.L..... 1933, 34
 Cousins, R.W..... 1898
 Covell, Laura (Trainer)..... 2005, 07
 Cover, Robert J..... 1903
 Cowley, Harold E..... 1939, 40, 41
 Cox, Jessie..... 1990, 92
 Cox, Lester (Manager)..... 1967
 Cox, Travis (Trainer)..... 1975
 Cox, Truman D..... 1942
 Cox, William E..... 1896
 Craig, George W..... 1960, 61
 Craig, James, W. Jr..... 1962, 63
 Crane, Quincy (Trainer)..... 2006
 Cretcher, J.C..... 1908, 09, 10
 Crooms, Chris..... 1988, 89, 90, 91
 Crossman, Jerry M..... 1950, 51, 52
 Crouch, Robert..... 1984
 Crow, Floyd A..... 1914
 Crow, J.W..... 1932
 Crow, John David..... 1955, 56, 57
 Crow, M.O..... 1934, 35
 Crowley, Brad..... 1994, 95, 96, 97
 Crownover, Earnest..... 2020, 21
 Crutchfield, Eric..... 2001, 02
 Crutsinger, Larry L..... 1961
 Cryer, Karissa (Trainer)..... 2007
 Cummings, Charley M..... 1931, 32, 33
 Cummings, Leslie L..... 1934, 35, 36
 Cunningham, Pat..... 1988, 89
 Cunningham, Qualen..... 2014, 15, 16, 17
 Cupp, Baylor..... 2021
 Curbello, Jimmy (Trainer)..... 1979
 Cure, Wayne O..... 1942
 Curington, Lloyd D..... 1964, 65, 66
 Curry, Sedrick..... 1996, 97, 98, 99
 Cushman, Cecil A..... 1912
 Cuthrell, J.H..... 1928

D

Daimler, Christian..... 2017
 Dale, Ivan..... 1906, 07
 Dale, Jay..... 1977, 79
 Dale, Jesse D..... 1905, 06, 07
 Daniel, Dan..... 1996
 Daniel, Edwin R..... 1946, 47, 48
 Daniel, Thomas C..... 1944, 45
 Daniels, James..... 1973, 74
 Daniels, Leo H..... 1941, 42, 46
 Dansby, M.W..... 1924
 Dansby, N.J..... 1923, 24, 25
 Darbyshire, Russell O..... 1908
 Darley, David..... 2017
 Darnell, Grant S..... 1943, 44, 45
 Darwin, Matt..... 1981, 82, 83, 84
 Darwin, William B..... 1957, 58, 59
 Dausin, Bryan..... 1979, 81, 82

Dausin, Chris..... 1991, 92, 93
 Dausin, Randy..... 1983, 84, 85
 Davis, Alan (Trainer)..... 1991, 92
 Davis, Caden..... 2019, 20, 21
 Davis, Cory..... 2007, 08
 Davis, Dan..... 1978, 79, 80, 81
 Davis, David..... 1991, 92
 Davis, James M..... 1902
 Davis, Jeff (Trainer)..... 1981
 Davis, Jewel..... 1919
 Davis, Jordan..... 2015
 Davis, Quartney..... 2017, 18, 19
 Davis, Robin..... 1969
 Davis, Sammy..... 1999, 2000, 01, 02
 Davis, Tank..... 2016
 Davis, Victor..... 2014, 15
 Davis, W.E..... 1927, 28, 30, 31
 Dawkins, Marvin H..... 1963, 64
 Dawson, John..... 1978, 79, 81
 Dawson, Oran..... 1931
 Dawson, William H..... 1938, 39, 40
 De La Garza, Aldo..... 2002, 03, 04, 05
 De La Piedra, Johathan (Trainer)..... 2007
 de la Torre, Michael..... 1999, 2000, 01
 Dean, Don..... 1972
 Dean, James S. (Manager)..... 1905
 Dean, Jeff (Trainer)..... 1993
 Dean, Jimmy..... 1973, 74, 75, 76
 Deaton, Thomas Weldon..... 1970
 Debenport, Dan..... 1989
 DeBusk, Kelly S..... 1964
 Decker, Jack (Trainer)..... 1968
 Deere, Donald R..... 1943
 Deffebach, J.A..... 1926, 27
 Delery, H.B..... 1928, 29
 DeLong, Raleigh..... 1914
 Demas, Demond..... 2020, 21
 Dendy, Billy G..... 1955
 DeNiro, Mike..... 1968, 69
 Dennard, Mark..... 1975, 76, 77
 Denton, Dean M..... 1945
 Descant, Dennis..... 1989
 DeSilva, Jim..... 1981
 Deutsch, Ben (Manager)..... 2010
 Dew, Michael D..... 1964
 Dew, Bobby W..... 1947
 DeWare, Charles A. Sr..... 1905, 06, 07, 08
 DeWare, Charles A. Jr..... 1934, 35, 36
 DeWare, Robert R..... 1899, 1900, 01
 DeWitt, Bernard John III..... 1970
 DeWitt, Mike (Manager)..... 1973
 Dickey, Curtis..... 1976, 77, 78, 79
 Dickey, Grant..... 2004, 05, 06
 Dickey, Leonard M..... 1941, 45, 46
 Dickie, Byron H..... 1914
 Dickson, Preston..... 1977, 78, 79
 Diesch, Kellen..... 2018
 Dieterich, A.F..... 1920, 21
 Dieterich, B.R. (Manager)..... 1997, 98
 Dietrich, L.G..... 1924, 25, 26
 Dietz, Amy (Trainer)..... 2010
 Diggs, Fadil..... 2020, 21
 Dillon, Greg..... 1984, 87
 Dillon, Paul G..... 1962
 Dittman, Henry..... 1937, 38
 Dixon, Alton..... 2005, 06, 07, 08
 Dixon, Robert H..... 1951, 52
 Dockery, Seth..... 1988, 89, 90, 91
 Dodge, Mark..... 2006, 07
 Dodson, Tyrel..... 2016, 17, 18
 Doerfler, Jay..... 2005
 Dolezal, Brice..... 2012, 13, 15
 Dollar, Roy I..... 1952
 Dominique, G.C..... 1931, 32, 33
 Donahue, Johnnie..... 1976, 77, 78
 Dorman, Tommy..... 2009, 10, 11
 Dorsay, Adren..... 2009
 Dorsey, R.R..... 1927, 28, 29

Doucet, Raymond L..... 1957, 58
 Douglas, Matt..... 2002
 Dowell, David..... 1982, 83, 84, 85
 Dowell, George S..... 1897
 Doyle, Antonio..... 2020
 Drake, C.R..... 1918, 19, 20
 Dreiss, Ed, Jr..... 1910, 11
 Drennan, James L..... 1962, 63, 64
 Driver, Trent..... 1994, 95, 96, 97
 Dubcak, James Louis..... 1970, 71
 Dubisson, Lydia (Manager)..... 1995
 DuBois, H.V..... 1921, 22, 23
 Dudley, Edward R..... 1955, 58
 Dumas, Derek..... 2007, 09
 Duncan, William M..... 1938, 39
 Dunn, Ralph B..... 1903
 Dunning, Justin..... 2015, 17
 Dupree, Calvin R..... 1947, 48
 Durham, Landis..... 2015, 16, 17, 18
 Dusek, Ed D..... 1942, 46, 47
 Dusek, John Bradley..... 1970, 71, 72
 Dworaczyk, Justin..... 2018
 Dwoskin, Blake..... 1987
 Dwyer, Tom J..... 1908, 09, 10
 Dwyer, W.F..... 1897, 98

E

Easley, Robert A. Jr..... 1953, 54
 Ebbitt, Michael..... 2010
 Eberle, A.A..... 1943, 44
 Ebrom, Edwin..... 1969, 70, 71
 Eddington, Ashley..... 1984, 85
 Eder, Katrina (Trainer)..... 2009
 Edmondson, Larry..... 1981
 Edwards, Ben (Manager)..... 2007, 08, 09, 10
 Edwards, Brian..... 1987, 88
 Edwards, Bryan..... 1988
 Edwards, Kristi (Trainer)..... 1996
 Edwards, Ronald..... 1997, 98, 99, 00
 Eenigenburg, Todd..... 1990
 Ehrlert, Melvin (Trainer)..... 2008
 Eike, Evan..... 2008, 09, 10, 11
 Eillers, Joseph A..... 1960, 61
 Eitt, Henry W..... 1922
 Elam, John..... 1987
 Elam, K.C..... 1917, 18
 Elam, Roney..... 2016, 17, 18, 19
 Elder, Jim M..... 1902
 Elder, Kirk..... 2004, 05, 06, 07
 Elkins, John..... 1981, 82, 84
 Elledge, Jerry R. (Trainer)..... 1961
 Elliott, Jay..... 1991, 92
 Ellis, Cedric..... 1981
 Ellis, Donald E..... 1952, 53
 Ellis, Herbert W..... 1944, 45, 47, 48
 Ellis, J.P. (Manager)..... 1966
 Ellis, Kevin..... 1989, 90
 Ellis, Larry..... 1971, 72, 73
 Ellis, Noel..... 2013, 15, 16
 Ellis, Oscar L..... 1907
 Ellisor, John..... 1988, 90, 91, 92
 Elmendorf, Dave..... 1968, 69, 70
 Eluemunor, Jermaine..... 2015, 16
 Emerson, Steve..... 1992, 93, 94
 Emmitte, Aimee (Trainer)..... 2006
 Endsley, Clint (Manager)..... 2004, 05, 06
 Endsley, Lindon C..... 1964
 England, Eric..... 1990, 91, 92, 93
 Engle, William F..... 1945
 Ennis, Kirby..... 2009, 2011, 12, 13
 Epperson, Ryan..... 2009, 10, 11, 12
 Epstein, J.W. (Trainer)..... 2000
 Erhard, Earl..... 1900
 Erickson, Jalmer L..... 1961, 62
 Ermis, Harvey J..... 1964
 Eschenberg, Arthur C..... 1914, 15
 Esquivel, Carlos..... 1956, 57
 Estes, Daniel (Trainer)..... 2001

F

Estes, Landry..... 2018
 Estes, Teddy J..... 1958, 59, 60
 Etwi, Kwame..... 2015, 16, 18
 Evans, A.J..... 1921, 22, 23
 Evans, David (Trainer)..... 1977
 Evans, Greg (Manager)..... 1989, 90
 Evans, Justin..... 2015, 16
 Evans, Mike..... 2012, 13
 Evans, Rick (Trainer)..... 1973
 Evans, Robert D..... 1961, 64
 Evans, Scott (Manager)..... 1990, 92, 93
 Everett, Deshazor..... 2011, 12, 13, 14
 Everett, G. Dudley..... 1912, 13, 14
 Ewell, W.L..... 1928

F

Faber, Benny H..... 1914
 Fails, Brandon..... 2002
 Farmer, Derek..... 2001, 02, 03
 Farr, Reso..... 1896, 97
 Farrar, Jeff..... 1980, 81, 82
 Farrar, Troy (Trainer)..... 1988
 Farrell, Rawley..... 2007
 Farris, Mark..... 1999, 2000, 01, 02
 Fatheree II, Reuben..... 2021
 Feagin, Curt (Video)..... 2005
 Featherston, Matt..... 2007, 08, 09
 Felts, Catherine (Trainer)..... 2009
 Ferguson, Robert..... 2000
 Few, Jon W..... 1958, 60
 Fields, Edgar..... 1974, 75, 76
 Fields, Mike..... 1969, 70
 Figari, E.E..... 1927
 Fillippa, Paul (Trainer)..... 2005
 Finley, Bruce Kent..... 1970, 71, 72
 Finney, Sharron (Trainer)..... 1999
 Fischler, Chris..... 1990
 Fisher, Blake (Manager)..... 1999, 2000
 Fisher, Donnie..... 1980, 82
 Fisher, Franklin C..... 1960, 61
 Fister, Lynn..... 1967, 68
 Flanagan, Marion D..... 1943, 46
 Fleming, Patrick..... 2002
 Flemming, Oschlor..... 2000, 01, 02, 03
 Flemons, Ronald..... 1997, 98, 99, 2000
 Fletcher, Pierce H..... 1963, 65, 66
 Flinchem, James M..... 1907, 10
 Flinn, Pat..... 1979, 80
 Flores, Elida (Trainer)..... 1996
 Flournoy, James..... 1990
 Flowers, James..... 1983, 84, 85, 86
 Flowers, James L..... 1948, 49, 50
 Floyd, J.G..... 1928, 29, 30
 Floyd, Mike..... 1974, 75
 Fly, Lindsey (Trainer)..... 2004
 Foldberg, Henry C..... 1942
 Foldberg, John D..... 1945
 Foliaki, Lee..... 2004, 05
 Fontenot, Jerry..... 1985, 86, 87, 88
 Foote, J.M..... 1911, 12
 Force, Henry H..... 1939
 Ford, Bobby (Manager)..... 1995, 96
 Ford, Chris..... 1985, 86
 Ford, J.P..... 1996
 Ford, Keith..... 2016, 17
 Ford, Ken..... 1983, 84
 Ford, M.H..... 1917
 Ford, William J..... 1962, 63, 64
 Forey, Leonard..... 1969, 70, 71
 Forgason, J.Y..... 1922, 23, 24
 Forgasard, Charles H..... 1909
 Forker, Jake (Trainer)..... 2000
 Foster, Bryce..... 2021
 Foster, Edmund J..... 1902, 03, 04, 05
 Foster, H..... 1899, 1900
 Foster, James..... 2019
 Foster, John (Trainer)..... 1979, 80
 Foster, Kermit..... 1980, 81, 84

Fowler, E. Odell	1932, 34
Fowler, James B.	1949, 50, 51
Francis, Keith	1990
Franklin, Carter L.	1958, 59, 60
Franklin, Eric	1984, 85
Franklin, Johntel	2012
Franklin, Tony	1975, 76, 77, 78
Franks, Kerry	2004, 05, 06, 07
Frantzen, Chad	1998, 99
Fraze, Dick	1977
Frazelle, Billy J. (Trainer)	1951
Frazier, Derrick	1989, 90, 91, 92
Frazier, Matt (Trainer)	2004
Frederick, Terrence	2008, 09, 10, 11
Freeman, Alex	2013, 14
Freeman, Matt	1974, 75, 76
Fronk, Paul	2007, 08
Freiling, Wayne E.	1959, 60, 61
Frey, Austin	2015, 16, 17, 18
Frey, Richard H.	1950, 51, 52
Fronk, Dave	1988
Frost, Robbie	2007, 08
Fry, David	1987
Frymire, Tom (Manager)	1987
Fuller, Jeff	1980, 81, 82, 83
Fuller, Jeff	2008, 09, 10, 11
Fuller, Travon	2017, 18, 19, 20

6

Galaviz, Alberto (Trainer)	2008
Gallagher, Galen	2020, 21
Galloway, Gerald	1978
Galloway, Meggan (Trainer)	2004
Galloway, Scott (Trainer)	1995, 96, 98
Gamble, Brian	1999, 2000, 01, 02
Gantt, Greg (Manager)	1980, 81
Gardemal, Richard L.D.	1949, 50, 51
Gardiner, Desmond	2010, 11, 12
Gardner, John	1969, 70, 71
Gardner, Seth	2011
Garner, Riley	2015, 16, 17, 18
Garner, Robert A.	1958
Garner, Tavares	2013, 14
Garrett, Myles	2014, 15, 16
Garrett, Shane	1988, 89, 90
Garrett, T.H.	1897, 98, 99, 1900
Garrison, Chris	1985, 86
Garrity, John	1913, 14, 15
Garth, J.W.	1918
Gary, R.J.	1943, 44, 46, 47
Gay, Richard C.	1956, 57, 58
Gbunlee, Aмос	2005, 06, 07, 08
Gebhart, P.C.	1899, 1900
Geer, Carl E.	1939
Geer, W.E.	1943, 44, 45
Gennessy, Avery	2015, 16
Gentry, Dawon	2000, 01
George, Brian	2020
George, Claude	2015, 16
Gerasimowicz, Robert W.	1970, 71
Germany, Quinlin	2003, 04, 05
Germany, Stacy (Manager)	2002
Gerrity, Johnny	1913, 14
Giamfortone, Sam	2012
Gibas, Corey	2006, 07, 08, 09
Gibson, Charles B.	1943
Gilbert, Jardin	2021
Gilbert, John R.	1955, 56, 57
Gilbert, O'Neil	1985, 86, 87, 88
Gilbert, Warren A. (Manager)	1907
Gilbert, Warren A. Jr. (Manager)	1946, 47
Gilby, John	1990
Giuffan, Max D.	1914, 15, 16
Gill, E. King	1922, 23
Gillar, George E.	1955, 56
Gillaspia, Cullen	2016, 17, 18
Gillis, Alton	1991

Gillmore, L.M.	1917
Gillum, Lee (Trainer)	1987, 88
Gilman, Greg (Trainer)	1982, 83
Glendenning, Craig	1973, 74, 75, 76
Glenn, Aaron	1992, 93
Glenn, Jason	1997, 98, 99, 00
Glenn, Ronnie	1985, 86, 87
Godwin, W.G.	1933
Godwin, Willis H. Jr.	1957, 58, 59
Goehring, Allen G.	1957, 58, 59
Goehring, Dennis H.	1954, 55, 56
Goff, Robert E.	1944, 48, 49
Golansinski, Joe A.	1932
Gold, Marcus	2008, 09
Golden, Isaiah	2013
Golson, Kyle	1977, 78, 79
Gonzalez, Laquvionte	2013, 14
Goode, Robert L.	1945, 46, 47, 48
Goodman, Chase (Manager)	2009, 10
Goodman, Rhett (Manager)	2008, 09, 10
Goodson, Michael	2006, 07, 08
Goodwin, Hunter	1994, 95
Goodwin, Tommy	1970, 71
Goosby, Sara (Manager)	2002
Gorner, Danny	2005, 06, 07, 08
Gosney, Robert R.	1953
Gouger, G. Bryan	1917, 19, 20
Gough, Carl	1967, 68
Gowens, Geoff (Trainer)	1998, 99, 2001
Gowens, Ryan (Manager)	1999, 2000, 01, 02
Goynes, Dwain	1999, 2000, 01, 02
Graham, Jacob	2021
Graham, M.C.	1916
Graham, Mark	1983
Graham, Reggie	1991, 92, 93, 94
Graham, Thomas	1981, 82
Gradinger, Garrett	2013, 14
Granger, Jeff	1991, 92
Grant, Donald G.	1955
Graves, Delbert (Trainer)	1997
Graver, Riley L.	1931, 32
Graves, Ray D.	1951, 52
Gray, Chris (Manager)	2006, 07
Gray, Cyrus	2008, 09, 10, 11
Gray, Frank M.	1900, 02
Gray, George W.	1944, 45
Gray, George William	1958
Gray, Tim	1973, 74
Graybill, Cole	2009
Green, Carson	2017, 18, 19, 20
Green, Jacob	1977, 78, 79
Green, Kenyon	2019, 20, 21
Green, Mark	1971, 72
Greene, Renuel	2004, 05
Greene, Taylor H. (Manager)	1954
Greeno, David	1973, 74, 75
Greer, Donovan	1993, 94, 95, 96
Gregg, Devin	2005, 06, 07, 08
Gregory, J.C.	1933
Gregory, Jarrett (Trainer)	2006
Gregory, Thomas	1976, 78, 79
Greiner, Max G.	1947, 48, 49, 50
Griesenbeck, C.T.	1917
Griffin, Mike (Trainer)	1974
Grimes, Lee	2007, 08, 09
Grimmer, Gib (Manager)	1979, 80
Grissom, Roy J.	1910
Groce, Clif	1991, 92, 93, 94
Groff, Jacob	2019
Gruben, Gary	1968
Grudt, Darren	1988, 89
Gruulich, Carl	1976, 77, 78, 79
Gunnels, Roy	1967
Gurley, Matt	1986, 87, 88
Guseman, Oliver J.	1931
Gustafson, J.J.	2014
Haynes, Josh (Manager)	2004, 05, 06, 07
Haynes, Marlin	1990, 91

Guthrie, Keith	1980, 81, 82, 83
Guthrie, Zach	1976, 78, 79, 80
Gwin, Clinton D.	1950

H

Haack, Gary	1974, 75, 76
Haas, Raymond A. Jr.	1952
Hackradt, Koby	1994, 95, 96, 97
Haddox, Bennie R.	1972, 73, 74
Hagerty, Paul	1978
Hail, George (Trainer)	1959
Haile, Nathan	2006
Hale, Gordon	1983
Hale, Lloyd R.	1954, 55, 56
Hall, Charles L.	1952, 54
Hall, Daeshon	2013, 14, 15, 16
Hall, Danté	1996, 97, 98
Hall, Luther H.	1958
Hall, Robert L.	1938
Hallman, Curley	1966, 67, 68
Hallman, Leroy	1983
Hallmark, James L.	1943, 46
Hallmark, Kenzy D.	1950
Halton, Bart U.	1948
Halton, Guy V.	1904, 05
Hamilton, Jimmy	1976, 77, 78, 79
Hamilton, Louis A.	1906, 07, 08, 09
Hamner, Stayton W.	1902, 03
Hampton, Gary Wayne (Manager)	1977
Hampton, Keith (Manager)	1983
Hampton, Neil (Manager)	1979
Hand, Floyd	1942
Hangartner, Geoffrey	2002, 03, 04
Hanick, C.F.	1905
Hanna, Howard E.	1903, 05
Hanna, T.W.	1922, 23
Hansford, Aaron	2017, 19, 20, 21
Hanson, Allan	1968, 69
Hardeman, D'Andre	1995, 96, 97, 99
Hardin, Eddie	1975, 76, 77
Hardin, Ryan (Manager)	2006, 07, 08, 09
Hardman, J.J.	1922
Hardy, David	1979, 80, 81, 82
Hargett, Edd	1966, 67, 68
Hargett, George W.	1961, 62, 63
Harmon, Deuce	2021
Harper, James L.	1960, 61, 62
Harrington, Chris	2004, 05, 06, 07
Harris, Adam (Manager)	1999, 2000, 01
Harris, Barney	1967, 68, 69
Harris, David B. (Manager)	1905, 09
Harris, De'Vante	2012, 13, 14, 15
Harris, Dustin	2009, 10, 11, 12
Harris, Jay (Trainer)	1981
Harris, Joey	1983
Harris, Rod	1985, 86, 87, 88
Harris, Ryan (Manager)	2008, 09, 10
Harris, Will	2007, 08
Harrison, Jarvis	2011, 12, 13, 14
Harrison, R.H. Jr.	1918, 19
Harrison, Tony	1990, 91, 92, 93
Harrison, Tyler	1991, 92, 93
Hart, Lilliard D.	1945
Hart, William T.	1945
Hartley, Wally	1986, 87, 88, 89
Hartman, Jim	1973, 74, 75
Harvey, Karl	1983
Harvey, Nick	2014, 15, 16
Harvey, Randy	1977, 78, 79
Hauerland, Leroy	1967, 68
Hauser, Henry	1938, 39, 40
Haverda, Lance	1983, 84, 85, 86
Hawkins, Donte	1995, 96
Hawkins, Jimmie	1982, 83, 84, 85
Hayes, Lester	1973, 74, 75, 76
Haynes, Johnathan	2008
Haynes, Josh (Manager)	2004, 05, 06, 07
Haynes, Marlin	1990, 91

Hays, Scott	1979, 80
Headrick, Harry (Trainer)	1975
Heard, Kellen	2006, 07, 08
Heard, Marcus	1994, 95, 96, 97
Heath, David (Trainer)	1975
Heath, Eddie	1976, 77, 78
Heaton, Robert (Trainer)	1985, 86, 87
Heck, David (Trainer)	1989, 90, 91, 92
Hector, Johnny	1979, 80, 81, 82
Heibel, Jessica (Manager)	2008, 09, 10
Heidelberg, Frank T.	1907, 08
Heimann, Chester E.	1939
Heimuli, Semisi	1996, 97, 98, 99
Henderson, Daniel E.	1955
Henderson, Mike (Manager)	1991, 92
Henderson, Robert W.	1940, 41, 42
Henderson, Zaycoven	2014, 15, 16, 17
Hendricks, Michael	1991, 92, 93, 94
Hendrickson, Glenn	1983, 85
Henke, Charles E.	1938, 39, 40
Henry, Patrick	1989, 91
Henry, Peter C.	1939
Herman, Odell C.	1938, 39, 40
Hernandez, Frank P. (Manager)	1958
Herold, Brian (Manager)	1990
Herr, Joey	1969, 70, 71
Herring, Julian C.	1950
Herrold, Brian (Manager)	1989
Hess, Janet (Trainer)	2006
Hewitt, W.W.	1930, 31, 32
Hicks, Nehemiah	2010, 11, 12, 13
Higginbotham, G.H.	1912
Higginbotham, Roswell G.	1917, 19, 20
Higgins, Norton	1944, 45, 46, 47
Hightower, Jami	2001, 02, 04, 05
Hill, Carl R.	1949
Hill, David	1979, 80, 81
Hill, Greg	1991, 92, 93
Hill, Kenny	2013, 14
Hill, Russell E.	1959, 60, 61
Hill, Walter R.	1950, 51, 52
Hillard, A.J.	2015
Hillhouse, Andy L.	1948, 50
Hillje, Bubba	1988, 89
Hines, Anthony III	2017, 19
Hinnant, Barb	1969, 70
Hinojosa, Greg (Trainer)	2005
Hinze, Ray G.	1962, 63, 64
Hitchcock, Konnor	2019
Hitt, Lee Ellison	1970, 71
Hobbs, Bill	1966, 67, 68
Hocker, Jared	2017, 18, 19, 20
Hodge, Charles H.	1950, 51
Hodge, Leroy	1996, 97, 98, 99
Hodge, Stephen	2004, 05, 06, 07
Hodges, Gene (Trainer)	1971
Hodges, Michael	2009, 10
Hoermann, Grady	1970, 71, 72
Hogan, George A.	1960, 61
Hohn, Caesar	1909, 10, 11, 12
Hohn, Charles M.	1943
Holder, Leonard D.	1941
Holder, Shea	1997, 98, 99
Holditch, Murry W.	1949, 50
Holdman, Warrick	1995, 96, 97, 98
Holland, Johnny	1983, 84, 85, 86
Holland, Roger	2007
Holley, Jeff	1983, 84, 85, 86
Holiday, T.C.	1911
Hollmig, Stanley E.	1946, 47
Holmes, Doug	1977, 78, 79
Holmes, J.G.	1927
Holmes, R.C. (Manager)	1947, 48
Holmes, Sabian	2012, 13, 14, 15
Honeycutt, Clay	2011, 13, 14
Honeycutt, Lynn	1978, 79
Honore, Jerry	1973, 74

Hood, Billy (Trainer)	1983, 84
Hooker, Roger M.	1907, 08, 09
Hooper, Clarence D.	1950, 51, 52
Hooper, Lawrence	2003, 05
Hoot, David	1969, 70, 71
Hope, George N.	1902
Hopkins, Jerry W.	1960, 61, 62
Horn, Shun	1995, 96, 97, 98
Hornsby, H.R.	1930, 31
Horry, Camron	2019
Horton, Larry	1987, 88, 89, 90
Housley, Wendell	1966, 67, 68
Houston, Brandon	1995, 96, 97
Howard, Albert L.	1964, 65, 66
Howard, Antonio	2017, 18
Howard, Mitchell	2019
Howard, Thomas V. Jr.	1956, 57, 58
Howard, Todd	1983, 84, 85, 86
Howell, John C.	1944, 46, 47
Howse, James	1985, 86
Hoyl, Basil L. (Manager)	1942
Hubby, Ronnie G.	1972, 73, 74, 75
Hubenak, Jake	2015, 16, 17
Huddleston, Billy P.	1953, 54, 55
Hudeck, Russell R.	1949, 50, 51
Hudgins, Charles M.	1950
Huff, Jeff	1987, 88
Huff, Leslie N. (Manager)	1907
Huggins, Alan K.	1960, 61
Huggins, Harold	1987
Hull, Burt E. (Manager)	1904
Hullin, Paul	1972, 73, 74
Hullinger, Philip	1990
Hunnicut, Jesse	1974, 75, 76
Hunnicut, Jesse	1999, 2000, 01, 02
Hunt, O. Joel	1925, 26, 27
Hunter, Derick	2019, 20
Hunter, Trent	2008, 09, 10, 11
Hunter, Wesley (Manager)	1997, 98, 99, 2000, 01
Huntington, Bobby N.	1960, 61, 62
Hurd Jr., Toney	2010, 11, 12, 13
Hyde, Jeffrey	2009, 11
Hyde, Walter	1900, 01

I

Iheanacho, Frank	2014, 16
Ifedi, Germain	2013, 14, 15
Inglehardt, Tanner (Manager)	2001
Ingllett, Daniel	2012
Irby, Jimmie	1995, 96
Irvin, Barlow	1923, 24, 25
Irwin, B.M.	1932
Ivy, Kyle	1990

J

Jack, Gwen (Trainer)	2000
Jack, Jason	2004, 05, 06
Jackson, Basil	1985, 86, 87, 88
Jackson, Brandal	2009, 10, 11
Jackson, Brian	2018
Jackson, Buddy	2018
Jackson, Darrell	2014
Jackson, Earnest	1979, 80, 81, 82
Jackson, Keelan	2001, 02, 03, 04
Jackson, Kenyon	2020, 21
Jackson, Lance	1983, 84, 85
Jackson, Larry	1991, 92, 93, 94
Jackson, McKinnley	2020, 21
Jackson, Robert	1975, 76
Jackson, Tyree	2018
Jackson, Vernon	2018
Jacobs, Tramain (Otis)	2012, 13
James, Arlis	1978, 79, 80
James, Lex Forrest	1970, 71, 72
James, Ronnie	1979
Jameson, Michael	1997, 98, 99, 2000

Janner, Calvin F. 1961
 Jaroszewski, Jared 2010, 11
 Jasmín, Marcus..... 2001, 02, 03, 04
 Jasper, Edward..... 1994, 95, 96
 Jay, Mike..... 1973, 74, 75
 Jay, Monte..... 1985, 86
 Jeffery, Jamal..... 2015, 16
 Jeffress, Drew (Manager)..... 2009
 Jeffrey, William M. 1938, 39, 40
 Jeffries, Craig..... 1992
 Jeffries, Drew (Manager)..... 2006, 07, 08
 Jenkins, Joseph S. (Manager)..... 1964
 Jenkins, Steven..... 2011, 12, 13
 Jennings, Brandon..... 1996, 97, 98, 99
 Jennings, Curtis..... 1977, 78
 Jennings, Eric..... 1998
 Jennings, Michael..... 1999
 Jerod-Eddie, Tony..... 2008, 09, 10, 11
 Jetton, Clay (Manager)..... 2006
 Joeckel, Luke..... 2010, 11, 12
 Joeckel, Matt..... 2012, 13
 Joeris, Leonard..... 1939, 42
 Johnson, A.L..... 1916
 Johnson, Antonio..... 2020, 21
 Johnson, B.L..... 1946
 Johnson, Barry..... 1996
 Johnson, Bethel..... 1999, 2000, 01, 02
 Johnson, Brandon..... 2001, 02
 Johnson, Buddy..... 2017, 18, 19, 20
 Johnson, Chris..... 1969, 70, 71
 Johnson, F.S. (Manager)..... 1903
 Johnson, George R..... 1955
 Johnson, Harry..... 1985
 Johnson, Jahmir..... 2021
 Johnson, Jarrett..... 2014, 15, 16, 17
 Johnson, Jerrod..... 2007, 08, 09, 10
 Johnson, Joe..... 1987, 88
 Johnson, Joe B..... 1960
 Johnson, Larry..... 1976, 79
 Johnson, Larry..... 1983, 84
 Johnson, Malcom..... 2010
 Johnson, Marquez..... 2019
 Johnson, Scott (Trainer)..... 1979
 Johnson, Thomas..... 2012
 Johnson, Tyree..... 2019, 20, 21
 Johnson, Wilbur, G..... 1945
 Johnson, William D..... 1922, 23
 Johnston, Bill..... 1996, 97
 Johnston, Chris..... 2004
 Joiner, David..... 1986
 Jolly, Johnny..... 2002, 03, 04, 05
 Jones, Adarius..... 2019, 21
 Jones, Albert..... 1987, 88, 89, 90
 Jones, Byron..... 2001, 02, 03, 04
 Jones, C.J..... 2010, 11, 12
 Jones, Don..... 1980, 81, 82, 83
 Jones, Donald (Manager)..... 1989, 90
 Jones, Donald H. (Manager)..... 1960
 Jones, Gary..... 1986, 87, 88, 89
 Jones, Hezekiah..... 2017, 18, 20
 Jones, Ivan..... 1966, 67, 68
 Jones, Jaylon..... 2020, 21
 Jones, Jeff..... 1991, 92, 93, 94
 Jones, Michael..... 1988, 89
 Jones, Mickey..... 1999, 2000, 01
 Jones, Myles..... 2017, 18, 19, 20
 Jones, Robert..... 2003
 Jones, Ronald..... 2002, 03, 04, 05
 Jones, Stacy..... 1999, 2000, 01, 02
 Jones, Tony..... 1986, 87, 88
 Jones, Toya..... 1995, 96, 97, 98
 Jones, Troy..... 1986
 Jones, Virgil B..... 1936, 37
 Jordan, Burl..... 2009
 Jordan, Jim..... 1982, 83
 Jordan, Robert..... 2000, 01

Jordan, W.T..... 1932, 33, 34
 Joseph, Keith..... 2001, 02, 03, 04
 Judie, Coryell..... 2010, 11

K

Kachtick, Jerry V..... 1963, 64, 65
 Kachtick, Edward D..... 1952, 53, 54
 Kahler, Mike (Manager)..... 1978
 Kallus, Kerri (Trainer)..... 1994
 Kamp, Charles H..... 1970
 Kapchinski, Karl (Trainer)..... 1978
 Kapchinski, Kevin (Trainer)..... 2008
 Kapchinski, Kris (Manager)..... 1999, 2002
 Kapchinski, Kyle (Trainer)..... 2002, 04, 05
 Kaser, Drew..... 2013, 14, 15
 Kauffmann, James H..... 1965
 Kazmierski, Jim..... 1968
 Kazmierski, Mike..... 1997, 98, 99
 Keeling, Thomas D..... 1960, 61
 Keen, L.S..... 1921, 22
 Keese, Mike..... 1973, 74
 Keith, Robert D..... 1954, 55, 56
 Keke, Kingsley..... 2015, 16, 17, 18
 Kellen, John..... 1982, 83
 Keller, James L..... 1961, 62, 63
 Kelley, Victor M..... 1905, 06, 07, 09
 Kellman, Nathan..... 2015
 Kelm, Larry..... 1983, 84, 85, 86
 Kempf, Gary S..... 1965
 Kenderdine, J.M..... 1933
 Kendrick, Blake..... 2002, 03, 04
 Kendrick, J.M..... 1915
 Kendrick, Robert T..... 1904, 05
 Kennedy, Kevin..... 1980
 Kennedy, Malcome..... 2011, 12, 13, 14
 Kenney, Steve..... 1991, 93, 94
 Kennon, Paul A..... 1954
 Kern, R.A..... 1910, 12
 Kern, Ryan..... 1991, 93, 94
 Kesey, David A. (Statistician)..... 1969
 Kettler, Elwood N..... 1953, 54
 Key, Andrew..... 2007
 Kibodi, Jacob..... 2017
 Kidwell, Richard (Manager)..... 1985, 86
 Kiel, Terrence..... 1999, 2000, 01, 02
 Kildow, P.C..... 1899
 Killingsworth, Pascal (Manager)..... 1999, 00
 Killion, Reed..... 1982
 Kimbrough, Jack C..... 1939, 40
 Kimbrough, John A..... 1938, 39, 40
 Kimbrough, William R..... 1933, 34
 King, Amber (Trainer)..... 2004
 King, Cassidy (Trainer)..... 2005
 King, Haynes..... 2020
 King, Joe Mac..... 1969, 70, 71
 Kipp, Kenneth W..... 1960, 61, 62
 Kirby, Selmer M..... 1934, 35
 Kirchner, John T..... 1964
 Kirk, Christian..... 2015, 16, 17
 Kirk, John..... 2000, 01, 02, 03
 Kirk, John R..... 2005
 Kirk, Kenny..... 1976, 77
 Kirkpatrick, Roy..... 1969
 Kishi, Taro..... 1924, 25
 Kitchens, Gary..... 1967
 Kitchens, Terence..... 1999, 00
 Klein, Terry (Manager)..... 1977
 Klinke, Shep..... 2010, 11, 12
 Knickerbocker, A.G..... 1919
 Knickerbocker, H.W..... 1922, 23
 Knight, Charles J..... 1964
 Knight, Trevor..... 2016
 Knutson, Greg..... 1976, 77
 Kociuba, Tyler..... 2008
 Kocurek, Jimmy..... 1976, 77
 Koehn, Donald W..... 1964, 65, 66
 Kohlman, Joe M..... 1962, 64

Korem, Eric..... 2003
 Kotch, Jim (Trainer)..... 1974
 Kotzur, Alex..... 2003, 04, 06
 Kovar, Gary W..... 1964, 65, 66
 Kovar, Jack..... 1967, 68, 69
 Krahl, Shane..... 1988, 89, 90
 Kramm, Raymond E..... 1962
 Krenek, Benedict J..... 1960, 61, 62
 Krueger, Cara (Manager)..... 2002
 Krueger, Charles A..... 1955, 56, 57
 Krueger, Wolf..... 1966, 67, 68
 Krueger, William..... 1894
 Kubala, Raymond G..... 1961, 62, 63
 Kubecka, Bill..... 1967
 Kubesch, Raymond A..... 1962
 Kubiak, Gary..... 1980, 81, 82
 Kuehn, Russell..... 1971, 72
 Kulow, Kristie (Manager)..... 2001

L

Labar, Harry W..... 1958, 59, 60
 LaBauve, Dwight..... 1971, 72
 Labhart, Travis..... 2011, 12, 13
 LaCamera, Daniel..... 2016, 17, 18
 Lafon, Matt..... 2006
 LaGrange, Charles R..... 1963, 64, 65
 LaGrone, Walter A..... 1960, 61
 Lake, Jerrod (Manager)..... 2004
 Lakin, Greg..... 1988, 89, 90, 91
 LaMantia, Nick..... 2006, 07, 08
 Lamascus, Gaston..... 2012, 13
 Lambert, H.G..... 1910, 11, 12
 Lambo, Josh..... 2013, 14
 Lamkin, Kenneth A..... 1964, 65, 66
 Lammers, Chris..... 1983
 Lamothe, Michael..... 2009, 10, 11, 12
 Lamp, Ted..... 1973, 74
 Land, Marshall..... 1986
 Land, Mike (Trainer)..... 1981, 82
 Landrum, Tim..... 1985, 86, 87
 Lane, Chase..... 2019, 20, 21
 Lane, Jorvorskie..... 2005, 06, 07, 08
 Lanfear, Connor..... 2015, 16, 17, 18
 Langford, Alvin L..... 1950, 51, 52
 Langston, James E..... 1956
 Lark, Scott..... 1985, 86, 87, 88
 Lary, Robert Y..... 1949, 50, 51
 Latham, Joel P..... 1960, 61, 62
 Lawrence (Trainer)..... 1994, 95
 Lawson, Bruce..... 1982, 83
 Lawson, Clarence O..... 1949
 Lawson, Doug..... 1989
 Lazarine, Marshall M..... 1950
 League, Thomas..... 1944
 Leal, DeMarvin..... 2019, 20, 21
 LeBouef, Gordon E..... 1957, 58, 59
 Lechler, Derek..... 2000
 Lechler, Shane..... 1996, 97, 98, 99
 LeCompte, J.P..... 1999
 Ledbetter, Harry L..... 1965, 66
 Ledbetter, Ronald P..... 1960, 61, 62
 Lednicki, Kyle..... 1995, 96, 97, 98
 Lee, Larry L..... 1965, 66
 Lee, Robert G..... 1963
 Lee, Tarian..... 2020, 21
 Leggett, Charles W..... 1909
 Lehrer, Robert (Trainer)..... 1986, 87
 Leiper, Sam E..... 1922
 Leisner, Lane (Manager)..... 1982, 83
 Lemmons, Bernard..... 1950
 Lemmons, Kevin (Manager)..... 1995, 96, 97, 98
 Lemons, Billy..... 1973, 74, 75, 76
 Lemons, Frank..... 1976, 77
 Leone, Brandon..... 2003, 04, 05, 06
 Lewis, Anthony..... 2006, 07, 08, 09
 Lewis, Courtney..... 2003, 04, 05, 06
 Lewis, Darren..... 1987, 88, 89, 90

Lewis, Mark..... 1980, 81, 82, 84
 Lewis, Patrick..... 2009, 10, 11, 12
 Lewis, Steve..... 1979
 Lewis, Trent..... 1989, 90, 91
 Leyendecker, Dan..... 1988
 Liles, Ike..... 1983, 84
 Lillard, Steve T..... 1909
 Lindblade, Ryan..... 2013
 Lindsey, Ernest M..... 1935
 Lindsey, Glynn..... 1964, 65, 66
 Lindsey, Ronald L..... 1964, 65, 66
 Linnstaedter, James A..... 1961, 62, 63
 Linscombe, Corry..... 1984, 85
 Lippman, Glenn E..... 1949, 50, 51
 Lister, W.S..... 1926, 27
 Litterst, Frank C..... 1916
 Littig, Michael..... 1983
 Little, Caleb..... 2012
 Little, Jack H..... 1950, 51, 52
 Little, Mike..... 1978, 79, 80, 81
 Little, Thomas..... 1995
 Littlefield, Dirk (Trainer)..... 1999, 01
 Lively, Britt..... 2000
 Lockett, Bobby J..... 1956
 Lockhart, James..... 2015, 16
 Lofton, Steve..... 1989
 Long, Bob..... 1966, 67, 68
 Long, Don..... 1972, 73, 74
 Long, Dustin..... 2002, 03
 Long, Eldon W..... 1943
 Lopez, Ricky..... 1981
 Lord, George P..... 1930, 31
 Lord, Mike..... 1969, 70, 71
 Losada, Nick..... 2002
 Love, Andrew C..... 1894, 98
 Love, J.N..... 1933
 Love, Richard L..... 1959
 Loving, James W..... 1904
 Lowery, Gene..... 1993, 94, 95
 Lozano, Mark..... 2007
 Luebbehuse, Steve..... 1969, 70, 71
 Luethy, Don R..... 1942
 Luna, Otie C..... 1957, 58
 Luna, Saul..... 1996
 Lutrick, J.A..... 1911
 Lyday, Jeremy (Trainer)..... 1999
 Lyles, John V..... 1912

M

Mack, Daylon..... 2015, 16, 17, 18
 Maddox, Randy..... 1969
 Madison, Lonnie..... 1998, 99, 2000
 Madubuke, Justin..... 2017, 18, 19
 Magee, Keeath II..... 2017, 18
 Magouirk, Conrad W..... 1951, 52, 53
 Magrill, O.B..... 1929, 30, 31
 Maham, Scott..... 1987, 88
 Mahan, Jack..... 1917, 19, 20
 Mahan, Michael..... 1999, 2000, 01
 Mahone, Matt..... 1994, 96, 97
 Malena, Ben..... 2010, 11, 12, 13
 Malone, C.C..... 1930, 31
 Malone, Grant (Manager)..... 1989, 90, 91
 Malone, Tyrone..... 1990
 Maltz, Hershel (Manager)..... 1947
 Mangan, Kyle..... 2009, 10, 11
 Mangum, Kevin..... 2001, 02, 04
 Mann, Bradem..... 2016, 17, 18, 19
 Manning, Justin..... 2014
 Manning, Nurahda..... 2003, 04, 05, 06
 Manning, Waylon E..... 1935, 36
 Manziel, Johnny..... 2012, 13
 Maples, Weldon L..... 1941, 42
 Marcus, James..... 1987, 89
 Marek, Brady..... 2020
 Marks, Jared..... 1984, 85, 86
 Marks, Robert E..... 1955, 56, 57

Marquette, Leo J..... 1952
 Marshall, Mike..... 1982
 Marshall, Tank..... 1973, 74, 75, 76
 Martin, Amy (Trainer)..... 2009
 Martin, G.W..... 1918, 19, 20
 Martin, Gary Wayne..... 1970
 Martin, Harry..... 1894
 Martin, Jeremiah..... 2018, 19, 20
 Martin, John..... 1988
 Martin, Koda..... 2015, 16, 17
 Martin, Peter..... 2005
 Martin, Sabrina (Trainer)..... 2004
 Martin, Sidney T..... 1934
 Martinez, Jackie (Trainer)..... 2008
 Mason, Reese..... 2019, 20, 21
 Massey, Chris (Trainer)..... 1978
 Massey, Haven..... 2001, 02, 03
 Masterson, L..... 1902
 Mastrogovanni, Jordan..... 2013, 14
 Matakis, Andy..... 2003
 Mathews, Jason..... 1991, 92, 93
 Mathews, Ryan..... 1991, 92, 93, 94
 Mathews, Samuel..... 2021
 Mathis, Jonathan..... 2010, 12
 Mathison, Todd..... 1991, 92, 93, 94
 Matthews, Howard..... 2011, 12, 13, 14
 Matthews, Jake..... 2010, 11, 12, 13
 Matthews, Kevin..... 2006, 07, 08, 09
 Matthews, Luke..... 2019
 Matthews, Mason L..... 1944, 45
 Matthews, Mike..... 2012, 13, 14, 15
 Maughmer, Lynn..... 1978
 Mauk, Albert..... 1903, 05
 Mauritz, Maddie (Trainer)..... 2007
 Mauritz, Mollie (Trainer)..... 2008
 Maxfield, Kyle..... 1991, 92, 93, 94
 Maxwell, David..... 1994, 95
 Maxwell, Stapp N..... 1932
 Maxwell, Tommy..... 1966, 67, 68
 May, Homer H..... 1970, 71, 72
 Mayeaux, Hayden E..... 1951, 52
 Mayes, Erik..... 2004
 Mayfield, J.D. Jr. (Manager)..... 1949, 50
 Mays, Will..... 2002
 Mazur, John..... 1983, 84
 McAfee, Keith..... 1988, 89, 90, 91
 McAllister, G.T..... 1943, 44
 McAnelly, Phil..... 1968
 McArthur, O.A..... 1912
 McBride, Brady (Video)..... 2005, 06
 McCaffrey, Gary..... 1970
 McCall, Mark (Trainer)..... 1989, 90, 91
 McCall, Matt..... 1987, 88, 89, 90
 McCarley, Robert E..... 1952
 McCarthy, Toby..... 1998, 99, 00
 McCauley, Tango..... 1999, 00
 McClatchy, Scott (Trainer)..... 1989, 90, 91
 McClelland, Don A..... 1957, 60
 McClelland, H.W..... 1922
 McClintock, J.R..... 1917
 McCollum, Ryan..... 2017, 18, 19, 20
 McCown, Randy..... 1996, 97, 98, 99
 McCoy, Erik..... 2016, 17, 18
 McCoy, Jamie..... 2008, 09
 McCoy, Joe (Manager)..... 1989, 90, 91
 McCoy, Terrence..... 2007, 08, 09, 10
 McCoy, Torin..... 1989, 90
 McCravey, Sarah (Trainer)..... 1998
 McCray, Danny..... 1993, 94, 95
 McCrumby, John..... 1973, 74
 McDaniel, Archie..... 2002, 03, 04, 05
 McDermott, Pat..... 1970, 71, 72
 McDonald, Andy..... 1988, 89
 McDonald, Charles N..... 1949, 50, 51
 McDonald, Hugh F..... 1894
 McDonald, Pace..... 1918
 McDonald, William A..... 1909
 McDowell, Charles H..... 1910

McElroy, Hugh..... 1970, 71
 McElroy, Leeland..... 1993, 94, 95
 McFadden, P.M..... 1930, 31
 McFarland, Arthur..... 1903, 04
 McFarland, H.F..... 1893, 94
 McFarland, James L..... 1911
 McGee, Stephen..... 2005, 06, 07, 08
 McGinnis, Francis K..... 1900
 McGonagill, J.D..... 1894
 McGonagle, Brad..... 1990
 McGowan, Billy Joe..... 1952, 54
 McGregor, Flint..... 1902
 McGuire, Eddy (Trainer)..... 1989, 90
 McGuire, Joseph D..... 1924, 25
 McGuire, Trace..... 1985, 86, 87
 McIlhany, Joe D..... 1962, 63, 64
 McKaughan, Edward W..... 1964, 65
 McKeehan, James..... 1991, 92, 93, 94
 McKinney, Seth..... 1998, 99, 2000, 01
 McKinney, Steve..... 1994, 95, 96, 97
 McKnight, J.B..... 1916, 17
 McLean, Ken J..... 1962, 63, 65
 McMahan, Billy M..... 1953
 McMahan, James T..... 1950
 McMillan, M. Blaisdale..... 1894
 McMillan, W.G..... 1921, 22
 McMullen, Typail..... 1993, 94, 95
 McMurrey, J.D..... 2005, 06
 McNeal, Kenric..... 2009, 10, 11, 12
 McNeal, Reggie..... 2002, 03, 04, 05
 McNeill, J.C..... 1894
 McQueen, Conner..... 2013, 14, 15, 16
 McQueen, Justin..... 2008, 09
 McQueen, Mark..... 1981, 82
 Means, Nicole (Trainer)..... 2010
 Meeks, Thomas E..... 1962, 63, 64
 Meitzen, J.B..... 1924
 Mellenbruch, Justin..... 2019, 21
 Mengers, Emily (Trainer)..... 2009
 Mengers, Sarah (Trainer)..... 2007
 Mercer, Arthur J..... 1941, 42
 Merka, Jeremiah H..... 1933
 Mertz, Alaina (Trainer)..... 1994
 Meyer, D..... 1902
 Meyer, William H..... 1949, 50, 51
 Meyers, Phillip..... 1994, 95, 96, 97
 Michael, Christine..... 2009, 10, 11, 12
 Mickens, Ray..... 1992, 93, 94, 95
 Middleton, Bobby..... 1984, 85, 86
 Middleton, Doug..... 1985
 Mikeska, Brad (Manager)..... 2004, 05
 Mikeska, Russell..... 1976, 77
 Miles, Wadine..... 1977
 Milkavich, James..... 2003
 Miller, A.R..... 1912
 Miller, Eric E..... 1951, 52, 53
 Miller, John..... 1989, 90
 Miller, L..... 1902
 Miller, Stephen (Trainer)..... 1993, 94
 Miller, T.L..... 1921, 22
 Miller, Thomas B..... 1939
 Miller, Vance W..... 1912, 13
 Miller, Von..... 2007, 08, 09, 10
 Milligan, Garry..... 1976, 77, 78
 Milligan, Wayne..... 1903, 07
 Mills, J. Kenneth..... 1937
 Mills, Kyle (Trainer)..... 2000
 Mills, Thomas W..... 1927, 28, 29
 Millsap, Lenard..... 1970
 Milstead, Charles F..... 1957, 58, 59
 Minnock, W.A..... 1937, 38
 Mitchell, Billy..... 1990, 92, 93, 94
 Mitchell, Brandon..... 1993, 94, 95, 96
 Mitchell, Brian..... 1991, 92, 93, 94
 Mitchell, Keith..... 1993, 94, 95, 96
 Mitchell, Merlin..... 1915, 16
 Mobley, DeQawn..... 2004, 05
 Moeller, Sam..... 2012, 13, 14, 15

Mohn, Walter..... 1967
 Molberg, Carl..... 1948, 49, 50
 Moncrief, Monte P..... 1943, 44, 45, 46
 Mond, Kellen..... 2017, 18, 19, 20
 Monk, Kevin..... 1974, 75, 76, 77
 Montgomery, J.B..... 1942
 Montgomery, Michael..... 2003, 04
 Montgomery, Roark..... 1912
 Moon, L.B..... 1987, 88
 Moore, A.A..... 1930, 31
 Moore, Damontre..... 2010, 11, 12
 Moore, Dan..... 2017, 18, 19, 20
 Moore, Doyle H..... 1949
 Moore, Eric..... 1989, 90
 Moore, George F..... 1907, 08
 Moore, Kirk (Manager)..... 1993, 94
 Moore, Mack..... 1979, 80
 Moore, Matt..... 1997
 Moore Richard..... 2015, 16
 Moore, Travis (Trainer)..... 2004
 Moore, William R..... 1962, 63, 64
 Moore, W. Scott..... 1907, 08, 09, 10
 Moorman, Maurice..... 1966
 Moree, Ashley (Manager)..... 2001
 Morgan, Sylvester..... 1984, 85, 86, 87
 Morris, A.B..... 1920, 21, 22
 Morris, Alex..... 1985, 86, 87, 88
 Morris, David (Manager)..... 2005, 06
 Morris, Devin..... 2019, 20
 Morris, Jared..... 2000, 01, 02, 03
 Morrison, D.E..... 1912
 Morrison, P.M..... 1896
 Morrow, Howard..... 2005, 06, 08, 09
 Morrow, Johnnie..... 1935, 36
 Mortensen, James E..... 1945
 Moseley, Hal..... 1897, 98, 99, 1900
 Moser, R. Derace..... 1939, 40, 41
 Moses, Sam F..... 1949, 50, 51
 Mosley, Mike..... 1977, 78, 79, 80
 Moss, Matt..... 2008, 09
 Mossenburg, W.G..... 1894
 Motley, Larry..... 1986
 Motley, Zolus C..... 1939, 41
 Moulden, Carl D..... 1929, 30, 31
 Mudd, Dennis..... 1985
 Muhammad, Moose..... 2020, 21
 Muhlbach, Don..... 2002, 03
 Muhlolland, Ray W..... 1940, 41, 42
 Mullen, Steve..... 1968
 Muller, Jay..... 1984, 85, 86
 Muniz, James..... 1996
 Munson, George (Manager)..... 1972
 Munson, Joe U. Jr..... 1957, 58
 Murchison, Phil (Trainer)..... 1993, 94
 Murname, T. (Manager)..... 1944, 45, 46
 Murphy, Eric E..... 1952, 53
 Murphy, James L..... 1959, 60, 61
 Murphy, Jennifer (Manager)..... 2002
 Murphy, Mike (Manager)..... 1980, 81
 Murphy, Terrence..... 2001, 02, 03, 04
 Murrah, Thomas F..... 1963, 64, 65
 Murrah, W.E..... 1918, 19, 20, 21
 Murray, Jon (Trainer)..... 1995
 Murray, Kevin..... 1983, 84, 85, 86
 Murray, Kyler..... 2015
 Murray, Paul..... 1979
 Murray, R.L..... 1932, 33
 Murski, Robert..... 1970, 71, 72
 Myers, Frank..... 1974, 75, 76, 77
 Myers, O.W..... 1897, 98, 99

N
 Naiser, Derek..... 1988
 Nakos, Alex (Manager)..... 1988, 89
 Nakos, Spiro (Manager)..... 1990, 92, 93
 Nasser, Al..... 1978
 Neal, Aprly (Manager)..... 2001

Nealy, Otis..... 1989, 90, 91, 92
 Nealy, Spencer..... 2009, 10, 11, 12
 Neece, Clarence M..... 191908, 09
 Neely, Roy G..... 1922, 23
 Neff, Asa J..... 1902
 Nehib, Greg..... 1988
 Neill, Doug..... 1969, 70, 71
 Nelms, Milton R..... 1912
 Nelson, Freddie A..... 1965
 Nelson, Jeff..... 1982, 83, 84, 85
 Nerssta, J.O..... 1935, 36, 37
 Netardus, Jaro G. Jr..... 1949, 51
 Nettles, Rusty..... 1981, 82
 Neumann, Layne..... 2004, 05, 06
 Neville, Henry A..... 1943
 Newton, Broderick..... 2004, 05, 06
 Newton, Keith..... 1983, 84
 Newton, Matt (Manager)..... 2004, 05
 Nguyen, Dat..... 1995, 96, 97, 98
 Nicholas, Don R..... 1949
 Nichols, Jerry D..... 1964, 65
 Nichols, Terry..... 1998, 99
 Nicholson, John David..... 2005
 Niederhofer, Boone..... 2014, 15, 16
 Niland, Thomas K..... 1951, 52
 Nilson, John H..... 1963, 64, 65
 Noble, Elton..... 1899, 1900
 Nohavitzo, Elo E..... 1949, 50, 51
 Noil, Speedy..... 2014, 15, 16
 Nolan, Willis..... 1930, 31, 32
 Nolen, Lockhart (Manager)..... 1948
 Northup, Roy F..... 1958, 59, 60
 Noto, Jeff (Trainer)..... 2005
 Novosad, Steven (Trainer)..... 1995, 96, 98
 Nwachukwu, Uzoma..... 2009, 10, 11, 12

O
 O'Brien, Sammy..... 1984, 85, 86, 87
 O'Bryant, Ryan..... 2008, 09
 Obioha, Julien..... 2012, 13, 14, 15
 Obiozor, Cyril..... 2005, 06, 07, 08
 Ochterbeck, W.J..... 1924, 25
 Odom, Lynn..... 1967, 68, 69
 Odom, Van..... 1969, 70, 71
 Ogbuehi, Cedric..... 2011, 12, 13, 14
 Ogdee, Edward..... 1942
 Ogunbiyi, Aki..... 2021
 Ohlendorf, Norbert K..... 1952, 53, 54
 Okeke, Ikenna..... 2019, 20
 Olbrich, Alvin P..... 1938
 Oliver, Aaron..... 1995, 96, 97, 98
 Oliver, Charles..... 2016, 17, 18, 19
 Oliver, Gale G..... 1957, 58, 59
 Oliver, Gary..... 1987, 88, 89, 90
 O'Neal, Hardy E..... 1902
 O'Neal, Leon..... 2018, 19, 20, 21
 O'Neal, Steve..... 1966, 67, 68
 O'Quinn, Patrick..... 2011
 Ondrusek, Tyler..... 2021
 Orebo, R.J..... 2019, 21
 Ortamand, Clayton (Trainer)..... 2000, 01, 02
 Ortega, Justin..... 2011, 12
 Osadebey, Michael..... 2012
 Osborn, John..... 1979, 80
 Osborne, Carl R..... 1955, 56, 57
 Osborne, Richard..... 1972, 73, 74, 75
 Osgood, Chris..... 1988, 89
 Overly, Charles R..... 1943, 46, 47
 Overly, James A. (Trainer)..... 1948, 49
 Overshiner, E.M..... 1896
 Overton, Andrew J..... 1963, 64
 Owens, Bob (Manager)..... 1973
 Ozee, Kevin (Manager)..... 1993

P
 Page, Sean..... 1987
 Pagel, Jake..... 2019

Paine, Jeff..... 1980, 81, 82, 83
 Palasota, Vince..... 1988
 Palomarez, Eddie..... 1997
 Pannell, E.W..... 1938, 39, 40
 Pappas, Mike..... 1987, 89, 90
 Pardee, John P..... 1954, 55, 56
 Parish, Joseph M..... 1939
 Park, Mike..... 1970, 71, 72
 Parker, James H. (Manager)..... 1939, 40
 Parker, Jim..... 1968, 69, 70
 Parker, Kyron..... 2014
 Parker, Surr..... 1995, 96, 97, 98
 Parker, William E..... 1908, 09, 10, 12
 Parmer, James R..... 1944
 Parra, Albert (Manager)..... 2004, 05
 Patrick, Brian..... 2002, 03
 Patterson, Cornelius..... 1988, 89, 90
 Patterson, Domonique..... 2010, 11
 Patterson, Lucas..... 2007, 08, 09, 10
 Patton, Ronald..... 1997, 98
 Paul, Roshauud..... 2017, 18
 Paulhill, Will..... 2016
 Pavlas, Lance..... 1987, 88, 89, 90
 Payne, Brian..... 1989, 90, 91
 Payne, H.B. (Buddy)..... 1957, 58, 59
 Payne, Lawrence J..... 1945
 Payne, Rick (Manager)..... 1976
 Payne, W.O..... 1942
 Pearce, Chance..... 1999, 2000, 01, 02
 Pearson, Henry A..... 1957
 Peevy, Jayden..... 2017, 18, 19, 20, 21
 Pegram, Todd..... 2002, 03, 04, 05
 Pekar, Matt (Trainer)..... 2000, 01, 02
 Pender, Paul..... 1979, 80, 81, 82
 Penright, Jarrod..... 1999, 2000, 01, 02
 Peoples, Dan..... 1971
 Perkins, Frank D..... 1894, 96, 97
 Perroni, Evan..... 1998, 99, 2000, 01
 Perry, Carl (Video)..... 2005, 06
 Perry, Tommy..... 2003
 Persons, David H..... 1913
 Peter, Philip..... 1961
 Peterson, Alcie..... 1994, 95
 Peterson, Jordan..... 2006, 07, 08, 09
 Petty, Kent..... 1989, 90, 91, 92
 Petty, S.J..... 1926, 27
 Peveto, Cal..... 1978, 79
 Phillely, Andy..... 1969, 70, 71
 Phillips, David..... 1984
 Phillips, H.D..... 1930
 Phillips, James D..... 1960, 61, 62
 Phillips, Michael L..... 1964
 Phillips, Robert H..... 1959, 60
 Phythian, Walter R..... 1935, 36
 Pickard, Billy (Trainer)..... 1978
 Pickett, Tom B..... 1941, 46
 Pierce, J.A..... 1918, 19, 20
 Pierce, Kirk..... 1988
 Pierson, Jay (Trainer)..... 1998
 Pillans, Ryan..... 1995
 Pinesette, Mike..... 2000
 Pinson, C.T..... 1923
 Pinson, Harry T..... 1921
 Piper, Jim..... 1967, 68, 69
 Piper, Paul K..... 1959, 60
 Pirie, James E..... 1901, 02, 03
 Pirtle, David (Trainer)..... 1976
 Pitman, Mike J..... 1962, 63, 64
 Pitner, H.M..... 1934, 35, 36
 Pittman, Lee (Manager)..... 1981, 82
 Pizzitola, Michael J..... 1961, 62
 Polasek, Billy Joe..... 1969, 71
 Polk, Scott..... 1980, 81, 82, 83, 84
 Pollacia, Tony..... 1985
 Pollard, Dan..... 1986
 Pollock, Oscar L..... 1947
 Polocheck, Layne..... 1985

Pond, J..... 2006
 Pool, Rusty..... 1971
 Pope, Edward..... 2013, 14, 15, 16
 Porter, Greg..... 1981, 82, 83
 Porter, Greg A..... 1999, 00, 01, 02
 Porter, Sean..... 2009, 10, 11, 12
 Poss, John M..... 1965, 66
 Powell, Buffie (Trainer)..... 2000
 Powell, Jack E..... 1953, 55
 Powell, Louis H..... 1914
 Powell, William D..... 1954, 55, 56
 Power, Richard S. (Manager)..... 1969
 Power, Robert (Manager)..... 1967
 Prater, Colton..... 2016, 17, 18, 19
 Prater, Kyle (Trainer)..... 1998
 Prendergast, Cade..... 2020
 Preston, Jalen..... 2018, 19, 20, 21
 Price, C. Walemon..... 1937, 38, 39
 Price, Devin..... 2020, 21
 Price, Harold L..... 1956
 Price, Michael..... 1995, 98
 Price, P.M..... 1925
 Price, Terry..... 1986, 87, 88, 89
 Prieoleau, Hutson..... 2010, 11
 Prokoff, Merl A..... 1947
 Pryor, Larry..... 2016, 17, 18
 Puckett, Felix S..... 1905, 06
 Puckett, John W..... 1902, 03
 Puff, Courtney (Trainer)..... 1999
 Pugh, Jordan..... 2006, 07, 08, 09
 Pugh, Marion C..... 1938, 39, 40
 Pullig, Corey..... 1992, 93, 94, 95
 Pustejovsky, Ed..... 1976, 77, 78, 79
 Pyburn, Jack H..... 1964, 65, 66

R
 Rackley, Caleb (Manager)..... 1997
 Ragsdale, Robert..... 1897, 98
 Rahm, Leon F..... 1939, 40
 Raiford, Aubrey..... 1981
 Raikes, Isaiah..... 2020, 21
 Rainey, Kajay (Trainer)..... 2004
 Randall, Gary..... 2009
 Randle, Floyd, Sr..... 1977, 78, 13
 Randle, Taylor..... 2011
 Randolph, Will..... 2011
 Rankin, Matt..... 2009
 Ransby, Felton..... 1988, 90
 Ransom, Dennis..... 1987, 88, 89, 90
 Raschke, Craig..... 2009
 Ratley, Damion..... 2015, 16, 17
 Rau, Tim (Manager)..... 1988, 89
 Raven, Floyd..... 2011, 12, 13, 14
 Rawlins, Harry E..... 1918
 Ray, John..... 2004, 05
 Ray, Tom..... 1985
 Reagan, Travis H..... 1961, 62, 63
 Red, Darrell..... 1991, 92, 93
 Redus, James..... 1979
 Reed, Bryce..... 2003, 04, 05, 06
 Reed, Grayson..... 2018, 19
 Reed, Phillip (Manager)..... 1999, 2002
 Reed, Roderick..... 1976, 77
 Reed, Roman..... 1983
 Rees, W. Nelson..... 1931
 Reeves, John R..... 1939, 40
 Reeves, Ken..... 1981, 82, 83, 84
 Reid, Steve (Manager)..... 1983, 84
 Reinard, Cole..... 1992, 93, 94
 Reinhard, Brittani (Trainer)..... 2010
 Rektorik, J.A..... 1926
 Reneau, Will (Video)..... 2005, 06
 Renfro, Colby..... 2008
 Renfro, Debione..... 2017, 18, 19
 Renick, Ryan..... 2018, 19, 20
 Resley, George..... 1968
 Restivo, Brian (Manager)..... 1995, 96, 97, 98

HISTORY

Reuber, Alan 2000, 01, 02, 03
 Reynolds, James 1968
 Reynolds, John W. 1965
 Reynolds, Josh 2014, 15, 16
 Reynolds, Ron 1984
 Reynolds, Shawn 1995
 Rhodes, Alyson (Trainer) 2005
 Rhodes, Burnest 1997, 98
 Rice, Matt (Manager) 1999, 2000, 01
 Richard, John 1992, 94
 Richardson, Bucky 1987, 88, 90, 91
 Richardson, Demani 2019, 20, 21
 Richardson, Lester S. 1939, 41
 Richardson, Michael 2012
 Richardson, Rod 1982
 Richenstein, Charles A. 1905
 Richey, Derrick 1987, 88, 89
 Richter, Charles E. 1927, 28, 29
 Ricke, Mike (Trainer) 1980, 81
 Rickman, Rick (Manager) 1968
 Ridenhower, Ray 1901, 02
 Riethman, Drew 2019, 20
 Riewe, Dustin 2007, 08
 Riggis, Charlie 1966, 67, 68
 Riley, L'Tydrick 2002, 03, 04, 06
 Rion, Dennis 1983
 Risien, Cody 1976, 77, 78
 Risien, Flint 1980, 81, 82
 Roach, James B. 1933
 Roaches, Carl 1972, 73, 74, 75
 Robbins, Cooper P. Jr. 1952, 53
 Robbins, Donald 1955
 Robbins, Doug 1970
 Robbins, Mike 1979, 81, 82
 Roberts, F.A. (Manager) 1913
 Roberts, William C. 191908
 Robertson, Art Mitchell 1970, 71
 Robertson, Christian 2015, 16
 Robertson, Harold 1998, 99, 2000, 01
 Robertson, John E. 1931, 33
 Robinson, Ivan 2011, 12, 13, 14
 Robinson, Jeroy 1986, 87, 88, 89
 Robinson, Layden 2019, 20, 21
 Robison, Tommy 1980, 81, 82, 83
 Robnett, Edward 1939
 Robnett, Marshall F. 1938, 39, 40
 Rockhold, Jason 1989, 90
 Rodriguez, Chris (Trainer) 2007
 Rodriguez, Christian 1998, 99, 2000, 01
 Roepke, Robert E. (Manager) 1961
 Rogers, Cullen J. 1939, 41, 42
 Rogers, Gary 1982
 Rogers, Gerald G. 1961, 62, 63
 Rogers, Joe C. 1915, 16
 Rogers, Josh 2018, 19
 Rogers, Kendrick 2017, 18
 Rogers, Owens A. 1936, 37, 38
 Rollins, Brook (Trainer) 1997, 98, 2000
 Rollins, Gerald D. (Manager) 1956
 Rollins, John W. 1914, 15, 16
 Rollins, Zerick 1995, 96, 97
 Rooome, Brian (Manager) 1996, 97, 98
 Roper, James S. 1958
 Roper, John 1985, 86, 87, 88
 Rophial, Steve (Trainer) 1996, 99
 Roquemore, Michael A. 1962
 Ross, Brian 1986, 87, 88, 89
 Ross, David 2002, 03, 04, 05
 Ross, James B. 191906, 07
 Rothe, Joe H. 1939, 40
 Rother, Randy 1982
 Routt, Joe E. 1935, 36, 37
 Routt, William A. 1938, 39, 40
 Rowe, Casimira (Trainer) 2006
 Royalty, Charlie A. 1948, 49
 Ruby, Martin O. 1939, 40, 41
 Rudder, James Earl 1931
 Rugel, Dan F. 1907, 08, 09

Ruhman, Chris 1994, 95, 96, 97
 Rush, Marshall N. 1951, 52
 Rush, William T. 1949, 50, 51
 Rushing, Eli 1937, 38
 Russell, Caleb 2010, 11
 Russell, Chris 2019, 20, 21
 Russell, Jake 2012
 Russell, Josh 2008
 Rutledge, McCrae 2020
 Rylander, W.E. 1915

S

Sacra, Joseph R. 1944, 46, 47
 Sacra, Joseph R. Jr. 1970, 71, 72
 Saddler, Rod 1983, 84, 85, 86
 Sagraves, Steven 1990, 91
 Sallee, Bill D. 1965, 66, 67
 Salyer, Johnny A. 1951, 52, 53
 Sammons, Thomas B. 1904
 Sams, Bucky 1973, 74, 75
 Sanders, A.J. 2020
 Sanders, Chris 1991, 92, 94, 95
 Sanders, Eugene 1976, 77, 78
 Sanders, Robert W. 1957, 58, 59
 Sanders, S.H. 1921
 Sanders, Scot 1991
 Sanders, Thomas 1980, 81, 82, 84
 Sanders, T.J. 2007
 Sanders, Tommy 2013, 14
 Sarkissian, Steve 1989
 Sawyer, Buzzy 1981
 Sawyer, Randy 1982
 Saxe, Augie W. 1950, 51
 Saxe, Charles S. 1951, 52
 Scales, Rhontae 2010, 11, 12
 Scarborough, J.S. 1908
 Scates, Cody 2000, 01, 02, 03
 Schaedel, Charles T. 1910, 11
 Schero, Joe E. 1952, 53, 54
 Schmidt, Joe H. (Manager) 1957
 Schmidt, Hubert 1906, 07
 Schmidt, Pat (Trainer) 1995
 Schneider, Daniel W. 1965, 66, 67
 Schneider, Staci (Trainer) 2009
 Schneider, Travis 2005, 06, 07, 08
 Schoonover, Denise (Trainer) 1997
 Schorp, Greg 1990, 91, 92, 93
 Schorp, Tanner 2015, 16, 17
 Schroeder, Bruno E. 1935, 37, 38
 Schroeder, Chad 2003, 04, 05, 06
 Schroeder, William H. 1953, 54
 Schultz, Earl 1900, 01, 02, 03
 Schuster, Taylor 2003, 04, 05
 Schwarz, Blake 1972, 73, 74, 75
 Scoggin, Tyler 2019
 Scoggins, Phillip C. 1964, 65
 Scott, David 1979, 80
 Scott, Herbert B. 1952
 Scott, Johnny D. 1952, 53
 Scott, Joseph O. 1944, 46
 Scott, Richard E. 1949
 Scott, Verne A. 1914
 Scovell, J. Field 1928
 Scudder, Carl F. 1918, 19, 20
 Seago, H.W. 1936
 Seals-Jones, Ricky 2014, 15, 16
 Seeker, Ricky 1972, 73, 74
 Seely, Bill 1968, 69
 Selby, Tommy (Manager) 1994, 95
 Self, Rocky 1969
 Serres, Kyle 2013
 Settegast, Marion E. Sr. 1914, 15, 16
 Settegast, Marion E. Jr. 1943
 Sezer, Alex 2013, 14, 15, 16
 Shaeffer, Robert J. 1949, 50, 51
 Shankle, E.B. 2007, 08
 Shanks, Jeff 1988, 89
 Shaw, Joe 1969

Sheffield, Corky 1969, 72
 Sheffield, Jimmy 1968, 69, 70
 Shefts, Morton 1944, 46
 Shelton, J. Howard 1939, 40
 Sherman, Matt 2011
 Shields, John (Trainer) 1996, 99
 Shiller, Steve 1983
 Shipman, David 1974, 75, 76
 Shippi 1909
 Shira, Charles N. 1943, 44
 Shockey, Jacob C. 1935, 36, 37
 Showers, Jameil 2011, 12
 Shumard, Michael 2006, 07, 08, 09
 Sibley, William R. 1941, 42
 Sikes, Delmar D. 1950
 Sikes, Jules V. 1925, 26, 27
 Siler, Rich 1983, 84, 85
 Simmons, A.L. 1956, 57
 Simmons, Elvis A. 1940, 41, 42
 Simmons, J.A. 1926
 Simmons, Melvin D. 1962, 63, 64
 Simmons, Randy 1988, 89, 90, 91
 Simmons, Wayland A. 1959, 60, 61
 Simon, Amon 1998, 99, 00, 01
 Simon, Burnis 1980, 81, 82, 83
 Simonini, Edward 1972, 73, 74, 75
 Simpson, J.V. 1902, 03, 04
 Simpson, O.M. 1897, 98, 99
 Simpson, Phillip 1977, 78, 79
 Simpson, Will 1998
 Sims, Arthur R. 1958, 59, 60
 Sims, J.P. (Trainer) 1988, 89
 Sims, M.W. 1894
 Sinclair, Bennie C. 1953, 54
 Singleton, Bryant 2002, 03, 04
 Singleton, James M. 1965, 66
 Singleton, Percy 1992
 Sipe, Brent (Trainer) 1989
 Siverand, Kemah 2017
 Skinner, Ben S. (Manager) 1952
 Slater, Scott 1985, 86, 87, 88
 Slaton, Tony 1982, 83, 84
 Slaughter, Marion P. 1942
 Slocum, Shawn 1984
 Small, Seth 2018, 19, 20, 21
 Smelser, Dennis 1973, 74, 75
 Smith, Ainiias 2019, 20, 21
 Smith, Alan 1980, 81, 83, 84
 Smith, Bland 1970, 71
 Smith, Brent 1985, 86, 87, 88
 Smith, Caden 2013, 14, 15
 Smith, Chris 2006, 07
 Smith, Darrell 1976, 77, 78
 Smith, Darrell 1982, 83, 84
 Smith, Detron 1992, 93, 94, 95
 Smith, Don G. 1956, 57, 58
 Smith, Earl L. 1939, 40
 Smith, Everett 2000, 01, 02, 03
 Smith, George 1982, 83
 Smith, Gilbert 1966
 Smith, Greg (Video) 2005
 Smith, H.E. 1937, 38, 39
 Smith, Henry 2006, 07
 Smith, Hunter 2019
 Smith, Keondra 2007, 08
 Smith, Kevin 1988, 89, 90, 91
 Smith, Langston M. 1914, 15
 Smith, Linnis 2000, 01, 02, 03
 Smith, Lionel 2009, 10, 11
 Smith, M.V. 1920, 21
 Smith, Preston W. 1945, 46, 47, 48
 Smith, Ralph W. 1958, 59, 60
 Smith, Randy (Trainer) 1982, 83
 Smith, Robert L. 1949, 50, 51
 Smith, Ted 1969, 70, 71
 Smith, Vance 1999, 2000, 01
 Smitham, Verner R. (Manager) 1914
 Snow, Dion 1988, 89

Solari, Steve 1991, 92, 93
 Sooy, Tom 1967, 68, 69
 Sorrell, Gary 1987, 88, 89
 Spacsek, Sheila (Trainer) 2006
 Spadora, Joseph (Manager) 1965
 Spake, W.E. 1912
 Spann, Thomas 2020
 Speed, Carleton D. 1925
 Spencer, Michael F. 1949, 50
 Spencer, Oliver E. 1914
 Spencer, Rick 1971
 Spencer, Ted L. 1931, 32, 33
 Spikes, Cameron 1995, 96, 97, 98
 Spiller, Derrick 1995, 96, 97, 98
 Spiller, Fred 2000
 Spiller, Isiah 2019, 20, 21
 Spires, Truman E. 1945
 Spitzenberger, Steve 1975, 76, 77
 Spivey, Marshall 1939, 40, 41
 Sprague, Jayme (Trainer) 2005
 Sprott, Alton C. 1926, 27
 Sproule, Colin 2004
 Squillante, Anthony 2002, 03
 Stabler, James M. 1964, 65
 Stach, Stanfield A. 1933, 35
 Stages, William E. 1936
 Stahr, Richard (Trainer) 1989
 Stallings, Eugene C. 1954, 55, 56
 Stallings, Rusty 1968, 69
 Stanford, Eric 1999, 2000, 01
 Stanley, James L. 1955, 56, 57
 Stanley, Mark 1973, 74, 75
 Stansberry, Robert 1969
 Stansbury, Gavin 2011, 12, 13
 Starkel, Nick 2017, 18
 Stautzenberger, Weldon O. 1946, 47, 48
 Steadman, Blake 2006
 Steadman, Nate 1982, 83, 84
 Steamer, Dominique 2003, 04, 05
 Steen, Elroy 1977, 78, 79
 Steffens, Karl K. 1938
 Steffy, Cynthia (Trainer) 2009
 Stegert, Larry 1967, 68, 69
 Stenklyft, David (Manager) 2007, 08, 09
 Stephens, Bradley 2008, 09, 10
 Stephens, Clint (Video) 2005
 Stephenson, Phillip (Manager) 1980, 81
 Sterling, James R. 1939, 40, 41
 Sternberger, Jace 2018
 Sterns, James B. 1896, 97, 98
 Stevens, Barry 1983
 Stewart, Brannon 1996, 97, 98
 Stewart, Jonathan 2009, 10, 11, 12
 Steymann, Walter R. 1942
 Stickane, Scott 2000, 01, 02, 03
 Stinson, Mike 1968, 69
 Stiteler, Robert H. 1930
 Stoss, Robert 1979, 80, 81, 82
 Stratton, Carl K. 1972, 73, 74
 Street, Gus C. 1899, 1901, 02, 03, 04
 Street, Robert L. (Manager) 1948, 49
 Stringfellow, Jack C. 1933
 Strogon, Bobby 1979, 80, 81, 82
 Stuard, Kyle 1980, 81, 82, 83
 Stuckey, Jermiah 2014, 15
 Stump, Craig 1984, 85, 86, 87
 Sturcken, Edward B. 1942
 Stutz, Boone 2004, 05
 Suggs, Tommy 1982
 Sullivan, Mike 1989
 Surovik, John H. (Manager) 1952, 53
 Sutherland, Keaton 2015, 16, 17, 18
 Svatek, Johnnie 1977, 78, 79
 Swan, Michael K. 1963
 Swedeen, John 1970
 Swiley, Dennis 1973, 74, 75, 76
 Swope, Ryan 2009, 10, 11, 12
 Symes, Clarence 1906, 07

Szymanski, Matt 2006, 07

T

Tabuyo, Jeremy 2013, 14, 15, 16
 Talbot, Layne 1987, 88, 89, 90
 Taliaferro, Darrell 1973
 Tankersley, Rick 1985, 86
 Tannehill, Ryan 2008, 09, 10, 11
 Tarrant, Cornell 2007
 Tassos, Damon G. 1943, 44
 Tate, Andi (Trainer) 2004
 Tate, Marvin P. 1952, 53, 54
 Taylor, Anthony 1986, 87
 Taylor, Arthur W. 191908, 09
 Taylor, Chris 1997, 98, 99, 2000
 Taylor, Colton 2019, 20
 Taylor, Dylan 2020
 Taylor, Earvin 2003, 04, 06, 07
 Taylor, Jamaar 2001, 02, 03
 Taylor, Kenneth 1977, 78
 Taylor, Loyd F. 1955, 56, 57
 Taylor, Samson 2005
 Taylor, Tyrell 2011, 12, 13
 Taylor, Tyrone 2013
 Teague, Doug 1976, 77, 78, 79
 Teague, Foster S. 1953
 Teague, Sammie R. (Manager) 1959
 Teal, Jimmy 1982, 83, 84
 Teate, Randall 1976
 Teichelman, Lance 1990, 91, 92, 93
 Ten Napel, Garth 1973, 74, 75
 Terrell, Steven 2009, 10, 11, 12
 Terry, Barrett (Manager) 2006
 Terry, Sean 1994, 95
 Tewell, Dennis (Trainer) 1967
 Thelen, David 1989, 90
 Theriot, Sidney J. 1952, 53, 54
 Thierry, Chris 1996, 97, 98, 99
 Thigpen, Kolten 2011
 Thomas, Brian 2009, 10, 11
 Thomas, Charlie 2010, 11
 Thomas, Clifford 1969
 Thomas, Clifton 1970
 Thomas, Dwaine 2015, 16
 Thomas, Edwin W. 1913, 14
 Thomas, Joey 2004, 05, 06, 07
 Thomas, Laura (Manager) 2008
 Thomas, Matt (Trainer) 2000
 Thomas, Patrick S. 1972, 73, 74, 75
 Thomas, Rodney 1991, 92, 93, 94
 Thomas, Terrence 2001, 02, 04
 Thomas, William 1988, 89, 90
 Thomason, James N. 1938, 39, 40
 Thompson, DeAndre 2010, 11
 Thompson, DeMaurier 2007, 08, 10
 Thompson, George E. 1980
 Thompson, Kyle (Trainer) 1995
 Thompson, Nash O. 1934
 Thompson, Paul (Manager) 2007, 08, 09, 10
 Thompson, Ryan (Manager) 2005
 Thompson, Taquilin "TaTa" 2003
 Thompson, Thomas E. 191909
 Thompson, Tony 1985, 86, 87
 Thompson, William 1973, 74, 75, 76
 Thornton, Marques 2003, 04, 05, 06
 Thornton, Penn B. 1916
 Thorpe, Preston (Video) 2006
 Thrower, John D. 1899, 1900
 Thurmond, Albert N. 1972, 73, 74
 Tidwell, Billy R. 1949, 50, 51
 Tipoti, Kim 2013
 Todd, Dick S. 1936, 37, 38
 Tolleson, Mike 1986
 Toney, Anthony 1984, 85
 Toombs, JaMar 1998, 99, 2000
 Torno, Frank V. 1946
 Torres, Taylor (Manager) 2010
 Townsend, Blaine 2015

Tracey, John.....	1956, 57, 58
Tracy, Carroll A.....	1928, 29, 30
Tracy, Henry C.....	1972, 73, 74, 75
Tracy, H.H.....	1897
Trahan, Warren.....	1973, 74
Trainer, Blake.....	2019, 20, 21
Trammell, Bud.....	1973
Trew, Robert L.....	1913
Trice, Nick.....	2009
Trimble, Murry H.....	1955, 56
Trimmier, Tim.....	1973
Tripuka, Shane.....	2016, 17
Trott, Bobby (Trainer).....	1966
Tschantz, Todd.....	1984, 85, 86
Tucker, Derrick.....	2017, 18
Tucker, Kevin.....	1989, 90
Tucker, Lanning (Trainer).....	1985, 86
Tucker, M. Dwayne.....	1948, 49, 50
Tucker, Rex.....	1995, 96, 97, 98
Tufuga, David.....	2007
Tulis, Robert F.....	1941, 46, 47
Tupe, Misi.....	2006, 07
Turley, Herbert E.....	1943, 46, 47, 48
Turner, J.G.....	1937
Turner, Lafayette.....	1986, 87, 88
Turner, Shemar.....	2021
Turner, Stanley S.....	1943
Turney, John.....	1968

U

Ullrich, Charles E.....	1933
Underwood, James.....	1990
Uriegas, Alberto (Trainer).....	1984
Utay, Joe.....	1905, 06, 07
Utsey, Kali (Trainer).....	2007
Uzzell, William J.....	1963, 64

V

Vaden, Frank S. (Manager).....	1955
Valencia, Colton.....	2009
Valentine, Ira.....	1982, 84, 85, 86
Valentine, Justin (Manager).....	2010
Valletta, Chris.....	1997, 98, 99, 2000
Vandervoort, A.S.....	1918, 19
Van Dyke, Lewis E.....	1960, 62
Van Pelt, Thomas E. (Trainer).....	1960
Van Sant, Jon.....	1980, 81, 82
Van Zandt, Roscoe L.....	1928, 30
Van Zant, Tim.....	2001, 02, 03
Vassar, William C. (Manager).....	1963
Vaughan, Ryan.....	2007
Vaughn, John (Manager).....	1981, 82
Vaughn, Tommie.....	1938, 39, 40
Veckert, Harman H.....	1896, 97
Vela, Anthony.....	2008, 09, 10
Vela, Javier.....	1967, 68
Velasquez, Joe.....	1981, 82, 83, 84
Venetoulas, Manoli.....	1995
Venetoulas, Terry.....	1990, 91, 92, 93
Vesmirovsky, E.....	1910, 11, 12, 13
Vestal, Kevin.....	1997
Vick, Richard P.....	1954
Vick, Roger.....	1983, 84, 85, 86
Villavisencio, Joe.....	2008, 09, 10, 11
Vincent, Andy.....	1996, 97, 98, 99
Vincent, Kary.....	1990, 91
Vitek, Richard D.....	1935, 36, 37
Vordenbaumen, Tim.....	1993, 94
Vos, Kelly (Trainer).....	1997
Voss, Kenneth R.....	1948
Vrazel, Aaron (Video).....	2005, 06

W

Waddle, Percy.....	1987, 88, 89
Wade, Brett.....	2014
Waguespack, Keith.....	1994
Walker, Alvin (Skip).....	1972, 73, 74, 75

Walker, Bill.....	1986
Walker, David.....	1973, 74, 76, 77
Walker, Derel.....	2012, 13
Walker, Elvis.....	1982
Walker, George.....	1966
Walker, Hardreck.....	2013, 14, 15, 16
Walker, Josh.....	2014, 15
Walker II, Larry.....	1993, 94, 95, 96
Walker, L.E.....	1918
Walker, Shawn.....	1983, 84
Walker, Shea.....	1983, 84, 85, 86
Walker, Weldon F.....	1935
Walker, William E.....	1944
Walker, William T.....	1902, 03, 04, 05
Wallace, Aaron.....	1986, 87, 88, 89
Wallace, Cody.....	2005, 06, 07
Wallace, Larry.....	1991, 93
Ward, Arland L.....	1909
Ward, Brandon.....	1994
Ward, C.E.....	1909, 10
Ward, Shaun.....	2011, 12
Ward, Tim.....	1979, 80, 82
Ward, Waylon O.....	1963, 64
Ward, William R.....	1963
Ware, Derek.....	1990
Wareham, Robert (Trainer).....	2006
Warnke, Carl.....	1973, 74, 75
Warren, Justin.....	2003, 04, 05, 06
Warren, Ty.....	1999, 2000, 01, 02
Washington, Mickey.....	1987, 88, 89
Washington, Shaan.....	2013, 14, 15, 16
Washington, William H.....	1912
Watkins, Ronald.....	1981
Watson, Donald A.....	1954, 55, 56
Watson, Matt (Manager).....	1994
Watson, Steve.....	1983
Watts, Armani.....	2014, 15, 16, 17
Watts, Arthur P.....	1894
Watts, Claude D.....	1925, 26
Watts, Dale.....	1968, 69
Waugh, C.A.....	1923, 24
Weaver, Mark.....	1966, 67
Webb, Duncan.....	1983, 84, 85
Webb, James.....	1988, 89, 91
Webb, Randall.....	2001, 02
Webb, Richmond.....	1986, 87, 88, 89
Weber, Joe.....	1999, 2000, 01, 02
Webster, Jason.....	1996, 97, 98, 99
Webster, J.D.....	1940, 41, 42
Weghorst, Allan (Manager).....	1985
Weinert, Arthur.....	1900, 08
Weir, David (Trainer).....	1987, 88
Weir, H.B.....	1917
Weir, W.C.....	1919, 20, 21
Weisinger, Jeremy.....	1999
Weiss, Joe H.....	1964, 65, 66
Welch, Bruce.....	1973, 74, 75
Welch, F. Barney.....	1942, 46, 47
Wellborn, Joseph H.....	1963, 64, 65
Wells, Gaddy.....	1967
Wendt, FT.....	1921
Wesley, Brian.....	2000
Wesley, Dexter.....	1990, 91, 92, 93
Wesson, T. Euel.....	1939, 40, 41
West, Donald E.....	1964
Westbrook, Wm. A. (Manager).....	1962
Westerberg, Tom (Manager).....	1984
Westerfield, Ira Dan.....	1964, 65, 66
Weston, Sean.....	2000, 01, 02, 03
Whatley, Richard E.....	1963, 64, 65
Wheat, Shannon (Trainer).....	1984, 85
Wheat, Wayne.....	1969
Wheeler, Lee (Manager).....	1982, 83
Wheeler, Mark.....	1990, 91
Whistler, Anthony (Trainer).....	1997
Whitaker, Richard.....	2000, 01
White, Andre.....	2020, 21
White, Braden.....	2017, 18, 19, 20

White, Finis L.....	1939
White, James.....	2014, 15, 16
White, Joe R.....	1937, 38, 39
White, Junior.....	1991, 92, 93, 94
White, Oscar M.....	1945
White, Ryan.....	2004
Whitehead, Gary.....	1971, 72
Whitfield, Calvin.....	1984, 85, 86
Whitfield, John T.....	1935, 36
Whitley, Kyle.....	2017
Whitley, Taylor.....	1999, 2000, 01, 02
Whitmer, Ryan.....	2009
Whitmore, Jack.....	1967, 68, 69
Whittaker, Wray W.....	1946, 47, 48, 49
Whitwell, Mike.....	1978, 79, 80, 81
Whitwe, James A.....	1910
Wiatrek, Tyler (Trainer).....	2008
Wickerhan, James B.....	1964
Wiebold, Bill.....	1971, 72
Wiggins, Jonathan.....	2013, 14
Wiley, J.E.....	1943
Wilkinson, Grady.....	1973, 74, 75, 76
Wilkins, W. Taylor.....	1934, 35
Willenborg, James C.....	1962, 63, 64
Williams, Alonzo.....	2012, 13, 14, 15
Williams, Andre.....	1993, 94, 95, 96
Williams, Anthony.....	1989, 90
Williams, Brandon.....	2013, 14, 15
Williams, Brandon (Trainer).....	1995
Williams, Brian.....	2019, 20
Williams, Cedric.....	1993
Williams, Chris (Manager).....	2004
Williams, Cody.....	2008, 09
Williams, Doug.....	1984, 85
Williams, Garrick.....	2008, 09, 10, 11
Williams, George.....	1939
Williams, Greg.....	1980, 81, 82
Williams, Jackie.....	1973, 74, 75
Williams, JaQuay.....	2013
Williams, Jimmie.....	1980, 81, 82, 83
Williams, J. Maurice.....	1939
Williams, K.J.....	2008, 09
Williams, Lee (Manager).....	1995, 96
Williams, LeKendrick.....	2012
Williams, Michael.....	1975, 76, 77
Williams, Michael.....	1996, 97
Williams, Pat.....	1995, 96
Williams, Reggie.....	1973, 74
Williams, Robert H.....	1941, 42
Williams, Sammy.....	1968
Williams, T.J.....	1905
Williams, Trayveon.....	2016, 17, 18
Williams, Trey.....	2012, 13, 14
Williams, Vincent.....	2008, 09
Williams, W.B.....	1931, 32
Williamson, Drew.....	2008
Willis, Nicholas W.....	1934, 35
Willis, Priest.....	2016, 17
Willoughby, Jack (Manager).....	1971
Wilson, Donovan.....	2014, 15, 16, 18
Wilson, E.S.....	1916, 17, 18, 19
Wilson, Fay.....	1923, 24, 25
Wilson, Jeff.....	1997
Wilson, Kevin.....	2015
Wilson, Matt.....	1984, 85, 86, 87
Wilson, Richard O.....	1922, 23
Wilson, Robert.....	1988, 89, 90
Wilson, Roy D. (Trainer).....	1963
Wilson, Sean.....	1987, 88, 89, 90
Wilson, T.F.....	1920, 21, 22, 23
Wilson, Tyree.....	2018, 19
Wilson, W.W.....	1924
Winkler, Andrew.....	1897, 98
Winkler, James C.....	1945, 46, 47, 48
Winkler, Lawrence E.....	1952, 53, 54
Winn, W.E.....	1921
Withers, John.....	1982
Wolf, Herbert J.....	1954, 55

Wolf, William M.....	1930
Wolridge, Andrew.....	2010, 11
Wood, Frank M.....	1939
Wood, Jeff.....	2008, 09
Wood, Joe.....	1966
Wood, Ken.....	2009, 10, 11
Wood, Kristen (Trainer).....	1995
Wood, Trevor.....	2018
Woodard, George.....	1975, 76, 77, 79
Woodard, Mike (Trainer).....	1976
Woodfin, Jim (Manager).....	1986, 87, 88
Woodland, Sully.....	1932, 33
Woodman, Cony N.....	1904, 06
Woodman, James O.....	1930
Woodman, V.W.....	1925, 26
Woods, Fred.....	2003
Woods, Jesse.....	2002, 04
Woodside, Keith.....	1983, 85, 86, 87
Woodum, Allen.....	2012
Woodridge, Toron.....	2002
Work, Chris.....	1988
Worthing, Evan E.....	1901, 02
Wright, Anthony.....	2002
Wright, Charlie E.....	1943, 46, 47, 48
Wright, Delvin.....	1997
Wright, Don.....	1977, 78
Wright, Dylan.....	2019
Wright, Fred G.t.....	1935
Wright, James.....	1955, 56, 57
Wright, Larry.....	1973
Wright, Max.....	2018, 20, 21
Wright, R.C.....	1943, 46
Wright, Richard H.....	1932
Wright, Will.....	1979, 80, 81, 82
Wurzback, Mark.....	1984, 85, 86
Wyatt, Sherrod.....	1994, 96
Wydermyer, Jalen.....	2019, 20, 21
Wylie, H.P.....	1926
Wylie, Randy.....	1983, 84, 85

Y

Yates, Billy.....	1999, 2000, 01, 02
Yates, Paul T.....	1944
Yeagain, C.W.....	1944, 45
Yeoman, William F.....	1945
Yocum, Gill.....	1971
Yoder, Chris.....	2004, 05, 06, 07
Young, Erick.....	2019, 20
Young, Gary.....	1976
Young, Jacob.....	2003, 04
Young, Roy O.....	1935, 36, 37
Young, Stephen.....	1997, 98, 99, 2000

Z

Zachery, James.....	1977, 78, 79
Zachry, Ben.....	1984, 85
Zapalac, Willie F.....	1941, 42, 46
Zarafonitis, George H.....	1928, 29
Zedler, Otto F. (Manager).....	1916
Zettler, Alex.....	2021
Zuch, Howard W.....	1951, 52

TEXAS A&M BOWL HISTORY (20-22)

YEAR	BOWL	DATE	LOCATION	STADIUM	RESULT
2021	Gator	Dec. 31, 2021	Jacksonville, Fla.	TIAA Bank Field	DNP - COVID
2020	Orange	Jan. 2, 2021	Miami, Fla.	Hard Rock Stadium	A&M42 North Carolina27
2019	Texas	Dec. 27, 2019	Houston, Texas	NRG Arena	A&M24 Oklahoma State21
2018	Gator	Dec. 31, 2018	Jacksonville, Fla.	TIAA Bank Field	A&M52 NC State13
2017	Belk	Dec. 29, 2017	Charlotte, N.C.	Bank of America Stadium	Wake Forest55 A&M52
2016	Texas	Dec. 28, 2016	Houston, Texas	NRG Stadium	Kansas State33 A&M28
2015	Music City	Dec. 30, 2015	Nashville, Tenn.	Nissan Stadium	Louisville27 A&M21
2014	Liberty	Dec. 29, 2014	Memphis, Tenn.	Liberty Stadium	A&M45 West Virginia37
2013	Chick-fil-A	Dec. 31, 2013	Atlanta, Ga.	Georgia Dome	A&M52 Duke48
2013	Cotton	Jan. 4, 2013	Arlington, Texas	Cowboys Stadium	A&M41 Oklahoma13
2011	Texas	Dec. 31, 2011	Houston, Texas	Reliant Stadium	A&M33 Northwestern22
2011	Cotton	Jan. 7, 2011	Arlington, Texas	Cowboys Stadium	LSU41 A&M24
2009	Independence	Dec. 28, 2009	Shreveport, La.	Independence Stadium	Georgia44 A&M20
2007	Alamo	Dec. 29, 2007	San Antonio, Texas	Alamodome	Penn State24 A&M17
2006	Holiday	Dec. 28, 2006	San Diego, Calif.	Qualcomm Stadium	California45 A&M10
2005	Cotton	Jan. 1, 2005	Dallas, Texas	Cotton Bowl	Tennessee38 A&M7
2001	Houston	Dec. 28, 2001	Houston, Texas	Astrodome	A&M28 TCU9
2000	Independence	Dec. 31, 2000	Shreveport, La.	Independence Stadium	Mississippi State43 OT A&M41
1999	Sugar	Jan. 1, 1999	New Orleans, La.	Superdome	Ohio State24 A&M14
1999	Alamo	Dec. 28, 1999	San Antonio, Texas	Alamodome	Penn State24 A&M0
1998	Cotton	Jan. 1, 1998	Dallas, Texas	Cotton Bowl	UCLA29 A&M23
1995	Alamo	Dec. 29, 1995	San Antonio, Texas	Alamodome	A&M22 Michigan20
1994	Cotton	Jan. 1, 1994	Dallas, Texas	Cotton Bowl	Notre Dame24 A&M21
1993	Cotton	Jan. 1, 1993	Dallas, Texas	Cotton Bowl	Notre Dame28 A&M3
1992	Cotton	Jan. 1, 1992	Dallas, Texas	Cotton Bowl	Florida State10 A&M2
1990	Holiday	Dec. 29, 1990	San Diego, Calif.	Jack Murphy Stadium	A&M65 BYU14
1989	Sun	Dec. 30, 1989	El Paso, Texas	Sun Bowl	Pittsburgh31 A&M28
1988	Cotton	Jan. 1, 1988	Dallas, Texas	Cotton Bowl	A&M35 Notre Dame10
1987	Cotton	Jan. 1, 1987	Dallas, Texas	Cotton Bowl	Ohio State28 A&M12
1986	Cotton	Jan. 1, 1986	Dallas, Texas	Cotton Bowl	A&M36 Auburn16
1981	Independence	Dec. 12, 1981	Shreveport, La.	Independence Stadium	A&M33 Oklahoma State16
1978	Hall of Fame	Dec. 20, 1978	Birmingham, Ala.	Legion Field	A&M28 Iowa State12
1977	Bluebonnet	Dec. 31, 1977	Houston, Texas	Astrodome	USC47 A&M28
1977	Sun	Jan. 2, 1977	El Paso, Texas	Sun Bowl	A&M37 Florida14
1975	Liberty	Dec. 22, 1975	Memphis, Tenn.	Liberty Bowl	USC20 A&M0
1968	Cotton	Jan. 1, 1968	Dallas, Texas	Cotton Bowl	A&M20 Alabama16
1957	Gator	Dec. 27, 1957	Jacksonville, Fla.	Gator Bowl	Tennessee3 A&M0
1950	Presidential Cup	Dec. 8, 1950	College Park, Md.	Byrd Stadium	A&M40 Georgia20
1944	Orange	Jan. 1, 1944	Miami, Fla.	Orange Bowl	LSU19 A&M14
1942	Cotton	Jan. 1, 1942	Dallas, Texas	Cotton Bowl	Alabama29 A&M21
1941	Cotton	Jan. 1, 1941	Dallas, Texas	Cotton Bowl	A&M13 Fordham12
1940	Sugar	Jan. 1, 1940	New Orleans, La.	Tulane Stadium	A&M14 Tulane13
1922	Dixie Classic	Jan. 2, 1922	Dallas, Texas	Fair Park	A&M22 Centre College14

A Centre College runner (dark jersey) is stopped on the A&M 1-yard line. A&M's T.F. "Puny" Wilson is No. 3 and Cap Murreh is No. 11. Wilson was the hero of the 1922 Dixie Classic, scoring two touchdowns and a safety as the Aggies posted a huge upset.



A&M IN RANKED-TEAM GAMES

2021

S 4	#6	A&M	vs	Kent State	W	41 - 10
S 11	#5	A&M	vs	Colorado	W	10 - 7
S 18	#7	A&M	vs	New Mexico	W	34 - 0
S 25	#7	A&M	vs #16	Arkansas	L	10 - 20
O 2	#15	A&M	vs	Mississippi State	L	22 - 26
O 9		A&M	vs #1	Alabama	W	41 - 38
O 16	#21	A&M	at	Missouri	W	35 - 14
O 23	#17	A&M	vs	South Carolina	W	44 - 14
N 6	#13	A&M	vs #12	Auburn	W	20 - 3
N 13	#11	A&M	at #12	Ole Miss	L	19 - 29
N 20	#16	A&M	vs	Prairie View A&M	W	52 - 3
N 27	#14	A&M	at	LSU	L	24 - 27

2020

S 26	#10	A&M	vs	Vanderbilt	W	17 - 12
O 3	#13	A&M	at #2	Alabama	L	24 - 52
O 10	#21	A&M	vs #4	Florida	W	41 - 38
O 17	#11	A&M	at	Mississippi State	W	28 - 14
O 31	#8	A&M	vs	Arkansas	W	42 - 31
N 7	#7	A&M	at	South Carolina	W	48 - 3
N 28	#5	A&M	vs	LSU	W	20 - 7
D 5	#5	A&M	at	Auburn	W	31 - 20
D 19	#5	A&M	at	Tennessee	W	34 - 13
J 2	#5	A&M	vs #14	North Carolina	W	41 - 27

2019

A 29	#12	A&M	vs	Texas State	W	74 - 41
S 1	#12	A&M	at #1	Clemson	L	10 - 24
S 14	#16	A&M	vs	Lamar	W	62 - 3
S 21	#17	A&M	vs #8	Auburn	L	20 - 28
S 29	#23	A&M	vs	Arkansas	W	31 - 27
O 12	#24	A&M	vs #1	Alabama	L	28 - 47
N 16	#24	A&M	vs	South Carolina	W	30 - 6
N 23		A&M	at #4	Georgia	L	13 - 19
N 30		A&M	at #1	LSU	L	7 - 50
D 27		A&M	vs #25	Oklahoma State	W	24 - 21

2018

S 8		A&M	vs #2	Clemson	L	26 - 28
S 22	#22	A&M	at #1	Alabama	L	23 - 45
O 6		A&M	vs #13	Kentucky (OT)	W	20 - 13
O 13	#22	A&M	at	South Carolina	W	26 - 23
O 27	#16	A&M	at	Mississippi State	L	13 - 28
N 3	#25	A&M	at	Auburn	L	24 - 28
N 24		A&M	vs #8	LSU (7OT)	W	74 - 72
D 31	#21	A&M	vs	NC State	W	52 - 13

2017

O 7		A&M	at #1	Alabama	L	19 - 27
N 4		A&M	at #16	Auburn	L	27 - 42
N 25		A&M	at #19	LSU	L	21 - 45

2016

S 3		A&M	#16	UCLA (OT)	W	31 - 24
S 10	#20	A&M		Prairie View A&M	W	67 - 0
S 17	#17	A&M	at	Auburn	W	29 - 16
S 24	#10	A&M	vs. #17	Arkansas	W	45 - 24
O 1	#9	A&M	at	South Carolina	W	24 - 13
O 8	#8	A&M	#9	Tennessee (2OT)	W	45 - 38
O 22	#6	A&M	at #1	Alabama	L	14 - 33
O 29	#9	A&M		New Mexico State	W	52 - 10
N 5	#7	A&M	at	Mississippi State	L	28 - 35
N 12	#10	A&M		Ole Miss	L	28 - 29
N 19	#23	A&M		UTSA	W	23 - 10
N 24	#22	A&M	#25	LSU	L	39 - 54

2015

A 28		A&M	#15	Arizona State	W	38 - 17
S 6	#16	A&M		Ball State	W	56 - 23
S 13	#17	A&M		Nevada	W	44 - 27
S 20	#14	A&M	vs	Arkansas	W	28 - 21
S 27	#14	A&M	#21	Mississippi State	W	30 - 17
O 4	#9	A&M	at #10	Alabama	L	23 - 41
O 11	#15	A&M	#24	Ole Miss	L	3 - 23
O 18	#25	A&M	at	Auburn	L	10 - 26

ENTERING THE 2022 SEASON

Total Times Ranked **394**

Times Ranked No. 1 **7**
(most recent Nov. 16, 1957)

Record as a ranked team.....**214-109-7**

Weeks Ranked By Decade

1936-39.....	12	1970-79.....	49	2010-19.....	78
1940-49.....	22	1980-89.....	33	2020.....	27
1950-59.....	37	1990-99.....	120		
1960-69.....	2	2000-09.....	30		

2014

A 28	#21	A&M	#9	South Carolina	W	58 - 28
S 6	#9	A&M		Lamar	W	73 - 3
S 13	#7	A&M		Rice	W	38 - 10
S 20	#6	A&M	at	SMU	W	58 - 6
S 27	#6	A&M	vs	Arkansas	W	35 - 28
O 4	#6	A&M	at #12	Mississippi State	L	31 - 48
O 11	#14	A&M	#3	Ole Miss	L	20 - 35
O 18	#21	A&M	at #7	Alabama	L	0 - 59
N 8		A&M	at #3	Auburn	W	41 - 38

2013

A 31	#6	A&M		Rice	W	52 - 31
S 07	#6	A&M		Sam Houston State	W	65 - 28
S 14	#6	A&M	#1	Alabama	L	42 - 49
S 21	#9	A&M		SMU	W	42 - 13
S 27	#9	A&M	at	Arkansas	W	45 - 33
O 12	#9	A&M	at	Ole Miss	W	41 - 38
O 19	#7	A&M	#24	Auburn	L	41 - 45
O 26	#15	A&M		Vanderbilt	W	56 - 24
N 02	#14	A&M		UTEP	W	57 - 7
N 09	#13	A&M		Mississippi State	W	51 - 41
N 23	#10	A&M	at #18	LSU	L	10 - 34
N 30	#21	A&M	at #5	Missouri	L	21 - 28
D 31*	#20	A&M	vs #22	Duke	W	52 - 48

* Chick-fil-a Bowl, Atlanta, Ga.

2012

S 06		A&M	#24	Florida	L	17 - 20
O 13*	#22	A&M	vs #23	Louisiana Tech	W	59 - 57
O 20	#20	A&M	#6	LSU	L	19 - 24
O 27	#22	A&M	at	Auburn	W	63 - 21
N 03	#16	A&M	at #17	Mississippi State	W	38 - 13
N 10	#15	A&M	at #1	Alabama	W	29 - 24
N 17	#9	A&M		Sam Houston State	W	47 - 28
N 24	#9	A&M		Missouri	W	59 - 29
J 04*	#9	A&M	vs #13	Oklahoma	W	41 - 13

^ at Shreveport, La. * Cotton Bowl, Arlington, Texas

2011

S 04	#8	A&M		SMU	W	46 - 14
S 17	#9	A&M		Idaho	W	37 - 7
S 24	#8	A&M	#7	Oklahoma St	L	29 - 30
O 01	#14	A&M	vs #18	Arkansas	L	38 - 42
O 08	#24	A&M	at	Texas Tech	W	45 - 40
O 15	#21	A&M	#20	Baylor	W	55 - 28
O 22	#17	A&M	at	Iowa St	W	33 - 17
O 29	#16	A&M		Missouri (OT)	L	31 - 38
N 05		A&M	at #7	Oklahoma	L	25 - 41
N 12		A&M	at #17	Kansas St (4OT)	L	50 - 53

2010

O 09		A&M	vs #11	Arkansas	L	17 - 24
O 16		A&M	#21	Missouri	L	9 - 30
N 20	#18	A&M	#9	Nebraska	W	9 - 6
N 25	#17	A&M	at	Texas	W	24 - 17
J 07*	#17	A&M	vs #11	LSU	L	24 - 41

* Cotton Bowl, Arlington, Texas

2009

O 10		A&M	#15	Oklahoma St.	L	31 - 36
O 24		A&M	at #21	Texas Tech	W	52 - 30
N 26		A&M	#3	Texas	L	39 - 49

2008

O 04		A&M	at #21	Oklahoma St	L	28 - 56
O 18		A&M	#7	Texas Tech	L	25 - 43
N 08		A&M	#6	Oklahoma	L	28 - 66
N 27		A&M	at #4	Texas	L	9 - 49

2007

S 01	#25	A&M		Montana St	W	38 - 7
S 08	#23	A&M		Fresno St (30T)	W	47 - 45
S 15	#25	A&M		UL-Monroe	W	54 - 14
S 20	#20	A&M	at	Miami (Fla.)	L	17 - 34
O 27		A&M	#12	Kansas	L	11 - 19
N 03		A&M	at #5	Oklahoma	L	14 - 42
N 10		A&M	at #7	Missouri	L	26 - 40
N 23		A&M	#12	Texas	W	38 - 30

2006

O 14		A&M	#19	Missouri	W	25 - 19
O 21	#25	A&M	at	Okla. State (OT)	W	34 - 33
O 28	#22	A&M	at	Baylor	W	31 - 21
N 04	#21	A&M	#18	Oklahoma	L	16 - 17
N 11	#24	A&M		Nebraska	L	27 - 28
N 24		A&M	at #11	Texas	W	12 - 7
D 28*	#21	A&M	vs #20	California	L	10 - 45

* Holiday Bowl, San Diego, Calif.

2005

S 03	#17	A&M	at	Clemson	L	24 - 25
N 25		A&M	#2	Texas	L	29 - 40

2004

S 02		A&M	at #19	Utah	L	21 - 41
O 16	#23	A&M	at #15	Oklahoma St.	W	36 - 20
O 23	#17	A&M		Colorado (OT)	W	29 - 26
O 30	#17	A&M	at	Baylor (OT)	L	34 - 35
N 06		A&M	#2	Oklahoma	L	35 - 42
N 13	#22	A&M		Texas Tech (OT)	W	32 - 25
N 25	#22	A&M	at #5	Texas	L	13 - 26
J 01*	#20	A&M	#15	Tennessee	L	7 - 38

* Cotton Bowl, Dallas, Texas

2003

S 18		A&M	at #8	Virginia Tech	L	19 - 35
S 27		A&M	#17	Pittsburgh	L	26 - 37
O 18		A&M	at #14	Nebraska	L	12 - 48
O 25		A&M	#18	Oklahoma St.	L	10 - 38
N 08		A&M	at #1	Oklahoma	L	0 - 77
N 28		A&M	#6	Texas	L	15 - 46

2002

A 31	#23	A&M		La.-Lafayette	W	31 - 7
S 07	#20	A&M	at	Pittsburgh	W	14 - 12
S 21	#19	A&M	#7	Virginia Tech	L	3 - 13
S 28	#24	A&M		Louisiana Tech	W	31 - 3
O 05	#23	A&M		Texas Tech (OT)	L	47 - 48
N 09		A&M	#1	Oklahoma	W	30 - 26
N 29		A&M	at #10	Texas	L	20 - 50

2001

O 06	#24	A&M		Baylor	W	16 - 10
O 13	#25	A&M	at #20	Colorado	L	21 - 31
N 03	#24	A&M	at	Texas Tech	L	0 - 12
N 10		A&M	at #3	Oklahoma	L	10 - 31
N 23		A&M	#5	Texas	L	7 - 21

2000

S 04	#25	A&M	at	Notre Dame	L	10 - 24
O 28		A&M	#10	Kansas State	W	26 - 10
N 04	#24	A&M	at	Oklahoma State	W	21 - 16
N 11	#23	A&M	#1	Oklahoma	L	31 - 35
N 24	#22	A&M	at #12	Texas	L	17 - 43

1999

S 04*	#7	A&M	vs	La. Tech	W	37 - 17
S 18	#7	A&M		Tulsa	W	62 - 13
S 25	#5	A&M		Southern Miss	W	23 - 6
O 02	#5	A&M	at	Texas Tech		

N 29	#2	A&M	#5	Texas	W	20 - 10
D 06	#2	A&M	at #18	Arkansas	L	6 - 31
D 20*	#6	A&M	vs	USC	L	0 - 20

* Liberty Bowl, Memphis, Tenn.

1974

S 14	#20	A&M		Clemson	W	24 - 0
S 21	#12	A&M	at #7	LSU	W	21 - 14
S 28	#9	A&M	at	Washington	W	28 - 15
O 05	#5	A&M	at	Kansas	L	10 - 28
O 12	#16	A&M	#7	Texas Tech	W	28 - 7
O 19	#8	A&M		TCU	W	17 - 0
O 26	#8	A&M	at	Baylor	W	20 - 0
N 02	#8	A&M		Arkansas	W	20 - 10
N 09	#5	A&M	at	SMU	L	14 - 18
N 16	#10	A&M		Rice	W	37 - 7
N 29	#8	A&M	at #17	Texas	L	3 - 32

1973

S 22		A&M	at #11	LSU	L	23 - 28
N 22		A&M	#11	Texas	L	13 - 42

1972

S 16		A&M	at #9	Nebraska	L	7 - 37
S 23		A&M	at #9	LSU	L	17 - 42
N 04		A&M	#20	Arkansas	W	10 - 7
N 24		A&M	at #6	Texas	L	3 - 38

1971

S 25		A&M	at #1	Nebraska	L	7 - 34
O 30		A&M	at #8	Arkansas	W	17 - 9
N 25		A&M	#12	Texas	L	14 - 34

1970

S 19		A&M	at #12	LSU	W	20 - 18
S 26		A&M	at #1	Ohio State	L	13 - 56
O 03		A&M	at #8	Michigan	L	10 - 14
O 31		A&M	#8	Arkansas	L	6 - 45
N 26		A&M	at #1	Texas	L	14 - 52

1969

N 01		A&M	at #4	Arkansas	L	13 - 35
N 27		A&M	#1	Texas	L	12 - 49

1968

S 21	#13	A&M	at #18	LSU	L	12 - 13
O 05	#17	A&M	at	Florida State	L	14 - 20
N 02		A&M	#17	Arkansas	L	22 - 25
N 28		A&M	at #6	Texas	L	14 - 35

1967

J 01*		A&M	vs #8	Alabama	W	20 - 16
-------	--	-----	-------	---------	---	---------

* Cotton Bowl, Dallas.

1966

O 29		A&M	#9	Arkansas	L	0 - 34
------	--	-----	----	----------	---	--------

1965

S 18		A&M	at #8	LSU	L	0 - 10
O 30		A&M	at #2	Arkansas	L	0 - 31

1964

O 31		A&M	#4	Arkansas	L	0 - 17
N 26		A&M	at #5	Texas	L	7 - 26

1963

N 28		A&M	#1	Texas	L	13 - 15
------	--	-----	----	-------	---	---------

1962

S 22		A&M	at #5	LSU	L	0 - 21
N 03		A&M	#8	Arkansas	L	7 - 17
N 22		A&M	at #4	Texas	L	3 - 13

1961

N 23		A&M	#5	Texas	L	0 - 25
------	--	-----	----	-------	---	--------

1960

O 22		A&M	at #7	Baylor	L	0 - 14
O 29		A&M	at #12	Arkansas	L	3 - 7
N 12		A&M	at #16	Rice	L	14 - 21

1959

S 19		A&M	at #19	Michigan St.	W	9 - 7
O 31		A&M	at #17	Arkansas	L	7 - 12
N 26		A&M	#4	Texas	L	17 - 20

1958

S 20	#20	A&M		Texas Tech	L	14 - 15
O 18		A&M	#20	TCU	L	8 - 24
N 08		A&M	at #20	SMU	L	0 - 33

1957

S 21*	#2	A&M	vs	Maryland	W	21 - 13
S 28	#2	A&M		Texas Tech	W	21 - 0
O 05	#5	A&M	at	Missouri	W	28 - 0
O 12	#3	A&M		Houston	W	28 - 6
O 19	#3	A&M	at	TCU	W	7 - 6
O 26	#2	A&M	at	Baylor	W	14 - 0
N 02	#1	A&M	at #11	Arkansas	W	7 - 6
N 09	#1	A&M		SMU	W	19 - 6
N 16	#1	A&M	at #20	Rice	L	6 - 7
N 28	#4	A&M		Texas	L	7 - 9
D 28*	#8	A&M	vs #13	Tennessee	L	0 - 3

* at Dallas. * Gator Bowl, Jacksonville, Fla.

1956

S 22	#9	A&M		Villanova	W	19 - 0
S 29	#11	A&M	at	LSU	W	9 - 6
O 06	#11	A&M		Texas Tech	W	40 - 7
O 13	#9	A&M	at	Houston	T	14 - 14
O 20	#14	A&M	#4	TCU	W	7 - 6
O 27	#7	A&M	#8	Baylor	W	19 - 13
N 03	#5	A&M		Arkansas	W	27 - 0
N 10	#5	A&M	at	SMU	W	33 - 7
N 17	#5	A&M	at	Rice	W	21 - 7
N 29	#4	A&M	at	Texas	W	34 - 21

1955

S 17		A&M	at #1	UCLA	L	0 - 21
S 24		A&M	at #16	LSU	W	28 - 0
O 15	#19	A&M	at #7	TCU	W	19 - 16
O 22	#12	A&M	at #16	Baylor	W	19 - 7
O 29	#11	A&M	at	Arkansas	T	7 - 7
N 05	#12	A&M		SMU	W	13 - 2
N 12	#9	A&M	at	Rice	W	20 - 12
N 24	#8	A&M		Texas	L	6 - 21

1954

S 18		A&M	#19	Texas Tech	L	9 - 41
O 30		A&M	#4	Arkansas	L	7 - 14

1953

O 03		A&M	#18	Georgia	W	14 - 12
O 24	#15	A&M	at #6	Baylor	L	13 - 14
N 14		A&M	at #16	Rice	L	7 - 34
N 26		A&M	#11	Texas	L	12 - 21

1952

S 27		A&M	at #1	Michigan St.	L	6 - 48
N 27		A&M	at #10	Texas	L	12 - 32

1951

S 30	#6	A&M	at	UCLA	W	21 - 14
O 06	#10	A&M		Texas Tech	W	20 - 7
O 13	#4	A&M	#11	Oklahoma	W	14 - 7
O 20	#6	A&M	at	TCU	L	14 - 20
O 27	#16	A&M	at #7	Baylor	T	21 - 21
N 03	#18	A&M	at	Arkansas	L	21 - 33
N 29		A&M	#16	Texas	W	22 - 21

1950

S 30		A&M	at #6	Oklahoma	L	28 - 34
O 28	#13	A&M		Baylor	L	20 - 27
N 11		A&M	at #7	SMU	W	25 - 20
N 18	#12	A&M	at	Rice	L	13 - 21
N 30		A&M	#5	Texas	L	0 - 17

1949

O 22		A&M	#11	Baylor	L	0 - 21
N 05		A&M	#9	SMU	T	27 - 27
N 12		A&M	#7	Rice	L	0 - 13

1948

N 06		A&M	at #8	SMU	L	14 - 20
------	--	-----	-------	-----	---	---------

1947

N 08		A&M	#3	SMU	L	0 - 13
N 29		A&M	#7	Texas	L	13 - 32

1946

N 16		A&M	#14	Rice	L	10 - 27
N 28		A&M	at #20	Texas	L	7 - 24

1945

O 13	#17	A&M	at	LSU	L	12 - 31
N 29		A&M	#10	Texas	L	10 - 20

1943

O 16	#18	A&M	at	TCU	W	13 - 0
O 23	#13	A&M		NTAC	T	0 - 0
O 30	#19	A&M	at	Arkansas	W	13 - 0
N 06	#16	A&M		SMU	W	22 - 0
N 13	#14	A&M	at	Rice	W	20 - 0
N 25	#16	A&M	#12	Texas	L	13 - 27

1942

O 17		A&M	#17	TCU	L	2 - 7
N 26		A&M	at #18	Texas	L	6 - 12

1941

O 18	#14	A&M	at	TCU	W	14 - 0
O 25	#9	A&M		Baylor	W	48 - 0
N 01	#5	A&M	at	Arkansas	W	7 - 0
N 08	#5	A&M		SMU	W	21 - 10
N 15	#4	A&M	at	Rice	W	19 - 6
N 27	#2	A&M	#10	Texas	L	0 - 23
D 05	#9	A&M	#19	Wash. State	W	7 - 0
J 01*	#9	A&M	vs #20	Alabama	L	21 - 29

* Cotton Bowl, Dallas, Texas

1940

O 19	#2	A&M		TCU	W	21 - 7
O 26	#4	A&M	at	Baylor	W	14 - 7
N 02	#5	A&M		Arkansas	W	17 - 0
N 09	#4	A&M	at #14	SMU	W	19 - 7
N 16	#3	A&M		Rice	W	25 - 0
N 28	#2	A&M	at	Texas	L	0 - 7
J 01*	#6	A&M	vs #12	Fordham	W	13 - 12

* Cotton Bowl, Dallas, Texas

1939

O 21	#9	A&M	at	TCU	W	20 - 6
O 28	#5	A&M		Baylor	W	20 - 0
N 04	#5	A&M	at	Arkansas	W	27 - 0
N 11	#2	A&M	#13	SMU	W	6 - 2
N 18	#2	A&M	at	Rice	W	19 - 0
N 30	#1	A&M		Texas	W	20 - 0
J 01*	#1	A&M	vs #5	Tulane	W	14 - 13

* Sugar Bowl, New Orleans, La.

1938

O 22		A&M	at #17	Baylor	T	6 - 6
------	--	-----	--------	--------	---	-------

1937

O 23	#13	A&M	#18	Baylor	L	0 - 13
O 30		A&M	at #20	Arkansas	L	13 - 26
N 13		A&M	at #15	Rice	T	6 - 6

1936

O 24	#14	A&M	at	Baylor	T	0 - 0
N 14	#15	A&M	at	San Francisco	W	38 - 14
N 17	#15	A&M	at	Utah	W	20 - 7
N 21	#14	A&M	at	Centenary	L	0 - 3

HISTORY

A&M VS. RANKED OPPONENTS

ASSOCIATED PRESS POLL, SINCE 1936

AP NO. 1 (3-14)

Oct. 9, 2021	vs. Alabama	W 41-38
Sept. 7, 2019	at Clemson	L 10-24
Oct. 12, 2019	at Alabama	L 28-47
Nov. 30, 2019	at LSU	L 7-50
Oct. 22, 2018	at Alabama	L 23-45
Oct. 7, 2017	Alabama	L 19-27
Oct. 22, 2016	Alabama	L 14-33
Sept. 14, 2013	Alabama	L 42-49
Nov. 10, 2012	at Alabama	W 29-24
Nov. 8, 2003	Oklahoma	L 0-77
Nov. 9, 2002	Oklahoma	W 30-26
Nov. 11, 2000	Oklahoma	L 31-35
Nov. 26, 1977	Texas	L 28-57
Sept. 25, 1971	at Nebraska	L 7-34
Nov. 26, 1970	at Texas	L 14-52
Sept. 26, 1970	at Ohio State	L 13-56
Nov. 27, 1969	Texas	L 12-49
Nov. 27, 1963	Texas	L 13-15
Sept. 17, 1955	at UCLA	L 0-21
Oct. 11, 1952	at Michigan St.	L 6-48

AP NO. 2 (2-9)

Oct. 3, 2020	at Alabama	L 24-52
Sept. 8, 2018	Clemson	L 26-28
Nov. 5, 2005	Texas	L 29-40
Nov. 6, 2004	Oklahoma	L 35-42
Dec. 5, 1998	vs Kansas St (20T)	W 36-33 (Big 12 Championship, St. Louis)
Oct. 10, 1998	vs Nebraska	W 28-21
Aug. 31, 1998	vs Florida State	L 14-23 (Kickoff Classic, East Rutherford, N.J.)

Dec. 6, 1997	vs Nebraska	L 15-54 (Big 12 Championship, San Antonio)
Aug. 27, 1988	vs Nebraska	L 14-23 (Kickoff Classic, East Rutherford, N.J.)
Nov. 26, 1983	Texas	L 13-45
Oct. 30, 1965	at Arkansas	L 0-31

AP NO. 3 (1-4)

Nov. 8, 2014	at Auburn	W 41-38
Nov. 26, 2009	Texas	L 39-49
Nov. 10, 2001	at Oklahoma	L 10-31
Jan. 1, 1999	vs Ohio State	L 24-14 (Sugar Bowl)
Oct. 1, 1977	at Michigan	L 3-41

AP NO. 4 (2-7)

Oct. 10, 2020	Florida	W 41-38
Nov. 23, 2019	at Georgia	L 13-19
Nov. 27, 2008	at Texas	L 9-49
Jan. 1, 1994	vs Notre Dame	L 21-24 (Cotton Bowl)
Oct. 30, 1982	at SMU	L 9-47
Nov. 1, 1969	at Arkansas	L 13-35
Oct. 31, 1964	Arkansas	L 0-17
Nov. 22, 1962	at Texas	L 3-13
Nov. 26, 1959	Texas	L 17-20
Oct. 20, 1956	TCU	W 7-6

AP NO. 5 (3-11)

Nov. 30, 2013	at Missouri	L 21-28
Nov. 3, 2007	at Oklahoma	L 14-42
Nov. 25, 2004	at Texas	L 13-26
Nov. 23, 2001	Texas	L 7-21
Nov. 26, 1999	Texas	W 20-16
Jan. 1, 1998	vs UCLA	L 23-29 (Cotton Bowl)
Jan. 1, 1993	vs Notre Dame	L 3-28 (Cotton Bowl)
Jan. 1, 1992	vs Florida State	L 2-10 (Cotton Bowl)
Dec. 1, 1990	at Texas	L 27-28
Nov. 28, 1975	Texas	W 20-10
Nov. 26, 1964	at Texas	L 7-26
Sept. 22, 1962	at LSU	L 0-21
Nov. 23, 1961	Texas	L 0-25
Jan. 1, 1940	vs Tulane	W 14-13 (Sugar Bowl)

TOP-5 OPPONENTS BEATEN

Oct. 9, 2021	#1 Alabama	W 41-38
Oct. 10, 2020	#4 Florida	W 41-38
Nov. 8, 2014	at #3 Auburn	W 41-38
Nov. 10, 2012	at #1 Alabama	W 29-24
Nov. 9, 2002	#1 Oklahoma	W 30-26
Nov. 26, 1999	#5 Texas	W 20-16
Oct. 10, 1998	#2 Nebraska	W 28-21
Dec. 5, 1998	#2 Kansas St (20T)	W 36-33 (Big 12 Championship, St. Louis)
Nov. 28, 1975	#5 Texas	W 20-10
Oct. 20, 1956	#4 TCU	W 7-6
Jan. 1, 1940	vs #5 Tulane	W 14-13 (Sugar Bowl)

HIGHEST-RANKED ROAD WIN

Nov. 10, 2012	at #1 Alabama	W 29-24
Nov. 8, 2014	at #3 Auburn	W 41-38
Sept. 22, 1979	at #6 Penn State	W 27-14

RECENT TOP-10 WINS AT HOME

Oct. 9, 2021	#1 Alabama	W 41-38
Oct. 3, 2020	#4 Florida	W 41-38
Nov. 24, 2018	#8 LSU (7OT)	W 74-72
Oct. 8, 2016	#9 Tennessee (OT)	W 45-38
Nov. 20, 2010	#9 Nebraska	W 9-6
Nov. 9, 2002	#1 Oklahoma	W 30-26
Oct. 28, 2000	#10 Kansas State	W 26-10
Nov. 26, 1999	#5 Texas	W 20-16
Oct. 10, 1998	#2 Nebraska	W 28-21
Oct. 14, 1989	#8 Houston	W 17-13

A&M vs. AP TOP-10 OPPONENTS (28-81)

Oct. 9, 2021	#1 Alabama	W 41-38
Oct. 10, 2020	#4 Florida	W 41-38
Oct. 3, 2020	at #2 Alabama	L 24-52
Nov. 30, 2019	at #1 LSU	L 7-50
Nov. 23, 2019	at #4 Georgia	L 13-19
Oct. 12, 2019	#1 Alabama	L 28-47
Sept. 7, 2019	at #1 Clemson	L 10-24
Nov. 24, 2018	#8 LSU (7OT)	W 74-72
Sept. 22, 2018	at #1 Alabama	L 23-45
Sept. 8, 2018	#2 Clemson	L 26-28
Oct. 7, 2017	at #1 Alabama	L 19-27
Oct. 22, 2016	at #1 Alabama	L 13-33
Oct. 9, 2016	#9 Tennessee	W 45-38
Oct. 17, 2015	at #10 Alabama	L 23-41
Nov. 8, 2014	at #3 Auburn	W 41-38
Oct. 18, 2014	at #7 Alabama	L 0-59
Oct. 11, 2014	#3 Ole Miss	L 20-35
Aug. 28, 2014	at #9 South Carolina	W 52-28
Nov. 30, 2013	at #5 Missouri	L 21-28
Sept. 14, 2013	#1 Alabama	L 42-49
Nov. 10, 2012	at #1 Alabama	W 29-24
Nov. 5, 2011	at #7 Oklahoma	L 25-41
Sept. 24, 2011	#7 Oklahoma St	L 29-30
Nov. 20, 2010	#9 Nebraska	W 9-6
Nov. 26, 2009	#3 Texas	L 39-49
Nov. 27, 2008	at #4 Texas	L 9-49
Nov. 8, 2008	#6 Oklahoma	L 28-66
Oct. 18, 2008	#7 Texas Tech	L 25-43
Nov. 10, 2007	at #7 Missouri	L 26-40
Nov. 3, 2007	at #3 Oklahoma	L 14-42
Nov. 25, 2005	#2 Texas	L 29-40
Nov. 25, 2004	at #5 Texas	L 13-26
Nov. 6, 2004	#2 Oklahoma	L 35-42
Nov. 28, 2003	#6 Texas	L 15-46
Nov. 8, 2003	at #1 Oklahoma	L 0-77



Sept. 18, 2003	at #8 Virginia Tech	L 19-35
Nov. 29, 2002	at #10 Texas	L 20-50
Nov. 9, 2002	#1 Oklahoma	W 30-26
Sept. 21, 2002	#7 Virginia Tech	L 3-13
Nov. 23, 2001	at #5 Texas	L 7-21
Nov. 10, 2001	at #3 Oklahoma	L 10-31
Nov. 11, 2000	#1 Oklahoma	L 31-35
Oct. 28, 2000	#10 Kansas State	W 26-10
Nov. 26, 1999	#5 Texas	W 20-16
Jan. 1, 1999	vs #3 Ohio State	L 14-24
Dec. 5, 1998	vs #2 Kansas State	W 36-33
Oct. 10, 1998	#2 Nebraska	W 28-21
Aug. 31, 1998	vs #2 Florida State	L 14-23
Jan. 1, 1998	vs #5 UCLA	L 23-29
Dec. 6, 1997	vs #2 Nebraska	L 15-54
Dec. 2, 1995	#6 Texas	L 6-16
Sept. 23, 1995	at #7 Colorado	L 21-29
Jan. 1, 1994	vs #4 Notre Dame	L 21-24
Jan. 1, 1993	vs #5 Notre Dame	L 3-28
Jan. 1, 1992	vs #5 Florida State	L 2-10
Dec. 1, 1990	at #5 Texas	L 27-28

Nov. 24, 1989	#10 Arkansas	L 22-23
Oct. 14, 1989	#8 Houston	W 17-13
Sept. 2, 1989	#7 LSU	W 28-16
Aug. 27, 1988	vs #2 Nebraska	L 14-23
Sept. 19, 1987	at #4 Washington	W 29-12
Sept. 5, 1987	#6 LSU	L 3-17
Nov. 16, 1985	#9 Arkansas	W 10-6
Nov. 26, 1983	#2 Texas	L 13-45
Oct. 30, 1982	at #4 SMU	L 9-47
Nov. 26, 1981	#7 Texas	L 13-21
Dec. 1, 1979	#6 Texas	W 13-7
Nov. 17, 1979	#9 Arkansas	L 10-22
Oct. 13, 1979	#6 Houston	L 14-17
Sept. 22, 1979	at #6 Penn State	W 27-14
Nov. 26, 1977	#1 Texas	L 28-57
Nov. 13, 1977	#8 Arkansas	L 20-26
Oct. 1, 1977	at #3 Michigan	L 3-41
Sept. 24, 1977	at #7 Texas Tech	W 33-17
Nov. 28, 1975	#5 Texas	W 20-10
Oct. 12, 1974	#7 Texas Tech	W 28-7
Sept. 21, 1974	at #7 LSU	W 21-14

Nov. 23, 1972	at #6 Texas	L 3-38
Sept. 23, 1972	at #9 LSU	L 17-42
Sept. 16, 1972	at #9 Nebraska	L 7-37
Oct. 30, 1971	at #8 Arkansas	W 17-9
Sept. 25, 1971	at #1 Nebraska	L 7-34
Nov. 26, 1970	at #1 Texas	L 14-52
Oct. 31, 1970	#8 Arkansas	L 6-45
Oct. 3, 1970	at #8 Michigan	L 10-14
Sept. 26, 1970	at #1 Ohio State	L 13-56
Nov. 27, 1969	#1 Texas	L 12-49
Nov. 1, 1969	at #4 Arkansas	L 13-35
Nov. 28, 1968	at #6 Texas	L 14-35
Jan. 1, 1968	vs #8 Alabama	W 20-16
Oct. 29, 1966	#9 Arkansas	L 0-34
Oct. 30, 1965	at #2 Arkansas	L 0-31
Sept. 18, 1965	at #8 LSU	L 0-10
Nov. 26, 1964	at #5 Texas	L 7-26
Oct. 31, 1964	at #4 Arkansas	L 0-17
Nov. 27, 1963	#1 Texas	L 13-15
Nov. 22, 1962	at #4 Texas	L 3-13
Nov. 3, 1962	#8 Arkansas	L 7-17
Sept. 22, 1962	at #5 LSU	L 0-21
Nov. 23, 1961	#5 Texas	L 0-25
Oct. 22, 1960	at #7 Baylor	L 0-14
Nov. 26, 1959	#4 Texas	L 17-20
Oct. 27, 1956	at #8 Baylor	W 19-13
Nov. 20, 1956	at #4 TCU	W 7-6
Oct. 15, 1955	at #7 TCU	W 19-16
Sept. 17, 1955	at #1 UCLA	L 0-2
Oct. 11, 1952	at #1 Michigan State	L 6-48
Nov. 22, 1941	at #10 Texas	L 0-23
Nov. 28, 1940	at #10 Texas	L 0-7
Jan. 1, 1940	at #5 Tulane	W 14-13



TEXAS A&M FOOTBALL

AGGIES IN THE NFL

AGGIES ON NFL ROSTERS

as of June 1, 2022

PLAYER POSITION YRS LETTERED



ARIZONA CARDINALS

Koda Martin OL 2015, 16, 17



ATLANTA FALCONS

Germain Ifedi OL 2013, 14, 15
Jake Matthews OL 2010, 11, 12, 13



BALTIMORE RAVENS

Otaro Alaka LB 2014, 16, 17, 18
Justin Madubuike DL 2017, 18, 19



BUFFALO BILLS

Tyrel Dodson LB 2016, 17, 18
Von Miller LB 2007, 08, 09, 10
Jalen Wydermyer TE 2019, 20, 21



CINCINNATI BENGALS

Trayveon Williams RB 2016, 17, 18



CLEVELAND BROWNS

Myles Garrett DL 2014, 15, 16



DALLAS COWBOYS

Aaron Hansford LB 2017, 19, 20, 21
Donovan Wilson DB 2014, 15, 16, 18



DETROIT LIONS

Ryan McCollum OL 2017, 18, 19, 20
Josh Reynolds WR 2014, 15, 16

AGGIES ON NFL COACHING STAFFS

CLEVELAND BROWNS

LARRY JACKSON
Strength & Conditioning

MONTY GIBSON
Assistant Strength & Conditioning

DETROIT LIONS

DAN CAMPBELL
Head Coach

AARON GLENN
Defensive Coordinator

DON MUHLBACH
Special Asst. to the GM



DENVER BRONCOS

KLINT KUBIAK
Passing Game Coord./QBs

MINNESOTA VIKINGS

JERROD JOHNSON
Asst. Quarterback Coach

NEW ORLEANS SAINTS
DENNIS ALLEN
Head Coach

MICHAEL HODGES
Linebackers

SAN FRANCISCO 49ERS

JOHNNY HOLLAND
Run Game Specialist/LBs

JACKSONVILLE JAGUARS

KYLE CASKEY
Offense

PLAYER POSITION YRS LETTERED



NEW ORLEANS SAINTS

Justin Evans DB 2015, 16
Erik McCoy OL 2016, 17, 18



NEW YORK GIANTS

Ricky Seals-Jones WR 2014, 15, 16



NEW YORK JETS

Micheal Clemons DL 2017, 19, 20, 21
Braden Mann P 2016, 17, 18, 19



PITTSBURGH STEELERS

Buddy Johnson LB 2017, 18, 19, 20
Tyree Johnson DL 2019, 20, 21
DeMarvin Leal DL 2019, 20, 21
Dan Moore Jr. OL 2017, 18, 19, 20
Jace Sternberger TE 2018



SAN FRANCISCO 49ERS

Leon O'Neal Jr. S 2018, 19, 20
Keaton Sutherland OL 2015, 16, 17, 18



TAMPA BAY BUCCANEERS

Mike Evans WR 2012, 13



TENNESSEE TITANS

Randy Bullock PLK 2008, 09, 10, 11
Jayden Peevy DL 2017, 18, 19, 20, 21
Ryan Tannehill QB 2008, 09, 10, 11

PLAYER POSITION YRS LETTERED



HOUSTON TEXANS

Carson Green OL 2017, 18, 19, 20
Kenyon Green OL 2019, 20, 21
Kingsley Keke DL 2015, 16, 17, 18
Cedric Ogbuehi OL 2011, 12, 13, 14



INDIANAPOLIS COLTS

Quartney Davis WR 2017, 18, 19
Armani Watts DB 2014, 15, 16, 17



JACKSONVILLE JAGUARS

Jared Hocker OL 2017, 18, 19, 20
Christian Kirk WR 2015, 16, 17



LAS VEGAS RAIDERS

Jermaine Eluemunor OL 2015, 16

PLAYER POSITION YRS LETTERED



LOS ANGELES CHARGERS

Isaiah Spiller DL 2018, 19, 20



LOS ANGELES RAMS

Bobby Brown III DL 2018, 19, 20
Anthony Hines III LB 2017, 18, 19



MIAMI DOLPHINS

Daeshon Hall DL 2013, 14, 15, 16



MINNESOTA VIKINGS

Kellen Mond QB 2017, 18, 19, 20

ALL-TIME AGGIE PROS

A

ADAMS, SAM (DL)
Seattle Seahawks (1994-99)
Baltimore Ravens (2000-02)
Buffalo Bills (2003-05)
Cincinnati Bengals (2006)
Denver Broncos (2007)

ALAKA, OTARO (LB)
Baltimore Ravens (2019-)

ALEX, KEITH (OL)
Atlanta Falcons (1993-94)
Minnesota Vikings (1995)

ALEXANDER, JOE (OG)
New York Giants (1928)

ALLEN, GRADY (LB)
Atlanta Falcons (1968-72)

ALLEN, MATT (OL)
Tampa Bay Buccaneers (2011)

ALLISON, JIM (E)
New York Giants (1928)

ANTHONY, CORNELIUS (LB)
San Francisco 49ers (2002-03)

ARMSTRONG, ADGER (RB)
Houston Oilers (1980-82)
Tampa Bay Buccaneers (1983-85)

ARMSTRONG, ANTONIO (LB)
San Francisco 49ers (1995)

ARTHUR, MIKE (OL)
Cincinnati Bengals (1991-93)
New England Patriots (1993-94)
Green Bay Packers (1995-96)

ASKEW, NATE (LB)
Tennessee Titans (2014-15)

AUSBON, JHAMON (WR)
Philadelphia Eagles (2021)

B

BALDWIN, KEITH (DL)
Cleveland Browns (1982-85)
San Diego Chargers (1987-88)
Los Angeles Raiders (1988)

BASS, BEN (DE)
Dallas Cowboys (2012-14)

BATES, PATRICK (DB)
Los Angeles Raiders (1993-94)
Atlanta Falcons (1996-97)

BAUTOVICH, WES (SS)
New York Jets (2003-08)

BEAN, BUBBA (RB)
Atlanta Falcons (1976-80)

BECK, KEN (T)
Green Bay Packers (1959-60)

BENNETT, MARTELLUS (TE)
Dallas Cowboys (2008-11)
New York Giants (2012)
Chicago Bears (2013-2015)
New England Patriots (2016)
Green Bay Packers (2017)

BENNETT, MICHAEL (DL)
Seattle Seahawks (2009, 2013-17)
Tampa Bay Buccaneers (2009-12)
Philadelphia Eagles (2018)
New England Patriots (2019)

BERNARD, ROCKY (DL)
Seattle Seahawks (2002-08)
New York Giants (2009-12)

BERNSTINE, ROD (RB)
San Diego Chargers (1987-92)
Denver Broncos (1993-95)

BERTOLET, TAYLOR (K)
Los Angeles Rams (2016-17)
New York Jets (2018)
Denver Broncos (2019)

BOB, ADAM (LB)
New York Jets (1989)

BRADLEY, ROYLIN (LB)
New Orleans Saints (2002)

BRANTLY, JUSTIN (P)
Houston Texans (2009)

BREDDING, ED (LB)
Washington Redskins (1967-68)

BRITT, RANKIN (E)
Philadelphia Eagles (1939)

BROOKS, CHET (DB)
San Francisco 49ers (1988-90)

BROOKS, JAY (DB)
New York Jets (2002)

BROUSSARD, FRED (OC)
Pittsburgh Steelers (1955)

BROWN, BOBBY (DL)
Los Angeles Rams (2021-)

BROWN JR., EDDIE (DL)
San Diego Chargers (2012)

BROWN, REGGIE (LB)
Detroit Lions (1996-1997)

BRUPBACHER, ROSS (LB)
Chicago Bears (1970-73)

BRYANT, DOMINGO (DB)
Houston Oilers (1987-88)

BRYANT, RED (DE)
Seattle Seahawks (2008-13)
Jacksonville Jaguars (2014)
Arizona Cardinals (2016)

BUCKE, FELIX (G)
Pittsburgh Steelers (1946)

BUCKLEY, MARCUS (LB)
New York Giants (1993-99)
Atlanta Falcons (2000)

BUCKMAN, TOM (TE)
Denver Broncos (1969)

BUJNOCH, GLENN (G)
Cincinnati Bengals (1976-82)
Tampa Bay Buccaneers (1983-84)

BULLITT, JERRY (LB)
Washington Redskins (1984-86)

BULLITT, MELVIN (S)
Indianapolis Colts (2007-11)

BULLOCK, RANDY (PK)
Houston Texans (2012-2015)
New York Jets (2016)
Cincinnati Bengals (2017-2020)
Detroit Lions (2021)
Tennessee Titans (2021-)

BUMGARDNER, MATT (WR)
New England Patriots (2000)

C

CAFFEY, LEE ROY (LB)
Philadelphia Eagles (1963)
Green Bay Packers (1964-69)
Chicago Bears (1970)
Dallas Cowboys (1971)
San Diego Chargers (1972)

CAMPBELL, DAN (TE)
New York Giants (1999-2002)
Dallas Cowboys (2003-05)
Detroit Lions (2006-08)
New Orleans Saints (2009)

CANNON, BILLY, JR. (LB)
Dallas Cowboys (1984)

CARPENTER, RON (E)
San Diego Chargers (1964-65)

CARSON, TRA (RB)
Cincinnati Bengals (2016-18)
Green Bay Packers (2019)

CARTER, GERALD (WR)
New York Jets (1980)
Tampa Bay Buccaneers (1981-87)

CARTER, JASON (WR)
Minnesota Vikings (2006)
Carolina Panthers (2007-09)

CHEEK, JOE (OL)
New Orleans Saints (2016)
Kansas City Chiefs (2017)
Pittsburgh Steelers (2018)

CHEEK, LOUIS (T)
Miami Dolphins (1988-89)
Dallas Cowboys (1990)
Philadelphia Eagles (1990)
Green Bay Packers (1991-92)

CHILDRESS, RAY (DE)
Houston Oilers (1985-1996)
Dallas Cowboys (1997)

CLARK, COREY (T)
San Diego Chargers (2008-10)

CLARK, MIKE (K)
Philadelphia Eagles (1963)
Pittsburgh Steelers (1964-67)
Dallas Cowboys (1968-71, 73)
Buffalo Bills (1972)

CLAY, HAYWARD (TE)
St. Louis Rams (1996-98)
Dallas Cowboys (1998-99)
Miami Dolphins (2000)

CLEAR, CAMERON (TE)
Pittsburgh Steelers (2015)

CLEMONS, MICHAEL (DL)
New York Jets (2022-)

COADY, RICH (SS)
St. Louis Rams (1999-2001, 03-04)
Tennessee Titans (2002)

COLE, CHRIS (WR)
Denver Broncos (2000-03)

COLLINS, CALVIN (C)
Atlanta Falcons (1997-2000)
Minnesota Vikings (2001)
Houston Texans (2002)
Pittsburgh Steelers (2003)

CONNELL, ALBERT (WR)
Washington Redskins (1997-00)
New Orleans Saints (2001-02)

CONRAD, BOBBY JOE (WR)
Chicago-St. Louis Cardinals (1960-68)

CORRINGTON, KIP (DB)
Denver Broncos (1989-90)

CORYATT, QUENTIN (LB)
Indianapolis Colts (1992-1997)
Dallas Cowboys (1999-2000)

COSTON, FRED (C)
Philadelphia Eagles (1939)

CROOMS, CHRIS (DB)
Los Angeles Rams (1992)

CROW, JOHN DAVID (RB)
Chicago-St. Louis Cardinals (1958-64)
San Francisco 49ers (1965-68)

CUNNINGHAM, PAT (OL)
Indianapolis Colts (1990-91)
Phoenix Cardinals (1992-93)
Minnesota Vikings (1995)
Oakland Raiders (1996-2000)

D

DARWIN, MATT (C)
Philadelphia Eagles (1986-90)

DAUSIN, BRIAN (G)
Houston Gamblers (1984-85)

DAVIS, QUARTNEY (WR)
Minnesota Vikings (2020)
Indianapolis Colts (2021-)

DAVIS, SAMMY (CB)
San Diego Chargers (2003-05)
San Francisco 49ers (2006)
Tampa Bay Buccaneers (2007-08)

DEAN, JIMMY (T)
Houston Oilers (1978)

DENNARD, MARK (C)
Miami Dolphins (1979-83)
Philadelphia Eagles (1984-85)

DICKEY, CURTIS (RB)
Indianapolis Colts (1980-85)
Cleveland Browns (1985-86)

DODSON, TYREL (LB)
Buffalo Bills (2019-)

DURHAM, LANDIS (DL)
Los Angeles Rams (2019)

DUSEK, BRAD (LB)
Washington Redskins (1974-81)

E

EDWARDS, RON (DT)
Buffalo Bills (2001-05)
Kansas City Chiefs (2006-10)
Carolina Panthers (2009-12)

ELMENDORF, DAVE (S)
Los Angeles Rams (1971-79)

ELUEMUNOR, JERMAINE (OL)
Baltimore Ravens (2017-19)
New England Patriots (2020)
Miami Dolphins (2021)
Las Vegas Raiders (2021-)

ENGLAND, ERIC (DL)
Arizona Cardinals (1994-1998)
Carolina Panthers (1998-2000)

EVANS, JUSTIN (DB)
Tampa Bay Buccaneers (2017-2020)
New Orleans Saints (2022-)

EVANS, MIKE (WR)
Tampa Bay Buccaneers (2014-)

EVANS, ROBERT (E)
Houston Oilers (1965)

EVERETT, DESHAZOR (DB)
Tampa Bay Buccaneers (2015)
Washington Redskins/Football Team (2016-21)

F

FERGUSON, ROBERT (WR)
Green Bay Packers (2001-06)
Minnesota Vikings (2007-08)

FIELDS, EDGAR (DT)
Atlanta Falcons (1977-80)
Detroit Lions (1981)

FLEMONS, RONALD (DE)
Atlanta Falcons (2001-02)
Miami Dolphins (2004)

FONTENOT, JERRY (C)
Chicago Bears (1989-96)
New Orleans Saints (1997-03)
Cincinnati Bengals (2004)

FORD, KEITH (RB)
Buffalo Bills (2018)

FRANKLIN, TONY (PK)
Philadelphia Eagles (1979-83)
New England Patriots (1984-87)
Miami Dolphins (1988)

FRAZIER, DERRICK (DB)
Philadelphia Eagles (1993-95)
Indianapolis Colts (1996-97)

FREDERICK, TERENCE (DB)
New Orleans Saints (2012-14)

FREY, DICK (DE)
Kansas City Chiefs (1960)
Houston Oilers (1961)

FULLER, JEFF (DB)
San Francisco 49ers (1984-89)

FULLER, JEFF (WR)
Seattle Seahawks (2012-16)

G

GARRETT, MYLES (DE)
Cleveland Browns (2017-)

GARRETT, SHANE (WR)
Cincinnati Bengals (1991)

GENNESY, AVERY (OL)
Jacksonville Jaguars (2017)
Cleveland Browns (2018)
Tennessee Titans (2019-2020)

GILLASPIA, CULLEN (RB)
Houston Texans (2019-2020)
New York Giants (2021)

GLENN, AARON (CB)
New York Jets (1994-2001)
Houston Texans (2002-04)
Dallas Cowboys (2005-06)
Jacksonville Jaguars (2007)

GLENN, JASON (OLB)
Detroit Lions (2001)
New York Jets (2001-04)
Miami Dolphins (2005)
Minnesota Vikings (2006)

GOODE, BOB (B)
Washington Redskins (1949-51, 1954-55)
Philadelphia Eagles (1955)

GOODSON, MIKE (RB)
Carolina Panthers (2009-11)
Oakland Raiders (2012)
New York Jets (2013)

GOODWIN, HUNTER (TE)
Minnesota Vikings (1996-98, 02-03)
Miami Dolphins (1999-2001)

GORRER, DANNY (DB)
New Orleans Saints (2009-10)
Baltimore Ravens (2011-12)
Tampa Bay Buccaneers (2013-14)

GRAY, CYRUS (RB)
Kansas City Chiefs (2012-2014)
Denver Broncos (2015)

GRAY, TIM (DB)
St. Louis Cardinals (1975)
Kansas City Chiefs (1976-78)
San Francisco 49ers (1979)

GREEN, CARSON (OL)
Houston Texans (2021-)

GREEN, JACOB (DE)
Seattle Seahawks (1980-92)

GREEN, KENYON (OL)
Houston Texans (2022-)

GREENE, DOUG (DB)
St. Louis Cardinals (1978)

GREER, DONOVAN (DB)
Atlanta Falcons (1997-1998)
Buffalo Bills (1999-2000)
Washington Redskins (2001)
Detroit Lions (2002)

GRIMES, LEE (OL)
Tampa Bay Buccaneers (2010)

GROCE, CLIF (RB)
Indianapolis Colts (1995-1998)
Cincinnati Bengals (1999-2001)
Houston Texans (2002)

GUTHRIE, KEITH (DL)
San Diego Chargers (1984)

H

HALL, DAESHON (DE)
Carolina Panthers (2017-18)
Philadelphia Eagles (2019-2020)
San Francisco 49ers (2021)
Miami Dolphins (2022-)

HALL, DANTÉ (WR)
Kansas City Chiefs (2000-06)
St. Louis Rams (2007-08)

HALL, KEN (RB)
Chicago-St. Louis Cardinals (1959, 1961)
Houston Oilers (1960-61)

HANGARTNER, GEOFF (C)
Carolina Panthers (2005-08, 11-13)
Buffalo Bills (2009-11)

HANSFORD, AARON (LB)
Dallas Cowboys (2022-)

HARDEMAN, D'ANDRE (RB)
St. Louis Rams (2000)

HARDY, DAVID (PLK)
Los Angeles Raiders (1987)

HARGETT, EDD (QB)
New Orleans Saints (1969-72)

HARRINGTON, CHRIS (DE)
Arizona Cardinals (2008)
Cincinnati Bengals (2009)
Jacksonville Jaguars (2009-10)

HARRIS, DE'VANTE (DB)
New Orleans Saints (2016-18)
Tampa Bay Buccaneers (2019)

HARRIS, ROD (WR)
New Orleans Saints (1989)
Dallas Cowboys (1990)
Philadelphia Eagles (1990-91)

HARRISON, JARVIS (OL)
New York Jets (2015-2016)
Tampa Bay Buccaneers (2017)

HAYES, LESTER (DB)
Oakland Raiders (1977-86)

HECTOR, JOHNNY (RB)
New York Jets (1983-92)

HILL, GREG (RB)
Kansas City Chiefs (1994-1997)
St. Louis Rams (1998-2000)

HINES, ANTHONY (LB)
Dallas Cowboys (2021)

HOBBS, BILL (LB)
Philadelphia Eagles (1969-71)
New Orleans Saints (1972)

HOCKER, JARED (OL)
Seattle Seahawks (2021)
Jacksonville Jaguars (2022-)

HODGE, LEROY (WR)
Detroit Lions (2000)

HOLDMAN, WARRICK (LB)
Chicago Bears (1999-2003)
Cleveland Browns (2004)
Washington Redskins (2005-06)

HOLLAND, JOHNNY (LB)
Green Bay Packers (1987-93)

HOPKINS, JERRY (LB)
Denver Broncos (1963-66)
Miami Dolphins (1967-68)
Oakland Raiders (1968)

HOWARD, TODD (LB)
Kansas City Chiefs (1987-88)

HOWELL, JOHN COTTON (E)
San Francisco 49ers (1948)

HUNT, JOEL (Asst. Coach)
Baltimore Colts (1947)

I

IFEDI, GERMAIN (OL)
Seattle Seahawks (2016-19)
Chicago Bears (2020-21)
Atlanta Falcons (2022-)

IRVIN, BARLOW (OL)
Buffalo Bills (1926-27)

J

JACKSON, EARNEST (RB)
San Diego Chargers (1983-84)
Philadelphia Eagles (1985-86)
Pittsburgh Steelers (1986-88)

JACKSON, ROBERT (LB)
Cleveland Browns (1978-81)
Atlanta Falcons (1982)

JACOBS, TRAMAIN (DB)
Baltimore Ravens (2014-17)

JAMESON, MICHAEL (FS)
Cleveland Browns (2002-04)

JASPER, EDWARD (DT)
Philadelphia Eagles (1997-98)
Atlanta Falcons (1999-2003)

JENNINGS, BRANDON (DB)
Oakland Raiders (2000-02)
Houston Texans (2003)

JEROD-EDDIE, TONY (DL)
San Francisco 49ers (2012-16)

JOECKEL, LUKE (OL)
Jacksonville Jaguars (2013-2016)
Seattle Seahawks (2017)

JOHNSON, BETHEL (WR)
New England Patriots (2003-05)
Minnesota Vikings (2006)

JOHNSON, BILL (C-LB)
San Francisco 49ers (1948-56)

JOHNSON, BUDDY (LB)
Pittsburgh Steelers (2021-)

JOHNSON, JERROD (QB)
Baltimore Ravens (2011-16)

JOHNSON, TYREE (DL)
Pittsburgh Steelers (2022-)

JOLLY, JOHNNY (DT)
Green Bay Packers
(2006-10, 2013)

JONES, GARY (DB)
Pittsburgh Steelers (1990-94)
New York Jets (1995-1998, 2001-02)

JONES, JEFF (OL)
Detroit Lions (1995-97)

JONES, MIKE (TE)
Minnesota Vikings (1990-93)
Indianapolis Colts (1993)

JONES, TOYA (DB)
San Francisco 49ers (1999)
Denver Broncos (2000)
Houston Texans (2002)

JOSEPH, KEITH (RB)
New Orleans Saints (2006)

JUDIE, CORYELL (DB)
Denver Broncos (2012)

K

KASER, DREW (P)
San Diego/LA Chargers (2016-18)

KEKE, KINGSLEY (DL)
Green Bay Packers (2019-21)
Houston Texans (2022-)

KELM, LARRY (LB)
Los Angeles Rams (1987-92)

KENDRICK, JIM (T)
Chicago Bears (1924)
New York Giants (1927)

KIEL, TERENCE (SS)
San Diego Chargers (2003-06)

KIMBROUGH, JOHN (RB)
Los Angeles Dons (1946-48)

KIRK, CHRISTIAN (WR)
Arizona Cardinals (2018-21)
Jacksonville Jaguars (2022-)

KNIGHT, TREVOR (QB)
Arizona Cardinals (2017)

KRUEGER, CHARLES (E)
San Francisco 49ers (1959-73)

KRUEGER, ROLF (E)
St. Louis Cardinals (1969-71)
San Francisco 49ers (1972-74)

KUBALA, RAY (C)
Denver Broncos (1964-67)

KUBIAK, GARY (QB)
Denver Broncos (1983-91)
Asst. Coach
San Francisco 49ers (1994)
Denver Broncos (1995-06)
Head Coach
Houston Texans (2006-13)

Asst. Coach
Baltimore Ravens (2014)
Head Coach
Denver Broncos (2015-2016)

L

LABHART, TRAVIS (WR)
Houston Texans (2014-15)

LAMBO, JOSH (PK)
San Diego/LA Chargers (2015-17)
Jacksonville Jaguars (2018-21)

LANE, JORVORSKIE (FB)
Miami Dolphins (2012-13)
Tampa Bay Buccaneers (2014-15)

LARY, YALE (DB)
Detroit Lions (1952-53, 1956-64)

DEMARVIN LEAL (DL)
Pittsburgh Steelers (2022-)

LECHLER, SHANE (P)
Oakland Raiders (2000-12)
Houston Texans (2013-18)

LEWIS, DARREN (RB)
Chicago Bears (1991-92)
Green Bay Packers (1993)

LEWIS, MARK (TE)
Green Bay Packers (1985-87)
Detroit Lions (1987-88)

LEWIS, PATRICK (OL)
Green Bay Packers (2013)
Cleveland Browns (2013)
Jacksonville Jaguars (2013)
Seattle Seahawks (2014-2016)
Buffalo Bills (2017)

LITTLE, JACK (T)
Baltimore Colts (1953-54)

LOFTON, STEVE (DB)
Phoenix Cardinals (1991-94)
Carolina Panthers (1995-1997)
New England Patriots (1998-2000)

M

MACK, DAYLON (DL)
Baltimore Ravens (2019-2020)

MADUBUIKE, JUSTIN (DL)
Baltimore Ravens (2020-)

MALENA, BEN (RB)
Dallas Cowboys (2014)

MALONE, C.C. (E)
Boston Redskins (1934-36)
Washington Redskins (1937-42)

MANN, BRADEN (P)
New York Jets (2020-)

MANZIEL, JOHNNY (QB)
Cleveland Browns (2014-15)

MARSHALL, TANK (DT)
New York Jets (1977)

MARTIN, KODA (OL)
Los Angeles Chargers (2019)
Arizona Cardinals (2022-)

MATHEWS, JASON (OL)
Indianapolis Colts (1994-98)
Tennessee Titans (1999-08)

MATTHEWS, JAKE (OL)
Atlanta Falcons (2014-)

MATTHEWS, KEVIN (OL)
Tennessee Titans (2010-12)
Washington Redskins (2013)
Tennessee Titans (2013)
Carolina Panthers (2014)

MATTHEWS, MIKE (OL)
Cleveland Browns (2016)
Pittsburgh Steelers (2017)
Miami Dolphins (2018)

MAXWELL, TOMMY (DB)
Baltimore Colts (1969-70)
Oakland Raiders (1971-73)
Houston Oilers (1974)

McCOLLUM, RYAN (OL)
Houston Texans (2021)
Detroit Lions (2022-)

McCOY, ERIK (OL)
New Orleans Saints (2019-)

McCOY, JAMIE (FB)
St. Louis Rams (2010)
Philadelphia Eagles (2011)
Pittsburgh Steelers (2012-13)

McCRUMBLY, JOHN (LB)
Buffalo Bills (1975)

McELROY, LEELAND (RB)
Arizona Cardinals (1996-1998)
Denver Broncos (1999-2000)

McGEE, STEPHEN (QB)
Dallas Cowboys (2009-12)
Houston Texans (2013)

McILHANY, DAN (DB)
Los Angeles Rams (1965)

McKEEHAN, JAMES (TE)
Seattle Seahawks (1995)
Houston/Tenn. Oilers (1996-98)

McKINNEY, SETH (C)
Miami Dolphins (2002-05)
Cleveland Browns (2007-08)
Buffalo Bills (2009)

McKINNEY, STEVE (OG)
Indianapolis Colts (1998-2001)
Houston Texans (2002-07)

McNEAL, REGGIE (WR)
Cincinnati Bengals (2006)

MICHAEL, CHRISTINE (RB)
Seattle Seahawks (2013-15, 16)
Dallas Cowboys (2015)
Indianapolis Colts (2017-18)

MICKENS, RAY (DB)
New York Jets (1996-03)
Cleveland Browns (2005)
New England Patriots (2006)

MIKESKA, RUSSELL (TE)
Atlanta Falcons (1979-83)

MILLER, VON (LB)
Denver Broncos (2011-21)
Los Angeles Rams (2021)
Buffalo Bills (2022-)

MILSTEAD, CHARLES (QB)
Houston Oilers (1960-61)

MITCHELL, BRANDON (DL)
New England Patriots (1997-2001)
Seattle Seahawks (2002-04)

MITCHELL, KEITH (LB)
New Orleans Saints (1997-2001)
Houston Texans (2002)
Jacksonville Jaguars (2003)

MOND, KELLEN (QB)
Minnesota Vikings (2021-)

MONTGOMERY, JAMES B. (T)
Detroit Lions (1946)

MONTGOMERY, MIKE (DL)
Green Bay Packers (2005-09)
Minnesota Vikings (2010-11)

MOORE, ALLEN (E)
Green Bay Packers (1939)

MOORE, DAMONTRE (DE)
New York Giants (2013-15)
Oakland Raiders (2016)
Dallas Cowboys (2017)
San Francisco 49ers (2019)

MOORE JR., DAN (OL)
Pittsburgh Steelers (2021-)

MOORE, MACK (DE)
Miami Dolphins (1985-86)
San Diego Chargers (1986)

MOORMAN, MO (G)
Kansas City Chiefs (1968-72)

MOSLEY, MIKE (WR)
Buffalo Bills (1982-84)

MUHLBACH, DON (LS)
Detroit Lions (2007-21)

MURPHY, TERENCE (WR)
Green Bay Packers (2005)

MURRAH, WILLIAM (OL)
Canton Bulldogs (1922)
St. Louis All-Stars (1923)

MYERS, FRANK (T)
Minnesota Vikings (1978-80)

N

NEALY, SPENCER (DL)
Minnesota Vikings (2014)

NGUYEN, DAT (LB)
Dallas Cowboys (1999-05)

NWACHUKWU, UZOMA (WR)
Houston Texans (2013-2016)
Dallas Cowboys (2017)

O

OBOHA, JULIEN (DL)
New York Jets (2016)

OBOZOR, CYRIL (DL)
Green Bay Packers (2009-10)
Arizona Cardinals (2011)
Denver Broncos (2012)

OGBUEHI, CEDRIC (OL)
Cincinnati Bengals (2015-18)
Jacksonville Jaguars (2019)
Seattle Seahawks (2020-21)
Houston Texans (2022-)

O'NEAL JR. LEON (S)
San Francisco 49ers (2022-)

O'NEAL, STEVE (P)
New York Jets (1969-72)
New Orleans Saints (1973)

OSBORNE, RICHARD (TE)
New York Jets (1976)
Philadelphia Eagles (1976-78)
St. Louis Cardinals (1979)

P

PAINE, JEFF (LB)
Kansas City Chiefs (1984-85)

PANNELL, ERNIE (T)
Green Bay Packers (1941-42, 1945)

PARDEE, JACK (LB)
Los Angeles Rams (1957-70)
Washington Redskins (1971-72)
Head Coach

Chicago Bears (1975-77)
Washington Redskins (1978-80)
San Diego Chargers (1980-81)
Houston Gamblers (1984)
Houston Oilers (1990-95)

PARKER, SIRR (RB)
San Diego Chargers (1999)
Carolina Panthers (2000)

PARMER, JAMES (RB)
Philadelphia Eagles (1948-56)

PATTERSON, LUCAS (OL)
Kansas City Chiefs (2011-12)

PEARCE, CHANCE (LS)
Houston Texans (2003)
Pittsburgh Steelers (2004)

PEEVY, JAYDEN (DL)
Tennessee Titans (2022-)

PENRIGHT, JARROD (OLB)
Minnesota Vikings (2003)

PORTER, GREG (TE)
Houston Texans (2003)

PORTER, SEAN (LB)
Cincinnati Bengals (2013-2015)
Jacksonville Jaguars (2016)

PRICE, CHARLES (B)
Detroit Lions (1940-41, 1945)
Miami Seahawks (1946)

PRICE, TERRY (DE)
Chicago Bears (1990)

PUGH, JORDAN (DB)
Carolina Panthers (2010-12)
Washington Redskins (2012-13)
New Orleans Saints (2013)

PUGH, MARION (DB)
New York Giants (1941, 1945)

PYBURN, JACK (OT)
Miami Dolphins (1966-68)

R

RATLEY, DAMION (WB)
Cleveland Browns (2018-2020)
Detroit Lions (2021)

RAVEN, SR., FLOYD (DB)
Cincinnati Bengals (2015-17)

REEVES, KEN (OG)
Philadelphia Eagles (1985-89)
Cleveland Browns (1990)

RENFRO, DEBIONE (WR)
Seattle Seahawks (2020)

REUBER, ALAN (T)
Arizona Cardinals (2004)

REYNOLDS, JOSH (WR)
Los Angeles Rams (2017-2020)
Tennessee Titans (2021)
Detroit Lions (2021-)

RICHARDSON, BUCKY (QB)
Houston Oilers (1992-94)

RISIEN, CODY (G)
Cleveland Browns (1979-83; 85-89)

ROACHES, CARL (WR)
Houston Oilers (1980-84)
New Orleans Saints (1985)

ROBERTSON, HAROLD (LB)
Kansas City Chiefs (2002)

ROBINSON, JEROY (LB)
Denver Broncos (1990)
Phoenix Cardinals (1990)

ROBISON, TOMMY (OT)
Houston Gamblers (1984-85)
Green Bay Packers (1987-88)
Atlanta Falcons (1989)

ROBNETT, ED (FB/LB)
San Francisco 49ers (1947)

ROBNETT, MARSHALL (G)
Chicago Cardinals (1943, 45)
Pittsburgh Steelers (1944)

RODRIGUEZ, CHRISTIAN (LB)
Indianapolis Colts (2002)

ROGERS, CULLEN (RB)
Pittsburgh Steelers (1946)

ROGERS, KENDRICK (WR)
Dallas Cowboys (2020)

ROPER, JOHN (LB)
Chicago Bears (1989-93)
Dallas Cowboys (1993)
Philadelphia Eagles (1993)

RUBY, MARTIN (T)
New York Giants (1946-50)

RUHMAN, CHRIS (OL)
San Francisco 49ers (1999)
Cleveland Browns (2000)
Denver Broncos (2001-02)

S

SADDLER, ROD (DE)
Phoenix Cardinals (1987-91)
Cincinnati Bengals (1991)

SANDERS, CHRIS (TE)
Washington Redskins (1996-98)

SANDERS, EUGENE (T)
Tampa Bay Buccaneers (1979-85)

SANDERS, THOMAS (RB)
Chicago Bears (1985-89)
Philadelphia Eagles (1990-91)

SAWYER, BUZZY (P)
Dallas Cowboys (1987)

SCOTT, JOSEPH (RB/DB)
New York Giants (1948-53)

SEALS-JONES, RICKY (WR)
Arizona Cardinals (2017-19)
Kansas City Chiefs (2020)
Washington Football Team (2021)
New York Giants (2022-)

SHOWERS, JAMEILL (DB)
Dallas Cowboys (2017)

SILER, RICH (TE)
Miami Dolphins (1987)

SIMONINI, ED (LB)
Baltimore Colts (1976-81)
New Orleans Saints (1982)

SMITH, DETRON (FB)
Denver Broncos (1996-99, 2001)
Jacksonville Jaguars (2002)
Indianapolis Colts (2003)

SMITH, HENRY (DT)
New England Patriots (2008)

SMITH, KEVIN (DB)
Dallas Cowboys (1992-2000)

SMITH, LIONEL (DB)
Dallas Cowboys (2012)
Detroit Lions (2013)

SMITH, ROBERT L. (FB)
Detroit Lions (1953-54)

SPARKMAN, ALAN (DT)
Los Angeles Rams (1948-49)

SPIKES, CAMERON (OL)
St. Louis Rams (1999-2001)
Houston Texans (2002)
Arizona Cardinals (2003-04)

SPILLER, ISAIAH (RB)
Los Angeles Chargers (2022-)

STALLINGS, GENE
Asst. Coach
Dallas Cowboys (1972-85)
Head Coach
St. Louis Cardinals (1986-87)
Phoenix Cardinals (1988-89)

STANLEY, JIM
Head Coach
Michigan Panthers (1983-84)

STAUTZENBERGER, ODELL (OL)
Cleveland Rams, Buffalo Bills (1949-52)

STEGENT, LARRY (RB)
St. Louis Cardinals (1971)

STERNBERGER, JACE (TE)
Green Bay Packers (2019-21)
Pittsburgh Steelers (2022-)

STEWART, JONATHAN (LB)
St. Louis Rams (2013)

STUTZ, BOONE (LS)
Atlanta Falcons (2006-07)

SUTHERLAND, KEATON (OL)
Cincinnati Bengals (2019, 2021)
Miami Dolphins (2020)
San Francisco 49ers (2022-)

SWILLEY, DENNIS (C)
Minnesota Vikings (1977-83, 85-87)

SWOPE, RYAN (WR)
Arizona Cardinals (2013)

T

TANNEHILL, RYAN (QB)
Miami Dolphins (2012-18)
Tennessee Titans (2019-)

TASSOS, DAMON (G)
Detroit Lions (1945-46)
Green Bay Packers (1947-49)

TAYLOR, CHRIS (WR)
Pittsburgh Steelers (2001)
Buffalo Bills (2002)
Houston Texans (2004)

TAYLOR, JAMAAR (WR)
New York Giants (2004-05)

TEAL, JIMMY (WR)
Buffalo Bills (1985-86)
Seattle Seahawks (1987-88)
Miami Dolphins (1988)

TEICHELMAN, LANCE (DL)
Indianapolis Colts (1994)

TEN NAPEL, GARTH (LB)
Detroit Lions (1976-77)
Atlanta Falcons (1978)

TERRELL, STEVEN (DB)
Seattle Seahawks (2014-17)

THOMAS, PAT (DB)
Los Angeles Rams (1976-82)
Asst. Coach
Indianapolis Colts (1996-2000)

THOMAS, RODNEY (RB)
Tennessee Titans (1995-2000)
Atlanta Falcons (2001)

THOMAS, WILLIAM (LB)
Philadelphia Eagles (1991-99)
Oakland Raiders (2001-02)

THOMASON, JAMES (B)
Detroit Lions (1945)

TIDWELL, BILLY (RB)
San Francisco 49ers (1954)

TODD, DICK (RB)
Washington Redskins (1939-42, 1945-48)

TONEY, ANTHONY (RB)
Philadelphia Eagles (1986-90)

TRACEY, JOHN (LB)
St. Louis Cardinals (1959-60)
Philadelphia Eagles (1961)
Buffalo Bills (1962-67)

TRIPUCKA, SHANE (P)
Los Angeles Chargers (2018)

TUCKER, REX (OL)
Chicago Bears (1999-04)
St. Louis Rams (2005)
Detroit Lions (2006)

V

VALENTINE, IRA (RB)
Houston Oilers (1987)

VALLETTA, CHRIS (OL)
Tennessee Titans (2001)
New Orleans Saints (2002)

VICK, ROGER (RB)
New York Jets (1987-89)
Philadelphia Eagles (1990)

VINCENT, ANDY (OL)
Detroit Lions (2000-01)
Miami Dolphins (2002)

W

WALKER, DEREL (WR)
Tennessee Titans (2014)
Tampa Bay Buccaneers (2017)

WALLACE, AARON (LB)
Los Angeles Raiders (1990-97)

WALLACE, CODY (C)
San Francisco 49ers (2008-09)
Detroit Lions (2010)
Tampa Bay Buccaneers (2012)
Pittsburgh Steelers (2013-16)

WARREN, TY (DT)
New England Patriots (2003-10)
Denver Broncos (2011-12)

WASHINGTON, MICKY (DB)
New England Patriots (1990-91)
Washington Redskins (1992)
Buffalo Bills (1993-94)
Jacksonville Jaguars (1995-97)
New Orleans Saints (1998)

WASHINGTON, SHAAN (LB)
Minnesota Vikings (2017)

WATTS, ARMANI (DB)
Kansas City Chiefs (2018-21)
Indianapolis Colts (2022-)

WEBB, RICHMOND (OL)
Miami Dolphins (1990-2000)
Cincinnati Bengals (2001-02)

WEBSTER, JASON (DB)
San Francisco 49ers (2000-03)
Atlanta Falcons (2004-06)
Buffalo Bills (2007)

New England Patriots (2008)

WELLBORN, JOE (C)
New York Giants (1966-67)

WHEELER, MARK (DL)
Tampa Bay Buccaneers (1992-95)
New England Patriots (1996-98)
Philadelphia Eagles (1999-2000)

WHITLEY, TAYLOR (G)
Miami Dolphins (2003-04)
Denver Broncos (2005)

WHITWELL, MIKE (DB/WR)
Cleveland Browns (1982-83)

WILDE, GEORGE (B)
Washington Redskins (1947)

WILLIAMS, BRANDON (DB)
Arizona Cardinals (2016-19)

WILLIAMS, DOUG (OT)
Houston Oilers (1986-88)

WILLIAMS, GARRICK (LB)
Buffalo Bills (2012)

WILLIAMS, MIKE (CB)
Montreal Alouettes (1980-81)

WILLIAMS, PAT (DT)
Buffalo Bills (1997-04)
Minnesota Vikings (2005-11)

WILLIAMS, TREY (RB)
Indianapolis Colts (2015-2016)
Pittsburgh Steelers (2017)
Dallas Cowboys (2018)

WILLIAMS, TREYVEON (RB)
Cincinnati Bengals (2019-)

WILSON, DONOVAN (DB)
Dallas Cowboys (2019-)

WILSON, FAYE (B)
Buffalo Rangers (1926)
New York Giants (1927-30)
Green Bay Packers (1931)
Detroit Lions (1932-33)

WILSON, ROBERT (RB)
Tampa Bay Buccaneers (1991)
Miami Dolphins (1995-96)

WINKLER, JIM (T)
Los Angeles Rams (1951-52)
Baltimore Colts (1953)

WOOD, TREVOR (TE)
Pittsburgh Steelers (2019)

WOODSIDE, KEITH (RB)
Green Bay Packers (1988-91)
Dallas Cowboys (1992)

WYDERMYER, JALEN (TE)
Buffalo Bills (2022-)

Y

YATES, BILLY (G)
Miami Dolphins (2003)
New England Patriots (2005-08)
Cleveland Browns (2009-11)

YOUNG, ROY (T)
Washington Redskins (1938)

NFL AGGIES

AGGIES IN THE DRAFT

First-Round Picks Highlighted



MYLES GARRETT BECAME TEXAS A&M'S FIRST EVER NUMBER ONE OVERALL PICK

2022 (4)

KENYON GREEN (OL)
1st—Houston Texans

DEMARVIN LEAL (DL)
3rd—Pittsburgh Steelers
MICHEAL CLEMONS (DL)
4th—New York Jets
ISAIAH SPILLER (RB)
4th—Los Angeles Chargers

2021 (4)

KELLEN MOND (QB)
3rd—Minnesota Vikings
BOBBY BROWN (DL)
4th—Los Angeles Rams
DAN MOORE (OL)
4th—Pittsburgh Steelers
BUDDY JOHNSON (LB)
4th—Pittsburgh Steelers

2020 (2)

JUSTIN MADUBUIKE (DL)
3rd—Baltimore Ravens
BRADEN MANN (P)
6th—New York Jets

2019 (7)

ERIK MCCOY (OL)
2nd—New Orleans Saints
JACE STERNBERGER (TE)
3rd—Green Bay Packers
KINGSLEY KEKE (DL)
5th—Green Bay Packers
DAYLON MACK (DL)
5th—Baltimore Ravens
TRAYVEON WILLIAMS (RB)
6th—Cincinnati Bengals
DONOVAN WILSON (DB)
6th—Dallas Cowboys
CULLEN GILLASPIA (RB)
7th—Houston Texans

2018 (3)

CHRISTIAN KIRK (WR)
2nd—Arizona Cardinals
ARMANI WATTS (DB)
4th—Kansas City Chiefs
DAMION RATLEY (WR)
6th—Cleveland Browns

2017 (5)

MYLES GARRETT (DL)
1st (1st overall pick)
Cleveland Browns

JUSTIN EVANS (DB)
2nd—Tampa Bay Buccaneers
DAESHON HALL (DL)
3rd—Carolina Panthers
JOSH REYNOLDS (WR)
4th—Los Angeles Rams
JERMAINE ELUEMUNOR (OL)
5th—Baltimore Ravens

2016 (3)

GERMAIN IFEDI (OL)
1st (31st overall pick)
Seattle Seahawks

BRANDON WILLIAMS (DB)
3rd—Arizona Cardinals
DREW KASER (P)
4th—San Diego Chargers

2015 (2)

CEDRIC OGBUEHI (OL)
1st (21st overall pick)
Cincinnati Bengals

JARVIS HARRISON (OL)
5th—New York Jets

2014 (3)

JAKE MATTHEWS (OL)
1st (6th overall pick)
Atlanta Falcons

MIKE EVANS (WR)
1st (7th overall pick)
Tampa Bay Buccaneers

JOHNNY MANZIEL (QB)
1st (22nd overall pick)
Cleveland Browns

2013 (5)

LUKE JOECKEL (OL)
1st (2nd overall pick)
Jacksonville Jaguars

CHRISTINE MICHAEL (RB)
2nd—Seattle Seahawks
DAMONTRE MOORE (DL)
3rd—New York Giants
SEAN PORTER (LB)
4th—Cincinnati Bengals
RYAN SWOPE (WR)
6th—Arizona Cardinals

2012 (4)

RYAN TANNEHILL (QB)
1st (8th overall pick)
Miami Dolphins

RANDY BULLOCK (PK)
5th—Houston Texans
CYRUS GRAY (RB)
6th—Kansas City Chiefs
TERRENCE FREDERICK (DB)
7th—Pittsburgh Steelers

2011 (1)

VON MILLER (LB)
1st (2nd overall pick)
Denver Broncos

2010 (1)

JORDAN PUGH (DB)
6th—Carolina Panthers

2009 (2)

STEPHEN McGEE (QB)
4th—Dallas Cowboys
MIKE GOODSON (RB)
4th—Carolina Panthers

2008 (5)

MARTELLUS BENNETT (TE)
2nd—Dallas Cowboys
CODY WALLACE (OL)
4th—San Francisco 49ers
RED BRYANT (DL)
4th—Seattle Seahawks
CHRIS HARRINGTON (DL)
6th—Arizona Cardinals
COREY CLARK (OL)
7th—San Diego Chargers

2006 (2)

JOHNNY JOLLY (DL)
6th—Green Bay Packers
REGGIE MCNEAL (WR)
6th—Cincinnati Bengals

2005 (3)

TERRENCE MURPHY (WR)
2nd—Green Bay Packers
GEOFF HANGARTNER (OL)
5th—Carolina Panthers
MIKE MONTGOMERY (DL)
6th—Green Bay Packers

2004 (1)

JAMAAR TAYLOR (WR)
6th—New York Giants

2003 (6)

TY WARREN (DL)
1st—New England Patriots

SAMMY DAVIS (CB)
1st—San Diego Chargers

BETHEL JOHNSON (WR)
2nd—New England Patriots
TERRENCE KIEL (DB)
2nd—San Diego Chargers
TAYLOR WHITLEY (OL)
3rd—Miami Dolphins
CHANCE PEARCE (DS)
7th—Houston Texans

2002 (2)

SETH MCKINNEY (OL)
2nd—Miami Dolphins
ROCKY BERNARD (DL)
5th—Seattle Seahawks

2001 (6)

ROBERT FERGUSON (WR)
2nd—Green Bay Packers
RON EDWARDS (DL)
3rd—Buffalo Bills
MICHAEL JAMESON (DB)
6th—Cleveland Browns
JASON GLENN (LB)
6th—Detroit Lions
CHRIS TAYLOR (WR)
7th—Pittsburgh Steelers
RONALD FLEMONS (DE)
7th—Atlanta Falcons

2000 (4)

JASON WEBSTER (DB)
2nd—San Francisco 49ers
CHRIS COLE (WR)
3rd—Denver Broncos
SHANE LECHLER (P/PK)
5th—Oakland Raiders
DANTÉ HALL (RB)
5th—Kansas City Chiefs

1999 (6)

REX TUCKER (OL)
3rd—Chicago Bears
RICH COADY (DB)
3rd—St. Louis Rams
DAN CAMPBELL (TE)
3rd—New York Giants
DAT NGUYEN (LB)
3rd—Dallas Cowboys
WARRICK HOLDMAN (LB)
4th—Chicago Bears
CAMERON SPIKES (OL)
5th—St. Louis Rams

1998 (2)

CHRIS RUHMAN (OL)
2nd—San Francisco 49ers
STEVE MCKINNEY (OL)
3rd—Indianapolis Colts

1997 (4)

BRANDON MITCHELL (DL)
2nd—New England Patriots
ALBERT CONNELL (WR)
4th—Washington Redskins
CALVIN COLLINS (OL)
6th—Atlanta Falcons
EDWARD JASPER (DL)
6th—Philadelphia Eagles

1996 (6)

REGGIE BROWN (LB)
1st—Detroit Lions
LEELAND MCELROY (RB)
2nd—Arizona Cardinals
RAY MICKENS (DB)
3rd—New York Jets
DETRON SMITH (RB)
3rd—Denver Broncos
HUNTER GOODWIN (TE)
4th—Minnesota Vikings
HAYWARD CLAY (TE)
6th—St. Louis Rams

1995 (2)

RODNEY THOMAS (RB)
3rd—Houston Oilers
ANTONIO ARMSTRONG (LB)
6th—San Francisco 49ers

1994 (6)

SAM ADAMS (DL)
1st—Seattle Seahawks
AARON GLENN (DB)
1st—New York Jets
GREG HILL (RB)
1st—Kansas City Chiefs

ERIC ENGLAND (DL)
3rd—Arizona Cardinals
JASON MATHEWS (OL)
3rd—Indianapolis Colts
LANCE TEICHELMAN (DL)
7th—Indianapolis Colts

1993 (3)

PATRICK BATES (DB)
1st—Los Angeles Raiders
MARCUS BUCKLEY (LB)
3rd—New York Giants
DERRICK FRAZIER (DB)
3rd—Philadelphia Eagles

1992 (8)

QUENTIN CORVATT (LB)
1st—Indianapolis Colts
KEVIN SMITH (DB)
1st—Dallas Cowboys
MARK WHEELER (DL)
3rd—Tampa Bay Buccaneers
CHRIS CROOMS (DB)
5th—Los Angeles Rams
KARY VINCENT (DB)
6th—New Orleans Saints
BUCKY RICHARDSON (QB)
8th—Houston Oilers
KEITH ALEX (OL)
9th—Atlanta Falcons
KEITH McAFEE (RB)
11th—San Diego Chargers

1991 (7)

ROBERT WILSON (FB)
3rd—Tampa Bay Buccaneers
WILLIAM THOMAS (LB)
4th—Philadelphia Eagles
MIKE ARTHUR (OL)
5th—Cincinnati Bengals
DENNIS RANSOM (TE)
6th—Washington Redskins
DARREN LEWIS (RB)
6th—Chicago Bears
LARRY HORTON (DB)
8th—Chicago Bears
SHANE GARRETT (WR)
9th—Cincinnati Bengals

1990 (8)

RICHMOND WEBB (OL)
1st—Miami Dolphins
AARON WALLACE (LB)
2nd—Los Angeles Raiders
MIKE JONES (TE)
3rd—Minnesota Vikings
JEROY ROBINSON (LB)
4th—Denver Broncos
PAT CUNNINGHAM (OL)
4th—Indianapolis Colts
MICKEY WASHINGTON (DB)
8th—Phoenix Cardinals
GARY JONES (DB)
9th—Pittsburgh Steelers
TERRY PRICE (DL)
10th—Chicago Bears

1989 (5)

JOHN ROPER (LB)
2nd—Chicago Bears
JERRY FONTENOT (OL)
3rd—Chicago Bears
ROD HARRIS (WR)
4th—Houston Oilers
DANA BATISTE (LB)
9th—Miami Dolphins
ADAM BOB (LB)
12th—New York Jets

1988 (4)

KEITH WOODSIDE (RB)
3rd—Green Bay Packers
LOUIS CHEEK (OL)
8th—Miami Dolphins
KIP CORRINGTON (DB)
9th—Detroit Lions
CHET BROOKS (DB)
11th—San Francisco 49ers

1987 (8)

ROGER VICK (RB)
1st—New York Jets
ROD BERNSTINE (TE/RB)
1st—San Diego Chargers
JOHNNY HOLLAND (LB)
2nd—Green Bay Packers
TODD HOWARD (LB)
3rd—Kansas City Chiefs
LARRY KELM (LB)
4th—Los Angeles Rams
ROD SADDLER (DL)
4th—St. Louis Cardinals
STEVE BULLITT (LB)
8th—Cleveland Browns
IRA VALENTINE (RB)
12th—Houston Oilers

1986 (6)

ANTHONY TONEY (RB)
2nd—Philadelphia Eagles
DOUG WILLIAMS (OL)
2nd—New York Jets
MATT DARWIN (OL)
4th—Philadelphia Eagles
DOMINGO BRYANT (DB)
6th—Pittsburgh Steelers
WAYNE ASBERRY (DB)
9th—Washington Redskins
RANDY DAUSIN (OL)
11th—Cleveland Browns

1985 (6)

RAY CHILDRESS (DL)
1st—Houston Oilers
MATT DARWIN (OL)
5th—Dallas Cowboys
JIMMY TEAL (WR)
5th—Kansas City Chiefs
KEN REEVES (OL)
6th—Philadelphia Eagles
MARK LEWIS (TE)
6th—Green Bay Packers
THOMAS SANDERS (RB)
9th—Chicago Bears

1984 (6)

BILLY CANNON (LB)
1st—Dallas Cowboys
JEFF FULLER (LB)
5th—San Francisco 49ers
JEFF PAINE (LB)
5th—Kansas City Chiefs
KEITH GUTHRIE (DL)
6th—San Diego Chargers
DON JONES (WR)
9th—Cleveland Browns
TOMMY ROBISON (OL)
SD (2nd)—Cleveland Browns

1983 (3)

JOHNNY HECTOR (RB)
2nd—New York Jets
EARNEST JACKSON (RB)
8th—San Diego Chargers
GARY KUBIAK (QB)
8th—Denver Broncos
KEITH BALDWIN (DL)
2nd—Cleveland Browns
MIKE WHITWELL (WR)
6th—Cleveland Browns

1982 (2)

KEITH BALDWIN (DL)
2nd—Cleveland Browns
MIKE WHITWELL (WR)
6th—Cleveland Browns

1981 (2)

MIKE MOSLEY (WR)
3rd—Kansas City Chiefs
MACK MOORE (DL)
6th—Miami Dolphins

1980 (5)

CURTIS DICKEY (RB)
1st—Baltimore Colts
JACOB GREEN (DL)
1st—Seattle Seahawks
GERALD CARTER (WR)
9th—Tampa Bay Buccaneers
GEORGE WOODARD (RB)
11th—New Orleans Saints
JAMES ZACHRY (LB-DL)
11th—New York Jets

1979 (3)

TONY FRANKLIN (PK)
3rd—Philadelphia Eagles
CODY RISIEN (OL)
7th—Cleveland Browns
EUGENE SANDERS (DL)
8th—Tampa Bay Buccaneers

1978 (3)

FRANK MYERS (OL)
5th—Baltimore Colts
MARK DENNARD (OL)
10th—Miami Dolphins
MICHAEL WILLIAMS (DB)
11th—Washington Redskins

1977 (6)

ROBERT JACKSON (LB)
1st—Cleveland Browns
DENNIS SWILLEY (TE)
2nd—Minnesota Vikings
TANK MARSHALL (DL)
3rd—New York Jets
EDGAR FIELDS (DL)
3rd—Atlanta Falcons
LESTER HAYES (DB)
5th—Oakland Raiders
JIMMY DEAN (DL)
4th—Kansas City Chiefs

1976 (10)

BUBBA BEAN (RB)
1st—Atlanta Falcons
PAT THOMAS (DB)
2nd—Los Angeles Rams
GLENN BUJNOCH (OL)
2nd—Cincinnati Bengals
ED SIMONINI (LB)
3rd—Baltimore Colts
GARTH TEN NAPLE (LB)
7th—Detroit Lions
JACKIE WILLIAMS (DB)
7th—Kansas City Chiefs
RICHARD OSBORNE (TE)
9th—Philadelphia Eagles
BRUCE WELCH (OL)
9th—Tampa Bay Buccaneers
SKIP WALKER (RB)
11th—Houston Oilers
CARL ROACHES (WR)
14th—Tampa Bay Buccaneers

1975 (4)

TIM GRAY (DB)
1st—St. Louis Cardinals
JOHN MCCRUMBLY (LB)
5th—Kansas City Chiefs
JAMES DANIELS (DB)
7th—Oakland Raiders
RICKEY SEEKER (OL)
17th—Houston Oilers

1973 (5)

BRAD DUSEK (DB)
3rd—New England Patriots
DAVID CALLAWAY (OL)
9th—New England Patriots
JIM KRIMPKIN (OL)
10th—New York Jets
HOMER MAY (TE)
11th—New England Patriots
RALPH SACRA (OL)
14th—Philadelphia Eagles

1972 (2)

DAVID HOOT (DB)
3rd—Los Angeles Rams
LEONARD FOREY (OL)
6th—Cleveland Browns

1971 (2)

DAVE ELMENDORF (DB)
3rd—Los Angeles Rams
JIM SHEFFIELD (PK)
12th—Kansas City Chiefs

1970 (3)

LARRY STEGENT (RB)
1st—St. Louis Cardinals

BILLY BOB BARNETT (DL)
3rd—Kansas City Chiefs
BARNEY HARRIS (DB)
9th—Baltimore Colts

1969 (9)

TOMMY MAXWELL (DB)
2nd—Baltimore Colts
TOM BUCKMAN (TE)
12th—Green Bay Packers
GEORGE RESLEY (DL)
12th—Houston Oilers
STEVE O'NEAL (P)
13th—New York Jets
EDD HARGETT (QB)
16th—New Orleans Saints
WENDELL HOUSLEY (RB)
17th—Minnesota Vikings
ROLF KRUEGER (DL)
St. Louis Cardinals
BILLY HOBBS (LB)
Philadelphia Eagles
BOB LONG (WR)
Chicago Bears

1968 (1)

MAURICE MOORMAN (OL)
1st—Kansas City Chiefs

1967 (4)

RANDY MATSON (OL)
5th—Atlanta Falcons
JACK PYBURN (OL)
11th—Miami Dolphins
ED BREDDING (TE)
15th—Washington Redskins
LARRY LEE (WR)
17th—Houston Oilers

1966 (9)

KEN MCLEAN, (HB)
8th—Green Bay Packers
PHIL SCOGGIN (P)
14th—Miami Dolphins
RANDY MATSON (OL)
17th—Baltimore Colts

1965 (2)

GENE RAY HINZE (OL)
18th—Kansas City Chiefs
BOBBY EVANS (OL)
18th—San Diego Chargers

1964 (2)

RAY KUBALA (OL)
7th—Denver Broncos
RON CARPENTER (WR)
12th—San Diego Chargers

1963 (5)

LEE ROY CAFFEY (LB)

4th—Houston Oilers

JERRY HOPKINS (OL)

4th—Houston Oilers

LEE ROY CAFFEY (LB)

7th—Philadelphia Eagles

GEORGE HOGAN (OL)

18th—Oakland Raiders

SAM BYER (LB)

22nd—Houston Oilers

1961 (1)

RANDY SIMS (RB)

18th—Green Bay Packers

1960 (3)

GALE OLIVER (OL)*

Dallas Texans

HARLIE MILSTEAD (QB)*

San Diego Chargers

GORDON LEBOEUF (RB)*

New York Titans

* expansion draft

1959 (2)

KEN BECK (OL)

4th—Chicago Cardinals

JOHN TRACEY (WR)

14th—Los Angeles Rams

1958 (6)

JOHN DAVID CROW (RB)

1st—Chicago Cardinals

CHARLES KRUEGER (OL)

1st—San Francisco 49ers

BOBBY JOE CONRAD (DB)

5th—New York Giants

BOBBY MARKS (DB)

8th—Los Angeles Rams

KEN HALL (RB)

14th—Baltimore Colts

RODDY OSBORNE (RB)

17th—Cleveland Browns

1957 (2)

JACK PARDEE (RB)

2nd—Los Angeles Rams

GEORGE GILLAR (B)

23rd—Detroit Lions

1956 (1)

JACK POWELL (OL)

8th—Detroit Lions

1955 (3)

FRED BROUSSARD (OL)

4th—Pittsburgh Steelers

ELWOOD KETTLER (QB)

14th—New York Giants

BERNIE SINCLAIR (WR)

29th—Pittsburgh Steelers

1954 (1)

DON ELLIS (DB)

5th—Baltimore Colts

1953 (3)

JACK LITTLE (OL)

5th—Baltimore Colts

DARROW HOOPER (OL)

10th—New York Giants

RAY GRAVES (RB)

27th—Baltimore Colts

1952 (6)

YALE LARY (DB)

3rd—Detroit Lions

BILLY TIDWELL (RB)

3rd—San Francisco 49ers

GLENN LIPPMANN (RB)

22nd—Chicago Cardinals

SAM MOSES (OL)

27th—Chicago Cardinals

HUGH MEYER (OL)

27th—Los Angeles Rams

RUSS HUDECK (OL)

29th—Dallas Texans

1951 (2)

BOB SMITH (RB)

4th—Cleveland Browns

BOB BATES (OL)

16th—Washington Redskins

1950 (1)

ANDY HILLHOUSE (WR)

12th—Los Angeles Rams

1949 (5)

BOB GOODE (RB)

1st—Washington Redskins

JIM WINKLER (OL)

2nd—San Francisco 49ers (AAFC Secret)

JIM WINKLER (OL)

3rd—Los Angeles Rams

BOB GOODE (RB)

13th—Chicago Bears

BOBBY GOFF (RB)

25th—Pittsburgh Steelers

1947 (5)

MONTE MONCRIEF (OL)

6th—Green Bay Packers

ED ROBNETT (FB/LB)

12th—San Francisco 49ers

BURYL BATY (DB)

19th—Detroit Lions

LEO DANIELS (OL)

23rd—Miami Dolphins

BOB TULIS (OL)

29th—Detroit Lions

1946 (7)

LYNN DICKEY (RB)

6th—Chicago Cardinals

GRANT DARNELL (OL)

7th—Green Bay Packers

MONTE MONCRIEF (OL)

10th—Washington Redskins

GEORGE STROHMEYER (OL)

11th—Los Angeles Rams

BOB BUTCHOFKY (DB)

14th—Washington Redskins

MARION FLANAGAN (DB)

24th—Washington Redskins

JIM HALLMARK (DB)

26th—Los Angeles Rams

1945 (2)

ED DUSEK (DL)

29th—Chicago Cardinals

OTTO PAYNE (OL)

30th—Chicago Cardinals

1944 (2)

LEO DANIELS (OL)

12th—Chicago Cardinals

BOB BUTCHOFKY (DB)

28th—Green Bay Packers

1943 (3)

BILL HENDERSON (WR)

7th—Cleveland Rams

CULLEN ROGERS (RB)

16th—Cleveland Rams

FELIX BUCEK (OL)

17th—Pittsburgh Steelers

1942 (2)

MARTIN RUBY (OL)

3rd—Chicago Bears

WILLIE ZAPALAC (RB)

6th—Los Angeles Dons

1941 (7)

JOHN KIMBROUGH (RB)

1st—Chicago Cardinals

JIM THOMASON (RB)

1st—Detroit Lions

MARION PUGH (QB)

2nd—Philadelphia Eagles

MARSHALL ROBNETT (OL)

6th—Chicago Cardinals

ERNE PARNELL (OL)

14th—Green Bay Packers

BILL CONATSEAR (DB)

14th—Philadelphia Eagles

CHARLEY HENKE (OL)

19th—Philadelphia Eagles

1940 (1)

JOE BOYD (OL)

4th—Washington Redskins

1939 (4)

DICK TODD (RB)

3rd—Washington Redskins

FRED COSTON (DB)

5th—Philadelphia Eagles

RANKIN BRITT (OL)

9th—Philadelphia Eagles

BRUNO SCHROEDER (DL)

10th—New York Giants

1938 (2)

JOE ROUTT (OL)

2nd—Cleveland Rams

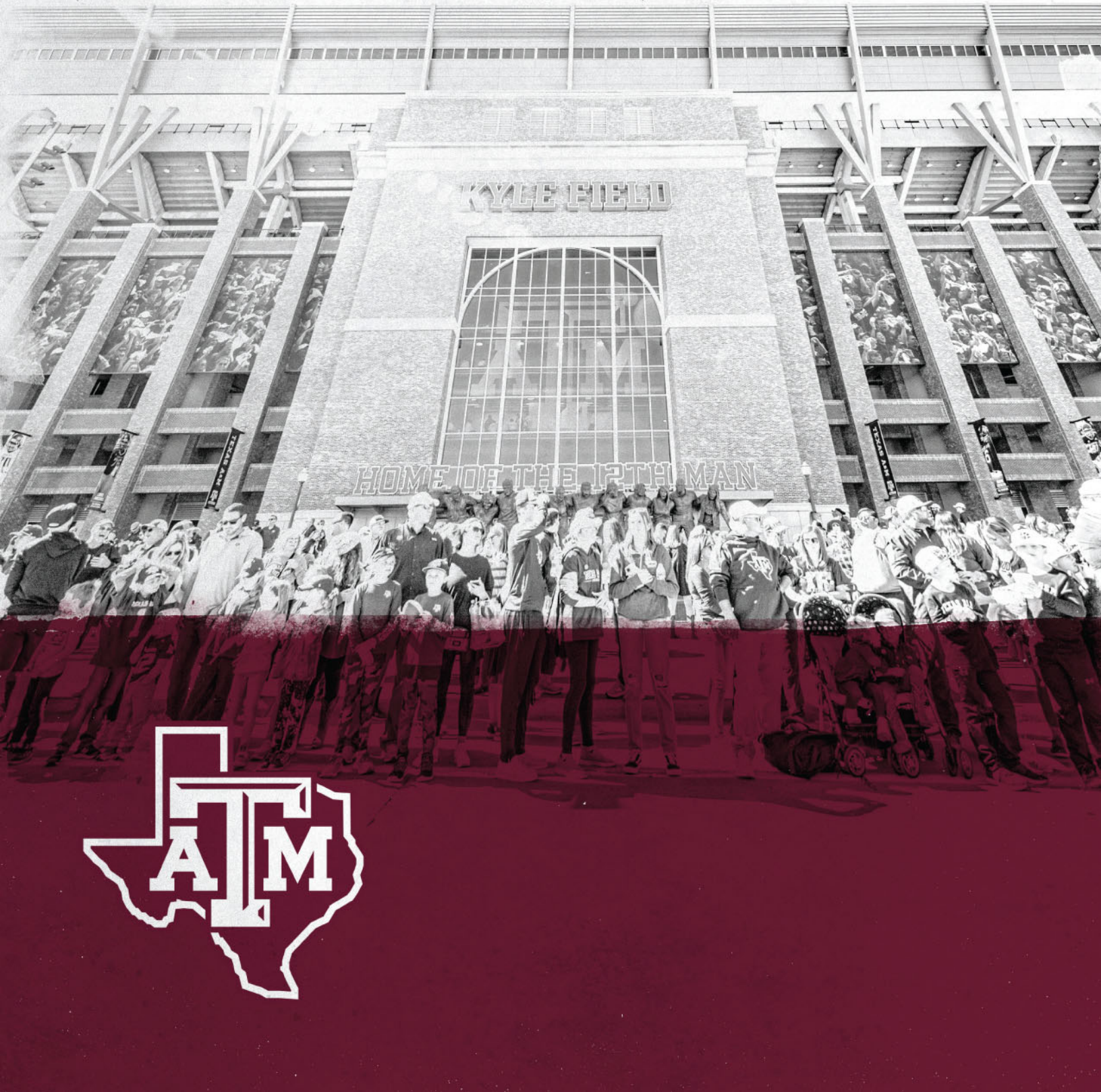
ROY YOUNG (OL)

5th—Washington Redskins

2022

TEXAS A&M FOOTBALL

MEDIA GUIDE



JAYLON
JONES 17
DB

ANTONIO
JOHNSON 27
DB

MYLES
JONES 0
DB

76 REUBEN
FATHEREE II
OL

6 DEVON
ACHANE
RB

- SEP. 3 VS SAM HOUSTON
- SEP. 10 VS APPALACHIAN STATE
- SEP. 17 VS MIAMI
- SEP. 24 VS ARKANSAS SOUTHWEST CLASSIC
- OCT. 1 AT MISSISSIPPI STATE
- OCT. 8 AT ALABAMA
- OCT. 22 AT SOUTH CAROLINA
- OCT. 29 VS OLE MISS
- NOV. 5 VS FLORIDA
- NOV. 12 AT AUBURN
- NOV. 19 VS UMASS MILITARY APPRECIATION
- NOV. 26 VS LSU MAROON OUT
- DEC. 3 VS SEC CHAMPIONSHIP