

2022 TENNESSEE FOOTBALL



DECEMBER 30 / 8:00 PM ET / ESPN

MIAMI GARDENS, FLORIDA



2022 ASSOCIATED PRESS SEC COACH OF THE YEAR

2022 NATIONAL COACH OF THE YEAR FINALIST

JOSH HEUPEL



HEAD COACH

Led Tennessee to its **first 10-win regular season** since 2003, becoming the third Vol coach in the last 60 years to achieve that feat in his first or second season (Bill Battle, Phillip Fulmer)

Became the sixth UT coach in school history and first since Phillip Fulmer in 1998 to be named Associated Press SEC Coach of the Year

2022 AFCA Region 2 Coach of the Year and a finalist for the Paul "Bear" Bryant Coach of the Year Award for the second time in his career

Owns a 17-8 record at Tennessee, including **five ranked wins**—the most by a UT coach through his first two seasons since Phillip Fulmer

Guided the Vols to their **first No. 1 ranking** in any poll since the 1998 national championship season

Produced **10 NFL Draft picks** in the last two drafts combined, which ranks top 10 among head coaches during that span

The architect of a Tennessee offense that ranks **No. 1** in the nation in scoring offense (47.3 ppg) and total offense (538.1)

His teams have shattered **eight Tennessee single-season records** in his two seasons

Owns a 45-17 record in five seasons as a head coach, making him one of the **top 10 winningest head coaches** since the start of the 2018 season

Produced five bowl berths in five seasons as a head coach, including **two New Year's Six Bowl appearances** (2019 Fiesta Bowl, 2022 Capital One Orange Bowl)



TENNESSEE

2022 FOOTBALL



126 SEASONS / 6 NATIONAL CHAMPIONSHIPS / 13 SEC TITLES / 55 BOWL GAMES / 94 FIRST-TEAM ALL-AMERICA HONORS / 46 NFL FIRST-ROUND PICKS

GAME 13 | DEC. 30, 2022 | 8 P.M. ET | MIAMI GARDENS, FLA. | HARD ROCK STADIUM (65,326)



TENNESSEE VOLUNTEERS

10-2 (6-2 SEC)



VS



CLEMSON TIGERS

11-2 (8-0 ACC)

Head Coach: Josh Heupel

Record at UT: 17-8 (.680) // second season

Career Record: 45-16 (.738) // fifth season

Rankings: CFP - 6 // AP - 6 // Coaches - 6

Head Coach: Dabo Swinney

Record at CU: 161-38 (.809) // 15th season

Career Record: same

Rankings: CFP - 7 // AP - 10 // Coaches - 11

STORYLINES

• **BIG ORANGE BOWL:** The sixth-ranked Tennessee Volunteers are Orange Bowl bound for the first time in 25 years as they head south to Miami to square off with the ACC champion Clemson Tigers. Clemson enters the game ranked one spot behind the Vols in the College Football Playoff rankings at No. 7 after going 11-2 this season, including a perfect 8-0 record in conference play. Both teams are coming off victories in their last game, as UT dominated in-state rival Vanderbilt with a 56-0 shutout victory in Nashville on Nov. 26 while Clemson cruised to a 39-10 win over North Carolina in the ACC title game to win its sixth consecutive conference championship. Tennessee's last appearance in the Orange Bowl came after the 1997 season, a disappointing 42-17 loss to No. 2 Nebraska in what was Peyton Manning's final game in the Orange & White. The Vols are 1-3 all-time in the Orange Bowl and will be looking to snap a three-game skid in the game after defeating Oklahoma 17-0 in their first trip to Miami back in 1939. UT's other Orange Bowl appearances came in 1947 (L, 8-0 to Rice) and 1968 (L, 26-24 to Oklahoma). Tennessee head coach **Josh Heupel** is no stranger to the Orange Bowl, having participated in the game twice during his career, once as a player and once as a graduate assistant coach. As the starting quarterback, Heupel led the Oklahoma Sooners to a National Championship in the 2001 Orange Bowl with a 13-2 victory over Florida State. Heupel returned to Miami following the 2004 season as a graduate assistant with the Sooners when they played for another national title in the 2005 Orange Bowl, a loss to Southern Cal. A win on Friday night would give the Vols their first 11-win season since finishing 11-2 in 2001.

• **REGULAR SEASON RECAP:** Tennessee is coming off its best regular season since 2003, winning 10 games for the first time since that year, including victories over formidable SEC foes Florida, LSU, Alabama and Kentucky. The Vols join TCU as the only programs in the nation with five or more wins vs. AP Top 25 teams at the time of the meeting. It's the first time in school history that they have achieved that feat in a regular season and the first in an entire season (including SEC Championship and bowl game) since 1998 (won six). UT was ranked No. 1 in the initial College Football Playoff rankings, becoming just the seventh program to ever achieve the top spot in the CFP rankings (since 2013). The Big Orange started the season 8-0 for the first time since their perfect 13-0 season in 1998 when they won the BCS National Championship. The Vols recorded a handful of impressive wins, including a 27-point road victory at current No. 17 and SEC West champion LSU, as well as a 52-49 thriller over No. 5 Alabama on Oct. 15, the most points allowed by the Tide in a game since 1907.

• **MILTON'S TIME TO SHINE:** Sr. QB **Joe Milton III**, who owns one more year of eligibility, will make his fourth start as a Vol and the ninth of his career in Friday's Orange Bowl. The Florida native started home games vs. Bowling Green (Sept. 2) and Pitt (Sept. 11) last season before his roommate **Hendon Hooker** became the starter after Milton exited the Pitt game due to injury. Milton started the regular-season finale at Vanderbilt and led the Vols to a dominating 56-0 win after Hooker went down with a season-ending injury at South Carolina the week prior. This season, Milton is 34-of-54 passing for 720 yards with seven touchdowns and no interceptions.

• **THE NATION'S NO. 1 OFFENSE:** Tennessee's high-powered offense is No. 1 in the nation in total offense (538.1), scoring offense (47.3), passing efficiency (181.59) and rushing touchdowns (39). The Vols are third in passing offense (332.3) and fifth in completion percentage (68.8). The Vols have amassed a school-record and nation-best 568 points, shattering last year's record of 511. UT leads the SEC in numerous offensive categories, including: scoring offense, total offense, passing offense, completion percentage, fewest interceptions (3), passing efficiency, passing yards per completion (14.72), first downs (310) and rushing TDs.

BY THE NUMBERS

+9

turnover margin by Tennessee, which is 1st in SEC, 13th FBS (forced 20; Vols lost TO battle only twice this year -1 vs. Alabama & SC)

111.8

rushing yards per game allowed by the Tennessee defense, which is No. 20 in the FBS and No. 2 in the SEC (held LSU 55, Alabama 114)

568

total points scored by Tennessee this season, which leads the FBS and shattered the previous program record of 511 that was set last year

5

Vols with five or more rushing TDs this season, marking first time that's been done by UT in modern era (since 1933)

ON THE AIR

TV: ESPN

Play-by-Play: Joe Tessitore

Analyst: Greg McElroy

Sideline Reporter: Katie George

RADIO: VOL NETWORK

Local: WIVK-FM 107.7 | WNML-FM 99.1

SiriusXM: Ch. 136 or 190

SiriusXM App: Ch. 961

Web: UTsports.com

App: Tennessee Athletics

Play-by-Play: Bob Kesling

Analysts: Pat Ryan & Brent Hubbs

Sideline: Jayson Swain

SOCIAL MEDIA

Twitter/Instagram: @Vol_Football

Facebook: Tennessee Football

THE SCHEDULE

Overall: 10-2 | **Home:** 7-0 | **Away:** 3-2

SEPTEMBER (4-0)

1	Ball State	SECN	W, 59-10
10	at #17/14 Pittsburgh	ABC	W, 34-27 OT
17	Akron	SECN+	W, 63-6
24	#20/22 Florida*	CBS	W, 38-33

OCTOBER (4-0)

8	at #25/RV LSU*	ESPN	W, 40-13
15	#3/1 Alabama*	CBS	W, 52-49
22	UT Martin (HC)	SECN	W, 65-24
29	#19/17 Kentucky*	ESPN	W, 44-6

NOVEMBER (2-2)

5	at #3/1/1 Georgia*	CBS	L, 13-27
12	Missouri*	CBS	W, 66-24
19	at South Carolina*	ESPN	L, 38-63
26	at Vanderbilt*	SECN	W, 56-0

DECEMBER (0-0)

30	vs. #7/10/11 Clemson	ESPN	8 p.m. ET
----	----------------------	------	-----------

* - denotes SEC game

THE COACHING STAFF

Josh Heupel, Head Coach (2nd)

Tim Banks^, DC (2nd)

Mike Ekeler, OLB/ST (2nd)

Glen Elarbee, OL (2nd)

Rodney Garner, DL (4th, 2nd on this staff)

Joey Halzle^, QB (2nd)

Brian Jean-Mary, LB (2nd)

Jerry Mack, RB (2nd)

Willie Martinez, DB (6th, 2nd on this staff)

Kelsey Pope, WR (1st, served as QC last yr)

() - denotes year at Tennessee

^ - denotes in press box





TENNESSEE | DEPTH CHART

OFFENSE

TE	88	Princeton Fant	6-2	245	R-Sr.*
-or-	87	Jacob Warren	6-6	250	R-Sr.
LT	54	Gerald Mincey	6-6	337	R-So.
-or-	53	Jeremiah Crawford	6-5	315	Sr.
LG	75	Jerome Carvin	6-5	321	Sr.*
	78	Ollie Lane	6-4	325	R-Sr.
C	63	Cooper Mays	6-3	296	Jr.
	65	Parker Ball	6-4	290	R-Jr.
-or-	72	Addison Nichols	6-5	318	Fr.
RG	76	Javontez Spraggins	6-3	325	Jr.
	50	Jackson Lampley	6-4	320	R-Jr.
RT	58	Darnell Wright	6-6	335	Sr.
	66	Dayne Davis	6-7	325	R-Jr.
WR	15	Bru McCoy	6-3	220	R-Jr.
	19	Walker Merrill	6-1	195	So.
WR	10	Squirrel White	5-10	165	Fr.
	19	Walker Merrill	6-1	195	So.
WR	80	Ramel Keyton	6-3	195	Sr.
	81	Chas Nimrod	6-3	192	Fr.
QB	7	Joe Milton III	6-5	245	R-Sr.
	13	Gaston Moore	6-2	207	R-So.
-or-	3	Tayven Jackson	6-3	200	Fr.
	21	Navy Shuler	6-0	206	R-So.
RB	2	Jabari Small	5-11	213	Jr.
	20	Jaylen Wright	5-11	205	So.
	24	Dylan Sampson	5-11	190	Fr.

- denotes graduated

* - denotes "super" senior who elected to return in 2022

BOLD - denotes starter

PRONUNCIATION GUIDE

11	LaTrell Bumphus	BUM-fiss
1	Trevon Flowers	TRAY-von
99	Kurott Garland	KER-ott
15	Kwauze Garland	kwah-ZEE
5	Kamal Hadden	KUH-mall
80	Ramel Keyton	RUH-mel
12	Tamarion McDonald	tuh-MARE-ee-uhn
38	Solon Page III	SOUL-in
47	Matthew Salansky	SUH-lan-skee
76	Javontez Spraggins	juh-VAWN-tez SPRA-gins
95	Da'Jon Terry	day-ZHAN
17	Andre Turrentine	TUR-en-tine
42	Tyre West	tie-REE

DEFENSE

LEO	6	Byron Young	6-3	245	Sr.
	30	Roman Harrison	6-2	244	Sr.
	19	Joshua Josephs	6-3	238	Fr.
-or-	27	James Pearce Jr.	6-5	242	Fr.
DT	95	Da'Jon Terry	6-4	321	R-Jr.
	99	Kurott Garland	6-3	310	R-Sr.
-or-	20	Bryson Eason	6-3	300	R-So.
DT	21	Omari Thomas	6-4	320	Jr.
	51	Elijah Simmons	6-2	340	R-Jr.
DE	11	LaTrell Bumphus	6-3	290	R-Sr.*
	9	Tyler Baron	6-5	260	Jr.
	90	Dominic Bailey	6-3	270	R-So.
	42	Tyre West	6-3	290	Fr.
MLB	24	Aaron Beasley	6-1	225	Sr.
	44	Elijah Herring	6-2	227	Fr.
WLB	33	Jeremy Banks	6-1	224	R-Sr.
-or-	10	Juwan Mitchell	6-1	235	R-Sr.
	38	Solon Page III	6-2	228	R-Sr.*
	40	Kalib Perry	6-3	228	Fr.
CB	14	Christian Charles	6-1	186	So.
-or-	28	De'Shawn Rucker	6-0	190	So.
	3	Dee Williams	5-11	190	Jr.
CB	5	Kamal Hadden	6-1	190	R-Jr.
	0	Doneiko Slaughter	6-0	190	Jr.
STAR	12	Tamarion McDonald	6-2	200	Jr.
	13	Wesley Walker	6-1	204	R-Jr.
S	2	Jaylen McCollough	6-0	205	Sr.
	17	Andre Turrentine	5-11	195	R-Fr.
-or-	25	Jourdan Thomas	6-2	200	Fr.
S	1	Trevon Flowers	5-11	200	Sr.*
	0	Doneiko Slaughter	6-0	190	Jr.

SPECIALISTS

PK	40	Chase McGrath	6-0	198	R-Sr.*
	39	Toby Wilson	5-10	190	R-Sr.
P	37	Paxton Brooks	6-6	201	Sr.*
	93	Kolby Morgan	5-11	200	R-Fr.
KO	37	Paxton Brooks	6-6	201	Sr.*
	39	Toby Wilson	5-10	190	R-Sr.
LS	47	Matthew Salansky	5-11	245	R-Jr.
H	37	Paxton Brooks	6-6	201	Sr.*
KR	3	Dee Williams	5-11	190	Jr.
-or-	10	Squirrel White	5-10	165	Fr.
PR	3	Dee Williams	5-11	190	Jr.
	1	Trevon Flowers	5-11	200	Sr.*

- denotes graduated

* - denotes "super" senior who elected to return in 2022

BOLD - denotes starter

SERIES HISTORY vs. CLEMSON

20TH MEETING

TENNESSEE LEADS (11-6-2)

in Knoxville: 9-3-1

in Clemson: 2-2-1

at neutral site: 0-1

Biggest Win: 44 points (44-0, 1931 in Knoxville)

Biggest Loss: 16 points (0-16, 1906 in Clemson)

Longest Winning Streak: 7 games (1920-76)

Longest Losing Streak: 2 games (1902-04)

Current Streak: Clemson 1 game

1901	Knoxville	T	6-6
1902	Knoxville	L	0-11
1904	Knoxville	L	0-6
1905	Clemson	T	5-5
1906	Clemson	L	0-16
1907	Clemson	W	4-0
1908	Knoxville	W	6-5
1914	Knoxville	W	27-0
1915	Knoxville	L	0-3
1916	Clemson	W	14-0
1919	Clemson	L	0-14
1920	Clemson	W	26-0
1930	Knoxville	W	27-0
1931	Knoxville	W	44-0
1938	Knoxville	W	20-7
1944	Knoxville	W	26-7
1974	Knoxville	W	29-28
1976	Knoxville	W	21-19
2003	Atlanta	L	14-27

SERIES TOP UT PERFORMANCES

PASSING

Most Passing Yards:

Casey Clausen (384 yds, 2004)

Most Passing Attempts:

Casey Clausen (55 att., 2004)

Most Passing Completions:

Casey Clausen (31 comp., 2004)

Most Passing TDs:

Casey Clausen (2 TD, 2004)

Longest Completion:

Condrege Holloway (65 yds., 1974)

RUSHING

Most Rushing Yards:

Stanley Morgan (106 yds., 1974)

Most Rushes:

Stanley Morgan (106 att., 1974)

100 Yard Games:

1, Stanley Morgan (1974)

Most Rushing TDs:

Stanley Morgan (2 TD, 1974)

Longest Rush:

Mike Gayles (35 yds., 1974)

RECEIVING

Most Receiving Yards:

Larry Seivers (131 yds., 1976)

Most Receptions:

Larry Seivers (11 rec., 1976)

Most Receiving TDs:

1 (5x), last Mark Jones & Chris Hannon in 2004

DEFENSE

Tackles:

Andy Spiva (19 tackles, 1976)

Tackles For Loss:

David Page (3 tfl, 1974)

Interceptions:

1 (5x), last Gibril Wilson in 2004

* - records available since 1974

NOTING THE TENNESSEE-CLEMSON SERIES

- Tennessee and Clemson will meet for the 20th time in series history. Once a storied rivalry, the Vols and Tigers have played just once since the 1976 season.
- The Vols lead the all-time series, 11-6-2.
- The two sides are squaring off in a bowl game for just the second time in the series. The last bowl matchup also featured a New Year's Six bowl in the 2004 Chick-fil-A Peach Bowl played in Atlanta at the Georgia Dome.
- The last time Tennessee finished the regular season with 10 wins, it faced Clemson in its New Year's Six bowl game.
- Coincidentally, the last time Tennessee played a game in Miami, Florida? 2003 when it defeated the eighth-ranked Hurricanes, 10-6, at the old Miami Orange Bowl.
- The two schools are separated by a point-to-point distance of 108 miles across the Great Smoky Mountains - the same approximate point-to-point distance as Knoxville to Chattanooga.
- After facing five consecutive Big Ten Conference opponents in bowl games, Tennessee will face a foe from the ACC in a bowl for the first time since 2010. The last time the Vols faced the same conference (other than the SEC) twice in a single season was also 2003 when UT defeated Duke before facing the Tigers in the Peach Bowl.
- UT is X-X vs. current ACC foes in bowl games.
- The Vols have played just once inside Hard Rock Stadium, facing Nebraska in 1998 in what was then called Pro Player Stadium. That game marked VFL *Peyton Manning's* last time under center for the Orange & White.
- The game will mark the 10th time in program history Tennessee has faced a team in the ACC at the time of the game (Maryland - 4, Clemson - 2*, North Carolina - 1, Florida State - 1, Virginia - 1, Virginia Tech - 1). * - includes this year's game

STAT COMPARISON

CATEGORY	TENNESSEE		CLEMSON	
	VALUE	SEC (FBS) RANK	VALUE	ACC (FBS) RANK
3rd D Conv. Pct.	0.431	6 (34)	0.487	2 (10)
3rd D Conv. Pct. Defense	0.339	3 (28)	0.361	6 (45)
4th D Conv. Pct.	0.667	2 (10)	0.667	1 (10)
4th D Conv. Pct Defense	0.467	9 (49)	0.375	3 (12)
Blocked Kicks	2	3 (31)	5	1 (5)
Completion Pct.	0.688	1 (6)	0.632	4 (47)
Fewest Penalties P/G	8.00	13 (124)	5.54	2 (44)
Fewest Penalty Yds P/G	66.67	13 (120)	48.46	2 (47)
First Downs Defense	273	14 (107)	237	8 (51)
First Downs Offense	310	3 (13)	287	4 (24)
Fumbles Lost	8	4 (65)	12	12 (117)
Fumbles Recovered	11	3 (21)	8	5 (44)
Kickoff Return Defense	17.00	2 (17)	19.62	5 (60)
Kickoff Returns	19.80	6 (67)	23.00	6 (14)
Net Punting	36.90	13 (100)	37.42	9 (87)
Passes Had Intercepted	3	1 (2)	8	5 (43)
Passes Intercepted	9	6 (71)	13	4 (20)
Passing Offense	332.3	1 (3)	225.6	7 (74)
Passing Yds Allowed	287.0	13 (127)	230.2	9 (77)
Passing Yds per Comp.	14.72	1 (5)	10.94	12 (110)
Punt Return Defense	2.50	1 (7)	10.59	11 (105)
Punt Returns	16.95	2 (5)	7.00	11 (73)
Red Zone Defense	0.771	4 (19)	0.810	4 (47)
Red Zone Offense	0.937	2 (6)	0.966	1 (2)
Rushing Defense	111.8	2 (19)	101.1	2 (10)
Rushing Offense	205.8	6 (20)	179.0	5 (46)
Sacks Allowed	1.92	6 (58)	1.85	4 (54)
Scoring Defense	23.5	6 (45)	20.1	3 (17)
Scoring Offense	47.3	1 (1)	34.7	4 (25)
Tackles for Loss Allowed	4.08	3 (16)	4.77	3 (41)
Team Passing Efficiency	181.60	1 (1)	136.22	6 (63)
Team Passing Effic. Defense	135.21	12 (86)	122.79	4 (35)
Team Sacks	2.25	5 (54)	3.08	4 (13)
Team Tackles for Loss	7.2	2 (12)	7.9	1 (6)
Time of Possession	25:09	14 (131)	30:50	5 (43)
Total Defense	398.8	11 (86)	331.3	4 (24)
Total Offense	538.1	1 (1)	404.6	6 (55)
Turnover Margin	0.75	2 (11)	0.08	7 (67)
Turnovers Gained	20	3 (33)	21	5 (25)
Turnovers Lost	11	1 (12)	20	10 (90)

THE LAST MEETING

CLEMSON	10	14	0	3	27
#6/7 TENNESSEE	7	7	0	0	14

Jan. 2, 2004 | Chick-fil-A Peach Bowl | Georgia Dome | Atlanta, Ga. | Attendance: 75,125

Clemson Upsets No. 6 Tennessee 27-14 in Chick-fil-A Peach Bowl

ATLANTA - Clemson jumped to a 10-0 lead late in the first quarter, matched two Tennessee touchdowns with two of its own before halftime and added a late field goal, all adding up to a 27-14 victory in the 36th annual Chick-fil-A Peach Bowl. A record Georgia Dome crowd of 75,125 saw the first game between the two teams since 1976.

Clemson took the first drive of the game 80 yards in six plays for a score and added a field goal after a long punt return.

Four-year starter Casey Clausen, who completed 31 of 55 passes for 384 yards in his final game as a Tennessee Volunteer, threw touchdown passes to Chris Hannon in the first quarter and Mark Jones in the second, but the Tigers had touchdowns of their own in response to each of the Vol scores.

Clausen completed passes to 10 different receivers, with Troy Fleming catching six for 54 yards, Jones five for 66 and Hannon four for 57. The Vols' first score came after an 11-play, 87-yard drive and the second was four plays, 43 yards after an interception by safety Gibril Wilson.

Tennessee gave itself a chance to make it a one-score ballgame in the third quarter, but a missed field goal spelled the scoreless second half for the Big Orange.

The Vols finished 10-3 and played in their eighth New Year's bowl game in nine years.

STAT LEADERS

TENNESSEE

Rushing	Att	Yds	TD	Long	Avg.
C. Houston	6	24	0	16	4.0
G. Riggs	2	10	0	7	5.0
T. Fleming	4	6	0	3	1.5
J. Davis	1	6	0	6	6.0
C. Clausen	12	2	0	11	0.2
J. Banks	1	-10	0	-10	-10.0
Totals	26	38	0	16	1.5

Passing	C-A-I	Yds	TD	Long
C. Clausen	31-55-0	384	2	35
Totals	31-56-0	384	2	35

Receiving	No.	Yds	TD	Long
M. Jones	5	66	1	30
C. Hannon	4	57	1	19
T. Fleming	6	54	0	16
T. Brown	2	48	0	28
B. Smith	2	45	0	35
J. Banks	3	37	0	22
C.J. Fayton	3	34	0	13
J. Swain	3	18	0	9
C. Houston	2	18	0	13
W. Revill	1	7	0	7
Totals	31	384	2	35

CLEMSON

Rushing	Att	Yds	TD	Long	Avg.
C. Jasmin	15	130	1	31	8.7
D. Hamilton	4	23	0	11	5.8
K. Browning	1	8	1	8	8.0
D. Coleman	8	4	1	8	0.5
C. Whitehurst	6	-12	0	4	-2.0
Totals	34	154	3	31	4.5

Passing	C-A-I	Yds	TD	Long
C. Whitehurst	22-40-1	246	0	35
Totals	22-40-1	246	0	35

Receiving	No.	Yds	TD	Long
D. Hamilton	5	69	0	26
K. Youngblood	3	64	0	35
A. Currie	5	50	0	22
C. Baham	2	25	0	16
D. Coleman	4	17	0	13
B. Williamson	1	13	0	13
B. Hall	1	9	0	9
K. Browning	1	-1	0	-1
Totals	22	246	0	35

SCORING SUMMARY

Qtr	Time	Team	Scoring Play	P-Yds.	TOP	Score
1st	12:50	CU	D. Coleman 8 yd run (A. Hunt kick)	6-80	2:10	0-7
1st	03:48	CU	A. Hunt 23 yd field goal	6-11	1:55	0-10
1st	00:06	UT	C. Hannon 19 yd pass from C. Clausen (J. Wilhoit kick)	11-87	3:42	7-10
2nd	13:11	CU	C. Jasmin 15 yd run (A. Hunt kick)	7-80	1:55	7-17
2nd	08:19	UT	M. Jones 30 yd pass from C. Clausen (J. Wilhoit kick)	4-43	1:12	14-17
2nd	05:36	CU	K. Browning 8 yd run (A. Hunt kick)	9-80	2:43	14-24
4th	01:23	CU	A. Hunt 28 yd field goal	14-70	7:04	14-27

NATIONAL POLLS

ASSOCIATED PRESS

Rank	School	Record	Points
1	Georgia (62)	13-0	1,574
2	Michigan (1)	13-0	1,513
3	TCU	12-1	1,430
4	Ohio State	11-1	1,398
5	Alabama	10-2	1,285
6	Tennessee	10-2	1,233
7	Utah	10-3	1,110
8	Southern Cal	11-2	1,068
9	Penn State	10-2	1,063
10	Clemson	11-2	1,042
11	Kansas State	10-3	1,032
12	Washington	10-2	933
13	Florida State	9-3	708
14	Tulane	11-2	681
15	Oregon	9-3	670
16	LSU	9-4	660
17	Oregon State	9-3	644
18	UCLA	9-3	570
19	Notre Dame	8-4	394
20	South Carolina	8-4	382
21	Texas	8-4	305
22	UTSA	11-2	227
23	Troy	11-2	158
24	Mississippi State	8-4	119
25	NC State	8-4	59

RV: North Carolina 39, UCF 36, Cincinnati 32, Ole Miss 27, Fresno State 25, Purdue 17, South Alabama 17, Illinois 11, Boise State 6, Pittsburgh 4, Minnesota 2, James Madison 1

AFCA COACHES

Rank	School	Record	Points
1	Georgia (59)	13-0	1,523
2	Michigan (2)	13-0	1,466
3	Ohio State	11-1	1,359
4	TCU	12-1	1,353
5	Alabama	10-2	1,282
6	Tennessee	10-2	1,116
7	Penn State	10-2	1,074
8	Southern Cal	11-2	1,054
9	Kansas State	10-3	1,050
10	Utah	10-3	1,044
11	Clemson	11-2	1,003
12	Washington	10-2	864
13	Florida State	9-3	741
14	Oregon	9-3	661
15	LSU	9-4	635
16	Oregon State	9-3	629
17	Tulane	11-2	591
18	UCLA	9-3	541
19	South Carolina	8-4	354
20	Notre Dame	8-4	323
21	Texas	8-4	300
22	UTSA	11-2	206
23	Mississippi State	8-4	139
24	Troy	11-2	132
25	North Carolina	9-4	95

RV: NC State 60, Ole Miss 44, UCF 43, Fresno State 37, Pittsburgh 28, Air Force 17, South Alabama 14, Purdue 12, Cincinnati 10, Minnesota 7, Duke 6, Coastal Carolina 5, Illinois 4, Boise State 3

COLLEGE FOOTBALL PLAYOFF

Rank	School	Record
1	Georgia	13-0
2	Michigan	13-0
3	TCU	12-1
4	Ohio State	11-1
5	Alabama	10-2
6	Tennessee	10-2
7	Clemson	11-2
8	Utah	10-3
9	Kansas State	10-3
10	Southern Cal	11-2
11	Penn State	10-2
12	Washington	10-2
13	Florida State	9-3
14	Oregon State	9-3
15	Oregon	9-3
16	Tulane	11-2
17	LSU	9-4
18	UCLA	9-3
19	South Carolina	8-4
20	Texas	8-4
21	Notre Dame	8-4
22	Mississippi State	8-4
23	NC State	8-4
24	Troy	11-2
25	USTA	11-2

*As of 12/4

2022 HONORS

Josh Heupel • Head Coach

- SEC Coach of the Year (AP)
- AFCA Region 2 Coach of the Year
- Bear Bryant Coach of the Year Award Finalist

Kelsey Pope • Wide Receivers

- AFCA Coaches Leadership Initiative 35 Under 35

Offensive Line

- Joe Moore Award Semifinalist

Jeremy Banks • R-Sr. • LB

- East-West Shrine Bowl Invitee
- Butkus Award Watch List
- Lott Trophy Watch List
- Reese's Senior Bowl Watch List
- Lott IMPACT Trophy Player of the Week (10/19)

Paxton Brooks • Sr. • P

- CSC Academic All-America Second Team
- CSC Academic All-District Team
- Ray Guy Award Watch List
- William V. Campbell Trophy Semifinalist

Jerome Carvin • Sr. • OL

- All-SEC Third Team (Phil Steele)
- East-West Shrine Bowl Invitee
- Reese's Senior Bowl Watch List
- SEC Offensive Lineman of the Week (10/24)

Princeton Fant • R-Sr. • TE

- Reese's Senior Bowl Watch List

Trevon Flowers • Sr. • DB

- Jim Thorpe Award Semifinalist
- Reese's Senior Bowl Watch List

Roman Harrison • Sr. • DL/LB

- SEC Defensive Lineman of the Week (11/28)

Hendon Hooker • R-Sr. • QB

- SEC Offensive Player of the Year (AP, Coaches, USA TODAY)
- All-America Second Team (CBSSports.com/247Sports)
- All-America Third Team (AP)
- All-America Honorable Mention (Phil Steele)
- All-SEC First Team (AP, Coaches, USA TODAY)
- All-SEC Second Team (Phil Steele)
- Maxwell Award Finalist
- Walter Camp Player of the Year Finalist
- Manning Award Finalist
- Johnny Unitas Golden Arm Award Finalist
- Davey O'Brien Award Semifinalist
- Jason Witten Man of the Year Semifinalist
- Reese's Senior Bowl Invitee
- East-West Shrine Bowl Invitee
- Midseason All-American First Team (ESPN, Associated Press, The Athletic)
- Midseason All-American Second Team (PFF)
- Walter Camp National Offensive Player of the Week (9/25)
- Maxwell Award Player of the Week (9/27)
- Davey O'Brien Award National Quarterback of the Week (10/18)
- SEC Offensive Player of the Week (9/12, 9/26, 11/14)
- Manning Award Star/QB of the Week (9/29, 10/20, 11/3, 11/14)
- Reese's Senior Bowl Player of the Week (9/26, 11/14)
- Davey O'Brien Great 8 List (9/12, 9/26, 10/17, 10/31, 11/14)
- East-West Shrine Bowl "Monday Morning Quarterback" Award (9/12, 10/17)

NOTEBOOK

WHERE HENDON HOOKER FINISHED IN 2022

Category	Total	FBS Rnk	SEC Rnk
Wins Over Current AP Top 11	2	t1	t1
Wins Over AP Top 25	5*	t1	1 (*- rankings were at time of meeting)
Passing Efficiency	175.51	2	1
Completion Percentage	69.6	6	1
Yards Per Pass Attempt	9.53	1	1
Pass Yards Per Completion	13.69	15	2
Passing Yards Per Game	285.0	14	2
Passing Yards	3,135	22	3
Total Offense Per Game	324.1	9	1
Points Responsible For	194	17	2
Touchdown Passes	27	t14	t2
30+ Yard Pass Plays	27	t4	1
40+ Yard Pass Plays	17	2	1
50+ Yard Pass Plays	7	t6	t1
60+ Yard Pass Plays	5	t2	t1

HENDO CINCO LEGACY

- Sixth-year senior quarterback **Hendon Hooker**, who assumed the starting role for Tennessee in a 2021 Week 3 game vs. Tennessee Tech, concluded his career as one of the greatest players in school history. Hooker sustained a torn ACL in his left knee with 11:28 remaining in the fourth quarter at South Carolina on Nov. 19.
- The former Virginia Tech QB was 15-7 as a starter at Tennessee and 23-14 for his collegiate career.
- **Hooker** accounted for multiple touchdowns in 21 of his last 24 games. He threw at least one touchdown pass in all but one game he started at UT (21 of 22; did not vs. Georgia, 2022).
- **Hooker** passed for a touchdown and rushed for a touchdown in the same game nine times during his Tennessee career and 15 times during his entire collegiate career. He did it four times this season, including in his last game when he passed for three and rushed for one vs. Mizzou.
- **Hooker** saw his school record consecutive attempts without an interception streak end at 261 against No. 3/1 Alabama on Oct. 15. His 23rd pass attempt of the game was intercepted in the third quarter. It was his first pick since the Georgia game on Nov. 13, 2021.
- **Hooker's** streak without an interception finished as the third-longest in SEC history.

SEC Consecutive Attempts Without An Interception

1. Andre Woodson, Kentucky - 325 (2006-07)
2. A.J. McCarron, Alabama - 291 (2011-12)

3. Hendon Hooker, Tennessee - 261 (2001-present)

- **Hooker** threw only two interceptions in 329 attempts this season. Among the 44 FBS QBs this season who attempted 329 pass attempts, the two picks were the fewest of any QB. He owned a 27:2 touchdown to interception ratio this year. Among QBs throwing 25 or more touchdowns, that was the fewest amount of picks.
- Since becoming Tennessee's starting QB, **Hooker** produced a stellar 53:4 touchdown to interception ratio.
- Including his time at Virginia Tech, **Hooker** accounted for 105 touchdowns and 11,053 yards of total offense during his entire collegiate career.
- **Hooker's** career passing efficiency mark, including his time at Virginia Tech and Tennessee, was 172.23, which ranks third in the FBS among active players.
- **Hooker** owned four career 100-yard rushing games, including two at Tennessee. In the Vols' win over No. 20 Florida, he rushed for 112 yards on 13 carries with one score. It was his highest rushing yard total at Tennessee.
- **Hooker** is one of one only six players with at least 3,100 passing yards and 400 rushing yards this season, joining North Carolina's Drake Maye, UTSA's Frank Harris, Houston's Clayton Tune, Oregon's Bo Nix and TCU's Max Duggan.
- In the Sept. 24 win over No. 20 Florida, **Hooker** completed 22-of-28 passes for 349 yards and recorded 13 rushing attempts for 112 yards, setting a new career-best with 461 total yards. He accounted for three total touchdowns (two passing, one rushing) in the victory. His performance marked the first 300-100 passing-rushing game by a Vol QB since Joshua Dobbs accomplished the feat vs. Georgia on Oct. 10, 2015. Hooker and Dobbs are the only two players in UT history to achieve that feat.
- **Hooker** became the first SEC QB with 300+ passing yards AND 100+ rushing yards in a conference game since Ole Miss' Jordan Ta'amu did it at Arkansas on Oct. 13, 2018 (387 passing, 141 rushing).
- **Hooker** is tied with TCU's Max Duggan for first in the nation in victories over AP Top 25 teams at the time of the meeting this season with five. After firing five touchdowns in the win over then No. 3/1 Alabama, Hooker accounted for four scores vs. No. 19/17 Kentucky. Hooker was the first Vol starting QB to hold wins over five or more AP Top 25 teams since Tee Martin captured six during the 1998 national championship season. Hooker was the first Vol QB with five or more in a regular season.
- **Hooker** saw his school record of consecutive games throwing a touchdown pass end at 20 in the loss to top-ranked Georgia on Nov. 5.

2022 HONORS (CONT.)

Jalin Hyatt • Jr. • WR

- Biletnikoff Award Winner
- Unanimous All-America First Team (Walter Camp, FWAA, AP, Sporting News, AFCA, NCAA, ESPN, The Athletic, CBSSports.com/247Sports.com, Phil Steele)
- All-SEC First Team (AP, Coaches, USA TODAY, Phil Steele)
- Maxwell Award Semifinalist
- Walter Camp Player of the Year Semifinalist
- Midseason All-American First Team (ESPN, Associated Press)
- Midseason All-American Second Team (The Athletic)
- Midseason All-American HM (PFF)
- Maxwell Award National Player of the Week (10/18)
- Walter Camp National Offensive Player of the Week (10/16)
- SEC Offensive Player of the Week (10/17)

Cooper Mays • Jr. • OL

- SEC Offensive Lineman of the Week (11/14)

Bru McCoy • R-Jr. • WR

- All-SEC Fourth Team (Phil Steele)

Chase McGrath • R-Sr. • PK

- All-SEC Second Team (Phil Steele)
- SEC Special Teams Player of the Week (10/10, 10/17)
- Lou Groza Award "Star of the Week" (10/11)

Matthew Salansky • R-Jr. • LS

- Burlsworth Trophy Nominee

Dylan Sampson • Fr. • RB

- SEC Freshman of the Week (11/28)

Jabari Small • Jr. • RB

- Doak Walker Award Watch List

Javontez Spraggins • Jr. • OL

- SEC Offensive Lineman of the Week (9/26)

Cedric Tillman • R-Sr. • WR

- Reese's Senior Bowl Invitee
- East-West Shrine Bowl Invitee
- Walter Camp Player of the Year Watch List
- Maxwell Award Watch List
- Biletnikoff Award Watch List
- Reese's Senior Bowl Watch List
- Reese's Senior Bowl Offensive Player of the Week (9/12)

Omari Thomas • Jr. • DL

- All-SEC Third Team (Phil Steele)

Jacob Warren • R-Sr. • TE

- SEC Community Service Team
- John Mackey Award Watch List
- Wuerffel Trophy Nominee
- CSC Academic All-District Team

Dee Williams • Jr. • PR

- All-America Honorable Mention (Phil Steele)
- All-SEC Second Team (Phil Steele)

Darnell Wright • Sr. • OL

- All-America Third Team (Phil Steele)
- All-SEC First Team (AP, Coaches, USA TODAY, Phil Steele)
- Rotary Lombardi Award Semifinalist
- Reese's Senior Bowl Invitee
- East-West Shrine Bowl Invitee
- SEC Offensive Lineman of the Week (10/17, 10/31)

Byron Young • Sr. • DL

- All-SEC First Team (Coaches)
- All-SEC Second Team (AP, Phil Steele)
- Reese's Senior Bowl Invitee
- East-West Shrine Bowl Invitee
- SEC Def. Lineman of the Week (9/12, 10/10)
- East-West Shrine Bowl Defensive Breakout Player of the Week (9/26)

NOTEBOOK

UT Consecutive Games with a Touchdown Pass

1. Hendon Hooker - 20 (2021-22)

2. Heath Shuler - 18 (1992-94)
3. Tony Robinson - 13 (1984-85)

- Hooker finished his career with 58 passing touchdowns in 24 games, which was fifth in school history.

UT Career Touchdown Passes

1. Peyton Manning - 89 (1994-97)

...

4. Tyler Bray - 69 (2010-12)

5. Hendon Hooker - 58 (2021-22)

6. Joshua Dobbs - 53 (2013-16)

- **Hooker** finished in eighth place in UT career passing yards with 6,080. He became the eighth player in school history to throw for over 6,000 yards in a career.

UT Career Passing Yards

1. Peyton Manning - 11,201 (1994-97)

...

7. Jarrett Guarantano - 6,174 (2017-20)

8. Hendon Hooker - 6,080 (2021-22)

- **Hooker** finished in sixth place in Tennessee career total offensive yardage with 7,126 yards in 24 games.

UT Career Total Offense

1. Peyton Manning - 11,020 (1994-97)

...

4. Erik Ainge - 8,473 (2004-07)

5. Tyler Bray - 7,237 (2010-12)

6. Hendon Hooker - 7,126 (2021-22)

- **Hooker** cracked the Tennessee career top 10 in completions with 435.

UT Career Pass Completions

1. Peyton Manning - 863 (1994-97)

...

8. Jeff Francis - 476 (1985-88)

9. Hendon Hooker - 435 (2021-22)

Hendon Hooker in the Tennessee Single-Season Record Books

Completion Percentage: 68.0 in 2021 (2nd); 69.6 in 2022 (1st)

Passer Efficiency Rating: 181.4 in 2021 (1st); 175.5 in 2022 (2nd)

Total Offense: 3,561 in 2021 (5th); 3,565 in 2022 (4th)

Completions: 229 in 2022 (8th)

Touchdown Passes: 31 in 2021 (3rd); 27 in 2022 (t5th)

Passing Yards: 2,945 in 2021 (10th); 3,135 in 2022 (5th)

Rushing Yards by a QB: 620 in 2021 (3rd); 430 in 2022 (7th)

EPIC STARTS

- Tennessee outscores opponents 324-123 in the first quarter under **Josh Heupel**, including 190-51 in 2021 and 134-72 this season. The Vols have scored at least one touchdown in the first quarter in 23 of 25 games under Heupel with this season's games against Florida and Georgia being the only exception.

- **Josh Heupel** teams are known for quick starts. In 61 games as a head coach, Heupel's squads have outscored opponents 771-337 in the first quarter (324-123 at UT, 447-214 at UCF). No active FBS head coach scores more points per first quarter in a career than Heupel since 2018 (12.64). Nick Saban is second at 11.59. *via SportSource*

- In the last two seasons combined under Heupel, the Vols are first in the nation in first-quarter scoring at 12.96 points per game. Ohio State is second at 11.44 during that span.

- In the last two seasons combined under Heupel, Tennessee is second in the FBS in first-quarter scoring differential (+8.04). Georgia is first (+8.21).

- Since the start of the 2018 season, **Josh Heupel** ranks second among all FBS coaches in first-quarter scoring differential (+7.11). Alabama's Nick Saban is first (+7.69).

- Heupel's teams have scored at least one touchdown in the first quarter in 55 of the 61 games he has coached.

FAST, FUN, REAL

- In the last two seasons combined under **Josh Heupel** (including 2022), Tennessee is averaging a nation-best 2.94 plays per minute. During that same span, the Vols are averaging a nation-best 1.74 offensive points per minute. Ohio State is second in that category at 1.50. This season alone, the Vols are first in the nation in offensive points per minute (1.87) and third in offensive plays per minute (2.89). Ole Miss and Oklahoma (2.90) are tied for first.

- Of Tennessee's 89 scoring drives this season, 49 have come in two minutes or less (55.1 percent).

- From 2018-20, Heupel's UCF teams averaged a nation-high 3.04 plays per minute.

- Since the start of the 2018 season, Heupel-coached teams lead the nation in offensive plays per minute (2.99) and offensive points per minute (1.65).

VOL TRENDS

	HEUP		
	2022	AT UT	STK
September	4-0	6-2	W4
October	4-0	6-2	W4
November	2-2	5-3	W1
December	0-0	0-1	L2
vs. above .500 (time of game)	6-2	8-8	L2
vs. below .500 (time of game)	2-0	4-0	W5
vs. at .500 (time of game)	2-0	4-0	W5
SEC at home	4-0	6-2	W5
SEC on road	2-2	4-4	W1
in Orange J/White P	4-0	7-0	W7
in Orange J/Orange P	2-0	4-1	W3
in White J/White P	2-1	3-3	W1
in White J/Orange P	0-1	1-2	L1
in Dark Mode	1-0	2-1	W1
in Smokey Grey	1-0	1-0	W1

UT vs. Non-Conference Opponents			
overall	4-0	8-2	W4
at home	3-0	6-1	W5
on the road	1-0	1-1	W1
neutral	0-0	0-1	L1

UT Record In Games ...			
decided by 7 pts or less	3-0	4-3	W3
decided by 3 pts or less	1-0	2-1	W1
Home during the day	4-0	7-1	W7
Home at night	3-0	5-2	W4
Road during the day	2-1	3-1	L1
Road at night	1-1	2-3	W1

UT Record When ...			
scoring first	9-1	16-4	W2
opponent scores first	1-1	1-4	L1
leading after the 1st quarter	8-0	15-4	W8
trailing after the 1st quarter	1-2	1-4	L2
tied after the 1st quarter	1-0	1-0	W1
leading at halftime	10-0	17-0	W18
trailing at halftime	0-2	0-8	L12
tied at halftime	0-0	0-0	L6
halftime lead/deficit 4 pts	0-0	1-1	L1
leading after the 3rd quarter	9-0	16-1	W9
trailing after the 3rd quarter	1-2	1-7	L2
tied after the 3rd quarter	0-0	0-0	L2
3rd qtr lead/deficit 4 pts	0-0	1-1	L1
tied after 4th quarter/OT	1-0	1-1	W1
turnover margin even	2-1	5-3	L1
turnover margin +1 or better	7-0	10-2	W7
turnover margin +2 or better	3-0	6-1	W3
turnover margin +3 or better	1-0	2-0	W6
turnover margin -1 or worse	1-1	2-3	L1
turnover margin -2 or worse	0-0	1-2	L2
turnover margin -3 or worse	0-0	0-1	L1
scoring less than 20 pts	0-1	0-3	L9
scoring 20 or more pts	10-1	17-4	W1
scoring 25 or more pts	10-1	17-4	W1
allowing 14 or fewer pts	5-0	8-0	W26
allowing 25 or fewer pts	7-0	13-0	W14
allowing 30 or more pts	2-1	3-7	L1

UT Record With ...			
less than 300 yds total offense	0-1	0-1	L5
300+ yds total offense	10-1	17-7	W1
400+ yds total offense	10-1	17-4	W1
500+ yds total offense	8-1	10-2	W1
600+ yds total offense	3-0	4-1	W3
less than 100 yds rushing	1-1	1-3	L1
100+ yds rushing	9-1	16-5	W1
150+ yds rushing	9-1	15-3	W1
200+ yds rushing	7-0	13-2	W7
250+ yds rushing	3-0	7-1	W3
less than 200 yds passing	1-1	3-1	W1
less than 300 yds passing	3-1	8-5	W1
300+ yds passing	7-1	9-3	L1
350+ yds passing	5-1	5-2	L1
400+ yds passing	3-0	3-0	W4

NOTEBOOK

RESPONDING IN THE MIDDLE QUARTERS

- A big emphasis of Tennessee's offseason was second-quarter improvement. The Vols were outscored 143-109 in the second stanza in 2021. However, this season, Tennessee is outscoring opponents 189-75 in the second quarter.
- The Vols are first in the nation in second-quarter scoring average (15.75 ppg). Oregon is second (15.00).
- Tennessee is second in the country in second-quarter scoring differential (+9.77), while Texas is second (+9.50).
- Tennessee has also been productive in the third quarter, outscoring opponents, 127-56.

AIMING FOR FIRST 11-WIN SEASON SINCE 2001

- Prior to its first defeat at Georgia on Nov. 5, the Vols won their first eight games of a season for the first time since their 1998 national championship year. It was the seventh time in the SEC era (since 1933) that the Vols started 8-0 without any ties. The others: 1998 (Fulmer), 1956 (Wyatt), 1951 (Neyland), 1940 (Neyland), 1939 (Neyland) and 1938 (Neyland).
- Josh Heupel** was the fourth coach in Tennessee history to win his first eight games of a season in the SEC era, joining Phillip Fulmer, Bowden Wyatt and General Robert Neyland.
- The Vols are seeking their first 11-win season since 2001. They have already secured their first 10-win regular season since 2003. UT has produced 15 10-win regular seasons in its history: 2022 (10), 2003 (10), 2001 (10), 1998 (11), 1997 (10), 1995 (10), 1993* (10), 1989 (10), 1970 (10), 1956 (10), 1951 (10), 1950 (10), 1940 (10), 1939 (10), 1938 (10).

* - 1993 17-17 tie vs. Alabama was later forfeited to Tennessee as a result of NCAA sanctions

SCHOOL RECORD FOR POINTS

- Tennessee has scored a nation-best 568 points, which has eclipsed last year's 511 for the single-season school record. Prior to last season, the school record for points was 484 in 1993.
- Following a 66-24 outburst - its most points ever in an SEC game - vs. Missouri on Nov. 12, that gave Tennessee its third 60-point game of the season. The Vols put up 63 on Akron and 65 vs. UT Martin. The three 60-point games are tied for the most ever by an SEC team in a single season, matching 2019 LSU and 1995 South Carolina.
- Tennessee's scoring offense of 47.3 points per game is currently the best in single-season school history.

Highest Scoring Offenses Points Per Game In School History

- 47.3 - 2022 (Heupel)**
- 42.8 - 1993
- 41.6 - 1914
- 38.2 - 2021 (Heupel)
- 37.9 - 1915

IN JOSH HEUPEL'S 61 GAMES AS A HEAD COACH ...

- His teams have scored 30 points 53 times (20 times at Tennessee) and own a 45-8 record when doing so. The only times his teams did not hit 30 points was at Cincinnati (2019), Tulsa (2020), BYU (2020), Florida (2021), Ole Miss (2021), Alabama (2021) and Georgia (2021 and 2022).
- His teams have scored 40 points 35 times (15 times at Tennessee)
- His teams have scored 50 points 19 times (nine times at Tennessee)
- His teams have scored 60 points six times (five times at Tennessee)
- His teams have put up 400 yards of total offense in a game 55 times (21 times at Tennessee).
- His teams have put up 500 yards of total offense in a game 33 times (12 times at Tennessee).
- His teams have put up 600 yards of total offense in a game 17 times (five times at Tennessee).
- His teams have put up 700 yards of total offense in a game twice (once at Tennessee).

Games Scoring 30+ Points Since 2018 By Head Coach

- Nick Saban - Alabama - 58
- Lincoln Riley - Oklahoma, USC - 54
- Josh Heupel - UCF, Tennessee - 53**

NOTING TIM BANKS' DEFENSE

- Tim Banks** is in his second season as the Vols' defensive coordinator and his unit features more depth.
- UT is second in the SEC in tackles for loss per game (7.17) and total tackles for loss (86.0).
- A total of 25 different Vols have at least 0.5 tackles for loss this season, including 18 with 2.0 or more. All-SEC edge rusher **Byron Young** leads the way with 10.0, which is tied for 11th in the SEC.
- The Vols are fifth in the SEC in total sacks (27.0) and sacks per game (2.25). **Young** leads the team with 5.0 sacks, which is tied for 11th in the conference.
- Tennessee has posted 225 total pressures this season according to PFF led by **Byron Young's** 36.
- In the Vols' 56-0 win in the regular-season finale at Vanderbilt, they posted their second shutout of the Heupel era and the program's first against an SEC opponent since 2003, racking up 13.0 TFLs and three sacks.
- The defense set the tone in the Vols' big 40-13 win at No. 25 LSU on Oct. 8. They registered five sacks, nine tackles for loss and 20 QB pressures according to PFF. UT also limited the Tigers to 0-of-3 on fourth down and only 55 yards rushing.
- Tennessee played arguably its most complete defensive game of the season in a 44-6 rout of No. 19 Kentucky on Oct. 29. The Vols limited 2023 NFL Draft first round projection Will Levis to just 98 yards through the air - his second-lowest output as a starter at Kentucky. UK came into the game averaging

ON THIS DAY...

DEC.
30

THE RECORD: 3-2
THE STREAK: L1
LAST TIME:
2021, lost vs. Purdue,
45-48, in overtime at
the Music City Bowl
in Nashville.

DID YOU KNOW:

The Orange Bowl has been played on Dec. 30 in four of the last five years.

VOLS IN THE NFL

NAME	TEAM	POS.	YR.
Micah Abernathy*	Packers	S	1
Derek Barnett^	Eagles	DE	6
Matthew Butler	Raiders	DT	1
Marquez Callaway	Saints	WR	3
Justin Coleman	Seahawks	DB	8
Morgan Cox	Titans	LS	13
Joshua Dobbs*	Titans	QB	7
Theo Jackson	Vikings	S	1
Ja'Wuan James^	Ravens	OL	9
Jauan Jennings	49ers	WR	2
Alexander Johnson*	Seahawks	LB	6
Jakob Johnson	Raiders	FB	4
Velus Jones Jr.	Bears	WR	1
Alvin Kamara	Saints	RB	6
John Kelly Jr.*	Browns	RB	4
Jonathan Kongbo*	Broncos	LB	1
Cade Mays	Panthers	OL	1
Kahlil McKenzie*	Ravens	OL	4
Emmanuel Moseley^	49ers	CB	5
Micahel Palardy	Patriots	P	7
Josh Palmer	Chargers	WR	2
Cordarrelle Patterson	Falcons	RB	10
Jalen Reeves-Maybin	Texans	LB	6
Trey Smith	Chiefs	OL	2
Cameron Sutton	Steelers	CB	6
Alontae Taylor	Saints	DB	1
Darrell Taylor	Seahawks	DE	2
Shy Tuttle	Saints	DL	4
Kendal Vickers	Bills	DE	4

^ - denotes on IR

* - denotes on practice squad

Years listed includes current 2022 season

Updated 12/15

NOTEBOOK

- over 260 yards passing and finished 162 below its average. The six points were the fewest allowed by a Tennessee defense in an SEC game since beating Mississippi State, 34-3, on Oct. 18, 2008. It was also the fewest allowed by the Vols vs. a ranked SEC team since losing 6-3 to No. 5 Alabama on Oct. 22, 2005.
- LB **Aaron Beasley** leads the team in total tackles with 64. He registered a career-best three tackles for loss in his last game at South Carolina.
 - S **Trevon Flowers** ranks second on the Vols with 57 total tackles, including 34 of the solo variety. Flowers was a semifinalist for the Thorpe Award. He was one of 12 players in the nation on the list and one of just four from the SEC. The Atlanta native was the seventh player in program history to be named a semifinalist for the Thorpe Award, joining an impressive list of former Vols that includes Eric Berry (finalist in 2008, winner in 2009), Jason Allen (semifinalist in 2004), Andre Lott (semifinalist in 2000), Dwayne Goodrich (semifinalist in 1999), Deon Grant (finalist in 1999) and Dale Carter (finalist in 1991).
 - **Flowers** also has one sack, two interceptions and two forced fumbles to his credit, including one at No. 1 Georgia.

EXPERIENCED OFFENSIVE LINE, JOE MOORE AWARD SEMIFINALISTS

- Offensive line coach **Glen Elarbee** brought back four of his five starters on the offensive line this season. The only starter departure was tackle Cade Mays, who was selected in the sixth round of the 2022 NFL Draft by the Carolina Panthers.
- Center **Cooper Mays** (22 starts), guards **Jerome Carvin** (42 starts) and **Javontez Spraggins** (25 starts) and tackle **Darnell Wright** (41 starts) all returned. Including left tackles **Jeremiah Crawford** (6 starts) and **Gerald Mincey** (6 starts) along with reserves **Dayne Davis** (3 starts) and **Ollie Lane** (5 starts), Tennessee's offensive line boasts a combined 150 career starts and is one of the most experienced in the country.
- **Wright** has started 33 consecutive games entering the Clemson game, while **Carvin** has notched 27 straight starts. The super senior Carvin did not allow a sack in 896 offensive snaps last season, and he has allowed only two sacks in his last three seasons combined. Wright has not allowed a sack this season, and Carvin has allowed only one.
- **Wright** was named a third-team All-American by Phil Steele and also garnered first-team All-SEC honors from the Associated Press, SEC Coaches, USA Today and Phil Steele. **Carvin** also earned postseason recognition from Phil Steele, earning third-team All-SEC honors.
- **Spraggins** earned SEC Offensive Lineman of the Week honors following the Vols' victory over No. 20 Florida on Sept. 24. As UT racked up 576 yards of total offense, Spraggins played all 70 snaps at right guard and did not allow a sack or a QB hit. He was the first Vol to be named SEC Offensive Lineman of the Week since Cade Mays was honored on Nov. 8, 2021, following Tennessee's road win at Kentucky.
- **Wright** became the second Vol this season to be named SEC Offensive Lineman of the Week, doing so following the victory over No. 3/1 Alabama on Oct. 15. He was the highest graded offensive lineman in the game on both sides, playing all 70 snaps without allowing a sack or a pressure. He neutralized Alabama star edge rusher Will Anderson. The Vols averaged a stellar 8.1 yards per play against the Tide.
- **Carvin** became a third Vol to earn SEC Offensive Lineman of the Week in the win over UT Martin on Oct. 22. He played 48 snaps and did not allow a sack or a pressure.
- **Mays** was the fourth Vol to receive SEC Offensive Lineman of the Week recognition following a dominant win over Missouri on Nov. 12.
- Tennessee is the only program in the conference with four different players that have been named SEC Offensive Lineman of the Week this season.
- Paving the way for the nation's No. 1 offense, Tennessee's offensive line is one of nine nationally and three in the SEC who have been selected as semifinalists for the Joe Moore Award. The award is presented to the most outstanding offensive line unit in college football at the end of the season.
- **Carvin** has played in 59 career games, which are the most ever by a Vol offensive or defensive player. He surpassed DB Theo Jackson (now with the Minnesota Vikings), who played 56 games.

HEUPEL NATIONAL COACH OF THE YEAR FINALIST

- Since the start of the 2018 season, **Josh Heupel** has won 45 of the 61 games he has coached. That ranks top nine among all FBS head coaches. The win over No. 25 LSU on Oct. 8 gave him 40 career victories (in 54 games), and he became the seventh-quickest active FBS coach to reach that mark behind Ryan Day (44 games), Chip Kelly (46), Lincoln Riley (48), Jimbo Fisher (50), Kirby Smart (51) and David Shaw (52).

Wins Since Start of 2018 Season

1. Nick Saban, Alabama - 61
2. Dabo Swinney, Clemson - 60
3. Kirby Smart, Georgia - 58
4. Lincoln Riley, Oklahoma and USC - 55
5. Luke Fickell, Cincinnati - 53
6. Brian Kelly, Notre Dame and LSU - 53
7. Billy Napier, Louisiana and Florida - 47
8. Jim Harbaugh, Michigan - 46
9. **Josh Heupel, UCF and Tennessee - 45**
10. Kyle Whittingham, Utah - 43
11. Mike Gundy, Oklahoma State - 42
12. Ryan Day - 42
13. Kirk Ferentz, Iowa - 42

- **Heupel** has won 17 of his first 25 games as head coach of the Vols. His 14 victories through the first 20 games of a UT career ranked tied for fifth in school history with Phillip Fulmer and M.B. Banks.

NOTEBOOK

Most Wins Through First 20 Games of a UT Career

1. General Neyland (1926-28) - 18
2. Bill Battle (1970-71) - 17
3. John Barnhill (1941-42) - 16
Bowden Wyatt (1955-56) - 16 (took over 4-6 team)
5. **Josh Heupel (2021-22) - 14 (took over 3-7 team)**
Philip Fulmer (1992-94) - 14
M.B. Banks (1921-23) - 14

- **Heupel** is one of six finalists for the Bear Bryant Coach of the Year Award.

SEASONED IN THE 30S

- Head Coach **Josh Heupel** is no stranger to the New Year's Six bowls, having played or coached in 10 major bowl games prior to this season, two of those being the Orange Bowl.
- **Heupel** quarterbacked the Oklahoma Sooners to a National Championship in the 2001 Orange Bowl, defeating Florida State 13-2.
- He returned just four years later to Miami Gardens, coaching for the Sooners in the 2005 Orange Bowl against Southern Cal.
- His third bowl trip to Miami came in 2009 for the BCS National Championship Game - while not officially the Orange Bowl, the contest was played at Dolphin Stadium.

SIX FIRST-TIME STARTERS

- The Vols have produced six first-time UT starters this season.
- They had two in the opener against Ball State on Sept. 1. Florida transfer redshirt sophomore **Gerald Mincey** made the start at left tackle, while redshirt junior wide receiver **Bru McCoy** got his first start as a Vol. McCoy started three games at Southern Cal in 2020.
- In Week 5 at No. 25 LSU, **Jeremiah Crawford** got the start at left tackle, and **Da'Jon Terry** started at defensive tackle. Both are in their second seasons with the program.
- On Oct. 15 vs. No. 3/1 Alabama, CB **De'Shawn Rucker** made his first start in place of an injured **Kamal Hadden**.
- Though it wasn't his first career start, DB **Doneiko Slaughter** made his first career cornerback start in the win over No. 19/17 Kentucky on Oct. 29. Slaughter, who owned two previous starts at safety, came up huge with a big hit that forced an interception while recording a pick of his own. The Vols were down three cornerbacks due to injury.
- In the regular-season finale on Nov. 26 at Vanderbilt, freshman WR **Squirrel White** made his first start, finishing the night with four catches for 18 yards.

37 MAKE TENNESSEE DEBUT

- Thirty-seven Tennessee players have made their debuts with the Vols this season, including 25 true freshmen.
- A total of 25 Tennessee players made their debuts in the season-opening win over Ball State on Sept. 1, including 17 true freshmen.
- The true freshmen include: OL **Mo Clipper Jr.**, DB **Christian Harrison**, LB **Elijah Herring**, QB **Tayven Jackson**, DL **Jayson Jenkins**, DL **Joshua Josephs**, OL **Addison Nichols**, DL **James Pearce Jr.**, LB **Kalib Perry**, DL **Jordan Phillips**, OL **Masai Reddick**, RB **Dylan Sampson**, DB **Jourdan Thomas**, WR **Kaleb Webb**, DL **Tyre West**, WR **Squirrel White**, RB **Justin Williams-Thomas**.
- The eight non-freshmen who made their UT debuts were: TE **Charlie Browder**, WR **Bru McCoy**, OL **Gerald Mincey**, QB **Navy Shuler**, DB **Andre Turrentine**, DB **Wesley Walker**, RB **Patrick Wilk**, DL/LB **Noah Young**.
- In Week 3 against Akron, true freshmen RB **Hunter Barnes**, LB **Ben Bolton** and DB **Cameron Miller** all made their debuts. Four non-freshmen made their debuts as well against the Zips, including LB **Jackson Hannah**, DL **Austin Lewis**, DB **Trel Riley** and LB **West Shuler**.
- In Week 7 vs. UT Martin, LS **Bennett Brady**, OL **Brian Grant**, OL **Gus Hill**, OL **Connor Meadows**, WR **Chas Nimrod** and P/PK **Josh Turbyville** all made their debuts.

20 FORCED TURNOVERS TOP THREE IN SEC

- Last season, Tennessee forced 16 turnovers under defensive coordinator **Tim Banks**, which ranked tied for fifth in the SEC. This season UT finished the regular season with 20, which is tied for third in the SEC.
- Tennessee saw a streak of 12 straight games with at least one takeaway come to an end vs. South Carolina on Nov. 19.
- The Vols are +9 in turnover margin on the year, which ranks first in the SEC and is also tied for 11th in the FBS.
- The Vols have won the turnover battle 12 times under **Josh Heupel** and tied

- it eight times. UT lost the turnover battle for the first time in eight games when it did so against Alabama on Oct. 15 (-1). The Vols have won the turnover battle seven times this season, tied it three times and lost it twice.
- The Vols have forced multiple turnovers in seven of their 12 games this season, including a season-high three vs. Ball State and three vs. Kentucky.
- In the entire Heupel era (25 games), the Vols are +12 in turnover margin.
- CB **Kamal Hadden** and S **Trevon Flowers** have two interceptions apiece this season, and that figure is tied for seventh in the SEC. Flowers has forced four turnovers this season, including a pair of forced fumbles. His two forced fumbles are tied with several players for ninth in the SEC.
- Tennessee's nine interceptions as a team rank tied for sixth in the SEC. Seven different players have at least one pick this year.
- The Vols erupted for three interceptions on Kentucky's Will Levis on Oct. 29. **Juwan Mitchell**, **Brandon Turnage** and **Doneiko Slaughter** each registered one. Tennessee's three picks vs. Kentucky was its most in an SEC game since having three vs. Mississippi State on Oct. 12, 2019. They were also its most against an AP Top 25 team since nabbing four against No. 12 Northwestern in the Outback Bowl on Jan. 1, 2016.

A look at Tennessee's takeaways this season:

Player	Turnover	Opponent (Quarter)
Tamarion McDonald	INT (5 yds)	Ball State (1Q, 1st play)
Kamal Hadden	INT (0 yds)	Ball State (2Q)
TEAM	FF (0 yds)	Ball State (2Q)
Trevon Flowers	INT in endzone (0 yds)	at Pitt (1Q)
Tyler Baron	FF (FR by Omari Thomas)	at Pitt (2Q)
Jeremy Banks	FF (FR by La'Trell Bumphus)	Akron (2Q)
Omari Thomas	FF (FR by Jeremy Banks)	Florida (4Q)
Kamal Hadden	INT (5 yds)	Florida (4Q, to end gm)
TEAM on Kickoff	FF (FR by Will Brooks)	at LSU (1Q, opening KO)
Trevon Flowers	INT in endzone (0 yds)	at LSU (4Q)
TEAM on PR	FF (FR by Christian Charles)	Alabama (2Q)
William Wright	INT (5 yds)	UT Martin (1Q)
Trevon Flowers	FF (FR by Aaron Beasley)	UT Martin (2Q)
Juwan Mitchell	INT (48 yds)	Kentucky (2Q)
Brandon Turnage	INT (7 yds)	Kentucky (3Q)
Doneiko Slaughter	INT (0 yds)	Kentucky (3Q)
La'Trell Bumphus	FF (FR by Tamarion McDonald)	at Georgia (1Q)
Trevon Flowers	FF (FR by Bryson Eason)	at Georgia (3Q)
TEAM	FF (FR by Doneiko Slaughter)	Missouri (4Q)
Dee Williams	FF (FR by Nick Humphrey)	Vanderbilt (3Q)

STRIKING ON FIRST PLAY, FIRST SERIES

- Three times under head coach **Josh Heupel**, Tennessee has scored on its first offensive play of a game, doing so vs. Ball State in the season opener. Following an interception by **Tamarion McDonald**, QB **Hendon Hooker** found WR **Jalin Hyatt** on a 23-yard touchdown pass on the first offensive play of the season.
- The Vols scored on the first offensive play twice last season, a 2-yard run by **Jabari Small** vs. Pitt on Sept. 11 and a 75-yard touchdown pass by **Hendon Hooker** to JaVonta Payton at Kentucky on Nov. 6.
- Tennessee has scored on their opening drive of the game in nine of 12 games this season, with eight of those ending in touchdowns. They have scored on their first possession in now eight straight games entering Friday's Orange Bowl vs. Clemson. Seven of those have resulted in touchdowns, including in its last three games.

REDZONE OFFENSIVE EFFICIENCY

- Tennessee has converted 59 of its 63 redzone trips offensively this season, including 50 for touchdowns. That scoring percentage of 93.7 ranks sixth in the nation and second in the SEC.
- The Vols' 79.4 touchdown percentage in the redzone leads the nation.
- In two seasons under **Josh Heupel**, the Vols have scored on 108-of-121 (89.3 percent) redzone trips with 82 touchdowns.
- Tennessee converted its first 36 redzone attempts of the season before coming up short on its first one with backups in the third quarter of the UT Martin game in Week 7 on Oct. 22. The Vols got into the redzone, had a penalty and then missed a field goal.

RECORDS FALL VS. MISSOURI AGAIN

- A year after putting up 683 total yards and 458 rushing yards - its most in a game since 1951 - Tennessee dominated Missouri again, this time on Senior Day in Neyland Stadium on Nov. 12.

NOTEBOOK

- The Vols shattered the school single-game record for total offensive yards with 724 (460 passing, 264 rushing) in a 66-24 victory against the Tigers. The 66 points were the most by UT in the **Josh Heupel** era and also the most by the Vols ever in an SEC game. The previous SEC points school record was 65 vs. Vanderbilt on Nov. 26, 1994. The previous total offensive yards record was 718 vs. Troy on Nov. 3, 2012.
- It also marked the third-most points UT has produced in a single game in the modern era (1933-present) behind a 70-3 win over UL-Monroe on Sept. 23, 2000, and a 68-0 triumph over Tennessee Tech on Oct. 27, 1951.
- In two games under **Josh Heupel**, a former Missouri offensive coordinator, the Vols have racked up 128 total points and 1,407 total offensive yards.

VOLS REACH NO. 1 RANKING, HIGHEST SINCE 1998

- Tennessee was ranked No. 1 in the initial College Football Playoff rankings that were released on Nov. 1. It was the first time that the Vols were ranked No. 1 in any poll since it finished the 1998 campaign as national champions in the Fiesta Bowl.
- Tennessee became just the seventh team in history to hold the No. 1 ranking in the College Football Playoff era, joining Alabama, Clemson, Georgia, LSU, Mississippi State and Ohio State. The Vols joined Mississippi State (2014) as the only two teams to start a season unranked to climb to No. 1 in the College Football Playoff rankings.
- Tennessee is ranked in the Associated Press Top 25 for the 14th straight week and the 13th consecutive week in the AFCA Coaches Poll. The Vols reached No. 2 in the AP poll on Oct. 30, which was its highest in that poll since Dec. 2, 2001, when it garnered the No. 2 position after beating then-No. 5 Florida on the road, 34-32, prior to the SEC Championship Game.
- The Vols are ranked in the top 10 for the 11th consecutive week, and it marks the 15th time that a **Josh Heupel** coached team is in the top 10. The last time that Tennessee was in the top 10 prior to this season was Oct. 2016. The 11 straight weeks of top 10 rankings represents the program's longest since 11 straight in the 2001-2002 seasons.
- Heupel's UCF teams were ranked a total of 27 weeks in his three seasons in Orlando. Their highest ranking in the Heupel era was No. 7 when it played in the 2018 AAC Championship Game and then the Fiesta Bowl.
- Tennessee holds six wins over top 25 teams in the Heupel era, including five this season. The Vols defeated No. 18/17 Kentucky, 45-42, last season in Lexington, topped No. 17/14 Pitt, 34-27, in overtime on Sept. 10, beat No. 25 LSU in Death Valley on Oct. 8 and toppled No. 3/1 Alabama on The Third Saturday in October, 2022.
- The Pitt victory was UT's first over a ranked non-conference opponent on the road since it beat No. 6 Miami, 10-6, on Nov. 8, 2003, in Orange Bowl Stadium.
- Tennessee and TCU are the only teams in America with five victories over AP Top 25 teams at the time of the meeting. The Vols, Georgia and Michigan are the only teams with two wins over current AP poll top 11 teams.
- The Alabama win gave the Vols victories over ranked teams in three consecutive games played for the first time since the 1991 season when it beat No. 21 UCLA, No. 23 Mississippi State and No. 13 Auburn in three straight weeks.

VOLS IN THE POLLS WEEK-BY-WEEK

Week	AP (1pV)	Coaches (1pV)	CFP
Preseason	RV	RV	-
Week 2 (9/6)	24	RV	-
Week 3 (9/11)	15	16	-
Week 4 (9/18)	11	12	-
Week 5 (9/25)	8	9	-
Week 6 (10/2)	8	8	-
Week 7 (10/9)	6	8	-
Week 8 (10/16)	3 (15)	4 (2)	-
Week 9 (10/23)	3 (13)	3 (2)	-
Week 10 (10/30)	t2 (18)	3(5)	1
Week 11 (11/6)	5	5	5
Week 12 (11/13)	5	5	5
Week 13 (11/20)	9	11	10
Week 14 (11/27)	7	8	7
Week 16 (12/4)	6	6	6

CLUTCH CHASE MCGRATH

- Senior placekicker **Chase McGrath**, the Southern Cal transfer who is in his second year at Tennessee, has been clutch for the Vols.
- **McGrath** booted two crucial field goals and converted all four of his PATs to help push No. 24 Tennessee past No. 17 Pitt, 34-27, in overtime in a non-conference road game. Following a turnover in the final seconds of the first half, McGrath drilled a 37-yard field goal as time expired to give the Vols a 24-17 lead. Then in the fourth quarter, McGrath extended Tennessee's lead to seven as he nailed a 51-yarder with 8:57 to play. It was his longest made field goal as a Vol and the longest by a UT player since Brent Cimaglia made a 53-yarder vs. UAB in 2019. It was the longest by a Vol in a road game since Cimaglia's 51-yarder at Florida in 2017.
- **McGrath** converted a UT-high 4-of-5 field goals at No. 25 LSU on Oct. 8 in helping the Vols to a road win. He tallied 16 points on the day, one point shy of the single-game school record by a kicker. He was named SEC Special Teams Player of the Week for his efforts.
- **McGrath** then earned SEC honors again in a heroic effort in the victory over No. 3/1 Alabama on Oct. 15. He connected on his only field goal attempt of the night on the biggest stage, making a 40-yarder as time expired to give No. 6/8 Tennessee its first victory over No. 3/1 Alabama since 2006 by a score of 52-49. The kick was Tennessee's first game-winner as time expired since Michael Palardy hit a 19-yard try to defeat No. 11 South Carolina on Oct. 19, 2013. It was McGrath's first game-winning field since a 43-yard make against Texas as a true freshman at Southern Cal on Sept. 16, 2017.

WORLD OF HYATT

- After an up-and-down sophomore season, WR **Jalin Hyatt** posted an historic 2022 campaign that saw him garner unanimous first-team All-America honors and become UT's first Biletnikoff Award winner in program history.
- **Hyatt** is the only Tennessee wide receiver to ever earn unanimous All-America honors and the 13th player in program history to do so (first since DB Eric Berry in 2008 & 2009).
- **Hyatt** finished the year tied for the national lead in receiving touchdowns (15), and he was tops in the nation in 30+ yard receiving plays (15), 40+ yard receiving plays (11), 50+ yard plays (7) and 60+ yard receiving plays (5). Hyatt was three touchdowns better than the next closest Power Five player - 12 by Ohio State's Marvin Harrison Jr., Boston College's Zay Flowers and Purdue's Charlie Jones.
- **Hyatt** was fourth in the nation and led the Power Five in receiving yards per game (105.6). He also ranked fourth in total receiving yards (1,267).
- In the win over Missouri on Nov. 12, **Hyatt** became the ninth Vol in school history to eclipse 1,000 yards receiving in a season. It was the 10th 1,000-yard receiving season by a player in UT history as Joey Kent (1995-96) did it twice. It represents the first time since 2011-12 that UT has produced back-to-back seasons of a 1,000-yard receiver. **Cedric Tillman** did it last year.
- **Hyatt** finished his collegiate career ranked second in program history in career receiving yards, just 31 yards shy of Robert Meachem's 2006 mark.

UT Single-Season Receiving Yards

1. Robert Meachem - 1,298 (2006)
2. **Jalin Hyatt - 1,267 (2022)**
3. Marcus Nash - 1,170 (1997)

- **Hyatt** led the SEC in five categories: receptions (67), receiving touchdowns (15), receiving yards (1,267), receiving yards per game (105.6) and receptions per game (5.6). He is second in the SEC in total offensive touchdowns among all players (15).
- **Hyatt** has produced more 40-yard receiving plays this season (11) than 11 SEC teams have produced as a team the entire season! He has more than Alabama (10), Florida (10), Arkansas (9), LSU (9), Auburn (7), Ole Miss (7), Missouri (7), Texas A&M (5), Vanderbilt (5), Georgia (5) and Mississippi State (3).
- **Hyatt** delivered the greatest WR performance in school history as No. 6/8 Tennessee downed No. 3/1 Alabama on Oct. 15. He caught six passes for 207 yards and a school-record and SEC-record-tying five touchdowns. Hyatt became the fifth player in SEC history to catch five or more touchdowns in a game and the first since Alabama's DeVonta Smith vs. Ole Miss in 2019.
- **Hyatt's** 207 receiving yards vs. Alabama ranked sixth in Vol single-game history and were the most by a UT player in an SEC contest since Denarius Moore had 228 vs. South Carolina on Oct. 30, 2010. He was the first FBS player to have 200-plus receiving yards and five or more touchdowns since

NOTEBOOK

Smith in that 2019 Ole Miss game. Hyatt also tied the single-game program record for points with 30, a mark that evened with Gene McEver who had 30 points vs. South Carolina in Dec. 7, 1929. Hyatt caught touchdown passes of 36-, 11-, 60-, 78- and 13-yards. He had two huge ones in the fourth quarter with the 78-yarder and then the game-tying 13-yard score with 3:26 remaining the game that culminated a 75-yard drive.

- **Hyatt** became the first player to register three or more touchdowns and 100 receiving yards or more against Alabama in the Nick Saban era. He was the first FBS player with five or more receiving touchdowns vs. an AP top-five team since NC State's Terry Holt did so vs. No. 3 Florida State on Nov. 8, 1997. Hyatt was named National Offensive Player of the Week and SEC Offensive Player of the Week for his efforts.

SEC Single-Game Touchdown Catches

1. Jalin Hyatt (Tennessee) - 5 vs. Alabama (2022)

DeVonta Smith (Alabama) - 5 vs. Ole Miss (2019)
Sidney Rice (South Carolina) - 5 vs. Florida Atlantic (2006)
Earl Bennett (Vanderbilt) - 5 vs. Kentucky (2005)
Carlos Carson (LSU) - 5 vs. Rice (1977)

- **Hyatt** has produced multiple receiving touchdowns in four of his last eight games. He became the first Vol in school history to achieve that feat in four straight games.
- In his last eight games combined, **Hyatt** had 12 receiving touchdowns.
- **Hyatt's** 15 receiving touchdowns surpassed the school single-season record, as he broke Marcus Nash's 1997 mark in Game 8.

UT Single-Season Touchdown Catches

1. Jalin Hyatt - 15 (2022)

2. Marcus Nash - 13 (1997)
3. Cedric Tillman - 12 (2021)
Cedrick Wilson - 12 (2000)

- **Hyatt's** 15 receiving TDs are also tied for sixth in SEC single-season history.

SEC Single-Season Touchdown Catches

1. DeVonta Smith (Alabama) - 23 (2021)
2. Ja'Marr Chase (LSU) - 20 (2019)
3. Reidel Anthony (Florida) - 18 (1996)
4. Chris Doering (Florida) - 17 (1995)
5. Amari Cooper (Alabama) - 16 (2014)
6. **Jalin Hyatt (Tennessee) - 15 (2022)**
Ike Hilliard (Florida) - 15 (1995)
Jack Jackson (Florida) - 15 (1994)
Jameson Williams (Alabama) - 15 (2021)

- **Hyatt's** five 100-yard receiving games this season leads the SEC and is tied for sixth in Vol single-season annals, two shy of tying the school record.

UT Single-Season 100-Yard Receiving Games

1. Marcus Nash - 7 (1997)
Joey Kent - 7 (1996)
3. Da'Rick Rogers - 6 (2011)
Robert Meachem - 6 (2006)
Joey Kent - 6 (1995)
6. **Jalin Hyatt - 5 (2022)**
Cedric Tillman - 5 (2021)
Tim McGee - 5 (1985)

- **Hyatt** entered the UT career top 10 in catches on Nov. 19 at South Carolina. He finished the year at 67, which is tied for seventh in program history.

UT Single-Season Receptions

1. Marcus Nash - 76 (1997)
...
6. Joey Kent - 68 (1996)
7. **Jalin Hyatt - 67 (2022)**
Da'Rick Rogers - 67 (2011)
9. **Cedric Tillman - 64 (2021)**
Kelley Washington - 64 (2001)

100-YARD RECEIVERS THE NORM

- The Vols have produced 10 100-yard receiving games this season, representing the most in the conference and tied for the seventh-most in the FBS. **Jalin Hyatt** leads the way with five, **Bru McCoy** has three, **Cedric Tillman** has one and **Squirrel White** has one.

FBS 100-Yard Receiving Performances (2022)

1. Ohio State (13)
2. Houston (12)
3. SMU (11)

Tulsa (11)
Washington (11)
Western Kentucky (11)
7. **Tennessee (10)**
Akron (10)
Temple (10)
UTSA (10)

- Tennessee saw a streak of seven consecutive games with a 100-yard receiver come to an end at No. 1 Georgia on Nov. 5.
- **Cedric Tillman** started the streak with 162 at Pitt followed by **Jalin Hyatt** a week later with 166 vs. Akron. USC transfer **Bru McCoy** got into the mix with 102 yards receiving in the win over No. 20 Florida on Sept. 24 and followed that up with 140 at No. 25 LSU. McCoy's highlight vs. Florida came on a 70-yard pass play that set up a **Hendon Hooker** rushing touchdown in the second quarter vs. the Gators. Hyatt had his epic 207-yard performance in the win over No. 3/1 Alabama on Oct. 15, and both he (174) and true freshman **Squirrel White** (122) went over 100 vs. UT Martin. Hyatt did it again with 138 vs. Kentucky on Oct. 29.
- The Vols have produced 18 100-yard receiving games in the **Josh Heupel** era (since 2021), which leads the SEC and is tied for seventh-most in the FBS.

FBS 100-Yard Receiving Performances (2021-22)

1. Ohio State (30)
2. Western Kentucky (28)
3. Houston (21)
4. Purdue (20)
Tulsa (20)
6. Wake Forest (19)
7. Tennessee (18)
Kent State (18)
Utah State (18)
UTSA (18)

- Twice this season, the Vols have produced multiple 100-yard receivers in a game. **Jalin Hyatt** and **Squirrel White** did it against UT Martin, while Hyatt and **Bru McCoy** (146) achieved the feat in the Vols' last game against Missouri (111).

PANDEMONIUM REIGNS ON THE THIRD SATURDAY IN OCTOBER

- Oct. 15, 2022, will forever live in Tennessee football lore as this year's Third Saturday in October saw the No. 6/8 Vols take down the No. 3/1 Alabama Crimson Tide, 52-49, on **Chase McGrath's** 40-yard field goal as time expired.
- The victory snapped a 15-game losing streak to the Tide and was the Vols' first win in the series since Oct. 21, 2006.
- Fans stormed the field and tore down the goalposts for the first time since defeating No. 2 Florida, 20-17, in overtime on Sept. 19, 1998.
- The Vols put up 567 yards of total offense and tallied 52 points, the most allowed by Alabama in a game in the SEC era (since 1933) and the most allowed in any game since surrendering 54 to Sewanee on Oct. 21, 1907.
- The victory was the third in school history over a No. 1 ranked team (Coaches or AP). The others: Sept. 28, 1985 def. Auburn in Knoxville and Nov. 7, 1959 def. LSU in Knoxville.
- The Vols averaged 8.10 yards per play, the most allowed by the Tide in a game since Texas A&M put up 8.85 on Sept. 14, 2013.
- WR **Jalin Hyatt** tied the SEC record and set a school record with five receiving touchdowns, while QB **Hendon Hooker** threw for 385 yards and five touchdowns. Hooker got the Vols into field goal range on just two plays in 14 seconds before McGrath's game winner. Hooker became the first QB to throw five touchdowns on Alabama since Texas A&M's Johnny Manziel did so on Sept. 14, 2013.
- The win was Tennessee's first over a Nick Saban-coached team since 2001 when they beat LSU in Knoxville in Saban's second year.
- It also snapped a 38-game losing streak to AP Poll top 10 teams for Tennessee and was the first since beating No. 10 Georgia on Oct. 7, 2006.
- The 52 points scored by the Vols were the most allowed by a Nick Saban-coached team since Nebraska put up 55 points against Michigan State on Sept. 7, 1996.

SOLD-OUT NEYLAND STADIUM THE NORM

- Tennessee sold out of its final six home games in Neyland Stadium. It was the first time the Vols have produced six or more sellouts since 2007: Southern Miss (9/8), Arkansas State (9/22), Georgia (10/6), South Carolina



NOTEBOOK

(10/27), Arkansas (11/10) and Vanderbilt (11/17). Official capacity was listed as 102,038 in 2007.

- It was the first time since 2006 with six consecutive sellouts in Neyland Stadium. UT sold out every game that season.
- UT sold over 17,000 new season tickets for the 2022 campaign, more than doubling its previous high since new season ticket sales have been tracked.
- The Vols have produced sold-out crowds of 101,915 this season vs. Akron, Florida, Alabama, UT Martin, Kentucky and Missouri.

PERFECTION IN NEYLAND STADIUM

- The Vols have won nine straight games in Neyland Stadium dating back to Nov. 20 last season. That is Tennessee's longest home winning streak since winning nine in a row from 2006-08.
- They went 7-0 in Neyland Stadium this season, giving the Vols their first undefeated home slate since 2007 and just the second in the last 20 years.
- Tennessee has produced 37 undefeated home seasons at Shields-Watkins Field (since 1921): 2022 (7-0), 2007 (7-0), 1999 (7-0), 1998 (6-0), 1997 (6-0), 1995 (7-0), 1993 (7-0), 1991 (6-0), 1989 (7-0), 1987 (6-0-1), 1985 (5-0-2), 1981 (6-0), 1970 (6-0), 1969 (5-0), 1968 (5-0-1), 1967 (5-0), 1965 (5-0-1), 1956 (6-0), 1952 (5-0-1), 1951 (6-0), 1950 (8-0), 1945 (6-0), 1944 (4-0-1), 1940 (7-0), 1939 (6-0), 1938 (7-0), 1934 (6-0), 1932 (6-0), 1931 (7-0), 1930 (7-0), 1929 (7-0), 1928 (7-0-1), 1927 (6-0-1), 1926 (6-0), 1925 (4-0-1), 1921 (3-0).
- **Josh Heupel** is became the eighth Tennessee coach to lead the Vols to an undefeated home slate at Shields-Watkins Field in his first or second year. The following coaches also did it in their first and/or second year: M.B. Banks (1921), General Robert Neyland (1926 and 1927), John Barnhill (1942), Bowden Wyatt (1956), Doug Dickey (1965), Bill Battle (1970) and Phillip Fulmer (1993).

PEYTON MANNING TABBED TO 2022 SEC LEGENDS CLASS

Twenty-five years after leading Tennessee to the 1997 SEC championship, VFL and Pro Football Hall of Famer Peyton Manning will represent the Volunteers on the 2022 SEC Football Legends class. The class will be honored at the 2022 SEC Football "Weekend of Champions" Dec. 2-3 in Atlanta. Manning will join his brother, Eli, as 2022 honorees with Eli representing his alma mater of Ole Miss. Peyton guided Tennessee to four consecutive bowl games, three straight top 10 national rankings and the 1997 SEC championship as he captured MVP honors. The Vols topped Auburn, 30-29, in that contest as he threw for 373 yards and four touchdowns, including a game-winning, 73-yarder to Marcus Nash in the fourth quarter.

PERFECT SEPTEMBER, PERFECT OCTOBER

- The Vols secured their first perfect September since 2016, going 4-0 with wins vs. Ball State, Pitt, Akron and Florida.
- Tennessee also solidified its first perfect October since 2006. Three of the Vols' four victories during the month of October were vs. ranked teams. In 2006, the Vols beat Georgia, Alabama and South Carolina in October.

A SWEEP OF THE SEC WEST

- With wins over LSU and Alabama, Tennessee completed its first sweep of the SEC West in the regular season since 2001. The Vols defeated Arkansas, LSU and Alabama in the 2001 regular season.
- Currently, LSU and Alabama are atop the SEC West standings and both are ranked in the top 11 of the AP Poll. Tennessee put up a combined 92 points on those two teams.

UNDEFEATED VS. NON-CONFERENCE

- Tennessee completed an undefeated 4-0 record against non-conference in the regular season for the first time since 2017. This season, the Vols beat Ball State, No. 17/14 Pitt, Akron and UT Martin. In 2017, Tennessee defeated Georgia Tech, Indiana State, UMass and Southern Miss.

FANT-ASTIC

- Sixth-year senior tight end **Princeton Fant** has played for three different coaches during his Tennessee career, and he is making the most of one last year of college. **Fant**, who began his career at running back before transitioning to tight end following the 2018 season, is one of the most versatile players in the SEC, much more than the Vols' starting tight end.
- **Fant** has scored eight touchdowns this season - five rushing and three receiving - while passing for one as well. He is the first Tennessee player to rush for a touchdown, pass for a touchdown and catch a touchdown in the

same season since QB Joshua Dobbs did it in 2016. He is just the sixth FBS tight end to achieve the feat in the last 15 seasons according to ESPN Stats and Info.

- He had a 2-yard touchdown run in the second quarter of the historic victory over No. 3/1 Alabama, and he caught three passes for 24 yards and converted a two-point conversion to tie the game in the fourth quarter following **Jalin Hyatt's** 78-yard touchdown.
- A week later vs. UT Martin on Oct. 22, **Fant** rushed for two touchdowns in the first half on a 1-yarder and an 11-yarder. Following his 11-yard run, he then fired a beautiful throwback pass on a 66-yard touchdown to **Jalin Hyatt**. Fant added one catch for 17 yards in the victory.
- **Fant** has rushed for at least one score in four games. He had a 2-yard TD run vs. Kentucky and fought his way to pay dirt from one yard out at Vanderbilt.
- Playing in his final home game in Neyland Stadium vs. Missouri, **Fant** recorded the first multi-receiving touchdown game of his career as he caught a 19-yard pass in the second quarter and a 2-yard pass in the third quarter.
- Fant caught a touchdown pass in back-to-back games for the first time in his career when he scored on a 41-yard touchdown in the third quarter at South Carolina on Nov. 19.

YAC HEROES

- Tennessee has excelled in yards after the catch this season. According to official NCAA box scores, the Vols have tallied 1,350 yards after catches this season. Here is a breakdown by player:

Jalin Hyatt - 452
 Bru McCoy - 226
 Ramel Keyton - 157
 Squirrel White - 110
 Jabari Small - 110
 Cedric Tillman - 98
 Jacob Warren - 76
 Princeton Fant - 71
 Jimmy Holiday - 34
 Dylan Sampson - 31
 Walker Merrill - 22
 Jack Jancek - 9
 Jaylen Wright - 9
 Hunter Salmon - 8
 Grant Frerking - 6
 Jimmy Calloway - 3
TOTAL - 1,422

#EVERYTHINGSCHOOL

- **Josh Heupel** is one of six active Tennessee head coaches who have guided their Vol program to a No. 1 national ranking. UT was first in the initial College Football Playoff Rankings earlier this season.
- Five of those coaches, including Heupel, led their team to a No. 1 ranking within the last five years.

Coach	Poll Years
Josh Heupel, Football	CFP 2022
Tony Vitello, Baseball	Six Polls 2022
Chris Woodruff, Men's Tennis	ITA 2022
Rick Barnes, Men's Basketball	AP, Coaches 2019
Brennan Webb, Men's Golf	Golfweek 2018
Karen Weekly, Softball	NFCA 2014, 2007

QUICK FACTS

Location (Founded): Knoxville, Tenn. (1794)
Conference: Southeastern (Eastern Div.)
Enrollment: 33,805
Colors: Orange & White
Nickname: Volunteers
Mascot: Smokey X
Band: Pride of the Southland
Chancellor: Donde Plowman
Director of Athletics: Danny White
Facility (Opened): Neyland Stadium (1921)
Capacity: 101,915 (Sixth-largest in CFB)
Record at Neyland: 485-141-17 (.768)
First Year of Football: 1891 (126th season)
All-Time Overall Record: 866-410-53 (.672)
All-Time SEC Record: 354-229-19 (.604)
SEC Championships: 13
 (1998, 1997, 1990, 1989, 1985, 1969, 1967, 1956, 1951, 1946, 1940, 1939, 1938)
SEC Eastern Division Championships: 5
 (2007, 2004, 2001, 1998, 1997)
SEC Championship Games: 5
National Championships: 6
 (1998, 1967, 1951, 1950, 1940, 1938)
BCS Titles: 1 (1998)

ALL-TIME WINS (FBS)

Rank	Team	Wins
1.	Michigan	989
2.	Ohio State*	953
3.	Alabama*	952
4.	Notre Dame	937
5.	Texas	936
6.	Oklahoma	934
7.	Penn State	919
8.	Nebraska	912
9.	USC*	867
10.	Tennessee	866
	Georgia	866
12.	LSU	832

* Teams who have vacated wins

ACADEMIC SUCCESS

15 players who were members of the Dean's List in 2021 (had over a 3.50 GPA)

1 Paxton Brooks was a 2021 CoSIDA Academic All-America First Team selection, the first at UT since 1982

34 2022 Fall SEC Academic Honor Roll accolades (announced in Feb. 2022)

22 players on the current roster who have already earned their undergraduate degrees

82 multi-year NCAA Graduation Success Rate (Nov. 2022), which joins 10 other SEC institutions with numbers over 80.

300-YARD PASSERS, 100-YARD RUSHERS, 100-YARD RECEIVERS

300-YARD PASSING PERFORMANCES

Hendon Hooker (7* career, 4 in 2022)

Yds	Opponent	Date	Score
385	Alabama	10/15/22	W, 52-49
378	vs. Purdue	12/30/21	L, 45-48 (OT)
355	Missouri	11/12/22	W, 66-24
349	Florida	9/24/22	W, 38-33
325	at Pitt	9/10/22	W, 34-27 (OT)
316	at Kentucky	11/6/21	W, 45-42

* - had 1 300-yd game at Virginia Tech in 2019

100-YARD RECEIVING PERFORMANCES

Cedric Tillman (6 career, 1 in 2022)

Yds	Opponent	Date	Score
200	Georgia	11/13/21	L, 17-41
162	at Pitt	9/10/22	W, 34-27 (OT)
152	at Alabama	10/23/21	L, 24-52
150	vs. Purdue	12/30/21	L, 45-48 (OT)
106	Vanderbilt	11/27/21	W, 45-21
100	South Alabama	11/20/21	W, 60-14

Jalin Hyatt (5 career, 5 in 2022)

Yds	Opponent	Date	Score
207	Alabama	10/15/22	W, 52-49
174	UT Martin	10/22/22	W, 65-24
166	Akron	9/17/22	W, 63-6
146	Missouri	11/12/22	W, 66-24
138	Kentucky	10/29/22	W, 44-6

Bru McCoy (3 career, 3 in 2022)

Yds	Opponent	Date	Score
140	at LSU	10/8/22	W, 40-13
111	Missouri	11/12/22	W, 66-24
102	Florida	9/24/22	W, 38-33

Squirrel White (1 career, 1 in 2022)

Yds	Opponent	Date	Score
122	UT Martin	10/22/22	W, 65-24

100-YARD RUSHING PERFORMANCES

Hendon Hooker (4* career, 1 in 2022)

Yds	Opponent	Date	Score
112	Florida	9/24/22	W, 38-33
108	Ole Miss	10/16/21	L, 26-31

* - had 2 100-yd games at Virginia Tech in 2020

Dylan Sampson (1 career, 1 in 2022)

Yds	Opponent	Date	Score
131	at Vanderbilt	11/26/22	W, 56-0

Jabari Small (4 career, 1 in 2022)

Yds	Opponent	Date	Score
180	vs. Purdue	12/30/21	L, 45-48 (OT)
127	at LSU	10/8/22	W, 40-13
117	Bowling Green	9/2/21	W, 38-6
103	Vanderbilt	11/27/21	W, 45-21

Jaylen Wright (2 career, 1 in 2022)

Yds	Opponent	Date	Score
112	Vanderbilt	11/27/21	W, 45-21
160	at Vanderbilt	11/26/22	W, 56-0

GRADUATES

• A total of 22 Volunteers on the 2022 team are college graduates and will wear the grad patch in the Orange Bowl. That includes 12 December 2022 graduates and six Vols entering the contest with Master's degrees in hand.

Name	Degree	School Earned
Michael Bittner	Finance	Tennessee (Dec. 2022)
Paxton Brooks	Kinesiology	Tennessee (May 2021)
	Kinesiology (Master's)	Tennessee (Dec. 2022)
LaTrell Bumphus	Communication Studies	Tennessee (Dec. 2021)
	Agricultural Leadership (Master's)	Tennessee (Dec. 2022)
Warren Burrell	Communication Studies	Tennessee (Dec. 2022)
Jerome Carvin	Communication Studies	Tennessee (Dec. 2022)
Romello Edwards	Recreation & Sport Management	Tennessee (Dec. 2022)
Princeton Fant	Sociology	Tennessee (Dec. 2021)
Trevon Flowers	Communication Studies	Tennessee (Dec. 2022)
Grant Frerking	Supply Chain Management	Tennessee (May 2021)
Hendon Hooker	Public Relations	Virginia Tech (Dec. 2020)
Nick Humphrey	Supply Chain Management	Tennessee (Dec. 2021)
Cheyenne Labruzzo	Supply Chain Management	Tennessee (May 2021)
	Recreation & Sport Management (Master's)	Tennessee (Dec. 2022)
Ollie Lane	Kinesiology	Tennessee (May 2021)
	Management & Human Resources (Master's)	Tennessee (Dec. 2022)
Austin Lewis	Interdisciplinary Studies	ETSU (May 2022)
Jaylen McCollough	Communication Studies	Tennessee (Dec. 2022)
Chase McGrath	Communications	Southern Cal (Dec. 2020)
Joe Milton III	American Culture	Michigan (Dec. 2021)
Solon Page III	Recreation and Sport Management	Tennessee (Dec. 2021)
Maurese Smith	Food Science	Alabama A&M (May 2021)
	Agricultural Leadership (Master's)	Tennessee (Dec. 2022)
Cedric Tillman	Communication Studies	Tennessee (Dec. 2021)
Jacob Warren	Kinesiology	Tennessee (May 2021)
	Agricultural Leadership (Master's)	Tennessee (Dec. 2022)
Toby Wilson	Finance	Tennessee (May 2021)

HEAD COACH JOSH HEUPEL

Second Season • @CoachJoshHeupel



- **45-15 Overall Record In Five Seasons**
- **17-7 Record at Tennessee, 28-8 Record at UCF**
- **Coached in three national title games and 18 bowl games**
- **Won eight conference championships**
- **Coached multiple Heisman Trophy winners**
- **FBS Top 10 total, scoring offenses all five seasons as HC**
- **Only two-time winner of the Steve Spurrier Award**
- **2018 National Coach of the Year Finalist**
- **Ranks Top 10 among HC in NFL Draft picks developed in the last two drafts combined (10 total)**
- **2000 National Champion QB and Heisman finalist**

Former Oklahoma national champion quarterback and UCF head coach Josh Heupel took the reins of Tennessee football in 2021 and led the proud program to an immediate resurgence. A 2018 National Coach of the Year finalist and two-time recipient of the Steve Spurrier First-Year Coach Award, Heupel was officially announced as the Volunteers' 27th head football coach on Jan. 27, 2021, by Vice Chancellor/Director of Athletics Danny White, who he worked alongside at UCF.

Taking over a program coming off a 3-7 season and the departure of several players prior to his arrival, Heupel instilled a strong culture built on trust, accountability and relationships. Picked to finish fifth in the SEC East, Heupel guided Tennessee to a 7-6 first-year campaign, including a 4-4 mark in conference play to take third place in the division. The Vols beat six teams by at least 24 points, and Heupel became just the fifth UT head coach in the last 80 years to win seven or more games in his debut season. Of the eight first-year Power Five head coaches in 2021, no coach won more regular season games than Heupel. Tennessee secured the program's 54th all-time bowl berth with a Music City Bowl appearance, and Heupel became the fifth Vol coach in the last 70 years to lead the Vols to a bowl in his debut season.

The Vols shattered eight team single-season records in 2021, including points (511), total offensive yards (6,174), touchdowns (67), point after touchdowns made (67), total first downs (316), rushing first downs (164), fewest interceptions thrown (3) and passing efficiency (167.10).

NFL scouts and executives took notice of Tennessee's development under Heupel. A total of five Vols were called in the 2022 NFL Draft, representing the program's most since 2017 and more than UT produced in its last three drafts combined. Heupel's crop of five draftees ranked top five in the SEC and top 11 in the country. The five picks were the most of any FBS first-year head coach.

HEUPEL YEAR-BY-YEAR HEAD COACHING RECORD

Year	Team	Overall	Conf.	Notable
2018	UCF	12-1	9-0 [^]	AAC Champs, Fiesta Bowl, #11 AP, #12 Coaches
2019	UCF	10-3	6-2	Gasparilla Bowl, #24 AP, #24 Coaches
2020	UCF	6-4	5-3	Boca Raton Bowl (COVID-19 shortened season)
2021	Tennessee	7-6	4-4	Music City Bowl, winningest 1st-year coach in P5
2022	Tennessee	10-2	6-2	No. 1 national ranking
Overall	5 seasons	45-16 (.738)	30-11	4 Bowl Games, 1 AAC Championship
UCF	3 seasons	28-8	20-5	
Tennessee	2 seasons	17-8 (.680)	10-6	

* - denotes COVID-19 shortened season

[^] - denotes includes The American Championship Game

PROLIFIC OFFENSES UNDER HEUPEL

TOTAL OFFENSE				SCORING OFFENSE			
Year	YPG	FBS	Conf.	Year	PPG	FBS	Conf.
2022 (Tennessee)	538.3	1	1	2022 (Tennessee)	47.3	1	1
2021 (Tennessee)	474.9	9	3	2021 (Tennessee)	39.3	7	2
2020 (UCF)	568.1	2	1	2020 (UCF)	42.2	8	1
2019 (UCF)	540.5	2	1	2019 (UCF)	43.4	5	1
2018 (UCF)	522.7	5	2	2018 (UCF)	43.2	6	2
2017 (Mizzou)	502.2	8	1	2017 (Mizzou)	37.5	14	1
2016 (Mizzou)	500.5	13	1	2016 (Mizzou)	31.4	48	5

RUSHING				PASSING			
Year	YPG	FBS	Conf.	Year	YPG	FBS	Conf.
2022 (Tennessee)	206.0	18	4	2022 (Tennessee)	332.3	3	1
2021 (Tennessee)	217.8	11	2	2021 (Tennessee)	257.1	40	4
2020 (UCF)	210.7	25	3	2020 (UCF)	357.4	4	1
2019 (UCF)	223.8	19	3	2019 (UCF)	316.7	8	1
2018 (UCF)	265.2	8	3	2018 (UCF)	257.5	37	4
2017 (Mizzou)	193.5	36	6	2017 (Mizzou)	308.6	14	2
2016 (Mizzou)	205.1	38	8	2016 (Mizzou)	295.4	20	2

THE HEUPEL FILE

PERSONAL INFORMATION

Full Name: Joshua Kenneth Heupel

Born: March 22, 1978 (age 44)

Hometown: Aberdeen, South Dakota

Education: Oklahoma, 2001 (bachelor's in business marketing)

Wife: Dawn

Children: Hannah, Jace

PLAYING HISTORY

1997: Weber State, quarterback

1998: Snow College, quarterback

1999-2000: Oklahoma, quarterback

COACHING HISTORY

2003-04: Oklahoma, Graduate Assistant

2005: Arizona, Tight Ends

2006-10: Oklahoma, Quarterbacks

2011-14: Oklahoma, Co-Offensive Coordinator/Quarterbacks

2015: Utah State, Assistant Head Coach/

Offensive Coordinator/Quarterbacks

2016-17: Missouri, Offensive Coordinator/QBs

2018-20: UCF, Head Coach

2021-present: Tennessee, Head Coach

NATIONAL CHAMPIONSHIPS (1)

2000 - Oklahoma (player)

CONFERENCE CHAMPIONSHIPS (8)

2018 AAC - UCF (head coach)

2012 Big 12 - Oklahoma (co-offensive coordinator/QBs)

2010 Big 12 - Oklahoma (quarterbacks)

2008 Big 12 - Oklahoma (quarterbacks)

2007 Big 12 - Oklahoma (quarterbacks)

2006 Big 12 - Oklahoma (quarterbacks)

2004 Big 12 - Oklahoma (graduate assistant)

2000 Big 12 - Oklahoma (player)

BOWL GAME APPEARANCES AS A COACH (18)

2022 Orange Bowl - Tennessee

2021 Music City Bowl - Tennessee

2020 Boca Raton Bowl - UCF

2019 Gasparilla Bowl - UCF

2019 Fiesta Bowl - UCF

2017 Texas Bowl - Missouri

2015 Famous Idaho Potato Bowl - Utah State

2014 Russell Athletic Bowl - Oklahoma

2014 Sugar Bowl - Oklahoma

2013 Cotton Bowl - Oklahoma

2011 Insight Bowl - Oklahoma

2011 Fiesta Bowl - Oklahoma

2009 Sun Bowl - Oklahoma

2009 BCS National Championship Game - Oklahoma

2008 Fiesta Bowl - Oklahoma

2007 Fiesta Bowl - Oklahoma

2005 BCS National Championship Game Orange Bowl - Oklahoma

2004 BCS National Championship Game Sugar Bowl - Oklahoma

BOWL GAME APPEARANCES AS A PLAYER (2)

2001 BCS National Championship Game Orange Bowl - Oklahoma

1999 Independence Bowl - Oklahoma

HEUPEL ERA HIGHS

TEAM - OFFENSIVE

Rushing Yards - 458 at Missouri, 10/2/21
Rushing Yards per Att. - 11.7 at Vanderbilt, 11/26/22
Rushing Touchdowns - 6 at Vanderbilt, 11/26/22
Passing Yards - 495 vs. UT Martin, 10/22/22
Passing Yards per Att. - 17.5 vs. Akron, 9/17/22
Passing Touchdowns - 5 (3x), last vs. UT Martin, 10/22/22
First Downs - 35 at Missouri, 10/2/21
Total Plays - 105 vs. Purdue, 12/30/21
Total Offense - 724 vs. Missouri, 11/12/22
Yards Per Play - 9.8 at Kentucky, 11/6/21
Points Scored - 66 vs. Missouri, 11/12/22

TEAM - DEFENSIVE

Fewest Rushing Yards Allowed - 32 vs. Bowling Green, 9/2/21
Fewest Passing Yards Allowed - 98 vs. Kentucky, 10/29/22
Fewest Total Yards Allowed - 179 vs. Tennessee Tech, 9/18/21
Fewest First Downs Allowed - 10 vs. Tennessee Tech, 9/18/21
Sacks - 5 (2x), last at LSU, 10/8/22
Interceptions - 4 vs. Tennessee Tech, 9/18/21
Forced Fumbles - 2 (3x), last at Georgia, 11/5/22
Fumbles Recovered - 2 at Georgia, 11/5/22
Tackles For Loss - 13 (2x), last at Vanderbilt, 11/26/22
Pass Breakups - 8 at Kentucky, 11/6/21
QB Hurries - 16 at Pitt, 9/10/22

INDIVIDUAL - OFFENSIVE

Rushing Yards - 180, Jabari Small vs. Purdue, 12/30/21
Rushing Touchdowns - 3, Tiyon Evans at Missouri, 10/2/21
Longest Rush - 92, Tiyon Evans at Missouri, 10/2/21
Pass Completions - 27, Hendon Hooker at Pitt, 9/10/22
Passing Yards - 385, Hendon Hooker vs. Alabama, 10/15/21
Passing Touchdowns - 5 (2x), last Hendon Hooker vs. Alabama, 10/15/22
Longest Pass - 78, H. Hooker to J. Hyatt vs. Alabama, 10/15/22
Receptions - 11, Jalin Hyatt at Pitt, 9/10/22
Receiving Yards - 207, Jalin Hyatt vs. Alabama, 10/15/22
Receiving Touchdowns - 5, Jalin Hyatt vs. Alabama, 10/15/22

INDIVIDUAL - DEFENSIVE

Total Tackles - 20, Jeremy Banks vs. Purdue, 12/30/21
Sacks - 2.5, Byron Young at LSU, 10/8/22
Tackles for Loss - 4.0, Tyler Baron vs. Missouri, 11/12/22

INDIVIDUAL - SPECIAL TEAMS

Longest Kick Return - 96, Velus Jones Jr. vs. S. Alabama, 11/20/21
Longest Punt Return - 73, Dee Williams at Vanderbilt, 11/26/22
Punt Return Touchdowns - 1, Dee Williams at Vanderbilt, 11/26/22
Punts Blocked - 1 (3x), last Kalib Perry vs. Kentucky, 10/29/22

FAST. FUN. REAL.

600

yards of
total offense

Missouri (683) - 10/2/21
Purdue (666) - 12/30/21
Akron (676) - 9/17/22
UT Martin (696) - 10/22/22
Missouri (724) - 11/12/22

275

yards
rushing

Bowling Gr. (331) - 9/2/21
Missouri (458) - 10/2/21
Vanderbilt (285) - 11/27/21
Purdue (288) - 12/30/21
at Vanderbilt (362) - 11/26/22

375

yards
passing

Purdue (378) - 12/30/21
Akron (438) - 9/17/22
#3 Alabama (385) - 10/15/22
UT Martin (495) - 10/22/22
Missouri (460) - 11/12/22

60

point
games

Missouri (62) - 10/2/21
South Ala. (60) - 11/20/21
Akron (63) - 9/17/22
UT Martin (65) - 10/22/22
Missouri (66) - 11/12/22

6

ranked
wins

at #18 Kentucky - 11/6/21
at #17 Pitt - 9/10/22
#20 Florida - 9/24/22
at #25 LSU - 10/8/22
#3 Alabama - 10/15/22
#19 Kentucky - 10/30/22

TENNESSEE SINGLE-SEASON RECORDS UNDER HEUPEL (9)

Points - 568 in 2022
Total Offensive Yards - 6,457 in 2022
Total Touchdowns - 75 in 2022
Offensive Touchdowns - 75 in 2022
Point After Touchdowns Made - 71 in 2022
Total First Downs - 316 in 2021
Rushing First Downs - 164 in 2021

Fewest Interceptions Thrown - 3 in 2021
Passing Efficiency - 167.10 in 2021

INDIVIDUAL SINGLE-SEASON RECORDS UNDER HEUPEL (7)

Completion Percentage - Hendon Hooker: 69.6 in 2022
Passing Efficiency - Hendon Hooker: 181.4 in 2021
Lowest INT Percentage - Hendon Hooker: 0.61% in 2022
Receiving Touchdowns - Jalin Hyatt: 15 in 2022
Consecutive Games with a TD Catch - Cedric Tillman: 7 in 2021
Point After Touchdowns Made - Chase McGrath: 66 in 2021

Point After Touchdowns Attempted - Chase McGrath: 68 in 2022

TENNESSEE SINGLE-GAME RECORDS UNDER HEUPEL (4)

Total Yards - 724 against Missouri in 2022
Rushing Yards per Attempt - 11.7 at Vanderbilt in 2022
Receiving Touchdowns - Jalin Hyatt: 5 against #3 Alabama in 2022
Modern Era Scoring - Jalin Hyatt: 30 points against #3 Alabama in 2022

INDIVIDUAL CAREER RECORDS UNDER HEUPEL (1)

Consecutive Games with a Touchdown Pass - Hendon Hooker: 20 from 2021 to Nov. 5, 2022

ASSISTANT COACHING STAFF (PB = PRESS BOX | S = SIDELINE)



DEFENSIVE COORDINATOR

TIM BANKS (PB) • 2nd season

Guided top 25 units as the co-defensive coordinator and safeties coach for five seasons at Penn State (2016-20) prior to Tennessee

In his 16th year of defensive coordinator experience, which includes stops at Illinois (2012-15), Cincinnati (2010-11), Central Michigan (2007-09)

2021 Broyles Award nominee and 2022-23 NCMFC Coalition Academy member (1 of 2 from SEC)



OUTSIDE LBs/SPECIAL TEAMS COORDINATOR

MIKE EKELER (S) • 2nd season

In his 17th season in the Power Five and owns three national championship game appearances

His 2021 UT unit finished in the FBS top 20 in five special teams categories and led the SEC in punt return average and punt return defense

Coached with Heupel at Oklahoma from 2003-04 when both were graduate assistants



OFFENSIVE LINE

GLEN ELARBEE (S) • 2nd season

Returned to the SEC after stops at LSU (2007) and Missouri (2016-17, OL)

In his seventh year alongside Heupel as he was the offensive line coach at UCF from 2018-20

Helped pave the way for a rushing attack that has ranked in the FBS top 25 four straight seasons, including No. 11 last season at UT (217.8)

2018 Broyles Award semifinalist and 2021 Joe Moore Award Midseason HR



DEFENSIVE LINE

RODNEY GARNER (S) • 4th season

Now in his 33rd season in the SEC and arguably the top defensive line coach in the nation with seven NFL first round draft picks

Returned to UT after serving as defensive line coach at Georgia from (1998-2012) and at Auburn from 2013-20

Owens six SEC Championships

Coached tight ends (1996-97) and offensive tackles at Tennessee (1997)

UT COACHING STAFF

BY THE NUMBERS:

- **4** National Championships
- **10** National Title Game Appearances
- **45** Conference Championships
- **232** Seasons Coaching at Collegiate Level
- **77** Seasons Coaching in the SEC
- **156** Bowl Game Appearances



RUNNING BACKS

JERRY MACK (S) • 2nd season

Memphis native who is in his 19th season at the collegiate level

Three-time HBCU Coach of the Year as the head coach at North Carolina Central (2014-17)

Came to UT after four seasons as the offensive coordinator at Rice (2017-20)

Named to the Coalition of Minority Football Coaches Coalition Academy in April 2021



SECONDARY

WILLIE MARTINEZ (S) • 2nd season

Over 30 years of experience and in his second stint at Tennessee after coaching the secondary for four seasons from 2013-16

Has produced five NFL Draft picks at DB in the last two drafts combined, including school-record three at UCF in 2021 and two at UT in 2022

Part of six conference championships as a coach and 22 bowl games



WIDE RECEIVERS

KELSEY POPE (S) • 1st season

In first season as UT WR coach but played key role in record-setting 2021 as quality control analyst with WRs working alongside Kody Burns, who departed for the NFL's New Orleans Saints

Served as pass game coordinator/wide receivers coach at Gardner-Webb (2020) prior to UT

Starred at Samford (2010-13), finishing as school's all-time leader in catches

QUICK NOTES:

• Seven of the 10 assistant coaches on the staff have coordinator experience, including four as defensive coordinators (**Tim Banks, Mike Ekeler, Brian Jean-Mary, Willie Martinez**) and three as offensive coordinators (**Glen Elarbee, Alex Golesh, Jerry Mack**). Running Backs Coach **Jerry Mack** also owns head coaching experience as he served as head coach of North Carolina Central for four seasons.

• Two assistants on the staff are serving in their second stint at Tennessee, including **Rodney Garner** and **Willie Martinez**.

• Ten coaches on the staff played in college and two of them won national titles as players, including **Josh Heupel** (Oklahoma) and **Willie Martinez** (Miami).

• UT retained nine of its 10 on-field assistant coaches for the 2022 season.

THE LAST TIME TENNESSEE...

INDIVIDUAL

Rushed for 100 yards - 160, Jaylen Wright; 131, Dylan Sampson at Vanderbilt, 11/26/22
Rushed for 200 yards - 246, Eric Gray vs. Vanderbilt, 11/30/19
Rushed for 250 yards - 294, Chuck Webb vs. Mississippi, 11/18/89
QB Rushed for 100 yards - 112, Hendon Hooker vs. Florida, 9/24/22
Passed for 300 yards - 355, Hendon Hooker vs. Missouri, 11/12/22
Passed for 400 yards - 415, Jarrett Guarantano at Missouri, 11/23/19
Passed for 500 yards - 530, Tyler Bray vs. Troy, 11/3/12
Had 100 yards receiving - 146, Jalin Hyatt; 111, Bru McCoy vs. Missouri, 11/12/22
Had 150 yards receiving - 207, Jalin Hyatt vs. Alabama, 10/15/22
Had 200 yards receiving - 207, Jalin Hyatt vs. Alabama, 10/15/22
Returned outside kick for TD - 44, Bret Smith at S. Carolina, 10/30/04
Returned opening kickoff for TD - 91, Ty Chandler vs. Indiana State, 9/9/17
Returned conventional kickoff for TD - 96, Velus Jones Jr. vs. South Alabama, 11/20/21
Returned kickoff 100 yards - Evan Berry at South Carolina, 10/29/16
Returned punt for TD - 73, Dee Williams at Vanderbilt, 11/26/22
Returned a blocked punt for TD - 29, Daniel Bituli vs. South Carolina, 10/26/19
Returned punt at least 75 yards - 82, Marquez Callaway vs. Charlotte, 11/4/18 (TD)
Had a rushing + punt return TD in same game - Alvin Kamara vs. WCU, 9/19/15 (2, 50)
Returned INT for TD - 55 yards, Theo Jackson vs. Vanderbilt, 11/27/21
Returned a fumble for TD - 0 yards, Kivon Bennett at Georgia, 10/10/20
Returned PAT for a score - 97, Floyd Milley vs. Mississippi, 11/17/90 (blocked kick return)
Rushed for three TDs - 3, Tiyon Evans at Missouri, 10/2/21
Rushed for four TDs - 4, John Kelly vs. Georgia Tech, 9/4/17
Threw four TD passes - 5, Hendon Hooker vs. Alabama, 10/15/22
Caught three TD passes - 5, Jalin Hyatt, 10/15/22
Caught four TD passes - 5, Jalin Hyatt, 10/15/22
Caught five TD passes - 5, Jalin Hyatt, 10/15/22
Had rushing + receiving TD - Jabari Small vs. Florida, 9/24/22
Had an 80-yard run - 83, Jaylen Wright; 80, Dylan Sampson at Vanderbilt 11/26/22
Had a 90-yard run - 92, Tiyon Evans at Missouri, 10/2/21
Had an 80-yard completion - 81, Tyler Bray to Justin Hunter vs. Montana, 9/4/11
Had 20+ tackles - 20, Jeremy Banks vs. Purdue, 12/30/21
Recorded three sacks - 4-0, Darrell Taylor vs. Kentucky, 11/10/18
Forced two fumbles - 2, Darrell Taylor at Georgia, 9/29/18
Intercepted two passes - 3, Bryce Thompson vs. UAB, 11/2/19
Intercepted three passes - 3, Bryce Thompson vs. UAB, 11/2/19
Made interception on first play of the game - Tamarion McDonald vs. Ball State, 9/1/22
Made four FGs - 4, Chase McGrath at LSU, 10/8/22
Made a 50-yard FG - 51, Chase McGrath at Pitt, 9/10/22

TEAM

Shut out an opponent - 56-0 at Vanderbilt, 11/26/22
Shut out consecutive opponents - at Vanderbilt and vs. Kentucky, 11/23/02 & 11/30/02 (24-0)
Rushed for more than 300 yards - 362 at Vanderbilt, 11/26/22 (31 att.)
Rushed for more than 400 yards - 458 at Missouri, 10/2/21 (59 att.)
Passed for more than 300 yards - 355 at South Carolina, 11/19/22 (50 att.)
Passed for more than 400 yards - 460 vs. Missouri, 11/12/22 (38 att.)
Had more than 500 yards total off. - 513 at Vanderbilt, 11/26/22 (151 pass, 362 rush)
Had more than 600 yards total off. - 724 vs. Missouri, 11/12/22 (460 pass, 264 rush)
Had more than 700 yards total off. - 724 vs. Missouri, 11/12/22 (460 pass, 264 rush)
Scored 50 points - 56 at Vanderbilt, 11/26/22 (Score: 56-0)
Scored 60 points - 66 vs. Missouri, 11/12/22 (Score: 66-24)
Scored 70 points - 70 vs. Louisiana-Monroe, 9/23/00 (Score: 70-3)
Scored 30+ points in a quarter - vs. UT Martin, 10/22/22 (2nd quarter, 31 points)
Scored 35+ points in a quarter - Arkansas, 11/22/00 (1st quarter, 35 points)
Failed to rush for 100 yards - 94 at Georgia, 11/5/22 (42 att.)
Failed to pass for 100 yards - 44 at Alabama 10/21/17 (9-of-16, 1 int.)
Held opponent to fewer than 100 yards rushing - 76 vs. UT Martin, 10/22/22 (29 att.)
Held opponent to fewer than 100 yards passing - 98 vs. Kentucky, 10/29/22 (16-of-27, 3 int.)
Held opponent to fewer than 100 yards total off. - 83 vs. WKU, 9/5/09 (34 rush, 49 pass)
Held opponent without a TD - at Vanderbilt, 11/26/22 (Score: Tennessee 56-0)
Failed to get a first down - vs. Auburn, 9/27/58 (Score: Auburn 13-0)
Scored a safety - 2 vs. South Alabama, 11/20/21 (Kurott Garland sack, snap out of endzone)
Scored two safeties - 2 vs. South Alabama, 11/20/21 (Kurott Garland sack, snap out of endzone)
Committed no turnovers - at Vanderbilt, 11/26/22
Forced opponent into five turnovers - vs. Chattanooga, 9/14/19
Intercepted four passes - vs. Tennessee Tech, 9/18/21
Intercepted five passes - vs. Western Kentucky, 9/7/13
Forced four fumbles - at Kentucky, 10/28/17
Recovered four fumbles - at Kentucky, 10/28/17
Committed no penalties - vs. Austin Peay, 8/31/13
Never had to punt - vs. Florida, 9/24/22 (9 off. possessions in 38-33 win)
Blocked a punt - Kentucky, 10/29/22 (Kalib Perry)
Returned blocked punt for TD - 29 vs. South Carolina, 10/26/19 (Daniel Bituli)
Blocked a field goal - vs. Kentucky, 11/10/18 (Shy Tuttle)
Returned blocked FG for TD - 90 vs. South Carolina, 10/28/95 (Tyrone Hines)
Returned punt and kickoff for TD in same game - at Kentucky, 10/31/15 (Evan Berry 100-yard KR; Cameron Sutton 84-yard PR)
Blocked a PAT - vs. Kentucky, 10/29/21 (Matt Ruffolo blocked by Da'Jon Terry)
Faked a punt - at Vanderbilt, 12/12/20 (Paxton Brooks completed pass for 31 yards)
Faked punt for 1st down - at Vanderbilt, 12/12/20 (Paxton Brooks completed pass for 31 yards)
Faked a FG - vs. Missouri, 11/22/14 (P. Ashford pass to A. Ellis for touchdown)
Attempted 2-pt conversion - vs. Alabama, 10/15/22 (H. Hooker pass to P. Fant successful)
Scored 2-pt conversion - vs. Alabama, 10/15/22 (H. Hooker pass to P. Fant successful)
Attempted onside kick - at Georgia, 11/5/22 (Georgia recovered)
Recovered onside kick - vs. Indiana, 1/2/20 (Eric Gray recovered)
Two players with 100 yards rushing - J. Wright (160) & D. Sampson (131) at Vanderbilt, 11/26/22
Three players with 100 yards rushing - James Stewart (145), Aaron Hayden (115) & Mose Phillips (107) vs. Vanderbilt, 11/30/91
Two players w/ 100 yards passing - H. Hooker (247) & J. Milton III (108) at S. Carolina, 11/19/22
Two players w/ 100 yards receiving - J. Hyatt (146) & B. McCoy (111) vs. Missouri, 11/12/22
Three players w/ 100 yards receiving - J. Palmer (124), J. Jennings (115), M. Callaway (110) at Missouri 11/23/19
Won OT game - at Pitt, 9/10/22 (Score: UT 34-27, OT)
Lost OT Game - vs. Purdue, 12/30/21 (Score: Purdue 48-45 OT)
Won game on last play - vs. Alabama, 10/15/22 (UT 52-49, McGrath 40-yard FG Good)
Lost game on last play - vs. Purdue, 12/30/21 (Score: Purdue 48-45: 39-yd FG in OT)
Rallied from down 14 to win - vs. Georgia Tech, 9/4/17 (trailed 28-14 in 4Q & won, 42-41)
Beat ranked opponent - vs. #19/17 Kentucky, 10/29/22 (Score: Tennessee 44-6)
Beat team ranked in top 15 - vs. #3/1 Alabama, 10/15/22 (Score: Tennessee 52-49)
Beat team ranked in top 10 - vs. #3/1 Alabama, 10/15/22 (Score: Tennessee 52-49)
Beat team ranked in top 5 - vs. #3/1 Alabama, 10/15/22 (Score: Tennessee 52-49)

THE LAST TIME AN OPPONENT...

INDIVIDUAL

Rushed for 100 yards - 106, Brady Cook vs. Missouri, 11/12/22 (16 attempts)
Rushed for 200 yards - 216, Ish Witter at Missouri, 11/11/17 (24 attempts)
Rushed for 250 yards - 282, Dexter McCluster at Mississippi, 11/14/09 (25 attempts)
A QB Rushed for 100 yards - 106, Brady Cook vs. Missouri, 11/12/22 (16 attempts)
Passed for 300 yards - 438, Spencer Rattler at South Carolina, 11/19/22
Passed for 400 yards - 438, Spencer Rattler at South Carolina, 11/19/22
Passed for 500 yards - 534, Aidan O'Connell vs. Purdue, 12/30/21
Had 100 yards receiving - 177, Antwane Wells Jr. at South Carolina, 11/19/22
Had 150 yards receiving - 177, Antwane Wells Jr. at South Carolina, 11/19/22
Had 200 yards receiving - 217, Broc Thompson vs. Purdue, 12/30/21
Returned a kickoff for TD - 100, Kris Abrams-Draine at Missouri, 10/2/21
Returned a kickoff 100 yards - 100, Kris Abrams-Draine at Missouri, 10/2/21
Returned a punt for TD - 79, Eddie Jackson vs. Alabama, 10/15/16
Returned a blocked punt for TD - 17, Sean Westgate at UCLA, 9/1/08
Returned an INT for TD - 100, Smoke Monday at Auburn, 11/21/20
Returned a fumble for TD - 11, Dallas Turner vs. Alabama, 10/15/22
Returned an extra point for score - Quinton Reese, Auburn (SEC Championship), 12/6/97 (yardage not recorded)
Returned a punt at least 75 yards - 79, Eddie Jackson vs. Alabama, 10/15/16 (TD)
Rushed for three TDs - 3, Jahmyr Gibbs vs. Alabama, 10/15/22
Rushed for four TDs - 4, Dexter McCluster at Mississippi, 11/14/09
Rushed for five TDs - 5, TaQuon Marshall vs. Georgia Tech, 9/4/17
Threw four TD passes - 6, Spencer Rattler at South Carolina, 11/19/22
Threw five TD passes - 6, Spencer Rattler at South Carolina, 11/19/22
Threw six TD passes - 6, Spencer Rattler at South Carolina, 11/19/22
Caught three TD passes - 3, Josh Reed at LSU, 9/30/00 (overtime)
Had an 80-yard run - 85, Bo Scarbrough vs. Alabama, 10/15/16
Had an 80-yard completion - 85, Dylan Thompson to Pharoah Cooper at South Carolina (TD), 11/1/14
Recorded three sacks - 5, Alex Brown at Florida, 9/18/99
Intercepted two passes - 2, DeMarkus Acy vs. Missouri, 11/17/18
Made four FGs - 4, Mitchell Fineran vs. Purdue, 12/30/21
Made a 50-yard FG - 50, Anders Carlson at Auburn, 11/21/20

TEAM

Shut out Tennessee - 41-0 vs. Georgia, 9/30/17
Shut out Tennessee in consecutive games - at Kentucky and vs. Vanderbilt, 11/19/59 & 11/26/59 (Scores: 20-0, 14-0)
Rushed for more than 300 yards - 433 at Missouri, 11/11/17
Rushed for more than 400 yards - 433 at Missouri, 11/11/17
Rushed for more than 500 yards - 535 vs. Georgia Tech, 9/4/17
Passed for more than 300 yards - 453 at South Carolina, 11/19/22
Had more than 600 yards total offense - 606 at South Carolina, 11/19/22 (453 pass, 153 rush)
Scored 50 points - 63 at South Carolina, 11/19/22 (Score: South Carolina 63-38)
Scored 60 points - 63 at South Carolina, 11/19/22 (Score: South Carolina 63-38)
Scored 70 points - 70 at Trinity (present-day Duke), 11/4/1893 (Score: Trinity 70-0)
Failed to rush for 100 yards - 76 vs. UT Martin, 10/22/22 (29 att.)
Failed to pass for 100 yards - 98 vs. Kentucky, 10/29/22 (16-of-27, 3 int)
Held Tennessee to fewer than 100 yards rushing - 94 at Georgia, 11/5/22 (42 att.)
Held Tennessee to fewer than 100 yards passing - 44 at Alabama 10/21/17 (9-of-16, 1 int.)
Held Tennessee to fewer than 100 yards total offense - 59 vs. Alabama, 10/18/80
Held Tennessee without TD - at Florida, 9/21/19 (Score: Florida, 34-3)
Scored a safety - vs. Florida, 9/22/18 (Tim Jordan tackled in end zone)
Never had to punt - at Kentucky, 11/6/21 (11 off. possessions in 42-45 loss)
Blocked a punt - at Pitt, 9/10/22 (P.J. O'Brien)
Returned a blocked punt for TD - 17 at UCLA, 9/1/08 (Sean Westgate)
Blocked a FG - at Missouri, 11/23/19 (blocked by Jordan Elliot)
Blocked two FGs - at Alabama, 10/24/09 (Terrence Cody blocked both)
Returned punt and kickoff for TD in same game - Auburn, 11/9/13 (Chris Davis 85-yard punt return; Corey Grant 90-yard kickoff return)
Faked a punt - at Vanderbilt, 11/26/22 (Matt Hayball rush 21 yards, successful, fumbled)
Faked a punt for first down - at Vanderbilt, 11/26/22 (Matt Hayball rush 21 yards, successful, fumbled)
Failed 2-pt conversion - at LSU, 10/8/22 (Jayden Daniels failed rush attempt)
Scored 2-pt conversion - vs. Alabama, 10/15/22 (Ja'Corey Brooks pass)
Attempted an onside kick - vs. Florida, 9/24/22 (UF's Diwon Black recovered)
Recovered a successful onside kick - vs. Florida, 9/24/22 (UF's Diwon Black recovered)
Two players with 100 yards rushing - at Missouri, I. Witter (216), L. Rountree (155), 11/11/17
Three players with 100 yards rushing - Mississippi, P. Hofer (119), J. Reed (115), M. Sweet (103), 11/15/75
Two players with 100 yards passing - Alabama, Jalen Hurts (198) and Tua Tagovailoa (134), 10/21/17
Two players with 100 yards receiving - 155, J. Shorter; 103, R. Pearsall vs. Florida, 9/24/22
Won OT Game - vs. Purdue, 12/30/21 (Score: Purdue 48-45 OT)
Lost OT game - at Pitt, 9/10/22 (Score: UT 34-27, OT)
Beat a ranked Tennessee team - at South Carolina, 11/19/22 (Score: SC 63, #5/5/5 UT 38)
Beat a Tennessee team ranked in the top 15 - at South Carolina, 11/19/22 (Score: SC 63, #5/5/5 UT 38)
Beat a Tennessee team ranked in the top 5 - at South Carolina, 11/19/22 (Score: SC 63, #5/5/5 UT 38)

Shaded - Occurred in 2022

GAME RECAPS

GAME 1

Ball State
Tennessee10
59

Sept. 1, 2022
Neyland Stadium
Knoxville, Tenn.
Attendance: 92,236
Time: 7:05 p.m. ET • Duration: 3:27

Tennessee

RUSHING	Att.	Gain	Loss	Net	TD	Long	Avg.
Jaylen Wright	13	88	0	88	1	33	6.8
Jabari Small	13	63	0	63	1	14	4.8
Dylan Sampson	10	32	0	32	1	10	3.2
Joe Milton III	1	21	0	21	0	21	21.0
Patrick Wilk	4	14	0	14	0	6	3.5
Hendon Hooker	5	13	1	12	2	5	2.4
Justin Williams-Thomas	3	6	0	6	0	3	2.0
Tayven Jackson	1	0	0	0	0	0	0.0
Navy Shuler	1	0	18	-18	0	0	-18.0

PASSING	Cmp.	Att.	Yds.	TD	Int.	Long	Sacks
Hendon Hooker	18	25	221	2	0	32	1
Joe Milton III	8	9	113	1	0	53	0
Gaston Moore	1	1	17	0	0	17	0

RECEIVING	No.	Yds.	TD	Long
Cedric Tillman	6	68	0	18
Jimmy Holiday	4	62	1	53
Ramel Keyton	4	57	0	32
Bru McCoy	3	42	0	20
Jalin Hyatt	2	28	1	23
Squirrel White	3	25	0	14
Walker Merrill	2	21	1	16
Dylan Sampson	1	19	0	19
Jack Jancek	1	17	0	17
Jabari Small	1	12	0	12

PUNTING	No.	Yds.	Avg.	Long	I20	TB	50+
Paxton Brooks	2	93	46.5	48	0	0	0

FIELD GOALS	Att.	Made	Long	Kicks
Chase McGrath	1	1	33	33G

Key: G=Good, WL=Wide Left, WR=Wide Right, S=Short, B=Blocked

ALL RETURNS	Punts	No.	Yds.	Lg.	Kickoffs	No.	Yds.	Lg.	Interceptions	No.	Yds.	Lg.
Jimmy Holiday	0	0	0	0	1	16	16	0	0	0	0	0
Kamal Hadden	0	0	0	0	0	0	0	1	0	0	0	0
Tamarion McDonald	0	0	0	0	0	0	0	1	5	5	5	5

Ball State

RUSHING	Att.	Gain	Loss	Net	TD	Long	Avg.
Carson Steele	11	27	0	27	0	6	2.5
Vaughn Pemberton	4	21	0	21	0	10	5.3
Rico Barfield	6	21	0	21	0	10	3.5
Will Jones	2	4	0	4	0	3	2.0
Donny Marcus	3	3	2	1	0	3	0.3
John Paddock	1	0	0	0	0	0	0.0

PASSING	Cmp.	Att.	Yds.	TD	Int.	Long	Sacks
John Paddock	27	43	269	1	2	33	0

RECEIVING	No.	Yds.	TD	Long
Jayshon Jackson	5	65	0	23
Yo'Heinz Tyler	5	62	0	19
Amir Abdur-Rahman	5	42	0	16
Will Jones	2	35	0	33
Tanner Koziol	2	29	1	26
Carson Steele	4	14	0	7
Brady Hunt	2	10	0	7
Dean Tate	1	8	0	8
Ryan Lezon	1	4	0	4

PUNTING	No.	Yds.	Avg.	Long	I20	TB	50+
Lucas Borrow	5	205	41	46	3	1	0
Chase Wyatt	1	16	16	16	0	0	0

FIELD GOALS	Att.	Made	Long	Kicks
Ben VonGunten	1	1	25	25G

Key: G=Good, WL=Wide Left, WR=Wide Right, S=Short, B=Blocked

ALL RETURNS	Punts	No.	Yds.	Lg.	Kickoffs	No.	Yds.	Lg.	Interceptions	No.	Yds.	Lg.
Derin McCulley	0	0	0	0	2	42	23	0	0	0	0	0
Nic Jones	0	0	0	0	1	9	9	0	0	0	0	0
Amechi Uzodinma	0	0	0	0	1	27	27	0	0	0	0	0

Vols Bounce Ball State In Opener, 59-10

Quarterback **Hendon Hooker** accounted for 233 yards of total offense and four touchdowns as Tennessee rolled past Ball State, 59-10, in its season opener. It marked the second straight year that the Vols opened on a Thursday night. UT eclipsed the 45-point mark for the fourth straight game. That feat matched a school record set over the final four games of the 1993 season. The first two plays of the season couldn't have gone any better for Tennessee. **Tamarion McDonald**, making the start at the STAR position, intercepted Ball State on the first play of the game and returned it to the 23-yard line. On the Vols' first play from scrimmage, Hooker then found **Jalin Hyatt** for a 23-yard touchdown. Nine different receivers were the beneficiaries of passes from Hooker on the night. Hooker accounted for back-to-back rushing scores in the first half, representing his first multi-rushing touchdown game as a Vol. UT took a 38-0 lead into halftime and scored 45 unanswered to start. Hooker and the starters were lifted after the first series of the third quarter. The Vols scored on their first four drives and were 7-of-7 in redzone chances. **Kamal Hadden** added an interception in the second quarter. **Warren Burrell**, **Christian Charles** and **Aaron Beasley** each led Tennessee with eight tackles apiece.

	1st	2nd	3rd	4th	Final
Ball State	0	0	7	3	- 10
Tennessee	17	21	14	7	- 59

1st	14:37	UT	Jalin Hyatt 23 yd pass from Hendon Hooker (Chase McGrath kick)
	08:03	UT	Chase McGrath 33 yd field goal
	04:02	UT	Hendon Hooker 1 yd run (Chase McGrath kick)
2nd	14:29	UT	Hendon Hooker 3 yd run (Chase McGrath kick)
	04:33	UT	Jabari Small 7 yd run (Chase McGrath kick)
	01:45	UT	Walker Merrill 16 yd pass from Hendon Hooker (Chase McGrath kick)
3rd	11:52	UT	Jaylen Wright 3 yd run (Chase McGrath kick)
	08:00	BSU	Koziol,Tanner 3 yd pass from John Paddock (Ben VonGunten kick)
	01:48	UT	Dylan Sampson 2 yd run (Chase McGrath kick)
4th	13:04	UT	Jimmy Holiday 53 yd pass from Joe Milton III (Chase McGrath kick)
	02:55	BSU	Ben VonGunten 25 yd field goal

Team Stats

	BSU	UT
FIRST DOWNS	17	32
Rushing	5	13
Passing	12	15
Penalty	0	4
NET YARDS RUSHING	74	218
Rushing Attempts	27	51
Average Per Rush	2.7	4.3
Rushing Touchdowns	0	5
Rushing Yards Gained	76	237
Rushing Yards Lost	2	19
NET YARDS PASSING	269	351
Completions-Attempts-Interceptions	27-43-2	27-35-0
Average Per Attempt	6.3	10.0
Average Per Completion	10.0	13.0
Passing Touchdowns	1	3
TOTAL OFFENSE YARDS	343	569
Total Offensive Plays	70	86
Average Gain Per Play	4.9	6.6
Fumbles: Number-Lost	1-1	4-1
Penalties: Number-Yards	12-83	6-48
PUNTS-YARDS	6-221	2-93
Average Yards Per Punt	36.8	46.5
Net Yards Per Punt	33.5	46.5
Inside 20	3	0
50+ Yards	0	0
Touchbacks	1	0
Fair Catch	2	1
KICKOFFS-YARDS	3-179	10-618
Average Yards Per Kickoff	59.7	61.8
Net Yards Per Kickoff	49.0	39.8
Touchbacks	0	4
Fair Catch Yards	22	42
Punt returns: Number-Yards-TD	0-0-0	0-0-0
Average Per Return	n/a	n/a
Kickoff returns: Number-Yards-TD	4-78-0	1-16-0
Average Per Return	19.5	16.0
Interceptions: Number-Yards-TD	0-0-0	2-5-0
Fumble Returns: Number-Yards-TD	0-0-0	0-0-0
Miscellaneous Yards	0	0
Possession Time	29:59	29:55
Third-Down Conversions	5 of 14	5 of 13
Fourth-Down Conversions	0 of 2	3 of 3
Red-Zone Scores-Chances	2-2	7-7
Touchdowns	1-2	6-7
Field goals	1-2	1-7
Sacks By: Number-Yards	1-1	0-0
PAT Kicks	1-1	8-8
2Pts Conversions	0-0	0-0
Field Goals	1-1	1-1
Points off turnovers	3	14

GAME 2

#24/RV Tennessee 34
#17/14 Pittsburgh 27 OT

Sept. 10, 2022
Acrisure Stadium
Pittsburgh, Pa.
Attendance: 59,785
Time: 3:41 p.m. ET • Duration: 4:05

Tennessee

RUSHING	Att.	Gain	Loss	Net	TD	Long	Avg.
Jaylen Wright	9	47	0	47	0	14	5.2
Hendon Hooker	15	47	20	27	0	10	1.8
Jabari Small	10	18	1	17	2	5	1.7
Jalin Hyatt	1	0	0	0	0	0	0.0

PASSING	Cmp.	Att.	Yds.	TD	Int.	Long	Sacks
Hendon Hooker	27	42	325	2	0	61	3

RECEIVING	No.	Yds.	TD	Long
Cedric Tillman	9	162	1	61
Jalin Hyatt	11	73	0	10
Bru McCoy	4	58	1	32
Jacob Warren	1	24	0	24
Princeton Fant	1	8	0	8
Jabari Small	1	0	0	0

PUNTING	No.	Yds.	Avg.	Long	I20	TB	50+
Paxton Brooks	5	213	42.6	49	2	0	0
TEAM	1	0	0	0	0	0	0

FIELD GOALS	Att.	Made	Long	Kicks
Chase McGrath	2	2	51	37G, 51G

Key: G=Good, WL=Wide Left, WR=Wide Right, S=Short, B=Blocked

ALL RETURNS	Punts			Kickoffs			Interceptions		
	No.	Yds.	Lg.	No.	Yds.	Lg.	No.	Yds.	Lg.
Trevon Flowers	2	3	4	0	0	0	1	0	0
Jimmy Holiday	0	0	0	1	29	29	0	0	0

Pittsburgh

RUSHING	Att.	Gain	Loss	Net	TD	Long	Avg.
Israel Abanikanda	25	162	8	154	1	76	6.2
Vincent Davis	5	14	0	14	0	8	2.8
TEAM	1	0	1	-1	0	0	-1.0
Kedon Slovis	4	3	16	-13	0	3	-3.3
Nick Patti	4	5	18	-13	0	5	-3.3

PASSING	Cmp.	Att.	Yds.	TD	Int.	Long	Sacks
Kedon Slovis	14	24	195	1	1	57	2
Nick Patti	9	20	79	1	0	21	2

RECEIVING	No.	Yds.	TD	Long
Gavin Bartholomew	5	84	1	57
Jared Wayne	7	82	1	18
Konata Mumpfield	4	34	0	12
Bub Means	3	26	0	11
Israel Abanikanda	1	21	0	21
Jaylon Barden	2	14	0	17
Vincent Davis	1	13	0	13

PUNTING	No.	Yds.	Avg.	Long	I20	TB	50+
Sam Vander Haar	3	111	37	42	0	0	0

FIELD GOALS	Att.	Made	Long	Kicks
Ben Sauls	4	2	35	30G, 46WL, 36WL, 35G

Key: G=Good, WL=Wide Left, WR=Wide Right, S=Short, B=Blocked

ALL RETURNS	Punts			Kickoffs			Interceptions		
	No.	Yds.	Lg.	No.	Yds.	Lg.	No.	Yds.	Lg.
P.J. O'Brien	1	30	24	0	0	0	0	0	0
Israel Abanikanda	0	0	0	1	16	16	0	0	0
Vincent Davis	0	0	0	1	14	14	0	0	0

#24 Vols Knock Off #17 Pittsburgh In Overtime

Quarterback **Hendon Hooker** found **Cedric Tillman** open in the end zone for a 28-yard touchdown in overtime, and the Big Orange defense came up with a monumental stop as 24th-ranked Tennessee took down No. 17 Pittsburgh on the road, 34-27, capping a thrilling edition of the Johnny Majors Classic at Acrisure Field. The victory marked Tennessee's first road triumph over a top-20 non-conference foe since defeating No. 6 Miami (Fla.), 10-6, on Nov. 8, 2003. The Vols fell behind 10-0 in the first six minutes of the game but settled down and outscored the Panthers, 24-7, the remainder of the half to take a lead. Safety **Trevon Flowers** came up with a big interception in the end zone to prevent a Pitt score, and **Tyler Baron** forced a fumble that led to a **Chase McGrath** 37-yard field goal as time expired in the first half. Tennessee's defense responded in the second half as Pitt quarterback starter **Kedon Slovis** exited due to injury. After a scoreless third quarter and multiple special teams miscues from Tennessee, Pitt rallied to tie the game after Flowers muffed a punt at the UT 39. On the Vols' first OT possession, Hooker escaped pressure, stepped up in the pocket and found Tillman for what proved to be the game-winning score. On the Panthers' OT possession, Flowers redeemed himself, sacking QB Nick Patti for a 12-yard loss on third down. Pitt turned it over on downs on its next play. Tennessee racked up four sacks, nine tackles for loss and 16 quarterback hurries on the day. Linebacker Aaron Beasley led all tacklers with 14, while Baron and defensive end **Byron Young** notched two tackles for loss.

	1st	2nd	3rd	4th	OT	Final
Tennessee	7	17	0	3	7	- 34
Pittsburgh	10	7	0	10	0	- 27

1st	10:27	PITT	Ben Sauls 30 yd field goal
	09:00	PITT	Israel Abanikanda 76 yd run (Ben Sauls kick)
	01:02	UT	Jabari Small 1 yd run (Chase McGrath kick)
2nd	13:25	PITT	Gavin Bartholomew 57 yd pass from Kedon Slovis (Ben Sauls kick)
	10:04	UT	Bru McCoy 32 yd pass from Hendon Hooker (Chase McGrath kick)
	04:56	UT	Jabari Small 1 yd run (Chase McGrath kick)
	00:00	UT	Chase McGrath 37 yd field goal
4th	14:07	PITT	Ben Sauls 35 yd field goal
	08:57	UT	Chase McGrath 51 yd field goal
	02:23	PITT	Jared Wayne 4 yd pass from Nick Patti (Ben Sauls kick)
OT	00:00	UT	Cedric Tillman 28 yd pass from Hendon Hooker (Chase McGrath kick)

Team Stats

	UT	PITT
FIRST DOWNS	20	21
Rushing	5	7
Passing	14	12
Penalty	1	2
NET YARDS RUSHING	91	141
Rushing Attempts	35	39
Average Per Rush	2.6	3.6
Rushing Touchdowns	2	1
Rushing Yards Gained	112	184
Rushing Yards Lost	21	43
NET YARDS PASSING	325	274
Completions-Attempts-Interceptions	27-42-0	23-44-1
Average Per Attempt	7.7	6.2
Average Per Completion	12.0	11.9
Passing Touchdowns	2	2
TOTAL OFFENSE YARDS	416	415
Total Offensive Plays	77	83
Average Gain Per Play	5.4	5.0
Fumbles: Number-Lost	2-2	2-1
Penalties: Number-Yards	7-70	5-28
PUNTS-YARDS	6-213	3-111
Average Yards Per Punt	35.5	37.0
Net Yards Per Punt	35.5	36.0
Inside 20	2	0
50+ Yards	0	0
Touchbacks	0	0
Fair Catch	2	0
KICKOFFS-YARDS	5-322	6-390
Average Yards Per Kickoff	64.4	65.0
Net Yards Per Kickoff	43.4	39.3
Touchbacks	3	5
Fair Catch Yards	0	0
Punt returns: Number-Yards-TD	2-3-0	1-30-0
Average Per Return	1.5	30.0
Kickoff returns: Number-Yards-TD	1-29-0	2-30-0
Average Per Return	29.0	15.0
Interceptions: Number-Yards-TD	1-0-0	0-0-0
Fumble Returns: Number-Yards-TD	0-0-0	0-0-0
Miscellaneous Yards	0	0
Possession Time	25:05	34:55
Third-Down Conversions	6 of 16	4 of 18
Fourth-Down Conversions	1 of 2	3 of 5
Red-Zone Scores-Chances	4-4	3-5
Touchdowns	3-4	1-5
Field goals	1-4	2-5
Sacks By: Number-Yards	4-34	3-15
PAT Kicks	4-4	3-3
2Pts Conversions	0-0	0-0
Field Goals	2-2	2-4
Points off turnovers	7	10



GAME 3

Akron

#15/16 Tennessee

6

63

Sept. 17, 2022

Neyland Stadium

Knoxville, Tenn.

Attendance: 101,915

Time: 7:02 p.m. ET • Duration: 3:35

Tennessee

RUSHING	Att.	Gain	Loss	Net	TD	Long	Avg.
Jaylen Wright	23	96	0	96	2	17	4.2
Dylan Sampson	8	58	1	57	2	27	7.1
Hendon Hooker	2	27	3	24	0	27	12.0
Patrick Wilk	4	24	0	24	0	11	6.0
Justin Williams-Thomas	5	22	0	22	0	8	4.4
Jabari Small	2	14	0	14	0	11	7.0
Tayven Jackson	1	1	0	1	1	1	1.0

PASSING	Cmp.	Att.	Yds.	TD	Int.	Long	Sacks
Hendon Hooker	14	18	298	2	0	57	1
Joe Milton III	4	5	112	2	0	57	0
Tayven Jackson	2	2	28	0	0	22	0

RECEIVING	No.	Yds.	TD	Long
Jalin Hyatt	5	166	2	57
Ramel Keyton	1	57	1	57
Squirrel White	1	47	0	47
Walker Merrill	2	46	1	38
Princeton Fant	2	23	0	19
Jack Jancek	1	22	0	22
Jimmy Calloway	2	20	0	17
Jacob Warren	1	17	0	17
Cedric Tillman	2	16	0	8
Bru McCoy	1	9	0	9
Hunter Salmon	1	9	0	9
Jimmy Holiday	1	6	0	6

PUNTING	No.	Yds.	Avg.	Long	I20	TB	50+
Paxton Brooks	2	85	42.5	49	0	1	0

FIELD GOALS	Att.	Made	Long	Kicks
Chase McGrath	1	0	n/a	47WL

Key: G=Good, WL=Wide Left, WR=Wide Right, S=Short, B=Blocked

ALL RETURNS	Punts			Kickoffs			Interceptions		
	No.	Yds.	Lg.	No.	Yds.	Lg.	No.	Yds.	Lg.
Trevon Flowers	1	4	4	0	0	0	0	0	0
Squirrel White	1	23	23	0	0	0	0	0	0
Jimmy Holiday	0	0	0	2	46	25	0	0	0

Akron

RUSHING	Att.	Gain	Loss	Net	TD	Long	Avg.
Jonzell Norrils	2	15	0	15	0	8	7.5
Clyde Price III	5	9	2	7	0	5	1.4
Daniel George	1	5	0	5	0	5	5.0
DJ Irons	9	29	25	4	0	12	0.4
Cam Wiley	7	8	4	4	0	4	0.6

PASSING	Cmp.	Att.	Yds.	TD	Int.	Long	Sacks
DJ Irons	32	44	241	0	0	24	4
Jeff Undercuffler	0	1	0	0	0	0	0
TEAM	0	1	0	0	0	0	0

RECEIVING	No.	Yds.	TD	Long
Shocky Jacques-Louis	9	103	0	22
Tony Grimes, Jr.	5	47	0	16
Alex Adams	5	45	0	24
Cam Wiley	8	23	0	9
Daniel George	2	21	0	15
Jonzell Norrils	1	8	0	8
Anthony Williams	1	-1	0	0
Clyde Price III	1	-5	0	0

PUNTING	No.	Yds.	Avg.	Long	I20	TB	50+
Noah Gettman	8	304	38	48	1	0	0

FIELD GOALS	Att.	Made	Long	Kicks
Cory Smigel	1	0	40	40WL
Noah Perez	2	2	41	35G, 41G

Key: G=Good, WL=Wide Left, WR=Wide Right, S=Short, B=Blocked

ALL RETURNS	Punts			Kickoffs			Interceptions		
	No.	Yds.	Lg.	No.	Yds.	Lg.	No.	Yds.	Lg.
Tony Grimes, Jr.	0	0	0	2	37	19	0	0	0
Shocky Jacques-Louis	0	0	0	1	24	24	0	0	0
Blake Hester	0	0	0	2	63	50	0	0	0

#15/16 Volunteers Zap Zips, 63-6

In front of a sold-out Neyland Stadium crowd of 101,915 celebrating the 50th anniversary of the iconic venue's first night game, No. 15/16 Tennessee piled up 676 yards of total offense en route to a 63-6 thrashing of Akron—good for the highest point total and victory margin of the **Josh Heupel** era. QB **Hendon Hooker** was stellar in the opening 30 minutes and the first drive of the third quarter before retiring to the home sideline, ending the evening with 298 yards and two scores. The Vols scored 42 unanswered, including 35 in the first half. The first half was capped on a five-play, 80-yard drive that ended with Hooker finding **Jalin Hyatt** for the second time on the evening. Hyatt shined with five receptions for a career-best 166 yards and touchdowns of 57- and 48-yards. Defensively, the Vols blanked Akron in the first half and didn't allow points until 7:35 remained in the third period. The Zips were held to 276 yards of total offense, including just 35 yards on the ground. The Big Orange had 11 tackles for loss, including four sacks. Freshman linebacker **Elijah Herring** had two of those quarterback takedowns to lead the team, while fellow linebacker **Jeremy Banks** was tops in total stops with five. Nine different players registered at least one tackle for loss.

	1st	2nd	3rd	4th	Final
Akron	0	0	3	3	- 6
Tennessee	14	21	14	14	- 63

1st	08:39	UT	Jaylen Wright 2 yd run (Chase McGrath kick)
	05:52	UT	Dylan Sampson 9 yd run (Chase McGrath kick)
2nd	14:40	UT	Jalin Hyatt 57 yd pass from Hendon Hooker (Chase McGrath kick)
	06:47	UT	Dylan Sampson 11 yd run (Chase McGrath kick)
	00:56	UT	Jalin Hyatt 48 yd pass from Hendon Hooker (Chase McGrath kick)
3rd	10:15	UT	Jaylen Wright 1 yd run (Chase McGrath kick)
	07:35	AKR	Noah Perez 35 yd field goal
	00:00	UT	Ramel Keyton 57 yd pass from Joe Milton III (Chase McGrath kick)
4th	12:16	UT	Walker Merrill 38 yd pass from Joe Milton III (Wilson,Toby kick)
	06:22	AKR	Noah Perez 41 yd field goal
	00:59	UT	Tayven Jackson 1 yd run (Wilson,Toby kick)

Team Stats

	AKR	UT
FIRST DOWNS	23	28
Rushing	3	15
Passing	15	10
Penalty	5	3
NET YARDS RUSHING	35	238
Rushing Attempts	24	45
Average Per Rush	1.5	5.3
Rushing Touchdowns	0	5
Rushing Yards Gained	66	242
Rushing Yards Lost	31	4
NET YARDS PASSING	241	438
Completions-Attempts-Interceptions	32-46-0	20-25-0
Average Per Attempt	5.2	17.5
Average Per Completion	7.5	21.9
Passing Touchdowns	0	4
TOTAL OFFENSE YARDS	276	676
Total Offensive Plays	70	70
Average Gain Per Play	3.9	9.7
Fumbles: Number-Lost	1-1	0-0
Penalties: Number-Yards	9-77	11-118
PUNTS-YARDS	8-304	2-85
Average Yards Per Punt	38.0	42.5
Net Yards Per Punt	35.9	32.5
Inside 20	1	0
50+ Yards	0	0
Touchbacks	0	1
Fair Catch	4	0
KICKOFFS-YARDS	3-185	10-633
Average Yards Per Kickoff	61.7	63.3
Net Yards Per Kickoff	38.3	38.9
Touchbacks	0	4
Fair Catch Yards	24	20
Punt returns: Number-Yards-TD	0-0-0	2-27-0
Average Per Return	0.0	13.5
Kickoff returns: Number-Yards-TD	5-124-0	2-46-0
Average Per Return	24.8	23.0
Interceptions: Number-Yards-TD	0-0-0	0-0-0
Fumble Returns: Number-Yards-TD	0-0-0	0-0-0
Miscellaneous Yards	0	0
Possession Time	35:17	24:43
Third-Down Conversions	1 of 13	6 of 13
Fourth-Down Conversions	0 of 0	4 of 4
Red-Zone Scores-Chances	2-3	5-5
Touchdowns	0-3	5-5
Field goals	2-3	0-5
Sacks By: Number-Yards	1-3	4-25
PAT Kicks	0-0	9-9
2Pts Conversions	0-0	0-0
Field Goals	2-3	0-1
Points off turnovers	0	7



GAME 4

#20/22 Florida #11/12 Tennessee

Sept. 24, 2022
Neyland Stadium
Knoxville, Tenn.
Attendance: 101,915
Time: 3:39 p.m. ET • Duration: 3:49

Tennessee

RUSHING	Att.	Gain	Loss	Net	TD	Long	Avg.
Hendon Hooker	13	127	15	112	1	44	8.6
Jabari Small	19	92	2	90	1	39	4.7
Jaylen Wright	10	29	4	25	1	11	2.5

PASSING	Cmp.	Att.	Yds.	TD	Int.	Long	Sacks
Hendon Hooker	22	28	349	2	0	70	3

RECEIVING	No.	Yds.	TD	Long
Bru McCoy	5	102	1	70
Ramel Keyton	3	69	0	43
Jalin Hyatt	5	58	0	21
Jacob Warren	1	45	0	45
Princeton Fant	5	43	0	16
Jabari Small	3	32	1	16

FIELD GOALS	Att.	Made	Long	Kicks
Chase McGrath	1	1	32	32G

Key: G=Good, WL=Wide Left, WR=Wide Right, S=Short, B=Blocked

ALL RETURNS	Punts			Kickoffs			Interceptions		
	No.	Yds.	Lg.	No.	Yds.	Lg.	No.	Yds.	Lg.
Jimmy Holiday	0	0	0	2	61	34	0	0	0
Kamal Hadden	0	0	0	0	0	0	1	5	5

Florida

RUSHING	Att.	Gain	Loss	Net	TD	Long	Avg.
Anthony Richardson	17	67	5	62	2	11	3.6
Trevor Etienne	9	35	0	35	0	14	3.9
Nay'Quan Wright	8	28	2	26	0	9	3.3
Montrell Johnson Jr.	8	19	1	18	1	7	2.3

PASSING	Cmp.	Att.	Yds.	TD	Int.	Long	Sacks
Anthony Richardson	24	44	453	2	1	44	1
TEAM	0	1	0	0	0	0	0

RECEIVING	No.	Yds.	TD	Long
Justin Shorter	7	155	0	39
Ricky Pearsall	5	103	1	38
Xzavier Henderson	4	68	0	22
Keon Zipperer	3	62	1	44
Trent Whittemore	2	31	0	17
Dante Zanders	2	18	0	11
Thai Chiaokhiao-Bowman	1	16	0	16

PUNTING	No.	Yds.	Avg.	Long	I20	TB	50+
Jeremy Crawshaw	1	49	49	49	1	0	0

FIELD GOALS	Att.	Made	Long	Kicks
Adam Mihalek	1	0	n/a	50SWL

Key: G=Good, WL=Wide Left, WR=Wide Right, S=Short, B=Blocked

ALL RETURNS	Punts			Kickoffs			Interceptions		
	No.	Yds.	Lg.	No.	Yds.	Lg.	No.	Yds.	Lg.
Xzavier Henderson	0	0	0	3	44	23	0	0	0

#11 Tennessee Takes Down #20 Gators, 38-33

Redshirt junior cornerback **Kamal Hadden's** game-ending interception preserved a hard-earned, 38-33 victory for No. 11 Tennessee over No. 20 Florida and unleashed a jubilant celebration from a sell-out, checkered crowd of 101,915 at Neyland Stadium. The Gators executed an onside kick after scoring a late touchdown, recovered at their own 47 with 16 seconds left and quickly moved to the UT 37. With seven seconds remaining and quarterback Anthony Richardson looking toward the end zone, senior Vols defensive end **Byron Young** pressured him into an errant pass attempt that fell into the awaiting hands of Hadden as the clock was expiring. The Vols put up 576 total yards—their most ever in the series—and Tennessee opened a season 4-0 for the first time since 2016. Redshirt senior quarterback **Hendon Hooker** had a sensational performance for the Big Orange, finishing with a career-best 461 total yards (349 passing, 112 rushing) to pace the Tennessee offense. With top target **Cedric Tillman** out of the game due to injury suffered the week prior, redshirt junior wideout **Bru McCoy** delivered his first career 100-yard performance with 102 on five catches with one touchdown. UT running backs **Jabari Small** and **Jaylen Wright** scored rushing touchdowns, with Small tallying a season-high 90 yards on 19 attempts. Defensively, Hadden was a co-leader for the Vols in tackles, tying redshirt-senior linebacker **Jeremy Banks** with seven. Young had four stops to go along with four quarterback hurries on a night in which his squad recorded 13.

	1st	2nd	3rd	4th	Final
Florida	0	14	7	12	- 33
Tennessee	3	14	14	7	- 38

1st	01:11	UT	Chase McGrath 32 yd field goal
2nd	12:41	UF	Keon Zipperer 44 yd pass from Anthony Richardson (Adam Mihalek kick)
	11:59	UT	Hendon Hooker 4 yd run (Chase McGrath kick)
	08:28	UF	Anthony Richardson 7 yd run (Adam Mihalek kick)
	00:07	UT	Bru McCoy 1 yd pass from Hendon Hooker (Chase McGrath kick)
3rd	12:08	UT	Jabari Small 16 yd pass from Hendon Hooker (Chase McGrath kick)
	05:55	UF	Anthony Richardson 1 yd run (Adam Mihalek kick)
	03:58	UT	Jabari Small 1 yd run (Chase McGrath kick)
4th	07:55	UT	Jaylen Wright 5 yd run (Chase McGrath kick)
	04:49	UF	Montrell Johnson Jr. 5 yd run (2-pt conversion failed)
	00:17	UF	Ricky Pearsall 3 yd pass from Anthony Richardson (2-pt conversion failed)

Team Stats

	UF	UT
FIRST DOWNS	31	27
Rushing	8	12
Passing	21	12
Penalty	2	3
NET YARDS RUSHING	141	227
Rushing Attempts	42	42
Average Per Rush	3.4	5.4
Rushing Touchdowns	3	3
Rushing Yards Gained	149	248
Rushing Yards Lost	8	21
NET YARDS PASSING	453	349
Completions-Attempts-Interceptions	24-45-1	22-28-0
Average Per Attempt	10.1	12.5
Average Per Completion	18.9	15.9
Passing Touchdowns	2	2
TOTAL OFFENSE YARDS	594	576
Total Offensive Plays	87	70
Average Gain Per Play	6.8	8.2
Fumbles: Number-Lost	1-1	2-2
Penalties: Number-Yards	10-47	6-50
PUNTS-YARDS	1-49	0-0
Average Yards Per Punt	49.0	0.0
Net Yards Per Punt	49.0	0.0
Inside 20	1	0
50+ Yards	0	0
Touchbacks	0	0
Fair Catch	0	0
KICKOFFS-YARDS	4-249	7-446
Average Yards Per Kickoff	62.2	63.7
Net Yards Per Kickoff	36.2	43.1
Touchbacks	1	4
Fair Catch Yards	18	0
Punt returns: Number-Yards-TD	0-0-0	0-0-0
Average Per Return	0.0	0.0
Kickoff returns: Number-Yards-TD	3-44-0	2-61-0
Average Per Return	14.7	30.5
Interceptions: Number-Yards-TD	0-0-0	1-5-0
Fumble Returns: Number-Yards-TD	0-0-0	0-0-0
Miscellaneous Yards	0	0
Possession Time	34:56	25:04
Third-Down Conversions	7 of 15	6 of 9
Fourth-Down Conversions	5 of 6	0 of 2
Red-Zone Scores-Chances	4-6	6-6
Touchdowns	4-6	5-6
Field goals	0-6	1-6
Sacks By: Number-Yards	3-15	1-4
PAT Kicks	3-3	5-5
2Pts Conversions	0-2	0-0
Field Goals	0-1	1-1
Points off turnovers	0	7



GAME 5

#8/8 Tennessee #25/RV LSU

40
13

Oct. 8, 2022
Tiger Stadium
Baton Rouge, La.
Attendance: 102,321
Time: 11:03 a.m. CT • Duration: 3:28

Tennessee

RUSHING	Att.	Gain	Loss	Net	TD	Long	Avg.
Jabari Small	22	128	1	127	2	49	5.8
Jaylen Wright	12	59	0	59	0	12	4.9
Hendon Hooker	10	63	7	56	0	26	5.6
Dylan Sampson	2	14	0	14	0	9	7.0
Squirrel White	1	5	0	5	0	5	5.0
Bru McCoy	1	3	0	3	0	3	3.0
TEAM	1	0	1	-1	0	0	-1.0

PASSING	Cmp.	Att.	Yds.	TD	Int.	Long	Sacks
Hendon Hooker	17	27	239	2	0	48	0
TEAM	0	1	0	0	0	0	0

RECEIVING	No.	Yds.	TD	Long
Bru McCoy	7	140	0	48
Jalin Hyatt	4	63	2	45
Ramel Keyton	2	19	0	11
Princeton Fant	2	13	0	8
Jabari Small	1	3	0	3
Squirrel White	1	1	0	1

PUNTING	No.	Yds.	Avg.	Long	I20	TB	50+
Paxton Brooks	2	83	41.5	49	1	0	0

FIELD GOALS	Att.	Made	Long	Kicks
Chase McGrath	4	5	38	35G, 38G, 50WR, 32G, 32G

Key: G=Good, WL=Wide Left, WR=Wide Right, S=Short, B=Blocked

ALL RETURNS	Punts			Kickoffs			Interceptions		
	No.	Yds.	Lg.	No.	Yds.	Lg.	No.	Yds.	Lg.
Dee Williams	1	58	58	0	0	0	0	0	0
Jimmy Holiday	0	0	0	3	55	25	0	0	0
Trevon Flowers	0	0	0	0	0	0	1	0	0

LSU

RUSHING	Att.	Gain	Loss	Net	TD	Long	Avg.
Jayden Daniels	16	76	38	38	0	17	2.4
Josh Williams	7	11	1	10	1	4	1.4
John Emery Jr.	4	4	0	4	0	2	1.0
Noah Cain	1	3	0	3	0	3	3.0

PASSING	Cmp.	Att.	Yds.	TD	Int.	Long	Sacks
Jayden Daniels	32	45	300	1	1	23	5

RECEIVING	No.	Yds.	TD	Long
Malik Nabers	6	80	0	23
Jaray Jenkins	3	44	0	22
Brian Thomas Jr.	5	37	0	20
Kayshon Boutte	6	33	1	9
Noah Cain	3	31	0	20
Kyren Lacy	4	24	0	7
Mason Taylor	2	22	0	17
Josh Williams	2	15	0	19
Jack Bech	1	14	0	14

PUNTING	No.	Yds.	Avg.	Long	I20	TB	50+
Jay Bramblett	4	216	54	66	2	1	3

ALL RETURNS	Punts			Kickoffs			Interceptions		
	No.	Yds.	Lg.	No.	Yds.	Lg.	No.	Yds.	Lg.
Jack Bech	0	0	0	2	22	12	0	0	0

#8 Vols Dominate All Phases in 40-13 Rout of #25 LSU

From the opening kickoff it was all Tennessee as the eighth-ranked Volunteers picked up their third ranked victory of the season, dominating 25th-ranked LSU, 40-13, at Tiger Stadium. Tennessee posted 503 yards of total offense and did so with balance, picking up 272 rushing yards and 239 passing yards. The defense made critical plays when it needed to as the Vols forced LSU into turnovers on the opening kickoff and their last play from scrimmage while stuffing all three Tiger fourth down plays. Redshirt-senior quarterback **Hendon Hooker** was marvelous yet again, tossing two touchdowns to **Jalin Hyatt** and rushing for 56 yards on 10 attempts. **Jabari Small**, the bell cow of the rushing frenzy, accumulated 127 yards on 22 attempts and punched in two rushing touchdowns. The Memphis, Tennessee, native eclipsed 100 yards on the ground for the first time in 2022 and has scored six times out of the backfield. **Bru McCoy** had a career day, gaining 140 receiving yards and passing the century mark for the second time in as many games. He caught seven passes and recorded 70 yards after the catch in the victory. Hyatt matched McCoy's effort in the slot, reeling in four passes for 63 yards and a pair of house calls in Baton Rouge. The strong defensive effort was highlighted from an impressive day by edge rusher **Byron Young** who recorded 2.5 sacks, all coming in clutch spots, with the most critical being the 4th and 10 takedown of LSU quarterback Jayden Daniels for an eight-yard loss that allowed Tennessee to get in field goal position at the end of the first half. Senior safety **Trevon Flowers** capped the victory with his second interception of the season with nine seconds left in the contest, snaring the back-corner fade in the endzone.

	1st	2nd	3rd	4th	Final
Tennessee	13	10	14	3	40
LSU	0	7	0	6	13

1st	13:46	UT	Jabari Small 1 yd run (Chase McGrath kick)
1st	11:08	UT	Chase McGrath 35 yd field goal
1st	02:26	UT	Chase McGrath 38 yd field goal
2nd	14:39	UT	Jalin Hyatt 45 yd pass from Hendon Hooker (Chase McGrath kick)
2nd	03:05	LSU	Josh Williams 1 yd run (Damian Ramos kick)
2nd	00:00	UT	Chase McGrath 32 yd field goal
3rd	11:47	UT	Jalin Hyatt 14 yd pass from Hendon Hooker (Chase McGrath kick)
3rd	02:13	UT	Jabari Small 5 yd run (Chase McGrath kick)
4th	11:32	LSU	Kayshon Boutte 5 yd pass from Jayden Daniels (2-pt conversion failed)
4th	02:39	UT	Chase McGrath 32 yd field goal

Team Stats

	UT	LSU
FIRST DOWNS	27	24
Rushing	12	5
Passing	11	15
Penalty	4	4
NET YARDS RUSHING	263	55
Rushing Attempts	49	28
Average Per Rush	5.4	2.0
Rushing Touchdowns	2	1
Rushing Yards Gained	272	94
Rushing Yards Lost	9	39
NET YARDS PASSING	239	300
Completions-Attempts-Interceptions	17-28-0	32-45-1
Average Per Attempt	8.5	6.7
Average Per Completion	14.1	9.4
Passing Touchdowns	2	1
TOTAL OFFENSE YARDS	502	355
Total Offensive Plays	77	73
Average Gain Per Play	6.5	4.9
Fumbles: Number-Lost	3-0	1-1
Penalties: Number-Yards	12-107	9-81
PUNTS-YARDS	2-83	4-216
Average Yards Per Punt	41.5	54.0
Net Yards Per Punt	41.5	34.5
Inside 20	1	2
50+ Yards	0	3
Touchbacks	0	1
Fair Catch	0	1
KICKOFFS-YARDS	8-473	3-189
Average Yards Per Kickoff	59.1	63.0
Net Yards Per Kickoff	40.9	46.3
Touchbacks	1	0
Fair Catch Yards	99	0
Punt returns: Number-Yards-TD	1-58-0	0-0-0
Average Per Return	58.0	0.0
Kickoff returns: Number-Yards-TD	3-55-0	2-22-0
Average Per Return	18.3	11.0
Interceptions: Number-Yards-TD	1-0-0	0-0-0
Fumble Returns: Number-Yards-TD	1-0-0	0-0-0
Miscellaneous Yards	0	0
Possession Time	30:23	29:37
Third-Down Conversions	7 of 16	7 of 15
Fourth-Down Conversions	3 of 3	0 of 3
Red-Zone Scores-Chances	6-6	2-4
Touchdowns	3-6	2-4
Field goals	3-6	0-4
Sacks By: Number-Yards	5-34	0-0
PAT Kicks	4-4	1-1
2Pts Conversions	0-0	0-1
Field Goals	4-5	0-0
Points off turnovers	7	0

GAME 6

#3/1 Alabama #6/8 Tennessee

 49
52

Oct. 15, 2022
Neyland Stadium
Knoxville, Tenn.
Attendance: 101,915
Time: 3:39 p.m. ET • Duration: 3:55

Tennessee

RUSHING	Att.	Gain	Loss	Net	TD	Long	Avg.
Jaylen Wright	12	71	0	71	0	12	5.9
Hendon Hooker	14	72	16	56	0	20	4.0
Jabari Small	12	53	0	53	1	9	4.4
Princeton Fant	1	2	0	2	1	2	2.0

PASSING	Cmp.	Att.	Yds.	TD	Int.	Long	Sacks
Hendon Hooker	21	30	385	5	1	78	1
Joe Milton III	0	1	0	0	0	0	0

RECEIVING	No.	Yds.	TD	Long
Jalin Hyatt	6	207	5	78
Ramel Keyton	5	78	0	31
Bru McCoy	2	38	0	27
Princeton Fant	3	24	0	9
Jabari Small	2	20	0	11
Jacob Warren	2	13	0	12
Jaylen Wright	1	5	0	5

PUNTING	No.	Yds.	Avg.	Long	I20	TB	50+
Paxton Brooks	1	31	31	31	0	0	0

FIELD GOALS	Att.	Made	Long	Kicks
Chase McGrath	1	1	40	40G

Key: G=Good, WL=Wide Left, WR=Wide Right, S=Short, B=Blocked

ALL RETURNS	Punts			Kickoffs			Interceptions		
	No.	Yds.	Lg.	No.	Yds.	Lg.	No.	Yds.	Lg.
Dee Williams	1	12	12	0	0	0	0	0	0
Jimmy Holiday	0	0	0	1	10	10	0	0	0

Alabama

RUSHING	Att.	Gain	Loss	Net	TD	Long	Avg.
Jahmyr Gibbs	24	111	8	103	3	26	4.3
Jase McClellan	3	15	0	15	0	11	5.0
Bryce Young	4	10	14	-4	0	6	-1.0

PASSING	Cmp.	Att.	Yds.	TD	Int.	Long	Sacks
Bryce Young	35	52	455	2	0	42	1

RECEIVING	No.	Yds.	TD	Long
Cameron Latu	6	90	1	27
Ja'Corey Brooks	6	79	1	27
Kobe Prentice	9	66	0	14
Jermaine Burton	2	49	0	36
Jahmyr Gibbs	5	48	0	30
JoJo Earle	1	42	0	42
Isaiah Bond	2	39	0	33
Jase McClellan	3	22	0	18
Traeshon Holden	1	20	0	20

PUNTING	No.	Yds.	Avg.	Long	I20	TB	50+
James Burnip	3	115	38.3	48	1	0	0

FIELD GOALS	Att.	Made	Long	Kicks
Will Reichard	2	3	43	21G, 43G, 50WR

Key: G=Good, WL=Wide Left, WR=Wide Right, S=Short, B=Blocked

ALL RETURNS	Punts			Kickoffs			Interceptions		
	No.	Yds.	Lg.	No.	Yds.	Lg.	No.	Yds.	Lg.
Quandarius Robinson	1	3	3	0	0	0	0	0	0
Jahmyr Gibbs	0	0	0	3	52	28	0	0	0
Ja'Corey Brooks	0	0	0	1	4	4	0	0	0
DeMarcco Hellams	0	0	0	0	0	0	1	0	0

#6 Vols Take Down #3 Tide As Time Expires, 52-49

Redshirt senior **Chase McGrath** kicked a 40-yard field goal as time expired to deliver No. 6/8 Tennessee an epic 52-49 victory over No. 3/1 Alabama in front of a capacity orange-out crowd of 101,915 at Neyland Stadium on a Tennessee Saturday night. The Vols, who scored their most points ever in the 105-game series, improved to 6-0 overall for the first time since 1998 and secured their first triumph over the Crimson Tide since 2006. The 52 points scored established a new program record for most points scored against an AP Top 25 opponent and were the most surrendered by an Alabama defense since 1907. After an electric back-and-forth affair was tied at 49 with overtime looming, UT started its game-winning possession at its own 32 with 15 seconds left in the contest. With completions of 18 and 27 yards to senior **Ramel Keyton** and redshirt junior **Bru McCoy**, respectively, redshirt senior quarterback **Hendon Hooker** moved the Big Orange down the field expeditiously into field goal range and opened the door for a possible victory in regulation. As McGrath's kick cleared the crossbar, Big Orange waves of fans spilled out of the stands and covered Shields-Watkins Field as the strains of Rocky Top and Dixieland Delight provided a musical soundtrack to the joyous celebration that included the taking down of both goal posts. In the win, junior wideout **Jalin Hyatt** pulled in an SEC record-tying five touchdown receptions while racking up 207 yards on six catches—representing the sixth most receiving yards in a single game in program history. Hooker produced another masterpiece through the air, setting career-highs with 385 passing yards and five touchdowns to extend his streak of games with a touchdown pass to 18 which tied VFL Heath Shuler's school record. Hooker's stat line marked the most touchdowns and yards by a Volunteer QB in 105 meetings with the Crimson Tide.

	1st	2nd	3rd	4th	-	Final
Alabama	7	13	15	14	-	49
Tennessee	21	7	6	18	-	52

1st	10:18	UT	Jabari Small 1 yd run (Chase McGrath kick)
	07:59	ALA	Jahmyr Gibbs 8 yd run (Will Reichard kick)
	06:43	UT	Jalin Hyatt 36 yd pass from Hendon Hooker (Chase McGrath kick)
	03:59	UT	Jalin Hyatt 11 yd pass from Hendon Hooker (Chase McGrath kick)
2nd	14:07	ALA	Will Reichard 21 yd field goal
	11:41	UT	Princeton Fant 2 yd run (Chase McGrath kick)
	06:46	ALA	Ja'Corey Brooks 7 yd pass from Bryce Young (Will Reichard kick)
	00:36	ALA	Will Reichard 43 yd field goal
3rd	11:11	ALA	Jahmyr Gibbs 26 yd run (Ja'Corey Brooks pass)
	10:16	UT	Jalin Hyatt 60 yd pass from Hendon Hooker
	04:27	ALA	Jahmyr Gibbs 2 yd run (Will Reichard kick)
4th	14:01	UT	Jalin Hyatt 78 yd pass from Hendon Hooker (Princeton Fant pass)
	08:38	ALA	Cameron Latu 1 yd pass from Bryce Young (Will Reichard kick)
	07:49	ALA	Turner,Dallas 11 yd fumble recovery (Will Reichard kick)
	03:26	UT	Jalin Hyatt 13 yd pass from Hendon Hooker (Chase McGrath kick)
	00:00	UT	Chase McGrath 40 yd field goal

Team Stats

	ALA	UT
FIRST DOWNS	32	29
Rushing	9	12
Passing	21	13
Penalty	2	4
NET YARDS RUSHING	114	182
Rushing Attempts	31	39
Average Per Rush	3.7	4.7
Rushing Touchdowns	3	2
Rushing Yards Gained	136	198
Rushing Yards Lost	22	16
NET YARDS PASSING	455	385
Completions-Attempts-Interceptions	35-52-0	21-31-1
Average Per Attempt	8.8	12.4
Average Per Completion	13.0	18.3
Passing Touchdowns	2	5
TOTAL OFFENSE YARDS	569	567
Total Offensive Plays	83	70
Average Gain Per Play	6.9	8.1
Fumbles: Number-Lost	2-1	1-1
Penalties: Number-Yards	17-130	6-39
PUNTS-YARDS	3-115	1-31
Average Yards Per Punt	38.3	31.0
Net Yards Per Punt	34.3	28.0
Inside 20	1	0
50+ Yards	0	0
Touchbacks	0	0
Fair Catch	0	0
KICKOFFS-YARDS	9-584	8-492
Average Yards Per Kickoff	64.9	61.5
Net Yards Per Kickoff	41.7	42.9
Touchbacks	7	4
Fair Catch Yards	24	0
Punt returns: Number-Yards-TD	1-3-0	1-12-0
Average Per Return	3.0	12.0
Kickoff returns: Number-Yards-TD	4-56-0	1-10-0
Average Per Return	14.0	10.0
Interceptions: Number-Yards-TD	1-0-0	0-0-0
Fumble Returns: Number-Yards-TD	1-11-1	0-0-0
Miscellaneous Yards	0	0
Possession Time	37:29	22:31
Third-Down Conversions	6 of 13	5 of 10
Fourth-Down Conversions	1 of 1	0 of 2
Red-Zone Scores-Chances	6-6	4-4
Touchdowns	4-6	4-4
Field goals	2-6	0-4
Sacks By: Number-Yards	1-7	1-14
PAT Kicks	5-5	5-6
2Pts Conversions	1-1	1-1
Field Goals	2-3	1-1
Points off turnovers	7	7



GAME 7

UT Martin

#3/4 Tennessee

 24
65

 Oct. 22, 2022
Neyland Stadium
Knoxville, Tenn.
Attendance: 101,915
Time: 12:04 p.m. ET • Duration: 3:45

Tennessee

RUSHING	Att.	Gain	Loss	Net	TD	Long	Avg.
Dylan Sampson	13	69	7	62	1	45	4.8
Jabari Small	11	33	0	33	1	11	3.0
Hendon Hooker	4	33	5	28	0	22	7.0
Joe Milton III	3	23	0	23	0	9	7.7
Jaylen Wright	6	23	4	19	0	9	3.2
Princeton Fant	2	12	0	12	2	11	6.0
Tayven Jackson	2	14	5	9	0	14	4.5
Justin Williams-Thomas	3	9	0	9	0	5	3.0
Patrick Wilk	2	6	0	6	0	3	3.0

PASSING	Cmp.	Att.	Yds.	TD	Int.	Long	Sacks
Hendon Hooker	18	24	276	3	0	49	1
Joe Milton III	4	7	135	1	0	64	0
Princeton Fant	1	1	66	1	0	66	0
Tayven Jackson	1	2	9	0	0	9	1
Gaston Moore	2	3	9	0	1	5	0

RECEIVING	No.	Yds.	TD	Long
Jalin Hyatt	7	174	2	66
Squirrel White	5	122	1	64
Ramel Keyton	5	77	2	38
Walker Merrill	2	41	0	34
Jimmy Holiday	1	38	0	38
Princeton Fant	1	17	0	17
Jabari Small	1	9	0	9
Bru McCoy	2	8	0	5
Jack Jancek	1	5	0	5
Grant Frerking	1	4	0	4

PUNTING	No.	Yds.	Avg.	Long	I20	TB	50+
Paxton Brooks	2	56	28	31	0	0	0

FIELD GOALS	Att.	Made	Long	Kicks
Chase McGrath	2	1	40	40G, 46WL

Key: G=Good, WL=Wide Left, WR=Wide Right, S=Short, B=Blocked

ALL RETURNS	Punts			Kickoffs			Interceptions		
	No.	Yds.	Lg.	No.	Yds.	Lg.	No.	Yds.	Lg.
Dee Williams	4	49	33	0	0	0	0	0	0
Doneiko Slaughter	0	0	0	1	16	16	0	0	0
Jimmy Holiday	0	0	0	1	11	11	0	0	0
William Wright	0	0	0	0	0	0	1	5	5

UT Martin

RUSHING	Att.	Gain	Loss	Net	TD	Long	Avg.
Zak Wallace	10	37	2	35	0	10	3.5
Sam Franklin	8	33	3	30	0	9	3.8
Jordan Castleberry	2	18	0	18	0	13	9.0
Cornelius Brown	2	6	0	6	0	4	3.0
Zoe Roberts	2	4	9	-5	1	4	-2.5
Dresser Winn	5	12	20	-8	0	7	-1.6

PASSING	Cmp.	Att.	Yds.	TD	Int.	Long	Sacks
Dresser Winn	26	45	301	2	1	41	2
Cornelius Brown	2	2	15	0	0	8	0

RECEIVING	No.	Yds.	TD	Long
Colton Dowell	7	112	0	41
EJ Smoot	7	88	0	37
George Qualls, Jr.	5	66	2	31
Devonte Tanksley	3	18	0	9
Sam Franklin	2	13	0	8
Zoe Roberts	1	8	0	8
DJ Nelson	1	8	0	8
Randy Fields Jr.	1	3	0	3
Zak Wallace	1	0	0	0

PUNTING	No.	Yds.	Avg.	Long	I20	TB	50+
Tyler Larco	5	202	40.4	46	0	0	0

FIELD GOALS	Att.	Made	Long	Kicks
Tyler Larco	2	1	30	39WL, 30G

Key: G=Good, WL=Wide Left, WR=Wide Right, S=Short, B=Blocked

ALL RETURNS	Punts			Kickoffs			Interceptions		
	No.	Yds.	Lg.	No.	Yds.	Lg.	No.	Yds.	Lg.
Ty Woods	0	0	0	0	0	0	1	18	18

#3 Vols Cruise to 65-24 Win on Homecoming

After scoring a program-record 52 points in the first half, the No. 3/4 Tennessee Volunteers cruised to a 65-24 win over UT Martin on Homecoming in front of a sold-out crowd of 101,915 in Neyland Stadium. The Vols amassed 696 yards of total offense—the second-most in program history—and scored nine touchdowns, and Tennessee's 65 points were the most since the Vols put up a modern-era, program-record 70 points against Louisiana Monroe on Sept. 23, 2000. Tennessee finished with 495 yards and five scores through the air, its most in nearly a decade, while adding 201 yards and four touchdowns on the ground as six different Vols found the checkers against the Skyhawks. Quarterback **Hendon Hooker** etched his name into the record books on a beautiful day on Rocky Top, as the Greensboro, North Carolina, native recorded a touchdown pass in his 19th straight game, setting a new program-record by passing VFL Heath Shuler's previous record of 18 (1992-94). Reigning National Player of the Week **Jalin Hyatt** posted another big-time performance, improving his FBS-leading marks in receiving touchdowns (12) and 40-plus yard receiving plays (8) on the day as he finished with 174 yards on seven catches. Hyatt wasn't the only receiver to eclipse the century mark on the day, as freshman **Squirrel White** finished with 122 yards and a touchdown on five receptions—becoming the first Vol freshman to surpass 100 yards receiving in a game since 2013. Redshirt senior tight end **Princeton Fant** had a career day in multiple facets, accounting for a personal-best three touchdowns (two rushing, one passing) in the first half. In recognition of the 50th anniversary of Title IX, the Vols donned Summitt Blue accessories against Pat Summitt's alma mater, and Tennessee's newest live mascot, Smokey XI, was formally introduced to a packed Neyland Stadium in the second quarter.

		1st	2nd	3rd	4th		Final
UT Martin		7	0	7	10	-	24
Tennessee		21	31	6	7	-	65

1st	11:44	UT	Jabari Small 1 yd run (Chase McGrath kick)
	09:05	UTM	Zoe Roberts 4 yd run (Tyler Larco kick)
	05:59	UT	Princeton Fant 1 yd run (Chase McGrath kick)
	00:00	UT	Ramel Keyton 8 yd pass from Hendon Hooker (Chase McGrath kick)
2nd	10:55	UT	Chase McGrath 40 yd field goal
	10:13	UT	Jalin Hyatt 22 yd pass from Hendon Hooker (Chase McGrath kick)
	07:09	UT	Ramel Keyton 17 yd pass from Hendon Hooker (Chase McGrath kick)
	04:15	UT	Princeton Fant 11 yd run (Chase McGrath kick)
	02:10	UT	Jalin Hyatt 66 yd pass from Princeton Fant (Chase McGrath kick)
3rd	13:01	UT	Dylan Sampson 1 yd run
	03:05	UTM	George Qualls, Jr. 8 yd pass from Dresser Winn (Tyler Larco kick)
4th	14:41	UTM	George Qualls, Jr. 31 yd pass from Dresser Winn (Tyler Larco kick)
	13:12	UT	Squirrel White 64 yd pass from Joe Milton III (Wilson,Toby kick)
	05:04	UTM	Tyler Larco 30 yd field goal

Team Stats

	UTM	UT
FIRST DOWNS	25	27
Rushing	4	13
Passing	16	12
Penalty	5	2
NET YARDS RUSHING	76	201
Rushing Attempts	29	46
Average Per Rush	2.6	4.4
Rushing Touchdowns	1	4
Rushing Yards Gained	110	222
Rushing Yards Lost	34	21
NET YARDS PASSING	316	495
Completions-Attempts-Interceptions	28-47-1	26-37-1
Average Per Attempt	6.7	13.4
Average Per Completion	11.3	19.0
Passing Touchdowns	2	5
TOTAL OFFENSE YARDS	392	696
Total Offensive Plays	76	83
Average Gain Per Play	5.2	8.4
Fumbles: Number-Lost	3-1	0-0
Penalties: Number-Yards	5-39	13-109
PUNTS-YARDS	5-202	2-56
Average Yards Per Punt	40.4	28.0
Net Yards Per Punt	30.6	28.0
Inside 20	0	0
50+ Yards	0	0
Touchbacks	0	0
Fair Catch	0	0
KICKOFFS-YARDS	5-292	11-681
Average Yards Per Kickoff	58.4	61.9
Net Yards Per Kickoff	38.0	40.0
Touchbacks	3	4
Fair Catch Yards	0	141
Punt returns: Number-Yards-TD	0-0-0	4-49-0
Average Per Return	0.0	12.2
Kickoff returns: Number-Yards-TD	0-0-0	2-27-0
Average Per Return	0.0	13.5
Interceptions: Number-Yards-TD	1-18-0	1-5-0
Fumble Returns: Number-Yards-TD	0-0-0	0-0-0
Miscellaneous Yards	0	0
Possession Time	30:20	29:40
Third-Down Conversions	3 of 13	15 of 20
Fourth-Down Conversions	0 of 2	1 of 1
Red-Zone Scores-Chances	3-4	6-7
Touchdowns	2-4	6-7
Field goals	1-4	0-7
Sacks By: Number-Yards	2-10	2-12
PAT Kicks	3-3	8-9
2Pts Conversions	0-0	0-0
Field Goals	1-2	1-2
Points off turnovers	0	14

GAME 8

#19/17 Kentucky #3/3 Tennessee

6 Oct. 29, 2022
44 Neyland Stadium
Knoxville, Tenn.
Attendance: 101,915
Time: 7:11 p.m. ET • Duration: 3:22

Tennessee

RUSHING	Att.	Gain	Loss	Net	TD	Long	Avg.
Jabari Small	21	79	1	78	0	10	3.7
Jaylen Wright	7	73	0	73	1	35	10.4
Hendon Hooker	10	39	16	23	1	10	2.3
Princeton Fant	1	2	0	2	1	2	2.0
Dylan Sampson	1	1	0	1	0	1	1.0

PASSING	Cmp.	Att.	Yds.	TD	Int.	Long	Sacks
Hendon Hooker	19	25	245	3	0	55	2

RECEIVING	No.	Yds.	TD	Long
Jalin Hyatt	5	138	2	55
Bru McCoy	6	54	0	16
Cedric Tillman	4	22	0	8
Jabari Small	2	17	1	13
Princeton Fant	1	11	0	11
Jacob Warren	1	3	0	3

PUNTING	No.	Yds.	Avg.	Long	I20	TB	50+
Paxton Brooks	3	128	42.7	51	2	0	1

FIELD GOALS	Att.	Made	Long	Kicks
Chase McGrath	2	1	29	29G, 37WL

Key: G=Good, WL=Wide Left, WR=Wide Right, S=Short, B=Blocked

ALL RETURNS	Punts			Kickoffs			Interceptions		
	No.	Yds.	Lg.	No.	Yds.	Lg.	No.	Yds.	Lg.
Dee Williams	2	44	34	0	0	0	0	0	0
Doneiko Slaughter	0	0	0	0	0	0	1	0	0
Brandon Turnage	0	0	0	0	0	0	1	7	7
Juwan Mitchell	0	0	0	0	0	0	1	48	48

Kentucky

RUSHING	Att.	Gain	Loss	Net	TD	Long	Avg.
Christopher Rodriguez Jr.	15	64	0	64	1	16	4.3
La'Vell Wright	8	34	1	33	0	15	4.1
JuTahn McClain	4	20	0	20	0	16	5.0
Dee Beckwith	3	14	1	13	0	7	4.3
TEAM	1	0	1	-1	0	0	-1.0
Will Levis	5	1	23	-22	0	1	-4.4

PASSING	Cmp.	Att.	Yds.	TD	Int.	Long	Sacks
Will Levis	16	27	98	0	3	24	4

RECEIVING	No.	Yds.	TD	Long
Jordan Dingle	4	44	0	24
JuTahn McClain	3	15	0	16
Barion Brown	2	12	0	8
Tayvion Robinson	4	11	0	7
Dane Key	1	8	0	8
DeMarcus Harris	1	7	0	7
La'Vell Wright	1	1	0	1

PUNTING	No.	Yds.	Avg.	Long	I20	TB	50+
Colin Goodfellow	6	235	39.2	46	1	0	0

ALL RETURNS	Punts			Kickoffs			Interceptions		
	No.	Yds.	Lg.	No.	Yds.	Lg.	No.	Yds.	Lg.
Barion Brown	0	0	0	2	26	19	0	0	0
JuTahn McClain	0	0	0	3	23	16	0	0	0

#3 Tennessee Rolls Over #19 Kentucky, 44-6

In a nationally-televised Saturday night showdown in which No. 3/3 Tennessee debuted its highly-anticipated "Dark Mode" uniforms, junior wide receiver **Jalin Hyatt** turned out the lights on the school single-season record for receiving touchdowns and the Volunteers remained unbeaten, rolling over No. 19/17 Kentucky, 44-6. The 38-point margin of victory was the largest against a ranked Southeastern Conference team since 1990, as UT scored 40-plus points for the fourth-straight game to improve to 8-0 on the season. Hyatt's magnificent campaign continued with a pair of receiving touchdown scores on five catches for 138 yards, marking his third consecutive 100-yard game and fourth consecutive game with multiple receiving touchdowns. His FBS-leading 14 receiving TDs broke a 25-year-old school record of 13 set by Marcus Nash in 1997. Hyatt's quarterback, redshirt senior **Hendon Hooker**, put together a 19-of-25 night for 245 yards and three touchdown tosses while rushing for another. It marked the 20th consecutive game Hooker has recorded a touchdown pass, extending a school record, and he became the sixth Volunteer QB to surpass 50 career passing touchdowns. UK managed only 205 yards of total offense, including 98 passing, against a stout Big Orange defense and committed three turnovers as **Juwan Mitchell**, **Brandon Turnage** and **Doneiko Slaughter** each nabbed their first career interceptions in the victory. Mitchell also led the team with eight stops in the ballgame, while the Vols added four sacks for 23 yards in losses in the win.

	1st	2nd	3rd	4th		Final
Kentucky	6	0	0	0	-	6
Tennessee	7	20	10	7	-	44

1st	13:33	UT	Jalin Hyatt 55 yd pass from Hendon Hooker (Chase McGrath kick)
	04:44	UK	Christopher Rodriguez Jr. 3 yd run
2nd	14:56	UT	Princeton Fant 2 yd run
	11:12	UT	Jaylen Wright 1 yd run (Chase McGrath kick)
	00:22	UT	Jalin Hyatt 31 yd pass from Hendon Hooker (Chase McGrath kick)
3rd	08:57	UT	Chase McGrath 29 yd field goal
	03:58	UT	Hendon Hooker 8 yd run (Chase McGrath kick)
4th	07:47	UT	Jabari Small 13 yd pass from Hendon Hooker (Chase McGrath kick)

Team Stats

	UK	UT
FIRST DOWNS	14	19
Rushing	8	9
Passing	6	9
Penalty	0	1
NET YARDS RUSHING	107	177
Rushing Attempts	36	40
Average Per Rush	3.0	4.4
Rushing Touchdowns	1	3
Rushing Yards Gained	133	194
Rushing Yards Lost	26	17
NET YARDS PASSING	98	245
Completions-Attempts-Interceptions	16-27-3	19-25-0
Average Per Attempt	3.6	9.8
Average Per Completion	6.1	12.9
Passing Touchdowns	0	3
TOTAL OFFENSE YARDS	205	422
Total Offensive Plays	63	65
Average Gain Per Play	3.3	6.5
Fumbles: Number-Lost	0-0	0-0
Penalties: Number-Yards	5-31	6-50
PUNTS-YARDS	6-235	3-128
Average Yards Per Punt	39.2	42.7
Net Yards Per Punt	31.8	42.7
Inside 20	1	2
50+ Yards	0	1
Touchbacks	0	0
Fair Catch	2	1
KICKOFFS-YARDS	2-129	8-456
Average Yards Per Kickoff	64.5	57.0
Net Yards Per Kickoff	40.0	40.9
Touchbacks	1	2
Fair Catch Yards	24	0
Punt returns: Number-Yards-TD	0-0-0	2-44-0
Average Per Return	0.0	22.0
Kickoff returns: Number-Yards-TD	5-49-0	0-0-0
Average Per Return	9.8	0.0
Interceptions: Number-Yards-TD	0-0-0	3-55-0
Fumble Returns: Number-Yards-TD	0-0-0	0-0-0
Miscellaneous Yards	0	0
Possession Time	35:11	24:49
Third-Down Conversions	2 of 13	5 of 12
Fourth-Down Conversions	2 of 3	2 of 2
Red-Zone Scores-Chances	1-2	5-6
Touchdowns	1-2	4-6
Field goals	0-2	1-6
Sacks By: Number-Yards	2-16	4-23
PAT Kicks	0-1	5-6
2Pts Conversions	0-0	0-0
Field Goals	0-0	1-2
Points off turnovers	0	7

GAME 9

#1/2/3 Tennessee #3/1/1 Georgia

13
27

Nov. 5, 2022
Sanford Stadium
Athens, Ga.
Attendance: 92,746
Time: 3:40 p.m. ET • Duration: 3:26

Tennessee

RUSHING	Att.	Gain	Loss	Net	TD	Long	Avg.
Jaylen Wright	21	76	7	69	1	11	3.3
Hendon Hooker	18	47	30	17	0	11	0.9
Jabari Small	3	8	0	8	0	3	2.7
Javontez Spraggins	0	0	0	0	0	0	0.0

PASSING	Cmp.	Att.	Yds.	TD	Int.	Long	Sacks
Hendon Hooker	23	33	195	0	1	28	6

RECEIVING	No.	Yds.	TD	Long
Cedric Tillman	7	68	0	17
Jalin Hyatt	6	63	0	28
Bru McCoy	6	38	0	11
Jacob Warren	3	21	0	9
Princeton Fant	1	5	0	5

PUNTING	No.	Yds.	Avg.	Long	I20	TB	50+
Paxton Brooks	4	152	38	41	2	0	0

FIELD GOALS	Att.	Made	Long	Kicks
Chase McGrath	2	2	47	47G, 36G

Key: G=Good, WL=Wide Left, WR=Wide Right, S=Short, B=Blocked

Georgia

RUSHING	Att.	Gain	Loss	Net	TD	Long	Avg.
Kenny McIntosh	10	53	1	52	0	15	5.2
Daijun Edwards	16	60	14	46	0	20	2.9
Stetson Bennett	1	13	0	13	1	13	13.0
Kendall Milton	3	8	0	8	0	5	2.7
Brock Bowers	1	7	0	7	0	7	7.0
Branson Robinson	5	7	1	6	0	3	1.2
TEAM	1	0	2	-2	0	0	-2.0

PASSING	Cmp.	Att.	Yds.	TD	Int.	Long	Sacks
Stetson Bennett	17	25	257	2	0	52	0

RECEIVING	No.	Yds.	TD	Long
Ladd McConkey	5	94	1	37
Kenny McIntosh	2	57	0	49
Arian Smith	1	52	0	52
Brock Bowers	3	27	0	10
Marcus Rosemy-Jacksaint	3	20	1	9
Daijun Edwards	1	4	0	4
Kearis Jackson	2	3	0	3

PUNTING	No.	Yds.	Avg.	Long	I20	TB	50+
Brett Thorson	4	201	50.2	75	1	1	1

FIELD GOALS	Att.	Made	Long	Kicks
Jack Podlesny	2	2	38	19G, 38G

Key: G=Good, WL=Wide Left, WR=Wide Right, S=Short, B=Blocked

ALL RETURNS	Punts			Kickoffs			Interceptions		
	No.	Yds.	Lg.	No.	Yds.	Lg.	No.	Yds.	Lg.
Kearis Jackson	0	0	0	1	7	7	0	0	0
Daijun Edwards	0	0	0	1	17	17	0	0	0
Kelee Ringo	0	0	0	0	0	0	1	0	0

#1 Vols Fall at #3 Georgia, 27-13

In a game that pitted the No. 1 team in the College Football Playoff rankings against the No. 1 team in the AP Top 25, Tennessee's eight-game winning streak was snapped in Athens, Georgia, as the Bulldogs claimed a 27-13 triumph over the Big Orange inside Sanford Stadium. The Vols (8-1, 4-1 SEC) were limited to a season-low 13 points and 289 total yards against a Georgia unit that entered the weekend leading the Southeastern Conference in scoring defense (10.5) and total defense (262.6). Penalties and negative plays proved costly for the Big Orange, as Tennessee allowed a season-high six sacks and committed nine penalties for 55 yards of lost yardage. With no touchdown tosses at UGA, **Hendon Hooker's** program record streak of consecutive games with a touchdown pass ended at 20 games. Sophomore running back **Jaylen Wright** led the Vols on the ground between the hedges, rushing 21 times for a game-high 69 yards and Tennessee's lone touchdown. It was his 10th career score and sixth of the season as the Durham, North Carolina, native eclipsed 500 rushing yards on the year. Redshirt senior wideout **Cedric Tillman** notched his 100th career reception in the loss, finishing with a game-high seven catches for 68 yards. Tennessee's defense forced multiple turnovers for the seventh time this season, finishing with two fumble recoveries. Redshirt senior linebacker **Juwan Mitchell** posted a team-high eight tackles for the second consecutive week, while **Jeremy Banks** accounted for seven total tackles, 1.5 TFLs and a pass breakup.

	1st	2nd	3rd	4th	Final
Tennessee	3	3	0	7	- 13
Georgia	14	10	3	0	- 27

1st	10:05	UT	Chase McGrath 47 yd field goal
	08:32	UGA	Stetson Bennett 13 yd run (Jack Podlesny kick)
	03:32	UGA	Ladd McConkey 37 yd pass from Stetson Bennett (Jack Podlesny kick)
2nd	14:17	UGA	Marcus Rosemy-Jacksaint 5 yd pass from Stetson Bennett (Jack Podlesny kick)
	09:36	UT	Chase McGrath 36 yd field goal
	00:00	UGA	Jack Podlesny 19 yd field goal
3rd	01:09	UGA	Jack Podlesny 38 yd field goal
4th	04:15	UT	Jaylen Wright 5 yd run (Chase McGrath kick)

Team Stats

	UT	UGA
FIRST DOWNS	21	18
Rushing	6	9
Passing	11	9
Penalty	4	0
NET YARDS RUSHING	94	130
Rushing Attempts	42	37
Average Per Rush	2.2	3.5
Rushing Touchdowns	1	1
Rushing Yards Gained	131	148
Rushing Yards Lost	37	18
NET YARDS PASSING	195	257
Completions-Attempts-Interceptions	23-33-1	17-25-0
Average Per Attempt	5.9	10.3
Average Per Completion	8.5	15.1
Passing Touchdowns	0	2
TOTAL OFFENSE YARDS	289	387
Total Offensive Plays	75	62
Average Gain Per Play	3.9	6.2
Fumbles: Number-Lost	2-1	2-2
Penalties: Number-Yards	9-55	6-60
PUNTS-YARDS	4-152	4-201
Average Yards Per Punt	38.0	50.2
Net Yards Per Punt	34.2	45.2
Inside 20	2	1
50+ Yards	0	1
Touchbacks	0	1
Fair Catch	3	1
KICKOFFS-YARDS	3-176	5-325
Average Yards Per Kickoff	58.7	65.0
Net Yards Per Kickoff	42.3	40.0
Touchbacks	0	3
Fair Catch Yards	25	50
Punt returns: Number-Yards-TD	0-0-0	0-0-0
Average Per Return	0.0	0.0
Kickoff returns: Number-Yards-TD	0-0-0	2-24-0
Average Per Return	0.0	12.0
Interceptions: Number-Yards-TD	0-0-0	1-0-0
Fumble Returns: Number-Yards-TD	0-0-0	0-0-0
Miscellaneous Yards	0	0
Possession Time	29:00	31:00
Third-Down Conversions	2 of 14	7 of 12
Fourth-Down Conversions	3 of 5	0 of 0
Red-Zone Scores-Chances	2-3	4-4
Touchdowns	1-3	2-4
Field goals	1-3	2-4
Sacks By: Number-Yards	0-0	6-30
PAT Kicks	1-1	3-3
2Pts Conversions	0-0	0-0
Field Goals	2-2	2-2
Points off turnovers	3	3

GAME 10

Missouri

#5/5/5 Tennessee

24

66

Nov. 12, 2022
Neyland Stadium
Knoxville, Tenn.
Attendance: 101,915
Time: 12:09 p.m. ET • Duration: 3:37

Tennessee

RUSHING	Att.	Gain	Loss	Net	TD	Long	Avg.
Dylan Sampson	8	99	1	98	1	42	12.3
Jabari Small	9	55	1	54	1	26	6.0
Jaylen Wright	11	51	0	51	2	19	4.6
Hendon Hooker	8	66	16	50	1	28	6.3
Joe Milton III	1	11	0	11	0	11	11.0

PASSING	Cmp.	Att.	Yds.	TD	Int.	Long	Sacks
Hendon Hooker	25	35	355	3	0	68	4
Joe Milton III	3	3	105	1	0	58	0

RECEIVING	No.	Yds.	TD	Long
Jalin Hyatt	7	146	1	68
Bru McCoy	9	111	0	38
Squirrel White	2	64	0	58
Ramel Keyton	2	60	1	46
Jacob Warren	2	34	0	22
Princeton Fant	2	21	2	19
Jabari Small	1	13	0	13
Dylan Sampson	1	7	0	7
Jaylen Wright	1	3	0	3
Walker Merrill	1	1	0	1

PUNTING	No.	Yds.	Avg.	Long	I20	TB	50+
Paxton Brooks	2	91	45.5	54	2	0	1

FIELD GOALS	Att.	Made	Long	Kicks
Chase McGrath	1	1	48	48G

Key: G=Good, WL=Wide Left, WR=Wide Right, S=Short, B=Blocked

ALL RETURNS	Punts			Kickoffs			Interceptions		
	No.	Yds.	Lg.	No.	Yds.	Lg.	No.	Yds.	Lg.
Dee Williams	2	4	4	0	0	0	0	0	0

Missouri

RUSHING	Att.	Gain	Loss	Net	TD	Long	Avg.
Brady Cook	16	119	13	106	0	40	6.6
Cody Schrader	10	29	4	25	0	7	2.5
Elijah Young	3	21	0	21	0	8	7.0
Nathaniel Peat	3	12	0	12	0	6	4.0
Luther Burden	2	10	0	10	0	7	5.0
Dominic Lovett	1	5	0	5	0	5	5.0
Tyler Macon	1	0	11	-11	0	0	-11.0

PASSING	Cmp.	Att.	Yds.	TD	Int.	Long	Sacks
Brady Cook	20	33	221	3	0	43	2
TEAM	0	1	0	0	0	0	0

RECEIVING	No.	Yds.	TD	Long
Barrett Banister	7	73	0	15
Tauskie Dove	4	72	1	43
Dominic Lovett	4	47	1	38
Luther Burden	3	19	1	12
Elijah Young	2	10	0	11

PUNTING	No.	Yds.	Avg.	Long	I20	TB	50+
Jack Stonehouse	9	371	41.2	54	2	0	2

FIELD GOALS	Att.	Made	Long	Kicks
Harrison Mevis	1	1	32	32G

Key: G=Good, WL=Wide Left, WR=Wide Right, S=Short, B=Blocked

ALL RETURNS	Punts			Kickoffs			Interceptions		
	No.	Yds.	Lg.	No.	Yds.	Lg.	No.	Yds.	Lg.
Luther Burden	1	-4	0	0	0	0	0	0	0
Nathaniel Peat	0	0	0	2	28	17	0	0	0
Kris Abrams-Draine	0	0	0	1	13	13	0	0	0

#5 Tennessee Waltzes Past Missouri, 66-24

With a sellout Senior Day crowd of 101,915 on hand, No. 5 Tennessee unleashed a school-record offensive performance and scored 38 unanswered points over the final two quarters to waltz past Missouri, 66-24, in its final appearance of 2022 at Neyland Stadium, capping a perfect 7-0 record at home for the first time since 2007. UT generated 724 total yards of offense (460 passing, 264 rushing) to break the old mark of 718 set versus Troy in 2012. The Vols managed Saturday's explosion against a Missouri team that had entered the matchup ranking 13th nationally in total defense, allowing 304.1 yards per game. The point total by the Big Orange was the most the program has scored against an SEC opponent and also ranked as the third most points produced in the modern era (1933-present). The Vols eclipsed 50 points for the fifth time this season, representing the most 50-point games in a single season in school history. Quarterback **Hendon Hooker** sizzled in his final game on Shields-Watkins Field, totaling 405 yards of offense for his third 400-plus output of the season, and moved up to sixth for total yards in a season at Tennessee. Junior wide receiver **Jalin Hyatt** surpassed the 1,000-yard mark for the year with a seven-catch, 146-yard outing and expanded upon his school record for single-season receiving touchdowns with 15, which ties as the sixth-most in SEC history. Other offensive stars included redshirt junior receiver **Bru McCoy**, who had his third 100-yard receiving day with 111 on nine catches, and freshman running back **Dylan Sampson**, who led the ground attack with a career-best 98 yards and a touchdown on eight carries. Junior edge rusher **Tyler Baron** highlighted the Big Orange defensively, registering four tackles for loss, which represented the most TFLs by a Vol in a single game since 2018.

	1st	2nd	3rd	4th	Final
Missouri	7	10	7	0	- 24
Tennessee	7	21	21	17	- 66

1st	11:05	UT	Jabari Small 10 yd run (Chase McGrath kick)
	01:56	MIZ	Luther Burden 4 yd run (Harrison Mevis kick)
2nd	14:41	UT	Jaylen Wright 3 yd run (Chase McGrath kick)
	10:24	UT	Princeton Fant 19 yd pass from Hendon Hooker (Chase McGrath kick)
	05:48	MIZ	Tauskie Dove 43 yd pass from Brady Cook (Harrison Mevis kick)
	04:06	UT	Hendon Hooker 14 yd run (Chase McGrath kick)
	00:00	MIZ	Harrison Mevis 32 yd field goal
3rd	08:55	MIZ	Dominic Lovett 38 yd pass from Brady Cook (Harrison Mevis kick)
	08:30	UT	Jalin Hyatt 68 yd pass from Hendon Hooker (Chase McGrath kick)
	04:34	UT	Princeton Fant 2 yd pass from Hendon Hooker (Chase McGrath kick)
	01:19	UT	Jaylen Wright 1 yd run (Chase McGrath kick)
4th	07:54	UT	Chase McGrath 48 yd field goal
	05:43	UT	Ramel Keyton 46 yd pass from Joe Milton III (Toby Wilson kick)
	00:36	UT	Dylan Sampson 2 yd run (Toby Wilson kick)

Team Stats

	MIZ	UT
FIRST DOWNS	16	33
Rushing	6	14
Passing	7	14
Penalty	3	5
NET YARDS RUSHING	168	264
Rushing Attempts	36	37
Average Per Rush	4.7	7.1
Rushing Touchdowns	0	5
Rushing Yards Gained	196	282
Rushing Yards Lost	28	18
NET YARDS PASSING	221	460
Completions-Attempts-Interceptions	20-34-0	28-38-0
Average Per Attempt	6.5	12.1
Average Per Completion	11.0	16.4
Passing Touchdowns	3	4
TOTAL OFFENSE YARDS	389	724
Total Offensive Plays	70	75
Average Gain Per Play	5.6	9.7
Fumbles: Number-Lost	1-1	0-0
Penalties: Number-Yards	14-120	8-59
PUNTS-YARDS	9-371	2-91
Average Yards Per Punt	41.2	45.5
Net Yards Per Punt	40.8	47.5
Inside 20	2	2
50+ Yards	2	1
Touchbacks	0	0
Fair Catch	6	1
KICKOFFS-YARDS	4-255	11-641
Average Yards Per Kickoff	63.8	58.3
Net Yards Per Kickoff	40.0	40.4
Touchbacks	3	3
Fair Catch Yards	20	81
Punt returns: Number-Yards-TD	1-(-4)-0	2-4-0
Average Per Return	-4.0	2.0
Kickoff returns: Number-Yards-TD	3-41-0	0-0-0
Average Per Return	13.7	0.0
Interceptions: Number-Yards-TD	0-0-0	0-0-0
Fumble Returns: Number-Yards-TD	0-0-0	0-0-0
Miscellaneous Yards	0	0
Possession Time	34:00	26:00
Third-Down Conversions	5 of 17	4 of 11
Fourth-Down Conversions	1 of 2	1 of 3
Red-Zone Scores-Chances	2-2	7-7
Touchdowns	1-2	7-7
Field goals	1-2	0-7
Sacks By: Number-Yards	3-12	2-12
PAT Kicks	3-3	9-9
2Pts Conversions	0-0	0-0
Field Goals	1-1	1-1
Points off turnovers	0	3

GAME 11

#5/5/5 Tennessee 38 South Carolina 63

Nov. 19, 2022
Williams-Brice Stadium
Columbia, S.C.
Attendance: 79,041
Time: 7:08 p.m. ET • Duration: 3:49

Tennessee

RUSHING	Att.	Gain	Loss	Net	TD	Long	Avg.
Jabari Small	11	80	0	80	1	31	7.3
Jaylen Wright	6	28	0	28	0	9	4.7
Hendon Hooker	5	35	10	25	0	29	5.0
Joe Milton III	2	17	0	17	0	9	8.5
Dylan Sampson	4	7	5	2	0	4	0.5

PASSING	Cmp.	Att.	Yds.	TD	Int.	Long	Sacks
Hendon Hooker	25	42	247	3	0	41	1
Joe Milton III	4	8	108	1	0	64	0

RECEIVING	No.	Yds.	TD	Long
Squirrel White	5	96	0	64
Cedric Tillman	9	81	2	21
Jalin Hyatt	6	65	0	16
Princeton Fant	2	57	1	41
Ramel Keyton	2	33	0	17
Bru McCoy	3	19	1	8
Jacob Warren	1	6	0	6
Dylan Sampson	1	-2	0	0

PUNTING	No.	Yds.	Avg.	Long	I20	TB	50+
Paxton Brooks	3	107	35.7	44	0	0	0

FIELD GOALS	Att.	Made	Long	Kicks
Chase McGrath	1	1	27	27G

Key: G=Good, WL=Wide Left, WR=Wide Right, S=Short, B=Blocked

ALL RETURNS	Punts			Kickoffs			Interceptions		
	No.	Yds.	Lg.	No.	Yds.	Lg.	No.	Yds.	Lg.
Dee Williams	1	9	9	0	0	0	0	0	0
Jimmy Holiday	0	0	0	3	53	25	0	0	0

South Carolina

RUSHING	Att.	Gain	Loss	Net	TD	Long	Avg.
Jaheim Bell	17	86	4	82	0	14	4.8
Ahmarean Brown	3	39	0	39	0	34	13.0
Dakereon Joyner	6	23	2	21	2	13	3.5
Spencer Rattler	5	26	10	16	0	7	3.2
Antwane Wells Jr.	1	3	0	3	1	3	3.0
Xavier Legette	2	0	2	-2	0	0	-1.0
TEAM	1	0	2	-2	0	0	-2.0
Juju McDowell	3	0	4	-4	0	0	-1.3

PASSING	Cmp.	Att.	Yds.	TD	Int.	Long	Sacks
Spencer Rattler	30	37	438	6	0	60	1
Dakereon Joyner	1	1	15	0	0	15	0

RECEIVING	No.	Yds.	TD	Long
Antwane Wells Jr.	11	177	0	36
Josh Vann	2	78	2	60
Jalen Brooks	2	56	1	36
Jaheim Bell	5	39	2	19
Traevon Kenion	1	21	0	21
Nate Adkins	2	20	0	12
Juju McDowell	2	18	1	11
Spencer Rattler	1	15	0	15
Dakereon Joyner	2	13	0	8
Xavier Legette	1	7	0	7
Ahmarean Brown	1	6	0	6
Austin Stogner	1	3	0	3

PUNTING	No.	Yds.	Avg.	Long	I20	TB	50+
Kai Kroeger	1	55	55	55	0	0	1

ALL RETURNS	Punts			Kickoffs			Interceptions		
	No.	Yds.	Lg.	No.	Yds.	Lg.	No.	Yds.	Lg.
Josh Vann	0	0	0	2	45	26	0	0	0

#5 Vols Fall to Red-Hot Gamecocks, 63-38

A red-hot South Carolina offense could not be held down as the fifth-ranked Tennessee Volunteers fell to the Gamecocks, 63-38, at Williams-Brice Stadium. It was an offensive battle from the jump as the two sides combined for 59 points in the first half. South Carolina put up 21 points in the first quarter and followed it with a pair of scores in the second, and Tennessee kept the pressure on with offensive success of its own, tossing up a 17-point second period and going into the half down just 11. The Vols came up with a stop on South Carolina's opening drive of the second half and turned it into points as **Hendon Hooker** found **Princeton Fant** streaking up the middle of the field for a 41-yard touchdown. Narrowing the deficit to four was as close as the Vols would come to evening the ballgame in the last 30 minutes. Before exiting the game due to injury with 11:28 remaining in the fourth quarter, Hooker surpassed 6,000 career passing yards at Tennessee—finishing the night with 247 to go along with three touchdowns and no interceptions. Wide receiver **Cedric Tillman** led the Vols with nine receptions and two scores, marking his first multi-TD effort of the year and third of his career. Starting running back **Jabari Small** sparked the Vols in the first quarter with a 31-yard rushing touchdown—UT's longest of the season—and finished with a team-high 80 yards on 11 carries. Cornerback **Kamal Hadden** was the Vols' leading tackler with nine, while defensive end **Byron Young** and linebacker **Aaron Beasley** each notched three tackles for loss.

	1st	2nd	3rd	4th	Final
Tennessee	7	17	7	7	- 38
South Carolina	21	14	7	21	- 63

1st	10:34	SC	Jaheim Bell 19 yd pass from Spencer Rattler (Mitch Jeter kick)
	09:30	UT	Jabari Small 31 yd run (Chase McGrath kick)
	06:25	SC	Josh Vann 60 yd pass from Spencer Rattler (Mitch Jeter kick)
	01:15	SC	Juju McDowell 11 yd pass from Spencer Rattler (Mitch Jeter kick)
2nd	12:24	UT	Cedric Tillman 3 yd pass from Hendon Hooker (Chase McGrath kick)
	09:06	SC	Dakereon Joyner 1 yd run (Mitch Jeter kick)
	04:58	UT	Chase McGrath 27 yd field goal
	02:04	SC	Josh Vann 18 yd pass from Spencer Rattler (Mitch Jeter kick)
	00:12	UT	Bru McCoy 7 yd pass from Hendon Hooker (Chase McGrath kick)
3rd	09:53	UT	Princeton Fant 41 yd pass from Hendon Hooker (Chase McGrath kick)
	05:03	SC	Antwane Wells Jr. 3 yd run (Mitch Jeter kick)
4th	11:41	SC	Jaheim Bell 2 yd pass from Spencer Rattler (Mitch Jeter kick)
	09:26	SC	Dakereon Joyner 3 yd run (Mitch Jeter kick)
	02:06	SC	Jalen Brooks 20 yd pass from Spencer Rattler (Mitch Jeter kick)
	01:14	UT	Cedric Tillman 21 yd pass from Joe Milton III (Chase McGrath kick)

Team Stats

	UT	SC
FIRST DOWNS	31	35
Rushing	8	12
Passing	18	19
Penalty	5	4
NET YARDS RUSHING	152	153
Rushing Attempts	28	38
Average Per Rush	5.4	4.0
Rushing Touchdowns	1	3
Rushing Yards Gained	167	177
Rushing Yards Lost	15	24
NET YARDS PASSING	355	453
Completions-Attempts-Interceptions	29-50-0	31-38-0
Average Per Attempt	7.1	11.9
Average Per Completion	12.2	14.6
Passing Touchdowns	4	6
TOTAL OFFENSE YARDS	507	606
Total Offensive Plays	78	76
Average Gain Per Play	6.5	8.0
Fumbles: Number-Lost	1-1	0-0
Penalties: Number-Yards	7-60	9-75
PUNTS-YARDS	3-107	1-55
Average Yards Per Punt	35.7	55.0
Net Yards Per Punt	35.7	46.0
Inside 20	0	0
50+ Yards	0	1
Touchbacks	0	0
Fair Catch	1	0
KICKOFFS-YARDS	7-352	10-632
Average Yards Per Kickoff	50.3	63.2
Net Yards Per Kickoff	35.1	40.6
Touchbacks	0	6
Fair Catch Yards	16	23
Punt returns: Number-Yards-TD	1-9-0	0-0-0
Average Per Return	9.0	0.0
Kickoff returns: Number-Yards-TD	3-53-0	2-45-0
Average Per Return	17.7	22.5
Interceptions: Number-Yards-TD	0-0-0	0-0-0
Fumble Returns: Number-Yards-TD	0-0-0	0-0-0
Miscellaneous Yards	0	0
Possession Time	21:02	38:58
Third-Down Conversions	5 of 12	8 of 11
Fourth-Down Conversions	2 of 3	2 of 2
Red-Zone Scores-Chances	4-5	8-8
Touchdowns	3-5	8-8
Field goals	1-5	0-8
Sacks By: Number-Yards	1-10	1-10
PAT Kicks	5-5	9-9
2Pts Conversions	0-0	0-0
Field Goals	1-1	0-0
Points off turnovers	0	7

GAME 12

#10/9/11 Tennessee 56 Vanderbilt 0

Nov. 26, 2022
FirstBank Stadium
Nashville, Tenn.
Attendance: 40,350
Time: 6:39 p.m. CT • Duration: 3:09

Tennessee

RUSHING	Att.	Gain	Loss	Net	TD	Long	Avg.
Wright,Jaylen	5	160	0	160	2	83	32.0
Sampson,Dylan	12	131	0	131	1	80	10.9
Small,Jabari	11	83	4	79	2	52	7.2
Fant,Princeton	2	1	0	1	1	1	0.5
TEAM	1	0	9	-9	0	0	-9.0

PASSING	Cmp.	Att.	Yds.	TD	Int.	Long	Sacks
Milton III,Joe	11	21	147	1	0	61	0
Moore,Gaston	1	1	4	0	0	4	0

RECEIVING	No.	Yds.	TD	Long
Hyatt,Jalin	3	86	0	61
Keyton,Ramel	3	36	0	23
White,Squirrel	4	18	0	9
Merrill,Walker	1	7	1	7
Salmon,Hunter	1	4	0	4

PUNTING	No.	Yds.	Avg.	Long	I20	TB	50+
Brooks,Paxton	4	130	32.5	36	1	0	0

ALL RETURNS	Punts			Kickoffs			Interceptions		
	No.	Yds.	Lg.	No.	Yds.	Lg.	No.	Yds.	Lg.
Williams,Dee	3	96	73	0	0	0	0	0	0
White,Squirrel	1	20	20	0	0	0	0	0	0

Vanderbilt

RUSHING	Att.	Gain	Loss	Net	TD	Long	Avg.
Davis,Ray	21	69	9	60	0	13	2.9
Wright,Mike	8	56	6	50	0	22	6.3
Smith,Patrick	7	27	0	27	0	10	3.9
Hayball,Matt	1	21	0	21	0	21	21.0
Lutz,Cooper	3	12	0	12	0	9	4.0
McGowan,Jayden	3	15	5	10	0	13	3.3
TEAM	1	0	12	-12	0	0	-12.0
Swann,AJ	3	0	21	-21	0	0	-7.0

PASSING	Cmp.	Att.	Yds.	TD	Int.	Long	Sacks
Swann,AJ	11	17	79	0	0	18	2
Wright,Mike	7	13	28	0	0	8	1

RECEIVING	No.	Yds.	TD	Long
Sheppard,Will	6	48	0	18
McGowan,Jayden	3	19	0	16
Davis,Ray	5	17	0	14
Bresnahan,Ben	1	11	0	11
Schoenwald,Gavin	1	8	0	8
Carter,Gamarion	1	5	0	5
Smith,Patrick	1	-1	0	0

PUNTING	No.	Yds.	Avg.	Long	I20	TB	50+
Hayball,Matt	8	337	42.1	53	2	1	1

FIELD GOALS	Att.	Made	Long	Kicks
Joseph Bulovas	1	0	n/a	39WL

Key: G=Good, WL=Wide Left, WR=Wide Right, S=Short, B=Blocked

ALL RETURNS	Punts			Kickoffs			Interceptions		
	No.	Yds.	Lg.	No.	Yds.	Lg.	No.	Yds.	Lg.
McGowan,Jayden	0	0	0	2	76	42	0	0	0
Lutz,Cooper	0	0	0	1	19	19	0	0	0
Patterson,Langston	0	0	0	1	17	17	0	0	0
Spence,Cole	0	0	0	1	4	4	0	0	0

#10 Vols Cement 10-Win Regular Season With 56-0 Shutout

The 10th-ranked Tennessee Volunteers punctuated the regular season with a dominant, wire-to-wire shutout over Vanderbilt, 56-0, at FirstBank Stadium. With the victory, Tennessee (10-2, 6-2 SEC) secured its first 10-win regular season since 2003 and its first overall 10-win season since 2007, accomplishing the feat in the second season under head coach **Josh Heupel** while amassing a single-season school record of 568 points. The Big Orange put up 513 yards of total offense on a rainy night in Nashville, including a season-high 362 rushing yards on 31 attempts to establish a new school record for yards per carry (11.7 yards per rush). Tennessee's stable of running backs combined for five touchdowns, including an 83-yard scoring burst from sophomore **Jaylen Wright**, an 80-yard dashing touchdown by freshman **Dylan Sampson** and a 52-yard scoring sprint by junior **Jabari Small**. Wright led the charge with a career-high 160 yards on only five attempts (32.0 yards per carry), while Sampson turned in first career triple-digit output with 131 yards on 12 carries. With two scores each on Saturday, Small (12) and Wright (10) become the first Tennessee duo with 10 or more rushing touchdowns in a single season since Jalen Hurd (12) and Joshua Dobbs (11) did so in 2015. Not to be outdone, the Tennessee defense posted its first shutout of an SEC opponent since a 48-0 blanking of Vanderbilt on Nov. 22, 2003. The Vols piled up a season-high 13.0 tackles for loss, led by edge rusher **Roman Harrison** who posted a career-best 2.5 TFLs. Special teams prowess was on display as well with the Vols racking up a Heupel-era high 116 punt return yards, highlighted by a 73-yard touchdown from return specialist **Dee Williams**.

	1st	2nd	3rd	4th	Final
Tennessee	14	7	21	14	56
Vanderbilt	0	0	0	0	0

1st	14:05	UT	Small,Jabari 3 yd run (McGrath,Chase kick)
	01:57	UT	Fant,Princeton 1 yd run (McGrath,Chase kick)
2nd	08:09	UT	Williams,Dee 73 yd punt return (McGrath,Chase kick)
3rd	12:26	UT	Small,Jabari 52 yd run (McGrath,Chase kick)
	10:43	UT	Wright,Jaylen 50 yd run (McGrath,Chase kick)
	04:53	UT	Merrill,Walker 7 yd pass from Milton III,Joe (McGrath,Chase kick)
4th	11:16	UT	Wright,Jaylen 83 yd run (McGrath,Chase kick)
	07:41	UT	Sampson,Dylan 80 yd run (McGrath,Chase kick)

Team Stats

	UT	VU
FIRST DOWNS	16	17
Rushing	9	10
Passing	5	5
Penalty	2	2
NET YARDS RUSHING	362	147
Rushing Attempts	31	47
Average Per Rush	11.7	3.1
Rushing Touchdowns	6	0
Rushing Yards Gained	375	200
Rushing Yards Lost	13	53
NET YARDS PASSING	151	107
Completions-Attempts-Interceptions	12-22-0	18-30-0
Average Per Attempt	6.9	3.6
Average Per Completion	12.6	5.9
Passing Touchdowns	1	0
TOTAL OFFENSE YARDS	513	254
Total Offensive Plays	53	77
Average Gain Per Play	9.7	3.3
Fumbles: Number-Lost	1-0	4-1
Penalties: Number-Yards	5-35	6-60
PUNTS-YARDS	4-130	8-337
Average Yards Per Punt	32.5	42.1
Net Yards Per Punt	32.5	25.1
Inside 20	1	2
50+ Yards	0	1
Touchbacks	0	1
Fair Catch	4	1
KICKOFFS-YARDS	9-483	1-65
Average Yards Per Kickoff	53.7	65.0
Net Yards Per Kickoff	35.2	40.0
Touchbacks	2	0
Fair Catch Yards	0	25
Punt returns: Number-Yards-TD	4-116-1	0-0-0
Average Per Return	29.0	0.0
Kickoff returns: Number-Yards-TD	0-0-0	5-116-0
Average Per Return	0.0	23.2
Interceptions: Number-Yards-TD	0-0-0	0-0-0
Fumble Returns: Number-Yards-TD	0-0-0	0-0-0
Miscellaneous Yards	0	0
Possession Time	16:15	43:45
Third-Down Conversions	0 of 7	3 of 17
Fourth-Down Conversions	2 of 3	0 of 4
Red-Zone Scores-Chances	3-3	0-2
Touchdowns	3-3	0-2
Field goals	0-3	0-2
Sacks By: Number-Yards	3-19	0-0
PAT Kicks	8-8	0-0
2Pts Conversions	0-0	0-0
Field Goals	0-0	0-0
Points off turnovers	7	0



2022 STATISTICS

OVERALL: 10-2

SEC: 6-2

HOME: 7-0

AWAY: 3-2

NEUTRAL: 0-0

SCHEDULE & RESULTS

Date	UT (rank)	Opponent	TV	Site	Time/Result	Att.	Top Rusher (A-Y-TD)	Top Passer (C-A-Y-TD)	Top Receiver (R-Y-TD)	Top Tackler
Sept. 1	RV/RV	Ball State	SECN	Knoxville	W, 59-10	92,236	J. Wright (13-88-1)	H. Hooker (18-25-221-2)	C. Tillman (6-68-0)	Three tied (8)
Sept. 10	24/RV	at #17/14 Pitt	ABC	Pittsburgh	W, 34-27 (OT)	59,785	J. Wright (9-47-0)	H. Hooker (27-42-325-2)	C. Tillman (9-162-1)	A. Beasley (14)
Sept. 17	15/16	Akron	SECN+	Knoxville	W, 63-6	101,915	J. Wright (23-96-2)	H. Hooker (14-18-298-2)	J. Hyatt (5-166-2)	J. Banks (5)
Sept. 24	11/12	#20/22 Florida*	CBS	Knoxville	W, 38-33	101,915	H. Hooker (13-122-1)	H. Hooker (22-28-349-2)	B. McCoy (5-102-1)	Banks/Hadden (7)
Oct. 8	8/9	at #25/RV LSU*	ESPN	Baton Rouge	W, 40-13	102,321	J. Small (22-127-2)	H. Hooker (17-27-239-2)	B. McCoy (7-140-0)	A. Beasley (9)
Oct. 15	6/8	#3/1 Alabama*	CBS	Knoxville	W, 52-49	101,915	J. Wright (12-71-0)	H. Hooker (21-30-385-5)	J. Hyatt (6-207-5)	T. Flowers (11)
Oct. 22	3/4	UT Martin (HC)	SECN	Knoxville	W, 65-24	101,915	D. Sampson (13-62-1)	H. Hooker (18-24-276-3)	J. Hyatt (7-174-2)	Three tied (4)
Oct. 29	3/3	#19/17 Kentucky*	ESPN	Knoxville	W, 44-6	101,915	J. Small (21-78-0)	H. Hooker (19-25-245-3)	J. Hyatt (5-138-2)	J. Mitchell (8)
Nov. 5	1/2/3	at #3/1/1 Georgia*	CBS	Athens	L, 27-13	92,746	J. Wright (21-69-1)	H. Hooker (23-33-195-0)	C. Tillman (7-68-0)	J. Mitchell (8)
Nov. 12	5/5/5	Missouri*	CBS	Knoxville	W, 66-24	101,915	D. Sampson (8-98-1)	H. Hooker (25-35-355-3)	J. Hyatt (7-146-1)	J. Mitchell (6)
Nov. 19	5/5/5	at South Carolina*	ESPN	Columbia	L, 63-38	79,041	J. Small (11-80-1)	H. Hooker (25-42-247-3)	C. Tillman (9-81-2)	K. Hadden (9)
Nov. 26	10/9/11	at Vanderbilt*	SECN	Nashville	W, 56-0	40,350	J. Wright (5-160-2)	J. Milton III (11-21-147-1)	J. Hyatt (3-86-0)	McDonald/Walker (8)
Dec. 30	6/6/6	vs. #7/10/11 Clemson	ESPN	Miami	8 p.m. ET					

Rankings listed (CFP/AP/Coaches)

TEAM STATS

	UT	OPP
Scoring	568	282
Points per game	47.3	23.5
Points Off Turnovers	83	30
First Downs	310	273
Rushing	128	86
Passing	144	158
Penalty	38	29
Rushing Yardage	2469	1341
Yards gained rushing	2680	1669
Yards lost rushing	211	328
Rushing attempts	485	414
Average per rush	5.1	3.2
Average per game	205.8	111.8
TDs Rushing	39	14
Passing Yardage	3988	3444
Comp-Att-Int	271-394-3	303-476-9
Average per pass	10.1	7.2
Average per catch	14.7	11.4
Average per game	332.3	287.0
TDs Passing	35	21
Total offense	6457	4785
Total plays	879	890
Average per play	7.3	5.4
Average per game	538.1	398.8
Kick returns: #-Yards	15-297	37-629
Punt returns: #-Yards	19-322	2-5
Int returns: #-Yards	9-70	3-18
Kick return average	19.8	17.0
Punt return average	16.9	2.5
Int return average	7.8	6.0
Fumbles-Lost	16-8	18-11
Penalties-Yards	96-800	107-831
Average per game	66.7	69.3
Punts-Yards	31-1169	57-2375
Average per punt	37.7	41.7
Net punt average	36.6	34.5
Kickoffs-Yards	97-5773	55-3474
Average per kick	59.5	63.2
Net kick average	40.0	40.6
Time of possession / game	25:09	34:38
3rd-down conversion	66/153	58/171
3rd-down pct	63%	54%
Sacks by-Yards	27-187	23-119
Misc Yards	0	0
Touchdowns scored	75	36
Field goals - attempts	15-19	11-18
On-Side kicks	0-0	1-2
Red-zone scores	(59-63) 94%	(37-48) 77%
Red-zone touchdowns	(50-63) 79%	(26-48) 54%
PAT-attempts	(71-74) 96%	(31-32) 97%
2-point conversion-attempts	(1-1) 100%	(1-4) 25%
Attendance	703727	374243
Games / Avg per game	7/100532	5/74849
Neutral site games	-	0/0

Score by Periods

Team	1st	2nd	3rd	4th	OT	TOT
Tennessee	134	189	127	111	7	568
Opponents	72	75	56	79	0	282

INDIVIDUAL OFFENSIVE STATS

Rushing

Player	gp	att	gain	loss	net	avg	td	lg	avg/g
Jaylen Wright	12	135	801	15	786	5.8	10	83	65.5
Jabari Small	12	144	706	10	696	4.8	12	52	58.0
Hendon Hooker	11	104	569	139	430	4.1	5	44	39.1
Dylan Sampson	9	58	411	14	397	6.8	6	80	44.1
Joe Milton III	8	7	72	0	72	10.3	0	21	9.0
Patrick Wilk	3	10	44	0	44	4.4	0	11	14.7
Justin Williams-Thomas	3	11	37	0	37	3.4	0	8	12.3
Princeton Fant	12	6	17	0	17	2.8	5	11	1.4
Tayven Jackson	3	4	15	5	10	2.5	1	14	3.3
Squirrel White	11	1	5	0	5	5.0	0	5	0.5
Bru McCoy	11	1	3	0	3	3.0	0	3	0.3
Navy Shuler	1	1	0	18	-18	-18.0	0	0	-18.0
Team	12	2	0	10	-10	-5.0	0	0	-0.8
Total	12	485	2680	211	2469	5.1	39	83	205.8
Opponents	12	414	1669	328	1341	3.2	14	76	111.8

Passing

Player	gp	effic	comp-att-int:	pct:	yds	td	lg	avg/g
Hendon Hooker	11	175.5	229-329-2	69.6	3135	27	78	285.0
Joe Milton III	8	217.7	34-54-0	63.0	720	7	64	90.0
Gaston Moore	3	90.4	4-5-1	80.0	30	0	17	10.0
Tayven Jackson	3	152.7	3-4-0	75.0	37	0	22	12.3
Princeton Fant	12	984.4	1-1-0	100.0	66	1	66	5.5
Team	12	0.0	0-1-0	0.0	0	0	0	0.0
Total	12	181.6	271-394-3	68.8	3988	35	78	332.3
Opponents	12	135.2	303-476-9	63.7	3444	21	60	287.0

Receiving

Player	gp	no.	yds	avg	td	lg	avg/g
Jalin Hyatt	12	67	1267	18.9	15	78	105.6
Bru McCoy	11	48	619	12.9	3	70	56.3
Cedric Tillman	6	37	417	11.3	3	61	69.5
Ramel Keyton	12	27	486	18.0	4	57	40.5
Squirrel White	11	21	373	17.8	1	64	33.9
Princeton Fant	12	20	222	11.1	3	41	18.5
Jacob Warren	12	12	163	13.6	0	45	13.6
Jabari Small	12	12	106	8.8	2	16	8.8
Walker Merrill	12	8	116	14.5	3	38	9.7
Jimmy Holiday	12	6	106	17.7	1	53	8.8
Jack Jancek	5	3	44	14.7	0	22	8.8
Dylan Sampson	9	3	24	8.0	0	19	2.7
Hunter Salmon	9	2	13	6.5	0	9	1.4
Jimmy Calloway	9	2	20	10.0	0	17	2.2
Jaylen Wright	12	2	8	4.0	0	5	0.7
Grant Frerking	4	1	4	4.0	0	4	1.0
Total	12	271	3988	14.7	35	78	332.3
Opponents	12	303	3444	11.4	21	60	287.0

2022 STATISTICS

INDIVIDUAL OFFENSIVE/SPECIAL TEAMS STATISTICS

Field Goals

Player	fg	pct.	01-19	20-29	30-39	40-49	50-99	lg	blk
Chase McGrath	15-19	78.9	0-0	2-2	8-9	4-6	1-2	51	0
Opponents	11-18	61.1	1-1	2-2	6-9	2-4	0-2	43	0

Scoring

Player	td	fg	PAT						pts
			kick	rush	rcv	pass	dxp	saf	
Chase McGrath	-	15-19	66-68	-	-	-	-	-	111
Jalin Hyatt	15	-	-	-	-	-	-	-	90
Jabari Small	14	-	-	-	-	-	-	-	84
Jaylen Wright	10	-	-	-	-	-	-	-	60
Princeton Fant	8	-	-	-	1	-	-	-	50
Dylan Sampson	6	-	-	-	-	-	-	-	36
Hendon Hooker	5	-	-	-	-	1	-	-	30
Ramel Keyton	4	-	-	-	-	-	-	-	24
Bru McCoy	3	-	-	-	-	-	-	-	18
Cedric Tillman	3	-	-	-	-	-	-	-	18
Walker Merrill	3	-	-	-	-	-	-	-	18
Jimmy Holiday	1	-	-	-	-	-	-	-	6
Tayven Jackson	1	-	-	-	-	-	-	-	6
Dee Williams	1	-	-	-	-	-	-	-	6
Squirrel White	1	-	-	-	-	-	-	-	6
Toby Wilson	-	-	5-6	-	-	-	-	-	5
Total	75	15-19	71-74	0	1	1	0	0	568
Opponents	36	11-18	31-32	0	1	1	0	0	282

Score by Periods

Team	1st	2nd	3rd	4th	OT	TOT
Tennessee	134	189	127	111	7	568
Opponents	72	75	56	79	0	282

Fumble Returns

Player	no.	yds	avg	td	lg
LaTrell Bumphus	1	0	0.0	0	0
Nick Humphrey	1	0	0.0	0	0
Jeremy Banks	1	0	0.0	0	0
Aaron Beasley	1	0	0.0	0	0
Will Brooks	1	0	0.0	0	0
Bryson Eason	1	0	0.0	0	0
Tamarion McDonald	1	0	0.0	0	0
Doneiko Slaughter	1	0	0.0	0	0
Omari Thomas	1	0	0.0	0	0
Christian Charles	1	0	0.0	0	0
Total	11	0	0.0	0	0
Opponents	8	11	1.4	1	11

Interceptions

Player	no.	yds	avg	td	lg
Kamal Hadden	2	5	2.5	0	5
Trevon Flowers	2	0	0.0	0	0
Brandon Turnage	1	7	7.0	0	7
Tamarion McDonald	1	5	5.0	0	5
Doneiko Slaughter	1	0	0.0	0	0
William Wright	1	5	5.0	0	5
Juwan Mitchell	1	48	48.0	0	48
Total	9	70	7.8	0	48
Opponents	3	18	6.0	0	18

Punting

Player	no.	yds	avg	lg	tb	fc	i20	50+	blk
Paxton Brooks	30	1169	39.0	54	1	13	10	2	0
Team	1	0	0.0	0	0	0	0	0	1
Total	31	1169	37.7	54	1	13	10	2	1
Opponents	57	2375	41.7	75	4	17	14	8	1

Punt Returns

Player	no.	yds	avg	td	lg
Dee Williams	14	272	19.4	1	73
Trevon Flowers	3	7	2.3	0	4
Squirrel White	2	43	21.5	0	23
Total	19	322	16.9	1	73
Opponents	2	5	2.5	0	6

Kick Returns

Player	no.	yds	avg	td	lg
Jimmy Holiday	14	281	20.1	0	34
Doneiko Slaughter	1	16	16.0	0	16
Total	15	297	19.8	0	34
Opponents	37	629	17.0	0	50

All Purpose

Player	g	rush	rcv	pr	kr	ir	total	avg/g
Jalin Hyatt	12	0	1267	0	0	0	1267	105.6
Jabari Small	12	696	106	0	0	0	802	66.8
Jaylen Wright	12	786	8	0	0	0	794	66.2
Bru McCoy	11	3	619	0	0	0	622	56.5
Ramel Keyton	12	0	486	0	0	0	486	40.5
Hendon Hooker	11	430	0	0	0	0	430	39.1
Dylan Sampson	9	397	24	0	0	0	421	46.8
Squirrel White	11	5	373	43	0	0	421	38.3
Cedric Tillman	6	0	417	0	0	0	417	69.5
Jimmy Holiday	12	0	106	0	281	0	387	32.3
Dee Williams	8	0	0	272	0	0	272	34.0
Princeton Fant	12	17	222	0	0	0	239	19.9
Jacob Warren	12	0	163	0	0	0	163	13.6
Walker Merrill	12	0	116	0	0	0	116	9.7
Joe Milton III	8	72	0	0	0	0	72	9.0
Juwan Mitchell	9	0	0	0	0	48	48	5.3
Jack Jancek	5	0	44	0	0	0	44	8.8
Patrick Wilk	3	44	0	0	0	0	44	14.7
Justin Williams-Thomas	3	37	0	0	0	0	37	12.3
Jimmy Calloway	9	0	20	0	0	0	20	2.2
Doneiko Slaughter	11	0	0	0	16	0	16	1.5
Hunter Salmon	9	0	13	0	0	0	13	1.4
Tayven Jackson	3	10	0	0	0	0	10	3.3
Trevon Flowers	11	0	0	7	0	0	7	0.6
Brandon Turnage	10	0	0	0	0	7	7	0.7
William Wright	8	0	0	0	0	5	5	0.6
Kamal Hadden	8	0	0	0	0	5	5	0.6
Tamarion McDonald	12	0	0	0	0	5	5	0.4
Grant Frerking	4	0	4	0	0	0	4	1.0
Navy Shuler	1	-18	0	0	0	0	-18	-18.0
Total	12	2469	3988	322	297	70	7146	595.5
Opponents	12	1341	3444	5	629	18	5437	453.1

Total Offense

Player	g	plays	rush	pass	total	avg/g
Hendon Hooker	11	433	430	3135	3565	324.1
Joe Milton III	8	61	72	720	792	99.0
Jaylen Wright	12	135	786	0	786	65.5
Jabari Small	12	144	696	0	696	58.0
Dylan Sampson	9	58	397	0	397	44.1
Princeton Fant	12	7	17	66	83	6.9
Tayven Jackson	3	8	10	37	47	15.7
Patrick Wilk	3	10	44	0	44	14.7
Justin Williams-Thomas	3	11	37	0	37	12.3
Gaston Moore	3	5	0	30	30	10.0
Squirrel White	11	1	5	0	5	0.5
Bru McCoy	11	1	3	0	3	0.3
Navy Shuler	1	1	-18	0	-18	-18.0
Total	12	879	2469	3988	6457	538.1
Opponents	12	890	1341	3444	4785	398.8

2022 STATISTICS

INDIVIDUAL DEFENSIVE STATISTICS

##	Player	gp	Tackles				Sacks	Pass defense			Fumbles		blkd	
			ua	a	tot	tfl/yds	no-yds	int-yds	brup	qbh	fr-yds	ff	kick	saf
24	Aaron Beasley	12	29	35	64	9-31	1-10	.	2	9	1-0	.	.	.
1	Trevon Flowers	11	34	23	57	1.5-12	1-12	2-0	1	.	.	2	.	.
33	Jeremy Banks	11	33	20	53	4.5-13	.	.	4	8	1-0	1	.	.
12	Tamarion McDonald	12	35	16	51	4-16	.	1-5	6	2	1-0	.	.	.
2	Jaylen McCollough	10	32	19	51	4-8	.	.	2	3
5	Kamal Hadden	8	23	19	42	3.5-5	.	2-5	2	1	.	1	.	.
10	Juwan Mitchell	9	20	21	41	0.5-0	.	1-48	2	3
30	Roman Harrison	12	16	20	36	6-20	3-17	.	.	5
6	Byron Young	12	19	15	34	10-51	5-32	.	.	14
14	Christian Charles	9	18	15	33	1-0	.	.	.
13	Wesley Walker	12	22	11	33	5.5-22	1-7	.	3
38	Solon Page III	12	15	12	27	3-22	1-9	.	.	1
0	Doneiko Slaughter	11	19	7	26	0.5-1	.	1-0	4	.	1-0	.	.	.
21	Omari Thomas	12	10	14	24	2.5-16	2-15	.	4	4	1-0	1	.	.
11	LaTrell Bumphus	12	11	10	21	3.5-11	.	.	1	3	1-0	1	.	.
9	Tyler Baron	12	10	8	18	6.5-27	2.5-19	.	.	6	.	1	.	.
8	Brandon Turnage	10	13	4	17	1-4	.	1-7	4	1
20	Bryson Eason	12	9	7	16	3.5-8	1.5-3	.	.	1	1-0	.	.	.
95	Da'Jon Terry	12	7	8	15	3.5-15	2-12	.	.	3	.	.	1	.
40	Kalib Perry	12	7	7	14	2	.	.	1	.
4	Warren Burrell	2	8	4	12	.	.	.	1
44	Elijah Herring	12	4	7	11	2.5-16	2-15	.	.	1
17	Andre Turrentine	12	7	4	11
90	Dominic Bailey	12	3	8	11	1-3	.	.	.	1
25	Jourdan Thomas	12	7	3	10
99	Kurott Garland	11	2	8	10	.	.	.	1
42	Tyre West	10	7	2	9	5-20	2-13	.	.	4
19	Joshua Josephs	11	4	5	9	2.5-9	1-7	.	2	5
29	Christian Harrison	7	5	4	9	0.5-1
36	William Wright	8	8	.	8	.	.	1-5
51	Elijah Simmons	12	5	3	8	1-1
28	De'Shawn Rucker	7	8	.	8	.	.	.	1
35	Will Brooks	12	4	1	5	1-0	.	.	.
27	James Pearce Jr.	12	3	2	5	2-16	2-16	.	.	1
7	Romello Edwards	4	2	2	4
34	Trel Riley	3	3	.	3
3	Dee Williams	8	3	.	3	1	.	.
88	Amari McNeill	5	1	1	2	.	.	.	1
31	Nick Humphrey	12	1	1	2	1-0	.	.	.
23	Cheyenne Labruzzo	12	2	.	2
6	Jimmy Holiday	12	2	.	2
97	Jayson Jenkins	1	1	1	2
50	Jordan Phillips	3	.	1	1
15	Kwauze Garland	1	1	.	1
42	Hunter Barnes	1	1	.	1
52	Maurese Smith	2	.	1	1
39	West Shuler	1	1	.	1
58	Isaac Green	3	.	1	1
55	Will Albright	4	1	.	1
46	Noah Young	4	1	.	1
53	Jackson Hannah	1	1	.	1
57	Ben Bolton	3	.	1	1
96	Austin Lewis	2	.	1	1
37	Paxton Brooks	12	1	.	1
Totals		12	479	352	831	87-348	27-187	9-70	41	78	11-0	8	2	0
Opponents		12	473	386	859	49-198	23-119	3-18	28	12	8-11	9	1	0

2022 STATISTICS

TEAM GAME-BY-GAME COMPARISON

Opponent	Score	First Downs				Pen	Rushing Number-Yards	Passing		Yards	Total Offense Plays-Yards	Return Yards	Turn- Overs
		Total	Rush	Pass				Comp-Att-Int					
Ball St.	59-10	32 / 17	13 / 5	15 / 12	4 / 0		51-218 / 27-74	27-35-0 / 27-43-2		351 / 269	86-569 / 70-343	21 / 78	1 / 3
Pittsburgh	34-27	20 / 21	5 / 7	14 / 12	1 / 2		35-91 / 39-141	27-42-0 / 23-44-1		325 / 274	77-416 / 83-415	32 / 36	2 / 2
Akron	63-6	28 / 23	15 / 3	10 / 15	3 / 5		45-238 / 24-35	20-25-0 / 32-46-0		438 / 241	70-676 / 70-276	73 / 124	0 / 1
Florida	38-33	27 / 31	12 / 8	12 / 21	3 / 2		42-227 / 42-141	22-28-0 / 24-45-1		349 / 453	70-576 / 87-594	66 / 44	2 / 2
LSU	40-13	27 / 24	12 / 5	11 / 15	4 / 4		49-263 / 28-55	17-28-0 / 32-45-1		239 / 300	77-502 / 73-355	113 / 22	0 / 2
Alabama	52-49	29 / 32	12 / 9	13 / 21	4 / 2		39-182 / 31-114	21-31-1 / 35-52-0		385 / 455	70-567 / 83-569	22 / 70	2 / 1
UT Martin	65-24	27 / 25	13 / 4	12 / 16	2 / 5		46-201 / 29-76	26-37-1 / 28-47-1		495 / 316	83-696 / 76-392	81 / 18	1 / 2
Kentucky	44-6	19 / 14	9 / 8	9 / 6	1 / 0		40-177 / 36-107	19-25-0 / 16-27-3		245 / 98	65-422 / 63-205	99 / 49	0 / 3
Georgia	13-27	21 / 18	6 / 9	11 / 9	4 / 0		42-94 / 37-130	23-33-1 / 17-25-0		195 / 257	75-289 / 62-387	0 / 24	2 / 2
Missouri	66-24	33 / 16	14 / 6	14 / 7	5 / 3		37-264 / 36-168	28-38-0 / 20-34-0		460 / 221	75-724 / 70-389	4 / 37	0 / 1
South Carolina	38-63	31 / 35	8 / 12	18 / 19	5 / 4		28-152 / 38-153	29-50-0 / 31-38-0		355 / 453	78-507 / 76-606	62 / 45	1 / 0
Vanderbilt	56-0	16 / 17	9 / 10	5 / 5	2 / 2		31-362 / 47-147	12-22-0 / 18-30-0		151 / 107	53-513 / 77-254	116 / 116	0 / 1
Totals	568-282	310 / 273	128 / 86	144 / 158	38 / 29		485-2469 / 414-1341	271-394-3 / 303-476-9		3988 / 3444	879-6457 / 890-4785	689 / 663	11 / 20

Opponents	3rd Down Conversion	4th Down Conversion	Time of Possession	TOP Margin	Avg Yds/Rush	Avg Yds/Pass	Avg Yds/Play	Punting Number-Avg	Penalties Number-Yards	Sacks
Ball St.	5-13 / 5-14	3-3 / 0-2	27:21 / 30:05	-02:44	4.3 / 2.7	10.0 / 6.3	6.6 / 4.9	2-46.5 / 6-36.8	6-48.0 / 12-83.0	0 / 1
Pittsburgh	6-16 / 4-18	1-2 / 3-5	25:05 / 34:55	-09:50	2.6 / 3.6	7.7 / 6.2	5.4 / 5.0	6-35.5 / 2-34.5	7-70.0 / 5-28.0	4 / 3
Akron	6-13 / 1-13	4-4 / 0-0	24:43 / 35:17	-10:34	5.3 / 1.5	17.5 / 5.2	9.7 / 3.9	2-42.5 / 8-38.0	11-118.0 / 9-77.0	4 / 1
Florida	6-9 / 7-15	0-2 / 5-6	25:04 / 34:56	-09:52	5.4 / 3.4	12.5 / 10.1	8.2 / 6.8	0-0.0 / 1-49.0	6-50.0 / 10-47.0	1 / 3
LSU	7-16 / 7-15	3-3 / 0-3	30:23 / 29:37	00:46	5.4 / 2.0	8.5 / 6.7	6.5 / 4.9	2-41.5 / 4-54.0	12-107.0 / 9-81.0	5 / 0
Alabama	5-10 / 6-13	0-2 / 1-1	22:31 / 37:29	-14:58	4.7 / 3.7	12.4 / 8.8	8.1 / 6.9	1-31.0 / 3-38.3	6-39.0 / 17-130.0	1 / 1
UT Martin	15-20 / 3-13	1-1 / 0-2	29:40 / 30:20	-00:40	4.4 / 2.6	13.4 / 6.7	8.4 / 5.2	2-28.0 / 5-40.4	13-109.0 / 5-39.0	2 / 2
Kentucky	5-12 / 2-13	2-2 / 2-3	24:49 / 35:11	-10:22	4.4 / 3.0	9.8 / 3.6	6.5 / 3.3	3-42.7 / 6-39.2	6-50.0 / 5-31.0	4 / 2
Georgia	2-14 / 7-12	3-5 / 0-0	29:00 / 31:00	-02:00	2.2 / 3.5	5.9 / 10.3	3.9 / 6.2	4-38.0 / 4-50.3	9-55.0 / 6-60.0	0 / 6
Missouri	4-11 / 5-17	1-3 / 1-2	26:00 / 34:00	-08:00	7.1 / 4.7	12.1 / 6.5	9.7 / 5.6	2-45.5 / 9-41.2	8-59.0 / 14-120.0	2 / 3
South Carolina	5-12 / 8-11	2-3 / 2-2	21:02 / 38:58	-17:56	5.4 / 4.0	7.1 / 11.9	6.5 / 8.0	3-35.7 / 1-55.0	7-60.0 / 9-75.0	1 / 1
Vanderbilt	0-7 / 3-17	2-3 / 0-4	16:15 / 43:45	-27:30	11.7 / 3.1	6.9 / 3.6	9.7 / 3.3	4-32.5 / 8-42.1	5-35.0 / 6-60.0	3 / 0
Totals	66-153 / 58-171	22-33 / 14-30	301:53 / 415:33	-113:40	5.1 / 3.2	10.1 / 7.2	7.3 / 5.4	31-37.7 / 57-41.7	96-800.0 / 107-831.0	27 / 23

TURNOVERS

TENNESSEE GIVEAWAY/TAKEAWAY

Game	Giveaway			Takeaway			Dif.
	Fum	Int	Tot	Fum	Int	Tot	
Ball State	1	0	1	1	2	3	+2
at Pitt	2	0	2	1	1	2	--
Akron	0	0	0	1	0	1	+1
Florida	2	0	2	1	1	2	--
at LSU	0	0	0	1	1	2	+2
Alabama	1	1	2	1	0	1	-1
UT Martin	0	1	1	1	1	2	+1
Kentucky	0	0	0	0	3	3	+3
at Georgia	1	1	2	2	0	2	--
Missouri	0	0	0	1	0	1	+1
at South Carolina	1	0	1	0	0	0	-1
at Vanderbilt	0	0	0	1	0	1	+1
TOTAL	8	3	11	11	9	20	+9

INTERCEPTIONS

Name	No.	Yds	Avg	TD	Long
Ball State	2	5	2.5	0	5
at Pitt	1	0	0.0	0	0
Akron	-	-	-	-	-
Florida	1	5	5.0	0	5
at LSU	1	0	0.0	0	0
Alabama	-	-	-	-	-
UT Martin	1	5	5.0	0	5
Kentucky	3	55	18.3	0	48
at Georgia	-	-	-	-	-
Missouri	-	-	-	-	-
at South Carolina	-	-	-	-	-
at Vanderbilt	-	-	-	-	-
TOTAL	9	70	7.8	0	48

FUMBLES

Name	No.-Lost
Hendon Hooker	7-3
Jaylen Wright	4-2
Princeton Fant	1-1
Trevon Flowers	1-1
Navy Shuler	1-0
Justin Williams-Thomas	1-1
TEAM	1-0
TOTAL	16-8

OPENING DRIVES

OPENING OFFENSIVE SERIES

Game	1st Half	2nd Half
Ball State	TOUCHDOWN	TOUCHDOWN
at Pitt	Punt	Punt
Akron	Missed FG	TOUCHDOWN
Florida	Fumble	TOUCHDOWN
at LSU	TOUCHDOWN	TOUCHDOWN
Alabama	TOUCHDOWN	Downs
UT Martin	TOUCHDOWN	TOUCHDOWN
Kentucky	TOUCHDOWN	FIELD GOAL
at Georgia	FIELD GOAL	Punt
Missouri	TOUCHDOWN	Punt
at South Carolina	TOUCHDOWN	Punt
at Vanderbilt	TOUCHDOWN	TOUCHDOWN

OPENING DEFENSIVE SERIES

Game	1st Half	2nd Half
Ball State	Interception	TOUCHDOWN
at Pitt	FIELD GOAL	Missed FG
Akron	Punt	Punt
Florida	Downs	TOUCHDOWN
at LSU	Punt	Punt
Alabama	Punt	TOUCHDOWN
UT Martin	Punt	Downs
Kentucky	Punt	Punt
at Georgia	Fumble	FIELD GOAL
Missouri	Punt	TOUCHDOWN
at South Carolina	TOUCHDOWN	Punt
at Vanderbilt	Punt	Downs

UNIFORMS

TENNESSEE UNIFORM COMBOS

Game	Helmet	Jersey	Pants
Ball State	White	Orange	White
at Pitt	White	White	White
Akron	White	Orange	Orange
Florida	White	Orange	White
at LSU	Grey	Grey	Grey
Alabama	White	Orange	White
UT Martin	White	Orange	Orange
Kentucky	Black	Black	Black
at Georgia	White	White	Orange
Missouri	White	Orange	White
at S. Carolina	Orange	White	White
at Vanderbilt	White	White	White

PREGAME

COIN FLIPS

Game	Flip Outcome
Ball State	Ball State Won & Elected to Receive
at Pitt	Pitt Won & Elected to Defer
Akron	UT Won & Elected to Receive
Florida	UF Won & Elected to Receive
at LSU	LSU Won & Elected to Receive
Alabama	UT Won & Elected to Defer
UT Martin	UT Won & Elected to Defer
Kentucky	UK Won & Elected to Defer
at Georgia	UT Won & Elected to Defer
Missouri	Missouri Won & Elected to Receive
at S. Carolina	UT Won & Elected to Defer
at Vanderbilt	UT Won & Elected to Receive

TENNESSEE CAPTAINS

Game	Name(s)
Bowling Green	Paxton Brooks, Jerome Carvin, Hendon Hooker, Jaylen McCollough, Byron Young
at Pitt	Paxton Brooks, Jerome Carvin, Hendon Hooker, Jaylen McCollough, Byron Young
Akron	Jerome Carvin, Hendon Hooker, Jaylen McCollough, Chase McGrath, Byron Young
Florida	Paxton Brooks, Jerome Carvin, Hendon Hooker, Jaylen McCollough, Byron Young
at LSU	Paxton Brooks, Jerome Carvin, Hendon Hooker, Jaylen McCollough, Byron Young
Alabama	Paxton Brooks, Jerome Carvin, Hendon Hooker, Byron Young
UT Martin	Paxton Brooks, Trevon Flowers, Hendon Hooker, Chase McGrath, Byron Young
Kentucky	Paxton Brooks, Jerome Carvin, Trevon Flowers, Hendon Hooker, Byron Young
at Georgia	Paxton Brooks, Jerome Carvin, Trevon Flowers, Hendon Hooker, Byron Young
Missouri	Paxton Brooks, Jerome Carvin, Trevon Flowers, Hendon Hooker, Byron Young
at South Carolina	Paxton Brooks, Jerome Carvin, Trevon Flowers, Hendon Hooker, Byron Young
at Vanderbilt	Paxton Brooks, Jerome Carvin, Jaylen McCollough, Byron Young



2022 STATISTICS

STARTING LINEUPS

Offense	TE	LT	LG	C	RG	RT	WR	WR	QB	TB	RB/FB/TE	WR
Ball State	P. Fant	G. Mincey	J. Carvin	C. Mays	J. Spraggins	D. Wright	B. McCoy	J. Hyatt	H. Hooker	J. Small	--	C. Tillman
at Pitt	J. Warren	G. Mincey	J. Carvin	C. Mays	J. Spraggins	D. Wright	B. McCoy	J. Hyatt	H. Hooker	J. Small	--	C. Tillman
Akron	J. Warren	G. Mincey	J. Carvin	C. Mays	J. Spraggins	D. Wright	B. McCoy	J. Hyatt	H. Hooker	J. Small	--	C. Tillman
Florida	P. Fant	G. Mincey	J. Carvin	C. Mays	J. Spraggins	D. Wright	B. McCoy	J. Hyatt	H. Hooker	J. Small	--	R. Keyton
at LSU	J. Warren	J. Crawford	J. Carvin	C. Mays	J. Spraggins	D. Wright	B. McCoy	J. Hyatt	H. Hooker	J. Small	--	R. Keyton
Alabama	J. Warren	G. Mincey	J. Carvin	C. Mays	J. Spraggins	D. Wright	B. McCoy	J. Hyatt	H. Hooker	J. Small	--	R. Keyton
UT Martin	P. Fant	J. Crawford	J. Carvin	C. Mays	J. Spraggins	D. Wright	B. McCoy	J. Hyatt	H. Hooker	J. Small	--	R. Keyton
Kentucky	J. Warren	J. Crawford	J. Carvin	C. Mays	J. Spraggins	D. Wright	B. McCoy	J. Hyatt	H. Hooker	J. Small	--	C. Tillman
at Georgia	P. Fant	J. Crawford	J. Carvin	C. Mays	J. Spraggins	D. Wright	B. McCoy	J. Hyatt	H. Hooker	J. Small	--	C. Tillman
Missouri	J. Warren	J. Crawford	J. Carvin	C. Mays	J. Spraggins	D. Wright	B. McCoy	J. Hyatt	H. Hooker	J. Small	--	R. Keyton
at S. Carolina	J. Warren	G. Mincey	J. Carvin	C. Mays	J. Spraggins	D. Wright	B. McCoy	J. Hyatt	H. Hooker	J. Small	--	C. Tillman
at Vanderbilt	J. Warren	J. Crawford	J. Carvin	C. Mays	J. Spraggins	D. Wright	J. Hyatt	S. White	J. Milton	J. Small	--	R. Keyton

Defense	LEO	DT	DT	DE	MLB	WLB	SLB	STAR	CB	S	S	CB
Ball State	B. Young	O. Thomas	Ku. Garland	T. Baron	A. Beasley	J. Banks	--	T. McDonald	C. Charles	T. Flowers	J. McCollough	W. Burrell
at Pitt	B. Young	O. Thomas	Ku. Garland	T. Baron	A. Beasley	J. Banks	--	T. McDonald	K. Hadden	T. Flowers	J. McCollough	W. Burrell
Akron	B. Young	O. Thomas	Ku. Garland	T. Baron	A. Beasley	J. Mitchell	--	T. McDonald	C. Charles	T. Flowers	J. McCollough	K. Hadden
Florida	B. Young	O. Thomas	Ku. Garland	L. Bumphus	A. Beasley	J. Mitchell	--	T. McDonald	C. Charles	T. Flowers	J. McCollough	K. Hadden
at LSU	B. Young	O. Thomas	D. Terry	L. Bumphus	J. Mitchell	J. Banks	--	T. McDonald	C. Charles	T. Flowers	J. McCollough	K. Hadden
Alabama	B. Young	O. Thomas	D. Terry	L. Bumphus	J. Mitchell	J. Banks	--	T. McDonald	C. Charles	T. Flowers	D. Slaughter	D. Rucker
UT Martin	B. Young	O. Thomas	D. Terry	L. Bumphus	A. Beasley	J. Banks	--	T. McDonald	B. Turnage	T. Flowers	D. Slaughter	D. Rucker
Kentucky	B. Young	O. Thomas	D. Terry	L. Bumphus	A. Beasley	J. Banks	--	T. McDonald	B. Turnage	T. Flowers	J. McCollough	D. Slaughter
at Georgia	B. Young	O. Thomas	D. Terry	L. Bumphus	A. Beasley	J. Mitchell	--	T. McDonald	B. Turnage	T. Flowers	J. McCollough	D. Slaughter
Missouri	B. Young	O. Thomas	D. Terry	L. Bumphus	J. Mitchell	J. Banks	--	T. McDonald	B. Turnage	T. Flowers	J. McCollough	D. Slaughter
at S. Carolina	B. Young	O. Thomas	D. Terry	L. Bumphus	A. Beasley	J. Mitchell	--	T. McDonald	B. Turnage	T. Flowers	J. McCollough	D. Slaughter
at Vanderbilt	B. Young	O. Thomas	Ku. Garland	L. Bumphus	A. Beasley	J. Banks	--	T. McDonald	C. Charles	W. Walker	J. McCollough	K. Hadden

STARTING EXPERIENCE

OFFENSE	'18	'19	'20	'21	'22	Tot	Strk	DEFENSE	'18	'19	'20	'21	'22	Tot	Strk
Jerome Carvin, OL	6	7	4	13	12	42	27	Jeremy Banks, LB	.	.	.	11	8	19	1
Jeremiah Crawford, OL	6	6	1	Tyler Baron, DL/LB	.	.	.	5	3	8	.
Dayne Davis, OL	.	.	.	3	.	3	.	Aaron Beasley, LB	.	.	.	11	9	20	2
Princeton Fant, TE	.	.	3	7	4	14	.	LaTrell Bumphus, DL	1	6	5	2	9	23	9
Hendon Hooker, QB	.	8*	7*	11	11	37	.	Warren Burrell, DB	.	4	4	12	2	22	.
Jalin Hyatt, WR	.	.	1	1	12	14	12	Christian Charles, DB	.	.	.	1	6	7	1
Ramel Keyton, WR	.	.	3	1	6	10	1	Trevon Flowers, DB	1	2	10	12	11	36	.
Ollie Lane, OL	.	.	.	5	.	5	.	Kurott Garland, DL	.	4	2	2	5	13	1
Cooper Mays, OL	.	.	2	8	12	22	18	Kamal Hadden, DB	.	.	.	2	5	7	1
Bru McCoy, WR	.	.	3*	.	11	14	.	Roman Harrison, DL/LB	.	.	.	1	.	1	.
Walker Merrill, WR	.	.	.	1	.	1	.	Jaylen McCollough, DB	.	6	8	13	10	37	5
Joe Milton III, QB	.	.	5*	2	1	8	1	Tamarion McDonald, DB	.	.	1	.	12	13	12
Gerald Mincey, OL	6	6	.	Juwan Mitchell, LB	.	5*	8*	1	7	21	.
Jabari Small, RB	.	.	.	11	12	23	19	Solon Page III, LB	.	.	.	3	.	3	.
Javontez Spraggins, OL	.	.	1	12	12	25	13	De'Shawn Rucker, DB	2	2	.
Cedric Tillman, WR	.	.	2	13	6	21	.	Elijah Simmons, DL	.	.	2	4	.	6	.
Jacob Warren, TE	.	.	5	6	8	19	3	Doneiko Slaughter, DB	.	.	1	.	6	7	.
Squirrel White, WR	1	1	1	Da'Jon Terry, DL	.	.	2*	.	7	9	.
Darnell Wright, OL	.	7	9	13	12	41	33	Omari Thomas, DL	.	.	.	6	12	18	12
* Starts were recorded while playing for another school								Brandon Turnage, DB	.	.	.	1	5	6	.
								Wesley Walker, DB	.	.	5*	8*	1	14	1
								Byron Young, DL/LB	.	.	.	8	12	20	20
								* Starts were recorded while playing for another school							

2022 STATISTICS

EXPLOSIVE PLAYS (20+ YARDS)

20-YARD PLUS PLAYS

BY TENNESSEE (94)

OFFENSE (78)

Yards	Type	Player(s)	Opp.
*83	Rush	Jaylen Wright	Vandy
*80	Rush	Dylan Sampson	Vandy
*78	Pass	Hooker to Hyatt	Bama
70	Pass	Hooker to McCoy	UF
*68	Pass	Hooker to Hyatt	Mizzou
*66	Pass	Fant to Hyatt	UTM
64	Pass	Milton to White	SC
*64	Pass	Milton to White	UTM
61	Pass	Milton to Hyatt	Vandy
61	Pass	Hooker to Tillman	Pitt
*60	Pass	Hooker to Hyatt	Bama
58	Pass	Milton to White	Mizzou
*57	Pass	Milton to Keyton	Akron
*57	Pass	Hooker to Hyatt	Akron
*55	Pass	Hooker to Hyatt	UK
*53	Pass	Milton to Holiday	BSU
*52	Rush	Jabari Small	Vandy
*50	Rush	Jaylen Wright	Vandy
49	Pass	Hooker to White	UTM
49	Rush	Jabari Small	LSU
48	Pass	Hooker to McCoy	LSU
*48	Pass	Hooker to Hyatt	Akron
47	Pass	Hooker to Hyatt	Akron
47	Pass	Hooker to White	Akron
*46	Pass	Milton to Keyton	Mizzou
45	Rush	Dylan Sampson	UTM
*45	Pass	Hooker to Hyatt	LSU
45	Pass	Hooker to Warren	UF
44	Pass	Hooker to Hyatt	UTM
44	Rush	Hendon Hooker	UF
43	Pass	Hooker to Keyton	UF
42	Rush	Dylan Sampson	Mizzou
*41	Pass	Hooker to Fant	SC
39	Pass	Hooker to Hyatt	UK
39	Rush	Jabari Small	UF
38	Pass	Hooker to McCoy	Mizzou
38	Pass	Milton to Holiday	UTM
38	Pass	Hooker to Keyton	UTM
*38	Pass	Milton to Merrill	Akron
*36	Pass	Hooker to Hyatt	Bama
35	Rush	Jaylen Wright	UK
34	Pass	Milton to Merrill	UTM
33	Rush	Jaylen Wright	BSU
32	Pass	Hooker to McCoy	LSU
*32	Pass	Hooker to McCoy	Pitt
32	Pass	Hooker to Keyton	BSU
*31	Rush	Jabari Small	SC
*31	Pass	Hooker to Hyatt	UK
31	Pass	Hooker to Keyton	Bama
30	Pass	Hooker to Hyatt	Mizzou
29	Rush	Hendon Hooker	SC
29	Pass	Hooker to Hyatt	Mizzou
28	Rush	Hendon Hooker	Mizzou
28	Pass	Hooker to Hyatt	UGA
*28	Pass	Hooker to Tillman	Pitt
27	Pass	Hooker to McCoy	Bama
27	Rush	Dylan Sampson	Akron
27	Rush	Hendon Hooker	Akron
26	Rush	Jabari Small	Mizzou
26	Rush	Hendon Hooker	LSU
25	Rush	Jaylen Wright	UK
25	Rush	Jabari Small	LSU
25	Pass	Hooker to McCoy	LSU
24	Pass	Hooker to Hyatt	Mizzou
24	Pass	Hooker to Warren	Pitt
23	Pass	Milton to Keyton	Vandy
*23	Pass	Hooker to Hyatt	BSU
*22	Pass	Hooker to Hyatt	UTM
22	Pass	Hooker to Warren	Mizzou
22	Rush	Hendon Hooker	UTM
22	Pass	Jackson to Jancek	Akron
*21	Pass	Milton to Tillman	SC
21	Pass	Hooker to Hyatt	UF
21	Rush	Joe Milton III	BSU
20	Rush	Dylan Sampson	Mizzou
20	Rush	Hendon Hooker	Bama
20	Pass	Hooker to Tillman	Pitt
20	Pass	Hooker McCoy	BSU

* touchdown scored on play

DEFENSE (1)

Yards	Type	Player(s)	Opp.
48	INT	Juwan Mitchell	UK

* touchdown scored on play

SPECIAL TEAMS (15)

Yards	Type	Player(s)	Opp.
*73	PR	Dee Williams	Vandy
58	PR	Dee Williams	LSU
34	PR	Dee Williams	UK

34	KR	Jimmy Holiday	UF
33	PR	Dee Williams	UTM
29	KR	Jimmy Holiday	Pitt
27	KR	Jimmy Holiday	UF
25	KR	Jimmy Holiday	SC
25	KR	Jimmy Holiday	SC
25	KR	Jimmy Holiday	LSU
25	KR	Jimmy Holiday	Akron
23	PR	Squirrel White	Akron
21	KR	Jimmy Holiday	Akron
20	PR	Squirrel White	Vandy
20	KR	Jimmy Holiday	LSU

* touchdown scored on play

20-YARD PLUS PLAYS

BY OPPONENT (68)

OFFENSE (58)

Yards	Type	Player(s)	Team
*76	Rush	Israel Abanikanda	Pitt
*60	Pass	Rattler to Vann	SC
*57	Pass	Slovio to Bartholomew	Pitt
52	Pass	Bennett to Smith	UGA
49	Pass	Bennett to McIntosh	UGA
*44	Pass	Richardson to Zipperer	UF
*43	Pass	Cook to Tauskie	Mizzou
42	Pass	Young to Earle	Bama
41	Pass	Winn to Dowell	UTM
40	Rush	Brady Cook	Mizzou
39	Pass	Richardson to Shorter	UF
39	Pass	Richardson to Shorter	UF
*38	Pass	Cook to Lovett	Mizzou
38	Pass	Richardson to Pearsall	UF
*37	Pass	Bennett to McConkey	UGA
37	Pass	Winn to Smoot	UTM
36	Pass	Rattler to Wells Jr.	SC
36	Pass	Rattler to Brooks	SC
36	Pass	Young to Burton	Bama
34	Rush	Ahmarean Brown	SC
33	Pass	Young to Bond	Bama
33	Pass	Paddock to Yo'Heinz	BSU
*31	Pass	Winn to Qualls	UTM
30	Pass	Young to Gibbs	Bama
28	Pass	Rattler to Wells Jr.	SC
28	Pass	Young to Brooks	Bama
28	Pass	Richardson to Shorter	UF
27	Pass	Rattler to Wells Jr.	SC
27	Pass	Young to Latu	Bama
27	Pass	Young to Brooks	Bama
*26	Rush	Jahmyr Gibbs	Bama
26	Pass	Paddock to Kozol	BSU
25	Pass	Rattler to Wells Jr.	SC
25	Pass	Winn to Dowell	UTM
25	Rush	Israel Abanikanda	Pitt
24	Pass	Rattler to Wells Jr.	SC
24	Pass	Levis to Dingle	UK
24	Pass	Richardson to Pearsall	UF
24	Pass	Irons to Adams	Akron
23	Pass	Bennett to McConkey	UGA
23	Pass	Young to Latu	Bama
23	Pass	Daniels to Nabers	LSU
23	Pass	Paddock to Jackson	BSU
22	Rush	Mike Wright	Vandy
22	Pass	Daniels to Jenkins	LSU
22	Pass	Richardson to Henderson	UF
22	Pass	Irons to Jacques-Louis	Akron
22	Pass	Irons to Jacques-Louis	Akron
21	Rush	Matt Hayball	Vandy
21	Pass	Rattler to Bell	SC
21	Pass	Patti to Abanikanda	Pitt
*20	Pass	Rattler to Brooks	SC
20	Rush	Brady Cook	Mizzou
20	Rush	Daijun Edwards	UGA
20	Pass	Young to Holden	Bama
20	Pass	Daniels to Cain	LSU
20	Pass	Daniels to Thomas Jr.	LSU

* touchdown scored on play

DEFENSE (0)

Yards	Type	Player(s)	Team
--			

* touchdown scored on play

SPECIAL TEAMS (10)

Yards	Type	Player(s)	Team
50	KR	Blake Hester	Akron
42	KR	Jayden McGowan	Vandy
34	KR	Jayden McGowan	Vandy
28	KR	Jahmyr Gibbs	Bama
27	KR	Amechi Uzodinma	BSU
26	KR	Josh Vann	SC
24	KR	Shocky Jacques-Louis	Akron
24	PR	P.J. O'Brien	Pitt

UT LONG PLAYS BY THE NUMBERS

Long Plays By Yards	No.	TD	Long Plays By Type	No.	TD
100+	0	0	Rushing	24	5
90-99	0	0	Passing	54	21
80-89	2	2	Punt returns	6	1
70-79	3	2	Kick returns	9	0
60-69	7	4	Interceptions	1	0
50-59	8	6	Fumble returns	0	0
40-49	16	4	Other	0	0
30-39	20	5	TOTAL	94	27
20-29	38	4			

20-YARDS-PLUS BY PLAYER

Player	No.	TD	Rush	Rec	KR	PR	IR	FR
Jalin Hyatt	21	12	0	21	0	0	0	0
Jimmy Holiday	11	1	0	2	9	0	0	0
Bru McCoy	8	1	0	8	0	0	0	0
Hendon Hooker	7	0	7	0	0	0	0	0
Ramel Keyton	7	2	0	7	0	0	0	0
Squirrel White	7	1	0	5	0	2	0	0
Jabari Small	6	2	6	0	0	0	0	0
Dylan Sampson	5	1	5	0	0	0	0	0
Jaylen Wright	5	2	5	0	0	0	0	0
Cedric Tillman	4	2	0	4	0	0	0	0
Dee Williams	4	1	0	0	0	4	0	0
Jacob Warren	3	0	0	3	0	0	0	0
Walker Merrill	2	1	0	2	0	0	0	0
Princeton Fant	1	1	0	1	0	0	0	0
Jack Jancek	1	0	0	1	0	0	0	0
Joe Milton III	1	0	1	0	0	0	0	0
Juwan Mitchell	1	0	0	0	0	0	1	0
TOTAL	94	27	24	54	9	6	1	0

20-YARDS-PLUS BY GAME

Player	No.	TD	R	P	KR	PR	IR	FR
Ball State	6	2	2	4	0	0	0	0
at Pitt	6	2	0	5	1	0	0	0
Akron	12	4	2	7	2	1	0	0
Florida	8	0	2	4	2	0	0	0
at LSU	10	1	3	4	2	1	0	0
Alabama	6	3	1	5	0	0	0	0
UT Martin	11	3	2	8	0	1	0	0
Kentucky	7	2	2	3	0	1	1	0
at Georgia	1	0	0	1	0	0	0	0
Missouri	12	2	4	8	0	0	0	0
at South Carolina	7	3	2	3	2	0	0	0
at Vanderbilt	8	5	4	2	0	2	0	0
TOTAL	94	27	24	54	9	6	1	0

20-YARDS-PLUS OPPONENT BY GAME

Player	No.	TD	R	P	KR	PR	IR	FR
Ball State	5	0	0	3	2	0	0	0
at Pitt	5	2	2	2	0	1	0	0
Akron	5	0	0	3	2	0	0	0
Florida	9	1	0	8	1	0	0	0
at LSU	4	0	0	4	0	0	0	0
Alabama	11	1	1	9	1	0	0	0
UT Martin	4	1	0	4	0	0	0	0
Kentucky	1	0	0	1	0	0	0	0
at Georgia	5	1	1	4	0	0	0	0
Missouri	4	2	2	2	0	0	0	0
at South Carolina	11	2	1	9	1	0	0	0
at Vanderbilt	4	0	2	0	2	0	0	0
TOTAL	68	10	9	49	9	1	0	0

TENNESSEE'S LONGEST PLAYS OF THE YEAR

Rushing	83	Jaylen Wright at Vanderbilt (11/26)
Rushing TD	83	Jaylen Wright at Vanderbilt (11/26)
Passing	78	J. Hyatt from H. Hooker vs. Alabama (10/15)
Passing TD	78	J. Hyatt from H. Hooker vs. Alabama (10/15)
Punt Return	73	Dee Williams at Vanderbilt (11/26)
Kick Return	34	Jimmy Holiday vs. Florida (9/24)
INT Return	48	Juwan Mitchell vs. Kentucky (10/29)
Fumble Return	--	--
Field Goal	51	Chase McGrath at Pitt (9/10)
Punt	54	Paxton Brooks vs. Missouri (11/12)

2022 STATISTICS

TENNESSEE MISCELLANEOUS INDIVIDUAL STATS

GAMES WITH A RECEPTION

Player	'18	'19	'20	'21	'22	Streak	Career
Princeton Fant	...	2	7	9	10	...	28
Grant Frerking	2	1	...	3
Jalin Hyatt	8	8	12	13	28
Jack Jancek	3	...	3
Ramel Keyton	...	3	6	3	9	3	21
Walker Merrill	2	5	1	7
Bru McCoy	6*	...	11	...	17
Hunter Salmon	1	2	1	3
Dylan Sampson	3	...	3
Jabari Small	2	6	8	...	16
Cedric Tillman	1	3	2	12	6	...	24
Jacob Warren	...	1	4	8	8	...	21
Squirrel White	7	3	7
Jaylen Wright	2	2	...	4

FIRST DOWN RECEPTIONS

Player	'18	'19	'20	'21	'22	Career
Princeton Fant	...	1	6	9	10	26
Grant Frerking	1	...	1
Jalin Hyatt	10	10	38	58
Jack Jancek	2	2
Ramel Keyton	...	3	6	4	19	32
Bru McCoy	11*	...	25	36
Walker Merrill	4	4	8
Dylan Sampson	1	1
Jabari Small	1	2	4	7
Cedric Tillman	...	3	2	35	20	60
Jacob Warren	3	8	7	18
Squirrel White	12	12
Jaylen Wright	1	...	1

25+ YARD RECEPTIONS

Player	'18	'19	'20	'21	'22	Career
Princeton Fant	1	1	2
Jalin Hyatt	6	3	16	25
Ramel Keyton	...	2	0	0	6	8
Bru McCoy	2*	...	7	9
Walker Merrill	2	2
Cedric Tillman	...	1	1	14	2	18
Jacob Warren	1	1	1	3
Squirrel White	5	5

GAMES WITH A RECEIVING TOUCHDOWN

Player	'18	'19	'20	'21	'22	Streak	Career
Princeton Fant	1	1	2	...	4
Jalin Hyatt	2	2	7	...	11
Ramel Keyton	3	...	3
Bru McCoy	2*	...	3	...	5
Walker Merrill	3	1	3
Jabari Small	2	...	2
Cedric Tillman	...	1	1	9	2	...	13
Jacob Warren	1	3	4
Squirrel White	1	...	1

GAMES WITH A RUSHING TOUCHDOWN

Player	'18	'19	'20	'21	'22	Streak	Career
Jeremy Banks	2	2
Princeton Fant	4	1	4
Hendon Hooker	1*	4*	5*	5	4	...	19
Tayven Jackson	1	...	1
Joe Milton III	...	1*	2*	1	4
Dylan Sampson	5	1	5
Jabari Small	7	9	3	16
Jaylen Wright	4	7	1	11

10+ YARD RUSHES

Player	'18	'19	'20	'21	'22	Career
Jeremy Banks	4	4
Princeton Fant	1	1
Hendon Hooker	1*	16*	26*	27	18	88
Jalin Hyatt	1	...	1
Tayven Jackson	1	1
Joe Milton III	2*	...	4*	6	2	14
Dylan Sampson	10	10
Jabari Small	4	24	13	41
Patrick Wilk	1	1
Jaylen Wright	16	18	34

20+ YARD RUSHES

Player	'18	'19	'20	'21	'22	Career
Joe Milton III	1*	...	1*	2	1	5
Hendon Hooker	1*	1*	6*	7	7	22
Dylan Sampson	5	5
Jabari Small	6	6	12
Jaylen Wright	1	5	6

GAMES WITH A PASSING TOUCHDOWN

Player	'18	'19	'20	'21	'22	Streak	Career
Princeton Fant	1	...	1
Hendon Hooker	...	7*	5*	12	10	...	34
Joe Milton III	...	1*	2*	2	6	3	11

GAMES WITH MULTIPLE PASSING TOUCHDOWNS

Player	'18	'19	'20	'21	'22	Streak	Career
Hendon Hooker	...	4*	3*	10	10	...	27
Joe Milton III	1*	...	1	...	2

GAMES WITH A TACKLE

Player	'18	'19	'20	'21	'22	Streak	Career
Will Albright	1	...	1
Jeremy Banks	2	3	7	13	10	1	35
Hunter Barnes	1	...	1
Tyler Baron	9	12	8	...	29
Dominic Bailey	1	7	1	8
Aaron Beasley	...	2	3	13	11	9	29
Ben Bolton	1	1	1
Will Brooks	4	1	4
LaTrell Bumphus	...	10	4	3	9	1	26
Warren Burrell	...	7	6	12	2	...	27
Christian Charles	3	8	3	11
Bryson Eason	2	2	11	2	15
Romello Edwards	2	1	2
Trevon Flowers	4	6	10	12	11	...	43
Kurott Garland	...	11	9	8	7	...	35
Kwauze Garland	2	1	...	3
Isaac Green	1	1	...	2
Kamal Hadden	6	8	2	14
Jackson Hannah	1*	1	...	2
Christian Harrison	5	1	5
Roman Harrison	...	5	5	12	11	9	33
Elijah Herring	7	1	7
Nick Humphrey	6	2	...	8
Jayson Jenkins	1	...	1
Joshua Josephs	5	...	5
Cheyenne Labruzzo	1	1	1	2	2	...	7
Austin Lewis	9*	9*	4*	1*	1	...	24
Jaylen McCollough	...	9	9	13	10	5	41
Tamarion McDonald	7	4	11	11	22
Amari McNeill	2	1	2
Juwan Mitchell	...	10*	9*	2	8	5	29
Solon Page III	...	3	1	13	11	4	28
James Pearce Jr.	4	...	4
Kalib Perry	6	2	6
Jordan Phillips	1	1	1
Trel Riley	1	...	1
De'Shawn Rucker	5	4	...	9
Matthew Salansky	2	1	3
West Shuler	1	...	1
Elijah Simmons	6	4	5	1	15
Doneiko Slaughter	3	8	9	...	20
Maurice Smith	1	...	1
Da'Jon Terry	...	2*	7*	10	9	6	28
Jourdan Thomas	6	...	6
Omari Thomas	7	11	10	5	28
Brandon Turnage	4	7	...	11
Andre Turrentine	5	...	5
Wesley Walker	...	2*	10*	10*	9	3	31
Tyre West	6	1	6
Dee Williams	2	1	2
William Wright	1	5	1	6
Byron Young	10	10	5	20

GAMES AS LEADING TACKLER (UT ONLY)

Player	'18	'19	'20	'21	'22	Streak	Career
Jeremy Banks	7	2	...	9
Aaron Beasley	2	3	...	5
Warren Burrell	1	...	1	...	2
Christian Charles	1	...	1
Trevon Flowers	2	1	1	...	4
Kamal Hadden	2	...	2
Tamarion McDonald	2	1	2
Juwan Mitchell	3	...	3
Kalib Perry	1	...	1
Brandon Turnage	1	1
Andre Turrentine	1	...	1
Wesley Walker	1	1	1
Bryon Young	1	1

DOUBLE-DIGIT TACKLE GAMES

Player	'18	'19	'20	'21	'22	Streak	Career
Jeremy Banks	6	6
Aaron Beasley	3	1	...	4
Trevon Flowers	2	1	1	...	4
Jaylen McCollough	1	1
Juwan Mitchell	3*	3
Brandon Turnage	1	1
Wesley Walker	1*	1

*Stats were recorded while playing for another school

2022 STATISTICS

TENNESSEE MISCELLANEOUS TEAM STATS

3rd-Down Conversions

Date	Opponent	Score	Overall	1st Qtr	2nd Qtr	3rd Qtr	4th Qtr	Overtime
09/01/2022	Ball St.	W 59-10	5-13 38.5	1-4 25.0	1-2 50.0	0-2 0.0	3-5 60.0	0-0 0.0
09/10/2022	at Pittsburgh	Wot1 34-27	6-16 37.5	3-6 50.0	2-3 66.7	0-3 0.0	1-4 25.0	0-0 0.0
09/17/2022	Akron	W 63-6	6-13 46.2	2-6 33.3	1-2 50.0	1-3 33.3	2-2 100.0	0-0 0.0
09/24/2022	Florida	W 38-33	6-9 66.7	1-2 50.0	2-3 66.7	1-1 100.0	2-3 66.7	0-0 0.0
10/08/2022	at LSU	W 40-13	7-16 43.8	0-2 0.0	3-6 50.0	3-5 60.0	1-3 33.3	0-0 0.0
10/15/2022	Alabama	W 52-49	5-10 50.0	2-2 100.0	1-3 33.3	1-3 33.3	1-2 50.0	0-0 0.0
10/22/2022	UT Martin	W 65-24	15-20 75.0	7-7 100.0	3-4 75.0	2-5 40.0	3-4 75.0	0-0 0.0
10/29/2022	Kentucky	W 44-6	5-12 41.7	1-4 25.0	1-2 50.0	2-4 50.0	1-2 50.0	0-0 0.0
11/05/2022	at Georgia	L 13-27	2-14 14.3	0-4 0.0	1-3 33.3	0-2 0.0	1-5 20.0	0-0 0.0
11/12/2022	Missouri	W 66-24	4-11 36.4	2-5 40.0	2-3 66.7	0-1 0.0	0-2 0.0	0-0 0.0
11/19/2022	at South Carolina	L 38-63	5-12 41.7	0-1 0.0	3-6 50.0	1-3 33.3	1-2 50.0	0-0 0.0
11/26/2022	at Vanderbilt	W 56-0	0-7 0.0	0-3 0.0	0-2 0.0	0-1 0.0	0-1 0.0	0-0 0.0
Tennessee			66-153 43.1	19-46 41.3	20-39 51.3	11-33 33.3	16-35 45.7	0-0 0.0
Opponents			58-171 33.9	14-40 35.0	14-44 31.8	18-45 40.0	12-40 30.0	0-2 0.0

4th-Down Conversions

Date	Opponent	Score	Overall	1st Qtr	2nd Qtr	3rd Qtr	4th Qtr	Overtime
09/01/2022	Ball St.	W 59-10	3-3 100.0	2-2 100.0	0-0 0.0	1-1 100.0	0-0 0.0	0-0 0.0
09/10/2022	at Pittsburgh	Wot1 34-27	1-2 50.0	0-1 0.0	0-0 0.0	0-0 0.0	1-1 100.0	0-0 0.0
09/17/2022	Akron	W 63-6	4-4 100.0	3-3 100.0	1-1 100.0	0-0 0.0	0-0 0.0	0-0 0.0
09/24/2022	Florida	W 38-33	0-2 0.0	0-0 0.0	0-1 0.0	0-0 0.0	0-1 0.0	0-0 0.0
10/08/2022	at LSU	W 40-13	3-3 100.0	0-0 0.0	1-1 100.0	1-1 100.0	1-1 100.0	0-0 0.0
10/15/2022	Alabama	W 52-49	0-2 0.0	0-0 0.0	0-1 0.0	0-1 0.0	0-0 0.0	0-0 0.0
10/22/2022	UT Martin	W 65-24	1-1 100.0	0-0 0.0	0-0 0.0	1-1 100.0	0-0 0.0	0-0 0.0
10/29/2022	Kentucky	W 44-6	2-2 100.0	2-2 100.0	0-0 0.0	0-0 0.0	0-0 0.0	0-0 0.0
11/05/2022	at Georgia	L 13-27	3-5 60.0	0-0 0.0	1-1 100.0	1-1 100.0	1-3 33.3	0-0 0.0
11/12/2022	Missouri	W 66-24	1-3 33.3	0-1 0.0	1-2 50.0	0-0 0.0	0-0 0.0	0-0 0.0
11/19/2022	at South Carolina	L 38-63	2-3 66.7	0-0 0.0	2-2 100.0	0-0 0.0	0-1 0.0	0-0 0.0
11/26/2022	at Vanderbilt	W 56-0	2-3 66.7	2-2 100.0	0-1 0.0	0-0 0.0	0-0 0.0	0-0 0.0
Tennessee			22-33 66.7	9-11 81.8	6-10 60.0	4-5 80.0	3-7 42.9	0-0 0.0
Opponents			14-30 46.7	3-7 42.9	3-7 42.9	3-7 42.9	4-7 57.1	1-2 50.0

Time of Possession

Date	Opponent	Score	Overall	1st Qtr	2nd Qtr	3rd Qtr	4th Qtr	Overtime
09/01/2022	Ball St.	W 59-10	27:21	04:14	06:18	09:20	07:29	00:00
09/10/2022	at Pittsburgh	Wot1 34-27	25:05	08:03	05:39	04:09	07:14	00:00
09/17/2022	Akron	W 63-6	24:43	06:42	06:42	05:42	05:37	00:00
09/24/2022	Florida	W 38-33	25:04	05:17	06:40	04:49	08:18	00:00
10/08/2022	at LSU	W 40-13	30:23	05:58	06:34	08:49	09:02	00:00
10/15/2022	Alabama	W 52-49	22:31	04:16	07:04	04:54	06:17	00:00
10/22/2022	UT Martin	W 65-24	29:40	08:56	05:53	06:46	08:05	00:00
10/29/2022	Kentucky	W 44-6	24:49	03:32	09:25	06:43	05:09	00:00
11/05/2022	at Georgia	L 13-27	29:00	07:25	06:30	05:47	09:18	00:00
11/12/2022	Missouri	W 66-24	26:00	05:18	08:14	06:48	05:40	00:00
11/19/2022	at South Carolina	L 38-63	21:02	02:56	09:51	05:03	03:12	00:00
11/26/2022	at Vanderbilt	W 56-0	16:15	05:59	03:51	02:58	03:27	00:00
Tennessee			Total 301:53	68:36	82:41	71:48	78:48	00:00
			Avg. 25:09	05:43	06:53	05:59	06:34	00:00
Opponents			Total 415:33	86:31	119:38	85:42	123:42	00:00
			Avg. 34:38	07:13	09:58	07:09	10:18	00:00



2022 STATISTICS

RED ZONE STATS

Tennessee Inside Opponent Red-Zone

Date	Opponent	Score	Times	Times	Total			Rush	Pass	FGs	Failed to score inside RZ					
			In RZ	Scored	Pts	TDs	TDs	TDs	TDs	Made	FGA	Down	Int	Fumb	Half	Game
09/01/2022	Ball St.	W 59-10	7	7	45	6	5	1	1	1	1	0	0	0	0	0
09/10/2022	at Pittsburgh	W 34-27	4	4	24	3	2	1	1	1	1	0	0	0	0	0
09/17/2022	Akron	W 63-6	5	5	35	5	5	0	0	0	0	0	0	0	0	0
09/24/2022	Florida	W 38-33	6	6	38	5	3	2	1	1	1	0	0	0	0	0
10/08/2022	at LSU	W 40-13	6	6	30	3	2	1	3	3	3	0	0	0	0	0
10/15/2022	Alabama	W 52-49	4	4	28	4	2	2	0	0	0	0	0	0	0	0
10/22/2022	UT Martin	W 65-24	7	6	41	6	4	2	0	1	1	0	0	0	0	0
10/29/2022	Kentucky	W 44-6	6	5	30	4	3	1	1	2	2	0	0	0	0	0
11/05/2022	at Georgia	L 13-27	3	2	10	1	1	0	1	1	1	1	0	0	0	0
11/12/2022	Missouri	W 66-24	7	7	49	7	5	2	0	0	0	0	0	0	0	0
11/19/2022	at South Carolina	L 38-63	5	4	24	3	0	3	1	1	1	1	0	0	0	0
11/26/2022	at Vanderbilt	W 56-0	3	3	21	3	2	1	0	0	0	0	0	0	0	0
Totals 59 of 63 (93.7%)			63	59	375	50	34	16	9	11	2	0	0	0	0	0

Opponents Inside Tennessee Red-Zone

Date	Opponent	Score	Times	Times	Total			Rush	Pass	FGs	Failed to score inside RZ					
			In RZ	Scored	Pts	TDs	TDs	TDs	TDs	Made	FGA	Down	Int	Fumb	Half	Game
09/01/2022	Ball St.	W 59-10	2	2	10	1	0	1	1	1	1	0	0	0	0	0
09/10/2022	Pittsburgh	W 34-27	5	3	13	1	0	1	2	3	3	1	0	0	0	0
09/17/2022	Akron	W 63-6	3	2	6	0	0	0	2	2	2	0	0	1	0	0
09/24/2022	Florida	W 38-33	6	4	26	4	3	1	0	0	0	1	0	1	0	0
10/08/2022	LSU	W 40-13	4	2	13	2	1	1	0	0	0	1	1	0	0	0
10/15/2022	Alabama	W 52-49	6	6	34	4	2	2	2	2	2	0	0	0	0	0
10/22/2022	UT Martin	W 65-24	4	3	17	2	1	1	1	2	2	0	0	0	0	0
10/29/2022	Kentucky	W 44-6	2	1	6	1	1	0	0	0	0	0	1	0	0	0
11/05/2022	Georgia	L 13-27	4	4	20	2	1	1	2	2	2	0	0	0	0	0
11/12/2022	Missouri	W 66-24	2	2	10	1	0	1	1	1	1	0	0	0	0	0
11/19/2022	South Carolina	L 38-63	8	8	56	8	3	5	0	0	0	0	0	0	0	0
11/26/2022	Vanderbilt	W 56-0	2	0	0	0	0	0	0	1	1	1	0	0	0	0
Totals 37 of 48 (77.1%)			48	37	211	26	12	14	11	14	4	2	2	0	0	0

2022 STATISTICS

OFFENSIVE GAME-BY-GAME

Passing

#3 Tayven Jackson	Comp	Att	Int	Pct	Yards	TD	Long	Sacked	Effic.
Akron	2	2	0	100.0	28	0	22	0-0	217.6
UT Martin	1	2	0	50.0	9	0	9	1-5	87.8
Totals	3	4	0	75.0	37	0	22	1-5	152.7

#5 Hendon Hooker	Comp	Att	Int	Pct	Yards	TD	Long	Sacked	Effic.
Ball St.	18	25	0	72.0	221	2	32	1-1	172.7
Pittsburgh	27	42	0	64.3	325	2	61	3-15	145.0
Akron	14	18	0	77.8	298	2	57	1-3	253.5
Florida	22	28	0	78.6	349	2	70	3-15	206.8
LSU	17	27	0	63.0	239	2	48	0-0	161.8
Alabama	21	30	1	70.0	385	5	78	1-7	226.1
UT Martin	18	24	0	75.0	276	3	49	1-5	212.9
Kentucky	19	25	0	76.0	245	3	55	2-16	197.9
Georgia	23	33	1	69.7	195	0	28	6-30	113.3
Missouri	25	35	0	71.4	355	3	68	4-16	184.9
South Carolina	25	42	0	59.5	247	3	41	1-10	132.5
Totals	229	329	2	69.6	3135	27	78	23-118	175.5

#7 Joe Milton III	Comp	Att	Int	Pct	Yards	TD	Long	Sacked	Effic.
Ball St.	8	9	0	88.9	113	1	53	0-0	231.0
Akron	4	5	0	80.0	112	2	57	0-0	400.2
Alabama	0	1	0	0.0	0	0	0	0-0	0.0
UT Martin	4	7	0	57.1	135	1	64	0-0	266.3
Missouri	3	3	0	100.0	105	1	58	0-0	504.0
South Carolina	4	8	0	50.0	108	1	64	0-0	204.7
Vanderbilt	11	21	0	52.4	147	1	61	0-0	126.9
Totals	34	54	0	63.0	720	7	64	0-0	217.7

#13 Gaston Moore	Comp	Att	Int	Pct	Yards	TD	Long	Sacked	Effic.
Ball St.	1	1	0	100.0	17	0	17	0-0	242.8
UT Martin	2	3	1	66.7	9	0	5	0-0	25.2
Vanderbilt	1	1	0	100.0	4	0	4	0-0	133.6
Totals	4	5	1	80.0	30	0	17	0-0	90.4

#88 Princeton Fant	Comp	Att	Int	Pct	Yards	TD	Long	Sacked	Effic.
UT Martin	1	1	0	100.0	66	1	66	0-0	984.4
Totals	1	1	0	100.0	66	1	66	0-0	984.4



2022 STATISTICS

OFFENSIVE GAME-BY-GAME

Rushing

Player	No-Yds/TD	BSU	UP	UA	UF	LSU	Bama	UTM	UK	UGa	MIZ	USC	Vandy
Jabari Small	144-696/12	13-63/1	10-17/2	2-14/0	19-90/1	22-127/2	12-53/1	11-33/1	21-78/0	3-8/0	9-54/1	11-80/1	11-79/2
Jaylen Wright	135-786/10	13-88/1	9-47/0	23-96/2	10-25/1	12-59/0	12-71/0	6-19/0	7-73/1	21-69/1	11-51/2	6-28/0	5-160/2
Hendon Hooker	104-430/5	5-12/2	15-27/0	2-24/0	13-112/1	10-56/0	14-56/0	4-28/0	10-23/1	18-17/0	8-50/1	5-25/0	DNP
Dylan Sampson	58-397/6	10-32/1	DNP	8-57/2	DNP	2-14/0	DNP	13-62/1	1-1/0	-	8-98/1	4-2/0	12-131/1
Justin Williams-Thomas	11-37/0	3-6/0	DNP	5-22/0	DNP	DNP	DNP	3-9/0	DNP	DNP	DNP	DNP	DNP
Patrick Wilk	10-44/0	4-14/0	DNP	4-24/0	DNP	DNP	DNP	2-6/0	DNP	DNP	DNP	DNP	DNP
Joe Milton III	7-72/0	1-21/0	DNP	-	DNP	DNP	-	3-23/0	-	DNP	1-11/0	2-17/0	-
Princeton Fant	6-17/5	-	-	-	-	-	1-2/1	2-12/2	1-2/1	-	-	-	2-1/1
Tayven Jackson	4-10/1	1-0/0	DNP	1-1/1	DNP	DNP	DNP	2-9/0	DNP	DNP	DNP	DNP	DNP
Squirrel White	1-5/0	-	-	-	-	1-5/0	DNP	-	-	-	-	-	-
Bru McCoy	1-3/0	-	-	-	-	1-3/0	-	-	-	-	-	-	DNP
Jalin Hyatt	1-0/0	-	1-0/0	-	-	-	-	-	-	-	-	-	-
Navy Shuler	1--18/0	1--18/0	DNP	DNP	DNP	DNP	DNP	DNP	DNP	DNP	DNP	DNP	DNP

Receiving

Player	No-Yds/TD	BSU	UP	UA	UF	LSU	Bama	UTM	UK	UGa	MIZ	USC	Vandy
Jalin Hyatt	67-1267/15	2-28/1	11-73/0	5-166/2	5-58/0	4-63/2	6-207/5	7-174/2	5-138/2	6-63/0	7-146/1	6-65/0	3-86/0
Bru McCoy	48-619/3	3-42/0	4-58/1	1-9/0	5-102/1	7-140/0	2-38/0	2-8/0	6-54/0	6-38/0	9-111/0	3-19/1	DNP
Cedric Tillman	37-417/3	6-68/0	9-162/1	2-16/0	DNP	DNP	DNP	DNP	4-22/0	7-68/0	DNP	9-81/2	DNP
Ramel Keyton	27-486/4	4-57/0	-	1-57/1	3-69/0	2-19/0	5-78/0	5-77/2	-	-	2-60/1	2-33/0	3-36/0
Squirrel White	21-373/1	3-25/0	-	1-47/0	-	1-1/0	DNP	5-122/1	-	-	2-64/0	5-96/0	4-18/0
Princeton Fant	20-222/3	-	1-8/0	2-23/0	5-43/0	2-13/0	3-24/0	1-17/0	1-11/0	1-5/0	2-21/2	2-57/1	-
Jacob Warren	12-163/0	-	1-24/0	1-17/0	1-45/0	-	2-13/0	-	1-3/0	3-21/0	2-34/0	1-6/0	-
Jabari Small	12-106/2	1-12/0	1-0/0	-	3-32/1	1-3/0	2-20/0	1-9/0	2-17/1	-	1-13/0	-	-
Walker Merrill	8-116/3	2-21/1	-	2-46/1	-	-	-	2-41/0	-	-	1-1/0	-	1-7/1
Jimmy Holiday	6-106/1	4-62/1	-	1-6/0	-	-	-	1-38/0	-	-	-	-	-
Jack Jancek	3-44/0	1-17/0	-	1-22/0	DNP	DNP	DNP	1-5/0	DNP	DNP	DNP	DNP	-
Dylan Sampson	3-24/0	1-19/0	DNP	-	DNP	-	DNP	-	-	-	1-7/0	1--2/0	-
Jimmy Calloway	2-20/0	-	-	2-20/0	DNP	DNP	-	-	-	-	-	-	DNP
Hunter Salmon	2-13/0	-	DNP	1-9/0	DNP	-	DNP	-	-	-	-	-	1-4/0
Jaylen Wright	2-8/0	-	-	-	-	-	1-5/0	-	-	-	1-3/0	-	-
Grant Frerking	1-4/0	-	DNP	-	DNP	DNP	DNP	1-4/0	DNP	DNP	-	DNP	DNP

2022 STATISTICS

DEFENSIVE GAME-BY-GAME

Total Tackles

Player	S-A	Total	BSU	UP	UA	UF	LSU	Bama	UTM	UK	UGa	MIZ	USC	Vandy
Aaron Beasley	29-35	64	2-6	7-7	-	3-1	3-6	1-1	1-1	2-3	4-0	2-3	3-2	1-5
Trevon Flowers	34-23	57	3-4	4-3	2-0	3-2	2-3	7-4	3-0	3-3	3-0	3-1	1-3	DNP
Jeremy Banks	33-20	53	2-4	3-0	5-0	5-2	1-1	4-2	-	2-4	4-3	3-1	DNP	4-3
Tamarion McDonald	35-16	51	-	2-1	2-1	1-0	3-2	6-3	4-0	1-1	3-3	4-0	5-1	4-4
Jaylen McCollough	32-19	51	1-3	3-1	3-1	3-1	5-2	DNP	DNP	2-2	3-3	4-0	4-3	4-3
Kamal Hadden	23-19	42	1-2	4-3	2-0	5-2	3-5	DNP	DNP	DNP	0-1	DNP	4-5	4-1
Juwan Mitchell	20-21	41	DNP	DNP	1-0	2-1	-	1-3	DNP	2-6	5-3	4-2	3-3	2-3
Roman Harrison	16-20	36	0-1	2-3	-	1-1	1-5	2-1	0-1	0-5	1-2	1-0	5-0	3-1
Byron Young	19-15	34	-	3-1	0-1	3-1	2-3	1-1	-	1-3	0-1	4-0	4-1	1-3
Wesley Walker	22-11	33	1-3	3-0	-	-	3-0	2-1	3-0	3-1	-	2-0	1-2	4-4
Christian Charles	18-15	33	3-5	-	1-0	3-1	6-1	3-5	DNP	DNP	DNP	1-1	1-1	0-1
Solon Page III	15-12	27	0-1	2-0	3-0	1-2	1-2	0-2	2-0	-	1-1	1-0	1-3	3-1
Doneiko Slaughter	19-7	26	1-0	-	1-0	-	0-2	5-3	1-0	1-0	5-1	1-1	4-0	DNP
Omari Thomas	10-14	24	0-4	3-1	-	3-2	0-2	1-1	-	1-0	1-0	0-1	0-2	1-1
LaTrell Bumphus	11-10	21	-	0-1	1-0	2-2	1-1	0-1	-	1-2	3-0	1-1	-	2-2
Tyler Baron	10-8	18	-	2-2	1-1	1-0	0-2	1-1	-	0-2	-	4-0	1-0	-
Brandon Turnage	13-4	17	1-1	DNP	3-0	-	-	1-1	1-0	0-2	-	2-0	5-0	DNP
Bryson Eason	9-7	16	0-2	0-1	1-1	1-0	0-1	1-0	2-0	1-0	1-0	-	0-1	2-1
Da'Jon Terry	7-8	15	1-0	-	-	2-0	0-1	-	0-1	1-1	1-1	1-1	1-2	0-1
Kalib Perry	7-7	14	-	-	2-0	-	-	0-1	2-2	1-3	-	-	2-0	0-1
Warren Burrell	8-4	12	5-3	3-1	DNP	DNP	DNP	DNP	DNP	DNP	DNP	DNP	DNP	DNP
Andre Turrentine	7-4	11	2-2	-	1-0	-	-	-	3-1	0-1	-	1-0	-	-
Elijah Herring	4-7	11	0-1	-	2-1	-	-	0-1	1-2	-	1-0	0-1	-	0-1
Dominic Bailey	3-8	11	-	-	0-1	1-0	0-3	0-1	-	-	2-1	0-1	-	0-1
Jourdan Thomas	7-3	10	1-0	1-0	-	1-0	-	-	1-0	2-2	-	1-1	-	-
Kurott Garland	2-8	10	0-1	-	-	1-0	0-1	0-1	DNP	1-2	0-2	-	0-1	-
Tyre West	7-2	9	1-0	DNP	2-0	0-1	1-0	DNP	1-1	-	-	-	-	2-0
Christian Harrison	5-4	9	1-2	DNP	2-0	DNP	DNP	DNP	0-2	1-0	DNP	-	-	1-0
Joshua Josephs	4-5	9	0-2	DNP	3-0	0-1	1-1	-	0-1	-	-	-	-	-
De'Shawn Rucker	8-0	8	DNP	DNP	2-0	1-0	-	2-0	3-0	-	DNP	-	DNP	DNP
William Wright	8-0	8	DNP	DNP	DNP	DNP	-	2-0	3-0	1-0	-	1-0	-	1-0
Elijah Simmons	5-3	8	2-0	0-1	-	2-0	-	-	-	0-1	-	0-1	-	1-0
Will Brooks	4-1	5	-	-	1-0	1-0	-	1-0	-	-	-	-	-	1-1
James Pearce Jr.	3-2	5	-	1-0	1-1	-	-	-	0-1	-	-	1-0	-	-
Romello Edwards	2-2	4	DNP	DNP	-	DNP	DNP	DNP	2-1	-	DNP	DNP	DNP	0-1
Trel Riley	3-0	3	DNP	DNP	-	DNP	DNP	DNP	3-0	-	DNP	DNP	DNP	DNP
Dee Williams	3-0	3	DNP	DNP	DNP	DNP	-	-	2-0	-	-	-	-	1-0
Cheyenne Labruzzo	2-0	2	-	-	-	-	1-0	-	-	1-0	-	-	-	-
Jimmy Holiday	2-0	2	-	-	-	-	-	-	-	-	-	1-0	-	1-0
Jayson Jenkins	1-1	2	1-1	DNP	DNP	DNP	DNP	DNP	DNP	DNP	DNP	DNP	DNP	DNP
Nick Humphrey	1-1	2	-	-	-	1-0	-	-	0-1	-	-	-	-	-
Amari McNeill	1-1	2	-	DNP	-	DNP	DNP	DNP	1-0	DNP	DNP	-	DNP	0-1
Kwauze Garland	1-0	1	1-0	DNP	DNP	DNP	DNP	DNP	DNP	DNP	DNP	DNP	DNP	DNP
Will Albright	1-0	1	DNP	-	1-0	-	DNP	DNP	-	DNP	DNP	DNP	DNP	DNP
Noah Young	1-0	1	-	-	1-0	-	DNP	DNP	DNP	DNP	DNP	DNP	DNP	DNP
Jackson Hannah	1-0	1	DNP	DNP	1-0	DNP	DNP	DNP	DNP	DNP	DNP	DNP	DNP	DNP
Hunter Barnes	1-0	1	DNP	DNP	1-0	DNP	DNP	DNP	DNP	DNP	DNP	DNP	DNP	DNP
West Shuler	1-0	1	DNP	DNP	1-0	DNP	DNP	DNP	DNP	DNP	DNP	DNP	DNP	DNP
Paxton Brooks	1-0	1	-	-	-	-	-	-	-	-	-	-	-	1-0
Ben Bolton	0-1	1	DNP	DNP	-	DNP	DNP	-	DNP	DNP	DNP	DNP	DNP	0-1
Isaac Green	0-1	1	-	DNP	-	DNP	DNP	DNP	0-1	DNP	DNP	DNP	DNP	DNP
Maurese Smith	0-1	1	DNP	DNP	-	DNP	DNP	DNP	0-1	DNP	DNP	DNP	DNP	DNP
Jordan Phillips	0-1	1	-	DNP	-	DNP	DNP	DNP	DNP	DNP	DNP	DNP	DNP	0-1
Austin Lewis	0-1	1	DNP	DNP	-	DNP	DNP	DNP	0-1	DNP	DNP	DNP	DNP	DNP

2022 STATISTICS

DEFENSIVE GAME-BY-GAME

Tackles For Loss

Player	UA-A	Total	BSU	UP	UA	UF	LSU	Bama	UTM	UK	UGa	MIZ	USC	Vandy
Byron Young	8-4	10.0	-	2.0-7	-	-	2.5-17	-	-	1.5-9	-	-	3.0-6	1.0-12
Aaron Beasley	8-2	9.0	-	1.0-3	-	-	1.5-3	1.0-5	0.5-1	1.0-1	1.0-4	-	3.0-14	-
Tyler Baron	6-1	6.5	-	2.0-12	-	-	-	-	-	0.5-5	-	4.0-10	-	-
Roman Harrison	3-6	6.0	-	1.0-1	-	0.5-0	1.5-8	-	0.5-1	-	-	-	-	2.5-10
Wesley Walker	5-1	5.5	-	1.0-7	-	-	-	-	-	3.0-9	-	-	-	1.5-6
Tyre West	5-0	5.0	-	DNP	2.0-3	-	-	DNP	1.0-3	-	-	-	-	2.0-14
Jeremy Banks	3-3	4.5	-	-	1.0-4	0.5-1	1.0-4	-	-	-	1.5-3	-	DNP	0.5-1
Jaylen McCollough	4-0	4.0	-	-	1.0-5	-	-	DNP	DNP	-	-	1.0-1	1.0-1	1.0-1
Tamarion McDonald	2-4	4.0	-	1.0-3	1.0-12	-	-	1.0-1	-	-	-	-	-	1.0-0
Da'Jon Terry	3-1	3.5	-	-	-	1.0-4	-	-	0.5-2	1.0-8	-	-	1.0-1	-
Bryson Eason	3-1	3.5	-	-	1.0-1	-	0.5-2	-	-	-	1.0-2	-	-	1.0-3
LaTrell Bumphus	3-1	3.5	-	-	-	1.0-2	-	0.5-2	-	-	2.0-7	-	-	-
Kamal Hadden	3-1	3.5	-	-	1.0-1	1.0-1	-	DNP	DNP	DNP	-	DNP	0.5-1	1.0-2
Solon Page III	3-0	3.0	-	-	-	-	-	-	2.0-18	-	-	-	-	1.0-4
Joshua Josephs	2-1	2.5	0.5-0	DNP	1.0-2	-	1.0-7	-	-	-	-	-	-	-
Omari Thomas	2-1	2.5	-	-	-	-	0.5-1	1.0-14	-	1.0-1	-	-	-	-
Elijah Herring	2-1	2.5	-	-	2.0-15	-	-	-	0.5-1	-	-	-	-	-
James Pearce Jr.	2-0	2.0	-	-	1.0-9	-	-	-	-	-	-	1.0-7	-	-
Trevon Flowers	1-1	1.5	-	1.0-12	-	-	-	-	-	-	-	-	0.5-0	DNP
Brandon Turnage	1-0	1.0	-	DNP	-	-	-	-	-	-	-	1.0-4	-	DNP
Elijah Simmons	1-0	1.0	1.0-1	-	-	-	-	-	-	-	-	-	-	-
Dominic Bailey	0-2	1.0	-	-	-	-	-	0.5-1	-	-	-	-	-	0.5-2
Christian Harrison	0-1	0.5	0.5-1	DNP	-	DNP	DNP	DNP	-	-	DNP	-	-	-
Juwan Mitchell	0-1	0.5	DNP	DNP	-	-	-	-	DNP	-	0.5-0	-	-	-
Doneiko Slaughter	0-1	0.5	-	-	-	-	0.5-1	-	-	-	-	-	-	DNP

Sacks

Player	UA-A	Total	BSU	UP	UA	UF	LSU	Bama	UTM	UK	UGa	MIZ	USC	Vandy
Byron Young	3-4	5	-	1-6	-	-	2.5-17	-	-	1.5-9	-	-	-	-
Roman Harrison	2-2	3	-	-	-	-	1-8	-	-	-	-	-	-	2-9
Tyler Baron	2-1	2.5	-	1-9	-	-	-	-	-	0.5-5	-	1-5	-	-
Omari Thomas	2-0	2	-	-	-	-	-	1-14	-	1-1	-	-	-	-
James Pearce Jr.	2-0	2	-	-	1-9	-	-	-	-	-	-	1-7	-	-
Tyre West	2-0	2	-	DNP	-	-	-	DNP	1-3	-	-	-	-	1-10
Elijah Herring	2-0	2	-	-	2-15	-	-	-	-	-	-	-	-	-
Da'Jon Terry	2-0	2	-	-	-	1-4	-	-	-	1-8	-	-	-	-
Bryson Eason	1-1	1.5	-	-	1-1	-	0.5-2	-	-	-	-	-	-	-
Trevon Flowers	1-0	1	-	1-12	-	-	-	-	-	-	-	-	-	DNP
Wesley Walker	1-0	1	-	1-7	-	-	-	-	-	-	-	-	-	-
Joshua Josephs	1-0	1	-	DNP	-	-	1-7	-	-	-	-	-	-	-
Aaron Beasley	1-0	1	-	-	-	-	-	-	-	-	-	-	1-10	-
Solon Page III	1-0	1	-	-	-	-	-	-	1-9	-	-	-	-	-

2022 STATISTICS

FUMBLES GAME-BY-GAME

Fumbles

Player	No-Lost	BSU	UP	UA	UF	LSU	Bama	UTM	UK	UGa	MIZ	USC	Vandy
Hendon Hooker	7-3	-	-	-	2-1	2-0	1-1	-	-	1-0	-	1-1	DNP
Jaylen Wright	4-2	1-0	1-1	-	-	1-0	-	-	-	1-1	-	-	-
Trevon Flowers	1-1	-	1-1	-	-	-	-	-	-	-	-	-	DNP
Navy Shuler	1-0	1-0	DNP	DNP	DNP	DNP	DNP	DNP	DNP	DNP	DNP	DNP	DNP
Justin Williams-Thomas	1-1	1-1	DNP	-	DNP	DNP	DNP	-	DNP	DNP	DNP	DNP	DNP

Fumbles Forced

Player	Number	BSU	UP	UA	UF	LSU	Bama	UTM	UK	UGa	MIZ	USC	Vandy
Trevon Flowers	2	-	-	-	-	-	-	1	-	1	-	-	DNP
Dee Williams	1	DNP	DNP	DNP	DNP	-	-	-	-	-	-	-	1
Kamal Hadden	1	-	1	-	-	-	DNP	DNP	DNP	-	DNP	-	-
Tyler Baron	1	-	1	-	-	-	-	-	-	-	-	-	-
LaTrell Bumphus	1	-	-	-	-	-	-	-	-	1	-	-	-
Omari Thomas	1	-	-	-	1	-	-	-	-	-	-	-	-
Jeremy Banks	1	-	-	1	-	-	-	-	-	-	-	DNP	-

Fumbles Recovered

Player	Number	BSU	UP	UA	UF	LSU	Bama	UTM	UK	UGa	MIZ	USC	Vandy
Doneiko Slaughter	1	-	-	-	-	-	-	-	-	-	1	-	DNP
LaTrell Bumphus	1	-	-	1	-	-	-	-	-	-	-	-	-
Tamarion McDonald	1	-	-	-	-	-	-	-	-	1	-	-	-
Christian Charles	1	-	-	-	-	-	1	DNP	DNP	DNP	-	-	-
Bryson Eason	1	-	-	-	-	-	-	-	-	1	-	-	-
Omari Thomas	1	-	1	-	-	-	-	-	-	-	-	-	-
Aaron Beasley	1	-	-	-	-	-	-	1	-	-	-	-	-
Nick Humphrey	1	-	-	-	-	-	-	-	-	-	-	-	1
Jeremy Banks	1	-	-	-	1	-	-	-	-	-	-	DNP	-
Will Brooks	1	-	-	-	-	1	-	-	-	-	-	-	-

RETURNS GAME-BY-GAME

Punt Returns

Player	No-Yds	BSU	UP	UA	UF	LSU	Bama	UTM	UK	UGa	MIZ	USC	Vandy
Dee Williams	14-272	DNP	DNP	DNP	DNP	1-58	1-12	4-49	2-44	-	2-4	1-9	3-96
Trevon Flowers	3-7	-	2-3	1-4	-	-	-	-	-	-	-	-	DNP
Squirrel White	2-43	-	-	1-23	-	-	DNP	-	-	-	-	-	1-20

Kick Returns

Player	No-Yds	BSU	UP	UA	UF	LSU	Bama	UTM	UK	UGa	MIZ	USC	Vandy
Jimmy Holiday	14-281	1-16	1-29	2-46	2-61	3-55	1-10	1-11	-	-	-	3-53	-
Doneiko Slaughter	1-16	-	-	-	-	-	-	1-16	-	-	-	-	DNP

Interceptions Returns

Player	No-Yds	BSU	UP	UA	UF	LSU	Bama	UTM	UK	UGa	MIZ	USC	Vandy
Kamal Hadden	2-5	1-0	-	-	1-5	-	DNP	DNP	DNP	-	DNP	-	-
Trevon Flowers	2-0	-	1-0	-	-	1-0	-	-	-	-	-	-	DNP
Juwan Mitchell	1-48	DNP	DNP	-	-	-	-	DNP	1-48	-	-	-	-
Brandon Turnage	1-7	-	DNP	-	-	-	-	-	1-7	-	-	-	DNP
Tamarion McDonald	1-5	1-5	-	-	-	-	-	-	-	-	-	-	-
William Wright	1-5	DNP	DNP	DNP	DNP	-	-	1-5	-	-	-	-	-
Doneiko Slaughter	1-0	-	-	-	-	-	-	-	1-0	-	-	-	DNP

Fumble Returns

Player	No-Yds	BSU	UP	UA	UF	LSU	Bama	UTM	UK	UGa	MIZ	USC	Vandy
Doneiko Slaughter	1-0	-	-	-	-	-	-	-	-	-	1-0	-	DNP
LaTrell Bumphus	1-0	-	-	1-0	-	-	-	-	-	-	-	-	-
Tamarion McDonald	1-0	-	-	-	-	-	-	-	-	1-0	-	-	-
Christian Charles	1-0	-	-	-	-	-	1-0	DNP	DNP	DNP	-	-	-
Bryson Eason	1-0	-	-	-	-	-	-	-	-	1-0	-	-	-
Omari Thomas	1-0	-	1-0	-	-	-	-	-	-	-	-	-	-
Aaron Beasley	1-0	-	-	-	-	-	-	1-0	-	-	-	-	-
Nick Humphrey	1-0	-	-	-	-	-	-	-	-	-	-	-	1-0
Jeremy Banks	1-0	-	-	-	1-0	-	-	-	-	-	-	DNP	-
Will Brooks	1-0	-	-	-	-	1-0	-	-	-	-	-	-	-

2022 STATISTICS

TENNESSEE SCORING DRIVES

Opponent	Plays	Yards	TOP	Result	Qtr.	Time	How Scored
Ball State	1	23	0:09	TD	1	14:37	Hyatt 23-yd rec.
Ball State	8	46	1:45	FG	1	8:03	McGrath 33-yd FG
Ball State	8	34	2:20	TD	1	4:02	Hooker 1-yd rush
Ball State	11	76	3:08	TD	2	14:29	Hooker 3-rd rush
Ball State	6	53	1:32	TD	2	4:33	Small 7-yd rush
Ball State	8	62	2:34	TD	2	1:45	Merrill 16-yd rec.
Ball State	11	94	3:02	TD	3	11:52	Wright 3-yd rush
Ball State	13	78	6:05	TD	3	1:48	Sampson 2-yd rush
Ball State	7	93	2:08	TD	4	13:04	Holiday 53-yd rec.
at Pitt	11	80	3:14	TD	1	1:02	Small 1-yd rush
at Pitt	9	71	3:13	TD	2	10:04	McCoy 32-yd rec.
at Pitt	3	66	0:35	TD	2	4:56	Small 1-yd rush
at Pitt	3	8	0:14	FG	2	0:00	McGrath 37-yd FG
at Pitt	15	41	5:10	FG	4	8:57	McGrath 51-yd FG
at Pitt	2	25	--	TD	OT	--	Tillman 28-yd rec.
Akron	7	74	1:52	TD	1	8:39	Wright 2-yd rush
Akron	5	79	1:49	TD	1	5:52	Sampson 9-yd rush
Akron	6	80	2:04	TD	2	14:40	Hyatt 57-yard rec.
Akron	8	78	2:40	TD	2	6:47	Sampson 11-yd rush
Akron	5	80	1:58	TD	2	0:56	Hyatt 48-yd rec.
Akron	5	55	1:46	TD	3	10:15	Wright 1-yd rush
Akron	1	57	0:04	TD	3	0:00	Keyton 57-yd rec.
Akron	2	47	0:14	TD	4	6:22	Merrill 38-yd rec.
Akron	12	75	5:23	TD	4	0:59	Jackson 1-yd rush
Florida	10	51	3:24	FG	1	1:11	McGrath 32-yd FG
Florida	3	75	0:42	TD	2	11:59	Hooker 4-yd rush
Florida	12	99	2:43	TD	2	0:07	McCoy 1-yd rec.
Florida	10	73	2:47	TD	3	12:08	Small 16-yd rec.
Florida	5	62	1:49	TD	3	3:58	Small 1-yd rush
Florida	10	87	4:39	TD	4	7:55	Wright 5-yd rush
at LSU	5	27	1:13	TD	1	13:46	Small 1-yd rush
at LSU	4	8	1:23	FG	1	11:08	McGrath 35-yd FG
at LSU	11	68	3:22	FG	1	2:26	McGrath 38-yd FG
at LSU	1	45	0:07	TD	2	14:39	Hyatt 45-yd rec.
at LSU	5	32	0:23	FG	2	0:00	McGrath 32-yd FG
at LSU	8	76	3:07	TD	3	11:47	Hyatt 14-yd rec.
at LSU	8	92	3:19	TD	3	2:13	Small 5-yd rush
at LSU	13	81	8:47	FG	4	2:39	McGrath 32-yd FG
Alabama	7	56	1:58	TD	1	10:18	Small 1-yd rush
Alabama	5	75	1:16	TD	1	6:43	Hyatt 36-yd rec.
Alabama	4	35	1:02	TD	1	3:59	Hyatt 11-yd rec.
Alabama	3	40	1:01	TD	2	11:41	Fant 2-yd rush
Alabama	3	75	0:55	TD	3	10:16	Hyatt 60-yd rec.
Alabama	3	94	0:50	TD	4	14:01	Hyatt 78-yd rec.
Alabama	11	75	4:23	TD	4	3:26	Hyatt 13-yd rec.
Alabama	3	45	0:15	FG	4	0:00	McGrath 40-yd FG
UT Martin	9	74	2:11	TD	1	11:44	Small 1-yd rush
UT Martin	8	56	3:00	TD	1	5:59	Fant 1-yd rush
UT Martin	13	77	3:39	TD	1	0:00	Keyton 8-yd rec.
UT Martin	8	36	1:52	FG	2	10:55	McGrath 40-yd FG
UT Martin	2	31	0:32	TD	2	10:13	Hyatt 22-yd rec.
UT Martin	4	27	0:54	TD	2	7:09	Keyton 17-yd rec.
UT Martin	4	69	1:47	TD	2	4:15	Fant 11-yd rush
UT Martin	2	53	0:25	TD	2	2:10	Hyatt 66-yd rec.
UT Martin	5	75	1:59	TD	3	13:01	Sampson 1-yd rush
UT Martin	3	75	1:29	TD	4	13:12	White 64-yd rec.
Kentucky	5	75	1:27	TD	1	13:33	Hyatt 55-yd rec.
Kentucky	15	75	4:48	TD	2	14:56	Fant 2-yd rush
Kentucky	8	77	2:42	TD	2	11:12	Wright 1-yd rush
Kentucky	2	35	0:15	TD	2	0:22	Hyatt 31-yd rec.
Kentucky	10	29	3:38	FG	3	8:57	McGrath 29-yd FG
Kentucky	5	58	1:31	TD	3	3:58	Hooker 8-yd rush
Kentucky	1	13	0:06	TD	4	7:47	Small 13-yd rec.

TENNESSEE SCORING DRIVES CONT.

Opponent	Plays	Yards	TOP	Result	Qtr.	Time	How Scored
at Georgia	6	17	2:50	FG	1	10:05	McGrath 47-yd FG
at Georgia	11	56	4:41	FG	2	9:36	McGrath 36-yd FG
at Georgia	8	61	2:01	TD	4	4:15	Wright 5-yd rush
Missouri	7	91	2:13	TD	1	11:05	Small 10-yd rush
Missouri	9	75	2:15	TD	2	14:41	Wright 3-yd rush
Missouri	6	72	2:16	TD	2	10:24	Fant 19-yd rec.
Missouri	6	75	1:42	TD	2	4:06	Hooker 14-yd rush
Missouri	2	75	0:25	TD	3	8:30	Hyatt 68-yd rec.
Missouri	3	69	0:41	TD	3	4:34	Fant 2-yd rec.
Missouri	8	67	2:20	TD	3	1:19	Wright 1-yd rush
Missouri	4	-1	0:57	FG	4	7:54	McGrath 48-yd FG
Missouri	2	57	0:27	TD	4	5:43	Keyton 46-yd rec.
Missouri	5	80	2:30	TD	4	0:36	Sampson 2-yd rush
at South Carolina	4	75	1:04	TD	1	9:30	Small 31-yd rush
at South Carolina	14	75	3:51	TD	2	12:24	Tillman 3-yd rec.
at South Carolina	12	65	4:08	FG	2	4:58	McGrath 27-yd FG
at South Carolina	11	75	1:52	TD	2	0:12	McCoy 7-yd rec.
at South Carolina	6	74	1:01	TD	3	9:53	Fant 41-yd rec.
at South Carolina	4	75	0:46	TD	4	1:14	Tillman 21-yd rec.
at Vanderbilt	4	75	0:55	TD	1	14:05	Small 3-yd rush
at Vanderbilt	11	76	3:58	TD	1	1:57	Fant 1-yd rush
at Vanderbilt	-	-	-	TD	2	8:09	Williams 73-yd PR
at Vanderbilt	2	50	0:29	TD	3	12:26	Small 52-yd rush
at Vanderbilt	7	49	2:15	TD	3	4:53	Merrill 7-yd rec.
at Vanderbilt	1	83	0:12	TD	4	11:16	Wright 83-yd rush
at Vanderbilt	1	80	0:13	TD	4	7:41	Sampson 80-yd rush

TOTAL - 89 Scores (74 TDs | 15 FGs)

2022 STATISTICS

PARTICIPATION

##	Player	GP-GS	BSU	UP	UA	UF	LSU	Bama	UTM	UK	UGa	MIZ	USC	Vandy
0	Grant Frerking	4/0	XXX	...	XXX	XXX	XXX
0	Doneiko Slaughter	11/6	XXX	XXX	XXX	XXX	XXX	START	START	START	START	START	START	...
1	Trevon Flowers	11/11	START	START	START	START	START	START	START	START	START	START	START	...
2	Jaylen McCollough	10/10	START	START	START	START	START	START	START	START	START	START
2	Jabari Small	12/12	START	START	START	START	START	START	START	START	START	START	START	START
3	Tayven Jackson	3/0	XXX	...	XXX	XXX
3	Dee Williams	8/0	XXX	XXX	XXX	XXX	XXX	XXX	XXX	XXX
4	Cedric Tillman	6/6	START	START	START	START	START	...	START	...
4	Warren Burrell	2/2	START	START
5	Hendon Hooker	11/11	START	START	START	START	START	START	START	START	START	START	START	...
5	Kamal Hadden	8/5	XXX	START	START	START	START	XXX	...	XXX	START
6	Jimmy Holiday	12/0	XXX	XXX	XXX	XXX	XXX	XXX	XXX	XXX	XXX	XXX	XXX	XXX
6	Byron Young	12/12	START	START	START	START	START	START	START	START	START	START	START	START
7	Romello Edwards	4/0	XXX	XXX	XXX	XXX
7	Joe Milton III	8/1	XXX	...	XXX	XXX	XXX	XXX	...	XXX	XXX	START
8	Brandon Turnage	10/5	XXX	...	XXX	XXX	XXX	XXX	START	START	START	START	START	...
9	Tyler Baron	12/3	START	START	START	XXX	XXX	XXX	XXX	XXX	XXX	XXX	XXX	XXX
9	Jimmy Calloway	9/0	XXX	XXX	XXX	XXX	XXX	XXX	XXX	XXX	XXX	...
10	Juwan Mitchell	9/7	START	START	START	START	...	XXX	START	START	START	XXX
10	Squirrel White	11/1	XXX	XXX	XXX	XXX	XXX	...	XXX	XXX	XXX	XXX	XXX	START
11	LaTrell Bumphus	12/9	XXX	XXX	XXX	XXX	START	START	START	START	START	START	START	START
11	Jalin Hyatt	12/12	START	START	START	START	START	START	START	START	START	START	START	START
12	Tamarion McDonald	12/12	START	START	START	START	START	START	START	START	START	START	START	START
13	Wesley Walker	12/1	XXX	XXX	XXX	XXX	XXX	XXX	XXX	XXX	XXX	XXX	XXX	START
13	Gaston Moore	3/0	XXX	XXX	XXX
14	Christian Charles	9/6	START	XXX	START	START	START	START	XXX	XXX	START
15	Bru McCoy	11/11	START	START	START	START	START	START	START	START	START	START	START	...
15	Kwauze Garland	1/0	XXX
17	Michael Bittner	4/0	XXX	...	XXX	XXX	XXX
17	Andre Turrentine	12/0	XXX	XXX	XXX	XXX	XXX	XXX	XXX	XXX	XXX	XXX	XXX	XXX
18	William Mohan	0/0
19	Walker Merrill	12/0	XXX	XXX	XXX	XXX	XXX	XXX	XXX	XXX	XXX	XXX	XXX	XXX
19	Joshua Josephs	11/0	XXX	...	XXX	XXX	XXX	XXX	XXX	XXX	XXX	XXX	XXX	XXX
20	Bryson Eason	12/0	XXX	XXX	XXX	XXX	XXX	XXX	XXX	XXX	XXX	XXX	XXX	XXX
20	Jaylen Wright	12/0	XXX	XXX	XXX	XXX	XXX	XXX	XXX	XXX	XXX	XXX	XXX	XXX
21	Omari Thomas	12/12	START	START	START	START	START	START	START	START	START	START	START	START
21	Navy Shuler	1/0	XXX
22	Jack Jancek	5/0	XXX	XXX	XXX	XXX	XXX
22	Cameron Miller	1/0	XXX
23	Cheyenne Labruzzo	12/0	XXX	XXX	XXX	XXX	XXX	XXX	XXX	XXX	XXX	XXX	XXX	XXX
24	Aaron Beasley	12/9	START	START	START	START	XXX	XXX	START	START	START	XXX	START	START
24	Dylan Sampson	9/0	XXX	...	XXX	...	XXX	...	XXX	XXX	XXX	XXX	XXX	XXX
25	Jourdan Thomas	12/0	XXX	XXX	XXX	XXX	XXX	XXX	XXX	XXX	XXX	XXX	XXX	XXX
26	Lucien Brunetti	0/0
26	Justin Williams-Thomas	3/0	XXX	...	XXX	XXX
27	Len'Neth Whitehead	0/0
27	James Pearce Jr.	12/0	XXX	XXX	XXX	XXX	XXX	XXX	XXX	XXX	XXX	XXX	XXX	XXX
28	Nigel Lanier	2/0	XXX	...	XXX
28	De'Shawn Rucker	7/2	XXX	XXX	XXX	START	START	XXX	...	XXX
29	Christian Harrison	7/0	XXX	...	XXX	XXX	XXX	...	XXX	XXX	XXX
30	Roman Harrison	12/0	XXX	XXX	XXX	XXX	XXX	XXX	XXX	XXX	XXX	XXX	XXX	XXX
31	Nick Humphrey	12/0	XXX	XXX	XXX	XXX	XXX	XXX	XXX	XXX	XXX	XXX	XXX	XXX
33	Jeremy Banks	11/8	START	START	XXX	XXX	START	START	START	START	XXX	START	...	START
34	Trel Riley	3/0	XXX	XXX	XXX
35	Will Brooks	12/0	XXX	XXX	XXX	XXX	XXX	XXX	XXX	XXX	XXX	XXX	XXX	XXX
35	Patrick Wilk	3/0	XXX	...	XXX	XXX
36	William Wright	8/0	XXX	XXX	XXX	XXX	XXX	XXX	XXX	XXX
37	Paxton Brooks	12/0	XXX	XXX	XXX	XXX	XXX	XXX	XXX	XXX	XXX	XXX	XXX	XXX
38	Solon Page III	12/0	XXX	XXX	XXX	XXX	XXX	XXX	XXX	XXX	XXX	XXX	XXX	XXX
39	West Shuler	1/0	XXX

2022 STATISTICS

PARTICIPATION CONT.

#	Player	GP-GS	BSU	UP	UA	UF	LSU	Bama	UTM	UK	UGa	MIZ	USC	Vandy
39	Toby Wilson	4/0	XXX	...	XXX	XXX	XXX
40	Chase McGrath	12/0	XXX	XXX	XXX	XXX	XXX	XXX	XXX	XXX	XXX	XXX	XXX	XXX
40	Kalib Perry	12/0	XXX	XXX	XXX	XXX	XXX	XXX	XXX	XXX	XXX	XXX	XXX	XXX
41	JT Carver	0/0
41	Malik Ganaway	0/0
42	Hunter Barnes	1/0	XXX
42	Tyre West	10/0	XXX	...	XXX	XXX	XXX	...	XXX	XXX	XXX	XXX	XXX	XXX
43	Jerrold Gentry	0/0
43	Titus Rohrer	0/0
44	Charlie Browder	1/0	XXX
44	Elijah Herring	12/0	XXX	XXX	XXX	XXX	XXX	XXX	XXX	XXX	XXX	XXX	XXX	XXX
46	Noah Young	4/0	XXX	XXX	XXX	XXX
47	Matthew Salansky	12/0	XXX	XXX	XXX	XXX	XXX	XXX	XXX	XXX	XXX	XXX	XXX	XXX
47	Matt Gaca	1/0	XXX
48	Derek Taylor	0/0
48	Bennett Brady	1/0	XXX
50	Jackson Lampley	12/0	XXX	XXX	XXX	XXX	XXX	XXX	XXX	XXX	XXX	XXX	XXX	XXX
50	Jordan Phillips	3/0	XXX	...	XXX	XXX
51	Elijah Simmons	12/0	XXX	XXX	XXX	XXX	XXX	XXX	XXX	XXX	XXX	XXX	XXX	XXX
52	Maurese Smith	2/0	XXX	XXX
53	Jackson Hannah	1/0	XXX
53	Jeremiah Crawford	9/6	XXX	START	XXX	START	START	START	START	XXX	START
54	Gerald Mincey	8/6	START	START	START	START	...	START	XXX	XXX	START	...
55	Will Albright	4/0	...	XXX	XXX	XXX	XXX
55	Braeden Krivosh	2/0	XXX	XXX
56	Mekhi Bigelow	0/0
56	Mo Clipper Jr.	2/0	XXX	XXX
57	Ben Bolton	3/0	XXX	XXX	XXX
58	Isaac Green	3/0	XXX	...	XXX	XXX
58	Darnell Wright	12/12	START	START	START	START	START	START	START	START	START	START	START	START
60	Alton Stephens	0/0
63	Cooper Mays	12/12	START	START	START	START	START	START	START	START	START	START	START	START
64	William Parker	2/0	XXX	XXX
65	Parker Ball	12/0	XXX	XXX	XXX	XXX	XXX	XXX	XXX	XXX	XXX	XXX	XXX	XXX
65	Camron Douglas	0/0
66	Dayne Davis	12/0	XXX	XXX	XXX	XXX	XXX	XXX	XXX	XXX	XXX	XXX	XXX	XXX
67	Connor Meadows	1/0	XXX
68	Masai Reddick	1/0	XXX
69	Gus Hill	1/0	XXX
70	RJ Perry	12/0	XXX	XXX	XXX	XXX	XXX	XXX	XXX	XXX	XXX	XXX	XXX	XXX
71	Savion Herring	0/0
72	Addison Nichols	2/0	XXX	XXX
73	Brian Grant	1/0	XXX
75	Jerome Carvin	12/12	START	START	START	START	START	START	START	START	START	START	START	START
76	Javontez Spraggins	12/12	START	START	START	START	START	START	START	START	START	START	START	START
78	Ollie Lane	12/0	XXX	XXX	XXX	XXX	XXX	XXX	XXX	XXX	XXX	XXX	XXX	XXX
80	Ramel Keyton	12/6	XXX	XXX	XXX	START	START	START	START	XXX	XXX	START	XXX	START
80	Montrell Bandy	1/0	XXX
81	Chas Nimrod	2/0	XXX	XXX
82	Shannon Blair Jr.	0/0
83	Trey Weary	0/0
84	Kaleb Webb	3/0	XXX	XXX	XXX
85	Carson Whitehead	0/0
86	Miles Campbell	1/0	XXX
87	Jacob Warren	12/8	XXX	START	START	XXX	START	START	XXX	START	XXX	START	START	START
87	Joshua Helsdon	0/0
88	Princeton Fant	12/4	START	XXX	XXX	START	XXX	XXX	START	XXX	START	XXX	XXX	XXX
88	Amari McNeill	5/0	XXX	...	XXX	XXX	XXX	...	XXX
89	Hunter Salmon	9/0	XXX	...	XXX	...	XXX	...	XXX	XXX	XXX	XXX	XXX	XXX
90	Dominic Bailey	12/0	XXX	XXX	XXX	XXX	XXX	XXX	XXX	XXX	XXX	XXX	XXX	XXX

2022 STATISTICS

PARTICIPATION CONT.

#	Player	GP-GS	BSU	UP	UA	UF	LSU	Bama	UTM	UK	UGa	MIZ	USC	Vandy
93	Kolby Morgan	0/0
94	Josh Turbyville	1/0	XXX
95	Da'Jon Terry	12/7	XXX	XXX	XXX	XXX	START	START	START	START	START	START	START	XXX
96	Austin Lewis	2/0	XXX	XXX
97	Jayson Jenkins	1/0	XXX
98	Jackson Ross	0/0
99	Kurrott Garland	11/5	START	START	START	START	XXX	XXX	...	XXX	XXX	XXX	XXX	START

START indicates started

XXX indicates played

... indicates did not play

2022 STATISTICS

TENNESSEE SUPERLATIVES

Tennessee Game Highs

RUSHES	51	Ball St. (09/01/2022)
YARDS RUSHING	362	at Vanderbilt (11/26/2022)
YARDS PER RUSH	11.7	at Vanderbilt (11/26/2022)
TD RUSHES	6	at Vanderbilt (11/26/2022)
PASS ATTEMPTS	50	at South Carolina (11/19/2022)
PASS COMPLETIONS	29	at South Carolina (11/19/2022)
YARDS PASSING	495	UT Martin (10/22/2022)
YARDS PER PASS	17.5	Akron (09/17/2022)
TD PASSES	5	Alabama (10/15/2022)
	5	UT Martin (10/22/2022)
TOTAL PLAYS	86	Ball St. (09/01/2022)
TOTAL OFFENSE	724	Missouri (11/12/2022)
YARDS PER PLAY	9.7	at Vanderbilt (11/26/2022)
POINTS	66	Missouri (11/12/2022)
SACKS BY	5	at LSU (10/08/2022)
FIRST DOWNS	33	Missouri (11/12/2022)
PENALTIES	13	UT Martin (10/22/2022)
PENALTY YARDS	118	Akron (09/17/2022)
TURNOVERS	2	Alabama (10/15/2022)
	2	at Georgia (11/05/2022)
	2	Florida (09/24/2022)
	2	at Pittsburgh (09/10/2022)
PUNTS	6	at Pittsburgh (09/10/2022)
PUNTING AVG	46.5	Ball St. (09/01/2022)
LONG PUNT	54	Missouri (11/12/2022)
PUNTS INSIDE 20	2	Missouri (11/12/2022)
	2	at Georgia (11/05/2022)
	2	Kentucky (10/29/2022)
	2	at Pittsburgh (09/10/2022)
LONG PUNT RETURN	73	at Vanderbilt (11/26/2022)

Tennessee Individual Game Highs

RUSHES	23	Jaylen Wright vs Akron (09/17/2022)
YARDS RUSHING	160	Jaylen Wright at Vanderbilt (11/26/2022)
TD RUSHES	2	Jaylen Wright at Vanderbilt (11/26/2022)
	2	Jabari Small at Vanderbilt (11/26/2022)
	2	Jaylen Wright vs Missouri (11/12/2022)
	2	Princeton Fant vs UT Martin (10/22/2022)
	2	Jabari Small at LSU (10/08/2022)
	2	Jaylen Wright vs Akron (09/17/2022)
	2	Dylan Sampson vs Akron (09/17/2022)
	2	Jabari Small at Pittsburgh (09/10/2022)
	2	Hendon Hooker vs Ball St. (09/01/2022)
LONG RUSH	83	Jaylen Wright at Vanderbilt (11/26/2022)
PASS ATTEMPTS	42	Hendon Hooker at South Carolina (11/19/2022)
	42	Hendon Hooker at Pittsburgh (09/10/2022)
PASS COMPLETIONS	27	Hendon Hooker at Pittsburgh (09/10/2022)
YARDS PASSING	385	Hendon Hooker vs Alabama (10/15/2022)
TD PASSES	5	Hendon Hooker vs Alabama (10/15/2022)
LONG PASS	78	Hendon Hooker vs Alabama (10/15/2022)
RECEPTIONS	11	Jalin Hyatt at Pittsburgh (09/10/2022)
YARDS RECEIVING	207	Jalin Hyatt vs Alabama (10/15/2022)
TD RECEPTIONS	5	Jalin Hyatt vs Alabama (10/15/2022)
LONG RECEPTION	78	Jalin Hyatt vs Alabama (10/15/2022)
PUNTS	5	Paxton Brooks at Pittsburgh (09/10/2022)
PUNTING AVG	46.5	Paxton Brooks vs Ball St. (09/01/2022)
LONG PUNT	54	Paxton Brooks vs Missouri (11/12/2022)
PUNTS INSIDE 20	2	Paxton Brooks vs Missouri (11/12/2022)
	2	Paxton Brooks at Georgia (11/05/2022)
	2	Paxton Brooks vs Kentucky (10/29/2022)
	2	Paxton Brooks at Pittsburgh (09/10/2022)
LONG PUNT RETURN	73	Dee Williams at Vanderbilt (11/26/2022)
LONG KICKOFF RETURN	34	Jimmy Holiday vs Florida (09/24/2022)
TACKLES	14	Aaron Beasley at Pittsburgh (09/10/2022)
SACKS	2.5	Byron Young at LSU (10/08/2022)
TACKLES FOR LOSS	4	Tyler Baron vs Missouri (11/12/2022)



2022 STATISTICS

OPPONENT SUPERLATIVES

Opponent Game Highs

RUSHES	47	at Vanderbilt (11/26/2022)
YARDS RUSHING	168	Missouri (11/12/2022)
YARDS PER RUSH	4.7	Missouri (11/12/2022)
TD RUSHES	3	Alabama (10/15/2022)
	3	at South Carolina (11/19/2022)
	3	Florida (09/24/2022)
PASS ATTEMPTS	52	Alabama (10/15/2022)
PASS COMPLETIONS	35	Alabama (10/15/2022)
YARDS PASSING	455	Alabama (10/15/2022)
YARDS PER PASS	11.9	at South Carolina (11/19/2022)
TD PASSES	6	at South Carolina (11/19/2022)
TOTAL PLAYS	87	Florida (09/24/2022)
TOTAL OFFENSE	606	at South Carolina (11/19/2022)
YARDS PER PLAY	8.0	at South Carolina (11/19/2022)
POINTS	63	at South Carolina (11/19/2022)
SACKS BY	6	at Georgia (11/05/2022)
FIRST DOWNS	35	at South Carolina (11/19/2022)
PENALTIES	17	Alabama (10/15/2022)
PENALTY YARDS	130	Alabama (10/15/2022)
TURNOVERS	3	Kentucky (10/29/2022)
	3	Ball St. (09/01/2022)
PUNTS	9	Missouri (11/12/2022)
PUNTING AVG	55.0	at South Carolina (11/19/2022)
LONG PUNT	75	at Georgia (11/05/2022)
PUNTS INSIDE 20	3	Ball St. (09/01/2022)
LONG PUNT RETURN	6	at Pittsburgh (09/10/2022)

Opponent Individual Game Highs

RUSHES	25	Israel Abanikanda at Pittsburgh (09/10/2022)
YARDS RUSHING	154	Israel Abanikanda at Pittsburgh (09/10/2022)
TD RUSHES	3	Jahmyr Gibbs vs Alabama (10/15/2022)
LONG RUSH	76	Israel Abanikanda at Pittsburgh (09/10/2022)
PASS ATTEMPTS	52	Bryce Young vs Alabama (10/15/2022)
PASS COMPLETIONS	35	Bryce Young vs Alabama (10/15/2022)
YARDS PASSING	455	Bryce Young vs Alabama (10/15/2022)
TD PASSES	6	Spencer Rattler at South Carolina (11/19/2022)
LONG PASS	60	Spencer Rattler at South Carolina (11/19/2022)
RECEPTIONS	11	Antwane Wells Jr. at South Carolina (11/19/2022)
YARDS RECEIVING	177	Antwane Wells Jr. at South Carolina (11/19/2022)
TD RECEPTIONS	2	Josh Vann at South Carolina (11/19/2022)
	2	Jaheim Bell at South Carolina (11/19/2022)
	2	George Qualls, Jr. vs UT Martin (10/22/2022)
LONG RECEPTION	60	Josh Vann at South Carolina (11/19/2022)
FIELD GOALS	2	Jack Podlesny at Georgia (11/05/2022)
	2	Will Reichard vs Alabama (10/15/2022)
	2	Noah Perez vs Akron (09/17/2022)
	2	Ben Sauls at Pittsburgh (09/10/2022)
LONG FIELD GOALS	43	Will Reichard vs Alabama (10/15/2022)
PUNTS	9	Jack Stonehouse vs Missouri (11/12/2022)
PUNTING AVG	55.0	Kai Kroeger at South Carolina (11/19/2022)
LONG PUNT	75	Brett Thorson at Georgia (11/05/2022)
PUNTS INSIDE 20	3	Lucas Borrow vs Ball St. (09/01/2022)
LONG PUNT RETURN	6	P.J. O'Brien at Pittsburgh (09/10/2022)
LONG KICKOFF RETURN	50	Blake Hester vs Akron (09/17/2022)
TACKLES	15	Micah Baskerville at LSU (10/08/2022)
SACKS	2	Javon Bullard at Georgia (11/05/2022)
	2	Amari Burney vs Florida (09/24/2022)
TACKLES FOR LOSS	2.5	Amari Burney vs Florida (09/24/2022)
INTERCEPTIONS	1	Kelee Ringo at Georgia (11/05/2022)
	1	Ty Woods vs UT Martin (10/22/2022)
	1	DeMarcco Hellams vs Alabama (10/15/2022)

TENNESSEE OVERTIME RECORDS

TENNESSEE OVERTIME GAMES & RESULTS (14-9)

Date	Opponent	OTs	1st Poss.	Game-Winning Score	Final Score
Sept. 19, 1998	Florida	1	Offense	Jeff Hall 41 field goal	W, 20-17
Sept. 30, 2000	at LSU	1	Defense*	Robert Royal 25 pass from Rohan Davey (John Corbello kick)	L, 31-38
Oct. 5, 2002	Arkansas	6	Offense	Jason Witten 25 pass from Casey Clausen+	W, 41-38
Sept. 27, 2003	South Carolina	1	Defense*	James Banks 4 pass from Casey Clausen+	W, 23-20
Oct. 25, 2003	at Alabama	5	Offense	Casey Clausen 1 run (James Banks pass from Casey Clausen)	W, 51-43
Sept. 26, 2005	at LSU	1	Defense*	Gerald Riggs, Jr. 1 run+	W, 30-27
Oct. 27, 2007	South Carolina	1	Offense	Daniel Lincoln 27 field goal	W, 27-24
Nov. 24, 2007	at Kentucky	4	Defense*	Quintin Hancock 40 pass from Erik Ainge (Austin Rogers pass from Ainge)	W, 52-50
Sept. 1, 2008	at UCLA	1	Defense*	Kai Forbath 42 field goal	L, 24-27
Nov. 28, 2009	at Kentucky	1	Defense*	Montario Hardesty 20 run+	W, 30-24
Sept. 25, 2010	UAB	2	Offense	Denarius Moore 25 pass from Matt Simms+	W, 32-29
Dec. 30, 2010	vs. North Carolina#	2	Defense*	Casey Barth 23 field goal+	L, 27-30
Nov. 19, 2011	Vanderbilt	1	Defense*	Eric Gordon 90 INT return+	W, 27-21
Nov. 10, 2012	Missouri	4	Defense*	Andrew Baggett 35 field goal+	L, 48-51
Oct. 5, 2013	Georgia	1	Offense	Marshall Morgan 42 field goal+	L, 31-34
Nov. 1, 2014	at South Carolina	1	Offense	Aaron Medley 32 field goal	W, 45-42
Sept. 12, 2015	Oklahoma	2	Offense	Sterling Shepard 18 pass from Baker Mayfield (Austin Seibert kick)	L, 24-31
Sept. 1, 2016	Appalachian State	1	Offense	Joshua Dobbs rush for 1 yard to the APP1, fumble forced by Kennan Gilchrist, fumble by Dobbs recovered by UT's Jalen Hurd in the end zone (Aaron Medley kick)	W, 20-13
Oct. 8, 2016	at Texas A&M	2	Offense	Trevor Knight 1 run (Daniel LaCamera kick)	L, 38-45
Sept. 4, 2017	vs. Georgia Tech^	2	Defense*	John Kelly 2 run (Aaron Medley kick)	W, 42-41
Sept. 7, 2019	BYU	2	Defense*	Ty'Son Williams 5 run+	L, 29-26
Dec. 30, 2021	vs. Purdue#	1	Offense	Mitchell Fineran 39 field goal+	L, 45-48
Sept. 10, 2022	at Pittsburgh	1	Offense	Cedric Tillman 28 pass from Hendon Hooker	W, 34-27

*Won coin toss +Game-ending play #Bowl game ^Neutral site regular season game

OVERTIME TEAM RECORDS

Record in OT: 14-9 (Most OT team wins all-time in NCAA history)

Most OT Periods: 6 vs. Arkansas, Oct. 5, 2002

Longest Game (Elapsed Time): 4:43 at Kentucky, Nov. 24, 2007; at Texas A&M, Oct. 8, 2016

Points: 31 at Alabama, Oct. 25, 2003

Opponent Points: 23 at Alabama, Oct. 25, 2003; Missouri, Nov. 10, 2012

Points, Both Teams: 54 (UT 31, Alabama 23), Oct. 25, 2003

Fewest Points: 0 at LSU, Sept. 30, 2000; at UCLA, Sept. 1, 2008

Fewest Points, Both Teams: 3 (Five Times) Most Recent: (Purdue 3, UT 0), Dec. 30, 2021

Touchdowns: 4 at Alabama, Oct. 25, 2003

Total Offense Plays: 21 at Alabama, Oct. 25, 2003 (105 yards)

Total Offense Yards: 105 at Alabama, Oct. 25, 2003 (21 plays)

Rushing Attempts: 13 at Alabama, Oct. 25, 2003 (40 yards)

Rushing Yards: 40 at Alabama, Oct. 25, 2003 (13 attempts)

Pass Attempts: 16 vs. Missouri, Nov. 10, 2012 (9 completions, 72 yards, 2 touchdowns)

Pass Completions: 9 vs. Missouri, Nov. 10, 2012 (for 72 yards)

Passing Yards: 77 at Kentucky, Nov. 24, 2007 (6-of-9)

Field Goals Attempted: 2 vs. Arkansas, Oct. 5, 2002 (2 made)

Field Goals Made: 2 vs. Arkansas, Oct. 5, 2002 (2 attempts)

Longest Drive, Plays: 9 vs. Purdue, Dec. 30, 2021 (24 yards, TO on Downs)

Shortest Drive, Plays: 1 vs. Arkansas, Oct. 5, 2002 (25 yards, Jason Witten 25 pass from Casey Clausen); vs. Arkansas, Oct. 5, 2002 (25 yards, Tony Brown 25 pass from Casey Clausen); at Alabama, Oct. 25, 2003 (25 yards, James Banks 25 pass from Casey Clausen); vs. UAB, Sept. 25, 2010 (25 yards, Denarius Moore 25 pass from Matt Simms)

Shortest Drive, Yards: minus-7 vs. Arkansas, Oct. 5, 2002 (1 play, Derrick Tinsley rush and fumble lost)

Opponent Longest Drive, Plays: 8, Pitt, Sept. 10, 2022 (5 yards, Turnover on Downs)

Opponent Shortest Drive, Plays: 1, LSU, Sept. 30, 2000 (25 yards, Robert Royal 25 pass from Rohan Davey)

Opponent Shortest Drive, Yards: minus-15, at South Carolina, Nov. 1, 2014 (4 plays, Elliott Fry missed 58-yard field goal attempt)

OVERTIME INDIVIDUAL RECORDS

Points: 14, James Banks at Alabama, Oct. 25, 2003 (2 TDs, 1 PAT)

Touchdowns: 2, James Banks at Alabama, Oct. 25, 2003; John Kelly vs. Georgia Tech, Sept. 4, 2017

Rushing Attempts: 6, Jaylen Wright vs. Purdue, Dec. 30, 2021 (23 yards)

Rushing Yards: 23, Jaylen Wright vs. Purdue, Dec. 30, 2021 (6 attempts); Jabari Davis vs. Arkansas, Oct. 5, 2002 (5 attempts)

Longest Rushing Play: 20, Montario Hardesty at Kentucky, Nov. 28, 2009

Longest Rushing Touchdown: 20 yards, Montario Hardesty at Kentucky, Nov. 28, 2009

Passing Attempts: 15, Tyler Bray vs. Missouri, Nov. 10, 2012 (8 completions)

Passing Completions: 8, Tyler Bray vs. Missouri, Nov. 10, 2012 (15 attempts)

Passing Yards: 77, Erik Ainge at Kentucky, Nov. 24, 2007 (6-of-9); Tyler Bray vs. Missouri, Nov. 10, 2012 (8-of-15)

Longest Pass Completion: 40, Erik Ainge to Quintin Hancock (TD) at Kentucky, Nov. 24, 2007 (1st-and-10 from the 40-yard line)

Longest Passing Touchdown: 40, Erik Ainge to Quintin Hancock at Kentucky, Nov. 24, 2007 (1st-and-10 from the 40-yard line)

Receptions: 2, Cedrick Wilson at LSU, Sept. 30, 2000 (16 yards); James Banks at Alabama, Oct. 25, 2003 (30 yards); Gerald Jones at Kentucky, Nov. 24, 2007 (20 yards); Denarius Moore vs. UAB, Sept. 25, 2010 (31 yards); Cordarrelle Patterson vs. Missouri, Nov. 10, 2012 (31 yards); Rajion Neal vs. Missouri, Nov. 10, 2012 (12 yards); Zach Rogers vs. Missouri, Nov. 10, 2012 (10 yards); Marlin Lane vs. Missouri, Nov. 10, 2012 (6 yards)

Receiving Yards: 40, Quintin Hancock at Kentucky, Nov. 24, 2007 (1 reception)

Field Goals Attempted: 2, Philip Newman vs. Arkansas, Oct. 5, 2002 (2 made)

Field Goals Made: 2, Philip Newman vs. Arkansas, Oct. 5, 2002 (2 attempts)

Longest Field Goal Made: 41, Jeff Hall vs. Florida, Sept. 19, 1998

OVERTIME WINS IN FBS HISTORY

Team	Total	Wins	Losses	Pct.
Tennessee	23	14	9	.609
Arkansas	20	13	7	.650
Missouri	20	12	8	.600
Oregon	19	10	9	.526
Utah	17	9	8	.529
TCU	21	10	11	.476
Fresno State	18	7	11	.389

PLAYER NOTES | LISTED ALPHABETICALLY



DOMINIC BAILEY
DL • 6-3 • 270 • R-So.
Salisbury, Md.

90

CAREER

- Experienced pass rusher who is in his third year with the program
- Recognized as one of the team's most improved players this offseason and during preseason camp by DL coach Rodney Garner
- Played in 15 career games and has four years of eligibility remaining, which includes his COVID-19 exempt season

2022

- Tied a career high with half a TFL in shutout win at Vanderbilt (11/26)
- Tied a career high with three tackles at #3 Georgia (11/5)
- Played 26 snaps and recorded half a TFL for the first time in his career in win over #3 Alabama (10/15)
- Saw significant action and set a career high with three tackles in win at #25 LSU (10/8)
- Was in on 20 defensive snaps and recorded one tackle in win over #20 Florida (9/24)
- Played a season-high 27 defensive snaps and recorded his first tackle of the year in win over Akron (9/17)
- Saw action on 18 defensive snaps and recorded his first-career QB hurry in win at #17 Pitt (9/10)
- Played 20 snaps as a reserve defensive lineman in season-opening win over Ball State (9/1)

NOTABLE

- Majoring in communication studies
 - Goes by "Dom"
 - Favorite musical artist is NBA YoungBoy
 - Favorite food is chicken alfredo
 - Favorite sport other than football is basketball
 - Twitter: @DominicBailey56 | IG: dominic.bailey_
- >> Full profile on Record Book Page 54

CAREER HIGHS

Tackles	3 (2x), last at Georgia, 11/5/22
Tackles for Loss	0.5 (2x), last at Vanderbilt, 11/26/22
QB Hurries	1 at Pitt, 9/10/22
Passes Defended	1 vs. Tennessee Tech, 9/18/21

CAREER STATS

Defense	GP/GS	UT	AT	TT	Sack	TFL	FF	FR	QBH	PD	High Tk
2020	1/0	0	0	0	0-0	0-0	0	0	0	0	--
2021	2/0	0	1	1	0-0	0-0	0	0	0	1	1-TTU
2022	12/0	3	8	11	0-0	1-3	0	0	1	0	3(2x)
Career	15/0	3	9	12	0-0	1-3	0	0	1	1	3(2x)


GAME-BY-GAME

2022 Opp.	U-A-T, Other
Ball State	0-0-0
at Pitt	0-0-0, 1 qbh
Akron	0-1-1
Florida	1-0-1
at LSU	0-3-3
Alabama	0-1-1, 0.5 tfl
UT Martin	0-0-0
Kentucky	0-0-0
at Georgia	2-1-3
Missouri	0-1-1
at South Carolina	0-0-0
at Vanderbilt	0-1-1, 0.5 tfl

2021 Opp.	U-A-T, Other
Bowling Green	DNP
Pitt	DNP
Tennessee Tech	0-1-1, 1 pd
at Florida	DNP
at Missouri	DNP
South Carolina	DNP
Ole Miss	DNP
at Alabama	DNP

at Kentucky	DNP
Georgia	0-0-0
South Alabama	DNP
Vanderbilt	DNP
vs. Purdue	DNP

2020 Opp.	U-A-T, Other
Florida	0-0-0



PARKER BALL
OL • 6-4 • 290 • R-Jr.
Douglasville, Ga.

65

CAREER HONORS

- 2021 Fall SEC Academic Honor Roll
- 2020 Fall SEC Academic Honor Roll
- 2019-20 First-Year SEC Academic Honor Roll

CAREER

- Walk-on interior offensive lineman who is in the rotation at center and plays on special teams
- Three-time member of the SEC Academic Honor Roll
- Made career debut as a redshirt sophomore last fall and saw action in all 13 games in 2021
- Plays a key blocking role on punt coverage
- Played in 25 career games

2022

- Played a career-high 36 offensive snaps at center and did not allow a hurry, pressure or hit in win over UT Martin (10/22)
- Played 23 clean offensive snaps at center in second half of 63-6 victory over Akron (9/17)
- Saw significant action at center in season-opening win over Ball State (9/1), playing 33 snaps without allowing any pressures, hurries or sacks

NOTABLE

- Majoring in therapeutic recreation
- Had scholarship offers from Columbia, Jacksonville and Stetson
- Was a standout baseball player in high school, batting .316 with 71 hits, 49 RBIs and 31 runs. As a pitcher, posted a 3.00 ERA in 31 appearances.
- Twitter: @parker_ball1 | IG: @parkerball11

CAREER STATS

Games Played/Started: 2022: 12/0; 2021: 13/0; 2020: 0/0; 2019: 0/0
Career: 25/0



JEREMY BANKS
LB • 6-1 • 224 • R-Sr.
Cordova, Tenn.

33

CAREER HONORS

- 2023 East-West Shrine Bowl Invitee
- 2022 Butkus Award Preseason Watch List
- 2022 Lott Trophy Preseason Watch List
- 2022 Preseason All-SEC Second Team (Athlon, Lindy's)
- 2022 Preseason All-SEC Third Team (Coaches, Media)
- 2022 Preseason All-SEC Fourth Team (Phil Steele)
- 2023 Reese's Senior Bowl Watch List
- Lott IMPACT Trophy Player of the Week (vs. Alabama, 10/15/22)
- Lott IMPACT Trophy Player of the Week Nominee (vs. Florida, 9/24/22)

CAREER

- Physical linebacker who had a breakout season in 2021, finishing the year as one of the nation's leading tacklers (128)
- First Vol with 100-plus tackles since 2015
- A preseason All-SEC selection who was also a candidate for the Butkus Award and Lott Trophy

- Came to UT as a heralded prospect out of the Memphis area as a running back before making the switch to linebacker prior to the 2019 season
- Collected 219 career tackles - 109 solo - and 18 tackles for loss, 5.5 sacks, three interceptions and 10 passes defended
- Owns six double-digit tackle games
- Played in 48 games and made 19 starts in career

2022

- Tied a season high with seven tackles to go along with half a TFL and two pass breakups in shutout win at Vanderbilt (11/26)
- Tallied four tackles and a QB hurry on Senior Day in win vs. Missouri (11/12)
- Made seven tackles, 1.5 TFLs and had one pass breakup at #3 Georgia (11/5)
- Recorded his 200th career tackle against #19 Kentucky (10/29), finishing with six stops in the victory
- Was disruptive all day long in win over #3 Alabama (10/15), setting a career high with four QB hurries and finishing with six tackles
- Tallied a pair of tackles, including a TFL, and also had a pass breakup in road win at #25 LSU (10/8)
- Tied for the team lead with a season-high seven tackles in win over #20 Florida (9/24) while also recording half a TFL, a QB hurry and his first-career fumble recovery on a key defensive stop early in the fourth quarter
- Had a team-high five tackles along with one TFL in win over Akron (9/17) while also thwarting a Zips drive in the red zone with his first-career forced fumble that was recovered in the end zone by UT
- Posted three tackles and had two QB hurries in win at #17 Pitt (9/10)
- Started at WLB and made six tackles in season-opening win over Ball State (9/1)

NOTABLE

- Majoring in political science
 - Played running back as a freshman before switching to linebacker prior to the 2019 season
 - An active leader in the Vols' community service efforts
 - Twitter: @33Banks_ | IG: @jbanks.33
- >> Full profile on Record Book Page 54

CAREER HIGHS

Tackles	20 vs. Purdue, 12/30/21
Tackles for Loss	2.5 vs. Purdue, 12/30/21
Sacks	1.5 vs. South Carolina, 10/9/21
Quarterback Hurries	4 vs. Alabama, 10/15/22
Interceptions	2 vs. Chattanooga, 9/14/19
Passes Defended	2 (3x), last at Vanderbilt, 11/26/22
Forced Fumbles	1 vs. Akron, 9/17/22
Fumble Recoveries	1 vs. Florida, 9/24/22

CAREER STATS

Defense	GP/GS	UT	AT	TT	Sack	TFL	FF	FR	PD	Int	High Tk
2018	11/0	3	0	3	0-0	0-0	0	0	0	0	2-CHAR
2019	4/0	1	6	7	0-0	1-3	0	0	2	2	3(2x)
2020	9/0	13	15	28	0-0	1-2	0	0	0	0	8-UGA
2021	13/11	59	69	128	5.5-35	11.5-50	0	0	4	1	20-PUR
2022	11/8	33	20	53	0-0	4.5-13	1	1	4	0	7(3x)
Career	48/19	109	110	219	5.5-35	18-68	1	1	10	3	20-PUR

GAME-BY-GAME

2022 Opp.	U-A-T, Other
*Ball State	2-4-6
*at Pitt	3-0-3, 2 qbh
Akron	5-0-5, 1 tfl, 1 ff
Florida	5-2-7, 0.5 tfl, 1 fr, 1 qbh
*at LSU	1-1-2, 1 tfl, 1 pd
*Alabama	4-2-6, 4 qbh
*UT Martin	0-0-0
*Kentucky	2-4-6
at Georgia	4-3-7, 1.5 tfl, 1 pd
*Missouri	3-1-4, 1 qbh
at South Carolina	DNP
*at Vanderbilt	4-3-7, 0.5 tfl, 2 pd

2021 Opp.	U-A-T, Other
*Bowling Green	3-0-3, 1 tfl
Pitt	5-3-8, 2 tfl, 1 s
*Tennessee Tech	0-2-2
*at Florida	2-6-8, 0.5 tfl
*at Missouri	4-0-4, 2 tfl, 1 s, 1 int
*South Carolina	4-4-8, 1.5 s, 1.5 tfl
*Ole Miss	9-6-15, 2 tfl, 1 s, 1 qbh
*at Alabama	6-6-12
*at Kentucky	6-8-14, 1 pd
*Georgia	5-10-15, 1 qbh
South Alabama	1-6-7
*Vanderbilt	4-8-12, 1 qbh
*vs. Purdue	10-10-20, 2.5 tfl, 1 s, 2 pd

2020 Opp.	U-A-T, Other
at South Carolina	5-0-5, 1 tfl
Missouri	1-2-3
at Georgia	4-4-8
Kentucky	0-0-0
Alabama	DNP
at Arkansas	0-2-2, 1 qbh
at Auburn	1-2-3
Florida	0-4-4
at Vanderbilt	2-1-3
Texas A&M	0-0-0

2019 Opp.	U-A-T, Other
Georgia State	1-2-3, 1 tfl
BYU	0-1-1
Chattanooga	0-3-3, 2 int, 2 pd
at Florida	0-0-0
Georgia	DNP
Mississippi State	DNP
at Alabama	DNP
South Carolina	DNP
UAB	DNP
at Kentucky	DNP
at Missouri	DNP
Vanderbilt	DNP
vs. Indiana	DNP

2018 Opp.	Rush-Yds-TD, Lg	Rec-Yds-TD, Lg
vs. West Virginia	5-11-0, 5	1-10-0, 10
ETSU	13-62-2, 15	0-0-0
UTEP	9-45-0, 23	0-0-0
Florida	8-25-1, 9	0-0-0
at Georgia	6-18-0, 10	0-0-0
at Auburn	0-0-0	0-0-0
Alabama	0-0-0	0-0-0
at South Carolina	0-0-0	0-0-0
Charlotte	11-24-0, 9	0-0-0
Kentucky	DNP	
Missouri	0-0-0	0-0-0
at Vanderbilt	0-0-0	0-0-0

* - denotes started



TYLER BARON
DL/LB • 6-5 • 260 • Jr.
Knoxville, Tenn.

CAREER HONORS

- 2022 Preseason All-SEC Third Team (Athlon)

CAREER

- Talented edge rusher who has enjoyed a strong junior campaign up front
- Enjoyed an outstanding spring at defensive end and has been a key part of the defensive line
- Including this year, has three seasons of remaining eligibility
- Totaled 69 tackles, 16.5 TFLs, 7.5 sacks, two passes defended and one forced fumble
- Played in 35 games and made eight starts in career

2022

- Had one of his best performances of the year in win over Missouri (11/12), setting a career high with four TFLs and a sack
- Made two tackles, including half a sack for a five-yard loss in win vs. #19 Kentucky (10/29)

- Recorded a pair of tackles and a QB hurry in win over Akron (9/17)
- Was disruptive throughout in road win at #17 Pitt (9/10), posting four tackles, two TFLs, a sack, a forced fumble and a QB hurry. His strip sack at the end of the first half led directly to a UT field goal
- Started at defensive end in season-opening win over Ball State (9/1), playing 28 total snaps

NOTABLE

- Majoring in communication studies
- Comes from a family with a college football history and was a four-star local prospect
- Brother, Woody, played college football at Virginia Tech and currently plays in the Canadian Football League for the Montreal Alouettes
- Older brother, Jordan, recently finished serving in the National Guard in 2019
- Models his game after VFL and Philadelphia Eagle Derek Barnett, who he talks to regularly
- Twitter: @tylerbaron23 | IG: _tylerbaron

>> Full profile on Record Book Page 56

CAREER HIGHS

Tackles	5 at Georgia, 10/10/20
Tackles for Loss	4.0 vs. Missouri, 11/12/22
Sacks	1.0 (6x), last vs. Missouri, 11/12/22
Quarterback Hurries	1 (7x), last at Vanderbilt, 11/26/22
Passes Defended	1 (2x), last at Florida, 9/25/21
Forced Fumbles	1 at Pitt, 9/10/22

CAREER STATS

Defense	GP/GS	UT	AT	TT	Sack	TFL	FF	FR	QBH	Int	High Tk
2020	10/0	13	8	21	1-6	3-11	0	0	0	0	5-UGA
2021	13/5	8	22	30	4-23	7-30	0	0	2	0	4(3x)
2022	12/3	10	8	18	2-5-19	6-5-27	1	0	5	0	4(2x)
Career	35/8	31	38	69	7.5-48	16.5-68	1	0	7	0	5-UGA


GAME-BY-GAME

2022 Opp.	U-A-T, Other
*Ball State	0-0-0
*at Pitt	2-2-4, 1 s, 2 tfl, 1 ff, 1 qbh
*Akron	1-1-2, 1 qbh
Florida	1-0-1, 1 qbh
at LSU	0-2-2
Alabama	1-1-2
UT Martin	0-0-0, 1 qbh
Kentucky	0-2-2, 0.5 tfl, 0.5 s
at Georgia	0-0-0
Missouri	4-0-4, 4 tfl, 1 s
at South Carolina	1-0-1
at Vanderbilt	0-0-0, 1 qbh

2021 Opp.	U-A-T, Other
*Bowling Green	1-1-2, 1 s, 1 tfl, 1 qbh, 1 pd
*Pitt	2-2-4, 2.5 tfl
*Tennessee Tech	0-3-3, 0.5 s, 0.5 tfl
*at Florida	2-1-3, 1 pd
at Missouri	0-0-0
South Carolina	1-0-1, 1 s, 1 tfl
Ole Miss	0-2-2
at Alabama	0-3-3
at Kentucky	1-3-4, 1 s, 1 tfl
Georgia	0-1-1
South Alabama	0-2-2, 0.5 s, 0.5 tfl
Vanderbilt	0-1-1, 1 qbh
*vs. Purdue	1-3-4, 0.5 tfl

2020 Opp.	U-A-T, Other
at South Carolina	2-0-2, 2 tfl
Missouri	0-0-0
at Georgia	3-2-5
Kentucky	1-1-2
Alabama	2-1-3
at Arkansas	0-2-2
at Auburn	2-0-2
Florida	1-2-3, 1 tfl, 1 s
at Vanderbilt	1-0-1
Texas A&M	1-0-1

* - denotes started



AARON BEASLEY
LB • 6-1 • 225 • Sr.
Franklin, Ga.

24

CAREER

- Veteran Mike linebacker who has had a strong senior season after an outstanding junior campaign in 2021
- Including this year, has two seasons of eligibility left
- Made 157 career tackles with 17 TFLs and 2.5 sacks. Has forced one fumble and has three fumble recoveries as well as 15 QB hurries and two PBU's
- Played in 42 games and made 20 starts in career

2022

- Sits atop the team in tackles in 2022 with 64
- Collected six tackles to go along with a pass breakup and a QB hurry in shutout win at Vanderbilt (11/26)
- One of UT's top defensive performers at South Carolina, finishing with five tackles and a career-high three TFLs, including his first sack of the year
- Was second on the team with five total tackles in win vs. Missouri (11/12)
- Got the start at LB and finished with four tackles, including a TFL at #3 Georgia (11/5)
- Started and finished with five tackles, including a TFL in win over #19 Kentucky (10/29)
- Made a pair of tackles, half a TFL and recovered a fumble to set up a UT scoring drive in the second quarter in win over UT Martin (10/22)
- Productive in a reserve role in win vs. #3 Alabama (10/15), tying a career high with three QB hurries and finishing with two tackles and a TFL against the Tide
- Was extremely productive in road win at #25 LSU (10/8), leading the team with nine tackles and tying a career high with 1.5 TFLs
- Finished with four tackles and a QB hurry in win over #20 Florida (9/24)
- Tied a career high and led all players with 14 tackles in road win at #17 Pitt (9/10). Also tied a career best with three QB hurries, had a TFL and recorded his first-career pass breakup
- Started at MLB and tied for the team lead with eight tackles in season-opening win over Ball State (9/1) while also adding a quarterback hurry

NOTABLE

- Majoring in communication studies
- Twitter: @deuceofficial2 | IG: @aaron.beasley4

>> Full profile on Record Book Page 57

CAREER HIGHS

Tackles	14 (2x), last at Pitt, 9/10/22
Tackles for Loss	3.0 at South Carolina, 11/19/22
Sacks	1.0 (2x), last at South Carolina, 11/19/22
Quarterback Hurries	3 (3x), last vs. Alabama, 10/15/22
Passes Defended	1 (2x), last at Vanderbilt, 11/26/22
Forced Fumbles	1 at Georgia, 10/10/20
Fumble Recoveries	1 (3x), last vs. UT Martin, 10/22/22

CAREER STATS

Defense	GP/GS	UT	AT	TT	Sack	TFL	FF	FR	QBH	PD	High Tk
2019	9/0	1	1	2	0-0	0-0	0	0	0	0	1(2x)
2020	8/0	4	3	7	0-0	0-5-1	1	0	0	0	3-UK
2021	13/11	34	50	84	1-5-7	7-5-23	0	2	6	0	14-UK
2022	12/9	29	35	64	1-10	9-31	0	1	9	2	14-PITT
Career	42/20	68	89	157	2-5-17	17-55	1	3	15	2	14(2x)

GAME-BY-GAME

2022 Opp.	U-A-T, Other
*Ball State	2-6-8, 1 qbh
*at Pitt	7-7-14, 1 tfl, 3 qbh, 1 pd
*Akron	0-0-0
*Florida	3-1-4, 1 qbh
at LSU	3-6-9, 1.5 tfl
Alabama	1-1-2, 1 tfl, 3 qbh
*UT Martin	1-1-2, 0.5 tfl, 1 fr
*Kentucky	2-3-5, 1 tfl
*at Georgia	4-0-4, 1 tfl
Missouri	2-3-5
*at South Carolina	3-2-5, 3 tfl, 1 s
*at Vanderbilt	1-5-6, 1 qbh, 1 pd

2021 Opp.	U-A-T, Other
Bowling Green	1-2-3, 0.5 tfl
*Pitt	1-2-3
*Tennessee Tech	0-2-2, 0.5 s, 0.5 tfl
*at Florida	1-5-6, 1 fr
at Missouri	6-2-8, 1.5 tfl
*South Carolina	4-5-9, 0.5 tfl, 1 fr
*Ole Miss	5-5-10, 1 tfl, 1 s, 1 qbh
*at Alabama	4-3-7, 0.5 tfl
*at Kentucky	6-8-14
*Georgia	0-3-3, 3 qbh
*South Alabama	0-4-4
*Vanderbilt	4-6-10, 1.5 tfl, 1 qbh
*vs. Purdue	2-3-5, 1.5 tfl, 1 qbh

2020 Opp.	U-A-T, Other
at South Carolina	0-0-0
Missouri	0-0-0
at Georgia	1-1-2, 1 ff
Kentucky	2-1-3
Alabama	1-1-2, 0.5 tfl
at Arkansas	0-0-0
at Auburn	0-0-0
Florida	0-0-0
at Vanderbilt	DNP
Texas A&M	DNP

2019 Opp.	U-A-T, Other
Georgia State	DNP
BYU	DNP
Chattanooga	DNP
at Florida	DNP
Georgia	0-0-0
Mississippi State	0-0-0
at Alabama	0-1-1
South Carolina	0-0-0
UAB	0-0-0
at Kentucky	0-0-0
at Missouri	0-0-0
Vanderbilt	0-0-0
vs. Indiana	1-0-1

* - denotes started



**PAXTON
BROOKS**

**P • 6-6 • 201 • Sr.
Lexington, S.C.**



37

CAREER HONORS

- 2022 CSC Academic Second Team All-America
- 2022 CSC Academic All-District Team
- 2022 Ray Guy Award Preseason Watch List
- 2022 William V. Campbell Trophy Semifinalist
- 2022 Preseason All-SEC Second Team (Lindy's)
- 2022 Preseason All-SEC Third Team (Coaches, Media, Athlon, Phil Steele)
- 2021 CoSIDA Academic First Team All-American
- 2021 CoSIDA Academic All-District 3 First Team
- 2021 All-SEC Fourth Team (Phil Steele)
- Ray Guy Award Ray's 8 for Week 7 (10/18/21)
- 2021 SEC Academic Honor Roll
- 2020-21 VOLeaders Academy
- 2020 All-SEC Fourth Team (Phil Steele)
- 2020 CoSIDA Academic All-District 3 First Team
- 2020 SEC Academic Honor Roll
- Ray Guy Award Punter of the Week (10/13/20)
- Ray Guy Award Ray's 4 for Week 10 (11/9/20)
- 2019 CoSIDA Academic All-District 3 First Team
- 2019 SEC Academic Honor Roll

CAREER

- Veteran specialist who has produced a distinguished career on and off the field as a Vol
- Is in his fifth and final season with the program
- Serves as UT's starting punter and kickoff specialist
- A three-time member of the SEC Academic Honor Roll who was a CoSIDA First Team All-America selection in 2021
- Entered the season as the starting punter for the fourth straight season
- Averages 42.47 yards per punt, which ranks sixth all-time in UT history

- Wears the SEC grad patch after earning his bachelor's degree in May 2021
- Played in 60 career games

2022

- Placed both of his punts inside the 20 and booted a season-long 54-yarder on Senior Day in win vs. Missouri (11/12). Also set career highs with 11 kickoffs for 641 yards in the victory
- Pinned two of his four punts at #3 Georgia (11/5) inside the 20
- Had one of his top punting performances of the season in win over #19 Kentucky (10/29), booting three punts for 128 yards (42.7 avg) while downing two inside the five-yard line and hitting another for 51 yards with no return (season long)
- Punted just once in win over #3 Alabama (10/15), a 31-yarder that was touched by an Alabama player before being recovered by the Vols to set up a second-quarter touchdown. Also booted eight kickoffs for 492 yards and four touchbacks
- Punted twice for 83 yards in road win at #25 LSU (10/8), including a 34-yard boot late in the second quarter that was downed at the LSU 4-yard line
- Also had eight kickoffs for 473 yards, including a short directional kick on the opening kickoff that was muffed by LSU and recovered by UT's Will Brooks to set up the Vols' opening touchdown
- Did not have to punt in win over #20 Florida, but had seven kickoffs for 446 yards (63.7 avg) and four touchbacks
- Boomed eight kickoffs for 504 yards (63.0 avg) with four touchbacks in win over Akron (9/17)
- Had five punts for 213 yards (42.6 avg) and pinned two inside the 20 in win at #17 Pitt (9/10)
- Punted twice for 93 yards (46.5 avg) and boomed seven kickoffs for 428 yards (61.1 avg) with three touchbacks in season-opening win over Ball State (9/1)

NOTABLE

- Currently pursuing his Master of Science in kinesiology
- Maintained a 3.92 GPA while earning his undergraduate degree in kinesiology in May 2021
- Traveled to Belize with the 2020-21 VOLeaders Academy in June 2021
- Twitter: @paxbrooks | IG: @paxton_brooks
- >> Full profile on Record Book Page 59

CAREER HIGHS

Kickoffs	11 vs. Missouri, 11/12/22
Kickoff Yards	641 vs. Missouri, 11/12/22
Kickoff Average	65.0 (12x), last vs. Florida, 12/5/20
Touchbacks	7 (2x), last vs. South Carolina, 10/26/19
Punts	7 (2x), last at Alabama, 10/23/21
Punting Yards	310 at Alabama, 10/23/21
Punting Average (min. 2)	49.0 vs. Bowling Green, 9/2/21
Longest Punt	64 vs. Bowling Green, 9/2/21
Punts Inside 20	5 (2x), last vs. Ole Miss, 10/16/21

CAREER STATS

Punting	GP	No	Yds	Avg	TB	FC	I20	50+	Blk	Long
2018	12	1	34	34.0	0	0	1	0	0	34-ETSU
2019	13	30	1260	42.6	2	4	11	6	1	59-UTC
2020	10	49	2138	43.6	4	18	17	13	0	61-TAMU
2021	13	45	1982	44.0	3	26	18	11	0	64-BG
2022	12	30	1169	39.0	1	13	10	2	1	54-MIZ
Career	60	155	6583	42.5	10	61	57	32	2	64-BG

Kickoffs	GP	No	Yds	Avg	TB	OB
2018	12	52	3201	61.6	23	1
2019	13	64	3947	61.7	46	1
2020	10	40	2424	60.6	27	1
2021	13	8	511	63.9	2	0
2022	12	88	5198	59.1	27	3
Career	60	252	15281	60.6	125	6

GAME-BY-GAME

2022 Opp.	Punting
Ball State	2-93-46.5, Lg 48
at Pitt	5-213-42.6, Lg 49, 2 I20
Akron	2-85-42.5, Lg 49
Florida	0-0-0
at LSU	2-83-41.5, Lg 49, 1 I20

Alabama	1-31-31.0, Lg 31
UT Martin	2-56-28.0, Lg 31
Kentucky	3-128-42.7, Lg 51, 2 I20
at Georgia	4-152-38.0, Lg 41, 2 I20
Missouri	2-91-45.5, Lg 54, 2 I20
at South Carolina	3-107-35.7, Lg 44
at Vanderbilt	4-130-32.5, Lg 36, 1 I20

2022 Opp.	Kickoffs, TB
Ball State	7-428-61.1, 3
at Pitt	5-322-64.4, 3
Akron	8-504-63.0, 4
Florida	7-446-63.7, 4
at LSU	8-473-59.1
Alabama	8-492-61.5, 4
UT Martin	7-425-60.7, 1
Kentucky	8-456-57.0, 2
at Georgia	3-176-58.7
Missouri	11-641-58.3, 3
at South Carolina	7-352-50.3
at Vanderbilt	9-483-53.7, 2

2021 Opp.	Punting
Bowling Green	3-147-49.0, Lg 64, 2 I20
Pitt	4-183-45.8, Lg 51, 1 I20
Tennessee Tech	0-0-0
at Florida	6-259-43.2, Lg 61, 1 I20
at Missouri	0-0-0
South Carolina	5-220-44.0, Lg 60, 1 I20
Ole Miss	6-261-43.5, Lg 52, 5 I20
at Alabama	7-310-44.3, Lg 54, 2 I20
at Kentucky	1-52-52.0, Lg 52
Georgia	4-180-45.0, Lg 49, 1 I20
South Alabama	2-64-32.0, Lg 33, 1 I20
Vanderbilt	1-46-46.0, Lg 46, 1 I20
vs. Purdue	6-260-43.3, Lg 48, 3 I20

2021 Opp.	Kickoffs, TB
Bowling Green	7-449-64.1, 2
Pitt	1-62-62.0, 0

2020 Opp.	Punting
at South Carolina	6-243-40.5, Lg 51, 4 FC, 5 I20
Missouri	2-90-45.0, Lg 52, 1 FC, 1 I20
at Georgia	6-283-47.2, Lg 55, 2 FC, 3 I20
Kentucky	5-189-37.8, Lg 46
Alabama	6-275-45.8, Lg 48, 3 FC
at Arkansas	6-274-45.7, Lg 54, 1 I20
at Auburn	2-74-37.0, Lg 47
Florida	7-286-40.9, Lg 56, 4 FC, 3 I20
at Vanderbilt	5-235-47.0, Lg 48, 2 FC, 3 I20
Texas A&M	4-189-47.25, Lg 61, 1 FC, 1 I20

2020 Opp.	Kickoffs, TB
at South Carolina	6-365-60.8, 5
Missouri	6-360-60.0, 3
at Georgia	4-260-65.0, 3
Kentucky	2-130-65.0, 2
Alabama	3-195-65.0, 2
at Arkansas	4-260-65.0, 3
at Auburn	3-174-58.0, 2
Florida	2-130-65.0, 2
at Vanderbilt	7-380-54.3, 3
Texas A&M	3-170-56.7, 2

2019 Opp.	Punting
Chattanooga	1-59-59.00
at Florida	1-36-36.00
at Alabama	2-66-33.00, Lg 38, 1 FC, 1 I-20
South Carolina	4-176-44.00, Lg 51, 2 I-20
UAB	5-220-44.00, Lg 54, 2 I-20
at Kentucky	3-141-47.00, Lg 57, 3 I-20
at Missouri	4-158-39.50, Lg 45, 1 TB,
Vanderbilt	6-253-42.17, Lg 53, 2 I-20
vs. Indiana	4-151-37.75, Lg 43, 1 I-20

2019 Opp.	Kickoffs, TB
Georgia State	5-325-65.0, 5 TB
BYU	5-325-65.0, 5 TB
Chattanooga	8-510-63.8, 7 TB
at Florida	2-130-65.0, 2 TB
Georgia	3-195-65.0, 3 TB
Mississippi State	4-260-65.0, 3 TB
at Alabama	4-255-56.2, 1 TB

South Carolina	8-505-63.1, 7 TB
UAB	7-380-54.3, 2 TB
at Kentucky	4-259-64.8, 3 TB
at Missouri	4-235-58.8, 3 TB
Vanderbilt	5-276-55.2, 2 TB
vs. Indiana	5-322-64.4, 3 TB

2018 Opp.	Punting
ETSU	1-34-34.00, 34 Lg, 11-20

2018 Opp.	Kickoffs, TB
vs. West Virginia	3-193-64.3, 1 TB
ETSU	10-569-56.9, 5 TB, 1 OB
UTEP	5-325-65.0, 4 TB
Florida	4-238-59.5, 1 TB
at Georgia	3-194-64.7, 2 TB
at Auburn	6-361-60.2, 3 TB
Alabama	4-238-59.5
at South Carolina	5-321-64.2, 1 TB
Charlotte	3-188-62.7, 1 TB
Kentucky	4-253-63.2, 2 TB
Missouri	3-195-65.0, 2 TB
at Vanderbilt	2-126-63.0, 1 TB



LATRELL BUMPUS
DL • 6-3 • 290 • R-Sr.
Savannah, Tenn.



11

Last name pronounced bum-FISS

CAREER

- Brings experience and leadership to the defensive line and elected to return for a sixth season
- Originally recruited as a tight end and moved to defensive line following the 2018 season
- Worked his way back from a season-ending knee injury sustained in November 2020 and battled through a knee injury in the spring of 2022 but will be available during the 2022 season
- Accumulated 66 tackles – 34 solo – to go along with 12.0 tackles for loss, three sacks, one forced fumble and two fumble recoveries
- Battled through injury during his career and played in 54 games with 23 starts

2022

- Has been a key contributor along the defensive line, starting the final nine games of the regular season at defensive end and needs just two tackles to tie a career high
- Had a solid game in regular season finale at Vanderbilt (11/26), tying a season high with four tackles to go along with a PBU in shutout win
- Was one of UT's standout defenders at #3 Georgia (11/5), finishing with three solo tackles while tying a career high with two TFLs. Also forced his first-career fumble, which stalled the Bulldogs opening drive and led the Vols to a field goal on the ensuing drive to give them a 3-0 lead
- Got the start at DE and recorded three tackles in win over #19 Kentucky (10/29)
- Started at DE and finished with half a TFL in win over #3 Alabama (10/15)
- Earned his second straight start at DE and made two tackles in road win at #25 LSU (10/8)
- Started at DE in win over #20 Florida (9/24), posting a season-high four tackles to go along with a TFL
- Had a tackle and recovered a fumble in the end zone to thwart a potential first-half scoring drive in win over Akron (9/17)
- Recorded one tackle and one QB hurry over 20 defensive snaps in road win at #17 Pitt (9/10)
- Played 15 snaps as a reserve defensive lineman in season-opening win over Ball State (9/1)

NOTABLE

- Currently pursuing a Master of Science in agricultural leadership, education and communications after receiving undergraduate degree in communication studies in December 2021
- An avid hunter and fisherman

- Favorite musical artist is Lil Baby
 - Played travel baseball as a kid with former Vol baseball standout Evan Russell, who is now in the Los Angeles Angels organization
 - Grew up a Tennessee fan and his favorite player was Derek Barnett
 - Twitter: @LBumphus | IG: @latrell_bumphus
- >> Full profile on Record Book Page 61

CAREER HIGHS

Tackles	5 (2x), last at Georgia, 10/10/20
Tackles for Loss	2.0 (3x), last at Georgia, 11/5/22
Sacks	2.0 vs. BYU, 9/7/1 Ala
Quarterback Hurries	2 vs. Ole Miss, 10/16/21
Forced Fumbles	1 at Georgia, 11/5/22
Fumbles Recovered	1 (2x), last vs. Akron, 9/17/22
Passes Defended	1 (2x), last at Vanderbilt, 11/26/22

CAREER STATS

Defense	GP/GS	UT	AT	TT	Sack	TFL	FF	FR	QBH	PD	High Tk
2017	10/0	1	0	1	0-0	1-3	0	0	0	0	1-ISU
2018	12/1	0	0	0	0-0	0-0	0	0	0	0	N/A
2019	11/6	15	8	23	2-10	6-23	0	1	0	1	5-UK
2020	5/5	4	10	14	1-2	1.5-3	0	0	1	0	5-UGA
2021	4/2	3	4	7	0-0	0-0	0	0	2	0	3-ALA
2022	12/9	11	10	21	0	3.5-11	1	0	3	1	4(2x)
Career	54/23	34	32	66	3-12	12-40	1	1	6	2	5(2x)

GAME-BY-GAME

2022 Opp.	U-A-T, Other
Ball State	0-0-0
at Pitt	0-1-1, 1 qbh
Akron	1-0-1, 1 fr
*Florida	2-2-4, 1 tfl
*at LSU	1-1-2
*Alabama	0-1-1, 0.5 tfl
*UT Martin	0-0-0, 1 qbh
*Kentucky	1-2-3
*at Georgia	3-0-3, 2 tfl, 1 ff
*Missouri	1-1-2
*at South Carolina	0-0-0, 1 qbh
*at Vanderbilt	2-2-4, 1 pd

2021 Opp.	U-A-T, Other
Bowling Green	0-0-0
Pitt	DNP
Tennessee Tech	DNP
at Florida	1-1-2
at Missouri	DNP
South Carolina	DNP
*Ole Miss	1-1-2, 2 qbh
*at Alabama	1-2-3
at Kentucky	DNP
Georgia	DNP
South Alabama	DNP
Vanderbilt	DNP
vs. Purdue	DNP


2020 Opp.	U-A-T, Other
*at South Carolina	0-0-0
*Missouri	1-2-3, 1 qbh
*at Georgia	0-5-5, 0.5 tfl
*Kentucky	1-1-2, 1 tfl, 1 s
*Alabama	2-2-4
at Arkansas	DNP
at Auburn	DNP
Florida	DNP
at Vanderbilt	DNP
Texas A&M	DNP

2019 Opp.	U-A-T, Other
Georgia State	2-1-3, 1 fr
*BYU	2-1-3, 2 s, 2 tfl
*Chattanooga	1-0-1
*at Florida	0-2-2
*Georgia	1-1-2
*Mississippi State	4-0-4, 1 tfl
at Alabama	DNP
South Carolina	DNP
UAB	0-1-1
at Kentucky	4-1-5, 2 tfl
*at Missouri	1-0-1, 1 tfl
Vanderbilt	0-1-1, 1 pbu
vs. Indiana	0-0-0

2018 Opp.	U-A-T, Other
vs. West Virginia	0-0-0
ETSU	0-0-0
UTEP	0-0-0
Florida	0-0-0
at Georgia	0-0-0
at Auburn	0-0-0
Alabama	0-0-0
*at South Carolina	0-0-0
Charlotte	0-0-0
Kentucky	0-0-0
Missouri	0-0-0
at Vanderbilt	0-0-0

2017 Opp.	U-A-T, Other
vs. Georgia Tech	DNP
Indiana State	1-0-1, 1 tfl
at Florida	0-0-0
UMass	0-0-0
Georgia	0-0-0
South Carolina	0-0-0
at Alabama	0-0-0
at Kentucky	0-0-0
Southern Miss	0-0-0
at Missouri	DNP
LSU	0-0-0
Vanderbilt	0-0-0

* - denotes started



JEROME CARVIN
OL • 6-5 • 321 • Sr.
Memphis, Tenn.

75

CAREER HONORS

- 2022 All-SEC Third Team (Phil Steele)
- 2023 East-West Shrine Bowl Invitee
- 2022 Preseason All-SEC Third Team (Athlon)
- 2022 Preseason All-SEC Fourth Team (Phil Steele)
- 2023 Reese's Senior Bowl Watch List
- SEC Offensive Lineman of the Week (vs. UT Martin, 10/22/22)

CAREER

- Veteran, dominant offensive lineman who has illustrated his versatility his entire career
- Elected to return for his fifth and final year in college before pursuing NFL career
- Seen action on 2,748 total offensive snaps
- Did not allow a sack in 2021 and has issued only two sacks since the beginning of the 2019 season
- Played in a 59 games with 42 starts during his career – 20 at left guard, 17 at right guard and five at center

2022

- Has started all 12 games at left guard this year and has allowed just one sack and two QB hits in 791 offensive snaps
- Helped pave the way for a program record 724 yards of total offense and 66 points, the most in an SEC game in school history vs. Missouri (11/12)
- Played 48 offensive snaps in win over UT Martin (10/22), helping the Vols rack up 696 total yards and 65 points
- Played 76 clean offensive snaps and helped UT compile 52 points and 567 yards of total offense in win over #3 Alabama (10/15)
- Played all 82 snaps and helped Tennessee rack up 502 yards of total offense, including a season-high 263 rushing yards, in win at #25 LSU (10/8)
- Played all 72 offensive snaps in UT's win over #20 Florida (9/24) as the Vols racked up 576 yards of total offense and averaged 8.2 yards per play
- Played 54 clean offensive snaps as UT racked up over 600 yards of offense in win over Akron (9/17)
- Did not allow any sacks or hurries in 79 offensive snaps at left guard as the Vols defeated #17 Pitt (9/10) on the road
- Started at left guard and played 48 offensive snaps without allowing any pressures, hurries, hits or sacks in season-opening win over Ball State (9/1), helping the Vols rack up 59 points and 569 yards of offense

NOTABLE

- Majoring in communication studies
- His mother served in the Navy
- Has five siblings, Lejerrica Garner, LeMark Carvin Jr., LaShauna Singleton, LaQuinta Carvin and Tianna Thomas
- Moved from Guam to Houma, Louisiana, just months after he was born and then moved to Memphis in 2005 at the age of four
- His dream vacation is to return to Guam one day to see where he was born
- Started playing football at the age of seven
- Developed a close relationship with former teammates Trey Smith and Brandon Kennedy, who took him under their wing
- Hopes to go into college athletics administration when his playing career is over
- High school teammates with LB Jeremy Banks
- Twitter: @JeromeCarvin | IG: @JeromeCarvin

>> Full profile on Record Book Page 65

CAREER STATS

Games Played/Started: 2022: 12/12; 2021: 13/13;
2020: 10/4; 2019: 12/7; 2018: 12/6
Career: 59/42



CHRISTIAN CHARLES
DB • 6-1 • 186 • So.
Gainesville, Ga.

14

CAREER

- Versatile and instinctive sophomore defensive back who has asserted himself as a starting cornerback for the Vols this season
- Standout performer on special teams coverage
- Played in 17 games with seven starts in career
- Including this year, has three seasons of eligibility

2022

- Got the start at and played 49 snaps at corner, allowing just one reception for six yards while making one tackle in win at Vanderbilt (11/26)
- Saw action on 30 snaps at corner, finishing with a pair of tackles at South Carolina (11/19)
- Returned from injury to play 15 snaps vs. Missouri (11/12), posting a pair of tackles in the win
- Was one of UT's starting corners in win over #3 Alabama (10/15), tying a career high with eight tackles while also recovering a fumble on special teams that led to a Vols touchdown drive
- Started at corner and finished with seven tackles in road victory at #25 LSU (10/8)
- Got the start at corner in win over #20 Florida, posting four tackles while playing a career-high 81 defensive snaps
- Started at corner and played 42 defensive snaps while making one tackle in win over Akron (9/17)
- Made his first start at corner, tying for the team lead with a career-high eight tackles in season-opening win at Ball State (9/1)

NOTABLE

- Majoring in pre-professional programs
- Was an All-Region QB at Chestatee High School
- First football player from Chestatee High School to sign with an SEC program since 2009
- Twitter: @CD__Charles3 | IG: @cdcharles3

>> Full profile on Record Book Page 67

CAREER HIGHS

Tackles	8 (2x), last vs. Alabama, 10/15/22
Tackles for Loss	1.0 vs. Tennessee Tech, 9/18/21
Passes Defended	1 at Missouri, 10/2/21
Fumbles Recovered	1 vs. Alabama, 10/15/22
Blocked Kicks	1 (Blocked Punt) vs. Pitt, 9/11/21

CAREER STATS

Defense	GP/GS	UT	AT	TT	Sack	TFL	FF	FR	PD	Int	High Tk
2021	8/1	6	2	8	0-0	1-2	0	0	1	0	4-TTU
2022	9/6	18	15	33	0-0	0-0	0	1	0	0	8(2x)
Career	17/7	24	17	41	0-0	1-2	0	1	1	0	8(2x)

GAME-BY-GAME

2022 Opp.	U-A-T, Other
*Ball State	3-5-8
at Pitt	0-0-0
*Akron	1-0-1
*Florida	3-1-4
*at LSU	6-1-7
*Alabama	3-5-8, 1 fr
UT Martin	DNP
Kentucky	DNP
at Georgia	DNP
Missouri	1-1-2
at South Carolina	1-1-2
*at Vanderbilt	0-1-1

2021 Opp.	U-A-T, Other
Bowling Green	2-0-2
Pitt	0-0-0, 1 blocked punt
Tennessee Tech	3-1-4, 1 tfl
at Florida	1-1-2
*at Missouri	0-0-0, 1 pd
South Carolina	DNP
Ole Miss	DNP
at Alabama	DNP
at Kentucky	DNP
Georgia	DNP
South Alabama	0-0-0
Vanderbilt	0-0-0
vs. Purdue	0-0-0

* - denotes started



JEREMIAH CRAWFORD
OL • 6-5 • 315 • Sr.
Goddard, Kan.

53

CAREER

- Second-year offensive tackle who arrived at Tennessee as one of the top junior college prospects
- Has split time with Gerald Mincey at left tackle this season after having a solid spring
- Including this year, has two seasons of eligibility
- Played in 19 career games and has made six starts, all at left tackle

2022

- Has started the last five games at left tackle and six of the last seven
- Started at left tackle and helped Vols rack up a season-high 362 rushing yards in win at Vanderbilt (11/26)
- Made his second straight start at LT and played 68 offensive snaps without allowing a sack, hit, hurry or pressure in win over #19 Kentucky (10/29)
- Started at LT for second time this season and played 44 clean offensive snaps in win over UT Martin (10/22), helping UT score 65 points and compile 696 yards of total offense
- Played 38 snaps at LT (all in the second half) to help lead the Vols to a win over #3 Alabama (10/15)
- Made his first-career start at the Division I level, getting the nod at left tackle in road win at #25 LSU (10/8) and helping the Vols compile a season-high 263 yards on the ground
- Split time at left tackle with Gerald Mincey, seeing action on 35 offensive snaps without allowing any pressures, hurries, hits or sacks in season-opening win over Ball State (9/1), helping the Vols rack up 59 points and 569 yards of total offense

NOTABLE

- Majoring in communications studies
- Nickname is "JJ"
- Twitter: @@54jeremiah54 | IG: @Jeremiahcrawford

>> Full profile on Record Book Page 68

CAREER STATS

Games Played/Started: 2022: 9/6; 2021: 10/0
Career: 19/6



DAYNE DAVIS
OL • 6-7 • 325 • R-Jr.
Bluff City, Tenn.

66

CAREER HONORS

- 2021 Fall SEC Academic Honor Roll
- 2020 Fall SEC Academic Honor Roll

CAREER

- Former preferred walk-on offensive lineman who has made significant strides at tackle
- Earned a scholarship in December 2020 and then made an immediate impact on the staff with his outstanding play and work ethic
- Played in 25 career games and made three starts with all three coming at right tackle
- Including this season, has three years of eligibility

2022

- Saw action on 24 offensive snaps at left tackle in win at Vanderbilt (11/26), helping UT pile up a season-high 362 rushing yards
- Played five snaps at right tackle in win over Missouri (11/12)
- Saw time as a reserve at both left and right tackle in win over UT Martin (10/22), playing 30 clean offensive snaps
- Saw significant action at left tackle in road win at #25 LSU (10/8), playing 19 offensive snaps against the Tigers
- Played 23 clean offensive snaps at right tackle in second half of win over Akron (9/17)
- Did not allow a sack or a hit on 26 offensive snaps as a reserve right tackle in season-opening win over Ball State (9/1)

NOTABLE

- Majoring in supply chain management
- Twitter: @BigDayne_Davis | IG: @_daynedavis

>> Full profile on Record Book Page 69

CAREER STATS

Games Played/Started: 2022: 12/0; 2021: 13/3;
2020: 0/0; 2019: 0/0
Career: 25/3



BRYSON EASON
DL • 6-3 • 300 • R-So.
Memphis, Tenn.

20

CAREER

- Talented interior defensive lineman who has earned a larger role in 2022 in the defensive line rotation
- Earned a redshirt in the fall of 2021, and including this season, has four years of eligibility remaining
- Played in 21 career games

2022

- Set a career high with three tackles and a TFL in shutout victory at Vanderbilt (11/26)
- Had one TFL and recorded his first career fumble recovery at #3 Georgia (11/5)
- Made two tackles and registered a QB hurry in win over UT Martin (10/22)
- Had one tackle, half a TFL and half a sack in road win at #25 LSU (10/8)
- Finished with one tackle while playing 20 defensive snaps in win over #20 Florida (9/24)
- Recorded first-career sack and logged two tackles in win over Akron (9/17)
- Played 20 defensive snaps, recording one tackle in road victory at #17 Pitt (9/10)
- Saw action on 20 defensive snaps as a reserve defensive tackle and tallied two tackles in season-opening win over Ball State (9/1)

NOTABLE

- Majoring in communication studies
 - Came to Tennessee has a linebacker before bulking up and transitioning to defensive line
 - Was high school teammate of current Vol DB Tamarion McDonald at Whitehaven High School
 - Twitter: @EasonBryson | IG: @bezywrlld
- >> Full profile on Record Book Page 69

CAREER HIGHS

Tackles	3 at Vanderbilt, 11/26/22
Tackles for Loss	2.0 vs. Bowling Green, 9/2/21
Sacks	1.0 vs. Akron, 9/17/22
Quarterback Hurries	1 (2x), last vs. UT Martin, 10/22/22
Fumble Recoveries	1 at Georgia, 11/5/22

CAREER STATS

Defense	GP/GS	UT	AT	TT	Sack	TFL	FF	FR	QBH	PD	High Tk
2020	6/0	0	2	2	0-0	0-0	0	0	0	0	1(2x)
2021	3/0	2	1	3	0-0	2-7	0	0	1	0	2-BG
2022	12/0	9	7	16	1.5-3	3.5-8	0	1	1	0	3-VU
Career	21/0	11	10	21	1.5-3	5.5-15	0	1	2	0	3-VU

GAME-BY-GAME

2022 Opp.	U-A-T, Other
Ball State	0-2-2
at Pitt	0-1-1
Akron	1-1-2, 1 s, 1 tfl
Florida	1-0-1
at LSU	0-1-1, 0.5 tfl, 0.5 s
Alabama	1-0-1
UT Martin	2-0-2, 1 qbh
Kentucky	1-0-1
at Georgia	1-0-1, 1 tfl, 1 fr
Missouri	0-0-0
at South Carolina	0-1-1
at Vanderbilt	2-1-3, 1 tfl

2021 Opp.	U-A-T, Other
Bowling Green	2-0-2, 2 tfl
Pitt	0-0-0, 1 qbh
Tennessee Tech	DNP
at Florida	DNP
at Missouri	DNP
South Carolina	DNP
Ole Miss	DNP
at Alabama	DNP
at Kentucky	DNP
Georgia	DNP
South Alabama	DNP
Vanderbilt	0-1-1
vs. Purdue	DNP

2020 Opp.	U-A-T, Other
at South Carolina	DNP
Missouri	DNP
at Georgia	DNP
Kentucky	0-1-1
Alabama	0-0-0
at Arkansas	DNP
at Auburn	0-0-0
Florida	0-0-0
at Vanderbilt	0-1-1
Texas A&M	0-0-0



PRINCETON FANT
TE • 6-2 • 245 • R-Sr.
Nashville, Tenn.

CAREER HONORS

- 2023 Reese's Senior Bowl Watch List
- 2019 SEC Fall Academic Honor Roll

CAREER

- Athletic tight end out of Nashville who elected to return in 2022 for his sixth season at Tennessee
- Started his career as a running back and moved to tight end prior to the 2019 season
- Caught 50 passes for 560 yards and five touchdowns. Also has five rushing touchdowns and a passing touchdown to his name

- Wears the SEC graduate patch in 2022 after earning his degree in December 2021
- Has played in 45 career games and made 14 starts

2022

- Has been a versatile weapon for the Vols, accounting for nine total touchdowns this season (5 rushing, 3 receiving, 1 passing)
- Powered his way into the end zone from a yard out for his fifth rushing TD of the year in the first quarter of win at Vanderbilt (11/26)
- Caught a touchdown pass for the second straight game and finished with two receptions for a season-high 57 yards at South Carolina (11/19)
- With his 41-yard TD grab against the Gamecocks, Fant has scored seven total touchdowns this season (3 receiving, 4 rushing) and has found the end zone in five of the last six games
- Set a career high with two TD catches in Senior Day victory over Missouri (11/12), finishing with 21 yards receiving on the day
- Recorded his third straight game with a rushing touchdown and also made one catch for 11 yards in win over #19 Kentucky (10/29)
- Showed off his versatility in win over UT Martin (10/22), rushing for a career-high two touchdowns while also throwing his first-ever TD pass, a 66-yard strike to Jalin Hyatt on a trick play
- Scored his first-career rushing touchdown on a 2-yard fullback dive in the second quarter of UT's win over #3 Alabama (10/15)
- Added three receptions for 24 yards and scored a two-point conversion in the win over the Crimson Tide
- Set a career-high with five receptions for 43 yards in win over #20 Florida (9/24)
- Had two catches for 23 yards in win over Akron (9/17)
- Recorded first reception of the year with an eight-yard catch in road win at #17 Pitt (9/10)
- Started at tight end and played 34 offensive snaps in season-opening win over Ball State (9/1)

NOTABLE

- Earned bachelor's degree in sociology in Dec. 2021
 - Member of the team's leadership council
 - His cousin, Noah Fant, played tight end at Iowa and currently stars for the Seattle Seahawks
 - Has a two-year-old daughter
 - Twitter: @pfant12 | IG: @princetonfant88
- >> Full profile on Record Book Page 70

CAREER HIGHS

Receptions	5 vs. Florida, 9/24/22
Receiving Yards	71 vs. Purdue, 12/30/21
Receiving TDs	2 vs. Missouri, 11/12/22
Long Reception	58 vs. Purdue, 12/30/21
Rushes	3 vs. ETSU, 9/8/18
Rushing Yards	12 vs. UT Martin, 10/22/22
Rushing TDs	2 vs. UT Martin, 10/22/22
Long Rush	11 vs. UT Martin, 10/22/22
Completions	1 vs. UT Martin, 10/22/22
Passing Yards	66 vs. UT Martin, 10/22/22
Passing TDs	1 vs. UT Martin, 10/22/22
Long Completion	66 vs. UT Martin, 10/22/22

CAREER STATS

Receiving	GP/GS	No	Yds	Avg	Per/G	TD	Long	High Yd
2017								
								DNP - Redshirted
2018	2/0	0	0	0.0	0.0	0	N/A	N/A
2019	8/0	2	15	7.5	1.9	0	19-UTC	19-UTC
2020	10/3	12	103	8.6	10.3	1	15-AU	28-AU
2021	13/7	16	220	13.8	16.9	1	58-PUR	71-PUR
2022	12/4	20	222	11.1	18.5	3	41-SC	57-SC
Career	45/14	50	560	11.2	12.4	5	58-PUR	71-PUR

Rushing	GP/GS	No	Yds	Avg	Per/G	TD	Long	High Yd
2017								
								DNP - Redshirted
2018	2/0	3	7	2.3	3.5	0	6-ETSU	7-ETSU
2019	8/0	0	0	0.0	0.0	0	--	--
2020	10/3	0	0	0.0	0.0	0	--	--
2021	13/7	0	0	0.0	0.0	0	--	--
2022	12/4	6	17	2.8	1.4	5	11-UTM	12-UTM
Career	45/14	9	24	2.7	0.5	5	11-UTM	12-UTM

GAME-BY-GAME

2022 Opp.	Rec-Yds-TD, Lg	Rush-Yds-TD, Lg
*Ball State	0-0-0	0-0-0
at Pitt	1-8-0, 8	0-0-0
Akron	2-23-0, 19	0-0-0
*Florida	5-43-0, 16	0-0-0
at LSU	2-13-0, 8	0-0-0
Alabama	3-24-0, 9	1-2-1, 2
*UT Martin	0-0-0	2-12-2, 11 (66-yd TD Pass)
Kentucky	1-11-0, 11	1-2-1, 2
*at Georgia	1-5-0, 5	0-0-0
Missouri	2-21-2, 19	0-0-0
at South Carolina	2-57-1, 41	0-0-0
at Vanderbilt	0-0-0	2-1-1, 1

2021 Opp.	Rec-Yds-TD, Lg
Bowling Green	1-6-0, 6
*Pitt	4-47-0, 16
Tennessee Tech	1-7-0, 7
at Florida	0-0-0
*at Missouri	1-15-0, 15
South Carolina	1-3-0, 3
Ole Miss	0-0-0
at Alabama	0-0-0
*at Kentucky	0-0-0
*Georgia	1-8-0, 8 (0-1 passing)
*South Alabama	3-40-1, 24
*Vanderbilt	1-23-0, 23
*vs. Purdue	3-71-0, 58

2020 Opp.	Rec-Yds-TD, Lg
*at South Carolina	1-11-0, 11
Missouri	0-0-0
*at Georgia	1-9-0, 9
*Kentucky	0-0-0
Alabama	1-8-0, 8
at Arkansas	0-0-0
at Auburn	3-28-0, 15
Florida	2-23-0, 12
at Vanderbilt	1-6-1, 6
Texas A&M	2-18-0, 15

2019 Opp.	Rec-Yds-TD, Lg
Georgia State	DNP
BYU	DNP
Chattanooga	1-19-0, 19
at Florida	DNP
Georgia	DNP
Mississippi State	0-0-0
at Alabama	0-0-0
South Carolina	0-(-4)-0, 0
UAB	0-0-0
at Kentucky	0-0-0
at Missouri	0-0-0
vs. Indiana	0-0-0

2018 Opp.	Rush-Yds-TD, Lg
vs. West Virginia	DNP
ETSU	3-7-0, 6
UTEP	DNP
Florida	DNP
at Georgia	0-0-0
at Auburn	DNP
Alabama	DNP
at South Carolina	DNP
Charlotte	DNP
Kentucky	DNP
Missouri	DNP
at Vanderbilt	DNP

* - denotes started



TREVON FLOWERS

DB • 5-11 • 200 • Sr.
Atlanta, Ga.

CAREER HONORS

- 2022 Jim Thorpe Award Semifinalist
- 2022 Preseason All-SEC Third Team (Coaches, Media)
- 2022 Preseason All-SEC Fourth Team (Athlon)
- 2023 Reese's Senior Bowl Watch List
- 2020 Fall SEC Academic Honor Roll

CAREER

- Instinctive and talented safety who returned as a starter for the third straight season
- Had one of the best springs on the squad and emerged as one of the top leaders
- Notched 227 tackles, 5.0 TFLs, five interceptions, 13 passes defended and three forced fumbles
- Arrived in Knoxville as a three-sport star and baseball prospect out of Atlanta but chose to focus on football
- Appeared in 46 career games with 36 starts

2022

- Tallied four tackles and half a TFL at South Carolina (11/19)
- Made three tackles at #3 Georgia (11/5) and forced a fumble in the third quarter that was recovered by DL Bryson Eason
- Totaled six tackles and a pass breakup in win over #19 Kentucky (10/29)
- Made three tackles and forced a fumble in the second quarter that was recovered by the Vols and led to a UT touchdown in win over UT Martin (10/22)
- Recorded his fourth-career game with double-digit tackles, finishing with a season-high 11 stops in UT's win over #3 Alabama (10/15)
- Notched five tackles and intercepted a pass in the end zone on LSU's final offensive play for his fifth-career INT in road win over the Tigers (10/8)
- Made five tackles in win over #20 Florida (9/24)
- Notched seven tackles and tied career highs with one sack, one TFL and an interception in road win at #17 Pitt (9/10)
- His first quarter INT in the back of the end zone stalled a Pitt scoring drive and led to UT's first points on the ensuing possession, while his sack in overtime forced the Panthers into a fourth and goal from the 20-yard line
- Started at safety and finished with seven tackles in season-opening win over Ball State (9/1)

NOTABLE

- Majoring in communication studies
- Nickname is "Tre"
- Served as one of Tennessee's three player representatives at 2022 SEC Media Days in his hometown of Atlanta
- Member of UT's leadership council
- Originally committed to play baseball at Kentucky before deciding to sign a football scholarship at UT
- Was teammates in travel baseball with current Atlanta Braves outfielder, and 2022 NL Rookie of the Year, Michael Harris II
- Has five brothers, Tyree, Tajon, Ta'kown, Jadon and Emmanuel Clarke
- Bucket list item is to go snowboarding
- Favorite movie is "42"
- Favorite artist is Lil Baby
- Started playing football at the age of 10 but mostly focused on travel baseball
- Says covering ground and the instincts required as a shortstop allowed him to make a natural transition to safety in football
- Was roommates with 2022 NFL draftee VFL Alontae Taylor
- Twitter: @tresmoove1 | IG: @treflowerrrs

>> Full profile on Record Book Page 72

CAREER HIGHS

Tackles	15 at Florida, 9/25/21
Tackles for Loss	1.0 (4x), last at Pitt, 9/10/22
Sacks	1 (2x), last at Pitt, 9/10/22
Interceptions	1 (5x), last at LSU, 10/8/22
Passes Defended	2 vs. Purdue, 12/30/21
QB Hurries	1 (3x), last vs. South Alabama, 11/20/21
Forced Fumbles	1 (3x), last at Georgia, 11/5/22
Punt Returns	2 at Pitt, 9/10/22
Punt Return Yards	6 at Alabama, 10/23/21
Long Punt Return	6 at Alabama, 10/23/21
Kickoff Returns	1 vs. South Alabama, 11/20/21
Kickoff Return Yards	15 vs. South Alabama, 11/20/21
Long Kickoff Return	15 vs. South Alabama, 11/20/21

CAREER STATS

Defense	GP/GS	UT	AT	TT	Sack	TFL	FF	FR	PD	Int	High Tk
2018	7/1	3	6	9	0-0	0-0	0	0	1	0	5-WVU
2019	6/2	8	9	17	0-0	0-0	0	0	1	1	6-UF
2020	10/10	36	26	62	0-0	2-4	1	0	3	0	10(2x)
2021	12/12	48	34	82	1-8	15-8	0	0	5	2	15-UF
2022	11/11	34	23	57	1-12	15-12	2	0	3	2	11-ALA
Career	46/36	129	98	227	2-20	5-24	3	0	13	5	15-UF

GAME-BY-GAME

2022 Opp.	U-A-T, Other
*Ball State	3-4-7
*at Pitt	4-3-7, 1 s, 1 tfl, 1 int, 1 pd
*Akron	2-0-2
*Florida	3-2-5
*at LSU	2-3-5, 1 int, 1 pd
*Alabama	7-4-11
*UT Martin	3-0-3, 1 ff
*Kentucky	3-3-6, 1 pd
*at Georgia	3-0-3, 1 ff
*Missouri	3-1-4
*at South Carolina	1-3-4, 0.5 tfl
at Vanderbilt	DNP

2021 Opp.	U-A-T, Other
*Bowling Green	2-1-3
*Pitt	3-4-7
*Tennessee Tech	1-1-2, 1 pd, 1 qbh
at Florida	6-9-15, 1 qbh
at Missouri	DNP
*South Carolina	6-3-9, 0.5 tfl
*Ole Miss	5-4-9, 1 int, 1 pd
*at Alabama	3-3-6, 6-yd pr
*at Kentucky	6-3-9, 1 pd
*Georgia	7-2-9
*South Alabama	2-0-2, 1 s, 1 tfl, 1 qbh
*Vanderbilt	5-3-8
*vs. Purdue	2-1-3, 1 int, 2 pd

2020 Opp.	U-A-T, Other
*at South Carolina	1-1-2
*Missouri	5-5-10, 1 tfl
*at Georgia	3-5-8, 1 pd
*Kentucky	1-4-5, 1 pd
*Alabama	8-2-10, 1 tfl, 1 ff
*at Arkansas	4-1-5
*at Auburn	4-1-5, 1 pd
*Florida	4-3-7
*at Vanderbilt	2-3-5
*Texas A&M	4-1-5

2019 Opp.	U-A-T, Other
*Georgia State	0-2-2
BYU	0-1-1
Chattanooga	1-2-3
at Florida	3-3-6
Georgia	2-1-3
*Mississippi State	2-0-2, 1 int
at Alabama	DNP
South Carolina	DNP
UAB	DNP
at Kentucky	DNP
at Missouri	DNP
Vanderbilt	DNP
vs. Indiana	DNP

2018 Opp.	U-A-T, Other
*vs. West Virginia	3-2-5, 1 pbu
ETSU	0-1-1

UTEP	0-0-0
Florida	0-2-2
at Georgia	0-1-1
at Auburn	DNP
Alabama	DNP
at South Carolina	DNP
Charlotte	DNP
Kentucky	DNP
Missouri	0-0-0
at Vanderbilt	0-0-0

* - denotes started



KUROTT GARLAND

DL • 6-3 • 310 • R-Sr.
Conyers, Ga.

99

First name pronounced KERR-ott

CAREER HONORS

- 2021 Fall SEC Academic Honor Roll

CAREER

- Experienced defensive lineman and valuable special teams contributor
- Returns in 2022 for his fifth season with the Tennessee football program
- Teams up with his brother, Kwauze, on the defensive side of the ball
- Made 67 tackles, including five for a loss of 14 yards and a sack
- Played in 51 career games and made 13 starts
- Including this year, has two seasons of eligibility

2022

- Posted a season-high three tackles in win over #19 Kentucky (10/29)
- Finished with one tackle in 28 defensive snaps in win over #20 Florida (9/24)
- Got the start at defensive tackle and recorded his first-career pass breakup in win at #17 Pitt (9/10)
- Started at defensive tackle and played 24 defensive snaps, making one tackle in season-opening win over Ball State (9/1)

NOTABLE

- Majoring in communication studies
- Goes by the nickname "Prime"
- Younger brother, Kwauze, plays linebacker for UT
- Twitter: @1Prime99 | IG: @jamprime

>> Full profile on Record Book Page 74

CAREER HIGHS

Tackles	5 (2x), last at Arkansas, 11/7/20
Sacks	1.0 vs. South Alabama, 11/20/21
Tackles for Loss	2.0 vs. South Alabama, 11/20/21
Passes Defended	1 at Pitt, 9/10/22

CAREER STATS

Defense	GP/GS	UT	AT	TT	Sack	TFL	FF	FR	QBH	PD	High Tk
2018	4/0	0	0	0	0-0	0-0	0	0	0	0	--
2019	13/4	8	11	19	0-0	2-6	0	0	0	0	5-IU
2020	10/2	11	11	22	0-0	1-1	0	0	0	0	5-AR
2021	13/2	10	6	16	1-7	2-7	0	0	0	0	4-UA
2022	11/5	2	8	10	0-0	0-0	0	0	0	1	3-UK
Career	51/13	31	36	67	1-7	5-14	0	0	0	1	5(2x)

GAME-BY-GAME

2022 Opp.	U-A-T, Other
*Ball State	0-1-1
*at Pitt	0-0-0, 1 pd
*Akron	0-0-0
*Florida	1-0-1
at LSU	0-1-1
Alabama	0-1-1
UT Martin	DNP
Kentucky	1-2-3
at Georgia	0-2-2
Missouri	0-0-0
at South Carolina	0-1-1
*at Vanderbilt	0-0-0

2021 Opp.	U-A-T, Other
Bowling Green	1-0-1
Pitt	1-0-1
Tennessee Tech	2-1-3
at Florida	0-0-0
at Missouri	0-0-0
*South Carolina	0-0-0
Ole Miss	0-0-0
at Alabama	2-2-4
at Kentucky	0-0-0
Georgia	1-0-1
South Alabama	1-2-3, 2 tfl, 1 s
Vanderbilt	1-1-2
*vs. Purdue	1-0-1

2020 Opp.	U-A-T, Other
at South Carolina	0-0-0
Missouri	1-1-2
at Georgia	1-1-2
Kentucky	0-2-2
Alabama	1-1-2
at Arkansas	1-4-5
at Auburn	2-2-4
Florida	1-0-1
*at Vanderbilt	1-0-1
*Texas A&M	3-0-3, 1 tfl

2019 Opp.	U-A-T, Other
Georgia State	0-0-0
BYU	0-1-1
Chattanooga	1-0-1
at Florida	0-3-3
Georgia	0-1-1
Mississippi State	1-0-1
at Alabama	0-1-1
South Carolina	0-1-1
*UAB	0-0-0
at Kentucky	1-0-1
*at Missouri	1-0-1, 1 tfl
*Vanderbilt	2-1-3, 1 tfl
*vs. Indiana	2-3-5

2018 Opp.	U-A-T, Other
vs. West Virginia	DNP
ETSU	0-0-0
UTEP	DNP
Florida	DNP
at Georgia	0-0-0
at Auburn	DNP
Alabama	DNP
at South Carolina	DNP
Charlotte	0-0-0
Kentucky	DNP
Missouri	0-0-0
at Vanderbilt	DNP

* - denotes started



KAMAL HADDEN
DB • 6-1 • 190 • R-Jr.
River Rouge, Mich.

CAREER

- One of Tennessee's top cornerbacks who has earned a starting role in 2022
- Became a consistent contributor for the Vols in the defensive backfield during SEC play in 2021
- Transferred to UT after a brief spring at Auburn and Independence Community College in Kansas
- Played in 15 games with seven career starts
- Including this year, has two seasons of eligibility

2022

- Got the start at corner and had five tackles and a TFL in shutout victory at Vanderbilt (11/26)
- Led the Vols in tackles for the second time this season, finishing with a career-high nine, including half a TFL at South Carolina (11/19)
- Returned from injury at #3 Georgia, playing 22 snaps at corner while making one tackle
- Tied a career high with eight tackles in road win at #25 LSU (10/8)

- Notched seven tackles, including a TFL, and sealed the win over #20 Florida with an interception on the final play of the game, his second pick of the year and third of his career
- Made two tackles and added a TFL and a pass breakup in win over Akron (9/17)
- Earned first start of the season in road win at #17 Pitt (9/10) and finished with seven tackles, a forced fumble, a pass breakup and his first-career QB hurry
- Had a great start to the year in season opener vs. Ball State (9/1), making three tackles while also recording his second-career interception with a second-quarter pick that resulted in a Tennessee touchdown drive

NOTABLE

- Majoring in communications studies
- Says his mom is his biggest inspiration because she's always been his biggest fan
- Models his game after Jalen Ramsey
- Favorite movie is "Bad Boys"
- Favorite food is shrimp
- Favorite TV show "Snowfall"
- Twitter: @KamalHadden9 | IG: @mal900_

>> Full profile on Record Book Page 76

CAREER HIGHS

Tackles	9 at South Carolina, 11/19/22
Tackles for Loss	1.0 (5x), last at Vanderbilt, 11/26/22
Forced Fumbles	1 (2x), last at Pitt, 9/10/22
Interceptions	1 (3x), last vs. Florida, 9/24/22
Passes Defended	1 (6x), last vs. Florida, 9/24/22
QB Hurries	1 at Pitt, 9/10/22

CAREER STATS

Defense	GP/GS	UT	AT	TT	Sack	TFL	FF	FR	PD	Int	High	Tk
2021	7/2	13	4	17	0-0	2-7	1	0	2	1	8-ALA	
2022	8/5	23	19	42	0-0	3-5-1	1	0	4	2	9-SC	
Career	15/7	36	23	59	0-0	5.5-12	2	0	6	3	9-SC	

GAME-BY-GAME

2022 Opp.	U-A-T, Other
Ball State	1-2-3, 1 int, 1 pd
*at Pitt	4-3-7, 1 ff, 1 pd, 1 qbh
*Akron	2-0-2, 1 tfl, 1 pd
*Florida	5-2-7, 1 tfl, 1 int, 1 pd
*at LSU	3-5-8
Alabama	DNP
UT Martin	DNP
Kentucky	DNP
at Georgia	0-1-1
Missouri	DNP
at South Carolina	4-5-9, 0.5 tfl
*at Vanderbilt	4-1-5, 1 tfl

2021 Opp.	U-A-T, Other
Bowling Green	DNP
Pitt	DNP
Tennessee Tech	0-0-0
at Florida	DNP
at Missouri	DNP
South Carolina	DNP
Ole Miss	1-1-2
*at Alabama	6-2-8, 1 tfl, 1 ff
at Kentucky	2-0-2, 1 pd
Georgia	0-1-1
South Alabama	2-0-2, 1 tfl
Vanderbilt	DNP
*vs. Purdue	2-0-2, 1 int, 1 pd

* - denotes started



ROMAN HARRISON
DL/LB • 6-2 • 244 • Sr.
Bainbridge, Ga.

CAREER HONORS

- SEC Defensive Lineman of the Week (at Vanderbilt, 11/26/22)

CAREER

- Physical edge rusher who has had the best season of his career in 2022

- In his fourth year with the program and, including this year, has two seasons of eligibility remaining
- Key contributor at UT's LEO position
- Collected 85 career tackles, 14.5 tackles for loss, eight sacks and 10 QB hurries
- Played in 46 career games and made one start

2022

- Has had a breakout senior season, setting career highs in tackles (36), TFLs (6.0), sacks (3.0) and QB hurries (5)
- Had a career day in win at Vanderbilt (11/26), finishing with four tackles while setting career highs in TFLs (2.5) and sacks (2.0)
- Made five solo tackles at South Carolina (11/19)
- Tallied five tackles in win over #19 Kentucky (10/29)
- Had a tackle and half a TFL in win over UT Martin (10/22)
- Made three tackles in win vs. #3 Alabama (10/15)
- Had one of the best games of his career in road win at #25 LSU (10/8), posting a career-high seven tackles including 1.5 TFLs, a sack and a QB hurry
- Finished with two tackles and half a TFL in win over #20 Florida (9/24)
- Had a productive game in road win at #17 Pitt (9/10), collecting five tackles and a TFL while tying a career high with two QB hurries
- Made one tackle in season-opening win over Ball State (9/1)

NOTABLE

- Majoring in communication studies
- After a 2-4 start to the season, helped Bainbridge HS win its last seven games en route to a Georgia Class 5A State Championship in 2018
- Twitter: @rh30_ | IG: @rh30_

>> Full profile on Record Book Page 78

CAREER HIGHS

Tackles	7 at LSU, 10/8/22
Tackles for Loss	2.5 at Vanderbilt, 11/26/22
Sacks	2.0 at Vanderbilt, 11/26/22
QB Hurries	2 (2x), last at Pitt, 9/10/22

CAREER STATS

Defense	GP/GS	UT	AT	TT	Sack	TFL	FF	FR	QBH	PD	High	Tk
2019	11/0	3	5	8	2-12	2-12	0	0	1	0	4-UTC	
2020	10/0	5	2	7	2-15	3-18	0	0	0	0	2-UGA	
2021	13/1	19	15	34	1-11	3.5-14	0	0	4	0	6-USA	
2022	12/0	16	20	36	3-17	6-20	0	0	5	0	7-LSU	
Career	46/1	43	42	85	8-55	14.5-64	0	0	10	0	7-LSU	

GAME-BY-GAME

2022 Opp.	U-A-T, Other
Ball State	0-1-1
at Pitt	2-3-5, 1 tfl, 2 qbh
Akron	0-0-0
Florida	1-1-2, 0.5 tfl
at LSU	1-6-7, 1.5 tfl, 1 s, 1 qbh
Alabama	2-1-3
UT Martin	0-1-1, 0.5 tfl
Kentucky	0-5-5
at Georgia	1-2-3
Missouri	1-0-1, 1 qbh
at South Carolina	5-0-5
at Vanderbilt	3-1-4, 2.5 tfl, 2 s, 1 qbh

2021 Opp.	U-A-T, Other
Bowling Green	0-4-4
Pitt	1-0-1, 1 qbh
Tennessee Tech	0-1-1
at Florida	3-1-4
*at Missouri	2-0-2
South Carolina	1-2-3
Ole Miss	2-0-2, 1 qbh
at Alabama	1-2-3, 1 tfl, 1 s
at Kentucky	0-0-0
Georgia	3-2-5
South Alabama	4-2-6, 1.5 tfl, 2 qbh
Vanderbilt	2-0-2, 1 tfl
vs. Purdue	0-1-1

2020 Opp.	U-A-T, Other
at South Carolina	1-0-1
Missouri	0-0-0
at Georgia	2-0-2, 2 tfl, 1 s
Kentucky	0-0-0
Alabama	1-0-1, 1 s, 1 tfl
at Arkansas	0-0-0
at Auburn	0-0-0
Florida	0-1-1
at Vanderbilt	0-1-1
Texas A&M	1-0-1

2019 Opp.	U-A-T, Other
Georgia State	DNP
BYU	0-0-0, 1 qbh
Chattanooga	1-3-4
at Florida	0-0-0
Mississippi State	0-0-0
at Alabama	0-0-0
South Carolina	0-1-1
UAB	0-1-1
at Kentucky	0-0-0
at Missouri	0-0-0
Vanderbilt	1-0-1, 1 tfl, 1 s
vs. Indiana	1-0-1, 1 tfl, 1 s

* - denotes started



ELIJAH HERRING
LB • 6-2 • 227 • Fr.
Newnan, Ga.

44

CAREER

- Physical and athletic in-state linebacker and disruptive pass rusher originally from Georgia who played his final two prep seasons at Riverdale High School in Murfreesboro, Tennessee
- Enrolled at UT in January 2022 and went through spring practice
- Serves as the SAM linebacker in UT's short-yardage personnel grouping and is also a key contributor on special teams
- Played in 12 career games

2022

- Played in all 12 of UT's games in his true freshman season
- Finished with one tackle in win at Vanderbilt (11/26)
- Had three tackles and half a TFL in extended playing time in victory over UT Martin (10/22)
- Made three tackles and recorded a pair of sacks in the span of three plays to wreck a drive in the third quarter in win over Akron (9/17)
- Made one assisted tackle in his collegiate debut vs. Ball State (9/1)

HIGH SCHOOL

- Rated a consensus three-star recruit by all major recruiting services
- The No. 21 player in the state of Tennessee according to 247Sports Composite
- The No. 13 player in the state and the No. 46 rated linebacker in the nation by 247Sports.com
- Tabbed the No. 10 player in the Tennessee's 2021 "Dandy Dozen"
- Named a first-team selection for the Tennessee's 2020 All-Midstate Team
- Racked up 67 tackles, 16.0 tackles for loss, five sacks, four forced fumbles and two fumble recoveries as a senior in 2021
- Also played some wide receiver in high school, totaling 21 receptions for 309 yards and a touchdown over his final two seasons

NOTABLE

- Majoring in management
- Has a younger brother, Caleb, who also plays football and is currently one of the highest rated players in Tennessee's 2023 signing class
- Twitter: @ElijahHerring12 | IG: @elijaherring_

>> Full profile on Record Book Page 79

CAREER HIGHS

Tackles	3 (2x), last vs. UT Martin, 10/22/22
Tackles for Loss	2.0 vs. Akron, 9/17/22
Sacks	2.0 vs. Akron, 9/17/22
QB Hurries	1 vs. Ball State, 9/1/22

CAREER STATS

Defense	GP/GS	UT	AT	TT	Sack	TFL	FF	FR	QBH	PD	High Tk
2022	12/0	3	7	10	2-15	2.5-16	0	0	1	0	3(2x)
Career	12/0	3	7	10	2-15	2.5-16	0	0	1	0	3(2x)

GAME-BY-GAME

2022 Opp.	U-A-T, Other
Ball State	0-1-1, 1 qbh
at Pitt	0-0-0
Akron	2-1-3, 2 s, 2 tfl
Florida	0-0-0
at LSU	0-0-0
Alabama	0-1-1
UT Martin	1-2-3, 0.5 tfl
Kentucky	0-0-0
at Georgia	0-0-0
Missouri	0-1-1
at South Carolina	0-0-0
at Vanderbilt	0-1-1



HENDON HOOKER
QB • 6-4 • 218 • R-Sr.
Greensboro, N.C.



5

CAREER HONORS

- 2022 SEC Offensive Player of the Year (Associated Press, Coaches, USA TODAY)
- 2022 All-America Second Team (CBS/247Sports)
- 2022 All-America Third Team (Associated Press)
- 2022 All-America Honorable Mention (Phil Steele)
- 2022 All-SEC First Team (Associated Press, Coaches, USA TODAY)
- 2022 All-SEC Second Team (Phil Steele)
- 2022 Maxwell Award Finalist
- 2022 Johnny Unitas Golden Arm Award Finalist
- 2022 Walter Camp Player of the Year Finalist
- 2022 Manning Award Finalist
- 2022 Davey O'Brien Award Semifinalist
- 2022 Jason Witten Man of the Year Semifinalist
- 2023 Reese's Senior Bowl Invitee
- 2023 East-West Shrine Bowl Invitee
- 2022 Midseason All-American First Team (ESPN, Associated Press, The Athletic)
- 2022 Midseason All-American Second Team (PFF)
- 2022 Preseason All-SEC Second Team (Athlon, Coaches, Lindy's, Media, Phil Steele)
- Walter Camp National Offensive Player of the Week (vs. #20 Florida, 9/24/22)
- Maxwell Award Player of the Week (vs. #20 Florida, 9/24/22)
- Davey O'Brien Award National QB of the Week (vs. #3 Alabama, 10/15/22)
- SEC Offensive Player of the Week (at #17 Pitt, 9/10/22; vs. #20 Florida, 9/24/22; vs. Missouri, 11/12/22)
- Davey O'Brien Great 8 List (at #17 Pitt, 9/10/22; vs. #20 Florida, 9/24/22; vs. #3 Alabama, 10/15/22; vs. Kentucky, 10/29/22; vs. Missouri, 11/12/22)
- Reese's Senior Bowl Offensive Player of the Week (vs. #20 Florida, 9/24/22; vs. Missouri, 11/12/22)
- Manning Award Star/QB of the Week (vs. #20 Florida, 9/24/22; vs. #3 Alabama, 10/15/22; vs. Kentucky, 10/29/22; vs. Missouri, 11/12/22)
- East-West Shrine Bowl "Monday Morning QB" (at #17 Pitt, 9/10/22)
- 2021 Davey O'Brien Award Semifinalist
- 2021 All-SEC Fourth Team (Phil Steele)
- 2021-22 First-Year SEC Academic Honor Roll
- SEC Offensive Player of the Week (at #18 Kentucky, 11/6/21)
- Davey O'Brien Award Great 8 List (vs. South Carolina, 10/9/21)
- Manning Award Star of the Week (at Missouri, 10/4/21; at #18 Kentucky, 11/6/21)

CAREER

- A 2022 National Player of the Year candidate who had his collegiate career come to a close after suffering a season-ending injury at South Carolina in Week 11
- A program-changing player who helped return the Tennessee Volunteers to national prominence in his two seasons on Rocky Top
- Finished his time with the Vols as one of the most well-liked and respected players to dawn the Orange & White, holding a high standard for himself and his teammates in all facets of being a student-athlete
- Dynamic dual-threat graduate transfer who elected to return for his sixth and final collegiate season and second season at UT
- At age 24, the leader of the Vols
- Owens seven 300-yard passing games, six at UT
- Passed 11,000 yards of total offense for his collegiate career in his final game against South Carolina (11/19/22) and recorded his 2,000th career rushing yard two weeks prior at Georgia (11/5/22)
- Broke his own program record for single-season completion percentage, going 229-of-329 in his final year of eligibility for a 69.6 rate, topping the 68.0 percent clip he fired in his first year on Rocky Top in 2021
- Currently ranks 13th among active FBS players in career total offense
- Attempted 261 consecutive passes without an interception, the longest streak in program history and the third-longest streak in SEC history, before throwing a pick against Alabama (10/15/22)
- Owner of the program record with 20 consecutive games with a touchdown pass, surpassing Heath Shuler for the former program record (18) which Shuler did from 1992-94
- Finished his Tennessee career with 58 TD passes, the fifth-most in program history
- Ranks eighth all time in career passing yards at UT with 6,080, having passed Jeff Francis in his final game
- Owens a 15-7 record as a starter at Tennessee with the offense averaging 43.1 points per game and 512.3 yards per game in those 22 contests
- Hooker has accounted for 7,126 yards of total offense in his 24 games as a Vol, the sixth-best total in program history
- Threw multiple TD passes in 20 of his 24 games at UT, and accounted for multiple scores (rushing or passing) in 22 of his 24 games played in
- Threw two interceptions in 329 attempts in 2022, marking the lowest interception percentage for a Tennessee quarterback in program history (0.61 percent), breaking his own record from a season ago
- Ran for his 25th career touchdown in the win over Missouri in Week 11, also surpassing 1,000 career rushing yards at UT in the dominating victory
- For his entire collegiate career, Hooker put up 11,053 yards of total offense, completing 632-of-944 passes (66.9 percent) for 8,974 yards and 80 touchdowns with 12 interceptions. Added 2,079 yards on 517 carries with 25 scores on the ground, including four 100-yard rushing games
- Earned his undergraduate degree at Virginia Tech and spent four seasons with the Hokies prior to transferring to Knoxville
- Was 8-7 as a starter at Virginia Tech, completing 197-of-312 passes for 2,894 yards and 22 touchdowns through the air, while rushing for 1,033 yards on 247 carries and 15 touchdowns on the ground
- Comes from a family pedigree of quarterbacks, including his father and brother
- Played in 49 games with 37 starts in career

2022

- Currently ranks atop the SEC in passing efficiency (175.5), total offense (324.1), completion percentage (69.6) and yards per attempt (9.53)
- Finished his final collegiate season with 3,135 passing yards, becoming just the fifth Vol in program history to pass for over 3,000 yards in a single season
- Traveled with the team to Vanderbilt (11/26) despite having his season come to a close to continue his role as a supporter and leader of the Vols

- Went blow-for-blow in an offensive shootout at South Carolina (11/19), going 25-of-42 for 247 yards and three touchdowns in the game before going down with a season-ending knee injury on the first drive of the fourth quarter
- Connected for touchdowns with Cedric Tillman, Bru McCoy and Princeton Fant in the game, giving him 27 touchdowns on the season, good enough for fifth in single-season TD passes at UT
- Got back on track in Senior Day win vs. Missouri (11/12), racking up 405 yards of total offense and four touchdowns, passing for three and rushing for another
- Hit on 25-of-35 (71.4 percent) passing, totaling 355 yards and finding Princeton Fant for a pair of scores and Jalin Hyatt on a 68 yard catch-and-run TD against the Tigers. Added 50 yards on the ground, including a 14-yard rushing score
- Efficient in finding receivers against #3 Georgia, completing 23-of-33 (69.7 percent) passes, his fourth game of the season with 20 or more completions. Had his 20-game passing TD streak broken in the loss
- Commanded the Tennessee offense with precision against #19 Kentucky (10/29), going 19-of-25 through the air with 245 yards and three touchdowns, including his 50th career TD at UT, a 55-yard strike to Jalin Hyatt on the Vols' opening drive
- Added another scoring pass to Hyatt with 22 seconds left in the first half, giving the junior wideout his 14th touchdown catch of the season, a new program record
- Ran the ball into the end zone in the third quarter, looking off the defender on a sprint option and plunging over the goal line from eight yards out
- Didn't even play a full half against UT Martin (10/22) and still threw for 276 yards on 18-of-24 passing with three TDs, including a 49-yard strike to Squirrel White
- Broke VFL Heath Shuler's record for consecutive games with a passing touchdown against the Skyhawks, finding Ramel Keyton in the end zone on the final play of the first quarter to record his 19th straight game with a passing TD
- Shined in the spotlight against #3 Alabama (10/15), having a career-day through the air which saw him pass for 385 yards (career high) and five touchdowns (tied career high) while tossing the longest pass of his collegiate career, a 78-yard dime to Jalin Hyatt, who he connected with on all five touchdowns
- Finishing 21-of-30, Hooker's 385 yards and five TDs were both the most by a Vol quarterback in the 105-game series with Alabama. The single-game passing yardage ranked 16th while five touchdowns tied for second in UT single-game history
- Excellent yet again at #25 LSU (10/8), going 17-of-27 passing for 239 yards and a pair of touchdowns and adding 56 rushing yards on 10 attempts
- Honored with six different weekly honors following his performance in the win over #20 Florida (9/24)
- Became just the second quarterback in program history to pass for 300+ yards and run for 100+ yards in win against the Gators, joining Josh Dobbs who did so twice during his Tennessee career
- Completed 22-of-28 passing for 349 yards and a pair of touchdowns while adding 112 rushing yards on 13 carries and a score. Finished the victory over #20 Florida (9/24) with 461 yards of total offense, a new career high
- Has passed for multiple touchdowns in his last seven games and 14 of 17 games played as a Vol
- Started the Florida game 2-of-2 passing before his streak of 14-straight completions was broken. That figure ties for third-longest in program history, matching Tyler Bray who did it vs. Georgia State and Florida in 2012
- Highly efficient in the start against Akron (9/17), going 14-for-18 with 298 yards and a pair of touchdowns. Added 24 yards on the ground
- Set a new career-high in completions (27) in another strong outing against #17 Pitt (9/10) where he threw for 325 yards and two touchdowns, including a go-ahead 28-yard connection with Cedric Tillman in overtime to help propel the Vols to victory

- Picked up where he left off a season ago, throwing for two touchdowns while adding two more on the ground in season-opening win vs. Ball State (9/1)
- Completed 18-of-25 passes for 221 yards and added 12 yards rushing on five carries vs. the Cardinals
- In win over Ball State, recorded his first multi-rushing TD game at UT after doing so three times at Virginia Tech

NOTABLE

- Earned his undergraduate degree in public relations from Virginia Tech in December 2020
- Father, Alan, is enshrined in the North Carolina A&T Hall of Fame after enjoying a stellar playing career as quarterback
- Younger brother, Alston, followed in their father's footsteps and plays QB at North Carolina A&T. Returned to watch his brother's team during Tennessee's open weekend in 2021
- Co-wrote faith-based children's scripture book called "The ABCs of Scripture for Athletes" with his brother that debuted during the 2021 holiday season
- Says his father is his biggest inspiration because he put the ball in his hand at a young age and taught him the value of hard work
- Has developed a relationship with former UT quarterback Joshua Dobbs and also leans on VFL and fellow Greensboro native Emmanuel Moseley of the San Francisco 49ers, who he backed up at quarterback in high school
- Visited NYC on an NIL trip in July, visiting with various companies, prior to attending SEC Media Days in Atlanta
- An avid day trader with interest in the stock market
- Roommates and close friends with QB teammate Joe Milton III
- Wearing the No. 5 is special to him because there are five people in his immediate family - brother, sister, father and mother and one of his childhood friends, who was killed, wore No. 5 in high school. Wears a wristband on gameday that says Hook 5 with his family names on it
- Nickname is "Hendo Cinco"
- Has a dog named "Cinco"
- Twitter: @henhook2 | IG: @henhook_112

>> Full profile on Record Book Page 82

CAREER HIGHS

Completions	27 at Pitt, 9/10/22
Attempts	42 (3x), last at South Carolina, 11/19/22
Completion Pct (Min. 10 Att.)	100.0 at Louisville, 10/31/20*
Passing Yards	385 vs. Alabama, 10/15/22
Passing TDs	5 (2x), last vs. Alabama, 10/15/22
Long Pass	78 vs. Alabama, 10/15/22
Interceptions	3 at Wake Forest, 10/24/20*
Rushing Attempts	23 vs. Ole Miss, 10/16/21
Rushing Yards	164 vs. Boston College, 10/17/20*
Rushing TDs	3 (2x), last at Louisville, 10/31/20*
Long Rush	69 vs. William & Mary, 9/8/18*

* - at Virginia Tech

CAREER STATS

Passing	GP/GS	Cmp	Att	Pct	TD	Int	Yds	Per/G	Long	High Yd
2017*										
2018*	6/0	0	0	---	0	0	0	---	0	---
2019*	11/8	99	162	61.1	13	2	1555	141.4	71-PIT	311-UVA
2020*	8/7	98	150	65.3	9	5	1339	167.4	57-UNC260-PITT	
2021	13/11	206	303	68.0	31	3	2945	226.5	75(2x)	378-PUR
2022	11/11	229	329	69.6	27	2	3135	285.0	78-ALA	385-ALA
at VT	25/15	197	312	63.1	22	7	2894	115.8	71-PITT	311-UVA
at UT	24/22	435	632	68.8	58	5	6080	253.3	78-ALA	385-ALA
Career	49/37	632	944	66.9	80	12	8974	183.1	78-ALA	385-ALA

Rushing	GP/GS	No	Yds	Avg	Per/G	TD	Long	High Yd
2017*								
2018*	6/0	4	57	14.3	9.5	1	69-W&M	69-W&M
2019*	11/8	123	356	2.9	32.4	5	34-UVA	76-MIAMI
2020*	8/7	120	620	5.2	77.5	9	53-MIAMI	164-BC
2021	13/11	166	616	3.7	47.4	5	29-VU	108-UM
2022	11/11	104	430	4.1	39.1	5	44-UF	112-UF
at VT	25/15	247	1033	4.2	41.3	15	69-W&M	164-BC
at UT	24/22	270	1046	3.9	43.6	10	44-UF	112-UF
Career	49/37	517	2079	4.0	42.4	25	69-W&M	164-BC

* - at Virginia Tech

GAME-BY-GAME

2022 Opp.	Comp	Att	TD	INT	Pct.	Yards	Lg	Run	Yds	TD	Lg
*Ball State	18	25	2	0	72.0	221	32	5	12	2	5
*at Pitt	27	42	2	0	64.3	325	61	15	27	0	10
*Akron	14	18	2	0	77.8	298	57	2	24	0	27
*Florida	22	28	2	0	78.6	349	70	13	112	1	44
*at LSU	17	27	2	0	63.0	239	48	10	56	0	26
*Alabama	21	30	5	1	70.0	385	78	14	56	0	20
*UT Martin	18	24	3	0	75.0	276	49	4	28	0	22
*Kentucky	19	25	3	0	76.0	245	55	10	23	1	10
*at Georgia	23	33	0	1	69.7	195	28	18	17	0	11
*Missouri	25	35	3	0	71.4	355	68	8	50	1	28
*at S. Carolina	25	42	3	0	59.5	247	41	5	25	0	29
at Vanderbilt					DNP						

2021 Opp.	Comp	Att	TD	INT	Pct.	Yards	Lg	Run	Yds	TD	Lg
Bowling Green	1	1	0	0	100.0	5	5	0	0	0	0
Pitt	15	21	2	1	71.4	188	44	9	49	0	23
*Tenn. Tech	17	25	3	0	68.0	199	45	9	64	1	22
*at Florida	13	23	2	0	56.5	221	75	13	23	0	15
*at Missouri	15	19	3	0	78.9	225	35	14	76	1	19
*S. Carolina	17	23	3	0	73.9	225	39	20	66	1	21
*Ole Miss	17	26	1	0	65.4	233	30	23	108	1	21
*at Alabama	19	28	3	1	67.9	282	70	13	27	0	12
*at Kentucky	15	20	4	0	75.0	316	75	11	41	0	25
*Georgia	24	37	1	1	64.9	244	51	17	7	0	14
*S. Alabama	17	20	2	0	85.0	273	43	7	21	1	15
*Vanderbilt	10	18	2	0	55.6	156	46	11	75	0	29
*vs. Purdue	26	42	5	0	61.9	378	61	19	59	0	10

2020 Opp.	Comp	Att	TD	INT	Pct.	Yards	Lg	Run	Yds	TD	Lg
NC State					DNP						
at Duke					DNP						
at N. Carolina	7	13	2	0	53.8	136	57	8	29	1	12
*Boston Coll.	11	15	1	0	73.3	111	29	18	164	3	31
*at Wake Forest	17	33	1	3	51.5	223	39	17	98	0	20
*at Louisville	10	10	0	0	100.0	183	42	19	68	3	18
*Liberty	20	27	3	0	74.1	217	25	20	156	1	31
*Miami	19	29	0	1	65.5	202	32	21	59	1	53
*at Pitt	13	22	2	1	59.1	260	55	14	53	0	15
*Clemson	1	1	0	0	100.0	7	7	3	-7	0	10
Virginia					DNP						

2019 Opp.	Comp	Att	TD	INT	Pct.	Yards	Lg	Run	Yds	TD	Lg
at Boston Coll.					DNP						
Old Dominion	0	0	0	0	0.0	0	0	3	7	0	5
Furman	0	0	0	0	0.0	0	0	0	0	0	0
Duke	1	2	0	0	50.0	8	8	4	-11	0	7
*at Miami	10	20	3	0	50.0	184	67	16	76	1	15
*Rhode Island	16	27	3	0	59.3	261	40	15	43	0	11
*N. Carolina	8	12	1	0	66.7	127	55	10	41	0	13
at Notre Dame					DNP						
*Wake Forest	15	23	0	0	65.2	242	50	15	69	1	14
*at Ga. Tech	9	13	1	0	69.2	159	37	7	10	2	8
*Pitt	10	13	2	0	76.9	153	71	20	27	0	10
*at Virginia	18	30	1	2	60.0	311	61	21	44	1	34
*vs. Kentucky	12	22	2	0	54.5	110	22	12	50	0	14

2018 Opp.	Comp	Att	TD	INT	Pct.	Yards	Lg	Run	Yds	TD	Lg
at Florida St.					DNP						
William & Mary	0	0	0	0	0.0	0	0	1	69	1	69
East Carolina					DNP						
at Old Dominion	0	0	0	0	0.0	0	0	0	0	0	0
at Duke	0	0	0	0	0.0	0	0	2	0	0	1
Notre Dame	0	0	0	0	0.0	0	0	0	0	0	0
at N. Carolina					DNP						
Georgia Tech					DNP						
Boston College	0	0	0	0	0.0	0	0	1	-12	0	0
at Pitt					DNP						
Miami					DNP						
Virginia					DNP						
Marshall	0	0	0	0	0.0	0	0	0	0	0	0
vs. Cincinnati					DNP						

* - denotes started



JALIN HYATT

WR • 6-0 • 185 • Jr.
Irmo, S.C.

11

CAREER HONORS

- 2022 Biletnikoff Award Winner
- 2022 All-America First Team - Unanimous (AFCA, Associated Press, FWAA, Sporting News, Walter Camp, The Athletic, CBS/247Sports, ESPN, Phil Steele)
- 2022 All-SEC First Team (Associated Press, Coaches, USA TODAY, Phil Steele)
- 2022 Maxwell Award Semifinalist
- 2022 Walter Camp Player of the Year Semifinalist
- 2022 Midseason All-American First Team (ESPN, Associated Press)
- 2022 Midseason All-American Second Team (The Athletic)
- 2022 Midseason All-American HM (PFF)
- Walter Camp National Offensive Player of the Week (vs. #3 Alabama, 10/15/22)
- Maxwell Award National Player of the Week (vs. #3 Alabama, 10/15/22)
- SEC Offensive Player of the Week (vs. #3 Alabama, 10/15/22)

CAREER

- Winner of the 2022 Biletnikoff Award, presented annually to the top receiver in the FBS, the first player to win the award in program history
- Became just the 13th player in program history to garner NCAA Unanimous First Team All-America honors and the first since DB Eric Berry did so in consecutive seasons (2008 & 2009)
- Speedy wide receiver who has been stellar for the Vols in 2022 and has earned national attention for his ability to make explosive plays
- Broke the school record for single-season touchdown receptions in win over Kentucky (10/29), amassing 14 in his first eight games this season and capped the regular-season with 15 receiving scores
- Also holds the record for single-game touchdown receptions, notching five in an electric performance over #3 Alabama (10/15/22)
- Racked up 19 career receiving touchdowns, tied for fourth in program history with Peerless Price
- Ended the regular season with 1,267 receiving yards this season, just 31 yards off the program record of 1,298 set by Robert Meachem in 2006
- Logged five games with over 100 yards, doing so in four of his last seven games, and has five games with multiple touchdown receptions, all coming this season
- Those five 100-yard outputs this season rank tied for sixth in UT single-season 100-yard games, matching Cedric Tillman in 2021 and Tim McGee in 1985
- Tied for seventh in single-season receptions with Da'Rick Rogers, reeling in 67 through 12 games this year
- Made his 100th career catch in Week 12 at South Carolina
- Bulkied up this offseason and has shown big-play ability every game this season
- In his third year with the program and has three seasons of eligibility remaining
- Of his 108 catches, 52 have gone for 10+ yards, 30 for 20+ yards and 21 for 30+ yards
- Played in 35 career games with 14 starts

2022

- Has 12 TD catches in his last eight games
- The national leader receiving touchdowns this season with 15 and ranks atop the SEC in receiving yards (1,267), receiving yards per game (105.6) and receptions per game (5.6)
- Sits fourth nationally in total receiving yards and receiving yards per game
- Had multiple receiving touchdowns in a four game stretch spanning from the LSU (10/8) to Kentucky (11/29) games, becoming the first Vol in program history to do so over the course of a single season
- Finished the regular season strong and had a game-high 86 receiving yards on three completions at

- Vanderbilt (11/26), including a 61-yard connection with Joe Milton III on the third play of the game, setting up a rushing score one play later
- Tallied six catches for 65 yards at South Carolina (11/19), moving into second on the UT single-season receiving yards list after passing Peerless Price
- Posted 146 yards and a receiving touchdown in the home finale vs. Missouri (11/12), recording seven catches in the contest
- Had his big-play ability on full display, making catches of 24, 30 and 29 yards before scoring on a 68-yard wheel route out of the backfield in the third quarter against the Tigers
- Reeled in six passes for 63 yards at #3 Georgia (11/5), including a 28-yard catch-and-run in the fourth quarter
- Electric once again in the win over #19 Kentucky (10/29), making five catches for 138 yards and two touchdowns, including big plays of 55, 31 and 39 yards
- Tied and broke the record for single-season touchdowns in win over UK, capping the first drive of the game with a 55-yard score, then finding the end zone again with 33 seconds left in the first half, hauling in a Hendon Hooker pass from 31 yards out
- Reeled in seven catches for 174 yards against UT Martin (10/22) while adding a pair of TDs to post his second straight game with over 100 yards receiving
- Had two big plays against the Skyhawks, a 44-yard connection with Hendon Hooker and a 66-yard juggling catch-and-run on a trick play thrown by tight end Princeton Fant
- Surpassed 1,000 career receiving yards in the win over #3 Alabama (10/15) and doubled his season total for touchdown receptions in a historic performance against the Tide
- Dazzled on a national stage in the win over #3 Alabama, making six catches for 207 yards and five touchdowns in the thrilling victory
- Recorded the longest catch of his career, a 78-yard catch-and-run in the fourth quarter and also had TD receptions of 36, 11, 60 and 13 yards
- His five TD catches set a new program record for single-game touchdown receptions, passing the previous mark of three by 12 different Vols. He also tied the SEC record for single-game TDs, last accomplished by DeVonta Smith of Alabama in 2019
- His 30 points scored tied the program record for a single-game, matching Gene McEver who had five rushing TDs in 1929
- Hyatt recorded the sixth-most receiving yards in program history against the Tide, recording the 10th 200-yard receiving performance all-time
- Made two touchdown catches for the second time this season at #25 LSU (10/8), hauling in a 45-yard dime from Hendon Hooker in the second quarter, then reeling in another 14-yard strike in the third quarter
- Finished the game in Baton Rouge with four catches for 63 yards
- Recorded five receptions for 58 yards against #20 Florida (9/24) with a long reception of 21 yards
- Had a career day in win over Akron (9/17), recording 166 receiving yards and a pair of touchdowns, as well as a 57-yard reception, all career bests
- Posted three huge plays in the win over the Zips, securing receptions of 57, 48 and 47 yards
- Tallied a career-high 11 catches for 73 yards in win at #17 Pitt (9/10), tying for the fifth-most receptions in a game in school history
- Started the season with a bang, taking the first offensive play of the season, a pass from Hendon Hooker, 23 yards before diving into the end zone for a touchdown. Finished the opener vs. Ball State (9/1) with two receptions for 28 yards

NOTABLE

- Majoring in recreation and sport management
- Has a younger brother, Devin, who plays football at IMG Academy in Florida
- Models his game after Las Vegas Raiders WR Davante Adams
- Came from same high school program as VFL Bryce Thompson
- Started playing football at the age of five
- Twitter: @jalinhyatt | IG: @jalinhyatt
- >> Full profile on Record Book Page 85

CAREER HIGHS

Receptions	11 at Pitt, 9/10/22
Receiving Yards	207 vs. Alabama 10/15/22
Receiving TDs	5 vs. Alabama, 10/15/22
Long Reception	78 vs. Alabama, 10/15/22
Rushes	1 (3x), last at Pitt, 9/10/22
Rushing Yards	10 at Florida, 9/25/21
Long Rush	10 at Florida, 9/25/21

CAREER STATS

Receiving	GP/GS	No	Yds	Avg	Per/G	TD	Long	High Yd
2020	10/1	20	276	13.8	27.6	2	48-ALA	86-ALA
2021	13/1	21	226	10.8	17.4	2	41-UK	62-BG
2022	12/12	67	1267	18.9	105.6	15	78-ALA	207-ALA
Career	35/14	108	1769	16.4	50.5	19	78-ALA	207-ALA

Rushing	GP/GS	No	Yds	Avg	Per/G	TD	Long	High Yd
2020	10/1	1	3	3.0	0.3	0	3-UGA	3-UGA
2021	13/1	1	10	10.0	0.8	0	10-UF	10-UF
2022	12/12	1	0	0.0	0.0	0	0-PITT	0-PITT
Career	35/14	3	13	4.3	0.4	0	10-UF	10-UF

GAME-BY-GAME

2022 Opp.	Rec-Yds-TD, Lg	Rush-Yds-TD, Lg
*Ball State	2-28-1, 23	0-0-0
*at Pitt	11-73-0, 10	1-0-0, 0
*Akron	5-166-2, 57	0-0-0
*Florida	5-58-0, 21	0-0-0
*at LSU	4-63-2, 45	0-0-0
*Alabama	6-207-5, 78	0-0-0
*UT Martin	7-174-2, 66	0-0-0
*Kentucky	5-138-2, 55	0-0-0
*at Georgia	6-63-0, 28	0-0-0
*Missouri	7-146-1, 68	0-0-0
*at South Carolina	6-65-0, 16	0-0-0
*at Vanderbilt	3-86-0, 61	0-0-0

2021 Opp.	Rec-Yds-TD, Lg	Rush-Yds-TD, Lg
*Bowling Green	4-62-0, 30	0-0-0
Pitt	0-0-0	0-0-0
Tennessee Tech	0-0-0	0-0-0
at Florida	0-0-0	1-10-0, 10
at Missouri	0-0-0	0-0-0
South Carolina	3-21-1, 11	0-0-0
Ole Miss	1-18-0, 18	0-0-0
at Alabama	3-14-0, 5	0-0-0
at Kentucky	1-41-0, 41	0-0-0
Georgia	5-24-0, 7	0-0-0
South Alabama	1-11-0, 11	0-0-0
Vanderbilt	0-0-0	0-0-0
vs. Purdue	3-35-1, 31	0-0-0

2020 Opp.	Rec-Yds-TD, Lg	Rush-Yds-TD, Lg
at South Carolina	0-0-0	0-0-0
Missouri	2-54-0, 36	0-0-0
at Georgia	1-(-6)-0, 0	1-3-0, 3
Kentucky	0-0-0	0-0-0
Alabama	2-86-1, 48	0-0-0
at Arkansas	2-7-0, 7	0-0-0
at Auburn	3-37-0, 17	0-0-0
Florida	4-10-0, 5	0-0-0
at Vanderbilt	5-81-1, 26	0-0-0
*Texas A&M	1-7-0, 7	0-0-0

* - denotes started



TAYVEN JACKSON

QB • 6-3 • 200 • Fr.
Greenwood, Ind.

3

2022

- Logged one completion for nine yards against UT Martin (10/22) and rushed for nine yards, as well
- Completed his first collegiate pass against Akron (9/17) and finished the game 2-for-2 with 28 yards while scoring his first touchdown, a 1-yard scamper into the checkerboards in the fourth quarter
- Made his collegiate debut in the fourth quarter of the season opener vs. Ball State (9/1)

HIGH SCHOOL

- A blue-chip quarterback and proven winner out of Indiana with tremendous leadership skills
- Enrolled at Tennessee in January 2022 and showed great command of the offense as a true freshman during the spring of 2022
- Led Center Grove High School to back-to-back undefeated Class 6A state championships and 28 wins

NOTABLE

- Majoring in recreation and sport management
 - His older brother, Trayce Jackson-Davis, is an All-Big Ten forward and preseason All-American for Indiana basketball
 - His father played cornerback at Washington State and was a member of the Cougars' 1998 Pac-10 champion and Rose Bowl team. He played for three NFL teams in four years, two seasons in the NFL Europe and one season in the Arena Football League
 - Twitter: @Tayvenjackson2 | IG: @tayven.jackson
- >> Full profile on Record Book Page 86

CAREER STATS

Passing	GP/GS	Cmp	Att	Pct	TD	Int	Yds	Per/G	Long	High Yd
2022	3/0	3	4	75.0	0	0	37	12.3	22-AKR	28-AKR
Career	3/0	3	4	75.0	0	0	37	12.3	22-AKR	28-AKR

Rushing	GP/GS	No	Yds	Avg	Per/G	TD	Long	High Yd
2022	3/0	4	10	2.5	3.3	1	14-UTM	9-UTM
Career	3/0	4	10	2.5	3.3	1	14-UTM	9-UTM

GAME-BY-GAME

2022 Opp.	Comp	Att	TD	INT	Pct.	Yards	Lg	Run	Yds	TD	Lg
Ball State	0	0	0	0	0.0	0	0	1	0	0	0
at Pitt					DNP						
Akron	2	2	0	0	100.0	28	22	1	1	1	1
Florida					DNP						
at LSU					DNP						
Alabama					DNP						
UT Martin	1	2	0	0	50.0	9	9	2	9	0	14
Kentucky					DNP						
at Georgia					DNP						
Missouri					DNP						
at South Carolina					DNP						
at Vanderbilt					DNP						



JOSHUA JOSEPHS
DL • 6-3 • 238 • Fr.
Kennesaw, Ga.

19

CAREER

- Young playmaker with who possesses a lot of talent and has been a valuable reserve as a true freshman
- Recorded 2.5 tackles for loss and a sack in his career
- Played in 11 games

2022

- In the regular-season finale at Vanderbilt (11/26) made his fifth QB hurry of the season
- Logged a QB hurry and a pass breakup to go along with one tackle in the victory over UT Martin (10/22)
- Recorded his first-career sack in the victory at #25 LSU (10/8), setting the tone for the defense in the first quarter. Finished with two tackles in the game
- Made an impact as a reserve d-lineman in his first SEC game, recording a pair of QB hurries and a tackle in the victory over #20 Florida (9/24)
- Notched three tackles and a TFL in the victory over Akron (9/17), seeing significant action as a reserve with 29 defensive snaps played
- Made his collegiate debut in season-opening win over Ball State (9/1), finishing with a pair of tackles, a pass breakup and half a TFL in just 14 defensive snaps played

HIGH SCHOOL

- Talented, lengthy edge rusher from North Cobb High School in Kennesaw, Georgia
- Enrolled at Tennessee in June 2022
- Rated a four-star prospect and a top-15 edge rusher in the country by both 247Sports and On3.com
- Has a verified 82-inch wingspan

- As a senior, tallied 104 tackles and six sacks as the leader of a defense that allowed only 17.5 points per game
- Received all-state and all-county first team defensive honors in 2020

NOTABLE

- Majoring in recreation and sport management
 - Enjoys learning about financial instruments in his free time
 - Models his game after T.J. Watt
 - Favorite movie is Kung Fu Panda
 - Twitter: @joshuajosephs2 | IG: @k4lebe
- >> Full profile on Record Book Page 87

CAREER HIGHS

Tackles	3 vs. Akron, 9/17/22
Sacks	1 at LSU, 10/8/22
Tackles for Loss	1 (2x), last at LSU, 10/8/22
Passes Defended	1 (2x), last vs. UT Martin, 10/22/22
QB Hurries	2 vs. Florida, 9/24/22

CAREER STATS

Defense	GP/GS	UT	AT	TT	Sack	TFL	FF	FR	QBH	PD	High Tk
2022	11/0	4	5	9	1-7	2.5-9	0	0	5	2	3-AKR
Career	11/0	4	5	9	1-7	2.5-9	0	0	5	2	3-AKR

GAME-BY-GAME

2022 Opp.	U-A-T, Other
Ball State	0-2-2, 0.5 tfl, 1 pd
at Pitt	DNP
Akron	3-0-3, 1 tfl
Florida	0-1-1, 2 qbh
at LSU	1-1-2, 1 s, 1 tfl
Alabama	0-0-0
UT Martin	0-1-1, 1 qbh, 1 pd
Kentucky	0-0-0
at Georgia	0-0-0
Missouri	0-0-0, 1 qbh
at South Carolina	0-0-0
at Vanderbilt	0-0-0, 1 qbh



RAMEL KEYTON
WR • 6-3 • 195 • Sr.
Marietta, Ga.

80

CAREER

- Veteran wide receiver who has flashed his big play ability in his fourth season with the program
- Has been an impact wideout in his starting action and a valuable asset to the quick-strike Vol offense
- Played in 41 career games with 10 starts

2022

- Has 27 catches and 486 yards through 12 games this year, his first season with double-digit receptions and 200+ yards in his career
- Made his 10th career start at Vanderbilt (11/26) and hauled in three passes for 36 yards, including a 23-yard connection on his first reception of the day
- Had two catches for 33 yards at South Carolina (11/19)
- Earned the start against Missouri (11/12) and had a big play in the fourth quarter, snaring a 46-yard strike from Joe Milton III for his fourth TD of the season. Finished with two catches for 60 yards
- Continued a strong run, posting his first career multi-touchdown performance in the victory over UT Martin (10/22). Logged five catches for 77 yards with his scores coming from eight and 17 yards out against the Skyhawks
- Had a career day in the victory over #3 Alabama (10/15), posting a new personal-best in receiving yards with 78 on five catches
- Logged a pair of receptions for 19 yards and started in the road victory over #25 LSU (10/8)
- Had three receptions for career-high 69 yards in the win over #20 Florida (9/24), including an incredible 43-yard diving reception late in the first half that helped the Vols take a 17-14 lead into halftime
- Made one catch, a 57-yard connection with Joe Milton III for a touchdown with four seconds remaining in the third quarter in win over Akron (9/17). The reception marked his first collegiate

- touchdown and the longest reception of his career
- Recorded four receptions for 57 yards, including a 32-yard connection with Hendon Hooker for his first catch of the season, in the season-opening over vs. Ball State (9/1)

NOTABLE

- Majoring in communication studies
 - Twitter: @Wimel10 | IG: @dba.mel
- >> Full profile on Record Book Page 88

CAREER HIGHS

Receptions	5 (3x), last vs. UT Martin, 10/22/22
Receiving Yards	78 vs. Alabama, 10/15/22
Long Reception	57 vs. Akron, 9/17/22
Receiving Touchdowns	2 vs. UT Martin, 10/22/22
Rushes	1 vs. Georgia State, 8/31/19
Rushing Yards	10 vs. Georgia State, 8/31/19
Long Rush	10 vs. Georgia State, 8/31/19

CAREER STATS

Receiving	GP/GS	No	Yds	Avg	Per/G	TD	Long	High Yd
2019	12/0	4	104	26.0	8.7	0	46-IU	60-IU
2020	7/3	9	76	8.4	10.9	0	16-UGA	29-UGA
2021	10/1	7	72	10.3	7.2	0	15-UGA	48-UGA
2022	12/6	27	486	18.0	40.5	4	57-AKR	78-ALA
Career	41/10	47	738	15.7	18.0	4	57-AKR	78-ALA

GAME-BY-GAME

2022 Opp.	Rec-Yds-TD, Lg	Rush-Yds-TD, Lg
Ball State	4-57-0, 32	0-0-0
at Pitt	0-0-0	0-0-0
Akron	1-57-1, 57	0-0-0
*Florida	3-69-0, 43	0-0-0
*at LSU	2-19-0, 11	0-0-0
*Alabama	5-78-0, 31	0-0-0
*UT Martin	5-77-2, 38	0-0-0
Kentucky	0-0-0	0-0-0
at Georgia	0-0-0	0-0-0
*Missouri	2-60-1, 46	0-0-0
at South Carolina	2-33-0, 17	0-0-0
*at Vanderbilt	3-36-0, 23	0-0-0

2021 Opp.	Rec-Yds-TD, Lg	Rush-Yds-TD, Lg
Bowling Green	DNP	
Pitt	0-0-0	0-0-0
Tennessee Tech	1-10-0, 10	0-0-0
at Florida	0-0-0	0-0-0
at Missouri	0-0-0	0-0-0
South Carolina	0-0-0	0-0-0
Ole Miss	0-0-0	0-0-0
at Alabama	DNP	
at Kentucky	0-0-0	0-0-0
Georgia	5-48-0, 15	0-0-0
*South Alabama	1-14-0, 14	0-0-0
Vanderbilt	DNP	
vs. Purdue	0-0-0	0-0-0

2020 Opp.	Rec-Yds-TD, Lg	Rush-Yds-TD, Lg
*at South Carolina	2-20-0, 13	0-0-0
*Missouri	0-0-0	0-0-0
at Georgia	2-29-0, 16	0-0-0
Kentucky	2-6-0, 9	0-0-0
Alabama	1-4-0, 4	0-0-0
at Arkansas	1-7-0, 7	0-0-0
at Auburn	1-10-0, 10	0-0-0
Florida	DNP	
at Vanderbilt	DNP	
Texas A&M	DNP	

2019 Opp.	Rec-Yds-TD, Lg	Rush-Yds-TD, Lg
Georgia State	0-0-0	1-10-0, 10
BYU	0-0-0	0-0-0
Chattanooga	0-0-0	0-0-0
at Florida	DNP	
Georgia	0-0-0	0-0-0
Mississippi State	1-41-0, 41	0-0-0
at Alabama	0-0-0	0-0-0
South Carolina	0-0-0	0-0-0
UAB	0-0-0	0-0-0
at Kentucky	1-3-0, 3	0-0-0
at Missouri	0-0-0	0-0-0
Vanderbilt	0-0-0	0-0-0
vs. Indiana	2-60-0, 46	0-0-0

* - denotes started



JACKSON LAMPLEY

OL • 6-4 • 320 • R-Jr.
Nashville, Tenn.

50

CAREER HONORS

- 2021 SEC Fall Academic Honor Roll
- 2020 SEC Fall Academic Honor Roll
- 2019-20 First-Year SEC Academic Honor Roll

CAREER

- Promising interior offensive lineman who continued a family legacy of Tennessee Vols
- In his fourth season with the program and has three seasons of eligibility remaining
- Played in 26 career games (24 in a row)

2022

- Taken 83 offensive snaps this season, allowing no QB hits and just one pressure while playing all 12 games
- Saw a season-high 24 offensive snaps at right guard where he allowed no pressures and committed no penalties in the contest against UT Martin (10/22)
- Played 23 spotless snaps as a reserve right guard in win over Akron (9/17)
- Saw action at right guard for 23 offensive snaps as a reserve in season-opening win vs. Ball State (9/1)

NOTABLE

- Father, Brad, played offensive line for the Vols during the Peyton Manning era and was a three-time member of the SEC Academic Honor Roll
- Wears the #50 in honor of his grandfather, Dennis, who is a member of the Kentucky Sports Hall of Fame
- Dennis coached for 47 years at Trinity High School in Louisville and still holds the Kentucky state record for consecutive wins with 50
- Majoring in management
- Twitter: @JMLampley50 | IG: @JMLampley50

CAREER STATS

Games Played/Started: 2022: 12/0; 2021: 12/0; 2020: 0/0; 2019: 2/0
Career: 26/0



OLLIE LANE

OL • 6-4 • 325 • R-Sr.
Corryton, Tenn.



78

CAREER HONORS

- 2021 Fall SEC Academic Honor Roll
- 2020 Fall SEC Academic Honor Roll
- 2019 Fall SEC Academic Honor Roll

CAREER

- In-state offensive lineman who has been a valuable addition as a reserve
- Saw significant time at guard during the 2021 season and has taken reps at center in practice
- Wearing SEC grad patch after earning bachelor's degree from Tennessee in May 2021
- Including this season, has two years of eligibility
- Played in 27 games with five starts in his career, all at left guard

2022

- Has 118 offensive snaps under his belt in 2022 and is yet to allow a pressure or commit a penalty
- Spotless in 29 snaps at left guard at Vanderbilt (11/26), allowing no pressures or committing any penalties in a big night for the UT rushing attack
- Played 26 offensive snaps against UT Martin (10/22) and was excellent in pass coverage at left guard
- Logged 23 snaps at left guard in the victory over Akron (9/17) as a reserve in the second half
- Started the year strong with 34 spotless snaps taken at left guard as a reserve in season-opening win over Ball State (9/1)

NOTABLE

- Earned his undergraduate degree from UT in kinesiology in May 2021
- Is a distant relative of William Wallace, a Scottish knight immortalized in the movie "Braveheart"
- Currently pursuing a Master of Science degree with a focus in management and human resources
- Twitter: @ollie_lane78 | IG: @ollie_lane78

CAREER STATS

Games Played/Started: 2022: 12/0; 2021: 12/5; 2020: 0/0; 2019: 3/0
Career: 27/5



COOPER MAYS

OL • 6-3 • 296 • Jr.
Knoxville, Tenn.

63

CAREER HONORS

- SEC Offensive Lineman of the Week (vs. Missouri, 11/12/22)
- 2022 Preseason All-SEC Third Team (Media)
- 2021 Fall SEC Academic Honor Roll

CAREER

- Local standout who serves as Tennessee's starting center and continues a family legacy of Vols
- Lined up alongside his brother, Cade, on the offensive line during last two seasons, while his father, Kevin, was an All-SEC guard in the 90s
- In his second straight season as the starting center
- Played in 30 games with 22 starts, all at center

2022

- Has logged a career-best 825 snaps this season after playing a total of 609 in his first two years with the program
- Started every game at center for the Big Orange in his junior campaign
- Finished the regular season with a strong night at Vanderbilt (11/26), playing 46 snaps and anchoring the offensive line which did not concede one sack to the Commodores
- Did not allow any pressures or sacks at South Carolina (11/19) and played 84 penalty-free snaps as the Vols racked up 507 yards of total offense
- Made his 20th collegiate start at center against Missouri (11/12) and had 75 spotless snaps up front, allowing no pressures in a historic offensive performance that saw UT break the program-record for single-game total offense with 724 yards
- Named SEC Offensive Lineman of the Week for his role in the record-breaking offensive masterpiece the Vols put together against Mizzou
- Stout on the line at #3 Georgia (11/5), allowing no pressures from the center position in 80 snaps
- Allowed just one pressure in 68 snaps as the starting center in the victory over #19 Kentucky (10/29) and played his 500th offensive snap of the season in the win
- Appeared in his 25th collegiate ballgame in win over UT Martin (10/22), playing an even 50 snaps where he didn't surrender a pressure and helped the Vols rack up a season-high 696 yards of total offense
- Played all 76 offensive snaps in a start at center against #3 Alabama (10/15), helping in pass protection for a historic afternoon in the pass-game as the Vols downed the Tide
- Made his 15th career start and played 82 snaps allowing no pressures and committing 0 penalties in the road win against #25 LSU (10/8)
- Logged 72 snaps as the starting center in win over #20 Florida (9/24), blocking for 576 yards of total offense in the contest and 227 on the ground
- Started at center for the third time this season, seeing 54 snaps against Akron (9/17), helping lead the offense to 416 total yards in the first half
- Played in his 20th collegiate game and started at center in win at #17 Pitt (9/10), playing all 79 snaps
- Started at center and played 59 offensive snaps without allowing any pressures, hurries, hits or sacks in season opener vs. Ball State (9/1), helping the Vols rack up 59 points and 569 yards of total offense

NOTABLE

- Majoring in communications studies
- Played alongside his brother, Cade, for two seasons from 2020-21, before Cade was drafted by the Carolina Panthers in the sixth round (pick 199) of the 2022 NFL Draft
- Father, Kevin, lettered for the Vols from 1991-94 and was a team captain and All-SEC guard in 1994
- Twitter: @CooperMays | IG: coop.mays

CAREER STATS

Games Played/Started: 2022: 12/12; 2021: 8/8; 2020: 10/2
Career: 30/22



JAYLEN MCCOLLOUGH

DB • 6-0 • 205 • Sr.
Austell, Ga.

2

CAREER HONORS

- PFF College Nat'l Def. Team of the Week (12/12/20)
- 2019 PFF College All-Freshman Team (HM)
- PFF College SEC Def. Team of the Week (11/4/19)

CAREER

- In his fourth straight season as a starter and, including this year, has two seasons of remaining eligibility
- Made his 150th career tackle in the victory over Kentucky (10/29/22)
- Teams up with Trevon Flowers to form one of the best 1-2 safety combos in the SEC
- Totaled 176 career tackles - 120 solo - with 13.0 TFLs, two sacks, 14 passes defended and three INTs
- Played in 46 career games and made 37 starts

2022

- Again logged seven tackles in the victory at Vanderbilt (11/26) and posted his third-consecutive game with a tackle for loss while adding a PBU
- Tied his season-best tackle total with seven takedowns at South Carolina (11/19), adding one TFL for the second consecutive week
- Notched a TFL in win vs. Missouri (11/12) as part of a four-tackle game where he added a QB hurry
- Wrestled down six tackles, including three solo stops, at #3 Georgia (11/5)
- Returned to action against #19 Kentucky (10/29), tallying four tackles and a pass breakup - his first of the season - in the win
- Recorded a season-high seven tackles, five of the solo variety, in road win at #25 LSU (10/8)
- Tallied four tackles for the fourth time this season in the victory over #20 Florida (9/24)
- In his 30th career start had four tackles and his first TFL of the season (10th of his career) in win over Akron (9/17) while also recording a QB hurry
- Totaled four tackles and a QB hurry in road win at #17 Pitt (9/10)
- Started at safety in season-opening win over Ball State (9/1) and collected four tackles

NOTABLE

- Majoring in communications studies
- Nickname is "Tank"
- Father, Eriles, played football at Jacksonville State
- Twitter: @Jay_Mccollough2 | IG: @Jay_Mccollough2

CAREER HIGHS

Tackles	11 vs. Texas A&M, 12/19/20
Tackles for Loss	1.0 (12x), last at Vanderbilt, 11/26/22
Sacks	1 (2x), last vs. Vanderbilt, 11/27/21
Forced Fumbles	1 at Alabama, 10/23/21
Interceptions	1 (3x), last vs. South Carolina, 10/9/21
Passes Defended	3 vs. Tennessee Tech, 9/18/21
QB Hurries	1 (4x), last vs. Missouri, 11/12/22

CAREER STATS

Defense	GP/GS	UT	AT	TT	Sack	TFL	FF	FR	PD	Int	High Tk
2019	13/6	24	9	33	1-10	3-16	0	0	2	0	7-1U
2020	10/8	29	14	43	0-0	2-5-3	0	0	2	0	11-TAMU
2021	13/13	35	14	50	1-10	3-5-16	1	0	8	3	6-2X
2022	10/10	32	19	51	0-0	4-8	0	0	2	0	7-3X
Career	46/37	120	56	176	2-20	13-43	1	0	14	3	11-TAMU

GAME-BY-GAME

2022 Opp.	U-A-T, Other
*Ball State	1-3-4
*at Pitt	3-1-4, 1 qbh
*Akron	3-1-4, 1 tfl, 1 qbh
*Florida	3-1-4
*at LSU	5-2-7
Alabama	DNP
UT Martin	DNP
*Kentucky	2-2-4, 1 pd
*at Georgia	3-3-6
*Missouri	4-0-4, 1 tfl, 1 qbh
*at South Carolina	4-3-7, 1 tfl
*at Vanderbilt	4-3-7, 1 tfl, 1 pd

2021 Opp.	U-A-T, Other
*Bowling Green	3-1-4, 1 tfl
*Pitt	2-3-5, 1 tfl
*Tennessee Tech	2-0-2, 1 int, 3 pd
*at Florida	5-1-6, 0.5 tfl, 1 pd, 1 qbh
*at Missouri	3-1-4, 1 int
*South Carolina	2-1-3, 1 int
*Ole Miss	3-0-3
*at Alabama	3-0-3, 1 ff
*at Kentucky	6-0-6, 1 pd
*Georgia	1-1-2
*South Alabama	3-1-4
*Vanderbilt	1-2-3, 1 s, 1 tfl
*vs. Purdue	1-3-4, 1 pd

2020 Opp.	U-A-T, Other
at South Carolina	4-0-4
*Missouri	4-1-5
*at Georgia	2-2-4, 1 pd
*Kentucky	0-3-3
*Alabama	4-2-6, 1 tfl
*at Arkansas	2-1-3, 1 tfl
*at Auburn	0-0-0
*Florida	2-0-2, 1 pd
at Vanderbilt	4-1-5, 0.5 tfl
*Texas A&M	7-4-11

2019 Opp.	U-A-T, Other
Georgia State	0-0-0
BYU	0-0-0
Chattanooga	3-1-4, 1 tfl, 1 pd
at Florida	0-1-1
Georgia	0-0-0
Mississippi State	0-0-0
at Alabama	2-2-4, 1 s, 1 tfl
*South Carolina	4-1-5
*UAB	2-0-2
*at Kentucky	0-1-1
*at Missouri	5-0-5
*Vanderbilt	3-1-4
*Indiana	5-2-7, 1 tfl, 1 pd

* - denotes started



BRU MCCOY
WR • 6-3 • 220 • R-Jr.
Palos Verdes Estates, Calif.

15

CAREER HONORS

- 2022 All-SEC Fourth Team (Phil Steele)

CAREER

- A physical, big-target wide receiver who transferred from Southern Cal to Tennessee and has made an immediate impact in the Vols offense in 2022
- Has excelled as a regular starter for the Vols and is just two receptions shy of 50 in his first season on Rocky Top
- Enrolled at UT in May 2022 and has two years of eligibility remaining, including this season

- Eligibility approved via NCAA waiver on Aug. 26
- Seeks to continue the pipeline of successful transfer wide receivers into Tennessee
- Originally enrolled at Southern Cal before spending the spring of 2018 at Texas and then returning to USC for three seasons
- Entered the collegiate ranks after a five-star, All-American prep career at powerhouse Mater Dei (CA)
- Played in 17 career games and made 14 starts (6/3 at USC, 11/11 at UT)

2022

- Has a catch in every game this season he has played in and enters the Orange Bowl with 48 receptions for 619 yards in 2022
- Snared a tipped pass in the end zone with 12 seconds left in the first half at South Carolina (11/19) and finished with three catches for 19 yards
- Talled his third 100-yard receiving game of the season, posting 111 yards on a career-high nine receptions in the win over Missouri (11/12)
- Eclipsed both the 500- and 600-yard mark for the season against the Tigers, reeling in four catches of 15 or more yards against Mizzou and starting the game with a 38-yard connection with Hooker, his longest reception of the afternoon
- Hauled in six catches for the second straight game and finished with 38 yards at #3 Georgia (11/5)
- Logged six receptions for 54 yards against #19 Kentucky (10/29) and now sits just 49 yards away from 500 this season
- Had two catches for 38 yards against #3 Alabama (10/15), none bigger than his 27-yard grab over the middle with two seconds remaining to set up fellow USC transfer Chase McGrath's game-winning FG
- Continued his tremendous play with another career day at #25 LSU (10/8), setting career highs with seven receptions for 140 yards, 70 yards coming after the catch
- Had a breakout game against #20 Florida (9/24), posting 102 receiving yards and a touchdown catch on five receptions
- Posted a career-long 70-yard reception and finished with his first career 100+ yard game against the Gators
- Recorded his first touchdown reception at Tennessee on a 32-yard connection with Hendon Hooker in the second quarter at #17 Pitt (9/10). Finished the day with four catches for 58 yards
- Started at wide receiver in his Tennessee debut in the season-opening win vs. Ball State (9/1), catching three passes for 42 yards, including a 20-yard reception to start the second quarter

NOTABLE

- His father, Horace McCoy II, was a tight end at Northern Illinois (1994) and his mother, Shelby, was a record-setting four-time (1991-94) All-Conference setter for Northern Illinois volleyball
- Was USC teammates with VFL and Chicago Bears WR Velus Jones Jr. and current UT placekicker Chase McGrath
- IG: @brumccoy

>> Full profile on Record Book Page 94

CAREER HIGHS

Receptions	9 vs. Missouri, 11/12/22
Receiving Yards	140 at LSU, 10/8/22
Receiving TDs	1 (5x), last at South Carolina, 11/19/22
Long Reception	70 vs. Florida, 9/24/22

*at Southern Cal

CAREER STATS

Receiving	GP/GS	No	Yds	Avg	Per/G	TD	Long	High Yd
*2019								DNP - Redshirted
*2020	6/3	21	236	11.2	39.3	2	28-ORE	76-ORE
*2021								DNP
2022	11/11	48	619	12.9	56.3	3	70-UF	140-LSU
at USC	6/3	21	236	11.2	39.3	2	28-ORE	76-ORE
at UT	11/11	48	619	12.9	56.3	3	70-UF	140-LSU
Career	17/14	69	855	12.4	50.3	5	70-UF	140-LSU

* - at Southern Cal

GAME-BY-GAME

2022 Opp.	Rec-Yds-TD, Lg	Rush-Yds-TD, Lg
*Ball State	3-42-0, 20	0-0-0

*at Pitt	4-58-1, 32	0-0-0
*Akron	1-9-0, 9	0-0-0
*Florida	5-102-1, 70	0-0-0
*at LSU	7-140-0, 48	1-3-0, 3
*Alabama	2-38-0, 27	0-0-0
*UT Martin	2-8-0, 5	0-0-0
*Kentucky	6-54-0, 16	0-0-0
*at Georgia	6-38-0, 11	0-0-0
*Missouri	9-111-0, 38	0-0-0
*at South Carolina	3-19-1, 8	0-0-0
at Vanderbilt	DNP	

2020 Opp.	Rec-Yds-TD, Lg	Rush-Yds-TD, Lg
Arizona State	5-51-1, 26	0-0-0
at Arizona	3-25-0, 11	0-0-0
*at Utah	5-66-0, 23	0-0-0
*Washington State	1-8-0, 8	0-0-0
at UCLA	1-10-0, 10	0-0-0
*Oregon	6-76-1, 28	0-0-0

* - denotes started



TAMARION McDONALD
DB • 6-2 • 200 • Jr.
Memphis, Tenn.

12

CAREER

- Instinctive DB who can play safety or cornerback and has played well as the starting STAR
- Has been a staple on multiple special teams units prior to this season where he has played a big role as a starter on defense
- Played in 31 games with 13 starts and, including this season, has three years of eligibility remaining

2022

- Has started every game this season at STAR
- Snared eight tackles, including his 50th of the season, and a tackle for loss in the victory at Vanderbilt (11/26) while also breaking up two passes
- Finished with six total tackles (five solo) at South Carolina (11/19)
- Posted four solo tackles while breaking up a pass in the win against Missouri (11/12)
- Made his 10th career start at #3 Georgia (11/5), recovering his first career fumble on the Bulldogs' opening drive. Finished with six tackles in the game
- Notched a QB hurry and a pass breakup to go along with two tackles in the win over #19 Kentucky (10/29)
- Tied for the team lead with four solo tackles in the win over UT Martin (10/22)
- Posted a career-best nine tackles and added a tackle for loss in the win vs. #3 Alabama (10/15)
- Started and logged five tackles and a PBU in the win at #25 LSU (10/8)
- Made one solo tackle and had his first QB hurry of the season in the victory over #20 Florida (9/24)
- Had three tackles and a TFL of 12 yards against Akron (9/17), while also recording a PBU
- Recorded three tackles in win at #17 Pitt (9/10) and logged a TFL on the Panthers' opening drive
- Started the season opener vs. Ball State (9/1) at STAR and picked off the Cardinals on the first play of the game, setting up UT's first TD of the year one play later

NOTABLE

- Majoring in communications studies
- 2019 Tennessee Class 6A All-State Team
- High school teammate with fellow class of 2020 signee Bryson Eason at Whitehaven High School
- Twitter: @tjdadonn | IG: @tjdadonn

>> Full profile on Record Book Page 95

CAREER HIGHS

Tackles	9 vs. Alabama, 10/15/22
Tackles for Loss	1.0 (5x), last at Vanderbilt, 11/26/22
Interceptions	1 (2x), last vs. Ball State, 9/1/22
Fumble Recoveries	1 at Georgia, 11/5/22
Passes Defended	2 at Vanderbilt, 11/26/22
QB Hurries	1 (2x), last vs. Kentucky, 10/29/22

CAREER STATS

Defense	GP/GS	UT	AT	TT	Sack	TFL	FF	FR	PD	Int	High Tk
2020	7/1	5	6	11	0-0	0-0	0	0	1	0	2(4x)
2021	12/0	8	1	9	0-0	1-1	0	0	2	1	5-MU
2022	12/12	35	16	51	0-0	4-16	0	1	7	1	9-ALA
Career	31/13	48	23	71	0-0	5-17	0	1	10	2	9-ALA

GAME-BY-GAME

2022 Opp.	U-A-T, Other
*Ball State	0-0-0, 1 int, 1 pd
*at Pitt	2-1-3, 1 tfl
*Akron	2-1-3, 1 tfl, 1 pd
*Florida	1-0-1, 1 qbh
*at LSU	3-2-5, 1 pd
*Alabama	6-3-9, 1 tfl
*UT Martin	4-0-4
*Kentucky	1-1-2, 1 pd, 1 qbh
*at Georgia	3-3-6, 1 fr
*Missouri	4-0-4, 1 pd
*at South Carolina	5-1-6
*at Vanderbilt	4-4-8, 1 tfl, 2 pd

2021 Opp.	U-A-T, Other
Bowling Green	1-0-1
Pitt	1-1-2
Tennessee Tech	1-0-1, 1 int, 1 tfl
at Florida	0-0-0
at Missouri	5-0-5
South Carolina	DNP
Ole Miss	0-0-0
at Alabama	0-0-0
at Kentucky	0-0-0
Georgia	0-0-0
South Alabama	0-0-0
Vanderbilt	0-0-0
vs. Purdue	0-0-0

2020 Opp.	U-A-T, Other
at South Carolina	DNP
Missouri	DNP
at Georgia	DNP
Kentucky	0-1-1
Alabama	1-1-2
at Arkansas	1-1-2
at Auburn	1-1-2
Florida	0-1-1
*at Vanderbilt	2-0-2, 1 pd
Texas A&M	0-1-1

* - denotes started



CHASE McGRATH
PK • 6-0 • 198 • R-Sr.
Newport Beach, Calif.



40

CAREER HONORS

- 2022 All-SEC Second Team (Phil Steele)
- SEC Special Teams Player of the Week (at #25 LSU, 10/8/22; vs. #3 Alabama, 10/15/22)
- Lou Groza Award "Star of the Week" (at #25 LSU, 10/8/22)
- 2021-22 First-Year SEC Academic Honor Roll
- 2019 All-Pac-12 Honorable Mention

CAREER

- Strong-legged graduate transfer kicker from Southern Cal who is in his second season at UT
- Kicked the game-winning 40-yard field goal to defeat #3 Alabama on the Third Saturday in October in his final season of collegiate eligibility
- Has hit two game-winning field goals in his career — a 40-yarder against #3 Alabama (10/15/22) while at Tennessee and a 43-yarder against Texas (9/16/17) while at USC
- Made 20-of-22 field goals (90.9 %) of 40 yards or less at UT and drilled his first 50+ yarder as a Vol at Pitt (9/10/22)
- Spent four seasons at USC and graduated in December 2020
- Served as the Vols' starting kicker in the fall of 2021 and broke the single-season school record for PATs (66)
- Has connected on 59-of-77 field goals (76.6 %) during his career, including a career-long make of 52 yards (2019 at USC)

- Made his 25th FG as a Vol and sent through his 400th collegiate point at Georgia in 2022
- Owns the record of single-season made PATs with 66, having done so in both 2021 and '22 and will set a new high-water mark with one make in the Orange Bowl
- Was the starting kicker at USC for three seasons and overcame a knee injury sustained in 2018
- Played in 55 career games - 30 at USC and 25 at UT

2022

- Set a new career high in single-season made field goals with 15
- Did not attempt a field goal in the game at Vanderbilt (11/26), but made eight extra points in the contest to tie his own single-season program record of 66 made PATs
- Sent through his 250th career extra point in the final regular-season game of his collegiate career at Vanderbilt (11/26/22)
- Made his fourth consecutive field goal, sending through a 27-yard try with just under five minutes remaining in the first half against the Gamecocks while also connecting on five PATs
- Drilled his only field goal attempt of the game on Senior Day against Missouri (11/12), splitting the uprights from 48 yards out and converting seven extra points
- Perfect at #3 Georgia (11/5), connecting from 47 and 36, both in the first half, and drilling his only PAT
- Hit a field goal from 29 yards out, but missed a 37-yard try off the upright against #19 Kentucky (10/29) and converted five extra points
- Drilled a 40-yard field goal in his 50th collegiate game and made seven PATs but had a miss from 46 yards out in the third quarter in win over UT Martin (10/22)
- Made the walk-off, game-winning field goal against #3 Alabama (10/15) to break the 15-game losing skid to the Crimson Tide, connecting from 40 yards out with no time remaining on the clock
- Hit 4-of-5 field goals at #25 LSU (10/8) to earn SEC Special Teams Player of the Week honors
- Went 4-of-4 inside of 50 yards against the Tigers and had a 50-yard attempt late in the first half hit off the right upright, but bounced back 50 seconds later, drilling a 32-yarder as the halftime buzzer sounded
- Connected on his only field goal attempt against #20 Florida (9/24), a 32-yard try, and hit all five PATs
- Nailed seven extra points against Akron (9/17), but missed his only field goal try, a 47-yarder, wide left
- Drilled a pair of field goals in the win at #17 Pitt (9/10), including a clutch 51-yarder in the fourth quarter, his longest make at UT and the second-longest of his career. Finished the game with 10 total points
- Made his only field goal attempt of the game in season-opening win vs. Ball State (9/1), a 33-yarder in the first quarter, and put eight extra points through the uprights to tie a career high

NOTABLE

- Earned his undergraduate degree in communications from USC in December 2020
 - Twitter: @chasemcgrath | IG: @chasemcgrath
- >> Full profile on Record Book Page 97

CAREER HIGHS

Field Goals Made	5 vs. UNLV, 9/1/18*
Field Goals Attempted	5 (2x), last at LSU, 10/8/22
Longest Field Goal	52 at BYU, 9/14/19*
Longest Attempt	56 vs. Purdue, 12/30/21
PATs	8 (3x), last vs. Ball State, 9/1/22
Points	19 vs. UNLV, 9/1/18*

*at Southern Cal

CAREER STATS

Kick	GP	FG	FGA	Pct.	PAT	Pts	20-29	30-39	40-49	50+	Lg
2017	14	12	17	70.6	58-59	94	5-7	4-5	2-4	1-1	51-ASU
2018	3	6	8	75.0	6-6	24	1-1	3-3	2-2	0-247-UNLV	
2019	13	14	17	82.4	54-54	96	4-4	6-7	3-5	1-1	52-BYU
2020											DNP
2021	13	12	16	75.0	66-66	102	4-4	5-6	3-5	0-1	48-PITT
2022	12	15	19	78.9	66-68	111	2-2	8-9	4-6	1-2	51-PITT
at USC	30	32	42	76.2	118-119	214	10-12	13-15	7-11	2-4	52-BYU
at UT	25	27	35	77.1	132-134	213	6-6	13-15	7-11	1-3	51-PITT
Career	55	59	77	76.6	250-253	426	16-18	26-30	14-22	3-7	52-BYU

* - at Southern Cal

GAME-BY-GAME

2022 Opp.	FGs, PATs, Pts
Ball State	1-1 (33G), 8-8, 11 pts
at Pitt	2-2 (37G, 51G), 4-4, 10 pts
Akron	0-1 (47M), 7-7, 7 pts
Florida	1-1 (32G), 5-5, 8 pts
at LSU	4-5 (35G, 38G, 50M, 32G, 32G) 4-4 PAT, 16 pts
Alabama	1-1 (40G), 5-6, 8 pts
UT Martin	1-2 (40G, 46M), 7-7, 10 pts
Kentucky	1-2 (29G, 37M), 5-6, 8 pts
at Georgia	2-2 (47G, 36G), 1-1, 7 pts
Missouri	1-1 (48G), 7-7, 10 pts
at South Carolina	1-1 (27G), 5-5, 8 pts
at Vanderbilt	0-0, 8-8, 8 pts

2021 Opp.	FGs, PATs, Pts
Bowling Green	1-1 (43G), 5-5, 8 pts
Pitt	2-2 (37G, 48G), 4-4, 10 pts
Tennessee Tech	0-0, 7-7, 7 pts
at Florida	0-1 (47M), 2-2, 2 pts
at Missouri	2-2 (25G, 27G), 8-8, 14 pts
South Carolina	1-1 (25G), 6-6, 9 pts
Ole Miss	1-2 (39G, 49M), 3-3, 6 pts
at Alabama	1-1 (32G), 3-3, 6 pts
at Kentucky	1-2 (43G, 35M), 6-6, 9 pts
Georgia	1-1 (24G), 2-2, 5 pts
South Alabama	0-0, 8-8, 8 pts
Vanderbilt	1-1 (31G), 6-6, 9 pts
vs. Purdue	1-2 (30G, 56M), 6-6, 9 pts.

2019 Opp.	FGs, PATs, Pts
Fresno State	1-1 (38G), 4-4 PAT, 7 pts
Stanford	1-1 (23G), 6-6 PAT, 9 pts
at BYU	2-2 (27G, 52G), 3-3 PAT, 9 pts
Utah	0-0, 4-4 PAT, 4 pt
at Washington	0-0, 2-2 PAT, 2 pts
at Notre Dame	2-2 (40G, 27G), 3-3 PAT, 9 pts
Arizona	2-2 (50M, 47G, 37M), 5-5 PAT, 11 pts
at Colorado	0-1 (40M), 5-5 PAT, 5 pts
Oregon	1-1 (24G), 3-3, 6 pts
at Arizona State	1-1 (41G), 4-4, 7 pts
at California	2-2(41G, 32G), 5-5, 11 pts
UCLA	1-2(31G, 45M), 7-7, 10 pts
vs. Iowa	1-2(32G, 39M), 3-3, 6 pts

2018 Opp.	FGs, PATs, Pts
UNLV	5-5 (46G, 38G, 29G, 47G, 36G), 4-4 PAT, 19 pts
at Stanford	1-2 (53M, 35G), 0-0, 3 pts
at Texas	0-1 (50B), 2-2, 2 pts
Washington State	DNP
at Arizona	DNP
Colorado	DNP
at Utah	DNP
Arizona State	DNP
at Oregon State	DNP
Cal	DNP
at UCLA	DNP
Notre Dame	DNP

2017 Opp.	FGs, PATs, Pts
W. Michigan	0-0, 7-7 PAT, 7 pts
Stanford	0-0, 6-6 PAT, 6 pts
Texas	2-3 (46M, 31G, 43G), 3-3 PAT, 9 pts
at California	3-3 (37G, 34G, 46G), 3-3 PAT, 12 pts
at Washington St.	2-2 (20G, 29G), 3-3 PAT, 9 pts
Oregon State	1-1 (29G), 5-5 PAT, 8 pts
Utah	0-0, 4-4 PAT, 4 pts
at Notre Dame	0-1 (27M), 2-2 PAT, 2 pts
at Arizona State	2-3 (51G, 38M, 33G), 6-6 PAT, 12 pts
Arizona	0-0, 7-7 PAT, 7 pts
at Colorado	1-2 (40M, 26G), 3-4 PAT, 6 pts
UCLA	0-0, 4-4 PAT, 4 pts
vs. Stanford	1-1 (24G), 4-4 PAT, 7 pts
vs. Ohio State	0-1 (28M), 1-1 PAT, 1 pt



WALKER MERRILL
WR • 6-1 • 195 • So.
Brentwood, Tenn.

19

CAREER HONORS

- 2021-22 First-Year SEC Academic Honor Roll

CAREER

- Athletic wide receiver out of the Nashville area who is in his second season
- Had a solid fall camp and has seen an increased role this season
- Enrolled at Tennessee in January 2021
- Played in 22 career games with one start

2022

- Made just one catch against Vanderbilt (11/26), but caught it in the back of the end zone for his third touchdown of the season from seven yards out
- Caught two passes for 41 yards, including a 34-yard pass from Joe Milton in the early stages of the second half against UT Martin (10/22)
- Set a new career-high in receiving yards with 46 in win over Akron (9/17) on a pair of receptions, including a 38-yard TD pass from Joe Milton III early in the fourth quarter for his second score of the season
- Hauled in his first-career touchdown in season-opening win over Ball State (9/1), a 16-yard connection with Hendon Hooker for the final score of the first half. Finished the game with two catches for 21 yards

NOTABLE

- Majoring in finance
 - Hobbies include wakeboarding, snowboarding and watching movies
 - Biggest sports influence on him was Kobe Bryant because of his work ethic
 - Favorite food is chicken Alfredo
 - Twitter: @Walker_Merrill1 | IG: @Walker_Merrill1
- >> Full profile on Record Book Page 99

CAREER HIGHS

Receptions	4 vs. Tennessee Tech, 9/18/21
Receiving Yards	46 vs. Akron, 9/17/22
Receiving Touchdowns	1 (3x), last at Vanderbilt, 11/26/22
Long Reception	38 vs. Akron, 9/17/22

CAREER STATS

Receiving	GP/GS	No	Yds	Avg	Per/G	TD	Long	High Yd
2021	10/1	5	52	10.4	5.2	0	16-TTU	40-TTU
2022	12/0	8	116	14.5	9.7	3	38-AKR	46-AKR
Career	22/1	13	168	12.9	7.6	3	38-AKR	46-AKR

GAME-BY-GAME

2022 Opp.	Rec-Yds-TD, Lg
Ball State	2-21-1, 16
at Pitt	0-0-0
Akron	2-46-1, 38
Florida	0-0-0
at LSU	0-0-0
Alabama	0-0-0
UT Martin	2-41-0, 34
Kentucky	0-0-0
at Georgia	0-0-0
Missouri	1-1-0, 1
at South Carolina	0-0-0
at Vanderbilt	1-7-1, 7

2021 Opp.	Rec-Yds-TD, Lg
Bowling Green	0-0-0
Pitt	0-0-0
*Tennessee Tech	4-40-0, 16
at Florida	0-0-0
at Missouri	0-0-0
South Carolina	0-0-0
Ole Miss	1-12-0, 12
at Alabama	DNP
at Kentucky	DNP
Georgia	0-0-0
South Alabama	DNP
Vanderbilt	0-0-0
vs. Purdue	0-0-0

* - denotes started



JOE MILTON III
QB • 6-5 • 245 • R-Sr.
Pahokee, Fla.

7

CAREER

- Strong-armed graduate transfer quarterback who is in his second season at Tennessee
- Enrolled at Tennessee in June 2021 after playing three seasons at Michigan, including the 2020 campaign in which he was the starter in five games
- Threw for his 1,000th yard as a Volunteer in his first start of the 2022 season at Vanderbilt in the regular-season finale
- Has two seasons of eligibility remaining with the Vols, including this 2022 season
- Wears the SEC grad patch after earning his bachelor's degree from Michigan in three years
- In 14 career games at Michigan, accounted for 1,350 total yards of offense — 1,194 passing and 156 rushing — and eight TDs — five passing and three rushing
- Wore #5 at Michigan but wears #7 at Tennessee, the number he wore in high school
- Owns a 4-4 record as a starter (2-1 at Tennessee)
- Played in 30 games with eight starts in his career

2022

- Turned heads when he has gotten on the field in 2022, showing increased deep-ball accuracy and touch to go with a gifted arm talent
- Despite limited action, ranks tied for 14th nationally in 50+ yard passing plays having completed six
- Led the Vols to victory in his first start of the season, going 11-of-21 passing for 147 yards and a touchdown to Walker Merrill, while finding Jalin Hyatt on a 61-yard bomb on UT's opening drive of the game for his longest completion of the night
- Entered after Hendon Hooker's injury and went 4-of-8 passing for 108 yards and a touchdown pass to Cedric Tillman in the fourth quarter at South Carolina (11/19)
- Added another long connection with Squirrel White, finding him for a 64-yard completion down the left sideline late against the Gamecocks
- Showed off the cannon against Missouri (11/12), attempting just three passes but tallying 105 yards and a touchdown through the air
- Completed all three of his passes against the Tigers, finding Ramel Keyton for a 46-yard touchdown and Squirrel White for a 58-yard hookup down to the one yard line. Added 11 rushing yards on one carry
- Was 4-of-7 passing for 135 yards and a touchdown against UT Martin (10/22), averaging 33.75 yards per completion. Added 23 rushing yards on three carries
- Found Squirrel White for a 64-yard touchdown early in the fourth quarter on his final attempt of the game
- Attempted one pass in win against #3 Alabama (10/15), a 54-yard Hail Mary at the end of the first half that fell incomplete
- Excellent as a reserve against Akron (9/17), going 4-for-5 passing for 112 yards and a pair of TDs
- Perfectly tossed two deep balls against the Zips, a 57-yard TD to Ramel Keyton, the longest of his career, then a 38-yard strike to Walker Merrill for his 10th career touchdown pass
- Entered as a reserve and played 23 snaps in the second half of season opener vs. Ball State (9/1), going 8-of-9 (88.9%) passing for 113 yards and a TD
- Connected with Jimmy Holiday for a 53-yard score, Tennessee's longest play of the game, and also had a 21-yard rush in the third quarter vs. the Cardinals

NOTABLE

- Graduated with a bachelor's degree in American Culture from the University of Michigan
 - Roommates with fellow QB Hendon Hooker
 - Moved to Orlando from Pahokee for his freshman year of high school
 - Pursing another bachelor's degree at UT in arts and sciences
 - Twitter: @Qbjay7 | IG: @joemilton5
- >> Full profile on Record Book Page 101

CAREER HIGHS

Completions	32 vs. Michigan State, 10/31/20*
Attempts	51 vs. Michigan State, 10/31/20*
Completion Pct (Min. 10 Att.)	68.2 at Minnesota, 10/24/20*
Passing Yards	344 at Indiana, 11/7/20*
Passing Touchdowns	3 at Indiana, 11/7/20*
Long Pass	64 (2x), last at South Carolina, 11/19/22
Interceptions	2 (2x), last vs. Wisconsin, 11/14/20*
Rushing Attempts	14 vs. Bowling Green, 9/2/21
Rushing Yards	59 vs. Michigan State, 10/31/20*
Rushing Touchdowns	2 vs. Bowling Green, 9/2/21
Long Rush	54 vs. Pitt, 9/11/21

*at Michigan

CAREER STATS

Passing	GP/GS	Com	Att	Pct	TD	Int	Yds	Per/G	Long	High Yd
2018*	4/0	3	4	75.0	0	1	58	14.5	43-OSU	45-OSU
2019*	4/0	3	7	42.9	1	1	59	14.8	29-RU	59-RU
2020*	6/5	80	141	56.7	4	4	1077	179.5	52-IU	344-IU
2021	8/2	32	62	51.6	2	0	375	46.9	53-UGA	139-BU
2022	8/1	34	54	63.0	7	0	720	90.0	64-2x	147-VU
at UM	14/5	86	152	56.6	5	6	1194	85.3	52-IU	344-IU
at UT	16/3	66	116	56.9	9	0	1095	68.4	64-2x	147-VU
Career	30/8	152	266	57.1	14	6	2289	76.3	64-2x	344-IU

Rushing	GP/GS	No	Yds	Avg	Per/G	TD	Long	High Yd
2018*	4/0	7	31	4.4	7.8	1	23-WIS	22-WIS
2019*	4/0	5	16	3.2	4.0	1	9-MT	9-MT
2020*	6/5	38	109	2.9	18.2	1	23-MIN	59-MSU
2021	8/2	28	129	4.6	16.1	2	54-PITT	54-PITT
2022	7/0	7	72	10.3	10.3	0	21-BSU	23-UTM
at UM	14/5	50	156	3.1	11.1	3	23(2x)	59-MSU
at UT	15/2	35	201	5.7	13.3	2	54-PITT	54-PITT
Career	29/7	85	357	4.2	12.3	5	54-PITT	59-MSU

*at Michigan

GAME-BY-GAME

2022 Opp.	Comp	Att	TD	INT	Pct.	Yards	Lg	Run	Yds	TD	Lg
Ball State	8	9	1	0	88.9	113	53	1	21	0	21
at Pitt					DNP						
Akron	4	5	2	0	80.0	112	57	0	0	0	0
Florida					DNP						
at LSU					DNP						
Alabama	0	1	0	0	0.0	0	0	0	0	0	0
UT Martin	4	7	1	0	57.1	135	64	3	23	0	9
Kentucky	0	0	0	0	-	0	0	0	0	0	0
at Georgia					DNP						
Missouri	3	3	1	0	100	105	58	1	11	0	11
at S. Carolina	4	8	1	0	50.0	108	64	2	17	0	9
*at Vanderbilt	11	21	1	0	52.4	147	61	0	0	0	0

2021 Opp.	Comp	Att	TD	INT	Pct.	Yards	Lg	Run	Yds	TD	Lg
*Bowling Green	11	23	1	0	47.8	139	40	14	44	2	13
*Pitt	7	12	0	0	58.3	50	10	5	54	0	54
Tenn. Tech					DNP						
at Florida	2	8	0	0	25.0	54	37	1	6	0	6
at Missouri	0	0	0	0	0	0	0	2	39	0	32
S. Carolina					DNP						
Ole Miss	1	2	0	0	50.0	12	12	1	13	0	13
at Alabama					DNP						
at Kentucky					DNP						
Georgia	6	10	1	0	60.0	88	53	2	-15	0	0
S. Alabama	5	7	0	0	71.4	32	11	2	-7	0	2
Vanderbilt	0	0	0	0	--	0	-	1	-5	0	-5
vs. Purdue					DNP						

2020 Opp.	Comp	Att	TD	INT	Pct.	Yards	Lg	Run	Yds	TD	Lg
*at Minnesota	15	22	1	0	68.2	225	35	8	52	1	23
*at Indiana	18	34	3	2	52.9	344	52	5	-9	0	10
*Wisconsin	9	19	0	2	47.4	98	36	7	15	0	9
*at Rutgers	5	12	0	0	41.7	89	31	4	-16	0	2
Penn State	1	3	0	0	33.3	21	21	2	8	0	8
*Michigan St.	32	51	0	0	62.7	300	26	12	59	0	17

2019 Opp.	Comp	Att	TD	INT	Pct.	Yards	Lg	Run	Yds	TD	Lg
Middle Tenn.	0	1	0	0	0.0	0	0	0	1	9	0
Army					DNP						
at Wisconsin	0	2	0	1	0.0	0	0	2	6	0	6
Rutgers	3	4	1	0	75.0	59	29	2	1	1	1
Iowa					DNP						
at Illinois					DNP						
at Penn State					DNP						
Notre Dame	0	0	0	0	0.0	0	0	0	0	0	0
at Maryland					DNP						
Michigan State					DNP						
at Indiana					DNP						
Ohio State					DNP						
vs. Alabama					DNP						

2018 Opp.	Comp	Att	TD	INT	Pct.	Yards	Lg	Run	Yds	TD	Lg
at Notre Dame					DNP						
W. Michigan					DNP						
SMU					DNP						
Nebraska					DNP						
at Northwestern					DNP						
Maryland					DNP						
Wisconsin	0	0	0	0	0.0	0	0	2	22	0	23
at Michigan State					DNP						
Penn State					DNP						
at Rutgers	0	0	0	0	0.0	0	0	3	-6	0	2
Indiana					DNP						
at Ohio State	2	3	0	1	66.7	45	43	1	4	1	4
vs. Florida	1	1	0	0	100.0	13	13	1	11	0	11

* - denotes started



GERALD MINCEY

OL • 6-6 • 337 • R-So.
Fort Lauderdale, Fla.

54

CAREER

- Strong offensive lineman transfer with SEC experience
- Played at Florida last two seasons before transferring to Tennessee
- Enrolled at UT in January 2022
- Started six games at left tackle for the Vols
- Has three seasons of eligibility remaining, including this season
- Played in 21 career games and made six starts

2022

- Seen action on 405 snaps in his first year as a Vol and has been a factor in the offense when healthy
- Earned the start at LT at South Carolina (11/19) and did not commit a penalty, allow a pressure or give up a sack in the ballgame
- Returned to action against #3 Alabama (10/15), playing 38 snaps in a start at left tackle
- Saw action on 72 snaps in a start at left tackle against #20 Florida (9/24), allowing no hits on the quarterback
- Played 54 snaps in another start at left tackle and played a clean game with no pressures allowed or penalties and helped the offense gain 416 yards in the first half in victory over Akron (9/17)
- Started and played all 79 offensive snaps at left tackle in road win at #17 Pitt (9/10)
- Started at left tackle in his Tennessee debut and played 47 offensive snaps without allowing any pressures, hurries, hits or sacks in season opener vs. Ball State (9/1), helping the Vols rack up 59 points and 569 yards of total offense

NOTABLE

- Majoring in recreation and sport management
- Twitter: @GeraldMincey | IG: @geraldmincey
- >> Full profile on Record Book Page 103

CAREER STATS

Games Played/Started: 2022: 9/6; 2021: 10/0; 2020: 1/0

Career: 20/6; Florida: 11/0; Tennessee: 9/6



JUWAN MITCHELL

LB • 6-1 • 235 • R-Sr.
Newark, N.J.

10

CAREER

- Talented transfer linebacker who has been in the starting rotation in 2022
- Made his 150th career FBS tackle in the 2022 regular-season finale at Vanderbilt
- Enrolled at Tennessee in June 2021 after two seasons at Texas where he was the Longhorns' leading tackler in the fall of 2020
- Missed most of the 2021 season due to a shoulder injury and was limited for much of the 2022 spring
- Played in 21 games at Texas with 13 starts, collecting 101 tackles (59 solo) with eight tackles for loss, three sacks, five pass breakups and one fumble recovery

- College career began in the junior college ranks at Butler Community College in Kansas where he was an all-conference performer
- Played in 33 career games (12 at Tennessee) with 21 starts (eight at Tennessee) during his career

2022

- Recorded five stops in the regular-season finale at Vanderbilt (11/26) and is averaging 6.6 tackles per game in his last five ballgames
- Made six tackles at South Carolina (11/19)
- Finished as the Vols' leading tackler for the third-straight game, finishing with six tackles and logging two QB hurries in win over Missouri (11/12)
- Played in his 30th collegiate game led the team in tackles for a second consecutive week, making eight stops at #3 Georgia (11/5) while also adding half of a tackle for loss, his first TFL for the Big Orange
- Intercepted Will Levis in the red zone and ran it back 48 yards to give the Vols a jolt of momentum against #19 Kentucky (10/29), finished the game with a team-high eight tackles, his most in a Tennessee uniform
- Made four tackles in the win against #3 Alabama (10/15) and had a PBU for the second consecutive game
- Logged his third-straight start and had a clutch pass breakup late in the second quarter at #25 LSU (10/8)
- Started at LB and logged three tackles in win over #20 Florida (9/24)
- Made his season debut, starting at LB in win over Akron (9/17), making one tackle and adding a QB hurry

NOTABLE

- Majoring in communication studies
- Nickname is "JuJu"
- Has one brother, Jalandie, who played college ball at Dean College in Franklin, Massachusetts
- Twitter: @juwanmitchell_6 | IG: @juju6
- >> Full profile on Record Book Page 103

CAREER HIGHS

Tackles	12 vs. Baylor, 10/24/20*
Tackles for Loss	2.0 vs. Baylor, 10/24/20*
Sacks	1.0 (3x), last at TCU, 10/26/19*
Interceptions	1 vs. Kentucky, 10/29/22
Fumble Recoveries	1 vs. Oklahoma, 10/10/20*
QB Hurries	2 vs. Missouri, 11/12/22
Passes Defended	1 (9x), last vs. Kentucky, 10/29/22

*at Texas

CAREER STATS

Defense	GP/GS	UT	AT	TT	Sack	TFL	FF	FR	QBH	PD	High Tk
2019*	11/5	27	12	39	3-20	3.5-22	0	0	3	4	7-TCU
2020*	10/8	32	30	62	0-0	4.5-10	0	1	1	1	12-BAY
2021	3/1	1	7	8	0-0	0-0	0	0	1	1	7-PITT
2022	9/7	20	21	41	0-0	0.5-0	0	0	3	3	8-(2x)
at Texas	21/13	59	42	101	3-20	8-32	0	1	4	5	12-BAY
at UT	12/8	21	28	49	0-0	0.5-0	0	0	4	4	8-(2x)
Career	33/21	80	70	150	3-20	8.5-32	0	1	8	9	12-BAY

* - at Texas

GAME-BY-GAME

2022 Opp.	U-A-T, Other
Ball State	DNP
at Pitt	DNP
*Akron	1-0-1, 1 qbh
*Florida	2-1-3
*at LSU	0-0-0, 1 pd
*Alabama	1-3-4, 1 pd
UT Martin	DNP
Kentucky	2-6-8, 1 int, 1 pd
*at Georgia	5-3-8, 0.5 tfl
*Missouri	4-2-6, 2 qbh
*at South Carolina	3-3-6
at Vanderbilt	2-3-5

2021 Opp.

*Bowling Green	0-0-0
Pitt	1-6-7, 1 qbh, 1 pd
Tennessee Tech	DNP
at Florida	0-1-1
at Missouri	DNP
South Carolina	DNP
Ole Miss	DNP

at Alabama	DNP
at Kentucky	DNP
Georgia	DNP
South Alabama	DNP
Vanderbilt	DNP
vs. Purdue	DNP

2020 Opp.

UTEP	0-0-0
*at Texas Tech	4-1-5, .5 tfl
*TCU	0-2-2, 1 tfl, 1 pd
*vs. Oklahoma	3-7-10, .5 tfl, 1 fr, 1 qbh
*Baylor	5-7-12, 2 tfl
*at Oklahoma State	6-2-8
*West Virginia	5-4-9
*Iowa State	4-6-10, .5 tfl
*at Kansas State	3-0-3
vs. Colorado	2-1-3

2019 Opp.

Louisiana Tech	1-0-1
LSU	DNP
at Rice	3-2-5, 1 tfl, 1 s
Oklahoma State	3-0-3, 1 tfl, 1 s
*at West Virginia	4-0-4
*Oklahoma	3-0-3, 1 pd
Kansas	0-1-1, .5 tfl, 1 qbh, 1 pd
*at TCU	5-2-7, 1 tfl, 1 s
*Kansas State	3-1-4, 1 qbh
*at Iowa State	3-3-6, 1 qbh, 1 pd
at Baylor	DNP
Texas Tech	0-0-0
vs. Utah	2-3-5, 1 pd

* - denotes started



GASTON MOORE

QB • 6-2 • 207 • R-So.
Hilton Head, S.C.

13

CAREER

- Transfer quarterback from UCF that brings experience and knowledge of the Heupel system
- Played in four games as a Vol after redshirting his freshman season

2022

- Linked up with Hunter Salmon in the rain at Vanderbilt (11/26) on his only attempt of the game
- Went 2-of-3 on Homecoming against UT Martin (10/22)
- Completed his only pass attempt in the season-opener against Ball State (9/1), finding Jack Jancek for a 17-yard gain on the Vols' final drive

CAREER HIGHS

Completions	2 (2x), last vs. UT Martin, 10/22/22
Attempts	3 vs. UT Martin, 10/22/22
Completion Pct (Min. 10 Att.)	N/A
Passing Yards	17 vs. Ball State, 9/1/22
Long Pass	17 vs. Ball State, 9/1/22
Interceptions	1 vs. UT Martin, 10/22/22

CAREER STATS

Passing	GP/GS	Com	Att	Pct	TD	Int	Yds	Per/G	Long	High Yd
2020*										
2021	1/0	2	2	100	0	0	6	6.0	3-USA	6-USA
2022	3/0	4	5	80.0	0	1	30	10.0	17-BSU	17-BSU
Career	4/0	6	7	85.7	0	1	36	9.0	17-BSU	17-BSU

* at UCF

GAME-BY-GAME

2022 Opp.	Comp	Att	TD	INT	Pct.	Yards	Lg	Run	Yds	TD	Lg
Ball State	1	1	0	0	100	17	17	0	0	0	0
UT Martin	2	3	0	1	66.7	9	5	0	0	0	0
at Vanderbilt	1	1	0	0	100	4	4	0	0	0	0

2021 Opp.	Comp	Att	TD	INT	Pct.	Yards	Lg	Run	Yds	TD	Lg
S. Alabama	2	2	0	0	100	6	3	0	0	0	0



SOLON PAGE III

LB • 6-2 • 228 • R-Sr.
Atlanta, Ga.



38

First name pronounced SOUL-in (rhymes with Nolan)

CAREER HONORS

- 2021 Fall SEC Academic Honor Roll
- 2018 Fall SEC Academic Honor Roll
- 2017 First-Year SEC Academic Honor Roll

CAREER

- Sixth-year linebacker who brings leadership and experience to the Vols
- Sees most of his time at Mike and Will linebacker and is also a contributor on special teams
- Played in 34 games and made three starts in career

2022

- Wrapped up four tackles for the second-straight game and added a tackle for loss in his final collegiate regular-season game at Vanderbilt (11/26)
- Set a season-high in tackles at South Carolina (11/19), wrapping up four stops in the game
- Celebrated his Senior Day vs. Missouri (11/12) and finished with one tackle and a QB hurry in the win
- Recorded his first career sack on Homecoming against UT Martin (10/22) and finished with two TFLs, a career-best, in the victory
- Posted a pair of tackles in the victory over #3 Alabama (10/15)
- Had three tackles in road win at #25 LSU (10/8)
- Tallied three tackles in the win vs. #20 Florida (9/24)
- Wrapped up three solo tackles in the victory over Akron (9/17)
- Made two solo tackles in the victory at #17 Pitt (9/10) including his 50th collegiate tackle

NOTABLE

- Earned his bachelor's degree in recreation and sport management in Dec. 2021
- Member of Omega Psi Phi fraternity
- Enjoys writing poetry
- Twitter: @SolonPage | IG: @_almvghtyso
- >> Full profile on Record Book Page 107

CAREER HIGHS

Tackles	6 (2x), last vs. South Carolina, 10/9/21
Sacks	1.0 vs. UT Martin, 10/22/22
Tackles for Loss	2.0 vs. UT Martin, 10/22/22
QB Hurries	1 (2x), last vs. Missouri, 11/12/22
Interceptions	1 vs. Tennessee Tech, 9/18/21
Passes Defended	1 (3x), last vs. Vanderbilt, 11/27/21
Touchdowns	1 (INT) vs. Tennessee Tech, 9/18/21

CAREER STATS

Defense	GP/GS	UT	AT	TT	Sack	TFL	FF	FR	PD	Int	High Tk
2017					DNP - Redshirted						
2018	1/0	0	0	0	0-0	0-0	0	0	0	0	--
2019	5/0	5	2	7	0-0	0-0	0	0	0	0	4-UAB
2020	3/0	0	1	1	0-0	0-0	0	0	0	0	1-ALA
2021	13/3	14	25	39	0-0	2-5-7	0	0	3	1	6(2x)
2022	12/0	15	12	27	1-9	3-22	0	0	0	0	4(2x)
Career	35/3	34	40	74	1-9	6-29	0	0	3	1	6(2x)

GAME-BY-GAME

2022 Opp.	U-A-T, Other
Ball State	DNP
at Pitt	2-0-2
Akron	3-0-3
Florida	1-2-3
at LSU	1-2-3
Alabama	0-2-2
UT Martin	2-0-2, 2 tfl, 1 s
Kentucky	0-0-0
at Georgia	1-1-2
Missouri	1-0-1, 1 qbh
at South Carolina	1-3-4
at Vanderbilt	3-1-4, 1 tfl

2021 Opp.	U-A-T, Other
Bowling Green	0-3-3

*Pitt	3-3-6, 1 tfl
Tennessee Tech	0-3-3, 1 int, 1 pd, 1 td
at Florida	1-2-3, 1 tfl
*at Missouri	3-0-3, 1 qbh
South Carolina	1-5-6, 0.5 tfl
Ole Miss	3-0-3, 1 pd
at Alabama	0-2-2
at Kentucky	0-3-3
Georgia	1-0-1
*South Alabama	1-3-4
Vanderbilt	0-1-1, 1 pd
vs. Purdue	1-0-1

2020 Opp. U-A-T, Other

at South Carolina	DNP
Missouri	DNP
at Georgia	DNP
Kentucky	0-0-0
Alabama	0-1-1, 0.5 tfl
at Arkansas	DNP
at Auburn	DNP
Florida	DNP
at Vanderbilt	0-0-0
Texas A&M	DNP

2019 Opp. U-A-T, Other

Georgia State	DNP
BYU	DNP
Chattanooga	DNP
at Florida	DNP
Georgia	DNP
Mississippi State	0-1-1
at Alabama	0-0-0
South Carolina	DNP
UAB	3-1-4
at Kentucky	DNP
at Missouri	DNP
Vanderbilt	2-0-2
vs. Indiana	0-0-0

2018 Opp. U-A-T, Other

*vs. West Virginia	DNP
ETSU	DNP
UTEP	DNP
Florida	DNP
at Georgia	DNP
at Auburn	DNP
Alabama	DNP
at South Carolina	DNP
Charlotte	DNP
Kentucky	DNP
Missouri	0-0-0
at Vanderbilt	DNP

* - denotes started



DE'SHAWN RUCKER

DB • 6-0 • 190 • So.
Tallahassee, Fla.

28

CAREER

- Speedy defensive back who was a three-sport star at Godby High School in Tallahassee, Florida
- Has been a solid reserve in the defensive secondary and made his first career start in 2022
- Has played in 19 career games with two starts
- Including this year, has three seasons of eligibility

2022

- Started his second-straight game at CB and had a career high three tackles against UT Martin (10/22)
- Made his first collegiate start against #3 Alabama (10/15) and had two solo tackles along with his first-career PBU
- Saw limited action as a reserve CB, notching a solo tackle in win over #20 Florida (9/24)
- Made his season debut against Akron (9/17) notching a pair of tackles, his first career multi-tackle game, over 28 defensive snaps

NOTABLE

- Majoring in kinesiology
- Twitter: @d_rucker22 | IG: @d.rucker22
- >> Full profile on Record Book Page 111

CAREER HIGHS

Tackles	3 vs. UT Martin, 10/22/22
Passes Defended	1 vs. Alabama, 10/15/22
Punt Returns	1 at Alabama, 10/23/21
Punt Return Yards	12 at Alabama, 10/23/21
Long Punt Return	12 at Alabama, 10/23/21
Blocked Kicks	1 (Punt) at Alabama, 10/23/21

CAREER STATS

Defense	GP/GS	UT	AT	TT	Sack	TFL	FF	FR	PD	Int	High Tk
2021	12/0	5	0	5	0-0	0-0	0	0	0	0	1(5x)
2022	7/2	8	0	8	0-0	0-0	0	0	1	0	2(2x)
Career	19/2	13	0	13	0-0	0-0	0	0	1	0	2(2x)

GAME-BY-GAME

2022 Opp.	U-A-T, Other
Ball State	DNP
at Pitt	DNP
Akron	2-0-2
Florida	1-0-1
at LSU	0-0-0
*Alabama	2-0-2, 1 pd
*UT Martin	3-0-3
Kentucky	0-0-0
at Georgia	DNP
Missouri	0-0-0
at South Carolina	DNP
at Vanderbilt	DNP

2021 Opp. U-A-T, Other

Bowling Green	0-0-0
Pitt	1-0-1
Tennessee Tech	1-0-1
at Florida	0-0-0
at Missouri	1-0-1
South Carolina	0-0-0
Ole Miss	1-0-1
at Alabama	0-0-0, 1 blk punt
at Kentucky	DNP
Georgia	0-0-0
South Alabama	0-0-0
Vanderbilt	0-0-0
vs. Purdue	1-0-1



MATTHEW SALANSKY

LS • 5-11 • 245 • R-Jr.
Morristown, Tenn.

47

CAREER HONORS

- 2022 Burlsworth Trophy Nominee
- 2021 Fall SEC Academic Honor Roll

CAREER

- UT's starting long snapper for the past three seasons
- A walk-on who has played in 35 career games and comes from a family history of Vols

2022

- Has logged 122 snaps in 2022, 72 PATs, 31 punts and 19 field goals
- Logged 12 perfect snaps on a rainy night in Nashville, dishing eight extra points and four snaps against Vanderbilt (11/26)
- Delivered his 100th snap of the season against Missouri (11/12), executing nine PATs, one successful field goal and a pair of punts in the win
- Tallied 11 snaps for the second consecutive week, delivering six PATs, three punts and a pair of field goals against #19 Kentucky (10/29)
- In his 30th collegiate game had 11 snaps against UT Martin (10/22) coming on seven extra-points, two field goals and two punts
- Logged eight snaps against #3 Alabama (10/15), including the game-winning field goal with two seconds remaining on the clock to help the Vols snap a 15-game losing skid to the Crimson Tide

- In a stellar game for the special teams unit, recorded 11 snaps, five being field goals, four extra points and a pair of punts at #25 LSU (10/8)
- Had only six snaps in the win over #20 Florida (9/24), converting five PATs and a field goal
- Recorded 12 snaps against Akron (9/17), nine PATs, one field goal and two punts
- Made 12 snaps at #17 Pitt (9/10), six punts, four PATs and two field goals, including a 51-yarder
- Started the year with 11 perfect snaps in the season-opening win against Ball State (9/1). Delivered eight PATs, two punts and one field goal

NOTABLE

- Majoring in kinesiology
- Nickname is Matty
- Uncle, Casey Woods, lettered at wide receiver and was a specialist holder for the Vols from 2005-07
- Grew up 45 min. away wanting to play for the Vols
- Both his brother and mother graduated from UT
- Twitter: @mattesalansky | IG: @matte_sal_28

CAREER STATS

Games Played: 2022: 12; 2021: 13; 2020: 10; 2019: 0
Career: 35



DYLAN SAMPSON
 RB • 5-11 • 190 • Fr.
 Baton Rouge, La.

24

CAREER HONORS

- SEC Freshman of the Week (vs. Vanderbilt, 11/26/22)

CAREER

- Explosive, speedy young running back with great playmaking ability who has a bright future
- One of the fastest players on the team, clocked at 23.0 mph on Catapult system
- Enrolled at Tennessee in June 2022
- Played in nine career games

2022

- Third-string RB who has displayed big-play ability in space, totaling 397 yards on 58 carries with six TDs during his debut season
- Posted his first career 100-yard rushing performance at Vanderbilt (11/26), logging 12 carries for 131 yards which included an 80-yard scoring burst in the fourth quarter
- Named SEC Freshman of the Week for his efforts in the regular season finale and helped the Vols set a single-game school record for yards per carry (11.7)
- Finished with 105 all-purpose yards, including a career-best 98 yards rushing on eight carries with one touchdown in win over Missouri (11/12)
- Scored his fifth touchdown of the year against the Tigers with a two-yard plunge in the fourth quarter
- Handled 13 carries for a team-high and career-high 62 yards in win over UT Martin (10/22), including a career-long 45-yard rush and one-yard TD in the third quarter
- Returned from injury to make his SEC debut in his hometown at #25 LSU (10/8), logging two carries for 14 yards
- Rushed eight times for 57 yards in his second appearance of the season vs. Akron (9/17)
- Scored a pair of rushing touchdowns on speed option plays around right end against the Zips, scoring from 9 and 11 yards in the first half
- Scored first-career rushing TD in his collegiate debut with a two-yard plunge into the end zone in season-opening win vs. Ball State (9/1)
- Tallied 51 all-purpose yards (32 rushing, 19 receiving) in the season opener against the Cardinals

HIGH SCHOOL

- Record-breaking, speedy running back out of Dutchtown High School in Louisiana
- Tabbed a four-star prospect by On3.com and a three-star standout by 247Sports.com, Rivals.com and ESPN.com

- Shattered NFL and Dutchtown alum Eddie Lacy's program record for all-time rushing yards, racking up 4,927 yards on 521 carries

NOTABLE

- Majoring in computer science
- Said the passing of his grandfather from cancer during the Louisiana floods of 2016 motivated him to stay focused
- Is an avid outdoorsman
- His biggest influence on his playing career is Reggie Bush—grew up a New Orleans Saints fan and appreciated his elusiveness
- Favorite movie is Juice (1992)
- Favorite musical artist is Rod Wave
- Favorite food is blackened chicken with Cajun fries
- Twitter: @dylans21527 | IG: d_samp_

>> Full profile on Record Book Page 112

CAREER HIGHS

Rushes	13 vs. UT Martin, 10/22/22
Rushing Yards	131 at Vanderbilt, 11/26/22
Rushing Touchdowns	2 vs. Akron, 9/17/22
Long Rush	80 at Vanderbilt, 11/26/22
Receptions	1 (3x), last at South Carolina, 11/19/22
Receiving Yards	19 vs. Ball State, 9/1/22
Long Reception	19 vs. Ball State, 9/1/22

CAREER STATS

Rushing	GP/GS	No	Yds	Avg	Per/G	TD	Long	High Yd
2022	9/0	58	397	6.8	44.1	6	80-VU	131-VU
Career	9/0	58	397	6.8	44.1	6	80-VU	131-VU

Receiving	GP/GS	No	Yds	Avg	Per/G	TD	Long	High Yd
2022	9/0	3	24	8.0	2.7	0	19-BSU	19-BSU
Career	9/0	3	24	8.0	2.7	0	19-BSU	19-BSU

GAME-BY-GAME

2022 Opp.	Rush-Yds-TD, Lg	Rec-Yds-TD, Lg
Ball State	10-32-1, 10	1-19-0, 19
at Pitt	DNP	
Akron	8-57-2, 27	0-0-0
Florida	DNP	
at LSU	2-14-0, 9	0-0-0
Alabama	DNP	
UT Martin	13-62-1, 45	0-0-0
Kentucky	1-1-0, 1	0-0-0
at Georgia	0-0-0	0-0-0
Missouri	8-98-1, 42	1-7-0, 7
at South Carolina	4-2-0, 4	1-(-2)-0, 0
at Vanderbilt	12-131-1, 80	0-0-0



ELIJAH SIMMONS
 DL • 6-2 • 340 • R-Jr.
 Memphis, Tenn.

51

CAREER

- Strong, imposing interior defensive lineman with incredible athleticism for his size
- Originally from Memphis but moved to Nashville where he enjoyed a stellar high school career
- Owns 29 career tackles and, including this year, three seasons of eligibility remaining
- Has seen action in 32 games and made six starts during his career, including the first four games of the 2021 campaign

2022

- Logged his eighth tackle of the year with a solo stop in the regular season finale at Vanderbilt (11/26)
- Saw action on 12 defensive snaps and had a tackle in the win over Missouri (11/12)
- Played eight snaps on the defensive line and logged one assisted tackle in the victory over #19 Kentucky (10/29)
- Collected a pair of solo tackles in UT's victory over #20 Florida (9/24)
- Played 12 defensive snaps and recorded one assisted tackle in road win at #17 Pitt (9/10)
- Saw action as a reserve defensive tackle in season-opening win vs. Ball State (9/1), posting two solo stops and one TFL over 16 defensive snaps

NOTABLE

- Majoring in communication studies
- Born in Memphis but moved to Nashville as an eight-year-old
- Video of him dunking a basketball and then making a full court basket went viral in the spring of 2019
- Appeared on stage at the 2019 NFL Draft in Nashville as one of the city's top high school players
- Grew up singing in choir and was a member of high school a cappella group called the Fab Five
- Twitter: @901_hollywood_e | IG: 901_hollywood_e

>> Full profile on Record Book Page 113

CAREER HIGHS

Tackles	5 at Kentucky, 11/6/21
Tackles For Loss	1.0 (2x), last vs. Ball State, 9/1/22
Quarterback Hurries	1 at Florida, 9/25/21
Passes Defended	1 (2x), last vs. Bowling Green, 9/2/21

CAREER STATS

Defense	GP/GS	UT	AT	TT	Sack	TFL	FF	FR	PD	QBH	High Tk
2019	3/0	0	0	0	0-0	0-0	0	0	0	0	--
2020	10/2	2	8	10	0-0	0-0	0	0	1	0	4-UGA
2021	7/4	4	7	11	0-0	15-2	0	0	1	1	5-UK
2022	12/0	5	3	8	0-0	10-1	0	0	0	0	2(2x)
Career	32/6	11	18	29	0-0	25-3	0	0	2	1	5-UK

GAME-BY-GAME

2022 Opp.	U-A-T, Other
Ball State	2-0-2, 1 tfl
at Pitt	0-1-1
Akron	0-0-0
Florida	2-0-2
at LSU	0-0-0
Alabama	0-0-0
UT Martin	0-0-0
Kentucky	0-1-1
at Georgia	0-0-0
Missouri	0-1-1
at South Carolina	0-0-0
at Vanderbilt	1-0-1

2021 Opp.

*Bowling Green	0-0-0, 1 pd
*Pitt	1-2-3
*Tennessee Tech	0-0-0
at Florida	0-2-2, 0.5 tfl, 1 qbh
at Missouri	1-0-1, 1 tfl
South Carolina	DNP
Ole Miss	DNP
at Alabama	DNP
at Kentucky	2-3-5
Georgia	0-0-0
South Alabama	DNP
Vanderbilt	DNP
vs. Purdue	DNP

2020 Opp.

*at S. Carolina	1-0-1
*Missouri	0-1-1
at Georgia	0-4-4
Kentucky	0-1-1
Alabama	0-0-0, 1 pd
at Arkansas	1-1-2
at Auburn	0-1-1
Florida	0-0-0
at Vanderbilt	0-0-0
Texas A&M	0-0-0

2019 Opp.

Georgia State	DNP
BYU	DNP
Chattanooga	0-0-0
at Florida	DNP
Georgia	DNP
Mississippi State	DNP
at Alabama	DNP
South Carolina	DNP
UAB	DNP
at Kentucky	0-0-0
at Missouri	0-0-0
Vanderbilt	DNP
vs. Indiana	DNP

* - denotes started





DONEIKO SLAUGHTER
DB • 6-0 • 190 • Jr.
Roswell, Ga.

CAREER HONORS

- 2021-22 VOLeaders Academy
- 2021 Fall SEC Academic Honor Roll
- 2020-21 First-Year SEC Academic Honor Roll

CAREER

- Physical and versatile defensive back who can play nickel, safety or cornerback
- Tallied 50 tackles, 4.5 tackles for loss, two sacks, one interception, three pass breakups and one fumble recovery
- Including this year, has three seasons of eligibility
- An honor student in economics who is a two-time member of the SEC Academic Honor Roll
- Played in 32 career games and made seven starts

2022

- Started at corner and posted four tackles at South Carolina (11/19)
- Had a pair of tackles and pounced on his first career fumble recovery against Missouri (11/12), extending UT's 12-game streak with at least one takeaway
- Started at corner and posted six total tackles and a pass breakup at #3 Georgia (11/5)
- Made his first cornerback start vs. #19 Kentucky (10/29) and did not allow a reception while nabbing his first career interception in the victory
- Delivered the Kentucky game's defensive highlight with a bruising hit in the second quarter, knocking the ball loose and into the hands of LB Juwan Mitchell for a pick in the red zone
- Slaughter and the Vols limited Kentucky QB and top-rated 2023 NFL Draft prospect Will Levis to 98 yards passing, the fewest allowed by UT through the air since 2019
- Started at safety vs. UT Martin (10/22), logging one tackle, one pass breakup and his first-career kickoff return for 16 yards
- Made his first start of the season at safety vs. #3 Alabama (10/15) and shattered his career-high with eight total tackles in the victory
- Recorded two assisted tackles in at #25 LSU (10/8), including a half-tackle for loss in the second quarter
- Had a solo tackle against Akron (9/17) and saw action on 29 defensive snaps in the victory
- Posted one solo tackle and his first-career pass breakup in UT's season-opening victory vs. Ball State (9/1), playing 22 defensive snaps

NOTABLE

- Majoring in economics
 - Nickname is "Neiko"
 - Has six brothers
 - Favorite movie is "The Avengers"
 - Favorite musical artist is Lil Baby
 - Favorite food is shrimp pasta
 - Place would most like to visit is Hawaii
 - Twitter: @Neikoslaughter | IG: neiko_slaughter
- >> Full profile on Record Book Page 114

CAREER HIGHS

Tackles	8 vs. Alabama, 10/15/22										
Tackles For Loss	1.0 (4x), last at Alabama, 10/23/21										
Sacks	1.0 (2x), last vs. Tennessee Tech, 9/18/21										
Interceptions	1 vs. Kentucky, 10/29/22										
Passes Defended	1 (4x), last at Georgia, 11/5/22										
Fumble Recoveries	1 vs. Missouri, 11/12/22										
Quarterback Hurries	1 at Missouri, 10/2/21										
Kickoff Returns	1 vs. UT Martin, 10/22/22										
Kickoff Return Yards	16 vs. UT Martin, 10/22/22										
Long Kickoff Return	16 vs. UT Martin, 10/22/22										

CAREER STATS

Defense	GP/GS	UT	AT	TT	Sack	TFL	FF	FR	PD	Int	High Tk
2020	10/1	4	4	8	1-8	1-8	0	0	0	0	3(2x)
2021	11/0	12	4	16	1-8	3-20	0	0	0	0	3(3x)
2022	11/6	19	7	26	0-0	0-5-1	0	1	4	1	8-ALA
Career	32/7	35	15	50	2-16	4.5-29	0	1	4	1	8-ALA

GAME-BY-GAME

2022 Opp.	U-A-T, Other
Ball State	1-0-1, 1 pd
at Pitt	0-0-0
Akron	1-0-1
Florida	0-0-0
at LSU	0-2-2, 0.5 tfl
*Alabama	5-3-8
*UT Martin	1-0-1, 1 pd, 1 KOR (16yds)
*Kentucky	1-0-1, 1 int, 1 pd
*at Georgia	5-1-6, 1 pd
*Missouri	1-1-2, 1 fr
*at South Carolina	4-0-4
at Vanderbilt	DNP

2021 Opp.	U-A-T, Other
Bowling Green	0-0-0
Pitt	1-2-3
Tennessee Tech	2-0-2, 1 s, 1 tfl
at Florida	0-0-0
at Missouri	2-1-3, 1 tfl, 1 qbh
South Carolina	DNP
Ole Miss	DNP
at Alabama	3-0-3, 1 tfl
at Kentucky	2-0-2
Georgia	1-0-1
South Alabama	0-1-1
Vanderbilt	0-0-0
vs. Purdue	1-0-1

2020 Opp.	U-A-T, Other
*at South Carolina	2-1-3, 1 tfl, 1 s
Missouri	0-0-0
at Georgia	0-0-0
Kentucky	1-2-3
Alabama	1-1-2
at Arkansas	0-0-0
at Auburn	0-0-0
Florida	0-0-0
at Vanderbilt	0-0-0
Texas A&M	0-0-0

* - denotes started



JABARI SMALL
RB • 5-11 • 213 • Jr.
Memphis, Tenn.

CAREER HONORS

- 2022 Doak Walker Award Preseason Watch List
- 2022 Preseason All-SEC Third Team (Coaches, Lindy's, Phil Steele)
- 2022 Preseason All-SEC Fourth Team (Athlon)
- 2021-22 VOLeaders Academy
- 2021 Fall SEC Academic Honor Roll
- 2020-21 First-Year SEC Academic Honor Roll

CAREER

- Versatile, shifty running back who returns as Tennessee's starter at the position
- Outstanding vision, work ethic and leadership
- Comes from a family pedigree of SEC players, including his father and All-SEC uncles
- Arrived at UT after a heralded prep career in Memphis and is coached by Memphis native Jerry Mack
- An honor student in the classroom who is a two-time member of the SEC Academic Honor Roll
- Selected to the 2021-22 VOLeaders Academy and traveled to Rwanda in the summer of 2022
- Racked up 1,609 career rushing yards on 311 attempts with 21 touchdowns
- Also caught 25 passes for 207 yards for 1,816 career all-purpose yards
- Dating to last season, has 17 rushing scores in his last 15 games
- Produced four career 100-yard rushing contests
- Played in 33 games and made 23 starts in career

2022

- Started all 12 games at running back this season and leads the team with 12 rushing touchdowns while ranking second on the squad with 696 rushing yards

- His 12 rushing TDs are tied for ninth in single-season school history and are the most by a Vol RB since Jalen Hurd had 12 in 2015
- Found the end zone in 10 of 12 games this year and scored Tennessee's first touchdown in seven games this season
- Toted 11 carries for 79 yards and two touchdowns to wrap up the regular season at Vanderbilt (11/26), including a 3-yard TD in the first quarter and 52-yard score in the third to help the Vols establish a new program record for yards per attempt (11.7)
- Led the Vols with 80 rushing yards on 11 carries at South Carolina (11/19), highlighted by a shifty 31-yard dash to the end zone in the first quarter
- Logged nine carries for 54 yards vs. Missouri (11/12), including a 10-yard touchdown run in the first quarter to open the scoring
- Led UT with 78 rushing yards on 21 carries vs. #19 Kentucky (10/29) and had two catches for 17 yards, including a 13-yard TD grab in the fourth quarter
- Provided the opening score in Tennessee's win over UT Martin (10/22) with a one-yard TD and finished the Homecoming contest with 11 carries for 33 yards
- Handled 12 carries for 53 yards in the win over #3 Alabama (10/15), including a one-yard rushing TD to open the scoring in the first quarter
- Rushed for a season-high 127 yards on 22 carries with two touchdowns in win at #25 LSU (10/8)
- Broke off a 49-yard run in the fourth quarter in Baton Rouge, the longest rush by a Vol this season
- Scored on Tennessee's first drive at LSU with a one-yard plunge and added another on a five-yard run in the third quarter, logging his fourth career game with multiple rushing TDs
- Posted 122 all-purpose yards vs. #20 Florida (9/24), rushing 19 times for 90 yards and hauling in three catches for 32 yards in the SEC opener
- Tallied a 1-yard rushing touchdown and his first career receiving touchdown for 16 yards against the Gators, marking his fourth career game with multiple TDs
- Punched in a pair of 1-yard rushing touchdowns in road win at #17 Pitt (9/10), marking his third career multi-TD outing
- Took 13 carries for 63 yards in the season opener vs. Ball State (9/1), including a tough 7-yard TD run in the second quarter for his 10th career rushing score

NOTABLE

- Majoring in sport management
 - Father, Eddie, played wide receiver at Ole Miss from 1990-93
 - Uncle, Tony Small, was an All-SEC wide receiver who played at Georgia from 1996-98
 - His other uncle, O.J. Small, was an All-SEC wide receiver who played at Florida from 2000-04 and then played in the NFL
 - Close friends with VFL and NBA draftee Kennedy Chandler. The two grew up together and played on the same youth basketball teams.
 - Favorite movie is "Friday Night Lights"
 - Favorite musical artists are Future and Young Thug
 - Goal after football is to either become a physical therapist or get into real estate with his uncle
 - Roommates with fellow Memphis native Omari Thomas
 - Twitter: @JMS4_ | IG: jsmall47
- >> Full profile on Record Book Page 115

CAREER HIGHS

Rushes	26 vs. Purdue, 12/30/21										
Rushing Yards	180 vs. Purdue, 12/30/21										
Rushing Touchdowns	2 (5x), last at Vanderbilt, 10/26/22										
Long Rush	60 vs. Purdue, 12/30/21										
Receptions	4 at Alabama, 10/23/21										
Receiving Yards	39 at Alabama, 10/23/21										
Receiving Touchdowns	1 (2x), last vs. Kentucky, 10/29/22										
Long Reception	22 at Florida, 9/25/21										

CAREER STATS

Rushing	GP/GS	No	Yds	Avg	Per/G	TD	Long	High Yd
2020	10/0	26	117	4.5	11.7	0	17-VU	48-VU
2021	11/11	141	796	5.6	72.4	9	60-PUR	180-PUR
2022	12/12	144	696	4.8	58.0	12	52-VU	127-LSU
Career	33/23	311	1609	5.2	48.8	21	60-PUR	180-PUR

Receiving	GP/GS	No	Yds	Avg	Per/G	TD	Long	High Yd
2020	10/0	4	24	6.0	2.4	0	9(2x)	14-ARK
2021	11/11	9	77	8.6	7.0	0	22-UF	39-ALA
2022	12/12	12	106	8.8	8.8	2	16-UF	32-UF
Career	33/23	25	207	8.3	6.3	2	22-UF	39-ALA

GAME-BY-GAME

2022 Opp.	Rush-Yds-TD, Lg	Rec-Yds-TD, Lg
*Ball State	13-63-1, 14	1-12-0, 12
*at Pitt	10-17-2, 5	1-0-0, 0
*Akron	2-14-0, 11	0-0-0
*Florida	19-90-1, 39	3-32-1, 16
*at LSU	22-127-2, 49	1-3-0, 3
*Alabama	12-53-1, 9	2-20-0, 11
*UT Martin	11-33-1, 11	1-9-0, 9
*Kentucky	21-78-0, 10	2-17-1, 13
*at Georgia	3-8-0, 3	0-0-0
*Missouri	9-54-1, 26	1-13-0, 13
*at South Carolina	11-80-1, 31	0-0-0
*at Vanderbilt	11-79-2, 52	0-0-0

2021 Opp.	Rush-Yds-TD, Lg	Rec-Yds-TD, Lg
*Bowling Green	22-117-1, 17	1-5-0, 5
*Pitt	8-10-1, 4	1-6-0, 6
Tennessee Tech	DNP	
*at Florida	11-59-0, 16	1-22-0, 22
*at Missouri	4-42-0, 21	0-0-0
South Carolina	DNP	
*Ole Miss	21-92-1, 26	1-3-0, 3
*at Alabama	7-8-0, 6	4-39-0, 16
*at Kentucky	4-55-1, 37	0-0-0
*Georgia	12-49-0, 10	0-0-0
*South Alabama	11-73-2, 28	0-0-0
*Vanderbilt	15-103-2, 15	0-0-0
*vs. Purdue	26-180-1, 60	1-2-0, 2

2020 Opp.	Rush-Yds-TD, Lg	Rec-Yds-TD, Lg
at South Carolina	0-0-0	0-0-0
Missouri	4-27-0, 15	0-0-0
at Georgia	0-0-0	0-0-0
Kentucky	2-12-0, 10	0-0-0
Alabama	5-8-0, 5	1-1-0, 1
at Arkansas	8-18-0, 7	2-14-0, 9
at Auburn	0-0-0	0-0-0
Florida	0-0-0	0-0-0
Vanderbilt	6-48-0, 17	1-9-0, 9
Texas A&M	1-4-0, 4	0-0-0

* - denotes started



JAVONTEZ SPRAGGINS

OL • 6-3 • 325 • Jr.
East St. Louis, Ill.

Name is pronounced juh-VAWN-tez SPRAGH-gens

CAREER HONORS

- SEC Offensive Lineman of the Week (vs. #20 Florida, 9/24/22)
- 2021 Fall SEC Academic Honor Roll
- 2020-21 First-Year SEC Academic Honor Roll

CAREER

- Powerful returning starting offensive guard in his third year with the program
- Made an impact in his debut season and became a mainstay at right guard as a sophomore
- Including this year, has three seasons of eligibility
- Two-time member of the SEC Academic Honor Roll
- Seen action on 1,779 career snaps
- Played in 32 games with 25 career starts, including 24 at right guard and one at tight end in a jumbo package

2022

- Started all 12 games this season at right guard and played 827 snaps on the year
- Blocked for 49 offensive snaps in the regular season finale at Vanderbilt (11/26) without allowing a sack or pressure as the Vols racked up a season-high 362 yards on the ground and program-record 11.7 yards per carry


- Did not allow a sack in 75 snaps of action in the win over Missouri (11/12) as the Big Orange racked up a program record 724 yards of total offense and set a school record for points scored against an SEC opponent in the 66-24 victory
- Protected for 68 snaps vs. #19 Kentucky (10/29) without surrendering a sack or quarterback hit and logged his fourth-straight game without a penalty
- Produced 50 spotless snaps at right guard against UT Martin (10/22) and helped the Vols rack up a Heupel-era high 65 points and 696 total yards
- Played all 76 snaps in the win vs. #3 Alabama (10/15) without allowing a sack or QB hit as UT scored 52 points and gained 567 yards of total offense
- Did not allow a pressure in 82 snaps at right guard at #25 LSU (10/8) and helped the Vols rush for 263 yards in the road win
- Took home SEC Offensive Lineman of the Week honors after a strong performance vs. #20 Florida, playing all 72 snaps without allowing a pressure and helping the Vols rack up 576 yards of total offense
- Dominated the trenches in UT's victory over Akron (9/17), seeing action on 54 snaps at right guard without allowing a pressure or committing a penalty as the Vols racked up 676 yards of total offense
- Played all 79 offensive snaps at right guard in road victory at #17 Pitt (9/10)
- Started at right guard and played 59 offensive snaps without allowing any pressures, hurries, hits or sacks in season opener vs. Ball State (9/1), helping the Vols rack up 59 points and 569 yards of total offense

NOTABLE

- Majoring in sociology
 - Twitter: @j_spraggins76 | IG: javontez_spraggins
- >> Full profile on Record Book Page 117

CAREER STATS

Games Played/Started: 2022: 12/12; 2021: 12/12; 2020: 8/1
Career: 33/25



DA'JON TERRY

DL • 6-4 • 321 • R-Jr.
Meridian, Miss.

First name is pronounced day-ZHAN

CAREER HONORS

- 2021-22 First-Year SEC Academic Honor Roll

CAREER

- Strong interior defensive lineman who transferred to the Vols in June 2021
- Played two seasons at Kansas prior to coming to UT
- Including this year, has three seasons of eligibility
- Played in 34 career games with nine starts, including 24 games at Tennessee with seven starts as a Vol

2022

- Logged a season-high three tackles with one TFL at South Carolina (11/19)
- In sixth-straight start on the interior d-line, played 28 snaps and had two tackles vs. Missouri (11/12)
- Posted a pair of tackles in his fifth consecutive start at #3 Georgia (11/5)
- In his 30th career game and 20th at UT, started and logged two tackles vs. #19 Kentucky (10/29) with one sack for an eight-yard loss and a blocked PAT
- Started at defensive tackle for the third consecutive game vs. UT Martin (10/22) and posted a half-tackle for loss in the Homecoming victory
- Earned his second-straight start on the interior vs. #3 Alabama (10/15) and played 22 defensive snaps
- Made his first start as a Vol (DT) at #25 LSU (10/8) and had one assisted tackle in the victory
- Recorded a pair of tackles, including his first sack of the season for a four-yard loss, and one QB hurry in win vs. #20 Florida (9/24)
- Posted a solo tackle and a quarterback hurry in season-opening win vs. Ball State (9/1), playing 15 defensive snaps

NOTABLE

- Majoring in communication studies
 - His brother, Eddie, played football at Western Kentucky
 - His cousin, Vick Ballard, was an All-SEC running back at Mississippi State (2011) and spent four seasons with the Indianapolis Colts (2012-15)
 - Models his game after Ndamukong Suh
 - Favorite movie and TV show is "Friday Night Lights"
 - Favorite food is steak and lobster
 - Enjoys drawing
 - Aspires to be a sports agent
 - Twitter: @DaJonTerry1 | IG: thedajonterry
- >> Full profile on Record Book Page 118

CAREER HIGHS

Tackles	4 (2x), last vs. South Alabama, 11/20/21
Tackles for Loss	1.5 vs. South Alabama, 11/20/21
Sacks	1 (5x), last vs. Kentucky, 10/29/22
Quarterback Hurries	2 vs. Iowa State, 10/31/20*
Blocked Kicks	1 (PAT) vs. Kentucky, 10/29/22

* at Kansas

CAREER STATS

Defense	GP/GS	UT	AT	TT	Sack	TFL	FF	FR	QBH	Int	High Tk
2019*	2/0	2	0	2	0-0	0-0	0	0	0	0	1(2x)
2020*	8/2	11	3	14	2-13	2-13	0	0	2	0	4-OKST
2021	12/0	11	8	19	1-6	2-5-8	0	0	0	0	4-USA
2022	12/7	7	8	15	2-12	3-5-15	0	0	3	0	3-SC
at KU	10/2	13	3	16	2-13	2-13	0	0	2	0	4-OKST
at UT	24/7	18	16	34	3-18	6-23	0	0	3	0	4-USA
Career	34/9	31	18	49	5-31	8-36	0	0	5	0	4(2x)

* - at Kansas

GAME-BY-GAME

2022 Opp.	U-A-T, Other
Ball State	1-0-1, 1 qbh
at Pitt	0-0-0, 1 qbh
Akron	0-0-0
Florida	2-0-2, 1 s, 1 tfl, 1 qbh
*at LSU	0-1-1
*Alabama	0-0-0
*UT Martin	0-1-1, 0.5 tfl
*Kentucky	1-1-2, 1 tfl, 1 s, 1 blk
*at Georgia	1-1-2
*Missouri	1-1-2
*at South Carolina	1-2-3, 1 tfl
at Vanderbilt	0-1-1

2021 Opp.	U-A-T, Other
Bowling Green	2-0-2, 1 tfl, 1 s
Pitt	1-0-1
Tennessee Tech	DNP
at Florida	0-1-1
at Missouri	0-0-0
South Carolina	1-0-1
Ole Miss	1-0-1
at Alabama	2-1-3
at Kentucky	0-2-2
Georgia	1-0-1
South Alabama	2-2-4, 1.5 tfl
Vanderbilt	1-2-3
vs. Purdue	0-0-0

2020 Opp.	U-A-T, Other
Coastal Carolina	0-0-0
Baylor	2-0-2
Oklahoma St.	3-1-4, 1 tfl, 1 s
*West Virginia	1-2-3
Kansas State	1-0-1
*Iowa State	2-0-2, 1 tfl, 1 s, 2 qbh
at Oklahoma	DNP
TCU	1-0-1
Texas Tech	1-0-1
Texas	DNP

2019 Opp.	U-A-T, Other
Indiana State	1-0-1
Coastal Carolina	1-0-1
at Boston College	DNP
West Virginia	DNP
at TCU	DNP
Oklahoma	DNP
at Texas	DNP
Texas Tech	DNP
Kansas State	DNP

at Oklahoma State	DNP
at Iowa State	DNP
Baylor	DNP

* - denotes started



OMARI THOMAS
DL • 6-4 • 320 • Jr.
Memphis, Tenn.

21

CAREER HONORS

- 2022 All-SEC Third Team (Phil Steele)
- 2021 Fall SEC Academic Honor Roll

CAREER

- A highly-touted, strong defensive tackle out of Memphis who is in his third season at UT
- Has emerged as one of Tennessee's leaders on defense this season
- Including this season, has three years of eligibility
- Rounded out his second year with the program in 2021 and progressed up the depth chart, starting the final four games of the regular season
- Totaled 55 tackles, 6.5 TFLs, three sacks, one fumble recovery and one forced fumble
- Also skilled at batting balls down at the line with eight pass breakups in his career
- Played in 35 career games with 18 starts

2022

- Started all 12 games at defensive tackle this fall and ranks third among UT linemen with 24 total tackles on the season
- Tied for second on the team with four pass breakups
- Finished with two stops in the regular season finale at Vanderbilt (11/26) for his seventh multi-tackle game of the season
- Swatted a pass and posted a pair of tackles at South Carolina (11/19)
- Registered his 50th career tackle at #3 Georgia (11/5)
- Notched a one-yard sack and a QB hurry in win vs. #19 Kentucky (10/29)
- Had a pair of tackles in the win over #3 Alabama (10/15), including a 14-yard sack in the fourth quarter, the second of his career
- Made two assisted tackles including a half-tackle for loss at #25 LSU (10/8) and made a stop to stifle a Tigers' two-point conversion play in the fourth quarter
- Filled the stat sheet in UT's win over #20 Florida (9/24), totaling a career-high five tackles and two QB hurries while also notching his first-career forced fumble and a pass breakup in the fourth quarter
- Logged four total tackles and one pass breakup while recording his first career fumble recovery in UT's victory at #17 Pitt (9/10)
- Started at defensive tackle and had four tackles in season-opening win vs. Ball State (9/1), in addition to logging his fifth career pass breakup

NOTABLE

- Majoring in journalism and electronic media
- Nickname is "Big O"
- Father played football at Arkansas State
- High school teammates with running back Jabari Small and VFL/NBA rookie Kennedy Chandler. Roommates with Jabari
- Raised money for the Down Syndrome Association of Mid-South, Autism Speaks and the Mowet-Wilson Foundation as a senior in high school
- Enjoys playing video games and outdoor activities
- Favorite movie is "Rush Hour"
- Favorite TV show is "All American"
- One of his superstitions is to drink a Minute Maid on the day of the game
- Enjoys listening to people play musical instruments
- Goal beyond football is to either become a sports broadcaster, an investor or a coach
- Twitter: @901_sxvxe | IG: _bigO

>> Full profile on Record Book Page 120

CAREER HIGHS

Tackles	5 vs. Florida, 9/24/22
Tackles for Loss	1.0 (6x), last vs. Kentucky, 10/29/22
Sacks	1.0 (3x), last vs. Kentucky, 10/29/22
Forced Fumbles	1 vs. Florida, 9/24/22
Fumble Recoveries	1 at Pitt, 9/10/22
Passes Defended	1 (8x), last at South Carolina, 11/19/22
QB Hurries	2 vs. Florida, 9/24/22

CAREER STATS

Defense	GP/GS	UT	AT	TT	Sack	TFL	FF	FR	QBH	PD	High Tk
2020	10/0	7	3	10	0-0	1-2	0	0	0	0	2(3x)
2021	13/6	11	10	21	1-5	3-14	0	0	3	4	4(2x)
2022	12/12	10	14	22	2-15	2-5-16	1	1	4	4	5-UF
Career	35/18	28	27	55	3-20	6.5-32	1	1	7	8	5-UF

GAME-BY-GAME

2022 Opp.	U-A-T, Other
*Ball State	0-4-4, 1 pd
*at Pitt	3-1-4, 1 fr, 1 pd
*Akron	0-0-0
*Florida	3-2-5, 1 ff, 2 qbh, 1 pd
*at LSU	0-2-2, 0.5 tfl
*Alabama	1-1-2, 1 tfl, 1 s, 1 qbh
*UT Martin	0-0-0
*Kentucky	1-0-1, 1 tfl, 1 s, 1 qbh
*at Georgia	1-0-1
*Missouri	0-1-1
*at South Carolina	0-2-2, 1 pd
*at Vanderbilt	1-1-2

2021 Opp.	U-A-T, Other
Bowling Green	0-0-0, 1 pd, 1 qbh
Pitt	0-1-1
Tennessee Tech	2-0-2
at Florida	0-1-1
*at Missouri	1-0-1
*South Carolina	1-0-1
Ole Miss	3-1-4, 1 s, 1 tfl, 1 pd, 1 saf
at Alabama	0-0-0
*at Kentucky	1-0-1
*Georgia	1-3-4, 1 tfl
*South Alabama	1-2-3, 1 tfl, 1 qbh, 1 pd
*Vanderbilt	1-0-1, 1 qbh, 1 pd
vs. Purdue	0-2-2

2020 Opp.	U-A-T, Other
at South Carolina	1-0-1
Missouri	1-1-2, 1 tfl
at Georgia	0-1-1
Kentucky	1-0-1
Alabama	0-0-0
at Arkansas	2-0-2
at Auburn	1-0-1
Florida	0-0-0
at Vanderbilt	1-1-2
Texas A&M	0-0-0

* - denotes started



CEDRIC TILLMAN
WR • 6-3 • 215 • R-Sr.
Las Vegas, Nev.

4

CAREER HONORS

- 2023 Reese's Senior Bowl Invitee
- 2023 East-West Shrine Bowl Invitee
- 2022 Biletnikoff Award Preseason Watch List
- 2022 Maxwell Award Preseason Watch List
- 2022 Walter Camp Player of the Year Watch List
- 2022 Preseason All-American Third Team (Athlon, Phil Steele)
- 2022 Preseason All-SEC First Team (Athlon, Coaches, Lindy's, Phil Steele)
- 2022 Preseason All-SEC Second Team (Media)
- Reese's Senior Bowl Offensive Player of the Week (at #17 Pitt, 9/10/22)
- 2021 All-SEC Second Team (Phil Steele)
- 2020 Fall SEC Academic Honor Roll
- 2019 Fall SEC Academic Honor Roll
- 2018-19 First-Year SEC Academic Honor Roll

CAREER

- Big, physical wide receiver who is one of the top returning playmakers in all of college football and a preseason All-American
- Statistically, was the top returning receiver in the SEC after exploding as a junior in his first year in Josh Heupel's system
- Elected to return for his fifth season in 2022
- Tremendous hands and has a knack for making highlight reel plays
- Caught 109 passes for 1,622 yards and 17 touchdowns
- His 17 receiving TDs rank tied for 10th in UT history
- Tallied 24 catches of 20+ yards, 12 catches of 30+ yards and 10 receptions of 40+ yards
- Produced six 100-yard receiving games
- Owns the school record for consecutive games with a TD catch at seven (10/16/21 - 12/30/21)
- Prepped in Nevada with national power Bishop Gorman before signing with the Vols
- Three-time member of SEC Academic Honor Roll
- Graduated from Tennessee in December in 2021 and is currently taking graduate school classes
- Played in 44 career games while making 21 starts

2022

- Hauled in a team-high nine catches for 81 yards and two touchdowns at South Carolina (11/19), good for his first multi-TD effort of the season and third of his career
- Led the Big Orange with seven catches for 68 yards at #3 Georgia (11/5)
- Returned from injury vs. #19 Kentucky (10/29) and had four catches for 22 yards in the victory
- Had a dominant outing in UT's win at #17 Pitt (9/10), hauling in nine catches for a game-high 162 yards—including the game-winning touchdown with a 28-yard scoring grab in overtime
- Recognized as the Reese's Senior Bowl Offensive Player of the Week after his performance at Pitt
- Led all receivers with six catches and 68 yards in season-opening win vs. Ball State (9/1)

NOTABLE

- Earned his bachelor's degree in communication studies in Dec. 2021
- Represented Tennessee at 2022 SEC Media Days in Atlanta
- Father, Cedric, played wide receiver at Alcorn State and was selected in the 11th round of the 1992 NFL Draft
- Older brother, Jamir, played wide receiver at Navy from 2013-16 and was the squad's leading receiver
- One of just four letterwinners from the state of Nevada in the history of the program
- Mentored by current NFL VFLs Jauan Jennings, Marquez Callaway and Josh Palmer and remains close with them
- Prepped at national power Bishop Gorman High School
- Continues of the most fan-friendly NIL deals in the country with Knoxville's Moonshine Mountain Cookie Company. VFL Alontae Taylor represented it last season, and Tillman is this season's "Cookie Monster"
- If Tillman catches two or more touchdowns in a game, fans can receive two free cookies from Moonshine Mountain
- Traveled with teammate Hendon Hooker to NYC in July 2022 as part of an NIL, personal branding tour
- Twitter: @Ctillman04 | IG: tilly2on

>> Full profile on Record Book Page 121

CAREER HIGHS

Receptions	10 vs. Georgia, 11/13/21
Receiving Yards	200 vs. Georgia, 11/13/21
Receiving TDs	3 vs. Purdue, 12/30/21
Long Reception	70 at Alabama, 10/23/21

CAREER STATS

Receiving	GP/GS	No	Yds	Avg	Per/G	TD	Long	High Yd
2018	4/0	1	-3	-3.0	-0.8	0	0	-
2019	11/0	4	60	15.0	5.5	1	28-UTC	38-UTC
2020	10/2	3	67	22.3	6.7	1	46-A&M	61-A&M
2021	13/13	64	1081	16.9	83.2	12	70-ALA	200-UGA
2022	6/6	37	417	11.3	69.5	3	61-PITT	162-PITT
Career	44/21	109	1622	14.9	36.9	17	70-ALA	200-UGA

GAME-BY-GAME

2022 Opp.	Rec-Yds-TD, Lg
*Ball State	6-68-0, 18
*at Pitt	9-162-1, 61
*Akron	2-16-0, 8
Florida	DNP
at LSU	DNP
Alabama	DNP
UT Martin	DNP
*Kentucky	4-22-0, 8
*at Georgia	7-68-0, 17
Missouri	DNP
*at South Carolina	9-81-2, 21
at Vanderbilt	DNP


2021 Opp.	Rec-Yds-TD, Lg
*Bowling Green	2-48-1, 40
*Pitt	1-20-0, 20
*Tennessee Tech	0-0-0
*at Florida	3-10-0, 5
*at Missouri	4-73-1, 29
*South Carolina	6-59-0, 20
*Ole Miss	7-84-1, 26
*at Alabama	7-152-1, 70
*at Kentucky	6-79-1, 37
*Georgia	10-200-1, 53
*South Alabama	5-100-1, 43
*Vanderbilt	6-106-2, 46
*vs. Purdue	7-150-3, 61

2020 Opp.	Rec-Yds-TD, Lg
at S. Carolina	0-0-0
Missouri	0-0-0
*at Georgia	1-6-0, 6
Kentucky	0-0-0
Alabama	0-0-0
at Arkansas	0-0-0
at Auburn	0-0-0
Florida	0-0-0
*at Vanderbilt	0-0-0
Texas A&M	2-61-1, 46

2019 Opp.	Rec-Yds-TD, Lg
Georgia State	1-3-0, 3
BYU	0-0-0
Chattanooga	2-38-1, 28
at Florida	0-0-0
Georgia	0-0-0
Mississippi State	DNP
at Alabama	DNP
South Carolina	1-19-0, 19
UAB	0-0-0
at Kentucky	0-0-0
at Missouri	0-0-0
Vanderbilt	0-0-0
vs. Indiana	0-0-0

2018 Opp.	Rec-Yds-TD, Lg
vs. West Virginia	1-(-3)-0, 0
ETSU	0-0-0
UTEP	DNP
Florida	DNP
at Georgia	DNP
at Auburn	DNP
Alabama	0-0-0
at South Carolina	DNP
Charlotte	0-0-0
Kentucky	DNP
Missouri	DNP
at Vanderbilt	DNP

* - denotes started



BRANDON TURNAGE
DB • 6-1 • 186 • R-Jr.
Oxford, Miss.

CAREER HONORS

- SEC Defensive Player of the Week (vs. South Carolina, 10/11/21)

CAREER

- Versatile SEC transfer defensive back who made an immediate impact in 2021 and has developed into a starter at corner this season
- Can play multiple positions, including STAR and cornerback, and sees time on special teams coverage
- Transferred to Tennessee in July 2021 after spending two years at Alabama
- Including this season, has three years of eligibility
- Played in 22 career games with six starts

2022

- Started six-straight games at corner before missing the regular season finale and had 10 tackles, one TFL, one INT and four PBUs over that span
- Had a season-high five tackles, tied his career-best with two PBUs and logged his first career QB hurry at South Carolina (11/19)
- Posted two solo tackles, including one for a four-yard loss, and had a career-high two pass breakups in win against Missouri (11/12)
- Got the start at corner and played 41 defensive snaps at #3 Georgia (11/5)
- Started at corner vs. #19 Kentucky (10/29), nabbing his first career interception and recording a pair of tackles in the victory
- Made his second career start in win vs. UT Martin (10/22), recording one solo tackle in the victory
- Saw action on 20 defensive snaps vs. #3 Alabama (10/15) and had two tackles against his former team
- Played 15 snaps as a reserve defensive back and logged a season-high three tackles vs. Akron (9/17)
- Posted a pair of tackles in UT's season-opening win over Ball State (9/1)

NOTABLE

- Majoring in communication studies
- Has a one-year-old daughter, Aspen, who is his biggest inspiration
- Favorite movie is "Major Payne"
- Favorite TV show is "Fresh Prince of Bel-Air" or "Spongebob"
- Favorite musical artists are Lil Baby and NBA Youngboy
- Lists his parents as his biggest role models
- Models his game after NFL veterans Jalen Ramsey and Pat Surtain
- Twitter: @bturnage1k | IG: bturnage1

>> Full profile on Record Book Page 123

CAREER HIGHS

Tackles	14 vs. South Carolina, 10/9/21
Tackles For Loss	2.0 vs. South Carolina, 10/9/21
Interceptions	1 vs. Kentucky, 10/29/22
Passes Defended	2 (2x), last at South Carolina, 11/19/22
Quarterback Hurries	1 at South Carolina, 11/19/22

CAREER STATS

Defense	GP/GS	UT	AT	TT	Sack	TFL	FF	FR	PD	Int	High Tk
2019*	1/0	0	0	0	0-0	0-0	0	0	0	0	--
2020*	2/0	0	0	0	0-0	0-0	0	0	1	0	--
2021	9/1	12	10	22	0-0	2-0-2	0	0	0	0	14-SC
2022	10/5	13	4	17	0-0	1-0-4	0	0	5	1	5-SC
at ALA	3/0	0	0	0	0-0	0-0	0	0	1	0	--
at UT	19/6	25	14	39	0-0	3-0-6	0	0	5	1	14-SC
Career	22/6	25	14	39	0-0	3-0-6	0	0	6	1	14-SC

* - at Alabama


GAME-BY-GAME

2022 Opp.	U-A-T, Other
Ball State	1-1-2
at Pitt	DNP
Akron	3-0-3
Florida	0-0-0
at LSU	0-0-0
Alabama	1-1-2
*UT Martin	1-0-1
*Kentucky	0-2-2, 1 int, 1 pd
*at Georgia	0-0-0
*Missouri	2-0-2, 1 tfl, 2 pd
*at South Carolina	5-0-5, 2 pd, 1 qbh
at Vanderbilt	DNP

2021 Opp.	U-A-T, Other
Bowling Green	0-0-0
Pitt	DNP
Tennessee Tech	2-0-2

at Florida	DNP
at Missouri	0-0-0
*South Carolina	7-7-14, 2.0 tfl
Ole Miss	0-0-0
at Alabama	3-2-5
at Kentucky	0-0-0
Georgia	0-0-0
South Alabama	0-1-1
Vanderbilt	DNP
vs. Purdue	DNP

* - denotes started



ANDRE TURRENTINE
DB • 5-11 • 195 • R-Fr.
Murfreesboro, Tenn.

17

CAREER

- Highly-touted Nashville native defensive back who returns to his home state after spending his true freshman campaign at Ohio State
- Enrolled at Tennessee in June 2022 after a solid spring at Ohio State
- Was a contributor at safety and on special teams for the Buckeyes
- Including this year, has four seasons of eligibility and has a bright future as a Vol
- Signed with Ohio State after a standout prep career at Ensworth School
- Played in 16 career games

2022

- Made a solo tackle on the final play of the game in UT's 66-24 win over Missouri (11/12)
- Saw action on 11 defensive snaps vs. #19 Kentucky (10/29) and made one assisted tackle
- Recorded a career-high tying four total tackles in Homecoming win over UT Martin (10/22) and saw action on a season-high 56 defensive snaps
- Played 22 defensive snaps at safety and made one solo tackle in the victory over Akron (9/17)
- Made his Tennessee debut in the season opener vs. Ball State (9/1) and recorded four total tackles, the first of his collegiate career

NOTABLE

- Has three brothers, Antonio Jr., James and Alijah, and one sister, Katche
- Twitter: @KingATIII | IG: returnofdos

>> Full profile on Record Book Page 125

CAREER HIGHS

Tackles	4 (2x), last vs. UT Martin, 10/22/22
----------------	--------------------------------------

CAREER STATS

Defense	GP/GS	UT	AT	TT	Sack	TFL	FF	FR	PD	Int	High Tk
2021*	4/0	0	0	0	0-0	0-0	0	0	0	0	--
2022	11/0	7	4	11	0-0	0-0	0	0	0	0	4-(2x)
at OSU	4/0	0	0	0	0-0	0-0	0	0	0	0	--
at UT	12/0	7	4	11	0-0	0-0	0	0	0	0	4-(2x)
Career	16/0	7	4	11	0-0	0-0	0	0	0	0	4-(2x)

* - at Ohio State

GAME-BY-GAME

2022 Opp.	U-A-T, Other
Ball State	2-2-4
at Pitt	0-0-0
Akron	1-0-1
Florida	0-0-0
at LSU	0-0-0
Alabama	0-0-0
UT Martin	3-1-4
Kentucky	0-1-1
at Georgia	0-0-0
Missouri	1-0-1
at South Carolina	0-0-0
at Vanderbilt	0-0-0

2021 Opp.	U-A-T, Other
at Minnesota	DNP
Oregon	DNP
Tulsa	DNP
Akron	0-0-0

at Rutgers	DNP
Maryland	0-0-0
at Indiana	DNP
Penn State	DNP
at Nebraska	DNP
Purdue	DNP
Michigan State	0-0-0
at Michigan	DNP
vs. Utah	0-0-0



WESLEY WALKER

DB • 6-1 • 204 • R-Jr.
Lewisburg, Tenn.

13

CAREER

- Experienced Nashville-area transfer defensive back who returns to his home state in 2022
- Enrolled at Tennessee in June 2022 after spending three seasons at Georgia Tech
- Originally signed with Georgia Tech in Dec. 2018
- Accumulated 129 tackles-78 solo-with 7.5 tackles for loss and nine pass breakups for his career
- Including this year, has three seasons of eligibility
- Appeared in 35 career games with 14 starts (23/13 at GT, 12/1 at UT)

2022

- Made his first start as a Vol at safety in the regular season finale at Vanderbilt (11/26) and finished with a season-high eight tackles, including 1.5 for loss
- Posted three total tackles at South Carolina (11/19)
- Had two solo tackles while splitting time at safety and STAR against Missouri (11/12)
- Logged his third pass breakup of the season at #3 Georgia (11/5)
- Lit up the backfield with a career-high three tackles for loss against #19 Kentucky (10/29)
- Played 35 defensive snaps vs. UT Martin (10/22) and posted three total tackles with one PBU
- Logged three total tackles and a pass breakup in the win over #3 Alabama (10/15)
- Made three solo tackles while playing 25 defensive snaps in win at #25 LSU (10/8)
- Posted three total tackles and landed his first-career sack for a seven-yard loss to force a pivotal turnover on downs in UT's win at #17 Pitt (9/10)
- Debuted for the Vols in the season opener vs. Ball State (9/1), totaling four tackles in the victory

NOTABLE

- Reunites with former Ensworth School teammate Andre Turrentine, who also transferred to the Vols
- Twitter: @weswalkerr_ | IG: weswalkerr_

>> Full profile on Record Book Page 125

CAREER HIGHS

Tackles	10 at Duke, 10/9/21*
Tackles For Loss	3.0 vs. Kentucky, 10/29/22
Sacks	1 at Pitt, 9/10/22
QB Hurries	1 at NC State, 12/5/20*
Passes Defended	2 (2x), last at Miami, 11/6/21*
Forced Fumbles	1 (2x), last at Miami, 11/6/21*
Fumble Recoveries	1 vs. Northern Illinois, 9/4/21*

* at Georgia Tech

CAREER STATS

Defense	GP/GS	UT	AT	TT	Sack	TFL	FF	FR	PD	Int	High Tk
*2019	3/0	2	1	3	0-0	0-0	0	0	0	0	2-UVA
*2020	10/5	30	18	48	0-0	2-6	0	0	4	0	7(2x)
*2021	10/8	24	21	45	0-0	0	2	1	2	0	10-DUKE
2022	12/1	22	11	33	1-7	5.5-22	0	0	3	0	8-VU
at GT	23/13	56	40	96	0-0	2-6	2	1	6	0	10-DUKE
at UT	12/1	22	11	33	1-7	5.5-22	0	0	3	0	8-VU
Career	35/14	78	51	129	1-7	7.5-28	2	1	9	0	10-DUKE

* - at Georgia Tech

GAME-BY-GAME

2022 Opp.	U-A-T, Other
Ball State	1-3-4
at Pitt	3-0-3, 1 tfl, 1 s
Akron	0-0-0
Florida	0-0-0
at LSU	3-0-3

Alabama	2-1-3, 1 pd
UT Martin	3-0-3, 1 pd
Kentucky	3-1-4, 3 tfl
at Georgia	0-0-0, 1 pd
Missouri	2-0-2
at South Carolina	1-2-3
*at Vanderbilt	4-4-8, 1.5 tfl

2021 Opp.

*Northern Illinois	3-2-5, 1 ff, 1 fr
Kennesaw State	0-1-1
*at Clemson	3-2-5
*North Carolina	1-0-1
*Pitt	1-4-5
*at Duke	3-7-10
*at Virginia	6-1-7
Virginia Tech	2-3-5
*at Miami	3-1-4, 1 ff, 2 pd
*Boston College	2-0-2
at Notre Dame	DNP
Georgia	DNP

2020 Opp.

at Florida State	1-1-2, 1
*UCF	3-2-5, 2 pd
at Syracuse	3-0-3
Louisville	5-2-7
*Clemson	3-1-4, 1 pd
*at Boston College	3-2-5
Notre Dame	0-3-3
Duke	3-3-6, 1 tfl
*at NC State	5-2-7, 1 tfl, 1 pd, 1 qbh
*Pitt	4-2-6

2019 Opp.

U-A-T, Other	U-A-T, Other
at Clemson	DNP
South Florida	DNP
The Citadel	0-0-0
at Temple	DNP
North Carolina	DNP
at Duke	DNP
at Miami	DNP
Pitt	DNP
at Virginia	1-1-2
Virginia Tech	DNP
NC State	DNP
Georgia	1-0-1

* - denotes started



JACOB WARREN

TE • 6-6 • 250 • R-Sr.
Knoxville, Tenn.



87

CAREER HONORS

- 2022 CSC Academic All-District Team
- 2022 Wuerffel Trophy Nominee
- 2022 SEC Community Service Team
- 2022 Mackey Award Preseason Watch List
- 2021 Fall SEC Academic Honor Roll
- 2020 Fall SEC Academic Honor Roll
- 2019 Fall SEC Academic Honor Roll
- 2018-19 First-Year SEC Academic Honor Roll

CAREER

- Local product who has developed into an all-around tight end
- Teams with senior Princeton Fant to form one of the top tight end tandems in the SEC in 2022
- Followed in his father's footsteps as his dad, James, played for the Vols in the early 1990s
- Including 2022, has two years of remaining eligibility
- An honor student in the classroom who earned his degree from Tennessee in May 2021

- Member of the team's leadership council and four-time member of the SEC Academic Honor Roll
- Caught 37 passes for 416 yards and four touchdowns with a long catch of 45
- Appeared in 40 career games and made 19 starts

2022

- Played in all 12 games with eight starts this season, hauling in 12 receptions for 163 yards
- Started and hauled in two receptions for 34 yards in the win over Missouri (11/12), including a 22-yard catch on UT's first offensive play of the ballgame
- Had a season-high three catches for 21 yards at #3 Georgia (11/5)
- Made the start at tight end vs. #19 Kentucky (10/29) and pulled in a three-yard catch in the win
- Started at tight end and secured two catches for 13 yards in the win over #3 Alabama (10/15)
- Had a career-long 45-yard catch in UT's win over #20 Florida (9/24) that sparked a touchdown drive in the fourth quarter
- Made his second consecutive start vs. Akron (9/17) and reeled in a 17-yard catch in the victory
- Started at tight end in road win at #17 Pitt (9/10) and pulled in a 24-yard catch that set up Tennessee's first touchdown of the game
- Made season debut in season-opening win vs. Ball State (9/1), playing 33 offensive snaps

NOTABLE

- Earned his undergraduate degree from UT in kinesiology in May 2021
- Currently pursuing a Master of Science degree in agricultural leadership, education and communication
- Father earned letters as an offensive tackle for the Vols in 1992 and 1993
- Moved to Knoxville in 2001 and attended Tennessee games as a kid
- Favorite movie is "Guardians of the Galaxy"
- Favorite food is hibachi
- Enjoys fishing
- Started playing football at the age of seven
- Twitter: @jwarren808 | IG: jwar

>> Full profile on Record Book Page 126

CAREER HIGHS

Receptions	5 vs. Pitt, 9/11/21
Receiving Yards	55 vs. Pitt, 9/11/21
Receiving TDs	1 (4x), last at Kentucky, 11/6/21
Long Reception	45 vs. Florida, 9/24/22

CAREER STATS

Receiving	GP/GS	No	Yds	Avg	Per/G	TD	Long	High Yd
2018								DNP - Redshirt
2019	5/0	1	1	1.0	0.2	0	1-UAB	1-UAB
2020	10/5	6	73	12.2	7.3	1	33-A&M	33-A&M
2021	13/6	18	179	9.9	13.8	3	34-PITT	55-PITT
2022	12/8	12	163	13.6	13.6	0	45-UF	45-UF
Career	40/19	37	416	11.2	10.4	4	45-UF	55-PITT

GAME-BY-GAME

2022 Opp.	Rec-Yds-TD, Lg
Ball State	0-0-0
*at Pitt	1-24-0, 24
*Akron	1-17-0, 17
Florida	1-45-0, 45
*at LSU	0-0-0
*Alabama	2-13-0, 12
UT Martin	0-0-0
*Kentucky	1-3-0, 3
at Georgia	3-21-0, 9
*Missouri	2-34-0, 22
*at South Carolina	1-6-0, 6
*at Vanderbilt	0-0-0

2021 Opp.

Opponent	Record (W-L-T)
*Bowling Green	1-4-0, 4
*Pitt	5-55-1, 34
*Tennessee Tech	3-10-1, 5
*at Florida	2-23-0, 15
at Missouri	1-13-0, 13
*South Carolina	0-0-0
*Ole Miss	1-23-0, 23
at Alabama	0-0-0
at Kentucky	1-18-1, 18
Georgia	0-0-0
South Alabama	4-33-0, 14
Vanderbilt	0-0-0
vs. Purdue	0-0-0

2020 Opp.	Rec-Yds-TD, Lg
at S. Carolina	0-0-0
*Missouri	0-0-0
*at Georgia	1-5-0, 5
Kentucky	1-7-0, 7
*Alabama	0-0-0
*at Arkansas	0-0-0
*at Auburn	3-28-0, 18
Florida	0-0-0
at Vanderbilt	0-0-0
Texas A&M	1-33-1, 33

2019 Opp.	Rec-Yds-TD, Lg
Georgia State	DNP
BYU	0-0-0
Chattanooga	0-0-0
at Florida	DNP
Georgia	DNP
Mississippi State	DNP
at Alabama	0-0-0
South Carolina	0-0-0
UAB	1-1-0, 1
at Kentucky	DNP
at Missouri	DNP
Vanderbilt	DNP
vs. Indiana	DNP

* - denotes started



TYRE WEST
DL • 6-3 • 290 • Fr.
Tifton, Ga.

42

CAREER

- Highly touted defensive line prospect with a quick first step and notable pass-rushing ability
- Enrolled at Tennessee in January 2022 and went through spring practice
- Has played in 10 career games

2022

- Finished the regular season with two tackles for loss at Vanderbilt (11/26), including a 10-yard sack in the fourth quarter
- Played a season-high 31 defensive snaps against UT Martin (10/22), posting two tackles, his first-career sack for a three-yard loss and one QB hurry
- Saw action on 11 defensive snaps in win at #25 LSU (10/8) and made one solo tackle
- Made one tackle in limited action during win over #20 Florida (9/24)
- Recorded his first two career TFLs in win over Akron (9/17)
- Played 14 defensive snaps in his collegiate debut vs. Ball State (9/1), recording one solo tackle

HIGH SCHOOL

- Rated a consensus four-star prospect by all major recruiting services
- Tabbed by Rivals as the No. 7 defensive lineman and No. 9 player from the state of Georgia for the class of 2022
- Member of the ESPN300 (No. 74 overall)
- Named the Georgia Region 1-7A Defensive Player of the Year as senior in 2021
- Named to the Atlanta Journal Constitution Super 11 in 2021
- Named a 2021 Preseason Class 7A All-State selection by AJC.com
- Named a Class 7A First-Team All-State selection as a junior in 2020
- Chose Tennessee over 22 other Division I offers, including 21 Power 5 programs

NOTABLE

- Majoring in recreation and sport management
- Related to former NFL and current CFL player Larry Dean
- Favorite movie is "Rush Hour"
- Favorite musical artist is Lil' Baby
- Twitter: @Tyre_west95 | IG: uno.ree

>> Full profile on Record Book Page 128

CAREER HIGHS

Tackles	2 (3x), last at Vanderbilt, 11/26/22
Tackles for Loss	2.0 (2x), last at Vanderbilt, 11/26/22
Sacks	1.0 (2x), last at Vanderbilt, 11/26/22
QB Hurries	1 (4x), last vs. Kentucky, 10/29/22

CAREER STATS

Defense	GP/GS	UT	AT	TT	Sack	TFL	FF	FR	QBH	PD	High Tk
2022	10/0	7	2	9	2-13	5-20	0	0	4	0	2(3x)
Career	10/0	7	2	9	2-13	5-20	0	0	4	0	2(3x)

GAME-BY-GAME

2022 Opp.	U-A-T, Other
Ball State	1-0-1, 1 qbh
at Pitt	DNP
Akron	2-0-2, 2 tfl, 1 qbh
Florida	0-1-1
at LSU	1-0-1
Alabama	DNP
UT Martin	1-1-2, 1 tfl, 1 s, 1 qbh
Kentucky	0-0-0, 1 qbh
at Georgia	0-0-0
Missouri	0-0-0
at South Carolina	0-0-0
at Vanderbilt	2-0-2, 2 tfl, 1 s



SQUIRREL WHITE
WR • 5-10 • 165 • Fr.
Birmingham, Ala.

10

CAREER

- Fast, shifty wide receiver who flashed in fall camp and has shown an ability to make explosive plays this season
- Has seen time at slot receiver and in the return game as a true freshman
- Enrolled at UT in January 2022 and went through spring practice
- Has played in 11 career games with one start

2022

- Made his first-career start at Vanderbilt (11/26), posting four catches for 18 yards and returned a punt for 20 yards
- Tallied a season-high tying five catches for 96 yards at South Carolina (11/19), pulling in a season-long 64 yard catch late in the fourth quarter that sparked a touchdown drive
- Saw reserve action in the slot vs. Missouri (11/12) and reeled in two catches for 64 yards, including a 58-yard reception from Joe Milton that set up the last touchdown in Tennessee's 66-24 victory
- Had a breakout performance in win over UT Martin (10/22), finishing the Homecoming matchup with a career-high five catches and 122 yards
- Scored his first career receiving touchdown against the Skyhawks after hauling in a 64-yard bomb from Joe Milton in the fourth quarter
- Showcased his big play ability with a 49-yard grab in the second quarter against UTM that led to a third consecutive touchdown drive
- Logged his first career rushing attempt with a five-yard end-around at #25 LSU (10/8) while adding a one-yard catch in the victory
- Flashed big play potential vs. Akron (9/17), hauling in a career-long 47-yard reception and recording his first career punt return for 23 yards in the victory
- Made his collegiate debut in the season opener vs. Ball State (9/1) and finished with three catches for 25 yards

HIGH SCHOOL

- A multi-sport athlete with electrifying speed at wide receiver out of Alabama
- Enrolled at Tennessee in January 2022 and went through spring practice
- Rated a four-star prospect and the #7 overall player in Alabama by On3.com
- Compiled 1,162 receiving yards on 49 catches and scored 17 total touchdowns, including 16 receiving as a senior

- His team won the 2021 Alabama High School Athletic Association 6A state football championship, 46-42, on Dec. 3, completing a 15-0 senior season
- Invited to the Mississippi-Alabama All-Star Classic
- A sprinter on the track and field team finishing second in the 100 and 200 at the AHSA State Championship with times of 10.68 and 21.58, respectively

NOTABLE

- Full name is Marquarius Malik "Squirrel" White
- Goes by his nickname "Squirrel"
- Nickname originated from his great grandmother who called him "Squirrel" when he was an infant
- Majoring in sport management
- Twitter: @squirrelwhite3 | IG: squirrel_white3

>> Full profile on Record Book Page 129

CAREER HIGHS

Receptions	5 (2x), last at South Carolina, 11/19/22
Receiving Yards	122 vs. UT Martin, 10/22/22
Receiving Touchdowns	1 vs. UT Martin, 10/22/22
Long Reception	64 (2x), last at South Carolina, 11/19/22
Rushing Attempts	1 at LSU, 10/8/22
Rushing Yards	5 at LSU, 10/8/22
Long Rush	5 at LSU, 10/8/22
Punt Returns	1 (2x), last at Vanderbilt, 11/26/22
Punt Return Yards	23 vs. Akron, 9/17/22
Long Punt Return	23 vs. Akron, 9/17/22

CAREER STATS


Receiving	GP/GS	No	Yds	Avg	Per/G	TD	Long	High Yd
2022	11/1	21	373	17.8	33.9	1	64(2x)	122-UTM
Career	11/1	21	373	17.8	33.9	1	64(2x)	122-UTM

Rushing	GP/GS	No	Yds	Avg	Per/G	TD	Long	High Yd
2022	11/1	1	5	5.0	0.5	0	5-LSU	5-LSU
Career	11/1	1	5	5.0	0.5	0	5-LSU	5-LSU

GAME-BY-GAME

2022 Opp.	Rec-Yds-TD, Lg	PR-Yds-TD, Lg	Rush-Yds-TD, Lg
Ball State	3-25-0, 14	0-0-0	0-0-0
at Pitt	0-0-0	0-0-0	0-0-0
Akron	1-47-0, 47	1-23-0, 23	0-0-0
Florida	0-0-0	0-0-0	0-0-0
at LSU	1-1-0, 1	0-0-0	1-5-0, 5
Alabama	DNP		
UT Martin	5-122-1, 64	0-0-0	0-0-0
Kentucky	0-0-0	0-0-0	0-0-0
at Georgia	0-0-0	0-0-0	0-0-0
Missouri	2-64-0, 58	0-0-0	0-0-0
at S. Carolina	5-96-0, 64	0-0-0	0-0-0
*at Vanderbilt	4-18-0, 9	1-20-0, 20	0-0-0

* - denotes started



DEE WILLIAMS
DB • 5-11 • 190 • Jr.
Forsyth, Ga.

3

CAREER HONORS

- 2022 All-America Honorable Mention - Punt Returner (Phil Steele)
- 2022 All-SEC Second Team - Punt Returner (Phil Steele)

CAREER

- Elusive, speedy punt returner and defensive back for the Vols
- Was one of the nation's top junior college defensive backs by way of East Central Community College in Decatur, Mississippi
- Was rated as the No. 3 cornerback and No. 8 overall junior college player by 247Sports.com
- Enrolled in January 2022 and went through spring practice
- Played in eight career games

2022

- Broke off an electric, 73-yard punt return touchdown at Vanderbilt (11/26), finishing the game with three returns for 96 yards

- Posted his first career forced fumble in the regular season finale, knocking the ball loose on a Vanderbilt (11/26) fake punt in the third quarter
- Returned two punts against #19 Kentucky (10/29), including a 34-yard dash in the fourth quarter that set up a 13-yard touchdown pass on the next play
- Posted his first two tackles at the FBS level and returned four punts for 49 yards in the win over UT Martin (10/22)
- Returned a punt 12 yards and saw action on 13 defensive snaps in win over #3 Alabama (10/15)
- Made his Division I debut at #25 LSU (10/8) and provided an instant spark on special teams, returning his first punt as a Vol 58 yards to set up a field goal in the first quarter
- Missed the first four games of the season due to injury

JUNIOR COLLEGE

- One of the nation's top junior college defensive backs by way of East Central Community College in Decatur, Mississippi
- Expected to play a key role at cornerback and in the return game for the Vols in 2022
- Enrolled in January 2022 and went through spring practice
- Rated as the No. 3 cornerback and No. 8 overall junior college player by 247Sports.com
- Collected seven interceptions and had 14 breakups in 2021 to earn NJCAA All-Region 23 accolades
- Led the NJCAA in picks and ranked second in the nation in pass breakups as a third-year sophomore
- Totaled 13 picks for his career at ECCC and made 103 tackles in 23 games played in his three seasons
- Experienced in the return game, averaging 27.9 yards per kickoff return and 50.7 yards per punt return with a touchdown in each category
- Returned a punt 87 yards for a touchdown in a game vs. Copiah-Lincoln on Oct. 14, 2021

NOTABLE

- Full name is Desmond Zy'ion Williams
 - Goes by "Dee"
 - Majoring in communication studies
 - Is the first person in his family to go to college
 - Favorite musical artist is Lil Baby
 - Favorite TV show is "Martin"
 - Twitter: @Des_williams4 | IG: desmondw4
- >> Full profile on Record Book Page 130

CAREER HIGHS

Tackles	2 vs. UT Martin, 10/22/22
Forced Fumbles	1 at Vanderbilt, 11/26/22
Punt Returns	4 vs. UT Martin, 10/22/22
Punt Return Yards	96 at Vanderbilt, 11/26/22
Punt Return Touchdowns	1 at Vanderbilt, 11/26/22
Long Punt Return	73 at Vanderbilt, 11/26/22

CAREER STATS

Defense	GP/GS	UT	AT	TT	Sack	TFL	FF	FR	PD	INT	High Tk
2022	8/0	3	0	3	0-0	0-0	1	0	0	0	2-UTM
Career	8/0	3	0	3	0-0	0-0	1	0	0	0	2-UTM

Punt Returns	No	Yds	Avg	Per/G	TD	Long	High Yd
2022	14	272	19.4	34.0	1	73-VU	96-VU
Career	14	272	19.4	34.0	1	73-VU	96-VU

GAME-BY-GAME

2022 Opp.	U-A-T, Other	PR-Yds-TD, Lg
Ball State	DNP	
at Pitt	DNP	
Akron	DNP	
Florida	DNP	
at LSU	0-0-0	1-58-0, 58
Alabama	0-0-0	1-12-0, 12
UT Martin	2-0-2	4-49-0, 33
Kentucky	0-0-0	2-44-0, 34
at Georgia	0-0-0	0-0-0
Missouri	0-0-0	2-4-0, 4
at South Carolina	0-0-0	1-9-0, 9
at Vanderbilt	1-0-1, 1 ff	3-96-1, 73



TOBY WILSON
PK • 5-10 • 190 • R-Sr.
Brentwood, Tenn.



39

CAREER HONORS

- 2021 Fall SEC Academic Honor Roll
- 2020 Fall SEC Academic Honor Roll
- 2019 Fall SEC Academic Honor Roll

CAREER

- Walk-on placekicker out of the Nashville area who is in his fifth season with the program
- Has not attempted a field goal at UT during his career and is 12-of-14 on PATs
- Assumed field goal and PAT duties late during the 2020 COVID-19 shortened season and served as the kickoff specialist for most of the 2021 campaign
- Earned "Volunteer of Distinction" honor in the spring of 2021 for his academic excellence
- Graduated from Tennessee in May 2021
- Played in 18 career games

2022

- On his Senior Day, came on to convert two PATs in the 66-24 win over Missouri (11/12)
- Launched three kickoffs for 191 yards (63.7 avg) with two touchbacks and made one PAT in the win over UT Martin (10/22)
- Notched a pair of made PATs, his first since 2020, and booted two kickoffs for 129 yards (64.5 avg) in UT's victory over Akron (9/17)
- Made season debut in the opener vs. Ball State (9/1) and booted three kickoffs for 190 yards (63.3 avg) and one touchback

NOTABLE

- Has four brothers, Tom, Sam, Jack and Gus
- Earned his undergraduate degree from UT in finance in May 2021
- Enjoys playing golf in his free time
- Starred on his high school soccer team at Brentwood Academy
- Twitter: @tobywilson39 | IG: toby39

CAREER HIGHS

PATs	6 at Vanderbilt, 12/12/20
Kickoffs	11 at Missouri, 10/2/21
Kickoff Yards	666 at Missouri, 10/2/21
Kickoff Average	65.0 at Kentucky, 11/6/21
Touchbacks	7 at Kentucky, 11/6/21

CAREER STATS

Kick	GP	FG	FGA	Pct.	PAT	Pts	19-29	30-39	40-49	50+	Lg
2020	2	0	0	0.0	7	7	--	--	--	--	--
2021	12	0	0	0.0	0	0	--	--	--	--	--
2022	4	0	0	0.0	5	5	--	--	--	--	--
Career	18	0	0	0.0	12	12	--	--	--	--	--

Kickoffs	GP	No	Yds	Avg	TB	OB
2020	2	0	0	0.0	0	0
2021	12	81	4947	61.1	35	0
2022	4	8	510	63.8	3	0
Career	18	89	5457	61.3	38	0

GAME-BY-GAME

2022 Opp.	Kickoffs, TB	FGs, PATs, Pts
Ball State	3-190-63.3, 1	N/A
at Pitt	DNP	
Akron	2-129-64.5, 0	0-0, 2-2, 2
Florida	DNP	
at LSU	DNP	
Alabama	DNP	
UT Martin	3-191-63.7, 2	0-0, 1-2, 1
Kentucky	DNP	
at Georgia	DNP	
Missouri	0-0-0	0-0, 2-2, 1
at South Carolina	DNP	
at Vanderbilt	DNP	

2021 Opp.	Kickoffs, TB
Bowling Green	DNP
Pitt	6-375-62.5, 1
Tennessee Tech	9-532-59.1, 2

at Florida	3-190-63.3, 1
at Missouri	11-666-60.5, 5
South Carolina	7-426-60.9, 3
Ole Miss	4-218-54.5, 0
at Alabama	5-255-51.0, 2
at Kentucky	7-455-65.0, 7
Georgia	4-239-59.8, 2
South Alabama	9-560-62.2, 2
Vanderbilt	8-517-64.6, 6
vs. Purdue	8-514-64.3, 4

2020 Opp.	FGs, PATs, Pts
at South Carolina	DNP
Missouri	DNP
at Georgia	DNP
Kentucky	DNP
Alabama	DNP
at Arkansas	DNP
at Auburn	DNP
Florida	DNP
at Vanderbilt	0-0, 6-6, 6
Texas A&M	0-0, 1-2, 1



DARNELL WRIGHT
OL • 6-6 • 335 • Sr.
Huntington, W. Va.

58

CAREER HONORS

- 2022 All-America Third Team (Phil Steele)
- 2022 All-SEC First Team (Associated Press, Coaches, USA TODAY, Phil Steele)
- 2023 Reese's Senior Bowl Invitee
- 2023 East-West Shrine Bowl Invitee
- 2022 Rotary Lombardi Award Semifinalist
- 2022 Preseason All-SEC Second Team (Media)
- 2022 Preseason All-SEC Third Team (Phil Steele)
- 2022 Preseason All-SEC Fourth Team (Athlon)
- SEC Offensive Lineman of the Week (vs. #3 Alabama, 10/15/22; vs. Kentucky, 10/29/22)
- 2019 Freshman All-SEC Team

CAREER

- Talented and powerful All-SEC offensive tackle who was a consensus five-star recruit and one of the nation's top 10 prospects coming out of Huntington High School in West Virginia
- In his fourth season with the program and owns two more years of eligibility, including this season
- Considered to be an outstanding 2023 NFL Draft prospect
- Versatile lineman who can play tackle or guard and has dominated at right tackle in 2022
- Has not allowed a sack in 18-straight games
- Seen action on 2,680 career snaps
- Played in 46 games and made 41 starts - 26 at right tackle, two at right guard and 13 at left tackle

2022

- First team All-SEC lineman who has started all 12 games at right tackle and has played a team-high 829 snaps without allowing a sack
- One of just 14 Power Five offensive linemen with more than 825 snaps played this season and no sacks allowed
- The only SEC offensive lineman with more than 750 snaps played and an efficiency of over 99 percent (99.2), according to Pro Football Focus
- Anchors a Tennessee offense that leads the nation in total offense (538.1) and scoring (47.3)
- Recorded 50 spotless snaps at Vanderbilt (11/26), allowing no pressures or QB hits and did not commit a penalty in an emphatic rushing game that saw the Big Orange average a single-game record 11.7 yards per carry on the ground and plunge in six rushing scores while amassing 513 yards of total offense, 362 coming on the ground
- Blocked for all 84 offensive snaps at South Carolina (11/19) without allowing a pressure as the Vols piled up 507 yards of total offense
- Helped the Vols rack up a program record 724 yards of total offense and set a school record for points

against an SEC opponent in Tennessee's 66-24 win over Missouri (11/12), blocking on 75 snaps without allowing a sack, hit or pressure

- Played right tackle for 80 snaps at #3 Georgia (11/5) and did not allow a sack, hit or pressure
- Saw action on 68 snaps at right tackle against #19 Kentucky (10/29) without allowing a pressure or committing a penalty and was the highest graded offensive player in the game according to PFF
- Blocked for 50 offensive snaps vs. UT Martin (10/22) as the Vols recorded a Heupel-era high 65 points and 696 total yards
- Protected and paved the way for an offense that racked up 567 yards of total offense vs. #3 Alabama (10/15) without allowing a pressure or sack in 76 snaps at right tackle
- Did not allow a sack or a pressure and was PFF's highest graded blocker in Tennessee's win at #25 LSU (10/8), paving the way for an offense that rushed for a season-high 263 yards
- Played all 72 snaps in UT's win over #20 Florida (9/24) and did not allow a sack or quarterback hit, helping the Vols compile 576 yards of total offense
- In 54 offensive snaps vs. Akron (9/17), did not allow any pressures or commit a penalty
- Played 79 penalty-free snaps at right tackle at #17 Pitt (9/10) and did not allow a sack or QB hit
- Started at right tackle and played 59 offensive snaps without allowing any pressures, hurries, hits or sacks in season opener vs. Ball State (9/1), helping the Vols rack up 59 points and 569 yards of total offense

NOTABLE

- Majoring in communication studies
- Twitter: @darnell_5232 | IG: darnell_is_a_baller
- >> Full profile on Record Book Page 131

CAREER STATS

Games Played/Started: 2022: 12/12; 2021: 13/13, 2020: 10/9, 2019: 11/7
Career: 46/41



JAYLEN WRIGHT
 RB • 5-11 • 205 • So.
 Durham, N.C.

20

CAREER HONORS

- SEC Freshman of the Week (vs. Vanderbilt, 11/29/21)

CAREER

- Explosive running back with elite speed
- Enrolled at UT in January 2021 and has two springs under his belt
- Including this season, has three years of eligibility remaining
- Has two 100-yard rushing games to his credit
- Played in 21 career games and accumulated 1,195 rushing yards on 220 carries

2022

- Tennessee's leading rusher with 786 yards through 12 games and ranks second on the squad with 10 rushing touchdowns
- Logged five carries for a career-best 160 yards and two touchdowns at Vanderbilt (11/26), helping the Vols establish a new single-game school record for yards per attempt (11.7)
- Ran for touchdowns of 50 and 83 yards against the Commodores, logging his third multi-score effort of the year which pushed his season total to 10 rushing TDs—tied for fourth in the SEC
- His 83-yard TD at Vanderbilt was the eighth-longest rush in UT history
- Punched in a pair of rushing scores (3-yard, 1-yard) as part of an 11-carry, 51-yard outing against Missouri (11/12), good for his second multi-touchdown effort of the season
- Talled a game-high 69 yards on 21 rush attempts at #3 Georgia (11/5) and scored UT's lone touchdown in the fourth quarter

- Carried the ball seven times for 73 yards against #19 Kentucky (10/29) and posted his fifth rushing score of the season with a 1-yard TD in the second quarter along with a career-long 35-yard run
- Led the Volunteer rushing attack with 71 yards on 12 carries in the win over #3 Alabama (10/15)
- Had 12 carries for 59 yards in win at #25 LSU (10/8)
- In the win over #20 Florida (9/24), recorded his fourth rushing TD of the year with a 5-yard scamper into the end zone in the fourth quarter
- Led the Vols in rushing for the third-straight week with 96 yards on a career-high 23 rush attempts vs. Akron (9/17), including two rushing scores (2-yard, 1-yard) for his first career multi-TD effort
- Posted a team-high 47 rushing yards on nine carries in UT's road win at #17 Pitt (9/10)
- Led all players with 88 rushing yards in the season opener vs. Ball State (9/1), including a career-long 33-yard run and a three-yard rushing TD

NOTABLE

- Majoring in recreation and sport management
- Nickname is "J Wright"
- Models his game after VFL Alvin Kamara
- Selected to Bruce Feldman's "Freaks List" by The Athletic in summer 2022. Clocks at 23.6 mph speed in practice via Catapult and combines that with a 44-inch vertical and a 10-8 broad jump
- Was a star on the Southern Durham track & field team, winning an indoor state title in the 55m dash as a sophomore
- Clocks a personal best time of 6.29 in the 55m dash in 2019, which was the fastest mark in the country at the time
- Favorite musical artists are NBA YoungBoy & Lil Baby
- After football would like to get into broadcasting
- Twitter: @__jw12 | IG: jaylenwright
- >> Full profile on Record Book Page 132

CAREER HIGHS

Rushes	23 vs. Akron, 9/17/22
Rushing Yards	160 at Vanderbilt, 11/26/22
Rushing TDs	2 (3x), last at Vanderbilt, 11/26/22
Long Rush	83 at Vanderbilt, 11/26/22
Receptions	5 vs. Pitt, 9/11/21
Receiving Yards	20 vs. Pitt, 9/11/21
Long Reception	11 vs. Pitt, 9/11/21

CAREER STATS

Rushing	GP/GS	No	Yds	Avg	Per/G	TD	Long	High Yd
2021	9/0	85	409	4.8	45.4	4	21-UK	112-VU
2022	12/0	135	786	5.8	65.5	10	83-VU	160-VU
Career	21/0	220	1195	5.4	56.9	14	83-VU	160-VU

Receiving	GP/GS	No	Yds	Avg	Per/G	TD	Long	High Yd
2021	9/0	6	22	3.7	2.4	0	11-PITT	20-PITT
2022	12/0	2	8	4.0	0.7	0	5-ALA	5-ALA
Career	21/0	8	30	3.8	1.4	0	11-PITT	20-PITT

GAME-BY-GAME

2022 Opp.	Rush-Yds-TD, Lg	Rec-Yds-TD, Lg
Ball State	13-88-1, 33	0-0-0
at Pitt	9-47-0, 14	0-0-0
Akron	23-96-2, 17	0-0-0
Florida	10-25-1, 11	0-0-0
at LSU	12-59-0, 12	0-0-0
Alabama	12-71-0, 12	1-5-0, 5
UT Martin	6-19-0, 9	0-0-0
Kentucky	7-73-1, 35	0-0-0
at Georgia	21-69-1, 11	0-0-0
Missouri	11-51-2, 19	1-3-0, 3
at South Carolina	6-28-0, 9	0-0-0
at Vanderbilt	5-160-2, 83	0-0-0

2021 Opp.	Rush-Yds-TD, Lg	Rec-Yds-TD, Lg
Bowling Green	4-14-0, 8	0-0-0
Pitt	11-15-1, 14	5-20-0, 11
Tennessee Tech	9-43-1, 15	1-2-0, 2
at Florida	DNP	
at Missouri	4-24-0, 9	0-0-0
South Carolina	DNP	
Ole Miss	DNP	
at Alabama	DNP	
at Kentucky	7-50-0, 21	0-0-0

Georgia	5-14-0, 8	0-0-0
South Alabama	13-83-1, 17	0-0-0
Vanderbilt	15-112-1, 13	0-0-0
vs. Purdue	17-54-0, 12	0-0-0



BYRON YOUNG
 DL/LB • 6-3 • 245 • Sr.
 Georgetown, S.C.

6

CAREER HONORS

- 2022 All-SEC First Team (Coaches)
- 2022 All-SEC Second Team (Associated Press, Phil Steele)
- 2023 Reese's Senior Bowl Invitee
- 2023 East-West Shrine Bowl Invitee
- 2022 Preseason All-SEC First Team (Athlon, Coaches, Media)
- 2022 Preseason All-SEC Second Team (Phil Steele, Lindy's)
- SEC Defensive Lineman of the Week (at #17 Pitt, 9/10/22; at #25 LSU, 10/8/22)
- East-West Shrine Bowl Defensive Breakout Player of the Week (vs. #20 Florida, 9/24/22)
- 2021 All-SEC Fourth Team (Phil Steele)

CAREER

- One of the top returning edge rushers in the SEC who enters his second and final season on Rocky Top
- Made an immediate impact in his first season on campus in 2021 after establishing himself as one of the top junior college recruits in the nation for the class a year prior
- Considered to be an outstanding 2023 NFL Draft prospect
- Committed to the Vols on National Signing Day in December 2020 and chose UT over multiple SEC programs
- Prepped in South Carolina before pursuing a junior college career
- Has logged 80 tackles, 21.5 TFLs, 10.5 sacks and 22 quarterback hurries
- Played in 23 career games with 20 starts

2022

- Started all 12 games and leads the Vols with five sacks, 10.0 TFLs and 14 QB hurries this season
- Ranks 6th in the SEC with 36 pressures according to Pro Football Focus
- Finished off the regular season with four tackles at Vanderbilt (11/26), including a 12-yard TFL in the first quarter
- Bagged a career-high three TFLs as part of a five-tackle performance at South Carolina (11/19)
- Logged four solo tackles and a QB hurry on his Senior Day in win over Missouri (11/12)
- Made four total stops vs. #19 Kentucky (10/29) with 1.5 sacks for a loss of nine yards and one quarterback hurry
- Had two tackles and a QB hurry in the win over #3 Alabama (10/15)
- Led the Vols' pass rush with five tackles and a career-high 2.5 sacks at #25 LSU (10/8), tying the most by any player in the SEC this season, and earned SEC Defensive Lineman of the Week honors for the second time this season
- Posted four tackles and logged a career-high four QB hurries in win over #20 Florida (9/24), including a key hit of UF QB Anthony Richardson that resulted in a UT interception on the final play of the game
- Made one assisted tackle and notched a pair of QB hurries in UT's win over Akron (9/17)
- Was dominant in road win at #17 Pitt (9/10), notching four tackles, two TFLs, one sack and three QB hurries
- Named SEC Defensive Lineman of the Week for his efforts in Pittsburgh, the first Vol to earn the honor since 2018
- Started at LEO in the season-opening win vs. Ball State (9/1) and recorded one QB hurry

NOTABLE

- Majoring in communication studies
 - Nickname is "B.Y."
 - Member of the 2021-22 VOLeaders Academy and traveled to Rwanda in the summer of 2022 as part of the program to serve
 - Inspirational story due to COVID-19, did not receive any Power Five offers until late fall of 2020
 - Moved from his native South Carolina to the Columbus, Ga., area and served as an assistant manager at Dollar General for approximately 18 months before earning a spot at GMC through a tryout
 - One of the older players on the team at age 24
 - Models his game after Khalil Mack
 - Favorite movie is "The Longest Yard"
 - Favorite musical artist is Drake
 - Favorite food is pizza
 - Favorite TV Show is "Snowfall"
 - Twitter: @byron_97 | IG: b.y.2raw_
- >> Full profile on Record Book Page 133

CAREER HIGHS

Tackles	8 vs. Purdue, 12/30/21
Tackles For Loss	3.0 at South Carolina, 11/19/22
Sacks	2.5 at LSU, 10/8/22
Interceptions	1 vs. Purdue, 12/30/21
Quarterback Hurries	4 vs. Florida, 9/24/22
Pass Breakups	1 vs. Ole Miss, 10/16/21

CAREER STATS

Defense	GP/GS	UT	AT	TT	Sack	TFL	FF	FR	QBH	PD	High Tk
2021	11/8	20	26	46	5.5-49	11.5-68	0	0	8	2	8-PUR
2022	12/12	19	15	34	5-32	10-51	0	0	14	0	5(2x)
Career	23/20	39	41	80	10.5-81	21.5-119	0	0	22	2	8-PUR

GAME-BY-GAME

2022 Opp.	U-A-T, Other
*Ball State	0-0-0, 1 qbh
*at Pitt	3-1-4, 2 tfl, 1 s, 3 qbh
*Akron	0-1-1, 2 qbh
*Florida	3-1-4, 4 qbh
*at LSU	2-3-5, 2.5 tfl, 2.5 s
*Alabama	1-1-2, 1 qbh
*UT Martin	0-0-0, 1 qbh
*Kentucky	1-3-4, 1.5 tfl, 1.5 s, 1 qbh
*at Georgia	0-1-1
*Missouri	4-0-4, 1 qbh
*at South Carolina	4-1-5, 3 tfl
*at Vanderbilt	1-3-4, 1 tfl

2021 Opp.	U-A-T, Other
Bowling Green	DNP
Pitt	DNP
Tennessee Tech	1-5-6
at Florida	0-3-3
at Missouri	1-1-2, 1 tfl, 2 qbh
*South Carolina	0-3-3, 1 tfl, 0.5 s, 2 qbh
*Ole Miss	5-2-7, 2 tfl, 1 pd
*at Alabama	2-4-6, 1 tfl, 1 s, 3 qbh
*at Kentucky	3-1-4, 2 tfl, 2 s
*Georgia	2-0-2, 1 tfl, 1 s, 1 qbh
*South Alabama	0-0-0
*Vanderbilt	4-1-5, 1 s, 1 tfl
*vs. Purdue	2-6-8, 2.5 tfl, 1 pd, 1 int

* - denotes started

BOWL GAME-BY-GAME HISTORY

1939 ORANGE BOWL

vs. Oklahoma W, 17-0

1940 ROSE BOWL

vs. Southern California L, 0-14

1941 SUGAR BOWL

vs. Boston College L, 13-19

1943 SUGAR BOWL

vs. Tulsa W, 14-7

1945 ROSE BOWL

vs. Southern California L, 0-25

1947 ORANGE BOWL

vs. Rice L, 0-8

1951 COTTON BOWL

vs. Texas W, 20-14

Andy Kozar (RB) Outstanding Back
Bud Sherrod (End) Outstanding Lineman

1952 SUGAR BOWL

vs. Maryland L, 13-28

1953 COTTON BOWL

vs. Texas L, 0-16

1957 SUGAR BOWL

vs. Baylor L, 7-13

1957 GATOR BOWL

vs. Texas A&M W, 3-0

Bobby Gordon (RB) Most Outstanding Player

1965 BLUEBONNET BOWL

vs. Tulsa W, 27-6

Dewey Warren (QB) Offensive MVP
Frank Emanuel (LB) Defensive MVP

1966 GATOR BOWL

vs. Syracuse W, 18-12

Dewey Warren (QB) Most Outstanding Player

1968 ORANGE BOWL

vs. Oklahoma L, 24-26

1969 COTTON BOWL

vs. Texas L, 13-36

1969 GATOR BOWL

vs. Florida L, 13-14

Curt Watson (RB) Most Outstanding Player

1971 SUGAR BOWL

vs. Air Force W, 34-13

Bobby Scott (QB) Most Outstanding Player

1971 LIBERTY BOWL

vs. Arkansas W, 14-13

1972 BLUEBONNET BOWL

vs. Louisiana State W, 24-17

Condredge Holloway (QB) Offensive MVP
Carl Johnson (DE) Defensive MVP

1973 GATOR BOWL

vs. Texas Tech L, 19-28

Haskel Stanback (RB) Most Outstanding Player

1974 LIBERTY BOWL

vs. Maryland W, 7-3

Mike Gayles (RB) Outstanding Offensive Player

1979 BLUEBONNET BOWL

vs. Purdue L, 22-27

Roland James (DB) Defensive MVP

1981 GARDEN STATE BOWL

vs. Wisconsin W, 28-21

Steve Alatorre (QB) MVP

1982 PEACH BOWL

vs. Iowa L, 22-28

Alan Cockrell (QB) MVP

1983 FLORIDA CITRUS BOWL

vs. Maryland W, 30-23

Johnnie Jones (RB) MVP

Alvin Toles (LB) Outstanding Defensive Player

1984 SUN BOWL

vs. Maryland L, 27-28

Carl Zander (LB) MVP (Lineman)

1986 SUGAR BOWL

vs. Miami (Fla.) W, 35-7

Daryl Dickey (QB) Most Outstanding Player

1986 LIBERTY BOWL

vs. Minnesota W, 21-14

Jeff Francis (QB) MVP

Joey Clinkscales (WR) Outstanding Offensive Player

Dale Jones (LB) Outstanding Defensive Player

1988 PEACH BOWL

vs. Indiana W, 27-22

Reggie Cobb (RB) MVP

1990 COTTON BOWL

vs. Arkansas W, 31-27

Chuck Webb (RB) Outstanding Offensive Player

Carl Pickens (DB) Outstanding Defensive Player

1991 SUGAR BOWL

vs. Virginia W, 23-22

Andy Kelly (QB) Most Outstanding Player

1992 FIESTA BOWL

vs. Penn State L, 17-42

1993 HALL OF FAME BOWL

vs. Boston College W, 38-23

Heath Shuler (QB) MVP

1994 FLORIDA CITRUS BOWL

vs. Penn State L, 13-31

Raymond Austin (DB) Outstanding Defensive Player

1994 GATOR BOWL

vs. Virginia Tech W, 45-23

James Stewart (RB) Most Outstanding Player

1996 FLORIDA CITRUS BOWL

vs. Ohio State W, 20-14

Jay Graham (RB) Most Valuable Player

Leonard Little (DE) Outstanding Defensive Player

1997 FLORIDA CITRUS BOWL

vs. Northwestern W, 48-28

Peyton Manning (QB) MVP

Tyrone Hines (LB) Outstanding Defensive Player

1998 ORANGE BOWL

vs. Nebraska L, 17-42

Jamal Lewis (RB) UT MVP

1999 FIESTA BOWL

vs. Florida State W, 23-16

Peerless Price (WR) Offensive MVP

Dwayne Goodrich (DB) Defensive MVP

2000 FIESTA BOWL

vs. Nebraska L, 21-31

Tee Martin (QB) UT MVP

2001 COTTON BOWL

vs. Kansas State L, 21-35

2002 FLORIDA CITRUS BOWL

vs. Michigan W, 45-17

Casey Clausen (QB) MVP

John Henderson (DT) Outstanding Defensive Player

2002 PEACH BOWL

vs. Maryland L, 3-30

2004 PEACH BOWL

vs. Clemson L, 14-27

2005 COTTON BOWL

vs. Texas A&M W, 38-7

Rick Clausen (QB) Offensive MVP

Justin Harrell (DT) Defensive MVP

2007 OUTBACK BOWL

vs. Penn State L, 10-20

2008 OUTBACK BOWL

vs. Wisconsin W, 21-17

Erik Ainge (QB) MVP

2009 CHICK-FIL-A BOWL

vs. Virginia Tech L, 14-37

2010 MUSIC CITY BOWL

vs. North Carolina L, 27-30 (2OT)

2015 TAXSLAYER BOWL

vs. Iowa W, 45-28

Joshua Dobbs (QB) MVP

2016 OUTBACK BOWL

vs. Northwestern W, 45-6

Jalen Hurd (RB) MVP

2016 MUSIC CITY BOWL

vs. Nebraska W, 38-24

Joshua Dobbs (QB) MVP

2020 TAXSLAYER GATOR BOWL

vs. Indiana W, 23-22

Eric Gray (RB) MVP

2021 MUSIC CITY BOWL

vs. Purdue L, 45-48 (OT)



BOWL FACTS

■ NCAA BOWL APPEARANCE LEADERS

1.	Alabama	^74
2.	Georgia	60
3.	Texas	58
4.	Oklahoma	56
5.	Tennessee	55
6.	LSU	54
	Ohio State	^54
	Southern California	54
9.	Nebraska	53
10.	Penn State	52
11.	Michigan	50
12.	Clemson	49
13.	Florida	48
	Florida State	^48
15.	Auburn	46

Totals include this bowl season

^Had games vacated by NCAA Committee on Infractions

■ NCAA BOWL WINS LEADERS

1.	Alabama	^45
2.	Georgia	35
3.	Southern California	^34
4.	Oklahoma	31
	Penn State	31
	Texas	31
7.	Tennessee	29
8.	LSU	28
9.	Clemson	27
	Florida State	^27
11.	Nebraska	26
	Ohio State	26
13.	Georgia Tech	25
14.	Auburn	24
	Florida	24
	Ole Miss	24

Win totals do not include this bowl season

^Had games vacated by NCAA Committee on Infractions

All records courtesy of NCAA record book

UT BOWL QUICK FACTS

■ 55 Bowl Games: Ranks 5th all-time

(includes 2022 Orange Bowl)

■ All-Time Bowl Record: 29-25 (7th in wins)

■ Consecutive Bowl Seasons: 16 (1989-2004)

BOWL (Years)	W-L
Bluebonnet (1965-72-79)	2-1
Cotton (1951-53-69-90-2001-05)	3-3
Fiesta (1992-99-2000)	1-2
Florida Citrus (1983-94-96-97-2002)	4-1
Garden State (1981)	1-0
Gator (1957-66-69-73-94-14-2020)	5-2
Liberty (1971-74-86)	3-0
Music City (2010, 2016, 2021)	1-2
Orange (1939-47-68-98, 2022)	1-3
Outback/Hall of Fame (1993-2007-08-15)	3-1
Chick-fil-A/Peach (1982-88-2002-04-09)	1-4
Rose (1940-45)	0-2
Sugar (1941-43-52-57-71-86-91)	4-3
Sun (1984)	0-1
Totals	29-25

BOWL BESTS

■ RUSHING

250	Chuck Webb	1990 Cotton	Arkansas
180	Jabari Small	2021 Music City	Purdue
180	Travis Henry	2001 Cotton	Kansas State
154	Jay Graham	1996 Citrus	Ohio State
154	Johnnie Jones	1983 Citrus	Maryland
151	Tony Thompson	1991 Sugar	Virginia
146	Reggie Cobb	1988 Peach	Indiana
131	Hank Lauricella	1951 Cotton	Texas

■ PASSING

Yards	Player	Bowl	Opponent
408	Peyton Manning	1997 Citrus	Northwestern
393	Casey Clausen	2002 Citrus	Michigan
384	Casey Clausen	2004 Peach	Clemson
378	Hendon Hooker	2021 Music City	Purdue
365	Erik Ainge	2008 Outback	Wisconsin
315	Steve Alatorre	1981 Garden State	Wisconsin
312	Tyler Bray	2010 Music City	North Carolina
291	Joshua Dobbs	2016 Music City	Nebraska

■ RECEIVING

Yards	Player	Bowl	Opponent
199	Peerless Price	1999 Fiesta	Florida State
196	Anthony Hancock	1981 Garden State	Wisconsin
150	Cedric Tillman	2021 Music City	Purdue
125	Jason Witten	2002 Citrus	Michigan
122	Joey Kent	1997 Citrus	Northwestern
120	Josh Malone	2016 Music City	Nebraska
119	Donté Stallworth	2002 Citrus	Michigan
110	Peerless Price	1997 Citrus	Northwestern

■ TOTAL OFFENSE

Yards	Player	Bowl	Opponent
437	Hendon Hooker	2021 Music City	Purdue
416	Peyton Manning	1997 Citrus	Northwestern
409	Joshua Dobbs	2016 Music City	Nebraska
386	Casey Clausen	2004 Peach	Clemson
379	Casey Clausen	2002 Citrus	Michigan
367	Erik Ainge	2008 Outback	Wisconsin
297	Tee Martin	1999 Fiesta	Florida State
290	Steve Alatorre	1981 Garden State	Wisconsin

■ ALL-PURPOSE YARDAGE

Yards	Player	Bowl	Opponent
250	Chuck Webb	1990 Cotton	Arkansas
242	Peerless Price	1999 Fiesta	Florida State
207	Velus Jones Jr.	2021 Music City	Purdue
205	Anthony Hancock	1981 Garden State	Wisconsin
191	Travis Henry	2001 Cotton	Kansas State
190	Donté Stallworth	2002 Citrus	Michigan

■ TACKLES

Num.	Player	Bowl	Opponent
20	Jeremy Banks	2021 Music City	Purdue
20	Carl Zander	1984 Sun	Maryland
16	Reggie McKenzie	1984 Sun	Maryland
15	Jack Reynolds	1969 Cotton	Texas
14	Rey Nettles	1971 Liberty	Arkansas
14	Carl Zander	1981 Garden State	Wisconsin
14	Dale Jones	1983 Citrus	Maryland
14	Nick Reveiz	2010 Music City	North Carolina

POSTSEASON

1931 NEW YORK CHARITY GAME *

TENNESSEE	0	13	0	0	-	13
NEW YORK U.	0	0	0	0	-	0

***NCAA does not recognize this game as a bowl game**

Dec. 5, 1931

NEW YORK — It didn't count, at least according to NCAA statisticians, but Tennessee's first post-season bowl appearance came in the 1931 Charity Bowl game at Yankee Stadium.

The game was set up by New York City Mayor Jimmy Walker and was an intersectional clash between the Vols and the Violets of New York University. The Vols were 8-0-1 in 1931, with a 6-6 deadlock against Kentucky marring an otherwise perfect season.

It was Capt. Neyland's sixth year at the Vol helm and the Vols had compiled a 52-2-4 overall record through the end of the 1931 season.

Herman Hickman's sensational defensive play earned him a spot on Grantland Rice's 1931 All-America team. Rice was so impressed with Hickman's performance that he named him to his All-America team on the basis of the Charity Bowl game alone.

Three future Vol College Football Hall of Fame members, Gene McEver, Beattie Feathers and Hickman, played in the contest. In addition, Capt. Neyland would also be inducted into the College Football Hall of Fame in 1956.

The Vols' second trip to New York was much better than their first. Seven years earlier, the Vols had lost to Army 41-0 at West Point.

Feathers and Deke Brackett had long touchdown runs and Hickman anchored the Vol defense as Tennessee defeated the Violets by a 13-0 count.

The game was one of a number of contests played during the Great Depression (mainly in 1931) to raise money for relief of the unemployed in response to the President's Committee on Mobilization of Relief Resources. In addition to the Charity Bowl, the Army-Navy games of 1930 and 1931 were played at Yankee Stadium. The NCAA does not recognize these games in the all-time bowl game records.

SCORING SUMMARY

TENN — Feathers 65 run (McEver run)

TENN — Brackett 75 punt return (Kick failed)

TEAM STATISTICS	TENN	NYU
First Downs	8	8
Rushes-Yards	42-109	46-77
Passing Yards	13	171
Passes (Att.-Comp.)	8-1	23-9
Total Offense	122	248
Total Offensive Plays	50	89
Fumbles-Lost	3-2	1-0
Penalties-Yards	1-5	10-90
Punts-Average	11-40	9-31

BOWL RECAPS

1939 ORANGE BOWL

TENNESSEE	7	3	0	7	-	17
OKLAHOMA	0	0	0	0	-	0

Jan, 2, 1939

MIAMI — Tennessee and Oklahoma squared off in the 1939 Orange Bowl in a classic battle of speed against size. And, when it was over, Tennessee's speed and stamina had won out by a 17-0 count. Tennessee had come into the game undefeated and No. 2 in the country and Oklahoma was riding a 14-game winning streak.

Tennessee scored first when a 15-yard penalty backed the Sooners to their 3-yard line. Vol tailback George Cafego returned the ensuing punt to the Sooner 27 and followed up the punt return with a key gain to the 12. Two plays later, Bob Foxx scored from the 8. The Vols scored a field goal after a Sooner fumble, a 22-yarder by Bowden Wyatt, and led 10-0 at the half.

Tennessee scored its final touchdown in the fourth quarter on a 19-yard run by Babe Wood on a reverse. The Vols polished off their eighth shutout of the season by stopping the Sooners the rest of the way and finished undefeated in 11 games.

It was a penalty-plagued game as tempers flared throughout the contest and more than 200 yards were assessed against the teams.

SCORING SUMMARY

TENN — Foxx 8 run (Wyatt run)

TENN — Wyatt 32 FG

TENN — Wood 19 run (Foxx kick)

TEAM STATISTICS	TENN	OKLA
First Downs	15	6
Rushing Yards	51-197	16-25
Passing Yards	63	69
Passes (Att.-Comp.-Int.)	13-4-0	27-10-1
Total Offensive Plays	64	43
Total Offensive Yards	260	94
Fumbles-Lost	2-1	4-3
Penalties-Yards	16-130	9-90
Punts-Average	12-36	13-40

TENNESSEE						
RUSHING	Att	Gain	Lost	Net	TD	Lg
Coffman	12	64	8	56	1	24
Cafego	13	58	13	45	0	19
PASSING	Att	Comp	Int	Yds	TD	Lg
Wood	5	2	0	40	0	23
RECEIVING	No	Yds	TD	Lg		
Cifers	1	23	0	23		

OKLAHOMA						
RUSHING	Att	Gain	Lost	Net	TD	Lg
McCullough	9	20	11	9	0	7
PASSING	Att	Comp	Int	Yds	TD	Lg
McCullough	19	7	1	37	0	22
RECEIVING	No	Yds	TD	Lg		
Clark	3	30	0	23		

1940 ROSE BOWL

SOUTHERN CAL	0	7	0	7	-	14
TENNESSEE	0	0	0	0	-	0

Jan, 1, 1940

PASADENA, Calif. — The Vols were 10-0 in the 1939 season and did not give up a point, heading by train to Pasadena for the 1940 Rose Bowl undefeated in 23 games and unscored upon in 15, but both streaks came to a halt against Southern California.

It marked the first of two Vol appearances in the Rose Bowl in the decade of the 1940s, both against Southern Cal.

Playing without star tailback George Cafego, the victim of a knee injury against The Citadel earlier in the year, the Vols fumbled away a golden opportunity in the fourth period and fell 14-0.

Southern Cal racked up 229 yards rushing, scored in the second and fourth quarter and ran nearly double the plays from scrimmage to take the 14-0 triumph.

The 1939 Tennessee team was the last to hold a full season of opponents scoreless, with future College Football Hall of Famers George Cafego, Bob Suffridge and Ed Molinski leading the way. Major Bob Neyland was also named to the College Hall.

SCORING SUMMARY

USC — Schindler 1 run (J. Jones kick)

USC — Kreuger 2 pass from Schindler (Gaspar kick)

TEAM STATISTICS	TENN	USC
First Downs	9	18
Rushes-Yards	28-71	58-229
Passing Yards	70	43
Passes (Att.-Comp.-Int.)	12-6-1	14-7-1
Total Offensive Plays	37	72
Total Offensive Yards	141	272
Fumbles-Lost	1-1	1-0
Penalties-Yards	2-25	6-40
Punts-Average	11-39.2	8-40.1

TENNESSEE						
RUSHING	Att	Gain	Lost	Net	TD	Lg
Butler	5	47	7	40	0	16
Cafego	7	10	9	1	0	5
PASSING	Att	Comp	Int	Yds	TD	Lg
Butler	10	5	1	46	0	19
RECEIVING	No	Yds	TD	Lg		
Cifers	3	42	0	28		

SOUTHERN CAL						
RUSHING	Att	Gain	Lost	Net	TD	Lg
Schindler	19	75	0	75	1	8
Lansdell	16	88	20	68	0	11
PASSING	Att	Comp	Int	Yds	TD	Lg
Schindler	5	4	0	25	1	11
RECEIVING	No	Yds	TD	Lg		
Banta	3	17	0	7		

BOWL RECAPS

1941 SUGAR BOWL

BOSTON COLL.	0	0	13	6	-	19
TENNESSEE	7	0	6	0	-	13

Jan, 1, 1941

NEW ORLEANS — Boston College and Tennessee met in the 1941 Sugar Bowl in a game that had all the earmarks of a David and Goliath story. Before a record crowd at Tulane Stadium, the underdog Boston College team had pulled off the upset and did it with a play taken directly from the Vols' playbook.

Tennessee scored first on a 4-yard run by Van Thompson and the conversion by Bob Foxx, but lost the ball on downs at the BC 11 and lost an interception at the BC 15. The half ended 7-0.

Boston College tied the score in the third period, blocking a Tennessee punt and scoring quickly. It had been seven years since a Vol punt was blocked. The Vols went back ahead as Buist Warren scored from the 2 and Tennessee led 13-7.

Boston College answered immediately as Mike Holovak scored from the 1 after a 70-yard drive. The point failed and it was 13-13 entering the final canto. With six minutes left, the Eagles moved the ball to the Vol 24. Eagle tailback Charlie O'Rourke then ran left, raised his arm as if to pass and sprinted 24 yards for the touchdown.

SCORING SUMMARY

TENN — Thompson 4 run (Foxx kick)

BC — Connolly 12 run (Maznicki kick)

TENN — Warren 2 run (Run failed)

BC — Holovak 1 run (Kick failed)

BC — O'Rourke 24 run (Kick failed)

TEAM STATISTICS	TENN	BC
First Downs	13	11
Rushes-Yards	48-124	36-142
Passing Yards	121	106
Passes (Att.-Comp.-Int.)	22-9-2	14-6-3
Total Offensive Plays	70	49
Total Offensive Yards	245	248
Fumbles-Lost	1-1	1-1
Penalties-Yards	4-36	3-25
Punts-Average	7-36	6-35

TENNESSEE						
RUSHING	Att	Gain	Lost	Net	TD	Lg
Foxx	7	41	2	39	0	17
Thompson	11	40	7	33	1	11
PASSING	Att	Comp	Int	Yds	TD	Lg
Thompson	9	4	1	42	0	13
RECEIVING	No	Yds	TD	Lg		
Coleman	3	49	0	29		

BOSTON COLLEGE						
RUSHING	Att	Gain	Lost	Net	TD	Lg
O'Rourke	7	52	13	39	1	24
PASSING	Att	Comp	Int	Yds	TD	Lg
O'Rourke	11	5	2	85	0	26
RECEIVING	No	Yds	TD	Lg		
Zabalski	2	39	0	20		

1943 SUGAR BOWL

TENNESSEE	0	6	2	6	-	14
TULSA	0	7	0	0	-	7

Jan, 1, 1943

NEW ORLEANS — Tennessee made its second trip to the Sugar Bowl in three years to play Henry Frank's pass-minded Tulsa Hurricane.

Despite a passing show by the Hurricanes' Glenn Dobbs, the Vols escaped with a 14-7 win. Tulsa scored first, but the Vols dominated the game from that point on to take the victory, racking up 208 yards rushing and holding Tulsa to minus-39 yards rushing. Bill Gold and Clyde "Ig" Fuson scored touchdowns and Denver Crawford blocked a punt for a safety as the Vols squared their bowl record at 2-2.

SCORING SUMMARY

TULSA — Purdin 9 pass from Dobbs (LaForce kick)

TENN — Gold 3 run (Kick failed)

TENN — Safety, Crawford blocks punt out of endzone

TENN — Fuson 1 run (Kick failed)

TEAM STATISTICS	TENN	TULSA
First Downs	14	10
Rushing Yards	208	(-39)
Passing Yards	88	168
Passes (Att.-Comp.-Int.)	17-7-0	27-17-2
Total Offensive Yards	296	129
Fumbles-Lost	2-2	1-0
Penalty Yards	100	44
Punting Average	41	43

1945 ROSE BOWL

SOUTHERN CAL	6	6	0	13	-	25
TENNESSEE	0	0	0	0	-	0

Jan, 1, 1945

PASADENA, Calif. — Tennessee finished 7-0-1 in 1944, but met its match against Southern California in the 1945 Rose Bowl, the second contest between the cross-country rivals in Pasadena in five seasons.

Tennessee had not fielded a team in 1943 and, given the green light by the conference to do so in 1944, put together an eight-game schedule that assembled talent available.

The Vols got good efforts from the 1944 team, but a lack of depth at key positions cost the Vols against the powerful USC team. Despite the loss, Tennessee coach John Barnhill was named SEC Coach of the Year.

SCORING SUMMARY

USC — Callahan 11 run on blocked punt (Kick failed)

USC — Salata 19 pass from Hardy (Kick failed)

USC — Hardy 9 run (West kick)

USC — MacLachan 7 run (Kick failed)

TEAM STATISTICS	TENN	USC
First Downs	8	15
Rushing Yards	152	162
Passing Yards	17	45
Passes (Att.-Comp.-Int.)	14-3-1	15-5-0
Total Offensive Yards	169	207
Fumbles Lost	1	1
Penalty Yards	35	25
Punting Average	32.2	32.6

1947 ORANGE BOWL

RICE	8	0	0	0	-	8
TENNESSEE	0	0	0	0	-	0

Jan, 1, 1947

MIAMI — Rice scored a touchdown and a safety in the first quarter and played defense and the kicking game in the best Tennessee tradition to defeat Bob Neyland's Volunteers 8-0 in the 1947 Orange Bowl.

Rice blocked two Vol punts in the first quarter, the second of which led to a safety and, combined with a touchdown drive of 83 yards, it was enough to win. The touchdown came on a lateral from Buddy Russ to Huey Kenney after Russ had run 25 yards to the Vol 25. Kenney took it in and Rice led.

Rice coach Jess Neely was then content to put the game in the hands of his defense, which held the Vols to five first downs and 137 yards.

The Vols had one big shot early in the second half, recovering a fumble at the Rice 18. But Rice intercepted a fourth-down pass and was in control from that point.

SCORING SUMMARY

RICE — Safety, Murphy blocks punt out of end zone

RICE — Kenney 25 run on lateral from Russ (Kick blocked)

TEAM STATISTICS	TENN	RICE
First Downs	5	9
Rushing Yards	105	208
Passing Yards	32	0
Passes (Att.-Comp.-Int.)	19-4-4	4-0-2
Total Offensive Yards	137	208
Fumbles-Lost	2-0	4-3
Penalties-Yards	6-67	4-40
Punts-Average	15-38	13-44

BOWL RECAPS

1951 COTTON BOWL

TENNESSEE	7	0	0	13	-	20
TEXAS	0	14	0	0	-	14

Jan, 1, 1951

DALLAS — Tennessee's once-defeated Volunteers dominated the second half and defeated Texas 20-14 in the 1951 Cotton Bowl.

The Vols scored first, on a 5-yard pass from Herky Payne to John Gruble, a play set up by a now-historic 75-yard run by Hank Lauricella, on which he reversed his field three times and slowed only to allow his blockers to catch up.

The Longhorns rallied to take a 14-7 halftime lead, parlaying a blocked kick into one score and a pass into another. The Vols closed to one point early in the fourth quarter, when fullback Andy Kozar bulled in from the 5. Later in the quarter, Jim Hill intercepted a Longhorn pass and the Vols were goalward again.

The teams exchanged fumbles on two consecutive plays and the Vols took the Texas turnover in for the winning score. Kozar got 6, Lauricella hit Rechichar for 23 and ran for 11. Finally, Kozar scored his second touchdown and the Vols held off a late Texas charge to win 20-14.

SCORING SUMMARY

TENN — Gruble 5 pass from Payne (Shires kick)
 TEXAS — Townsend 5 run (Tompkins kick)
 TEXAS — Dawson 35 pass from Tompkins (Tompkins kick)
 TENN — Kozar 5 run (Kick failed)
 TENN — Kozar 1 run (Shires kick)

TEAM STATISTICS	TENN	TEXAS
First Downs	18	12
Rushes-Yards	55-295	43-146
Passing Yards	45	97
Passes (Att.-Comp.-Int.)	8-3-2	14-5-1
Total Offensive Plays	63	57
Total Offensive Yards	340	243
Fumbles-Lost	4-1	1-1
Penalties-Yards	4-35	5-55
Punts-Average	6-32.8	7-29.3

TENNESSEE						
RUSHING	Att	Gain	Lost	Net	TD	Lg
Lauricella	16	154	23	131	0	75
Kozar	20	94	2	92	2	-
PASSING	Att	Comp	Int	Yds	TD	Lg
Lauricella	6	1	2	23	0	23
RECEIVING	No	Yds	TD	Lg		
Rechichar	1	23	0	23		

TEXAS						
RUSHING	Att	Gain	Lost	Net	TD	Lg
Townsend	23	107	2	105	1	-
PASSING	Att	Comp	Int	Yds	TD	Lg
Tompkins	14	5	1	97	1	-
RECEIVING	No	Yds	TD	Lg		
Stolhandske	3	32	0	-		

1952 SUGAR BOWL

MARYLAND	7	14	7	0	-	28
TENNESSEE	0	6	0	7	-	13

Jan, 1, 1952

NEW ORLEANS — Tennessee went to New Orleans undefeated and the 1951 national champions. But the Vols fell victim to an undefeated Maryland team that scored 21 points in 16 minutes and never looked back. The final was 28-13.

Maryland uncorked a strong running game to lead 21-6 at the half and used a timely interception return for a touchdown to keep the Vols at bay.

Tennessee showed only flashes of the power that had been its trademark during the regular season. Vol tailback Herky Payne led two touchdown drives, but otherwise, the Maryland defense stopped the Vol attack, using an eight-man line.

SCORING SUMMARY

UM — Fullerton 2 run (Decker kick)
 UM — Shemonski 6 pass from Fullerton (Decker kick)
 UM — Scarbath 1 run (Decker kick)
 TENN — Rechichar 4 pass from Payne (Kick failed)
 UM — Fullerton 46 interception return (Decker kick)
 TENN — Payne 2 run (Rechichar kick)

TEAM STATISTICS	TENN	MD
First Downs	12	18
Rushes-Yards	35-81	64-289
Passing Yards	75	63
Passes (Att.-Comp.-Int.)	19-9-4	13-7-1
Total Offensive Plays	54	77
Total Offensive Yards	156	352
Fumbles-Lost	2-2	7-3
Penalties-Yards	2-20	12-120
Punts-Average	7-43.0	8-38.8

TENNESSEE						
RUSHING	Att	Gain	Lost	Net	TD	Lg
Payne	11	54	0	54	1	-
Kozar	9	29	0	29	0	-
PASSING	Att	Comp	Int	Yds	TD	Lg
Payne	14	7	1	61	1	-
RECEIVING	No	Yds	TD	Lg		
Rechichar	3	27	1	13		

MARYLAND						
RUSHING	Att	Gain	Lost	Net	TD	Lg
Modzelewski	28	153	0	153	0	-
PASSING	Att	Comp	Int	Yds	TD	Lg
Scarbath	9	6	0	57	0	-
RECEIVING	No	Yds	TD	Lg		
Shemonski	3	19	1	-		

1953 COTTON BOWL

TEXAS	2	7	0	7	-	16
TENNESSEE	0	0	0	0	-	0

Jan, 1, 1953

DALLAS — Tennessee's appearance in the 1953 Cotton Bowl is memorable for only one reason: it brought the Neyland era to an unhappy end.

Robert R. Neyland, the West Point-trained army officer who had turned a mediocre program into one of the giants of college football, wasn't well enough to coach his Vol team in its final game. He sat on the bench while offensive coordinator Harvey Robinson called the shots in a 16-0 loss to Texas.

The Vols could never manage even the first hint of a scoring threat. They made only six first downs and wound up with minus 14 yards rushing. The Longhorns, with 20 first downs and 269 yards rushing, ran 86 offensive plays to Tennessee's 35.

Neyland visited his players in the dressing room following the game. He managed a smile, said he was proud of them and told them to go out and have some fun.

He was a gracious loser, even if he didn't have a lot of experience at it.

SCORING SUMMARY

TEXAS — Safety, Griffith tackled in end zone
 TEXAS — Dawson 3 run (Dawson kick)
 TEXAS — Quinn 1 run (Dawson kick)

TEAM STATISTICS	TENN	TEXAS
First Downs	6	20
Rushes-Yards	29-(-14)	78-269
Passing Yards	46	32
Passes (Att.-Comp.-Int.)	6-3-0	8-2-1
Total Offensive Plays	35	86
Total Offensive Yards	32	301
Fumbles-Lost	5-3	5-3
Penalties-Yards	3-30	5-55
Punts-Average	7-40.9	5-35.4

TENNESSEE						
RUSHING	Att	Gain	Lost	Net	TD	Lg
Schwanger	5	25	3	22	0	-
PASSING	Att	Comp	Int	Yds	TD	Lg
Shires	4	2	0	23	0	-
RECEIVING	No	Yds	TD	Lg		
Morgan	2	23	0	-		

TEXAS						
RUSHING	Att	Gain	Lost	Net	TD	Lg
Ochoa	26	108	0	108	0	-
PASSING	Att	Comp	Int	Yds	TD	Lg
Jones	5	2	1	32	0	-
RECEIVING	No	Yds	TD	Lg		
Quinn	1	23	0	23		

BOWL RECAPS

1957 SUGAR BOWL

BAYLOR	0	6	0	7	-	13
TENNESSEE	0	0	7	0	-	7

Jan. 1, 1957

NEW ORLEANS — No. 11-rated Baylor beat Tennessee at its own game in the 1957 Sugar Bowl, turning four interceptions and a key fumble recovery into a 13-7 win over the previously undefeated and No. 2-ranked Volunteers.

Baylor scored first on a pass from Bobby Jones to Jerry Marcontell covering 12 yards. The touchdown drive had been keyed by Shofner's 54-yard run after a Johnny Majors quick-kick. Tennessee had two drives snuffed by interceptions in the first half and trailed 6-0 at intermission.

The Vols scored early in the third quarter as Majors and fullback Tommy Bronson led the charge downfield and Baylor contributed a key piling-on penalty. Majors scored from the 1 and Sammy Burklow's conversion gave the Vols a 7-6 lead. The Vols held that lead into the fourth quarter when Majors was hit on a punt return and fumbled at the Vol 15. Baylor recovered and moved in for the winning score.

The Vols had two last chances to score, but two Baylor interceptions and a sack of Vol tailback Bobby Gordon erased the Vols' last scoring opportunities.

SCORING SUMMARY

BAYLOR — Marcontell 12 pass from Jones (Kick failed)

TENN — Majors 1 run (Burklow kick)

BAYLOR — Humphrey 1 run (Berry kick)

TEAM STATISTICS		TENN	BAYLOR
First Downs		11	14
Rushes-Yards		39-146	64-275
Passing Yards		16	24
Passes (Att.-Comp.-Int.)		10-1-4	11-3-0
Total Offensive Plays		49	75
Total Offense		162	299
Fumbles-Lost		1-1	2-0
Penalties-Yards		5-55	6-60
Punts-Average		5-41.6	8-32.6

TENNESSEE						
RUSHING	Att	Gain	Lost	Net	TD	Lg
Majors	15	59	8	51	1	-
Bronson	8	56	0	56	0	-
PASSING	Att	Comp	Int	Yds	TD	Lg
Majors	7	1	2	16	0	-
RECEIVING	No	Yds	TD	Lg		
Urbano	1	16	0	16		

BAYLOR						
RUSHING	Att	Gain	Lost	Net	TD	Lg
Shofner	14	98	10	88	0	-
PASSING	Att	Comp	Int	Yds	TD	Lg
Jones	4	2	0	19	1	12
RECEIVING	No	Yds	TD	Lg		
Marcontell	3	24	1	12		

1957 GATOR BOWL

TENNESSEE	0	0	0	3	-	3
TEXAS A&M	0	0	0	0	-	0

Dec. 28, 1957

JACKSONVILLE, Fla. — In Paul "Bear" Bryant's last game as Aggie head coach, Tennessee used a fourth quarter field goal by placekicker Sammy Burklow and a stubborn defense to hand the Aggies a 3-0 defeat on a wet and muddy Gator Bowl field.

It was the lowest-scoring game in the history of the Gator Bowl and was played before a Gator Bowl-record crowd of 43,709.

The field goal was the first of Burklow's career and came from 17 yards out with 5:30 left to play in the game. It was a day for the defenses to shine as action was confined between the 35-yard lines.

The game was marked by the now-famous collision between Vol tailback Bobby Gordon and Aggie Heisman Trophy winner John David Crow on the Vols' march to the winning score. Both players recovered to continue play, with Gordon holding for Burklow's game-winning field goal.

SCORING SUMMARY

TENN — Burklow 17 FG

TEAM STATISTICS		TENN	A&M
First Downs		14	8
Rushes-Yards		54-135	40-142
Passing Yards		56	27
Passes (Att.-Comp.-Int.)		6-4-0	8-3-0
Total Offensive Plays		60	48
Total Offense		191	169
Fumbles Lost		2	1
Penalties-Yards		3-30	3-35
Punts-Average		8-36.0	7-38.0

TENNESSEE						
RUSHING	Att	Gain	Lost	Net	TD	Lg
Gordon	32	83	23	60	0	18
PASSING	Att	Comp	Int	Yds	TD	Lg
Gordon	6	4	0	56	0	19
RECEIVING	No	Yds	TD	Lg		
Darty	2	26	0	17		

TEXAS A&M						
RUSHING	Att	Gain	Lost	Net	TD	Lg
Crow	14	56	10	46	0	13
PASSING	Att	Comp	Int	Yds	TD	Lg
Osborne	4	2	0	16	0	11
RECEIVING	No	Yds	TD	Lg		
Smith	1	11	0	11		
Tracy	1	11	0	11		

1965 BLUEBONNET BOWL

TENNESSEE	6	14	7	0	-	27
TULSA	6	0	0	0	-	6

Dec. 18, 1965

HOUSTON — Tennessee made its first bowl appearance since the Gator Bowl victory over Texas A&M in 1957 and made it a successful return by taking the measure of the Tulsa Hurricanes 27-6 in a swampy Rice Stadium.

The game was played in some of the wettest weather that ever confronted a Tennessee team, a steady downpour that that did not cease until long after the game was over.

The Vols took care of business quickly, moving to a 20-6 halftime lead by taking advantage of Tulsa turnovers and some brilliant work on the kicking game. Tulsa fumbles led to the Vol touchdowns by Hal Wantland and Dewey Warren, and Jerry Smith's 45-yard punt return led to the third, another score by Warren. Glenn Gray's pass interception led to the final Vol score, an 11-yard burst by fullback Stan Mitchell.

Tulsa gained 250 yards through the air despite the wet conditions, but three fumbles and four Vol interceptions turned the game Tennessee's way.

SCORING SUMMARY

TENN — Wantland 4 pass from Warren (Kick failed)

TULSA — McDermott 1 run (Kick failed)

TENN — Warren 1 run (Leake kick)

TENN — Warren 1 run (Leake kick)

TENN — Mitchell 11 run (Leake kick)

TEAM STATISTICS		TENN	TULSA
First Downs		11	16
Rushes-Yards		49-181	24-73
Passing Yards		37	250
Passes (Att.-Comp.-Int.)		7-3-1	47-23-4
Total Offensive Plays		56	71
Total Offensive Yards		218	323
Fumbles-Lost		4-2	3-3
Penalties-Yards		8-80	1-15
Punts-Average		6-42.8	5-35.0

TENNESSEE						
RUSHING	Att	Gain	Lost	Net	TD	Lg
Warren	18	46	7	39	2	14
Mitchell	7	49	0	49	1	18
PASSING	Att	Comp	Int	Yds	TD	Lg
Warren	7	3	1	37	1	20
RECEIVING	No	Yds	TD	Lg		
Wantland	2	24	1	20		

TULSA						
RUSHING	Att	Gain	Lost	Net	TD	Lg
Lakusiak	9	21	3	18	0	5
PASSING	Att	Comp	Int	Yds	TD	Lg
Anderson	47	23	4	250	0	38
RECEIVING	No	Yds	TD	Lg		
Twilliey	8	78	0	13		

BOWL RECAPS

1966 GATOR BOWL

TENNESSEE	3	15	0	0	-	18
SYRACUSE	0	0	6	6	-	12

Dec. 31, 1966

JACKSONVILLE, Fla. — Tennessee won its second consecutive bowl game under the tutelage of Doug Dickey, defeating Syracuse 18-12 in a game in which each team dominated one half.

Despite an early fumble that gave Syracuse favorable field position, the Vols got field goals from Gary Wright in the first and second quarters to lead 6-0. Another field goal appeared to be in the offing in the second period at the Syracuse 24, but the Vols caught Syracuse by surprise and quarterback Dewey Warren hit tight end Austin Denney instead for the touchdown and a 12-0 lead. Bill Young's interception led to the third Vol score, which came on a 2-yard strike from Warren to flanker Richmond Flowers.

Syracuse, led by the running of future pro stars Floyd Little and Larry Csonka, scored on its first possession of the second half. They lost the ball on downs at the Vol 3 later in the period and scored their final touchdown with 46 seconds left.

SCORING SUMMARY

TENN — Wright 36 FG
 TENN — Wright 38 FG
 TENN — Denney 24 pass from Warren (Pass failed)
 TENN — Flowers 2 pass from Warren (Kick failed)
 SYR — Csonka 8 run (Kick failed)
 SYR — Little 3 run (Run failed)

TEAM STATISTICS		TENN	SYR
First Downs		14	20
Rushes-Yards		29-85	57-348
Passing Yards		244	16
Passes (Att.-Comp.-Int.)		29-17-1	7-2-3
Total Offensive Plays		58	64
Total Offensive Yards		329	364
Fumbles-Lost		2-2	3-1
Penalties-Yards		4-44	7-79
Punts-Average		3-43.0	2-39.5

TENNESSEE

RUSHING	Att	Gain	Lost	Net	TD	Lg
Chadwick	12	50	3	47	0	9
PASSING	Att	Comp	Int	Yds	TD	Lg
Warren	29	17	1	244	2	42
RECEIVING	No	Yds	TD	Lg		
Mills	8	86	0	12		
Flowers	5	80	1	37		

SYRACUSE

RUSHING	Att	Gain	Lost	Net	TD	Lg
Little	29	219	3	216	1	15
Csonka	18	114	0	114	1	16
PASSING	Att	Comp	Int	Yds	TD	Lg
Cassata	7	2	3	16	0	8
RECEIVING	No	Yds	TD	Lg		
Little	2	16	0	16		

1968 ORANGE BOWL

OKLAHOMA	7	12	0	7	-	26
TENNESSEE	0	0	14	10	-	24

Jan, 1, 1968

MIAMI — A night football game, this time at Miami's Orange Bowl, became the Vols' undoing for the second time in the 1967 season. The Vols closed the 1967 season the way they opened it, with a loss under the lights. While UCLA was the culprit in the opener, Oklahoma edged the Vols in the season finale.

The Vols fell behind 19-0 in the first half and saw their first series of the second half stopped at the Oklahoma 14. But, on the ensuing series, Jimmy Glover returned a pass interception 36 yards for a touchdown and the Vols were back in the game. With 5:07 left in the third quarter, Charley Fulton scored and it was 19-14.

The Vols closed to 19-17, before giving up an interception that the Sooners returned for a touchdown. Warren brought the Vols back once again, capping a 77-yard drive with a 1-yard sneak and it was 26-24.

The Vols took possession at the Oklahoma 43 when Steve Owens was stopped short on fourth-and-1 and worked the ball to the 27 with time running out. But Karl Kremser's field goal faded wide right and Oklahoma had the game.

SCORING SUMMARY

OKLA — Warmack 7 run (Vachon kick)
 OKLA — Hinton 20 pass from Warmack (Kick failed)
 OKLA — Owens 1 run (Run failed)
 TENN — Glover 36 pass interception (Kremser kick)
 TENN — Fulton 5 run (Kremser kick)
 OKLA — Stephenson 25 interception return (Vachon kick)
 TENN — Kremser 26 FG
 TENN — Warren 1 run (Kremser kick)

TEAM STATISTICS		TENN	OKLA
First Downs		18	18
Rushes-Yards		44-172	50-203
Passing Yards		160	107
Passes (Att.-Comp.-Int.)		24-12-2	18-9-3
Total Offensive Plays		68	68
Total Offensive Yards		332	310
Fumbles-Lost		1-1	0-0
Penalties-Yards		4-27	2-10
Punts-Average		2-32.0	5-47.0

TENNESSEE

RUSHING	Att	Gain	Lost	Net	TD	Lg
Chadwick	12	72	0	72	0	19
PASSING	Att	Comp	Int	Yds	TD	Lg
Warren	23	12	2	160	0	27
RECEIVING	No	Yds	TD	Lg		
Flowers	4	59	0	27		
DeLong	4	53	0	16		

OKLAHOMA

RUSHING	Att	Gain	Lost	Net	TD	Lg
Warmack	17	99	18	81	1	38
Owens	17	61	0	61	1	12
PASSING	Att	Comp	Int	Yds	TD	Lg
Warmack	18	9	2	107	1	22
RECEIVING	No	Yds	TD	Lg		
Hinton	5	87	1	22		

1969 COTTON BOWL

TEXAS	13	15	8	0	-	36
TENNESSEE	0	0	7	6	-	13

Jan, 1, 1969

DALLAS — The other "Big Orange," the Texas Longhorns, rolled up 513 yards in total offense and held the white-shirted Vols to just 83 yards rushing in taking a convincing 36-13 triumph in the 1969 Cotton Bowl.

The Texans jumped to a 28-0 halftime lead, parlaying a crunching ground attack spiced by the passing combination of Jim Street and Cotton Speyrer. The Vols had an early shot at the Longhorns, but a 57-yard field goal missed and the Longhorns assumed command. The Longhorns intercepted three Vol passes.

Sub quarterback Bobby Scott gave the Vols a spark, throwing second half touchdown passes to Gary Kreis and Mike Price.

SCORING SUMMARY

TEXAS — Worster 14 run (Feller kick)
 TEXAS — Speyrer 78 pass from Street (Kick failed)
 TEXAS — Koy 9 run (Feller kick)
 TEXAS — Gilbert 5 run (Speyrer, pass from Street)
 TENN — Kreis 17 pass from Scott (Kremser kick)
 TEXAS — Speyrer 79 pass from Street (Bradley run)
 TENN — Price 3 pass from Scott (Pass failed)

TEAM STATISTICS		TENN	TEXAS
First Downs		16	22
Rushes-Yards		35-83	60-279
Passing Yards		192	234
Passes (Att.-Comp.-Int.)		41-16-3	14-8-1
Total Offensive Plays		76	74
Total Offensive Yards		275	513
Fumbles Lost		5-0	3-2
Penalties-Yards		4-17	5-60
Punts-Average		8-42.1	7-40.7

TENNESSEE

RUSHING	Att	Gain	Lost	Net	TD	Lg
Scott	11	44	36	8	0	12
PASSING	Att	Comp	Int	Yds	TD	Lg
Scott	30	11	3	159	2	41
RECEIVING	No	Yds	TD	Lg		
Kreis	3	77	1	41		

TEXAS

RUSHING	Att	Gain	TD	Lg		
Gilbert	13	82	1	16		
Worster	10	85	1	26		
PASSING	Att	Comp	Int	Yds	TD	Lg
Street	13	7	1	200	2	79
RECEIVING	No	Yds	TD	Lg		
Speyer	5	161	2	79		

BOWL RECAPS

1969 GATOR BOWL

FLORIDA	7	0	7	0	-	14
TENNESSEE	0	10	0	3	-	13

Dec. 27, 1969

JACKSONVILLE, Fla. — Before a Gator Bowl-record crowd of 72,248, SEC champion Tennessee went down in defeat to a Florida team which, like the Vols, had far exceeded expectations during the regular season.

Damage from the heralded passing duo of John Reaves and Carlos Alvarez was held to manageable proportions, but Tennessee's inability to score inside the 10 sealed the Vols' fate.

Workhorse running back Curt Watson gained 121 yards on 25 carries and tight end Ken DeLong caught five passes for 50 yards. But a blocked punt that Florida turned into a touchdown was the ultimate difference.

SCORING SUMMARY

FLA — Kelley 8 return of blocked punt (Franco kick)

TENN — Hunt 20 FG

TENN — McClain 12 pass from Scott (Hunt kick)

FLA — Alvarez 9 pass from Reaves (Franco kick)

TENN — Hunt 26 FG

TEAM STATISTICS		TENN	FLA
First Downs		23	15
Rushes-Yards		43-214	37-90
Passing Yards		174	161
Passes (Att.-Comp.-Int.)		34-12-2	27-15-0
Total Offensive Plays		77	64
Total Offensive Yards		388	251
Fumbles-Lost		1-1	1-1
Penalties-Yards		3-24	2-58
Punts-Average		2-15.0	7-31.6

TENNESSEE						
RUSHING	Att	Gain	TD	Lg		
Watson	25	121	0	13		
PASSING	Att	Comp	Int	Yds	TD	Lg
Scott	34	12	2	174	1	35
RECEIVING	No	Yds	TD	Lg		
DeLong	5	50	0	18		
Kreis	4	82	0	35		

FLORIDA						
RUSHING	Att	Gain	TD	Lg		
Durrance	22	62	0	9		
PASSING	Att	Comp	Int	Yds	TD	Lg
Reaves	26	15	0	161	1	31
RECEIVING	No	Yds	TD	Lg		
Maliska	6	54	0	20		
Alvarez	4	51	1	18		

1971 SUGAR BOWL

TENNESSEE	24	0	7	3	-	34
AIR FORCE	7	0	6	0	-	13

Jan. 1, 1971

NEW ORLEANS — Tennessee broke a three-game bowl losing streak at the expense of a highly-touted Air Force team. Scoring a record 24 points in the first quarter, the Vols rolled to a convincing 34-13 triumph, finishing the 1970 season with a then school-record 11-1 worksheet.

The first 12 minutes were nothing but fun for Vol partisans. The Vols scored the first four times they had the ball and mounted a 24-0 lead with 3:21 left in the opening quarter. Don McLeary scored twice, George Hunt booted a field goal and Gary Theiler caught a touchdown pass from game-MVP Bobby Scott.

A rugged Tennessee defense thwarted the Air Force offense time after time. Led by Ray Nettles, Tim Priest and Jamie Rotella, the Vols held Air Force to minus 12 yards rushing. The Vols secondary continued its assault, grabbing four interceptions. The Vols also covered four Air Force fumbles.

SCORING SUMMARY

TENN — McLeary 5 run (Hunt kick)

TENN — Hunt 30 FG

TENN — McLeary 20 run (Hunt kick)

TENN — Theiler 10 pass from Scott (Hunt kick)

AF — Haas fumble recovery in end zone (Barry kick)

TENN — Majors 57 punt return (Hunt kick)

AF — Bassa 27 pass from Parker (Kick failed)

TENN — Hunt 33 FG

TEAM STATISTICS		TENN	AF
First Downs		24	15
Rushes-Yards		42-86	24-(-12)
Passing Yards		306	239
Passes (Att.-Comp.-Int.)		46-24-2	46-23-4
Total Offensive Plays		88	70
Total Offensive Yards		392	227
Fumbles-Lost		7-3	7-4
Penalties-Yards		8-74	0-0
Punts-Average		5-31.4	8-34.5

TENNESSEE						
RUSHING	Att	Gain	TD	Lg		
Watson	14	57	0	11		
McLeary	14	39	2	20		
PASSING	Att	Comp	Int	Yds	TD	Lg
Scott	40	22	2	288	1	46
RECEIVING	No	Yds	TD	Lg		
Thompson	9	125	0	25		

AIR FORCE						
RUSHING	Att	Gain	TD	Lg		
Bream	16	16	0	6		
PASSING	Att	Comp	Int	Yds	TD	Lg
Parker	46	23	4	239	1	27
RECEIVING	No	Yds	TD	Lg		
Bassa	10	114	1	27		
Bolen	6	60	0	22		

1971 LIBERTY BOWL

TENNESSEE	7	0	0	7	-	14
ARKANSAS	0	7	0	6	-	13

Dec. 20, 1971

MEMPHIS — Late in the fourth quarter, Arkansas looked to be a sure winner of the 1971 Liberty Bowl game only to see that Tennessee had enough left in the tank to grab an improbable victory.

A packed house at the Liberty Bowl that was nearly evenly divided in its loyalties saw the two schools battle for the first time since 1907 on a cold December evening.

Leading 13-7 and apparently dominating the game, the Razorbacks had a potential game-winning field goal nullified by a penalty. A series later, the Hogs lost a fumble after a completed pass at their 36.

The Vols struck quickly for the winning score, just as Gen. Neyland's game maxims had said. Quarterback Jim Maxwell, pressed into service in the Tulsa game earlier in the season and undefeated as a starter, hit tight end Gary Theiler to the Arkansas 19.

Fullback Curt Watson, "The Crossville Comet," who was closing out a brilliant career in Orange and White, finished the drive with a 17-yard touchdown run. George Hunt's extra point was the margin of victory. Eddie Brown had an interception on the ensuing series to seal the deal.

The narrow victory enabled the Vols to finish No. 9 in both national polls and finish 10-2 for the second year in a row.

SCORING SUMMARY

TENN — Rudder 2 run (Hunt kick)

ARK — Hodge 36 pass from Ferguson (McClard kick)

ARK — McClard 19 FG

ARK — McClard 30 FG

TENN — Watson 17 run (Hunt kick)

TEAM STATISTICS		TENN	ARK
First Downs		15	22
Rushes-Yards		34-97	46-167
Passing Yards		142	200
Passes (Att.-Comp.-Int.)		21-11-3	28-18-3
Total Offensive Plays		55	74
Total Offensive Yards		239	367
Fumbles-Lost		1-1	2-2
Penalties-Yards		7-73	6-85
Punts-Average		5-43.8	3-43.6

TENNESSEE						
RUSHING	Att	Gain	TD	Lg		
Chancey	12	34	0	9		
Watson	11	39	1	17		
PASSING	Att	Comp	Int	Yds	TD	Lg
Maxwell	20	10	3	120	0	26
RECEIVING	No	Yds	TD	Lg		
Theiler	3	53	0	22		
Love	3	37	0	22		

ARKANSAS						
RUSHING	Att	Gain	TD	Lg		
Saint	17	71	0	11		
PASSING	Att	Comp	Int	Yds	TD	Lg
Ferguson	28	18	3	200	1	36
RECEIVING	No	Yds	TD	Lg		
Hodge	6	75	1	36		

BOWL RECAPS

1972 BLUEBONNET BOWL

TENNESSEE	14	10	0	0	-	24
LSU	3	0	7	7	-	17

Dec. 30, 1972

HOUSTON — Condredge Holloway turned in his most electrifying performance of the season, completing 11 of 19 passes for 94 yards and rushing for 74 yards on 19 carries, to lead the Vols past SEC rival LSU 24-17 in the 1972 Astro-Bluebonnet Bowl.

Holloway, who was named the game's outstanding player, led the Vols to a 24-3 halftime lead, scoring twice and throwing a touchdown pass to tight end Jimmy Young. Known as the "Artful Dodger," Holloway kept the Tigers off balance the first 30 minutes and left Vol fans wondering what might be ahead for the diminutive signal-caller.

Things got tense for the Vols in the second half as LSU All-America quarterback Bert Jones led the Tigers to two second half scores. Jones was threatening a third when All-America and senior defensive back Conrad Graham cleanly broke up a fourth down pass at the Vol 10 to preserve the victory.

Tennessee's Carl Johnson was named the defensive player of the game. The game finished a 31-5 composite record for the Vol senior class.

SCORING SUMMARY

LSU — Jackson 29 FG
 TENN — Young 6 pass from Holloway (Townsend kick)
 TENN — Holloway 15 run (Townsend kick)
 TENN — Townsend 33 FG
 TENN — Holloway 10 run (Townsend kick)
 LSU — Jones 2 run (Jackson kick)
 LSU — Davis 1 run (Jackson kick)

TEAM STATISTICS		TENN	LSU
First Downs		17	18
Rushes-Yards		41-179	52-187
Passing Yards		94	90
Passes (Att.-Comp.-Int.)		19-11-1	20-7-1
Total Offensive Plays		60	72
Total Offensive Yards		273	277
Fumbles-Lost		0-0	1-0
Penalties-Yards		4-35	3-35
Punts-Average		6-41.2	5-37.0

TENNESSEE							
RUSHING	Att	Gain	Lost	Net	TD	Lg	
Holloway	19	96	22	74	2	11	
Chancey	13	73	0	73	0	9	
PASSING	Att	Comp	Int	Yds	TD	Lg	
Holloway	19	11	1	94	1	21	
RECEIVING	No	Yds	TD	Lg			
Stanback	4	41	0	14			

LSU							
RUSHING	Att	Gain	Lost	Net	TD	Lg	
Davis	16	89	1	88	1	15	
PASSING	Att	Comp	Int	Yds	TD	Lg	
Jones	19	7	0	90	0	22	
RECEIVING	No	Yds	TD	Lg			
Boyd	2	33	0	20			

1973 GATOR BOWL

TEXAS TECH	7	7	7	7	-	28
TENNESSEE	0	3	10	6	-	19

Dec. 29, 1973

JACKSONVILLE, Fla. — Tennessee and Texas Tech gave the 62,000-plus fans on hand an exciting offensive show that was another in a series of 1973 games that went down to the wire before a winner was determined. This time, however, it was Texas Tech jumping to an early lead and hanging on for a 28-19 victory.

Texas Tech jumped to a 14-0 lead on the running and passing of quarterback Joe Barnes and led 14-3 at the half as Ricky Townsend got the Vols on the board with a 30-yard field goal.

Haskel Stanback led the Vols' second-half rally, running for one touchdown and catching a pass from Condredge Holloway for another. The Vols closed to 21-19, but misfired on a two-point conversion and a field goal before a long run and subsequent touchdown put the game away for the Red Raiders.

Stanback gained 95 yards in 19 carries and was named Tennessee's outstanding player.

SCORING SUMMARY

TECH — Barnes 7 run (Grimes kick)
 TECH — Williams 79 pass from Barnes (Grimes kick)
 TENN — Townsend 30 FG
 TENN — Stanback 5 run (Townsend kick)
 TECH — Tillman 7 pass from Barnes (Grimes kick)
 TENN — Townsend 37 FG
 TENN — Stanback 7 pass from Holloway (Pass failed)
 TECH — Isaac 3 run (Grimes kick)

TEAM STATISTICS		TENN	TECH
First Downs		18	19
Rushes-Yards		49-153	55-276
Passing Yards		190	154
Passes (Att.-Comp.-Int.)		28-17-1	11-8-0
Total Offensive Plays		77	66
Total Offensive Yards		343	430
Fumbles-Lost		1-1	3-2
Penalties-Yards		1-3	5-55
Punts-Average		4-40.5	6-40.9

TENNESSEE							
RUSHING	Att	Gain	TD	Lg			
Stanback	19	95	0	9			
PASSING	Att	Comp	Int	Yds	TD	Lg	
Holloway	27	17	1	190	1	27	
RECEIVING	No	Yds	TD	Lg			
Yarbrough	4	28	0	9			

TEXAS TECH							
RUSHING	Att	Gain	TD	Lg			
Isaac	19	67	1	14			
PASSING	Att	Comp	Int	Yds	TD	Lg	
Barnes	11	8	0	154	2	79	
RECEIVING	No	Yds	TD	Lg			
Williams	3	94	1	79			

1974 LIBERTY BOWL

TENNESSEE	0	0	0	7	-	7
MARYLAND	0	3	0	0	-	3

Dec. 16, 1974

MEMPHIS — Two Vol sophomores teamed up for the winning score in the 1974 Liberty Bowl. Randy Wallace, subbing for the injured Condredge Holloway, threw an 11-yard touchdown pass to Larry Seivers, who outleaped two defenders with 2:44 left in the game to subdue the Terps 7-3.

Led by All-America tackle Randy White, Maryland had kept the Vols bottled up throughout the cold December night in Memphis. The Terps got a second quarter field goal and almost made it stand up.

Mike Gayles, who gained 106 yards in 17 carries, was named the Vols' outstanding offensive player. Defensive end Ron McCartney was the Vols' defensive standout.

SCORING SUMMARY

UM — Mike-Meyer 28 FG
 TENN — Seivers 11 pass from Wallace (Townsend kick)

TEAM STATISTICS		TENN	MD
First Downs		15	16
Rushes-Yards		54-173	42-108
Passing Yards		65	158
Passes (Att.-Comp.-Int.)		16-7-0	24-15-2
Total Offensive Plays		70	66
Total Offensive Yards		238	266
Fumbles-Lost		4-2	3-3
Penalties-Yards		8-69	4-63
Punts-Average		7-39.1	6-41.0

TENNESSEE							
RUSHING	Att	Gain	TD	Lg			
Gayles	17	106	0	17			
PASSING	Att	Comp	Int	Yds	TD	Lg	
Holloway	15	6	0	54	0	14	
RECEIVING	No	Yds	TD	Lg			
Seivers	4	38	1	14			

MARYLAND							
RUSHING	Att	Gain	TD	Lg			
Carter	22	65	0	16			
PASSING	Att	Comp	Int	Yds	TD	Lg	
Avellini	22	15	2	158	0	28	
RECEIVING	No	Yds	TD	Lg			
Carter	6	68	0	28			

BOWL RECAPS

1979 BLUEBONNET BOWL

PURDUE	0	14	7	6	-	27
TENNESSEE	0	0	6	16	-	22

Dec. 31, 1979

HOUSTON — Tennessee, making its first bowl appearance in five years, saw a gutty second half comeback fall short in the waning moments of the fourth quarter. Trailing 21-0 in the third quarter, the Vols rallied to take the lead 22-21 late in the fourth quarter. But Purdue quarterback Mark Herrmann threw the game-winner, a 17-yard toss to Charley Young, with just 1:30 remaining.

The Vols' comeback was triggered by an 8-yard Jimmy Streater pass to halfback Glenn Ford. The second Vol touchdown came on a pass from wingback Phil Ingram to tailback James Berry. When Hubert Simpson scored the two-pointer, the Vols were back in the game. The Vols took the lead as Simpson scored catching the two-point conversion.

All-America defensive back Roland James was the Defensive Player of the Game, with eight unassisted tackles and a 19-yard punt return to his credit. Streater finished with 270 yards rushing and passing.

SCORING SUMMARY

PURDUE — McCall 6 run (Seibel kick)
 PURDUE — Berrell 12 pass from Herrmann (Seibel kick)
 PURDUE — Young 12 pass from Herrmann (Seibel kick)
 TENN — Ford 8 pass from Streater (Pass failed)
 TENN — Berry 15 pass from Ingram (Simpson run)
 TENN — Simpson 1 run (Simpson pass from Streater)
 PURDUE — Young 17 pass from Herrmann (Pass failed)

TEAM STATISTICS	TENN	PUR
First Downs	19	31
Rushes-Yards	41-146	53-180
Passing Yards	234	303
Passes (Att.-Comp.-Int.)	36-17-3	39-21-0
Total Offensive Plays	77	92
Total Offensive Yards	380	483
Fumbles-Lost	3-2	2-1
Penalties-Yards	7-56	3-25
Punts-Average	6-38.0	7-43.6

TENNESSEE

RUSHING	Att	Gain	TD	Lg		
Simpson	16	47	1	9		
PASSING	Att	Comp	Int	Yds	TD	Lg
Streater	34	16	3	219	1	56
RECEIVING	No	Yds	TD	Lg		
Gault	4	22	0	8		

PURDUE

RUSHING	Att	Gain	TD	Lg		
McCall	18	91	1	15		
PASSING	Att	Comp	Int	Yds	TD	Lg
Herrmann	39	21	0	303	3	38
RECEIVING	No	Yds	TD	Lg		
Burrell	8	144	1	32		

1981 GARDEN STATE BOWL

TENNESSEE	13	8	0	7	-	28
WISCONSIN	7	0	0	14	-	21

Dec. 13, 1981

EAST RUTHERFORD, N.J. — Steve Alatorre completed 24 of 42 passes for 315 yards and one touchdown as the Vols defeated Wisconsin 28-21.

After Wisconsin went ahead 7-3 in the first quarter, Willie Gault returned the ensuing kickoff 87 yards for a touchdown and the Vols were never headed. Alatorre hit wide receiver Anthony Hancock, who made 11 catches on the day, with a 43-yard scoring strike and the Vols led 21-7 at the half. The Vol defense did its part with two first-half interceptions.

Wisconsin's Randy Wright kept the Badgers in the game in the second half, throwing two touchdown passes, but Alatorre's 6-yard run in the fourth quarter proved to be the difference.

Both Alatorre and Hancock made their final Vol game their best. Alatorre was named the game's outstanding player. Defensively, tackle Reggie White led the Vols.

SCORING SUMMARY

TENN — Reveiz 22 FG
 WIS — Cole 3 run (Doran kick)
 TENN — Gault 87 kickoff return (Reveiz kick)
 TENN — Reveiz 44 FG
 TENN — Hancock 43 pass from Alatorre (Cofer pass from Alatorre)
 WIS — Nault 6 pass from Wright (Doran kick)
 TENN — Alatorre 6 run (Reveiz kick)
 WIS — McFadden 11 pass from Wright (Doran kick)

TEAM STATISTICS	TENN	WIS
First Downs	27	22
Rushes-Yards	43-89	39-177
Passing Yards	315	212
Passes (Att.-Comp.-Int.)	42-24-0	37-14-3
Total Offensive Plays	85	76
Total Offensive Yards	404	389
Fumbles-Lost	4-0	1-1
Penalties-Yards	8-84	6-73
Punts-Average	6-45.2	6-36.7

TENNESSEE

RUSHING	Att	Gain	Lost	Net	TD	Lg
Berry	10	44	0	44	0	11
PASSING	Att	Comp	Int	Yds	TD	Lg
Alatorre	42	24	0	315	1	43
RECEIVING	No	Yds	TD	Lg		
Hancock	11	196	1	43		

WISCONSIN

RUSHING	Att	Gain	Lost	Net	TD	Lg
Cole	9	39	0	39	1	9
PASSING	Att	Comp	Int	Yds	TD	Lg
Wright	21	9	1	123	2	27
RECEIVING	No	Yds	TD	Lg		
Nault	5	85	1	27		

1982 PEACH BOWL

IOWA	0	21	7	0	-	28
TENNESSEE	7	0	12	3	-	22

Dec. 31, 1982

ATLANTA — Iowa built a 21-7 first half lead, keyed by three Chuck Long touchdown passes, and weathered a second half Vol rally to win the 1982 Peach Bowl 28-22.

Tennessee's second-half comeback was led by quarterback Alan Cockrell and running backs Chuck Coleman and Doug Furnas. The Vols came off the mat to register two touchdowns and a field goal to close to 28-22 late in the fourth quarter.

With the clock winding down, the outcome hinged on two short yardage plays the Hawkeyes stopped at their 7. On third-and-2, Cockrell's pass was deflected. On fourth down, the Vol signal-caller was stopped short on a counter-option.

Cockrell completed 22 of 41 passes for 221 yards and one touchdown and was named Tennessee's Outstanding Player by CBS broadcasters.

SCORING SUMMARY

TENN — Cockrell 6 run (Reveiz kick)
 IOWA — Moriz 57 pass from Long (Nichol kick)
 IOWA — Harmon 18 pass from Long (Nichol kick)
 IOWA — Harmon 8 pass from Long (Nichol kick)
 TENN — Coleman 10 run (Kick blocked)
 IOWA — Phillips 2 run (Nichol kick)
 TENN — Gault 19 pass from Cockrell (Pass failed)
 TENN — Reveiz 27 FG

TEAM STATISTICS	TENN	IOWA
First Downs	23	24
Rushes-Yards	38-154	43-110
Passing Yards	221	304
Passes (Att.-Comp.-Int.)	41-22-0	26-19-1
Total Offensive Plays	79	69
Total Offensive Yards	375	414
Fumbles-Lost	2-1	1-1
Penalties-Yards	7-47	3-30
Punts-Average	5-45.2	5-34.6
Time of Possession	30:55	29:05

TENNESSEE

RUSHING	Att	Gain	Lost	Net	TD	Lg
Furnas	12	52	0	52	0	16
PASSING	Att	Comp	Int	Yds	TD	Lg
Cockrell	41	22	0	221	1	22
RECEIVING	No	Yds	TD	Lg		
Wilson	7	62	0	15		

IOWA

RUSHING	Att	Gain	Lost	Net	TD	Lg
Gill	16	78	8	70	0	15
PASSING	Att	Comp	Int	Yds	TD	Lg
Long	26	19	1	304	3	57
RECEIVING	No	Yds	TD	Lg		
Moritz	8	168	1	57		

BOWL RECAPS

1983 FLORIDA CITRUS BOWL

TENNESSEE	7	3	6	14	-	30
MARYLAND	3	6	11	3	-	23

Dec. 17, 1983

ORLANDO, Fla. — The Vols closed out their finest season since 1972, scoring two fourth quarter TDs to defeat Maryland 30-23, before a sellout crowd of 50,500 and millions more on Mizlou.

Johnnie Jones and Alan Cockrell were the Vols' offensive standouts. Jones gained 154 yards on 29 carries and tallied twice, part of the Vols 201-yard ground attack. Cockrell completed 16 of 23 passes for 185 yards and one touchdown. Clyde Duncan caught six passes for 59 yards and Lenny Taylor caught four for 68 yards and one touchdown.

The Vols were led on defense by linebacker Alvin Toles, who recovered a fumble and intercepted a pass, both efforts leading to Vol scores. The Vols also held the Terrapins to 95 yards on the ground.

The Vols finished the year No. 15 by *The New York Times*, No. 17 by *USA Today* and No. 14 by *Sports Illustrated*.

SCORING SUMMARY

UM — Atkinson 18 FG
TENN — Taylor 12 pass from Cockrell (Reveiz kick)
UM — Atkinson 48 FG
UM — Atkinson 31 FG
TENN — Reveiz 25 FG
UM — Atkinson 22 FG
TENN — Henderson 19 run (Pass failed)
UM — Badjanek 3 run (Badjanek run)
TENN — Jones 1 run (Reveiz kick)
TENN — Jones 2 run (Reveiz kick)
UM — Atkinson 26 FG

TEAM STATISTICS	TENN	MD
First Downs	25	17
Rushes-Yards	49-201	34-95
Passing Yards	185	253
Passes (Att.-Comp.-Int.)	23-16-1	28-18-1
Total Offensive Plays	72	62
Total Offensive Yards	386	348
Fumbles-Lost	1-1	3-1
Penalties-Yards	1-5	6-32
Punts-Average	1-47.0	0-0
Time of Possession	30:12	29:48

TENNESSEE

RUSHING	Att	Gain	Lost	Net	TD	Lg
Jones	29	154	0	154	2	19
PASSING	Att	Comp	Int	Yds	TD	Lg
Cockrell	23	16	1	185	1	25
RECEIVING	No	Yds	TD	Lg		
Duncan	6	59	0	21		

MARYLAND

RUSHING	Att	Gain	Lost	Net	TD	Lg
Joyner	17	58	0	58	0	7
PASSING	Att	Comp	Int	Yds	TD	Lg
Reich	22	14	1	192	0	30
RECEIVING	No	Yds	TD	Lg		
Davis	4	66	0	28		
Joyner	4	65	0	30		

1984 SUN BOWL

MARYLAND	0	0	22	6	-	28
TENNESSEE	10	11	6	0	-	27

Dec. 22, 1984

EL PASO, Texas — Maryland, trailing 21-0 after the first half, scored 22 points in the third quarter and grimly held on for a 28-27 victory in the 1984 Sun Bowl. The issue was in doubt until Maryland defensive back Keeta Covington jarred the ball loose from the Vols' Tony Robinson, just when the Vols looked to be in position to win on a last-second field goal attempt.

Tennessee jumped to the early lead on the running of tailback Johnnie Jones and the passing combo of Robinson to Tim McGee. Fuad Reveiz added two field goals and the Vols appeared in control.

Maryland reeled off 22 consecutive points in the third quarter, before Pete Panuska gave the Vols their last lead of the game, returning a Maryland kickoff 100 yards for the go-ahead score. Maryland's Rick Badjanek scored the game-winner with 2:28 left. But it remained for Covington to make his big play to secure the Maryland victory.

SCORING SUMMARY

TENN — Jones 2 run (Reveiz kick)
TENN — Reveiz 24 FG
TENN — Reveiz 52 FG
TENN — McGee 6 pass from Robinson (McGee pass from Robinson)
UM — Neal 57 run (Pass failed)
UM — Atkinson 23 FG
UM — Badjanek 1 run (Pass failed)
UM — Edmunds 40 pass from Reich (Atkinson kick)
TENN — Panuska 100 kickoff return (Pass failed)
UM — Badjanek 1 run (Pass failed)

TEAM STATISTICS	TENN	MD
First Downs	13	22
Rushes-Yards	34-148	54-229
Passing Yards	132	201
Passes (Att.-Comp.-Int.)	24-15-0	28-17-1
Total Offensive Plays	58	82
Total Offensive Yards	280	430
Fumbles-Lost	2-2	2-2
Penalties-Yards	6-49	8-63
Punts-Average	5-42.4	4-47.0
Sacks By-Yards	7-53	1-6
Time of Possession	24:03	35:57

TENNESSEE

RUSHING	Att	Gain	Lost	Net	TD	Lg
Jones	16	72	3	69	1	10
PASSING	Att	Comp	Int	Yds	TD	Lg
Robinson	24	15	0	132	1	21
RECEIVING	No	Yds	TD	Lg		
McGee	6	66	1	21		

MARYLAND

RUSHING	Att	Gain	Lost	Net	TD	Lg
Badanjek	21	93	3	90	2	10
PASSING	Att	Comp	Int	Yds	TD	Lg
Reich	28	17	1	201	1	40
RECEIVING	No	Yds	TD	Lg		
Hill	4	69	0	35		

1986 SUGAR BOWL

TENNESSEE	0	14	14	7	-	35
MIAMI (FLA.)	7	0	0	0	-	7

Jan. 1, 1986

NEW ORLEANS — Tennessee rang in 1986 in grand fashion, taking a 35-7 decision over the Miami Hurricanes in the 52nd Sugar Bowl. A crowd of 77,432 saw the Vols spot the Hurricanes an early 7-0 lead, but, after Daryl Dickey and Jeff Smith hooked up for a 6-yard touchdown pass early in the second quarter, the Vols were completely in control.

The Vols took the lead late in the first half when wide receiver Tim McGee corralled a Vol fumble in the end zone. They extended their lead in the third quarter as fullback Sam Henderson scored from 1-yard out after Darrin Miller's fumble recovery gave the Vols the ball at the Miami 32. After a Miami punt, Tennessee's Jeff Powell brought Vol fans to their feet, sprinting 60 yards for another Vol touchdown. All-America defensive back Chris White intercepted Miami quarterback Vinny Testaverde in the fourth quarter to set up a 6-yard scoring run by Charles Wilson.

The win evened the Vols' Sugar Bowl mark at 3-3. Dickey, who completed 15 of 25 passes for 131 yards and one touchdown, was named the game's outstanding player.

SCORING SUMMARY

MIAMI — Irvin 18 pass from Testaverde (Cox kick)
TENN — Smith 6 pass from Dickey (Reveiz kick)
TENN — McGee recovered fumble in end zone (Reveiz kick)
TENN — Henderson 1 run (Reveiz kick)
TENN — Powell 60 run (Reveiz kick)
TENN — Wilson 6 run (Reveiz kick)

TEAM STATISTICS	TENN	MIA
First Downs	16	22
Rushes-Yards	43-211	30-95
Passing Yards	131	237
Passes (Att.-Comp.-Int.)	25-15-1	44-23-4
Total Offensive Plays	68	74
Total Offensive Yards	342	269
Fumbles-Lost	2-1	5-2
Penalties-Yards	11-125	15-120
Punts-Average	6-39.1	6-37.6
Sacks By-Yards	7-84	1-7
Time of Possession	31:01	28:59

TENNESSEE

RUSHING	Att	Gain	Lost	Net	TD	Lg
Powell	11	104	2	102	1	60
PASSING	Att	Comp	Int	Yds	TD	Lg
Dickey	25	15	1	131	1	30
RECEIVING	No	Yds	TD	Lg		
McGee	7	94	0	30		

MIAMI

RUSHING	Att	Gain	Lost	Net	TD	Lg
Williams	8	45	2	43	0	11
PASSING	Att	Comp	Int	Yds	TD	Lg
Testaverde	36	20	3	217	1	47
RECEIVING	No	Yds	TD	Lg		
Irvin	5	91	1	47		

BOWL RECAPS

1986 LIBERTY BOWL

TENNESSEE	7	7	0	7	-	21
MINNESOTA	0	3	10	6	-	14

Dec. 29, 1986

MEMPHIS — Jeff Francis threw three touchdown passes and the Vol defense shut down Minnesota when it had to, leading Tennessee to a 21-14 victory over Minnesota in the 28th Liberty Bowl.

The Vols jumped to a 14-3 halftime lead as Francis threw touchdown passes to wide receiver Joey Clinkscales and fullback William Howard. Minnesota got a late field goal from Chip Lohmiller and trailed 14-3 at the half.

The Gophers dominated the third period, getting a touchdown from quarterback Rickey Foggie on a fourth-down option play. Freshman Darrell Thompson's two-point conversion run put Minnesota back in the game. Another field goal from Lohmiller in the fourth quarter knotted the count.

The Vols roared back for the clinching score, as Francis hit Nate Middlebrooks and Anthony Miller to move deep into Minnesota territory. On third-and-3, he hit Clinkscales for the game-winner in the left corner of the end zone. The Vol defense shut down Foggie and Minnesota the rest of the way and rang up UT's third Liberty Bowl victory in as many tries.

SCORING SUMMARY

TENN — Clinkscales 18 pass from Francis (Revez kick)
 TENN — Howard 23 pass from Francis (Revez kick)
 MINN — Lohmiller 27 FG
 MINN — Foggie 11 run (Thompson run)
 MINN — Lohmiller 25 FG
 TENN — Clinkscales 15 pass from Francis (Revez kick)

TEAM STATISTICS	TENN	MINN
First Downs	17	20
Rushes-Yards	29-81	47-238
Passing Yards	243	136
Passes (Att.-Comp.-Int.)	31-22-0	25-10-0
Total Offensive Plays	60	72
Total Offensive Yards	324	386
Fumbles-Lost	4-1	2-2
Penalties-Yards	5-49	5-30
Punts-Average	5-38.4	3-39.7
Sacks By-Yards	1-4	1-8
Time of Possession	28:40	31:20

TENNESSEE						
RUSHING	Att	Gain	Lost	Net	TD	Lg
Howard	16	68	5	63	0	10
PASSING	Att	Comp	Int	Yds	TD	Lg
Francis	31	22	0	243	3	27
RECEIVING	No	Yds	TD	Lg		
Clinkscales	7	72	2	18		
Miller	6	72	0	27		

MINNESOTA						
RUSHING	Att	Gain	Lost	Net	TD	Lg
Thompson	25	139	3	136	0	21
PASSING	Att	Comp	Int	Yds	TD	Lg
Foggie	25	10	0	136	0	44
RECEIVING	No	Yds	TD	Lg		
Anderson	3	31	0	15		

1988 PEACH BOWL

TENNESSEE	14	7	0	6	-	27
INDIANA	3	7	6	6	-	22

Jan. 2, 1988

ATLANTA — Tennessee closed the 1987 season the way it began it way back in August, posting a come-from-behind win over a Big Ten rival. This time the Indiana Hoosiers were the victim, as the Vols rallied once again in the fourth quarter for a 27-22 victory.

A record Peach Bowl crowd of 58,737 saw the Vols explode to a 21-3 lead early in the second quarter as quarterback Jeff Francis led three scoring drives and threw TD passes to Anthony Miller and Terence Cleveland. Indiana rallied in the second half and led 22-21 late in the fourth quarter. But the Vol defense stiffened and Francis and his offensive mates got the ball at the Hoosier 40.

The Vols took it for the winning score as Francis scrambled for a crucial first down and Cobb got the game-winner from 9 yards out. Charles Kimbrough's interception sealed the Vols' first win in two Peach Bowl tries.

SCORING SUMMARY

TENN — Cobb 6 run (Reich kick)
 IND — Stoyanovich 52 FG
 TENN — Miller 45 pass from Francis (Reich kick)
 TENN — Cleveland 15 pass from Francis (Reich kick)
 IND — Jones 43 pass from Schnell (Stoyanovich kick)
 IND — Thompson 12 run (Pass failed)
 IND — Jorden 12 run (Pass failed)
 TENN — Cobb 9 run (Pass failed)

TEAM STATISTICS	TENN	IND
First Downs	26	16
Rushes-Yards	52-244	31-96
Passing Yards	230	218
Passes (Att.-Comp.-Int.)	27-21-0	33-18-2
Total Offensive Plays	79	64
Total Offensive Yards	474	314
Fumbles-Lost	2-2	0-0
Penalties-Yards	5-35	4-37
Punts-Average	2-36.5	6-30.6
Time of Possession	33:19	26:41

TENNESSEE						
RUSHING	Att	Gain	Lost	Net	TD	Lg
Cobb	21	151	5	146	2	43
PASSING	Att	Comp	Int	Yds	TD	Lg
Francis	26	20	0	225	2	45
RECEIVING	No	Yds	TD	Lg		
Miller	5	78	1	45		

INDIANA						
RUSHING	Att	Gain	Lost	Net	TD	Lg
Thompson	18	73	6	67	1	17
PASSING	Att	Comp	Int	Yds	TD	Lg
Schnell	33	18	2	218	1	43
RECEIVING	No	Yds	TD	Lg		
Jones	7	150	1	43		

1990 COTTON BOWL

TENNESSEE	3	14	14	0	-	31
ARKANSAS	6	0	7	14	-	27

Jan. 1, 1990

DALLAS — Tennessee finished with its finest season record since 1970 by taking a hard-fought 31-27 decision over the Southwest Conference champion Razorbacks.

The Vols, paced by the running of Offensive MVP Chuck Webb and an opportunistic defense, raced to a 31-13 lead after three periods, but the Hogs stormed back to close the margin before Alvin Harper recovered an onside kick attempt with 1:23 left on the clock and the Vols were able to run out the clock.

UT had parlayed a field goal by Greg Burke, two TDs by Webb, one on a 78-yard run down the near sideline, an 84-yard pass from Andy Kelly to Anthony Morgan and a 1-yard toss from Kelly to Greg Amsler to take the lead.

Martin Williams and Tracy Hayworth recovered fumbles to blunt two Arkansas drives and Defensive MVP Carl Pickens intercepted an Arkansas pass to stop another drive. Kacy Rodgers made a big play in the fourth quarter, stopping Arkansas tailback Barry Foster on fourth-and-1 at the Vol 9.

SCORING SUMMARY

TENN — Burke 23 FG
 ARK — Foster 1 run (Run failed)
 TENN — Morgan 84 pass from Kelly (Burke kick)
 TENN — Webb 1 run (Burke kick)
 TENN — Amsler 1 pass from Kelly (Burke kick)
 ARK — Rouse 1 run (Wright kick)
 TENN — Webb 78 run (Burke kick)
 ARK — Foster 1 run (Foster run)
 ARK — Winston 67 pass from Grovey (Pass failed)

TEAM STATISTICS	TENN	ARK
First Downs	16	31
Rushes-Yards	38-320	72-361
Passing Yards	150	207
Passes (Att.-Comp.-Int.)	23-9-2	22-12-1
Total Offensive Plays	61	94
Total Offensive Yards	470	568
Fumbles-Lost	0-0	3-2
Penalties-Yards	4-36	3-20
Punts-Average	5-39.0	3-44.3
Time of Possession	22:17	37:43

TENNESSEE						
RUSHING	Att	Gain	Lost	Net	TD	Lg
Webb	26	250	0	250	2	78
PASSING	Att	Comp	Int	Yds	TD	Lg
Kelly	23	9	2	150	2	84
RECEIVING	No	Yds	TD	Lg		
Morgan	2	96	1	84		
Harper	2	28	0	19		

ARKANSAS						
RUSHING	Att	Gain	Lost	Net	TD	Lg
Rouse	22	145	11	134	1	29
Foster	22	103	0	103	2	18
PASSING	Att	Comp	Int	Yds	TD	Lg
Grovey	22	12	1	207	1	67
RECEIVING	No	Yds	TD	Lg		
Russell	7	105	0	28		

BOWL RECAPS

1991 SUGAR BOWL

TENNESSEE	0	0	3	20	-	23
VIRGINIA	9	7	0	6	-	22

Jan. 1, 1991

NEW ORLEANS — Tennessee concluded its 100-year anniversary season and longest in Vol history with a come-from-behind victory in the 57th Sugar Bowl Classic at the Louisiana Superdome. The Vols concluded a 9-2-2 season.

The Vols trailed for the first 59:29, but won the game when Tony Thompson, who rushed for 151 yards, hurdled the line for a score from 1 yard out. Thompson's score climaxed a Sugar Bowl record-setting 20-point fourth quarter.

Leading 16-3, Virginia looked poised to put the game away late in the third quarter. But Floyd Miley intercepted a Shawn Moore pass at the Vol 6 and the rally was on. Andy Kelly, voted the game's most outstanding player, led three drives for scores and Dale Carter intercepted a last-gasp Virginia pass to gain the victory.

Thompson scored twice in the fourth quarter rally and Kelly found Carl Pickens wide open for the other score.

Carter had two interceptions for his night's work and linebacker Darryl Hardy had eight tackles and four broken-up passes.

SCORING SUMMARY

VA — Steele 10 run (Kick blocked)
 VA — McInerney 22 FG
 VA — Kirby 1 run (McInerney kick)
 TENN — Burke 27 FG
 TENN — Thompson, 7 run (Burke kick)
 VA — McInerney 43 FG
 TENN — Pickens 15 pass from Kelly (Burke kick)
 VA — McInerney 44 FG
 TENN — Thompson 1 run (Pass failed)

TEAM STATISTICS	TENN	VA
First Downs	28	25
Rushes-Yards	38-191	58-287
Passing Yards	273	62
Passes (Att.-Comp.-Int.)	35-24-2	24-9-3
Total Offensive Plays	73	82
Total Offensive Yards	464	349
Fumbles-Lost	1-1	1-0
Penalties-Yards	5-65	5-30
Punts-Average	2-20.0	1-48.0
Sacks By-Yards	1-7	1-11
Time of Possession	23:32	36:28

TENNESSEE						
RUSHING	Att	Gain	Lost	Net	TD	Lg
Thompson	25	154	3	151	2	38
PASSING	Att	Comp	Int	Yds	TD	Lg
Kelly	35	24	2	273	1	29
RECEIVING	No	Yds	TD	Lg		
Moore	7	97	0	29		
Pickens	6	87	1	22		

VIRGINIA						
RUSHING	Att	Gain	Lost	Net	TD	Lg
Kirby	21	75	2	73	1	10
PASSING	Att	Comp	Int	Yds	TD	Lg
S. Moore	22	9	2	62	0	11
RECEIVING	No	Yds	TD	Lg		
Kirby	4	27	0	9		

1992 FIESTA SUN BOWL

PENN STATE	7	0	14	21	-	42
TENNESSEE	10	0	7	0	-	17

Jan. 1, 1992

TEMPE, Ariz. — Tennessee appeared to be in the driver's seat of the 21st Fiesta Bowl, leading 17-7 midway in the third quarter, but Penn State ran off 35 unanswered points in just 7:49 to take the decision. Turnovers proved to be the Vols' undoing as four of the six Penn State scores came off Vol mistakes.

The Vols, who trailed 7-0 just 1:19 into the game, ran off 17 unanswered points of their own between the first and third quarters, but failed to take full advantage of the 441-226 yard statistical advantage. The Nittany Lions then reeled off 35 unanswered points of their own to seal the win.

James Stewart and Cory Fleming scored Vol touchdowns while John Becksvoort added two conversions and a 24-yard field goal. Stewart's score came after a 10-play, 62-yard drive in the first quarter. Fleming's came in the third quarter on a pass from Andy Kelly on which the Vol sophomore wideout made some nifty moves in the open field to score.

SCORING SUMMARY

PSU — Gash 10 pass from Sacca (Fayak kick)
 TENN — Stewart run 1 (Becksvoort kick)
 TENN — Becksvoort 24 FG
 TENN — Fleming 44 pass from Kelly (Becksvoort kick)
 PSU — LaBarca 3 pass from Sacca (Fayak kick)
 PSU — Brady 13 pass from Sacca (Fayak kick)
 PSU — Anderson 2 run (Fayak kick)
 PSU — Givens 23 fumble interception return (Fayak kick)
 PSU — McDuffie 37 pass from Sacca (Fayak kick)

TEAM STATISTICS	TENN	PSU
First Downs	25	12
Rushes-Yards	45-171	37-76
Passing Yards	270	150
Passes (Att.-Comp.-Int.)	43-21-1	28-11-0
Total Offensive Plays	88	65
Total Offensive Yards	441	226
Fumbles-Lost	5-3	0-0
Penalties-Yards	3-34	3-36
Punts-Average	6-36.3	9-47.9
Sacks By-Yards	4-25	3-20
Time of Possession	32:21	27:39

TENNESSEE						
RUSHING	Att	Gain	Lost	Net	TD	Lg
Stewart	15	86	2	84	1	13
Hayden	13	57	1	56	0	12
PASSING	Att	Comp	Int	Yds	TD	Lg
Kelly	40	20	1	273	1	44
RECEIVING	No	Yds	TD	Lg		
Pickens	8	100	0	28		

PENN STATE						
RUSHING	Att	Gain	Lost	Net	TD	Lg
Anderson	17	60	3	57	1	17
PASSING	Att	Comp	Int	Yds	TD	Lg
Sacca	28	11	0	150	4	37
RECEIVING	No	Yds	TD	Lg		
McDuffie	4	78	1	37		
Drayton	3	35	0	18		

1993 HALL OF FAME BOWL

TENNESSEE	14	0	17	7	-	38
BOSTON COLL.	0	7	0	16	-	23

Jan. 1, 1993

TAMPA, Fla. — Tennessee scored 14 points despite having the ball only 3:32 of the first quarter and added 24 more in the third and early fourth quarters to take a 38-23 decision over Boston College in the Hall of Fame Bowl at Tampa Stadium.

Game MVP Heath Shuler led the way, completing 18 of 23 passes for 245 yards and two touchdowns while scoring two himself. His TD passes went to Cory Fleming (27 yards) and Mose Phillips (69 yards). Shuler scored twice on runs of 1 and 14 yards. Jerry Colquitt threw a 48-yard scoring pass to Fleming and John Becksvoort added a field goal and five extra points. The Vols outgained the Eagles 450-371.

After a bad snap on BC's first punt of the game led to good field position at the BC 43, Shuler found Ron Davis down the left side for 42 yards and scored a play later on a keeper left. Fleming's first TD came on the Vols' next possession. The Vols' third quarter surge featured Shuler's second TD of the day and a Phillips' determined run for a score.

SCORING SUMMARY

TENN — Shuler 1 run (Becksvoort kick)
 TENN — Fleming 27 pass from Shuler (Becksvoort kick)
 BC — Mitchell 12 pass from Foley (Gordon kick)
 TENN — Shuler 14 run (Becksvoort kick)
 TENN — Becksvoort 25 FG
 TENN — Phillips 69 pass from Shuler (Becksvoort kick)
 TENN — Fleming 48 pass from Colquitt (Becksvoort kick)
 BC — Mitchell 17 pass from Foley (Mitchell pass from Foley)
 BC — D. Campbell 7 run (I. Boyd pass from Foley)

TEAM STATISTICS	TENN	BC
First Downs	20	22
Rushes-Yards	39-157	33-103
Passing Yards	293	268
Passes (Att.-Comp.-Int.)	26-19-0	47-23-1
Total Offensive Plays	65	80
Total Offensive Yards	450	371
Fumbles-Lost	1-1	1-0
Penalties-Yards	5-40	5-25
Punts-Average	4-41.3	5-37.0
Sacks By-Yards	4-30	1-5
Time of Possession	29:31	30:29

TENNESSEE						
RUSHING	Att	Gain	Lost	Net	TD	Lg
Garner	10	49	4	45	0	11
PASSING	Att	Comp	Int	Yds	TD	Lg
Shuler	23	18	0	245	2	69
RECEIVING	No	YDS	TD	LG		
Fleming	5	102	2	48		
Phillips	3	88	1	69		

BOSTON COLLEGE						
RUSHING	Att	Gain	Lost	Net	TD	Lg
Dukes	15	88	5	83	0	19
PASSING	Att	Comp	Int	Yds	TD	Lg
Foley	46	23	1	268	2	27
RECEIVING	No	Yds	TD	Lg		
Mitchell	9	100	2	19		

BOWL RECAPS

1994 FLORIDA CITRUS BOWL

PENN STATE	7	10	7	7	-	31
TENNESSEE	10	3	0	0	-	13

Jan. 1, 1994

ORLANDO, Fla. — Tennessee jumped to a 10-0 lead on its first two offensive series, but Penn State rallied from a 13-10 deficit late in the first half with 21 unanswered points to take a 31-13 decision in the 48th annual Florida Citrus Bowl.

Tennessee moved to a field goal on its first possession, one of two made by John Becksvoort on the day. The Vols scored a touchdown on their second foray into Penn State territory on a 19-yard pass from Heath Shuler to Cory Fleming, but could add only a Citrus Bowl record 50-yard field goal by Becksvoort the rest of the afternoon.

Penn State scored to take the lead for good just before halftime and added another score off a sustained drive after the opening kickoff of the second half to assume control of the game.

Charlie Garner rushed 16 times for 89 yards and Fleming caught seven passes for 101 yards. The Vols finished with a 9-2-1 overall record.

SCORING SUMMARY

TENN — Becksvoort 46 FG
TENN — Fleming 19 pass from Shuler (Becksvoort kick)
PSU — Carter 3 run (Fayak kick)
PSU — Fayak 19 FG
TENN — Becksvoort 50 FG
PSU — Carter 14 run (Fayak kick)
PSU — Brady 7 pass from Collins (Fayak kick)
PSU — Ingram 15 pass from Collins (Fayak kick)

TEAM STATISTICS	TENN	PSU
First Downs	16	20
Rushes-Yards	29-135	42-209
Passing Yards	213	162
Passes (Att.-Comp.-Int.)	44-23-1	24-15-1
Total Offensive Plays	73	66
Total Offensive Yards	348	371
Fumbles-Lost	0-0	0-0
Penalties-Yards	10/79	4/30
Punts-Average	6-44.2	6-32.0
Sacks By-Yards	4-20	1-7
Time of Possession	29:47	30:13

TENNESSEE						
RUSHING	Att	Gain	Lost	Net	TD	Lg
Garner	16	91	2	89	0	18
PASSING	Att	Comp	Int	Yds	TD	Lg
Shuler	42	22	1	205	1	27
RECEIVING	No	Yds	TD	Lg		
Fleming	7	101	1	27		

PENN STATE						
RUSHING	Att	Gain	Lost	Net	TD	Lg
Carter	21	112	4	108	1	15
PASSING	Att	Comp	Int	Yds	TD	Lg
Collins	24	15	1	162	2	36
RECEIVING	No	Yds	TD	Lg		
Ingram	7	107	1	36		

1994 GATOR BOWL

TENNESSEE	14	21	0	10	-	45
VA. TECH	0	10	6	7	-	23

Dec. 30, 1994

GAINESVILLE, Fla. — Tennessee bolted to a 35-10 halftime lead and coasted from there to take a 45-23 triumph over Virginia Tech in the 1994 Gator Bowl at Florida Field. A 21-point second quarter was the key as the Vols scored on five of seven first half possessions.

James Stewart scored three TDs and threw a 19-yard TD pass to Kendrick Jones. Peyton Manning threw a 36-yard TD pass to Marcus Nash and Jay Graham scored on a 1-yard run.

Tyrone Hines had an interception which led to the Vols' first score, and Shawn Summers had a 49-yard punt return that led to a Vol score in the fourth period.

Stewart, who was named the most outstanding player for the game, carried 22 times for 85 yards. Manning completed 12 of 19 passes for 189 yards. Joey Kent led the Vols with six receptions for 116 yards, 42 coming on a spectacular catch down the far boundary a play before Nash's TD grab.

SCORING SUMMARY

TENN — J. Stewart 1 run (Becksvoort kick)
TENN — Nash 36 pass from Manning (Becksvoort kick)
TENN — Graham 1 run (Becksvoort kick)
VT — Thomas 1 run (Williams kick)
TENN — J. Stewart 1 run (Becksvoort kick)
TENN — Jones 19 pass from J. Stewart (Becksvoort kick)
VT — Williams 28 FG
VT — DeShazo 7 run (kick failed)
TENN — J. Stewart 5 run (Becksvoort kick)
TENN — Becksvoort 19 FG
VT — Still 9 pass from Druckenmiller (Williams kick)

TEAM STATISTICS	TENN	VT
First Downs	18	22
Rushes-Yards	47-245	43-189
Passing Yards	250	237
Passes (Att.-Comp.-Int.)	23-16-0	38-23-2
Total Offensive Plays	70	81
Total Offensive Yards	495	426
Fumbles-Lost	0-0	5-1
Penalties-Yards	7-58	3-25
Punts-Average	5-43.6	5-43.4
Sacks By-Yards	0-0	2-16
Time of Possession	30:55	29:05

TENNESSEE						
RUSHING	Att	Gain	Lost	Net	TD	Lg
Stewart	22	87	2	85	3	18
PASSING	Att	Comp	Int	Yds	TD	Lg
Manning	19	12	0	189	1	42
RECEIVING	No	Yds	TD	Lg		
Kent	6	116	0	42		

VIRGINIA TECH						
RUSHING	Att	Gain	Lost	Net	TD	Lg
Thomas	19	103	1	102	1	27
DeShazo	11	50	11	39	1	13
PASSING	Att	Comp	Int	Yds	TD	Lg
DeShazo	30	17	2	140	0	25
RECEIVING	No	Yds	TD	Lg		
Still	5	79	1	25		
Holmes	5	45	0	16		

1996 FLORIDA CITRUS BOWL

TENNESSEE	0	7	7	6	-	20
OHIO STATE	7	0	0	7	-	14

Jan. 1, 1996

ORLANDO, Fla. — Jeff Hall kicked two fourth quarter field goals and the Vols defense held Ohio State in check as UT defeated the Buckeyes 20-14 on a rainy day in the Florida Citrus Bowl.

Jay Graham, the game's MVP, rushed for 154 yards, including a 69-yard scoring dash late in the first half that pulled the Vols even, 7-7, at halftime. Peyton Manning completed 20 of 35 passes for 182 yards and one touchdown. Joey Kent led the Vol receiving corps with seven catches for 109 yards, including a 47-yard scoring toss from Manning that gave UT a 14-7 advantage in the third quarter.

Hall's two field goals in the fourth quarter came after the Buckeyes had tied the game, 14-14. Tennessee's defense, which had stopped the Buckeyes on a second quarter fourth-and-inches at the 3-yard line, forced three turnovers in OSU's final four possessions.

UT held Ohio State, with Heisman winner Eddie George, to a season-low 89 yards on the ground.

The victory upped Tennessee's record to 11-1, its best since 1989 and propelled the Vols to a No. 2 finish in the final CNN/USA Today poll, UT's highest since 1967. The Vols were tabbed No. 3 in final Associated Press voting.

SCORING SUMMARY

OSU — George 2 run (Jackson kick)
TENN — Graham 69 run (Hall kick)
TENN — Kent 47 pass from Manning (Hall kick)
OSU — Dudley 32 pass from Hoying (Jackson kick)
TENN — Hall 29 FG
TENN — Hall 25 FG

TEAM STATISTICS	TENN	OSU
First Downs	15	17
Rushes-Yards	32-145	36-89
Passing Yards	182	246
Passes (Att.-Comp.-Int.)	35-20-0	38-19-1
Total Offensive Plays	67	74
Total Offensive Yards	327	335
Fumbles-Lost	1-1	5-3
Penalties-Yards	8-43	6-57
Punts-Average	9-34.2	7-48.1
Sacks By-Yards	2-12	3-15
Time of Possession	30:39	29:21

TENNESSEE						
RUSHING	Att	Gain	Lost	Net	TD	Lg
Graham	26	168	14	154	1	69
PASSING	Att	Comp	Int	Yds	TD	Lg
Manning	35	20	0	182	1	47
RECEIVING	No	Yds	TD	Lg		
Kent	7	109	1	47		

OHIO STATE						
RUSHING	Att	Gain	Lost	Net	TD	Lg
George	25	107	6	101	1	17
PASSING	Att	Comp	Int	Yds	TD	Lg
Hoying	38	19	1	246	1	32
RECEIVING	No	Yds	TD	Lg		
Glenn	7	95	0	21		
Dudley	5	106	1	32		

BOWL RECAPS

1997 FLORIDA CITRUS BOWL

TENNESSEE	21	10	7	10	-	48
NORTHWESTERN	0	21	0	7	-	28

Jan. 1, 1997

ORLANDO, Fla. — Tied 21-21 late in the second quarter, Tennessee scored the game's next 20 points and took a 48-28 victory over Big 10 co-champion Northwestern. Peyton Manning completed 27 of 39 passes for 408 yards to lead the Vol attack.

After the Wildcats had battled back from a 21-0 first quarter deficit to tie the game, Manning threw a 67-yard TD pass to Joey Kent and beat the clock for a Jeff Hall field goal on the final play of the half to give the Vols a 31-21 halftime lead. The Vols led 38-21 after Tyrone Hines' 30-yard interception return.

The Vols had jumped to a 21-0 lead in the first quarter on a 43-yard TD pass from Manning to Peerless Price, a 10-yard run for a score by Manning and another TD toss, this one from Manning to Kent from 11 yards out. Price caught six passes for 110 yards and Kent caught five for 122 yards. The Vols finished No. 9 overall in both polls.

SCORING SUMMARY

TENN — P. Price 43 pass from Manning (Hall kick)
 TENN — Manning 10 run (Hall kick)
 TENN — Kent 11 pass from Manning (Hall kick)
 NW — D. Autry 2 run (Gowins kick)
 NW — Musso 20 pass from Schnur (Gowins kick)
 NW — D. Autry 28 run (Gowins kick)
 TENN — Kent 67 pass from Manning (Hall kick)
 TENN — Hall 19 FG
 TENN — Hines 30 interception run (Hall kick)
 TENN — Hall 28 FG
 NW — Bates 22 pass from Schnur (Gowins kick)
 TENN — Moore 6 pass from Manning (Hall kick)

TEAM STATISTICS	TENN	NW
First Downs	29	22
Rushes-Yards	32-115	28-43
Passing Yards	408	242
Passes (Att.-Comp.-Int.)	39-27-0	51-27-4
Total Offensive Plays	71	79
Total Offensive Yards	523	285
Fumbles-Lost	4-2	1-1
Penalties-Yards	13-112	5-40
Punts-Average	4-35.8	6-37.3
Sacks By-Yards	3-31	3-23
Time of Possession	27:52	32:08

TENNESSEE

RUSHING	Att	Gain	Lost	Net	TD	Lg
Graham	14	81	2	79	0	14
PASSING	Att	Comp	Int	Yds	TD	Lg
Manning	39	27	0	408	4	67
RECEIVING	No	Yds	TD	Lg		
Price	6	110	1	43		
Kent	5	122	2	67		

NORTHWESTERN

RUSHING	Att	Gain	Lost	Net	TD	Lg
Autry	17	71	5	65	2	28
PASSING	Att	Comp	Int	Yds	TD	Lg
Schnur	45	25	3	228	2	22
RECEIVING	No	Yds	TD	Lg		
Bates	10	97	1	22		
Musso	10	91	1	20		

1998 ORANGE BOWL

NEBRASKA	7	7	21	7	-	42
TENNESSEE	0	3	6	8	-	17

Jan. 2, 1998

MIAMI — A 21-point third quarter proved pivotal as No. 2 Nebraska took a 42-17 win over No. 3 Tennessee in the Orange Bowl. The win vaulted the Cornhuskers to the No. 1 spot in the Coaches' Poll with a 13-0 record. Tennessee finished 11-2, the sixth 11-win season in school history, and earned seventh (AP) and eighth (ESPN/USA Today) place finishes. A crowd of 72,835 saw the first ever meeting between the two teams.

Peyton Manning and Tee Martin each threw TD passes: Manning's a 5-yarder to Peerless Price and Martin's a 3-yarder to Andy McCullough. Jeff Hall added a 44-yard field goal and Travis Stephens caught a two-point conversion pass from Martin.

Tennessee fell behind 14-0 before Hall's field goal in the second quarter and saw the game get away when Nebraska cranked up the ground game in the third quarter en route to scores on drives of 80, 73 and 80 yards. Tailback Jamal Lewis concluded a stellar freshman season, carrying 14 times for 90 yards and being named his team's MVP.

SCORING SUMMARY

NEB - Green 1 run (Brown kick)
 NEB - Wiggins 10 run (Brown kick)
 TENN - Hall 44 FG
 NEB - Frost 1 run (Brown kick)
 NEB - Frost 11 run (Brown kick)
 TENN - Price 5 pass from Manning (Pass failed)
 NEB - Green 22 run (Brown kick)
 NEB - Frost 9 run (Brown kick)
 TENN - McCullough 3 pass from Martin (Stephens pass from Martin)

TEAM STATISTICS	TENN	NEB
First Downs	16	30
Rushes-Yards	21-128	68-409
Passing Yards	187	125
Passes (Att.-Comp.-Int.)	35-25-1	12-9-0
Total Offensive Plays	56	80
Total Offensive Yards	315	534
Fumbles-Lost	2-2	3-2
Penalties-Yards	5-37	8-63
Punts-Average	6-52.3	4-39.0
Sacks By-Yards	0-0	1-9
Time of Possession	23:57	36:03

TENNESSEE

RUSHING	Att	Gain	Lost	Net	TD	Lg
Lewis	14	92	2	90	0	26
PASSING	Att	Comp	Int	Yds	TD	Lg
Manning	31	21	1	134	1	20
RECEIVING	No	Yds	TD	Lg		
Nash	5	53	0	20		

NEBRASKA

RUSHING	Att	Gain	Lost	Net	TD	Lg
Green	29	210	4	206	2	47
Frost	17	69	9	60	3	11
PASSING	Att	Comp	Int	Yds	TD	Lg
Frost	12	9	0	125	0	29
RECEIVING	No	Yds	TD	Lg		
Jackson	4	56	0	25		

1999 FIESTA BOWL - BCS CHAMPIONSHIP

TENNESSEE	0	14	0	9	-	23
FLORIDA STATE	0	9	0	7	-	16

Jan. 4, 1999

TEMPE, Ariz. — Tennessee won the 1998 national championship, the first for the Vols since 1951, and completed the school's first-ever 13-0 season with a 23-16 win over the No. 2 Seminoles. Tee Martin completed 11 of 18 passes for 278 yards and threw TD passes to Shawn Bryson and Peerless Price.

Price caught four passes for 199 yards, setting a Tennessee bowl receiving record in the process. A Fiesta Bowl record crowd of 84,470 saw the game, only the second meeting between the schools.

Bryson's TD reception came in the second quarter as it was followed by Dwayne Goodrich pilfering an FSU pass and returning 54 yards for a score which gave the Vols a 14-0 lead. Goodrich's TD run was the third of his career.

Florida State narrowed the margin to 14-9 at the half and the score remained that way until midway in the fourth quarter when Martin and Price hooked up for the pivotal 79-yard score, followed by a Seminole turnover and a Jeff Hall field goal.

Price was named the Offensive Player of the Game and Goodrich the Defensive Player of the Game.

SCORING SUMMARY

TENN - Bryson 4 pass from T. Martin (Hall kick)
 TENN - Goodrich 54 interception return (Hall kick)
 FSU - McCray 1 run (Kick failed)
 FSU - Janikowski 34 FG
 TENN - Price 79 pass from T. Martin (Kick blocked)
 TENN - Hall 23 FG
 FSU - Outzen 7 run (Janikowski kick)

TEAM STATISTICS	TENN	FSU
First Downs	16	13
Rushes-Yards	45-114	41-108
Passing Yards	278	145
Passes (Att.-Comp.-Int.)	19-11-2	22-9-2
Total Offensive Plays	64	63
Total Offensive Yards	392	253
Fumbles-Lost	3-2	4-1
Penalties-Yards	9-55	12-110
Punts-Average	5-38.0	9-39.8
Sacks By-Yards	4-31	1-3
Time of Possession	31:10	28:50

TENNESSEE

RUSHING	Att	Gain	Lost	Net	TD	Lg
Henry	19	32	4	28	0	9
PASSING	Att	Comp	Int	Yds	TD	Lg
Martin	18	11	2	278	2	79
RECEIVING	No	Yds	TD	Lg		
Price	4	199	1	79		

FLORIDA STATE

RUSHING	Att	Gain	Lost	Net	TD	Lg
Minor	15	91	8	83	0	23
PASSING	Att	Comp	Int	Yds	TD	Lg
Outzen	22	9	2	145	0	39
RECEIVING	No	Yds	TD	Lg		
Dugans	6	135	0	39		

BOWL RECAPS

2000 FIESTA BOWL

NEBRASKA	14	3	7	7	-	31
TENNESSEE	0	7	7	7	-	21

Jan. 2, 2000

TEMPE, Ariz. - Two long Nebraska scoring drives in the second half ended Tennessee's hopes of an upset in the Cornhuskers' 31-21 victory over the Vols before 71,526 in the 2000 Tostitos Fiesta Bowl.

The Cornhuskers rushed for 321 yards and held the Vols to 44. Nebraska jumped to a 14-0 lead in the first quarter on a 7-yard run by Dan Alexander, who finished with 108 yards, and a 60-yard punt return by Bobby Newcombe. Nebraska added a field goal late in the half before Tee Martin led a 65-yard, eight-play drive culminating in a 9-yard pass to Donte' Stallworth.

The Vols closed it to 17-14 when Travis Henry scored on a 4-yard run early in the third quarter after the Vols forced a fumble on the second play after the third quarter kickoff. Will Overstreet caused the bobble and Dominique Stevenson got it.

The Vols got the game's last score when wide receiver Cedrick Wilson, a former high school quarterback, threw a 44-yard TD pass to Stallworth that closed it to 31-21 with 7:25 left. It was his first pass as a Vol.

SCORING SUMMARY

NEB - Alexander 7 run (Brown kick)
 NEB - Newcombe 60 punt return (Brown kick)
 NEB - J. Brown 31 FG
 TENN - Stallworth 9 pass from T. Martin (Walls kick)
 TENN - Henry 4 run (Walls kick)
 NEB - Golliday 13 pass from Crouch (Brown kick)
 NEB - Buckhalter 2 run (Brown kick)
 TENN - Stallworth 44 pass from Wilson (Walls kick)

TEAM STATISTICS	TENN	NEB
First Downs	17	23
Rushes-Yards	26-44	56-321
Passing Yards	267	148
Passes (Att.-Comp.-Int.)	35-20-2	15-9-0
Total Offensive Plays	61	71
Total Offensive Yards	311	469
Fumbles-Lost	1-0	1-1
Penalties-Yards	5-41	8-59
Punts-Average	7-43.1	6-39.5
Sacks By-Yards	2-12	3-7
Time of Possession	26:05	33:55

TENNESSEE

RUSHING	Att	Gain	Lost	Net	TD	Lg
Henry	10	32	1	31	1	10
PASSING	Att	Comp	Int	Yds	TD	Lg
T. Martin	34	19	2	223	1	49
Wilson	1	1	0	44	1	44
RECEIVING	No	Yds	TD	Lg		
Stallworth	8	108	2	44		
Wilson	7	75	0	15		

NEBRASKA

RUSHING	Att	Gain	Lost	Net	TD	Lg
Alexander	21	111	4	108	1	15
PASSING	Att	Comp	Int	Yds	TD	Lg
Crouch	15	9	0	148	1	46
RECEIVING	No	Yds	TD	Lg		
Davison	2	68	0	46		

2001 COTTON BOWL

KANSAS STATE	7	14	14	0	-	35
TENNESSEE	0	14	0	7	-	21

Jan. 1, 2001

DALLAS — Leading 21-14 at the half, Kansas State scored on its first two possessions of the third quarter and held Tennessee scoreless until the final minutes to take a 35-21 victory in the 65th annual Cotton Bowl Classic on a frigid and snowy day.

The Wildcats jumped to a 7-0 first quarter lead, but the Vols tied the game on a 17-yard pass from Casey Clausen to wideout David Martin in the second period. Kansas State then parlayed two TD passes from game MVP Jonathan Beasley to wideout Quincy Morgan, 56 and 10 yards respectively, to lead 21-7.

Kansas State appeared headed for more late in the second quarter, when defensive tackle Chavis Smith tipped a pass and Jabari Greer took the interception back 78 yards for a score.

The Wildcats' two third quarter scores came entirely on the ground in the first 4:54 of the third quarter. It remained 35-14 until Travis Henry, who ran for 180 yards on 17 carries, found daylight on a dash up the middle.

The game marked the Vols' fifth appearance in the Cotton Bowl and first since 1990. It was also the Vols' first game against the Wildcats.

SCORING SUMMARY

KSU - Beasley 14 run (Rheem kick)
 TENN - D. Martin 17 pass from Clausen (Walls kick)
 KSU - Morgan 56 pass from Beasley (Rheem kick)
 KSU - Morgan 10 pass from Beasley (Rheem kick)
 TENN - Greer 78 interception run (Walls kick)
 KSU - Scobey 12 run (Rheem kick)
 KSU - Scobey 6 run (Rheem kick)
 TENN - Henry 81 run (Walls kick)

TEAM STATISTICS	TENN	KSU
First Downs	12	25
Rushes-Yards	24-178	59-297
Passing Yards	120	210
Passes (Att.-Comp.-Int.)	25-7-3	27-13-1
Total Offensive Plays	49	86
Total Offensive Yards	298	507
Fumbles-Lost	1-0	1-1
Penalties-Yards	5-40	7-44
Punts-Average	8-29.2	5-34.0
Sacks By-Yards	0-0	2-9
Time of Possession	21:34	38:26

TENNESSEE

RUSHING	Att	Gain	Lost	Net	TD	Lg
Henry	17	183	3	180	1	81
PASSING	Att	Comp	Int	Yds	TD	Lg
Clausen	25	7	3	120	1	41
RECEIVING	No	Yds	TD	Lg		
Wilson	3	54	0	41		

KANSAS STATE

RUSHING	Att	Gain	Lost	Net	TD	Lg
Scobey	28	153	6	147	2	21
PASSING	Att	Comp	Int	Yds	TD	Lg
Beasley	27	13	1	210	2	56
RECEIVING	No	Yds	TD	Lg		
Morgan	7	145	2	56		

2002 FLORIDA CITRUS BOWL

TENNESSEE	10	14	7	14	-	45
MICHIGAN	0	10	0	7	-	17

Jan. 1, 2002

ORLANDO, Fla. - The Vols threw nearly every offensive weapon possible at Michigan and rolled to a 45-17 victory in the Capital One Florida Citrus Bowl. Capping an 11-2 season, Tennessee's 28-point win matched its largest bowl triumph.

Game MVP Casey Clausen threw for a career-high 393 yards on 26-of-34 completions. He also passed for three touchdowns and nearly had two more -- twice Donte' Stallworth was tackled inside the 1-yard line.

After UT marched for an opening field goal, defensive MVP John Henderson was in on three straight tackles that forced Michigan into a quick three-and-out. Henderson caused one fumble and recovered a fumble to set up the Vols' first touchdown.

Stallworth caught eight passes for 119 yards and had 190 all-purpose yards. Kelley Washington caught six passes for 70 yards and two scores, while Jason Witten hauled in six catches for a career-high 125 yards.

SCORING SUMMARY

TENN - Walls 32 FG
 TENN - Washington 3 pass from Clausen (Walls kick)
 TENN - Clausen 1 run (Walls kick)
 MICH - Askew 14 pass from Navarre (Epstein kick)
 TENN - Clausen 1 run (Walls kick)
 MICH - Epstein 28 FG
 TENN - Witten 64 pass from Clausen (Walls kick)
 TENN - Washington 37 pass from Clausen (Walls kick)
 TENN - Stephens 3 run (Walls kick)
 MICH - Bell 24 pass from Navarre (Epstein kick)

TEAM STATISTICS	TENN	MICH
First Downs	22	20
Rushes-Yards	37-97	31-103
Passing Yards	406	240
Passes (Att.-Comp.-Int.)	35-27-0	39-21-1
Total Offensive Plays	72	70
Total Offensive Yards	503	343
Fumbles-Lost	3-1	4-2
Penalties-Yards	3-32	6-42
Punts-Average	5-31.8	7-39.6
Sacks By-Yards	4-18	4-22
Time of Possession	34:13	25:47

TENNESSEE

RUSHING	Att	Gain	Lost	Net	TD	Lg
Stallworth	2	44	0	44	0	42
PASSING	Att	Comp	Int	Yds	TD	Lg
Clausen	34	26	0	393	3	64
RECEIVING	No	Yds	TD	Lg		
Stallworth	8	119	0	32		

MICHIGAN

RUSHING	Att	Gain	Lost	Net	TD	Lg
Askew	9	76	5	71	0	25
PASSING	Att	Comp	Int	Yds	TD	Lg
Navarre	39	21	1	240	2	35
RECEIVING	No	Yds	TD	Lg		
Walker	5	100	0	35		

BOWL RECAPS

2002 PEACH BOWL

MARYLAND	7	10	3	10	-	30
TENNESSEE	0	3	0	0	-	3

Dec. 31, 2002

ATLANTA - Maryland handed Tennessee its worst bowl loss in school history, a 30-3 blitz at the 35th annual Chick-fil-A Peach Bowl. The Terrapins took advantage of two key UT turnovers and used a balanced attack in defeating the Vols for the third time in five postseason meetings.

Tennessee had eight penalties for 68 yards and Vols quarterback Casey Clausen was sacked six times for minus-36 yards. In addition, UT converted only four of 13 third-down opportunities and rushed 27 times for just 45 net yards -- the school's third lowest figure in 43 bowl appearances.

The Terps' second touchdown was a 54-yard interception return by Curome Cox, the longest against a UT team in bowl history. Later, return specialist Steve Suter fielded a Dustin Colquitt punt and scampered 79 yards to the 14, setting up Maryland's final three points of the game.

Maryland quarterback Scott McBrien scored twice and place-kicker Nick Novak hit on all three field goal tries.

Alex Walls' 38-yard field goal in the second quarter was the only scoring the Vols could muster.

SCORING SUMMARY

UM — McBrien 1 run (Novak kick)
UM — Cox 54 interception return (Novak kick)
TENN— Walls 38 FG
UM — Novak 48 FG
UM — Novak 44 FG
UM — McBrien 6 run (Novak kick)
UM— Novak 25 FG

TEAM STATISTICS	TENN	MD
First Downs	18	17
Rushes-Yards	27-45	45-154
Passing Yards	242	120
Passes (Att.-Comp.-Int.)	37-23-1	19-11-0
Total Offensive Plays	64	64
Total Offensive Yards	287	274
Fumbles-Lost	1-1	2-1
Penalties-Yards	8-68	2-10
Punts-Average	6-47.7	3-50.3
Sacks By-Yards	1-2	6-36
Time of Possession	26:44	33:16

TENNESSEE						
RUSHING	Att	Gain	Lost	Net	TD	Lg
Houston	9	35	1	34	0	9
PASSING	Att	Comp	Int	Yds	TD	Lg
Clausen	37	23	1	242	0	44
RECEIVING	No	Yds	TD	Lg		
Brown	5	75	0	44		

MARYLAND						
RUSHING	Att	Gain	Lost	Net	TD	Lg
Perry	15	57	7	50	0	11
PASSING	Att	Comp	Int	Yds	TD	Lg
McBrien	19	11	0	120	0	36
RECEIVING	No	Yds	TD	Lg		
Harrison	4	74	0	36		

2004 PEACH BOWL

CLEMSON	10	14	0	3	-	27
TENNESSEE	7	7	0	0	-	14

Jan. 2, 2004

ATLANTA - Clemson jumped to a 10-0 lead late in the first quarter, matched two Tennessee touchdowns with two of its own before halftime and added a late field goal, all adding up to a 27-14 victory in the 36th annual Chick-fil-A Peach Bowl. A record Georgia Dome crowd of 75,125 saw the first game between the two teams since 1976.

Clemson took the first drive of the game 80 yards in six plays for a score and added a field goal after a long punt return.

Casey Clausen who completed 31 of 55 passes for 384 yards, threw touchdown passes to Chris Hannon in the first quarter and Mark Jones in the second, but the Tigers had touchdowns of their own in response to each of the Vol scores.

Clausen completed passes to 10 different receivers, with Troy Fleming catching six for 54 yards, Jones five for 66 and Hannon four for 57. The Vols' first score came after an 11-play, 87-yard drive and the second was four plays, 43 yards after an interception by safety Gibril Wilson.

The Vols finished 10-3 and played in their eighth New Year's bowl game in nine years.

SCORING SUMMARY

CLEM - Coleman 8 run (Hunt kick)
CLEM - Hunt 23 FG
TENN -Hannon 19 pass from Clausen (Wilhoit kick)
CLEM - Jasmin 15 run (Hunt kick)
TENN -Jones 30 pass from Clausen (Wilhoit kick)
CLEM - Browning 8 run (Hunt kick)
CLEM - Hunt 28 FG

TEAM STATISTICS	TENN	CLEM
First Downs	28	25
Rushes-Yards	26-38	34-153
Passing Yards	384	246
Passes (Att.-Comp.-Int.)	56-31-0	40-22-1
Total Offensive Plays	82	74
Total Offensive Yards	422	399
Fumbles-Lost	1-1	1-0
Penalties-Yards	10-119	6-45
Punts-Average	8-38.5	5-42.0
Sacks By-Yards	1-10	6-43
Time of Possession	32:09	27:51

TENNESSEE						
RUSHING	Att	Gain	Lost	Net	TD	Lg
Houston	6	25	1	24	0	17
PASSING	Att	Comp	Int	Yds	TD	Lg
Clausen	55	31	0	384	2	35
RECEIVING	No	Yds	TD	Lg		
Fleming	6	54	0	16		

CLEMSON						
RUSHING	Att	Gain	Lost	Net	TD	Lg
Jasmin	15	131	1	130	1	31
PASSING	Att	Comp	Int	Yds	TD	Lg
Whitehurst	40	22	1	246	0	35
RECEIVING	No	Yds	TD	Lg		
Hamilton	5	69	0	26		
Currie	5	50	0	22		

2005 COTTON BOWL

TENNESSEE	14	14	10	0	-	38
TEXAS A&M	0	0	0	7	-	7

Jan. 1, 2005

DALLAS - Tennessee took the first drive of the game in for a touchdown and never looked back, forcing five turnovers in a 38-7 win over Texas A&M in the 69th SBC Cotton Bowl.

Offensive MVP Rick Clausen threw three TD passes and Cedric Houston and Gerald Riggs, Jr. scored on the ground to pace the Vols' offensive attack.

Defensive tackle Justin Harrell, who forced a fumble and had a sack, was named the game's defensive MVP. The Vol defense forced four fumbles on the day, with defensive back Ryan Karl adding an interception. A crowd of 74,704 saw the contest played on a warm, overcast day.

Clausen, who completed 18-of-27 passes for 222 yards, threw TD passes to C.J. Fayton, Cory Anderson and Tony Brown and kept the Aggies off balance with an offensive attack totaling 474 yards, nearly equally divided between the pass and the run.

Riggs, Jr. had 102 yards on 18 carries, while Houston added 62 yards on 13 carries. The Vols held the ball for 40:22, with a school and Cotton Bowl record 32 first downs.

SCORING SUMMARY

TENN - Fayton 57 pass from Clausen (Wilhoit kick)
TENN - Anderson 12 pass from Clausen (Wilhoit kick)
TENN - Houston 9 run (Wilhoit kick)
TENN - T. Brown 13 pass from Clausen (Wilhoit kick)
TENN - Riggs, Jr. 9 run (Wilhoit kick)
TENN - Wilhoit 37 FG
TAMU - Taylor 5 pass from McNeal (Pegram kick)

TEAM STATISTICS	TENN	A&M
First Downs	32	17
Rushes-Yards	54-241	18-77
Passing Yards	233	241
Passes (Att.-Comp.-Int.)	31-19-0	38-23-1
Total Offensive Plays	85	56
Total Offensive Yards	474	318
Fumbles-Lost	1-0	4-4
Penalties-Yards	9-100	7-65
Punts-Average	4-34.0	5-43.2
Sacks By-Yards	1-10	1-4
Time of Possession	40:22	19:38

TENNESSEE						
RUSHING	Att	Gain	Lost	Net	TD	Lg
Riggs, Jr.	18	104	2	102	1	17
PASSING	Att	Comp	Int	Yds	TD	Lg
Clausen	27	18	0	222	3	57
RECEIVING	No	Yds	TD	Lg		
Fayton	3	94	1	57		

TEXAS A&M						
RUSHING	Att	Gain	Lost	Net	TD	Lg
Thomas	1	54	0	54	0	54
PASSING	Att	Comp	Int	Yds	TD	Lg
McNeal	38	23	1	241	1	28
RECEIVING	No	Yds	TD	Lg		
Mobley	5	70	0	28		

BOWL RECAPS

2007 OUTBACK BOWL

PENN STATE	0	10	0	10	-	20
TENNESSEE	3	7	0	0	-	10

Jan. 1, 2007

TAMPA, Fla. - Three Tennessee turnovers led to 10 Penn State points and a 20-10 loss at the Outback Bowl.

The Vols appeared poised to take command of a 10-10 game early in the fourth quarter when Erik Ainge hit tight end Chris Brown for a 53-yard pass play to the PSU 14-yard line.

But Penn State linebacker Dan Connor's tackle on tailback Arian Foster caused a fumble that Tony Davis picked up and raced 88 yards for the clinching touchdown with 10:01 to play. It was the longest defensive score against the Vols in UT bowl history.

UT had tied the contest late in the first half when LaMarcus Coker raced 42 yards for a touchdown.

Penn State handed off to bowl MVP Tony Hunt 31 times for 158 yards. Hunt's rushing totals were the most carries and third-most yards against UT in a bowl game.

Ainge completed 25-of-37 for 267 yards, including career highs of seven passes each to Brown and Jayson Swain. Brown finished with 66 receiving yards, while Swain had 84.

The Vols took a 3-0 lead in the first quarter on James Wilhoit's 44-yard field goal. Wilhoit added an extra-point later in the game and finished his tenure at UT with 325 points.

SCORING SUMMARY

TENN - Wilhoit 44 FG

PSU - Kelly 34 FG

PSU - Quarless 2 pass from Morelli (Kelly kick)

TENN - Coker 42 run (Wilhoit kick)

PSU - Davis 88 fumble return (Kelly kick)

PSU - Kelly 22 FG

TEAM STATISTICS	TENN	PSU
First Downs	17	19
Rushes-Yards	23-83	40-183
Passing Yards	267	197
Passes (Att.-Comp.-Int.)	37-25-1	25-14-0
Total Offensive Plays	60	65
Total Offensive Yards	350	380
Fumbles-Lost	2-2	0-0
Penalties-Yards	7-55	6-45
Punts-Average	5-44.0	4-37.5
Sacks By-Yards	0-0	2-14
Time of Possession	26:58	33:02

TENNESSEE

RUSHING	Att	Gain	Lost	Net	TD	Lg
A. Foster	12	75	10	65	0	17
PASSING	Att	Comp	Int	Yds	TD	Lg
Ainge	37	25	1	267	0	53
RECEIVING	No	Yds	TD	Lg		
Swain	7	84	0	24		

PENN STATE

RUSHING	Att	Gain	Lost	Net	TD	Lg
Hunt	31	165	7	158	0	24
PASSING	Att	Comp	Int	Yds	TD	Lg
Morelli	25	14	0	197	1	35
RECEIVING	No	Yds	TD	Lg		
Norwood	4	35	0	21		

2008 OUTBACK BOWL

TENNESSEE	7	14	0	0	-	21
WISCONSIN	7	7	3	0	-	17

Jan. 1, 2008

TAMPA, Fla. - After a season full of clutch plays and last-second heroics, Tennessee's Antonio Wardlow intercepted Tyler Donovan at the 1-yard line with less than a minute to play to preserve a 21-17 Outback Bowl victory over Wisconsin and 10-win season for the Vols.

Wardlow's pick came after Wisconsin had driven to the Tennessee 36 in hopes of punching in a game-winning score. The Badgers had marched all the way from their own 12 before deciding to take a shot at the end zone with 28 seconds remaining in the game.

Bowl MVP Erik Ainge connected on 25 of 43 passes for 365 yards and two touchdowns. He completed passes to nine different receivers led by Josh Briscoe, who caught seven balls for 101 yards and a score.

Tennessee jumped out to a 7-0 lead when it converted a Wisconsin turnover into a Gerald Jones 3-yard touchdown run early in the opening period.

The Vols found paydirt on two consecutive possessions in the second quarter to jump out to a 21-7 lead.

SCORING SUMMARY

TENN - G. Jones 3 run (Lincoln kick)

WIS - Donovan 6 run (Mehlhoff kick)

TENN - Briscoe 29 pass from Ainge (Lincoln kick)

TENN - Cottam 31 pass from Ainge (Lincoln kick)

WIS - Crooks 4 pass from Donovan (Mehlhoff kick)

WIS - Mehlhoff 27 FG

TEAM STATISTICS	TENN	WIS
First Downs	18	16
Rushes-Yards	29-66	41-192
Passing Yards	365	155
Passes (Att.-Comp.-Int.)	43-25-0	25-14-1
Total Offensive Plays	72	66
Total Offense	431	347
Fumbles-Lost	2-1	1-1
Penalties-Yards	5-60	2-10
Punts-Average	7-42.1	6-44.7
Sacks By-Yards	3-16	0-0
Time of Possession	27:30	32:30

TENNESSEE

RUSHING	Att	Gain	Lost	Net	TD	Lg
Hardesty	7	42	7	35	0	26
A. Foster	16	46	15	31	0	13
PASSING	Att	Comp	Int	Yds	TD	Lg
Ainge	43	25	0	365	2	40

WISCONSIN

RUSHING	Att	Gain	Lost	Net	TD	Lg
Hill	13	132	0	132	0	50
PASSING	Att	Comp	Int	Yds	TD	Lg
Donovan	24	14	1	155	1	27
RECEIVING	No	Yds	TD	Lg		
Graham	7	75	0	21		

2009 CHICK-FIL-A BOWL

VA. TECH	7	10	7	13	-	37
TENNESSEE	0	14	0	0	-	14

Dec. 31, 2009

ATLANTA, Ga. - Ryan Williams isn't keeping track of his records.

"Someone eventually will break them anyway," Virginia Tech's fantastic redshirt freshman running back said.

Probably, but in just one season Williams has already made a quite an impression.

He capped a brilliant debut season with a record-setting game, running for two touchdowns to power No. 12 Virginia Tech past Tennessee 37-14 in the Chick-fil-A Bowl.

Williams, a redshirt freshman, had 117 yards rushing to become Virginia Tech's single-season rushing leader with 1,655 yards.

Tennessee's star running back, Montario Hardesty, could not keep up with Williams. The Volunteers' senior had 18 carries for 39 yards and a touchdown.

"We got gassed; we got tired," said Tennessee defensive end Chris Walker. "You could tell especially on defense we weren't making plays. Ryan Williams is a really great player."

Tennessee was hurt by two turnovers which led to 10 points for Virginia Tech, and a dropped pass that cost the Vols a touchdown.

SCORING SUMMARY

VT - Williams 1 run (Waldron kick)

VT - Williams 3 run (Waldron kick)

TENN - Hardesty 4 run (Mathis kick)

TENN - Moore 2 pass from Crompton (Mathis kick)

VT - Waldron 21 FG

VT - Taylor 1 run (Waldron kick)

VT - Waldron 46 FG

VT - Wilson 3 run (Waldron kick)

VT - Waldron 22 FG

TEAM STATISTICS	TENN	VT
First Downs	14	19
Rushes-Yards	31-5	48-229
Passing Yards	235	209
Passes (Att.-Comp.-Int.)	26-15-1	17-10-1
Total Offensive Plays	57	65
Total Offense	240	438
Fumbles-Lost	2-1	0-0
Penalties-Yards	4-28	5-30
Punts-Average	6-42.7	3-41.7
Time of Possession	26:25	33:35
Third-Down Conversions	4 of 11	8 of 14
Fourth-Down Conversions	0 of 1	0 of 0
Sacks By-Yards	1-9	6-55

TENNESSEE

RUSHING		Att	Gain	Lost	Net	TD	Lg
Hardesty		18	47	8	39	1	10
Poole		3	15	0	15	0	8
PASSING		Att	Comp	Int	Yds	TD	Lg
Crompton		26	15	1	235	1	47
RECEIVING		No	Yds	TD	Lg		
Jones		5	70	0	20		
Hardesty		4	79	0	47		

VIRGINIA TECH

RUSHING	Att	Gain	Lost	Net	TD	Lg
Williams	25	124	7	117	2	32
PASSING	Att	Comp	Int	Yds	TD	Lg
Crompton	17	10	1	209	0	63
RECEIVING	No	Yds	TD	Lg		
Boykin	4	120	0	63		

BOWL RECAPS

2010 MUSIC CITY BOWL

N. CAROLINA	7	10	0	3	7	3	- 30
TENNESSEE	7	7	0	6	7	0	- 27

Dec. 30, 2010

NASHVILLE, Tenn. - Casey Barth kicked a 23-yard field goal in the second overtime to send North Carolina past Tennessee 30-27 in a Music City Bowl that will be remembered much more for the crazy finish of regulation than how it eventually ended.

Barth kicked a 39-yard field goal after officials reviewed what had been the final play of the game and decided to penalize the Tar Heels for having "more than 11 men" on the field. The officiating crew also announced T.J. Yates had spiked the ball with 1 second left. That allowed Barth to run out and kick the field goal that tied it at 20.

The Vols' fans had been celebrating ever since Bray's 8-yard TD pass to Justin Hunter put them up 20-17 with 5:16 left.

Tennessee was stunned at the sudden switch that cost the Vols an apparent bowl victory to cap Derek Dooley's first season. Tyler Bray threw a 25-yard TD in the first overtime, but he was picked off to end the Vols' last chance in the second OT.

SCORING SUMMARY

NC - Draughn 58 run (Barth kick)
 TENN - Jones 29 pass from Bray (Lincoln kick)
 NC - Barth 28 FG
 TENN - Rogers 45 pass from Bray (Lincoln kick)
 NC - Highsmith 39 pass from Yates (Barth kick)
 TENN - Hunter 8 pass from Bray (kick blocked)
 NC - Barth 39 FG
 NC - Yates 1 run (Barth kick)
 TENN - Stocker 20 pass from Bray (Lincoln kick)
 NC - Barth 23 FG

TEAM STATISTICS		TENN	UNC
First Downs		20	21
Rushes-Yards		29-27	29-151
Passing Yards		312	234
Passes (Att.-Comp.-Int.)		45-27-3	40-23-1
Total Offensive Plays		74	69
Total Offense		339	385
Fumbles-Lost		3-0	1-1
Penalties-Yards		8-75	12-80
Punts-Average		8-43.5	7-40.9
Time of Possession		31:49	28:11
Third-Down Conversions		6 of 16	5 of 15
Fourth-Down Conversions		1 of 1	0 of 1
Sacks By-Yards		3-29	4-33

TENNESSEE

RUSHING	Att	Gain	Lost	Net	TD	Lg
Poole	11	41	1	40	0	8
PASSING	Att	Comp	Int	Yds	TD	Lg
Bray	45	27	3	312	4	45
RECEIVING	No	Yds	TD	Lg		
G.Jones	9	89	1	29		
Stocker	5	58	1	20		
Moore	4	69	0	21		

NORTH CAROLINA

RUSHING	Att	Gain	Lost	Net	TD	Lg
Draughn	23	160	0	160	1	58
PASSING	Att	Comp	Int	Yds	TD	Lg
Yates	39	23	1	234	1	39
RECEIVING	No	Yds	TD	Lg		
Taylor	9	85	0	18		
D. Jones	5	51	0	16		

2015 TAXSLAYER BOWL

IOWA	0	7	0	21	- 28
TENNESSEE	21	14	7	3	- 45

Jan. 2, 2015

JACKSONVILLE, Fla. - Tennessee coach Butch Jones was soaked from a celebratory sideline dousing. Quarterback Joshua Dobbs carried the Most Valuable Player trophy with him all around EverBank Field. Both of them, as well as the rest of the Volunteers, donned championship hats for the first time in years.

It was tangible proof that the program is headed in the right direction.

Dobbs accounted for three touchdowns, Jalen Hurd ran for two scores and Tennessee beat Iowa 45-28 on Friday in the TaxSlayer Bowl for its first postseason victory since the Phillip Fulmer era.

The Volunteers (7-6) took the momentum early Friday, scoring on their first four possessions and leading 28-0 before Iowa (7-6) managed 70 yards.

Hurd, Dobbs and a bit of trickery helped Tennessee build the big lead.

Hurd broke tackles on nearly every run, capping Tennessee's first possession with a 3-yard score and adding a 29-yard touchdown scamper on the next drive.

Tennessee made it 21-0 late in the first quarter when Dobbs threw a lateral to running back Marlin Lane in the right flat. Lane turned and hit Vic Wharton in stride down the sideline.

SCORING SUMMARY

TENN - Hurd 3 run (Medley kick)
 TENN - Hurd 29 run (Medley kick)
 TENN - Wharton 49 pass from Lane (Medley kick)
 TENN - Dobbs 8 run (Medley kick)
 IOWA - Weisman 3 run (Koehn kick)
 TENN - Pearson 19 pass from Dobbs (Medley kick)
 TENN - Dobbs 11 run (Medley kick)
 IOWA - Weisman 1 run (Koehn kick)
 TENN - Medley 38 field goal
 IOWA - Hamilton 31 pass from Beathard (Koehn kick)
 IOWA - VandeBerg 18 pass from Beathard (Koehn kick)

TEAM STATISTICS		IOWA	TENN
First Downs		23	27
Rushes-Yards		35-244	51-283
Passing Yards		177	178
Passes (Att.-Comp.-Int.)		31-15-1	22-17-1
Total Offensive Plays		66	73
Total Offense		421	461
Fumbles-Lost		1-1	0-0
Penalties-Yards		4-37	4-55
Punts-Average		6-35.8	4-37.2
Time of Possession		27:52	32:08
Third-Down Conversions		3 of 11	5 of 12
Fourth-Down Conversions		0 of 1	0 of 1
Sacks By-Yards		1-3	0-0

IOWA

RUSHING	Att	Gain	Lost	Net	TD	Lg
Canzeri	12	122	2	120	0	32
PASSING	Att	Comp	Int	Yds	TD	Lg
Beathard	23	13	1	145	2	31
RECEIVING	No	Yds	TD	Lg		
Hamilton	3	51	1	31		
Martin-Manley	3	23	0	9		
T. Smith	2	37	0	31		

TENNESSEE

RUSHING	Att	Gain	Lost	Net	TD	Lg
Hurd	16	122	0	122	2	29
Dobbs	13	84	8	76	2	20
PASSING	Att	Comp	Int	Yds	TD	Lg
Dobbs	21	16	1	129	1	19
RECEIVING	No	Yds	TD	Lg		
Pearson	7	75	1	19		
Howard	2	29	0	18		
Wolf	2	9	0	5		

2016 OUTBACK BOWL

NORTHWESTERN	0	6	0	0	- 6
TENNESSEE	7	10	7	21	- 45

Jan. 1, 2016

TAMPA, Fla. -- No. 23 Tennessee pounded its way to a 45-6 victory over No. 13 Northwestern in the 30th anniversary Outback Bowl on Friday before a mostly-orange crowd of 53,202 at Raymond James Stadium.

It was the largest margin of victory for the Vols in a bowl game in program history.

The Vols (9-4) racked up 226 rushing yards, led by Outback Bowl MVP Jalen Hurd, who racked up 130 yards rushing and a touchdown, becoming the first Vol to rush for 100 rushing yards in two bowl games. Joshua Dobbs ran for 48 yards and two touchdowns, and Alvin Kamara added 53 rushing yards and one score.

Dobbs also completed 14 of 25 passes for 166 yards, hitting nine different receivers. The Vols had 420 total offensive yards.

The Tennessee defense limited Northwestern (10-3) to 261 yards, intercepted four passes and totaled four sacks.

Evan Berry accounted for the final interception of the day, catching a deflected pass in the Tennessee end zone and running 100 yards back for a touchdown in the final minute.

With the win, Tennessee improved to 27-24 all-time in bowl games. The Vols, who won the 2015 TaxSlayer Bowl against Iowa, have posted back-to-back bowl wins in consecutive seasons for the first time since winning the 1996 and the 1997 Florida Citrus Bowls.

SCORING SUMMARY

TENN - Dobbs 14 run (Medley kick)
 TENN - Medley 35 field goal
 NW - Jackson 5 run (Mitchell kick failed)
 TENN - Kamara 11 run (Medley kick)
 TENN - Hurd 3 run (Medley kick)
 TENN - Dobbs 18 run (Medley kick)
 TENN - J. Kelly 1 run (Medley kick)
 TENN - Ev. Berry 100 interception return (Medley kick)

TEAM STATISTICS		NW	TENN
First Downs		18	24
Rushes-Yards		37-132	53-226
Passing Yards		129	194
Passes (Att.-Comp.-Int.)		33-14-4	30-16-0
Total Offensive Plays		70	83
Total Offense		261	430
Fumbles-Lost		1-0	0-0
Penalties-Yards		3-35	8-90
Punts-Average		7-34.0	4-47.8
Time of Possession		25:51	34:09
Third-Down Conversions		4 of 15	9 of 18
Fourth-Down Conversions		2 of 2	2 of 3
Sacks By-Yards		2-17	4-31

NORTHWESTERN

RUSHING	Att	Gain	Lost	Net	TD	Lg
J. Jackson	14	77	3	74	1	17
PASSING	Att	Comp	Int	Yds	TD	Lg
Thorson	20	8	2	57	0	11
Oliver	13	6	2	72	0	19
RECEIVING	No	Yds	TD	Lg		
Vault	3	19	0	9		
Youngblood	2	33	0	18		
Carr	2	26	0	19		

TENNESSEE

RUSHING	Att	Gain	Lost	Net	TD	Lg
Hurd	24	130	0	130	1	24
Kamara	11	53	0	53	1	11
Dobbs	12	63	15	48	2	18
PASSING	Att	Comp	Int	Yds	TD	Lg
Dobbs	25	14	0	166	0	42
RECEIVING	No	Yds	TD	Lg		
Ellis	3	74	0	42		
Kamara	3	19	0	16		
Pearson	2	32	0	26		

BOWL RECAPS

2016 MUSIC CITY BOWL

NEBRASKA	0	7	7	10	-	24
TENNESSEE	0	21	3	14	-	38

Dec. 30, 2016

NASHVILLE, Tenn. -- Joshua Dobbs racked up 409 yards of total offense and four touchdowns, Derek Barnett set a new Tennessee sack record and the No. 21 Tennessee Volunteers took a 38-24 win over the Nebraska Cornhuskers in the 2016 Franklin American Mortgage Music City Bowl on Friday at Nissan Stadium.

Tennessee (9-4) led from start to finish and posted 521 yards of offense thanks to Dobbs' outstanding career finale. Dobbs, who was named MVP of the game, ran for 118 yards and three scores on 11 carries and finished 23-of-38, throwing for 291 yards and one touchdown.

The Vols limited Nebraska to 61 rushing yards, which is the second-fewest UT has allowed on the year.

The Cornhuskers scored two touchdowns early in the fourth quarter to rally to within 31-24 with 10:02 left, but could not overcome a UT pass rush that finished with four sacks and seven quarterback hurries.

Josh Malone had five receptions for 120 yards and one touchdown. His 972 receiving yards on the year rank 10th in school history and his 11 touchdown grabs tied for the third-most by a Vol.

Jauan Jennings added six catches for 59 yards.

Barnett, playing in his hometown, had six tackles, one sack, two pass breakups and four quarterback hurries on a day.

SCORING SUMMARY

TENN - J. Kelly 28 run (Medley kick)
 TENN - J. Dobbs 10 run (Medley kick)
 NEB - B. Reilly 38 pass from R. Fyfe (Brown kick)
 TENN - J. Dobbs 2 run (Medley kick)
 TENN - Medley 46 field goal
 NEB - B. Reilly 9 pass from R. Fyfe (Brown kick)
 TENN - J. Dobbs 3 run (Medley kick)
 NEB - Brown 45 field goal
 NEB - R. Fyfe 9 run (Brown kick)
 TENN - J. Malone 59 pass from J. Dobbs (Medley kick)

TEAM STATISTICS		NEB	TENN
First Downs		18	25
Rushes-Yards		28-61	38-230
Passing Yards		257	291
Passes (Att.-Comp.-Int.)		42-19-0	38-23-0
Total Offensive Plays		70	76
Total Offense		319	521
Fumbles-Lost		3-1	1-1
Penalties-Yards		7-41	6-65
Punts-Average		7-42.7	6-43.3
Time of Possession		28:28	31:32
Third-Down Conversions		5 of 16	6 of 14
Fourth-Down Conversions		0 of 2	0 of 1
Sacks By-Yards		0-0	4-36

NEBRASKA						
RUSHING	Att	Gain	Lost	Net	TD	Lg
Ozigbo	7	66	0	66	0	42
PASSING	Att	Comp	Int	Yds	TD	Lg
Fyfe	36	17	0	243	2	39
Darlington	6	2	0	14	0	12
RECEIVING	No	Yds	TD	Lg		
Pierson-El	5	49	0	19		
Reilly	4	98	2	39		
Morgan	3	28	0	16		

TENNESSEE						
RUSHING	Att	Gain	Lost	Net	TD	Lg
Dobbs	11	119	1	118	3	29
J. Kelly	15	74	4	70	1	28
Kamara	7	32	1	31	0	11
PASSING	Att	Comp	Int	Yds	TD	Lg
Dobbs	38	23	0	291	1	59
RECEIVING	No	Yds	TD	Lg		
Kamara	7	46	0	12		
Jennings	6	59	0	15		
Malone	5	120	1	59		

2020 TAXSLAYER GATOR BOWL

INDIANA	0	3	16	3	-	22
TENNESSEE	0	6	3	14	-	23

Jan. 2, 2020

JACKSONVILLE, Fla. -- Tennessee rallied for 14 points in the final quarter en route to a thrilling 23-22 win over Indiana in the 75th TaxSlayer Gator Bowl at TIAA Bank Stadium.

With the victory, UT finished the season 8-5 overall and 5-3 in the SEC to give second-year head coach Jeremy Pruitt his first bowl win.

After recovering an onside kick with 4:19 to play, freshman running back Eric Gray scored the game-tying touchdown on a 16-yard rush. Brent Cimaglia then put Tennessee ahead for good with the ensuing extra point.

Gray earned the Gator Bowl MVP award, pacing the Vols with 86 yards on the ground and 34 receiving yards while also recovering the aforementioned onside kick.

Redshirt junior quarterback Jarrett Guarantano rebounded from a pair of interceptions earlier in the game to lead the Vols passing attack with 221 yards through the air.

True freshman linebacker Henry To'o To'o led the defense with eight tackles and a pass breakup while junior defensive back Shawn Shamburger made his first-career interception and posted a sack.

SCORING SUMMARY

TENN - B. Cimaglia 23 field goal
 TENN - B. Cimaglia 32 field goal
 IND - L. Justus 24 field goal
 IND - P. Ramsey 1 run (Justus kick)
 TENN - J. Johnson 63 INT return (Justus kick failed)
 TENN - B. Cimaglia 43 field goal
 IND - L. Justus 49 field goal
 IND - L. Justus 30 field goal
 TENN - Q. Crouch 1 run (Cimaglia kick)
 TENN - E. Gray 16 run (Cimaglia kick)

TEAM STATISTICS		IND	TENN
First Downs		17	19
Rushes-Yards		31-76	35-136
Passing Yards		227	238
Passes (Att.-Comp.-Int.)		34-20-1	34-19-2
Total Offensive Plays		65	69
Total Offense		303	374
Fumbles-Lost		0-0	0-0
Penalties-Yards		6-46	7-55
Punts-Average		4-46.2	4-37.8
Time of Possession		29:27	30:33
Third-Down Conversions		4 of 13	6 of 15
Fourth-Down Conversions		1 of 2	0 of 1
Sacks By-Yards		1-6	4-26

INDIANA						
RUSHING	Att	Gain	Lost	Net	TD	Lg
Ramsey	17	80	26	54	1	16
James	11	34	9	25	0	6
PASSING	Att	Comp	Int	Yds	TD	Lg
Ramsey	34	20	1	227	0	39
RECEIVING	No	Yds	TD	Lg		
Hendershot	6	67	0	24		
Fryogle	3	63	0	39		
Westbrook	4	48	0	27		

TENNESSEE						
RUSHING	Att	Gain	Lost	Net	TD	Lg
Gray	14	87	1	86	1	22
Chandler	12	38	3	35	0	9
PASSING	Att	Comp	Int	Yds	TD	Lg
Guarantano	31	18	2	221	0	46
Maurer	3	1	0	17	0	17
RECEIVING	No	Yds	TD	Lg		
Palmer	6	68	0	23		
Keyton	2	60	0	46		
Gray	2	34	0	23		
Jennings	2	27	0	22		
Chandler	3	24	0	11		

2021 MUSIC CITY BOWL

TENNESSEE	21	0	10	14	0	-	45
PURDUE	7	16	7	15	3	-	48

Dec. 30, 2021

NASHVILLE, Tenn. - Tennessee and Purdue combined for 1,293 yards of total offense -- second-most in overall bowl history -- but the Boilermakers overcame a 14-point deficit to outlast the Volunteers, 48-45, in overtime in Nissan Stadium.

Hendon Hooker racked up a school bowl-record 437 yards of total offense and found Cedric Tillman three times for touchdowns (also a school bowl record), including two in the first quarter that put UT up 21-7.

The Vols, which concluded their first season under head coach Josh Heupel, tallied a Music City and school bowl record 666 yards of total offense. Purdue scored 24 points in the second half, but the Vols rallied three times to force overtime. On UT's first possession, controversy ensued as officials ruled that Jaylen Wright fell short of the goal line on a fourth down run. Purdue's Mitchell Fineran then converted a 39-yard field goal for the final margin in overtime.

SCORING SUMMARY

TENN - Tillman 41 pass from Hooker (McGrath kick)
 PUR - Thompson 75 pass from O'Connell (Fineran kick)
 TENN - Tillman 61 pass from Hooker (McGrath kick)
 TENN - Small 2 run (McGrath kick)
 PUR - Fineran 24 field goal
 PUR - Fineran 36 field goal
 PUR - Fineran 29 field goal
 PUR - Durham 2 pass from O'Connell (Fineran kick)
 TENN - Jones Jr. 15 pass from Hooker (McGrath kick)
 PUR - Sheffield 10 pass from O'Connell (Fineran kick)
 TENN - McGrath 30 field goal
 PUR - Durham 62 pass from O'Connell (Durham pass)
 TENN - Tillman 13 pass from Hooker (McGrath kick)
 PUR - Thompson 70 pass from O'Connell (Fineran kick)
 TENN - Hyatt 2 pass from Hooker (McGrath kick)
 PUR - Fineran 39 field goal

TEAM STATS		TENN	PUR
First Downs		31	26
Rushes-Yards		63-288	33-93
Passing Yards		378	534
Passes (Att.-Comp.-Int.)		42-26-0	47-26-3
Total Offensive Plays		105	80
Total Offense		666	627
Fumbles-Lost		4-1	0-0
Penalties-Yards		14-128	5-61
Punts-Average		6-43.3	5-41.0
Time of Possession		29:53	30:07
Third-Down Conversions		7 of 21	6 of 16
Fourth-Down Conversions		3 of 6	0 of 1
Sacks By-Yards		2-15	2-16

PURDUE						
RUSHING	Att	Gain	Lost	Net	TD	Lg
Horvath	17	62	4	58	0	11
PASSING	Att	Comp	Int	Yds	TD	Lg
O'Connell	46	26	3	534	5	75
RECEIVING	No	Yds	TD	Lg		
Thompson	7	217	2	75		
Durham	5	85	2	62		

TENNESSEE						
RUSHING	Att	Gain	Lost	Net	TD	Lg
Small	26	180	0	180	1	60
Hooker	19	79	20	59	0	10
Wright	17	55	1	54	0	12
PASSING	Att	Comp	Int	Yds	TD	Lg
Hooker	42	26	0	378	5	61
RECEIVING	No	Yds	TD	Lg		
Jones Jr.	10	85	1	30		
Tillman	7	150	3	61		

BOWL AWARDS/HONORS

Player	Honor	Bowl	Opponent
Andy Kozar	Outstanding Back	1951 Cotton	Texas
Bud Sherrod	Outstanding Lineman	1951 Cotton	Texas
Bobby Gordon	Most Outstanding Player	1957 Gator	Texas A&M
Dewey Warren	Offensive MVP	1965 BlueBonnet	Tulsa
Frank Emanuel	Defensive MVP	1965 BlueBonnet	Tulsa
Dewey Warren	Most Outstanding Player	1966 Gator	Syracuse
Curt Watson	Most Outstanding Player	1969 Gator	Florida
Bobby Scott	Most Outstanding Player	1971 Sugar	Air Force
Condredge Holloway	Offensive MVP	1972 BlueBonnet	LSU
Carl Johnson	Defensive MVP	1972 BlueBonnet	LSU
Haskel Stanback	Most Outstanding Player	1973 Gator	Texas Tech
Mike Gayles	Outstanding Offensive Player	1974 Liberty	Maryland
Roland James	Defensive MVP	1979 BlueBonnet	Purdue
Steve Alatorre	MVP	1981 Garden State	Wisconsin
Alan Cockrell	MVP	1982 Peach	Iowa
Johnnie Jones	MVP	1983 Citrus	Maryland
Alvin Toles	Outstanding Defensive Player	1983 Citrus	Maryland
Carl Zander	MVP	1984 Sun	Maryland
Daryl Dickey	Most Outstanding Player	1986 Sugar	Miami (Fla.)
Jeff Francis	MVP	1986 Liberty	Minnesota
Joey Clinkscales	Outstanding Offensive Player	1986 Liberty	Minnesota
Dale Jones	Outstanding Defensive Player	1986 Liberty	Minnesota
Reggie Cobb	MVP	1988 Peach	Indiana
Chuck Webb	Outstanding Offensive Player	1990 Cotton	Arkansas
Carl Pickens	Outstanding Defensive Player	1990 Cotton	Arkansas
Andy Kelly	Most Outstanding Player	1991 Sugar	Virginia
Heath Shuler	MVP	1993 Hall of Fame	Boston College
Raymond Austin	Outstanding Defensive Player	1994 Citrus	Penn State
James Stewart	Most Outstanding Player	1994 Gator	Virginia Tech
Jay Graham	MVP	1996 Citrus	Ohio State
Leonard Little	Outstanding Defensive Player	1996 Citrus	Ohio State
Peyton Manning	MVP	1997 Citrus	Northwestern
Tyrone Hines	Outstanding Defensive Player	1997 Citrus	Northwestern
Jamal Lewis	UT MVP	1998 Orange	Nebraska
Peerless Price	Offensive MVP	1999 Fiesta	Florida State
Dwayne Goodrich	Defensive MVP	1999 Fiesta	Florida State
Tee Martin	UT MVP	2000 Fiesta	Nebraska
Casey Clausen	MVP	2002 Citrus	Michigan
John Henderson	Outstanding Defensive Player	2002 Citrus	Michigan
Rick Clausen	Offensive MVP	2005 Cotton	Texas A&M
Justin Harrell	Defensive MVP	2005 Cotton	Texas A&M
Erik Ainge	MVP	2008 Outback	Wisconsin
Joshua Dobbs	MVP	2015 TaxSlayer	Iowa
Jalen Hurd	MVP	2016 Outback	Northwestern
Joshua Dobbs	MVP	2016 Music City	Nebraska
Eric Gray	MVP	2020 TaxSlayer Gator	Indiana



QB Josh Dobbs took home MVP honors in the 2016 Music City Bowl and the 2015 TaxSlayer Bowl, leading UT to victories over Nebraska and Iowa.



DB Dwayne Goodrich and WR Peerless Price after earning Defensive and Offensive MVP honors in the 1999 Fiesta Bowl against Florida State.

ALL-TIME BOWL RECORD VS. OPPONENTS

Opponent	Record	Last Time
Air Force	1-0	1971 Sugar (W, 34-13)
Arkansas	2-0	1990 Cotton (W, 31-27)
Baylor	0-1	1957 Sugar (L, 13-7)
Boston College	1-1	1993 Hall of Fame (W, 38-23)
Clemson	0-1	2004 Peach (L, 27-14)
Florida	0-1	1969 Gator (L, 14-13)
Florida State	1-0	1999 Fiesta (W, 23-16)
Indiana	2-0	2020 Gator (W, 23-22)
Iowa	1-1	2015 TaxSlayer (W, 45-28)
Kansas State	0-1	2001 Cotton (L, 35-21)
LSU	1-0	1972 BlueBonnet (W, 24-17)
Maryland	2-3	2002 Peach (L, 30-3)
Miami (Fla.)	1-0	1986 Sugar (W, 35-7)
Michigan	1-0	2002 Citrus (W, 45-17)
Minnesota	1-0	1986 Liberty (W, 21-14)
Nebraska	1-2	2016 Music City (W, 38-24)
North Carolina	0-1	2010 Music City (L, 30-27 2OT)
Northwestern	2-0	2016 Outback (W, 45-6)
Ohio State	1-0	1996 Citrus (W, 20-14)
Oklahoma	1-1	1968 Orange (L, 26-24)
Penn State	0-3	2007 Outback (L, 20-10)
Purdue	0-2	2021 Music City (L, 48-45 OT)
Rice	0-1	1947 Orange (L, 8-0)
Southern Cal	0-2	1945 Rose (L, 25-0)
Syracuse	1-0	1966 Gator (W, 18-12)
Texas	1-2	1969 Cotton (L, 36-13)
Texas A&M	2-0	2005 Cotton (W, 38-7)
Texas Tech	0-1	1973 Gator (L, 28-19)
Tulsa	2-0	1965 BlueBonnet (W, 27-6)
Virginia	1-0	1991 Sugar (W, 23-22)
Virginia Tech	1-1	2009 Chick-Fil-A (L, 37-14)
Wisconsin	2-0	2008 Outback (W, 21-17)



QB Peyton Manning was named MVP of the 1997 Florida Citrus Bowl after leading the Vols to a 48-27 win over Northwestern.

BOWL RECORDS (* NCAA bowl record // # Tied NCAA bowl record)

INDIVIDUAL RECORDS

■ RUSHING

ATTEMPTS

32	Bobby Gordon vs. Texas A&M, 1957 Gator Bowl
29	Johnnie Jones vs. Maryland, 1983 Florida Citrus Bowl
26	Jabari Small vs. Purdue, 2021 Music City Bowl
26	Jay Graham vs. Ohio State, 1996 Florida Citrus Bowl
26	Chuck Webb vs. Arkansas, 1990 Cotton Bowl

YARDS

250	Chuck Webb vs. Arkansas, 1990 Cotton Bowl
180	Jabari Small vs. Purdue, 2021 Music City Bowl
180	Travis Henry vs. Kansas State, 2001 Cotton Bowl
154	Jay Graham vs. Ohio State, 1996 Florida Citrus Bowl
154	Johnnie Jones vs. Maryland, 1983 Florida Citrus Bowl
151	Tony Thompson vs. Virginia, 1991 Sugar Bowl

YARDS PER ATTEMPT (MIN. 10 ATTEMPTS)

10.7	Joshua Dobbs vs. Nebraska, 2016 Music City Bowl
10.6	Travis Henry vs. Kansas State, 2001 Cotton Bowl
9.6	Chuck Webb vs. Arkansas, 1990 Cotton Bowl
9.4	Chuck Coleman vs. Iowa, 1982 Peach Bowl
9.3	Jeff Powell vs. Miami (Fla.), 1986 Sugar Bowl
8.2	Hank Lauricella vs. Texas, 1951 Cotton Bowl

TOUCHDOWNS

3	Joshua Dobbs vs. Nebraska, 2016 Music City Bowl
3	James Stewart vs. Virginia Tech, 1994 Gator Bowl
2	Many times, last by Joshua Dobbs vs. Northwestern, 2016 Outback Bowl

LONGEST GAIN

81	Travis Henry vs. Kansas State, 2001 Cotton Bowl
78	Chuck Webb vs. Arkansas, 1990 Cotton Bowl
76	Kendrick Jones vs. Virginia Tech, 1994 Gator Bowl
75	Hank Lauricella vs. Texas, 1951 Cotton Bowl
69	Jay Graham vs. Ohio State, 1996 Florida Citrus Bowl

■ PASSING

ATTEMPTS

55	Casey Clausen vs. Clemson, 2004 Peach Bowl
45	Tyler Bray vs. North Carolina, 2010 Music City Bowl
43	Erik Ainge vs. Wisconsin, 2008 Outback Bowl
42	Hendon Hooker vs. Purdue, 2021 Music City Bowl
42	Heath Shuler vs. Penn State, 1994 Florida Citrus Bowl
42	Steve Alatorre vs. Wisconsin, 1981 Garden State Bowl

COMPLETIONS

31	Casey Clausen vs. Clemson, 2004 Peach Bowl
27	Tyler Bray vs. North Carolina, 2010 Music City Bowl
27	Peyton Manning vs. Northwestern, 1997 Florida Citrus Bowl
26	Hendon Hooker vs. Purdue, 2021 Music City Bowl
26	Casey Clausen vs. Michigan, 2002 Florida Citrus Bowl
25	Erik Ainge vs. Penn State, 2007 Outback Bowl

CONSECUTIVE COMPLETIONS

13	Jeff Francis vs. Indiana, 1988 Peach Bowl
10	Casey Clausen vs. Michigan, 2002 Florida Citrus Bowl
10	Heath Shuler vs. Boston College, 1993 Hall of Fame Bowl
8	Erik Ainge vs. Penn State, 2007 Outback Bowl
8	Andy Kelly vs. Virginia, 1991 Sugar Bowl
8	Jeff Francis vs. Minnesota, 1986 Liberty Bowl

INTERCEPTIONS

3	Tyler Bray vs. North Carolina, 2010 Music City Bowl
3	Casey Clausen vs. Kansas State, 2001 Cotton Bowl
3	Jimmy Streater vs. Purdue, 1979 Bluebonnet Bowl
3	Jim Maxwell vs. Arkansas, 1971 Liberty Bowl
3	Bobby Scott vs. Texas, 1969 Cotton Bowl
3	Hank Lauricella vs. Maryland, 1952 Sugar Bowl

COMPLETION PERCENTAGE (MIN. 10 ATTEMPTS)

78.3	Heath Shuler vs. Boston College, 1993 Hall of Fame Bowl
76.9	Jeff Francis vs. Indiana, 1988 Peach Bowl
76.5	Casey Clausen vs. Michigan, 2002 Florida Citrus Bowl
76.1	Joshua Dobbs vs. Iowa, 2015 TaxSlayer Bowl
70.9	Jeff Francis vs. Minnesota, 1986 Liberty Bowl
69.6	Alan Cockrell vs. Maryland, 1983 Florida Citrus Bowl

YARDS

408	Peyton Manning vs. Northwestern, 1997 Florida Citrus Bowl
393	Casey Clausen vs. Michigan, 2002 Florida Citrus Bowl
384	Casey Clausen vs. Clemson, 2004 Peach Bowl
378	Hendon Hooker vs. Purdue, 2021 Music City Bowl
365	Erik Ainge vs. Wisconsin, 2008 Outback Bowl

YARDS PER ATTEMPT (MIN. 10 ATTEMPTS)

15.4	Tee Martin vs. Florida State, 1999 Fiesta Bowl
11.6	Casey Clausen vs. Michigan, 2002 Florida Citrus Bowl
10.7	Heath Shuler vs. Boston College, 1993 Hall of Fame Bowl
10.5	Peyton Manning vs. Northwestern, 1997 Florida Citrus Bowl
9.9	Peyton Manning vs. Virginia Tech, 1994 Gator Bowl

TOUCHDOWN PASSES

5	Hendon Hooker vs. Purdue, 2021 Music City Bowl
4	Tyler Bray vs. North Carolina, 2010 Music City Bowl
4	Peyton Manning vs. Northwestern, 1997 Florida Citrus Bowl
3	Rick Clausen vs. Texas A&M, 2005 Cotton Bowl
3	Casey Clausen vs. Michigan, 2002 Florida Citrus Bowl
3	Jeff Francis vs. Minnesota, 1986 Liberty Bowl

LONGEST GAIN

84	Andy Kelly to Anthony Morgan vs. Arkansas, 1990 Cotton Bowl
79	Tee Martin to Peerless Price vs. Florida State, 1999 Fiesta Bowl
76	Tee Martin to Peerless Price vs. Florida State, 1999 Fiesta Bowl
69	Heath Shuler to Mose Phillips vs. Boston College, 1993 Hall of Fame Bowl
67	Peyton Manning to Joey Kent vs. Northwestern, 1997 Citrus Bowl

■ TOTAL OFFENSE

PLAYS (RUSHING+PASSING)

67	Casey Clausen vs. Clemson, 2004 Peach Bowl
61	Hendon Hooker vs. Purdue, 2021 Music City Bowl
53	Alan Cockrell vs. Iowa, 1982 Peach Bowl
53	Steve Alatorre vs. Wisconsin, 1981 Garden State Bowl
50	Tyler Bray vs. North Carolina, 2010 Music City Bowl

YARDS (RUSHING+PASSING)

437	Hendon Hooker vs. Purdue, 2021 Music City Bowl
416	Peyton Manning vs. Northwestern, 1997 Florida Citrus Bowl
409	Joshua Dobbs vs. Nebraska, 2016 Music City Bowl
386	Casey Clausen vs. Clemson, 2004 Peach Bowl
379	Casey Clausen vs. Michigan, 2002 Florida Citrus Bowl
367	Erik Ainge vs. Wisconsin, 2008 Outback Bowl

YARDS/PLAY (RUSHING+PASSING) (MIN. 20 ATTEMPTS)

10.6	Tee Martin vs. Florida State, 1999 Fiesta Bowl
9.6	Chuck Webb vs. Arkansas, 1990 Cotton Bowl
9.5	Heath Shuler vs. Boston College, 1993 Hall of Fame Bowl
9.0	Peyton Manning vs. Northwestern, 1997 Florida Citrus Bowl
8.8	Casey Clausen vs. Michigan, 2002 Florida Citrus Bowl

RECEIVING RECEPTIONS

11	Anthony Hancock vs. Wisconsin, 1981 Garden State Bowl
10	Velus Jones Jr. vs. Purdue, 2021 Music City Bowl
9	Gerald Jones vs. North Carolina, 2010 Music City Bowl
9	Joe Thompson vs. Air Force, 1971 Sugar Bowl
8	Donte' Stallworth vs. Michigan, 2002 Florida Citrus Bowl
8	Donte' Stallworth vs. Nebraska, 2000 Fiesta Bowl
8	Carl Pickens vs. Penn State, 1992 Fiesta Bowl
8	Johnny Mills vs. Syracuse, 1966 Gator Bowl

YARDS

199	Peerless Price vs. Florida State, 1999 Fiesta Bowl
196	Anthony Hancock vs. Wisconsin, 1981 Garden State Bowl
150	Cedric Tillman vs. Purdue, 2021 Music City Bowl
125	Jason Witten vs. Michigan, 2002 Florida Citrus Bowl
125	Joe Thompson vs. Air Force, 1971 Sugar Bowl

YARDS/RECEPTION (MIN. 3 RECEPTIONS)

49.8	Peerless Price vs. Florida State, 1999 Fiesta Bowl
38.7	Anthony Hancock vs. Purdue, 1979 Bluebonnet Bowl
31.3	C.J. Fayton vs. Texas A&M, 2005 Cotton Bowl
29.3	Mose Phillips vs. Boston College, 1993 Hall of Fame Bowl
25.7	Gary Kreis vs. Texas, 1969 Cotton Bowl

TOUCHDOWNS

3	Cedric Tillman vs. Purdue, 2021 Music City Bowl
2	Kelley Washington vs. Michigan, 2002 Florida Citrus Bowl
2	Donte' Stallworth vs. Nebraska, 2000 Fiesta Bowl
2	Joey Kent vs. Northwestern, 1997 Florida Citrus Bowl
2	Cory Fleming vs. Boston College, 1993 Hall of Fame Bowl
2	Joey Clinkscales vs. Minnesota, 1986 Liberty Bowl

LONGEST GAIN

84	Anthony Morgan from Andy Kelly vs. Arkansas, 1990 Cotton Bowl
79	Peerless Price from Tee Martin vs. Florida State, 1999 Fiesta Bowl
76	Peerless Price from Tee Martin vs. Florida State, 1999 Fiesta Bowl
69	Mose Phillips from Heath Shuler vs. Boston College, 1993 Hall of Fame Bowl
67	Joey Kent from Peyton Manning vs. Northwestern, 1997 Florida Citrus Bowl

PUNTING

PUNTS

9	Buster Stephens vs. Southern California, 1945 Rose Bowl
8	Chad Cunningham vs. North Carolina, 2010 Music City Bowl
8	David Leaverton vs. Kansas State, 2001 Cotton Bowl
8	Larry Binion vs. Ohio State, 1996 Florida Citrus Bowl
8	Herman Weaver vs. Texas, 1969 Cotton Bowl
8	Walter Slater vs. Rice, 1947 Orange Bowl

AVERAGE (MIN. 3 PUNTS)

52.3	Chris Hogue vs. Nebraska, 1998 Orange Bowl
47.8	Trevor Daniel vs. Northwestern, 2016 Outback Bowl
47.7	Dustin Colquitt vs. Maryland, 2002 Peach Bowl
47.5	Jimmy Colquitt vs. Iowa, 1982 Peach Bowl
47.4	Jimmy Colquitt vs. Wisconsin, 1981 Garden State Bowl

LONGEST PUNT

78	Chris Hogue vs. Nebraska, 1998 Orange Bowl
69	Walter Slater vs. Rice, 1947 Orange Bowl
67	Herman Weaver vs. Texas, 1969 Cotton Bowl
65	Jimmy Colquitt vs. Maryland, 1984 Sun Bowl
65	Hal Littleford vs. Rice, 1947 Orange Bowl

PUNT RETURNS RETURNS

6	Dale Carter vs. Penn State, 1992 Fiesta Bowl
4	Six times

YARDS

89	Shawn Summers vs. Virginia Tech, 1994 Gator Bowl
86	Bobby Majors vs. Air Force, 1971 Sugar Bowl
72	Eddie Brown vs. Texas Tech, 1973 Gator Bowl
54	Stanley Morgan vs. Maryland, 1974 Liberty Bowl

AVERAGE (MIN. 3 RETURNS)

29.7	Shawn Summers vs. Virginia Tech, 1994 Gator Bowl
21.5	Bobby Majors vs. Air Force, 1971 Sugar Bowl
18.0	Stanley Morgan vs. Maryland, 1974 Liberty Bowl
12.3	Babe Wood vs. Oklahoma, 1939 Orange Bowl
10.0	Johnny Butler vs. Boston College, 1941 Sugar Bowl

LONGEST RETURN

62	Eddie Brown vs. Texas Tech, 1973 Gator Bowl
57	Bobby Majors vs. Air Force, 1971 Sugar Bowl
49	Shawn Summers vs. Virginia Tech, 1994 Gator Bowl
46	Bobby Gordon vs. Texas A&M, 1957 Gator Bowl
45	Jerry Smith vs. Tulsa, 1965 Bluebonnet Bowl

Note: Deke Brackett returned a punt 75 yards in the 1931 New York Charity Game, which isn't recognized by the NCAA as an official bowl game.

KICKOFF RETURNS RETURNS

7	Dale Carter vs. Penn State, 1992 Fiesta Bowl
5	Velus Jones Jr. vs. Purdue, 2021 Music City Bowl
5	Leonard Scott vs. Kansas State, 2001 Cotton Bowl
5	Terence Cleveland vs. Indiana, 1988 Peach Bowl

YARDS

132	Dale Carter vs. Penn State, 1992 Fiesta Bowl
125	Leonard Scott vs. Kansas State, 2001 Cotton Bowl
122	Velus Jones Jr. vs. Purdue, 2021 Music City Bowl
121	Willie Gault vs. Wisconsin, 1981 Garden State Bowl
115	Pete Panuska vs. Maryland, 1984 Sun Bowl

AVERAGE (MIN. 2 RETURNS)

57.5	Pete Panuska vs. Maryland, 1984 Sun Bowl
40.3	Willie Gault vs. Wisconsin, 1981 Garden State Bowl
39.0	Charley Fulton vs. Oklahoma, 1968 Orange Bowl
37.5	Stanley Morgan vs. Texas Tech, 1973 Gator Bowl
32.0	Eddie Brown vs. LSU, 1972 Bluebonnet Bowl

LONGEST RETURN

100#	Pete Panuska vs. Maryland, 1984 Sun Bowl
87	Willie Gault vs. Wisconsin, 1981 Garden State Bowl
61	Charley Fulton vs. Oklahoma, 1968 Orange Bowl
49	Stanley Morgan vs. Texas Tech, 1973 Gator Bowl
44	Leonard Scott vs. Kansas State, 2001 Cotton Bowl

■ INTERCEPTIONS

INTERCEPTIONS

2	Dale Carter vs. Virginia, 1991 Sugar Bowl
2	Lee Jenkins vs. Wisconsin, 1981 Garden State Bowl
2	Conrad Graham vs. Air Force, 1971 Sugar Bowl
2	Bill Young vs. Syracuse, 1966 Gator Bowl
2	Glenn Gray vs. Tulsa, 1965 Bluebonnet Bowl

YARDS

100	Evan Berry vs. Northwestern, 2016 Outback Bowl
78	Jabari Greer vs. Kansas State, 2001 Cotton Bowl
68	Chris White vs. Miami (Fla.), 1986 Sugar Bowl
54	Dwayne Goodrich vs. Florida State, 1999 Fiesta Bowl
47	Eddie Brown vs. Arkansas, 1971 Liberty Bowl

LONGEST RETURN

100	Evan Berry vs. Northwestern, 2016 Outback Bowl
78	Jabari Greer vs. Kansas State, 2001 Cotton Bowl
68	Chris White vs. Miami (Fla.), 1986 Sugar Bowl
54	Dwayne Goodrich vs. Florida State, 1999 Fiesta Bowl
47	Eddie Brown vs. Arkansas, 1971 Liberty Bowl

■ ALL-PURPOSE

PLAYS (RUSHING+RECEIVING+ALL RETURNS)

35	Bobby Gordon vs. Texas A&M, 1957 Gator Bowl
29	Johnnie Jones vs. Maryland, 1983 Florida Citrus Bowl
28	Jay Graham vs. Ohio State, 1996 Florida Citrus Bowl
27	Jabari Small vs. Purdue, 2021 Music City Bowl
26	Chuck Webb vs. Arkansas, 1990 Cotton Bowl
26	Johnny Majors vs. Baylor, 1957 Sugar Bowl

YARDS (RUSHING+RECEIVING+ALL RETURNS)

250	Chuck Webb vs. Arkansas, 1990 Cotton Bowl
242	Peerless Price vs. Florida State, 1999 Fiesta Bowl
207	Velus Jones Jr. vs. Purdue, 2021 Music City Bowl
205	Anthony Hancock vs. Wisconsin, 1981 Garden State Bowl
191	Travis Henry vs. Kansas State, 2001 Cotton Bowl

YARDS/PLAY (RUSHING+RECEIVING+ALL RETURNS) (MIN. 20 PLAYS)

14.6	Donte' Stallworth vs. Michigan, 2002 Florida Citrus Bowl
13.9	Dale Carter vs. Penn State, 1992 Fiesta Bowl
13.7	Anthony Hancock vs. Wisconsin, 1981 Garden State Bowl
10.6	Travis Henry vs. Kansas State, 2001 Cotton Bowl
9.7	Jeff Powell vs. Miami (Fla.), 1986 Sugar Bowl

■ SCORING

POINTS

18	Cedric Tillman vs. Purdue, 2021 Music City Bowl
18	Joshua Dobbs vs. Nebraska, 2016 Music City Bowl
18	James Stewart vs. Virginia Tech, 1994 Gator Bowl
12	Many times, last Joshua Dobbs vs. Northwestern, 2016 Outback Bowl

POINTS BY KICKING

12	Jeff Hall vs. Northwestern, 1997 Florida Citrus Bowl
11	Brent Cimaglia vs. Indiana, 2020 TaxSlayer Gator Bowl
10	George Hunt vs. Air Force, 1971 Sugar Bowl
9	Many times, last Chase McGrath vs. Purdue, 2021 Music City Bowl

TOUCHDOWNS

3	Cedric Tillman vs. Purdue, 2021 Music City Bowl
3	Joshua Dobbs vs. Nebraska, 2016 Music City Bowl
3	James Stewart vs. Virginia Tech, 1994 Gator Bowl
2	Many times, last Joshua Dobbs vs. Northwestern, 2016 Outback Bowl

TOUCHDOWNS RESPONSIBLE FOR (RUSHING+PASSING)

5	Hendon Hooker vs. Purdue, 2021 Music City Bowl
5	Casey Clausen vs. Michigan, 2002 Florida Citrus Bowl
5	Peyton Manning vs. Northwestern, 1997 Florida Citrus Bowl
4	Joshua Dobbs vs. Nebraska, 2016 Music City Bowl
4	Tyler Bray vs. North Carolina, 2010 Music City Bowl
4	James Stewart vs. Virginia Tech, 1994 Gator Bowl
4	Heath Shuler vs. Boston College, 1993 Hall of Fame Bowl

PATS ATTEMPTED

6	Chase McGrath vs. Purdue, 2021 Music City Bowl
6	Aaron Medley vs. Northwestern, 2016 Outback Bowl
6	Aaron Medley vs. Iowa, 2015 TaxSlayer Bowl
6	Alex Walls vs. Michigan, 2002 Florida Citrus Bowl
6	Jeff Hall vs. Northwestern, 1997 Florida Citrus Bowl
6	John Becksvoort vs. Virginia Tech, 1994 Gator Bowl

PATS MADE

6	Chase McGrath vs. Purdue, 2021 Music City Bowl
6	Aaron Medley vs. Northwestern, 2016 Outback Bowl
6	Aaron Medley vs. Iowa, 2015 TaxSlayer Bowl
6	Alex Walls vs. Michigan, 2002 Florida Citrus Bowl
6	Jeff Hall vs. Northwestern, 1997 Florida Citrus Bowl
6	John Becksvoort vs. Virginia Tech, 1994 Gator Bowl

FIELD GOALS ATTEMPTED

5	George Hunt vs. Air Force, 1971 Sugar Bowl
4	Fuad Reveiz vs. Wisconsin, 1981 Garden State Bowl
4	Ricky Townsend vs. Texas Tech, 1973 Gator Bowl
3	Brent Cimaglia vs. Indiana, 2020 TaxSlayer Gator Bowl
3	Phil Reich vs. Indiana, 1988 Peach Bowl
3	George Hunt vs. Florida, 1969 Gator Bowl
3	Karl Kremser vs. Oklahoma, 1968 Orange Bowl

FIELD GOALS MADE

3	Brent Cimaglia vs. Indiana, 2020 TaxSlayer Gator Bowl
2	Many times, last Jeff Hall vs. Northwestern, 1997 Florida Citrus Bowl

LONGEST MADE FIELD GOAL

52	Fuad Reveiz vs. Maryland, 1984 Sun Bowl
50	John Becksvoort vs. Penn State, 1994 Florida Citrus Bowl
46	Aaron Medley vs. Nebraska, 2016 Music City Bowl
46	John Becksvoort vs. Penn State, 1994 Florida Citrus Bowl
44	James Wilhoit vs. Penn State, 2007 Outback Bowl
44	Jeff Hall vs. Nebraska, 1998 Orange Bowl
44	Fuad Reveiz vs. Wisconsin, 1981 Garden State Bowl

■ TACKLES

TACKLES

20	Jeremy Banks vs. Purdue, 2021 Music City Bowl
20	Carl Zander vs. Maryland, 1984 Sun Bowl
16	Reggie McKenzie vs. Maryland, 1984 Sun Bowl
15	Jack Reynolds vs. Texas, 1969 Cotton Bowl
14	Nick Reveiz vs. North Carolina, 2010 Music City Bowl
14	Dale Jones vs. Maryland, 1983 Florida Citrus Bowl
14	Carl Zander vs. Wisconsin, 1981 Garden State Bowl
14	Ray Nettles vs. Arkansas, 1971 Liberty Bowl

TACKLES FOR LOSS

4	Corey Terry vs. Northwestern, 1997 Florida Citrus Bowl
4	Reggie McKenzie vs. Maryland, 1984 Sun Bowl
3	Albert Haynesworth vs. Michigan, 2002 Florida Citrus Bowl
3	Eric Westmoreland vs. Florida State, 1999 Fiesta Bowl
3	Joe Cofer vs. Iowa, 1982 Peach Bowl

SACKS

4.5	Reggie McKenzie vs. Maryland, 1984 Sun Bowl
2	Dale Jones vs. Miami (Fla.), 1986 Sugar Bowl
2	Mark Hovanich vs. Miami (Fla.), 1986 Sugar Bowl
2	Reggie White vs. Iowa, 1982 Peach Bowl
2	Carl Johnson vs. LSU, 1972 Bluebonnet Bowl

PASS BREAKUPS

4	Darryl Hardy vs. Virginia, 1991 Sugar Bowl
4	Dale Carter vs. Virginia, 1991 Sugar Bowl
4	Andre Creamer vs. Miami (Fla.), 1986 Sugar Bowl
4	Conrad Graham vs. LSU, 1972 Bluebonnet Bowl

TEAM RECORDS

■ RUSHING

ATTEMPTS

63	Tennessee vs. Purdue, 2021 Music City Bowl
55	Tennessee vs. Texas, 1951 Cotton Bowl
54	Tennessee vs. Texas A&M, 2005 Cotton Bowl
54	Tennessee vs. Maryland, 1974 Liberty Bowl
54	Tennessee vs. Texas A&M, 1957 Gator Bowl

FEWEST ATTEMPTS

21	Tennessee vs. Nebraska, 1998 Orange Bowl
23	Tennessee vs. Penn State, 2007 Outback Bowl
24	Tennessee vs. Kansas State, 2001 Cotton Bowl

YARDS

320	Tennessee vs. Arkansas, 1990 Cotton Bowl
295	Tennessee vs. Texas, 1951 Cotton Bowl
288	Tennessee vs. Purdue, 2021 Music City Bowl
283	Tennessee vs. Iowa, 2015 TaxSlayer Bowl
245	Tennessee vs. Virginia Tech, 1994 Gator Bowl

FEWEST YARDS

-14	Tennessee vs. Texas, 1953 Cotton Bowl
38	Tennessee vs. Clemson, 2004 Peach Bowl
44	Tennessee vs. Nebraska, 2000 Fiesta Bowl

YARDS PER ATTEMPT

8.4	Tennessee vs. Arkansas, 1990 Cotton Bowl
7.4	Tennessee vs. Kansas State, 2001 Cotton Bowl
6.4	Tennessee vs. Texas, 1951 Cotton Bowl

FEWEST YARDS PER ATTEMPT

-0.5	Tennessee vs. Texas, 1953 Cotton Bowl
0.2	Tennessee vs. Virginia Tech, 2009 Chick-fil-A Bowl
1.5	Tennessee vs. Clemson, 2004 Peach Bowl

TOUCHDOWNS

5	Tennessee vs. Northwestern, 2016 Outback Bowl
4	Tennessee vs. Nebraska, 2016 Music City Bowl
4	Tennessee vs. Iowa, 2015 TaxSlayer Bowl
4	Tennessee vs. Virginia Tech, 1994 Gator Bowl
3	Tennessee vs. Michigan, 2002 Florida Citrus Bowl
3	Tennessee vs. Miami (Fla.), 1986 Sugar Bowl
3	Tennessee vs. Maryland, 1983 Florida Citrus Bowl
3	Tennessee vs. Tulsa, 1965 Bluebonnet Bowl

■ PASSING

ATTEMPTS

56	Tennessee vs. Clemson, 2004 Peach Bowl
46	Tennessee vs. Air Force, 1971 Sugar Bowl
45	Tennessee vs. North Carolina, 2010 Music City Bowl
44	Tennessee vs. Penn State, 1994 Citrus Bowl

43	Tennessee vs. Wisconsin, 2008 Outback Bowl
----	--

43	Tennessee vs. Penn State, 1992 Fiesta Bowl
----	--

FEWEST ATTEMPTS

6	Tennessee vs. Texas A&M, 1957 Gator Bowl
6	Tennessee vs. Texas, 1953 Sugar Bowl
7	Tennessee vs. Tulsa, 1965 Bluebonnet Bowl

COMPLETIONS

31	Tennessee vs. Clemson, 2004 Peach Bowl
27	Tennessee vs. North Carolina, 2010 Music City Bowl
27	Tennessee vs. Michigan, 2002 Florida Citrus Bowl
27	Tennessee vs. Northwestern, 1997 Florida Citrus Bowl
26	Tennessee vs. Purdue, 2021 Music City Bowl

FEWEST COMPLETIONS

1	Tennessee vs. Baylor, 1957 Sugar Bowl
3	Four times

INTERCEPTIONS

4	Tennessee vs. Baylor, 1957 Sugar Bowl
4	Tennessee vs. Maryland, 1952 Sugar Bowl
4	Tennessee vs. Rice, 1947 Orange Bowl

COMPLETION PERCENTAGE

77.8	Tennessee vs. Indiana, 1988 Peach Bowl
77.2	Tennessee vs. Iowa, 2015 TaxSlayer Bowl
77.1	Tennessee vs. Michigan, 2002 Florida Citrus Bowl
73.1	Tennessee vs. Boston College, 1993 Hall of Fame Bowl

LOWEST COMPLETION PERCENTAGE

10.0	Tennessee vs. Baylor, 1957 Sugar Bowl
21.1	Tennessee vs. Rice, 1947 Orange Bowl
21.4	Tennessee vs. Southern California, 1945 Rose Bowl

YARDS

408	Tennessee vs. Northwestern, 1997 Florida Citrus Bowl
406	Tennessee vs. Michigan, 2002 Florida Citrus Bowl
384	Tennessee vs. Clemson, 2004 Peach Bowl
378	Tennessee vs. Purdue, 2021 Music City Bowl
365	Tennessee vs. Wisconsin, 2008 Outback Bowl

FEWEST YARDS

16	Tennessee vs. Baylor, 1957 Sugar Bowl
17	Tennessee vs. Southern California, 1945 Rose Bowl
32	Tennessee vs. Rice, 1947 Orange Bowl

YARDS PER ATTEMPT

14.6	Tennessee vs. Florida State, 1999 Fiesta Bowl
11.6	Tennessee vs. Michigan, 2002 Florida Citrus Bowl
11.3	Tennessee vs. Boston College, 1993 Hall of Fame Bowl

FEWEST YARDS PER ATTEMPT

1.2	Tennessee vs. Southern California, 1945 Rose Bowl
1.6	Tennessee vs. Baylor, 1957 Sugar Bowl
1.7	Tennessee vs. Rice, 1947 Orange Bowl

TOUCHDOWNS

5	Tennessee vs. Purdue, 2021 Music City Bowl
4	Tennessee vs. North Carolina, 2010 Music City Bowl
4	Tennessee vs. Northwestern, 1997 Florida Citrus Bowl
3	Tennessee vs. Texas A&M, 2005 Cotton Bowl
3	Tennessee vs. Michigan, 2002 Florida Citrus Bowl
3	Tennessee vs. Boston College, 1993 Hall of Fame Bowl
3	Tennessee vs. Minnesota, 1986 Liberty Bowl

■ TOTAL OFFENSE

PLAYS (RUSHING+PASSING)

105	Tennessee vs. Purdue, 2021 Music City Bowl
88	Tennessee vs. Penn State, 1992 Fiesta Bowl
88	Tennessee vs. Air Force, 1971 Sugar Bowl
85	Tennessee vs. Texas A&M, 2005 Cotton Bowl
85	Tennessee vs. Wisconsin, 1981 Garden State Bowl

FEWEST PLAYS (RUSHING+PASSING)

35	Tennessee vs. Texas, 1953 Cotton Bowl
40	Tennessee vs. Southern California, 1940 Rose Bowl
49	Tennessee vs. Kansas State, 2001 Cotton Bowl
49	Tennessee vs. Baylor, 1957 Sugar Bowl

YARDS (RUSHING+PASSING)

666	Tennessee vs. Purdue, 2021 Music City Bowl
523	Tennessee vs. Northwestern, 1997 Florida Citrus Bowl
521	Tennessee vs. Nebraska, 2016 Music City Bowl
503	Tennessee vs. Michigan, 2002 Florida Citrus Bowl
495	Tennessee vs. Virginia Tech, 1994 Gator Bowl

FEWEST YARDS (RUSHING+PASSING)

32	Tennessee vs. Texas, 1953 Cotton Bowl
137	Tennessee vs. Rice, 1947 Orange Bowl
141	Tennessee vs. Southern California, 1940 Rose Bowl

YARDS/PLAY (RUSHING+PASSING)

7.7	Tennessee vs. Arkansas, 1990 Cotton Bowl
7.4	Tennessee vs. Northwestern, 1997 Florida Citrus Bowl
7.0	Tennessee vs. Michigan, 2002 Florida Citrus Bowl

FEWEST YARDS/PLAY (RUSHING+PASSING)

0.9	Tennessee vs. Texas, 1953 Cotton Bowl
2.9	Tennessee vs. Maryland, 1952 Sugar Bowl
3.2	Tennessee vs. Texas A&M, 1957 Gator Bowl

■ PUNTING

PUNTS

15	Tennessee vs. Rice, 1947 Orange Bowl
13	Tennessee vs. Southern California, 1945 Rose Bowl
11	Tennessee vs. Southern California, 1940 Rose Bowl

FEWEST PUNTS

1	Tennessee vs. Maryland, 1983 Florida Citrus Bowl
2	Tennessee vs. Florida, 1969 Gator Bowl
2	Tennessee vs. Oklahoma, 1968 Orange Bowl

AVERAGE

52.3	Tennessee vs. Nebraska, 1998 Orange Bowl
47.8	Tennessee vs. Northwestern, 2016 Outback Bowl
47.7	Tennessee vs. Maryland, 2002 Peach Bowl
47.4	Tennessee vs. Wisconsin, 1981 Garden State Bowl

LOWEST AVERAGE

15.0	Tennessee vs. Florida, 1969 Gator Bowl
29.2	Tennessee vs. Kansas State, 2001 Cotton Bowl
31.4	Tennessee vs. Air Force, 1971 Sugar Bowl

■ PUNT RETURNS

RETURNS

6	Tennessee vs. Penn State, 1992 Fiesta Bowl
6	Tennessee vs. Air Force, 1971 Sugar Bowl
6	Tennessee vs. Oklahoma, 1939 Orange Bowl

YARDS

89	Tennessee vs. Virginia Tech, 1994 Gator Bowl
86	Tennessee vs. Air Force, 1971 Sugar Bowl
75	Tennessee vs. Oklahoma, 1939 Orange Bowl

AVERAGE (MIN. 3 RETURNS)

29.7	Tennessee vs. Virginia Tech, 1994 Gator Bowl
14.3	Tennessee vs. Air Force, 1971 Sugar Bowl
13.5	Tennessee vs. Maryland, 1974 Liberty Bowl

■ KICKOFF RETURNS

RETURNS

8	Tennessee vs. Purdue, 2021 Music City Bowl
7	Tennessee vs. Penn State, 1992 Fiesta Bowl
6	Tennessee vs. Penn State, 1994 Florida Citrus Bowl
6	Tennessee vs. Virginia, 1991 Sugar Bowl

YARDS

172	Tennessee vs. Purdue, 2021 Music City Bowl
170	Tennessee vs. Maryland, 1984 Sun Bowl
134	Tennessee vs. Virginia Tech, 2009 Chick-fil-A Bowl
132	Tennessee vs. Penn State, 1992 Fiesta Bowl

AVERAGE (MIN. 3 RETURNS)

42.5	Tennessee vs. Maryland, 1984 Sun Bowl
32.0	Tennessee vs. Wisconsin, 1981 Garden State Bowl
29.5	Tennessee vs. Oklahoma, 1968 Orange Bowl

■ INTERCEPTIONS

INTERCEPTIONS

4	Tennessee vs. Northwestern, 2016 Outback Bowl
4	Tennessee vs. Northwestern, 1997 Florida Citrus Bowl
4	Tennessee vs. Miami (Fla.), 1986 Sugar Bowl
4	Tennessee vs. Air Force, 1971 Sugar Bowl
4	Tennessee vs. Tulsa, 1965 Bluebonnet Bowl

YARDS

120	Tennessee vs. Northwestern, 2016 Outback Bowl
104	Tennessee vs. Arkansas, 1971 Liberty Bowl
89	Tennessee vs. Miami (Fla.), 1986 Sugar Bowl
78	Tennessee vs. Kansas State, 2001 Cotton Bowl

■ TURNOVERS

TURNOVERS LOST

6	Tennessee vs. Maryland, 1952 Sugar Bowl
5	Four times

■ FUMBLES

FUMBLES

7	Tennessee vs. Air Force, 1971 Sugar Bowl
6	Tennessee vs. Texas A&M, 1957 Gator Bowl
5	Three times

FUMBLES LOST

3	Tennessee vs. Penn State, 1992 Fiesta Bowl
3	Tennessee vs. Air Force, 1971 Sugar Bowl
3	Tennessee vs. Texas, 1953 Cotton Bowl

■ PENALTIES

PENALTIES

16	Tennessee vs. Oklahoma, 1939 Orange Bowl
14	Tennessee vs. Purdue, 2021 Music City Bowl
13	Tennessee vs. Northwestern, 1997 Florida Citrus Bowl

FEWEST PENALTIES

1	Tennessee vs. Maryland, 1983 Florida Citrus Bowl
1	Tennessee vs. Texas Tech, 1973 Gator Bowl
2	Tennessee vs. Maryland, 1952 Sugar Bowl
2	Tennessee vs. Southern California, 1940 Rose Bowl

YARDS

130	Tennessee vs. Oklahoma, 1939 Orange Bowl
128	Tennessee vs. Purdue, 2021 Music City Bowl
125	Tennessee vs. Miami (Fla.), 1986 Sugar Bowl

FEWEST YARDS

3	Tennessee vs. Texas Tech, 1973 Gator Bowl
5	Tennessee vs. Maryland, 1983 Florida Citrus Bowl
17	Tennessee vs. Texas, 1969 Cotton Bowl

■ FIRST DOWNS

FIRST DOWNS

32	Tennessee vs. Texas A&M, 2005 Cotton Bowl
31	Tennessee vs. Purdue, 2021 Music City Bowl
29	Tennessee vs. Northwestern, 1997 Florida Citrus Bowl
28	Tennessee vs. Clemson, 2004 Peach Bowl
28	Tennessee vs. Virginia, 1991 Sugar Bowl

FEWEST FIRST DOWNS

5	Tennessee vs. Rice, 1947 Orange Bowl
6	Tennessee vs. Texas, 1953 Cotton Bowl
8	Tennessee vs. Southern California, 1945 Rose Bowl

FIRST DOWNS (RUSHING)

17	Tennessee vs. Texas A&M, 2005 Cotton Bowl
16	Tennessee vs. Purdue, 2021 Music City Bowl
15	Tennessee vs. Iowa, 2015 TaxSlayer Bowl
15	Tennessee vs. Indiana, 1988 Peach Bowl
15	Tennessee vs. Texas, 1951 Cotton Bowl

FIRST DOWNS (PASSING)

23	Tennessee vs. Northwestern, 1997 Florida Citrus Bowl
20	Tennessee vs. Clemson, 2004 Peach Bowl
18	Tennessee vs. Michigan, 2002 Florida Citrus Bowl

FIRST DOWNS (PENALTY)

5	Tennessee vs. Texas A&M, 2005 Cotton Bowl
4	Tennessee vs. Purdue, 2021 Music City Bowl
4	Tennessee vs. Florida State, 1999 Fiesta Bowl

■ SCORING

POINTS

48	Tennessee vs. Northwestern (28), 1997 Florida Citrus Bowl
45	Tennessee vs. Purdue (48), 2021 Music City Bowl
45	Tennessee vs. Northwestern (6), 2016 Outback Bowl
45	Tennessee vs. Iowa (28), 2015 TaxSlayer Bowl
45	Tennessee vs. Michigan (17), 2002 Florida Citrus Bowl
45	Tennessee vs. Virginia Tech (23), 1994 Gator Bowl

FEWEST POINTS

0	Tennessee vs. Texas (16), 1953 Cotton Bowl
0	Tennessee vs. Rice (8), 1947 Orange Bowl
0	Tennessee vs. Southern California (25), 1945 Rose Bowl
0	Tennessee vs. Southern California (14), 1940 Rose Bowl

POINTS (QUARTER)

24	Tennessee vs. Air Force, 1971 Sugar Bowl
21	Tennessee vs. Purdue, 2021 Music City Bowl
21	Tennessee vs. Nebraska, 2016 Music City Bowl
21	Tennessee vs. Northwestern, 2016 Outback Bowl

21	Tennessee vs. Iowa, 2015 TaxSlayer Bowl
21	Tennessee vs. Northwestern, 1997 Florida Citrus Bowl
21	Tennessee vs. Virginia Tech, 1994 Gator Bowl

POINTS (HALF)

35	Tennessee vs. Iowa, 2015 TaxSlayer Bowl
35	Tennessee vs. Virginia Tech, 1994 Gator Bowl
31	Tennessee vs. Northwestern, 1997 Florida Citrus Bowl
28	Tennessee vs. Texas A&M, 2005 Cotton Bowl

TOUCHDOWNS

6	Tennessee vs. Purdue, 2021 Music City Bowl
6	Tennessee vs. Northwestern, 2016 Outback Bowl
6	Tennessee vs. Iowa, 2015 TaxSlayer Bowl
6	Tennessee vs. Michigan, 2002 Florida Citrus Bowl
6	Tennessee vs. Northwestern, 1997 Florida Citrus Bowl
6	Tennessee vs. Virginia Tech, 1994 Gator Bowl

FIELD GOALS ATTEMPTED

5	Tennessee vs. Air Force, 1971 Sugar Bowl
4	Tennessee vs. Wisconsin, 1981 Garden State Bowl
4	Tennessee vs. Texas Tech, 1973 Gator Bowl

FIELD GOALS MADE

3	Tennessee vs. Indiana, 2020 TaxSlayer Gator Bowl
2	Nine times, most recent: Tennessee vs. Northwestern, 1997 Florida Citrus Bowl

MARGIN OF VICTORY

39	Tennessee (45) vs. Northwestern (6), 2016 Outback Bowl
31	Tennessee (38) vs. Texas A&M (7), 2005 Cotton Bowl
28	Tennessee (45) vs. Michigan (17), 2002 Florida Citrus Bowl
28	Tennessee (35) vs. Miami (Fla.) (7), 1986 Sugar Bowl

MARGIN OF DEFEAT

27	Tennessee (3) vs. Maryland (30), 2002 Peach Bowl
25	Tennessee (17) vs. Nebraska (42), 1998 Orange Bowl
25	Tennessee (17) vs. Penn State (42), 1992 Fiesta Bowl
25	Tennessee (0) vs. Southern California (25), 1945 Rose Bowl

LARGEST MARGIN OVERCOME TO WIN

16	Tennessee vs. Virginia, 1991 Sugar Bowl
13	Tennessee vs. Indiana, 2020 TaxSlayer Gator Bowl
7	Tennessee vs. Ohio State, 1996 Florida Citrus Bowl
7	Tennessee vs. Miami (Fla.), 1986 Sugar Bowl
7	Tennessee vs. Texas, 1951 Cotton Bowl
7	Tennessee vs. Tulsa, 1943 Sugar Bowl

LARGEST LEAD RELINQUISHED IN LOSS

21	Tennessee vs. Maryland, 1984 Sun Bowl
14	Tennessee vs. Purdue, 2021 Music City Bowl
10	Tennessee vs. Penn State, 1994 Florida Citrus Bowl
10	Tennessee vs. Penn State, 1992 Fiesta Bowl

OPPONENT INDIVIDUAL RECORDS

■ RUSHING

ATTEMPTS

31	Tony Hunt, Penn State, 2007 Outback Bowl
29	Ahman Green, Nebraska, 1998 Orange Bowl
29	Floyd Little, Syracuse, 1966 Gator Bowl

YARDS

216	Floyd Little, Syracuse, 1966 Gator Bowl
206	Ahman Green, Nebraska, 1998 Orange Bowl
160	Shaun Draughn, North Carolina, 2010 Music City Bowl
158	Tony Hunt, Penn State, 2007 Outback Bowl

YARDS/ATTEMPT (MIN. 10 ATTEMPTS)

10.0	Jordan Canzeri, Iowa, 2015 TaxSlayer Bowl
9.7	Don Burnside, Southern California, 1945 Rose Bowl
8.9	Tommy Neal, Maryland, 1984 Sun Bowl
8.7	Chad Jasmin, Clemson, 2004 Peach Bowl

TOUCHDOWNS

3	Scott Frost, Nebraska, 1998 Orange Bowl
2	Many times, last Mark Weisman, Iowa, 2015 TaxSlayer Bowl

LONGEST GAIN

70	James Mosley, Texas Tech, 1973 Gator Bowl
58	Shaun Draughn, North Carolina, 2010 Music City Bowl
57	Tommy Neal, Maryland, 1984 Sun Bowl
54	Terrence Thomas, Texas A&M, 2005 Cotton Bowl
54	Floyd Little, Syracuse, 1966 Gator Bowl
54	Delbert Shofner, Baylor, 1957 Gator Bowl

PASSING ATTEMPTS

47	Bill Anderson, Tulsa, 1965 Bluebonnet Bowl
46	Aidan O'Connell, Purdue, 2021 Music City Bowl
46	Glenn Foley, Boston College, 1993 Hall of Fame Bowl
46	Bob Parker, Air Force, 1971 Sugar Bowl

COMPLETIONS

26	Aidan O'Connell, Purdue, 2021 Music City Bowl
25	Steve Schnur, Northwestern, 1997 Florida Citrus Bowl
23	T.J. Yates, North Carolina, 2010 Music City Bowl
23	Reggie McNeal, Texas A&M, 2005 Cotton Bowl
23	Glenn Foley, Boston College, 1993 Hall of Fame Bowl
23	Bob Parker, Air Force, 1971 Sugar Bowl
23	Bill Anderson, Tulsa, 1965 Bluebonnet Bowl

CONSECUTIVE COMPLETIONS

9	Glenn Dobbs, Tulsa, 1943 Sugar Bowl
---	-------------------------------------

INTERCEPTIONS

4	Bob Parker, Air Force, 1971 Sugar Bowl
4	Bill Anderson, Tulsa, 1965 Bluebonnet Bowl
3	Five times; last: Aidan O'Connell, Purdue, 2021 Music City Bowl

COMPLETION PERCENTAGE (MIN. 10 ATTEMPTS)

75.0	Scott Frost, Nebraska, 1998 Orange Bowl
73.1	Chuck Long, Iowa, 1982 Peach Bowl
72.7	Joe Barnes, Texas Tech, 1973 Gator Bowl

YARDS

534	Aidan O'Connell, Purdue, 2021 Music City Bowl
304	Chuck Long, Iowa, 1982 Peach Bowl
303	Mark Herrmann, Purdue, 1979 Bluebonnet Bowl

YARDS/ATTEMPT (MIN. 10 ATTEMPTS)

15.4	James Street, Texas, 1969 Cotton Bowl
14.0	Joe Barnes, Texas Tech, 1973 Gator Bowl
12.3	Tyrod Taylor, Virginia Tech, 2009 Chick-fil-A Bowl

TOUCHDOWNS

5	Aidan O'Connell, Purdue, 2021 Music City Bowl
4	Tony Sacca, Penn State, 1992 Fiesta Bowl
3	Chuck Long, Iowa, 1982 Peach Bowl
3	Mark Herrmann, Purdue, 1979 Bluebonnet Bowl

LONGEST GAIN

79	Joe Barnes to Lawrence Williams, Texas Tech, 1973 Gator Bowl
79	James Street to Cotton Speyrer, Texas, 1969 Cotton Bowl
75	Aidan O'Connell to Brock Thompson, Purdue, 2021 Music City Bowl

TOTAL OFFENSE

PLAYS (RUSHING+PASSING)

52	Steve Schnur, Northwestern, 1997 Florida Citrus Bowl
52	Glenn Foley, Boston College, 1993 Hall of Fame Bowl
52	Bob Parker, Air Force, 1971 Sugar Bowl
52	Bill Anderson, Tulsa, 1965 Bluebonnet Bowl
51	Peyton Ramsey, Indiana, 2020 TaxSlayer Gator Bowl

YARDS (RUSHING+PASSING)

525	Aidan O'Connell, Purdue, 2021 Music City Bowl
308	Jon Beasley, Kansas State, 2001 Cotton Bowl
306	Chuck Long, Iowa, 1982 Peach Bowl

YARDS/PLAY (RUSHING+PASSING) (MIN. 20 ATTEMPTS)

10.7	Aidan O'Connell, Purdue, 2021 Music City Bowl
9.5	James Street, Texas, 1969 Cotton Bowl
9.4	Jordan Canzeri, Iowa, 2015 TaxSlayer Bowl

RECEIVING RECEPTIONS

10	Brian Musso, Northwestern, 1997 Florida Citrus Bowl
10	D'Wayne Bates, Northwestern, 1997 Florida Citrus Bowl
10	Paul Bassa, Air Force, 1971 Sugar Bowl

YARDS

217	Brock Thompson, Purdue, 2021 Music City Bowl
168	Dave Moritz, Iowa, 1982 Peach Bowl
161	Cotton Speyrer, Texas, 1969 Cotton Bowl

YARDS/RECEPTION (MIN. 3 RECEPTIONS)

32.2	Cotton Speyrer, Texas, 1969 Cotton Bowl
31.3	Lawrence Williams, Texas Tech, 1973 Gator Bowl
31.0	Brock Thompson, Purdue, 2021 Music City Bowl

TOUCHDOWNS

2	Brock Thompson, Purdue, 2021 Music City Bowl
2	Payne Durham, Purdue, 2021 Music City Bowl
2	Brandon Reilly, Nebraska, 2016 Music City Bowl
2	Quincy Morgan, Kansas State, 2001 Cotton Bowl
2	Pete Mitchell, Boston College, 1993 Hall of Fame Bowl
2	Ronnie Harmon, Iowa, 1982 Peach Bowl
2	Dave Young, Purdue, 1979 Bluebonnet Bowl
2	Cotton Speyrer, Texas, 1969 Cotton Bowl

LONGEST GAIN

79	Lawrence Williams from Joe Barnes, Texas Tech, 1973 Gator Bowl
79	Cotton Speyrer from James Street, Texas, 1969 Cotton Bowl
75	Broc Thompson from Aidan O'Connell, Purdue, 2021 Music City Bowl

PUNTING

PUNTS

13	Hugh Keeney, Rice, 1947 Orange Bowl
13	Hugh McCullough, Oklahoma, 1939 Orange Bowl
9	Keith Cottrell, Florida State, 1999 Fiesta Bowl
9	Doug Helkowski, Penn State, 1992 Fiesta Bowl

AVERAGE (MIN. 3 PUNTS)

50.3	Brooks Bernard, Maryland, 2002 Peach Bowl
48.1	Brent Bartholomew, Ohio State, 1996 Florida Citrus Bowl
47.9	Doug Helkowski, Penn State, 1992 Fiesta Bowl

LONGEST PUNT

78	Glenn Dobbs, Tulsa, 1943 Sugar Bowl
74	Bill Bradley, Texas, 1969 Cotton Bowl
70	Hugh McCullough, Oklahoma, 1939 Orange Bowl

■ PUNT RETURNS

RETURNS

6	Dimitrios Stanley, Ohio State, 1996 Florida Citrus Bowl
4	Five times

YARDS

95	Steve Suter, Maryland, 2002 Peach Bowl
71	O.J. McDuffie, Penn State, 1992 Fiesta Bowl
69	Bobby Newcombe, Nebraska, 2000 Fiesta Bowl

AVERAGE (MIN. 3 RETURNS)

23.8	Steve Suter, Maryland, 2002 Peach Bowl
23.0	Bobby Newcombe, Nebraska, 2000 Fiesta Bowl
21.6	Derrick Hamilton, Clemson, 2004 Peach Bowl

LONGEST RETURN

79	Steve Suter, Maryland, 2002 Peach Bowl
63	Bob Smith, Maryland, 1974 Liberty Bowl
60	Bobby Newcombe, Nebraska, 2000 Fiesta Bowl

■ KICKOFF RETURNS

RETURNS

8#	Todd Howard, Michigan, 2002 Florida Citrus Bowl
6	Dave Beazley, Northwestern, 1997 Florida Citrus Bowl
5	J.C. Penny, Miami (Fla.), 1986 Sugar Bowl
5	Tommy Neal, Maryland, 1983 Florida Citrus Bowl

YARDS

181	Tommy Neal, Maryland, 1983 Florida Citrus Bowl
137	Dave Beazley, Northwestern, 1997 Florida Citrus Bowl
125	Todd Howard, Michigan, 2002 Florida Citrus Bowl

AVERAGE (MIN. 2 RETURNS)

36.2	Tommy Neal, Maryland, 1983 Florida Citrus Bowl
32.0	Thad McFadden, Wisconsin, 1981 Garden State Bowl
30.7	David Gilreath, Wisconsin, 2008 Outback Bowl

LONGEST RETURN

80	Tommy Neal, Maryland, 1983 Florida Citrus Bowl
60	David Gilreath, Wisconsin, 2008 Outback Bowl
52	Bobby Peters, Baylor, 1957 Sugar Bowl

■ INTERCEPTIONS

INTERCEPTIONS

3	Louis Campbell, Arkansas, 1971 Liberty Bowl
2	Reggie Givens, Penn State, 1992 Fiesta Bowl
2	Marcus McKinnie, Purdue, 1979 Bluebonnet Bowl
2	Tom Campbell, Texas, 1969 Cotton Bowl
2	Arthur Beall, Baylor, 1957 Sugar Bowl
2	Ed Fullerton, Maryland, 1952 Sugar Bowl

YARDS

63	Jamar Johnson, Indiana, 2020 TaxSlayer Gator Bowl
54	Curome Cox, Maryland, 2002 Peach Bowl
49	Ed Fullerton, Maryland, 1952 Sugar Bowl
47	Rock Cartwright, Kansas State, 2001 Cotton Bowl

LONGEST RETURN

63	Jamar Johnson, Indiana, 2020 TaxSlayer Gator Bowl
54	Curome Cox, Maryland, 2002 Peach Bowl
47	Rock Cartwright, Kansas State, 2001 Cotton Bowl
46	Ed Fullerton, Maryland, 1952 Sugar Bowl

■ ALL-PURPOSE

PLAYS (RUSHING+RECEIVING+ALL RETURNS)

36	Floyd Little, Syracuse, 1966 Gator Bowl
32	Tony Hunt, Penn State, 2007 Outback Bowl
32	Ahman Green, Nebraska, 1998 Orange Bowl

YARDS (RUSHING+RECEIVING+ALL RETURNS)

279	Floyd Little, Syracuse, 1966 Gator Bowl
246	Ernie Jones, Indiana, 1988 Peach Bowl
237	Ahman Green, Nebraska, 1998 Orange Bowl

YARDS/PLAY (RUSHING+RECEIVING+ALL RETURNS) (MIN. 10 PLAYS)

31.0	Broc Thompson, Purdue, 2021 Music City Bowl
22.4	Ernie Jones, Indiana, 1988 Peach Bowl
20.3	Thad McFadden, Wisconsin, 1981 Garden State Bowl

■ SCORING

POINTS

18	Scott Frost, Nebraska, 1998 Orange Bowl
14	Barry Foster, Arkansas, 1990 Cotton Bowl
14	Cotton Speyrer, Texas, 1969 Cotton Bowl

POINTS BY KICKING

16	Mitchell Fineran, Purdue, 2021 Music City Bowl
15	Jess Atkinson, Maryland, 1983 Florida Citrus Bowl
12	Casey Barth, North Carolina, 2010 Music City Bowl
12	Nick Novak, Maryland, 2002 Peach Bowl

TOUCHDOWNS

3	Scott Frost, Nebraska, 1998 Orange Bowl
2	Many times, last Broc Thompson & Payne Durham, Purdue, 2021 Music City Bowl

PATS ATTEMPTED

6	Kris Brown, Nebraska, 1998 Orange Bowl
6	Craig Fayak, Penn State, 1992 Fiesta Bowl
5	Jamie Rheem, Kansas State, 2001 Cotton Bowl

PATS MADE

6	Kris Brown, Nebraska, 1998 Orange Bowl
6	Craig Fayak, Penn State, 1992 Fiesta Bowl
5	Jamie Rheem, Kansas State, 2001 Cotton Bowl

FIELD GOALS ATTEMPTED

6	Jess Atkinson, Maryland, 1983 Florida Citrus Bowl
5	Kevin Kelly, Penn State, 2007 Outback Bowl
4	Mitchell Fineran, Purdue, 2021 Music City Bowl
4	Logan Justus, Indiana, 2020 TaxSlayer Gator Bowl
4	Aaron Hunt, Clemson, 2004 Peach Bowl
4	Jake McInerney, Virginia, 1991 Sugar Bowl

FIELD GOALS MADE

5	Jess Atkinson, Maryland, 1983 Florida Citrus Bowl
4	Mitchell Fineran, Purdue, 2021 Music City Bowl
3	Logan Justus, Indiana, 2020 TaxSlayer Gator Bowl
3	Casey Barth, North Carolina, 2010 Music City Bowl
3	Matt Waldron, Virginia Tech, 2009 Chick-fil-A Bowl
3	Nick Novak, Maryland, 2002 Peach Bowl
3	Jake McInerney, Virginia, 1991 Sugar Bowl

LONGEST MADE FIELD GOAL

52	Pete Stoyanovich, Indiana, 1988 Peach Bowl
49	Logan Justus, Indiana, 2020 TaxSlayer Gator Bowl
48	Jess Atkinson, Maryland, 1983 Florida Citrus Bowl

■ TACKLES

TACKLES

17	Eric Wilson, Maryland, 1983 Florida Citrus Bowl
16	Harry Walters, Maryland, 1974 Liberty Bowl
16	Randy White, Maryland, 1974 Liberty Bowl

TACKLES FOR LOSS

4	Jonathan Casillas, Wisconsin, 2008 Outback Bowl
4	E.J. Henderson, Maryland, 2002 Peach Bowl
4	Matt Finkes, Ohio State, 1996 Florida Citrus Bowl

SACKS

2	Nekos Brown, Virginia Tech, 2009 Chick-fil-A Bowl
2	E.J. Henderson, Maryland, 2002 Peach Bowl
2	Chris Johnson, Kansas State, 2001 Cotton Bowl
2	Aaron Wills, Nebraska, 2000 Fiesta Bowl

PASS BREAKUPS

4	Matt VandenBoom, Wisconsin, 1981 Garden State Bowl
4	Tom Campbell, Texas, 1969 Cotton Bowl

OPPONENT TEAM RECORDS

■ RUSHING

ATTEMPTS

78	Texas vs. Tennessee, 1953 Cotton Bowl
72	Arkansas vs. Tennessee, 1990 Cotton Bowl
68	Nebraska vs. Tennessee, 1998 Orange Bowl

FEWEST ATTEMPTS

16	Oklahoma vs. Tennessee, 1939 Orange Bowl
18	Texas A&M vs. Tennessee, 2005 Cotton Bowl
24	Air Force vs. Tennessee, 1971 Sugar Bowl
24	Tulsa vs. Tennessee, 1965 Bluebonnet Bowl

YARDS

409	Nebraska vs. Tennessee, 1998 Orange Bowl
361	Arkansas vs. Tennessee, 1990 Cotton Bowl
348	Syracuse vs. Tennessee, 1966 Gator Bowl

FEWEST YARDS

-39	Tulsa vs. Tennessee, 1943 Sugar Bowl
-12	Air Force vs. Tennessee, 1971 Sugar Bowl
25	Oklahoma vs. Tennessee, 1939 Orange Bowl

YARDS PER ATTEMPT

6.1	Syracuse vs. Tennessee, 1966 Gator Bowl
6.0	Nebraska vs. Tennessee, 1998 Orange Bowl
5.7	Nebraska vs. Tennessee, 2000 Fiesta Bowl

FEWEST YARDS PER ATTEMPT

-0.5	Air Force vs. Tennessee, 1971 Sugar Bowl
1.1	Miami (Fla.) vs. Tennessee, 1986 Sugar Bowl
1.5	Northwestern vs. Tennessee, 1997 Florida Citrus Bowl

TOUCHDOWNS

6	Nebraska vs. Tennessee, 1998 Orange Bowl
4	Virginia Tech vs. Tennessee, 2009 Chick-fil-A Bowl
4	Maryland vs. Tennessee, 1984 Sun Bowl

■ PASSING

ATTEMPTS

51	Northwestern vs. Tennessee, 1997 Florida Citrus Bowl
47	Purdue vs. Tennessee, 2021 Music City Bowl
47	Boston College vs. Tennessee, 1993 Hall of Fame Bowl
47	Tulsa vs. Tennessee, 1965 Bluebonnet Bowl

FEWEST ATTEMPTS

4	Rice vs. Tennessee, 1947 Orange Bowl
7	Syracuse vs. Tennessee, 1966 Gator Bowl
8	Texas A&M vs. Tennessee, 1957 Gator Bowl
8	Texas vs. Tennessee, 1953 Cotton Bowl

COMPLETIONS

27	Northwestern vs. Tennessee, 1997 Florida Citrus Bowl
26	Purdue vs. Tennessee, 2021 Music City Bowl
23	Seven times

FEWEST COMPLETIONS

0#	Rice vs. Tennessee, 1947 Orange Bowl
2	Syracuse vs. Tennessee, 1966 Gator Bowl
2	Texas vs. Tennessee, 1953 Cotton Bowl

INTERCEPTIONS

4	Northwestern vs. Tennessee, 2016 Outback Bowl
4	Northwestern vs. Tennessee, 1997 Florida Citrus Bowl
4	Miami (Fla.) vs. Tennessee, 1986 Sugar Bowl
4	Air Force vs. Tennessee, 1971 Sugar Bowl
4	Tulsa vs. Tennessee, 1965 Bluebonnet Bowl

COMPLETION PERCENTAGE

75.0	Nebraska vs. Tennessee, 1998 Orange Bowl
73.1	Iowa vs. Tennessee, 1982 Peach Bowl
72.7	Texas Tech vs. Tennessee, 1973 Gator Bowl

LOWEST COMPLETION PERCENTAGE

0.0#	Rice vs. Tennessee, 1947 Orange Bowl
25.0	Texas vs. Tennessee, 1953 Sugar Bowl (2 of 8)
27.3	Baylor vs. Tennessee, 1957 Sugar Bowl (3 of 11)

YARDS

534	Purdue vs. Tennessee, 2021 Music City Bowl
343	Michigan vs. Tennessee, 2002 Florida Citrus Bowl
304	Iowa vs. Tennessee, 1982 Peach Bowl

FEWEST YARDS

0	Rice vs. Tennessee, 1947 Orange Bowl
16	Syracuse vs. Tennessee, 1966 Gator Bowl
24	Baylor vs. Tennessee, 1957 Sugar Bowl

YARDS PER ATTEMPT

16.7	Texas vs. Tennessee, 1969 Cotton Bowl
14.0	Texas Tech vs. Tennessee, 1973 Gator Bowl
11.7	Iowa vs. Tennessee, 1982 Peach Bowl

FEWEST YARDS PER ATTEMPT

0.0	Rice vs. Tennessee, 1947 Orange Bowl
2.2	Baylor vs. Tennessee, 1957 Sugar Bowl
2.6	Oklahoma vs. Tennessee, 1939 Orange Bowl

TOUCHDOWNS

5	Purdue vs. Tennessee, 2021 Music City Bowl
4	Penn State vs. Tennessee, 1992 Fiesta Bowl
3	Iowa vs. Tennessee, 1982 Peach Bowl
3	Purdue vs. Tennessee, 1979 Bluebonnet Bowl

■ TOTAL OFFENSE

PLAYS (RUSHING+PASSING)

94	Arkansas vs. Tennessee, 1990 Cotton Bowl
92	Purdue vs. Tennessee, 1979 Bluebonnet Bowl
86	Texas vs. Tennessee, 1953 Cotton Bowl
86	Kansas State vs. Tennessee, 2001 Cotton Bowl

FEWEST PLAYS (RUSHING+PASSING)

43	Oklahoma vs. Tennessee, 1939 Orange Bowl
48	Texas A&M vs. Tennessee, 1957 Gator Bowl
50	Boston College vs. Tennessee, 1941 Sugar Bowl

YARDS (RUSHING+PASSING)

627	Purdue vs. Tennessee, 2021 Music City Bowl
568	Arkansas vs. Tennessee, 1990 Cotton Bowl
534	Nebraska vs. Tennessee, 1998 Orange Bowl

FEWEST YARDS (RUSHING+PASSING)

94	Oklahoma vs. Tennessee, 1939 Orange Bowl
129	Tulsa vs. Tennessee, 1943 Sugar Bowl
169	Texas A&M vs. Tennessee, 1957 Gator Bowl

YARDS/PLAY (RUSHING+PASSING)

7.8	Purdue vs. Tennessee, 2021 Music City Bowl
6.9	Texas vs. Tennessee, 1969 Cotton Bowl
6.7	Virginia Tech vs. Tennessee, 2009 Chick-fil-A Bowl
6.7	Nebraska vs. Tennessee, 1998 Orange Bowl

FEWEST YARDS/PLAY (RUSHING+PASSING)

2.2	Oklahoma vs. Tennessee, 1939 Orange Bowl
3.2	Air Force vs. Tennessee, 1971 Sugar Bowl
3.5	Three times

■ PUNTING

PUNTS

14	Tulsa vs. Tennessee, 1943 Sugar Bowl
13	Rice vs. Tennessee, 1947 Orange Bowl
13	Oklahoma vs. Tennessee, 1939 Orange Bowl

FEWEST PUNTS

0	Maryland vs. Tennessee, 1983 Florida Citrus Bowl
1	Virginia vs. Tennessee, 1991 Sugar Bowl
2	Syracuse vs. Tennessee, 1966 Gator Bowl

AVERAGE

50.3	Maryland vs. Tennessee, 2002 Peach Bowl
48.1	Ohio State vs. Tennessee, 1996 Florida Citrus Bowl
48.0	Virginia vs. Tennessee, 1991 Sugar Bowl

LOWEST AVERAGE

29.3	Texas vs. Tennessee, 1951 Cotton Bowl
30.6	Indiana vs. Tennessee, 1988 Peach Bowl
31.6	Florida vs. Tennessee, 1969 Gator Bowl

■ PUNT RETURNS

RETURNS

7	Southern California vs. Tennessee, 1940 Rose Bowl
7	Oklahoma vs. Tennessee, 1939 Orange Bowl
6	Ohio State vs. Tennessee, 1996 Florida Citrus Bowl

YARDS

95	Maryland vs. Tennessee, 2002 Peach Bowl
76	Maryland vs. Tennessee, 1974 Liberty Bowl
73	Penn State vs. Tennessee, 1992 Fiesta Bowl

AVERAGE (MIN. 3 RETURNS)

23.8	Maryland vs. Tennessee, 2002 Peach Bowl
18.0	Nebraska vs. Tennessee, 2000 Fiesta Bowl
16.8	Clemson vs. Tennessee, 2004 Peach Bowl

■ KICKOFF RETURNS

RETURNS

8	Michigan vs. Tennessee, 2002 Florida Citrus Bowl
7	Virginia Tech vs. Tennessee, 1994 Gator Bowl
6	Iowa vs. Tennessee, 2015 TaxSlayer Bowl
6	Northwestern vs. Tennessee, 1997 Florida Citrus Bowl
6	Arkansas vs. Tennessee, 1990 Cotton Bowl

YARDS

181	Maryland vs. Tennessee, 1983 Florida Citrus Bowl
137	Northwestern vs. Tennessee, 1997 Florida Citrus Bowl
125	Michigan vs. Tennessee, 2002 Florida Citrus Bowl

AVERAGE (MIN. 3 RETURNS)

36.2	Maryland vs. Tennessee, 1983 Florida Citrus Bowl
29.8	Wisconsin vs. Tennessee, 1981 Garden State Bowl
29.7	Penn State vs. Tennessee, 1992 Fiesta Bowl

■ INTERCEPTIONS

INTERCEPTIONS

4	Baylor vs. Tennessee, 1957 Sugar Bowl
4	Maryland vs. Tennessee, 1952 Sugar Bowl
4	Rice vs. Tennessee, 1947 Orange Bowl

YARDS

70	Maryland vs. Tennessee, 1952 Sugar Bowl
69	Florida State vs. Tennessee, 1999 Fiesta Bowl
66	Indiana vs. Tennessee, 2020 TaxSlayer Gator Bowl
62	Kansas State vs. Tennessee, 2001 Cotton Bowl

■ TURNOVERS

TURNOVERS LOST

8	Air Force vs. Tennessee, 1971 Sugar Bowl
7	Tulsa vs. Tennessee, 1965 Bluebonnet Bowl
6	Miami (Fla.) vs. Tennessee, 1986 Sugar Bowl

■ FUMBLES

FUMBLES

7	Air Force vs. Tennessee, 1971 Sugar Bowl
7	Maryland vs. Tennessee, 1952 Sugar Bowl
5	Four times

FUMBLES LOST

4	Texas A&M vs. Tennessee, 2005 Cotton Bowl
4	Air Force vs. Tennessee, 1971 Sugar Bowl
3	Six times

■ PENALTIES

PENALTIES

15	Miami (Fla.) vs. Tennessee, 1986 Sugar Bowl
12	Maryland vs. Tennessee, 1952 Sugar Bowl
12	Florida State vs. Tennessee, 1999 Fiesta Bowl

FEWEST PENALTIES

0	Air Force vs. Tennessee, 1971 Sugar Bowl
1	Tulsa vs. Tennessee, 1965 Bluebonnet Bowl
2	Four times

PENALTY YARDS

120	Miami (Fla.) vs. Tennessee, 1986 Sugar Bowl
120	Maryland vs. Tennessee, 1952 Sugar Bowl
110	Florida State vs. Tennessee, 1999 Fiesta Bowl

FEWEST PENALTY YARDS

0	Air Force vs. Tennessee, 1971 Sugar Bowl
10	Wisconsin vs. Tennessee, 2008 Outback Bowl
10	Maryland vs. Tennessee, 2002 Peach Bowl
10	Oklahoma vs. Tennessee, 1968 Orange Bowl

■ FIRST DOWNS

FIRST DOWNS

31	Arkansas vs. Tennessee, 1990 Cotton Bowl
31	Purdue vs. Tennessee, 1979 Bluebonnet Bowl
30	Nebraska vs. Tennessee, 1998 Orange Bowl

FEWEST FIRST DOWNS

8	Texas A&M vs. Tennessee, 1957 Gator Bowl
9	Rice vs. Tennessee, 1947 Orange Bowl
10	Tulsa vs. Tennessee, 1943 Sugar Bowl

FIRST DOWNS (RUSHING)

22	Nebraska vs. Tennessee, 1998 Orange Bowl
21	Arkansas vs. Tennessee, 1990 Cotton Bowl
19	Syracuse vs. Tennessee, 1966 Gator Bowl

FIRST DOWNS (PASSING)

15	Purdue vs. Tennessee, 2021 Music City Bowl
14	Boston College vs. Tennessee, 1993 Hall of Fame Bowl
14	Iowa vs. Tennessee, 1982 Peach Bowl

FIRST DOWNS (PENALTY)

7	Purdue vs. Tennessee, 2021 Music City Bowl
6	Clemson vs. Tennessee, 2004 Peach Bowl
5	Miami (Fla.) vs. Tennessee, 1986 Sugar Bowl

■ SCORING

POINTS

48	Purdue vs. Tennessee (45), 2021 Music City Bowl
42	Nebraska vs. Tennessee (17), 1998 Orange Bowl
42	Penn State vs. Tennessee (17), 1992 Fiesta Bowl

FEWEST POINTS

0	Texas A&M vs. Tennessee (3), 1957 Gator Bowl
3	Maryland vs. Tennessee (7), 1974 Liberty Bowl
6	Northwestern vs. Tennessee (45), 2016 Outback Bowl
6	Tulsa vs. Tennessee (27), 1965 Liberty Bowl

POINTS (QUARTER)

22	Maryland vs. Tennessee, 1984 Sun Bowl
21	Iowa vs. Tennessee, 2015 TaxSlayer Bowl
21	Nebraska vs. Tennessee, 1998 Orange Bowl
21	Northwestern vs. Tennessee, 1997 Florida Citrus Bowl
21	Penn State vs. Tennessee, 1992 Fiesta Bowl
21	Iowa vs. Tennessee, 1982 Peach Bowl

POINTS (HALF)

35	Penn State vs. Tennessee, 1992 Fiesta Bowl
28	Nebraska vs. Tennessee, 1998 Orange Bowl
28	Maryland vs. Tennessee, 1984 Sun Bowl
28	Texas vs. Tennessee, 1969 Cotton Bowl

TOUCHDOWNS

6	Nebraska vs. Tennessee, 1998 Orange Bowl
6	Penn State vs. Tennessee, 1992 Fiesta Bowl
5	Purdue vs. Tennessee, 2021 Music City Bowl
5	Kansas State vs. Tennessee, 2001 Cotton Bowl
5	Texas vs. Tennessee, 1969 Cotton Bowl

FIELD GOAL ATTEMPTS

6	Maryland vs. Tennessee, 1983 Florida Citrus Bowl
5	Penn State vs. Tennessee, 2007 Outback Bowl
4	Purdue vs. Tennessee, 2021 Music City Bowl
4	Indiana vs. Tennessee, 2020 TaxSlayer Gator Bowl
4	Clemson vs. Tennessee, 2004 Peach Bowl
4	Virginia vs. Tennessee, 1991 Sugar Bowl

FIELD GOALS MADE

5	Maryland vs. Tennessee, 1983 Florida Citrus Bowl
4	Purdue vs. Tennessee, 2021 Music City Bowl
3	Indiana vs. Tennessee, 2020 TaxSlayer Gator Bowl
3	North Carolina vs. Tennessee, 2010 Music City Bowl
3	Virginia Tech vs. Tennessee, 2009 Chick-fil-A Bowl
3	Maryland vs. Tennessee, 2002 Peach Bowl
3	Virginia vs. Tennessee, 1991 Sugar Bowl

BOTH TEAM RECORDS

■ RUSHING

ATTEMPTS

110	Tennessee (38) vs. Arkansas (72), 1990 Cotton Bowl
107	Tennessee (29) vs. Texas (78), 1953 Cotton Bowl
104	Tennessee (49) vs. Texas Tech (55), 1973 Gator Bowl

FEWEST ATTEMPTS

58	Tennessee (29) vs. North Carolina (29), 2010 Music City Bowl
60	Tennessee (26) vs. Clemson (34), 2004 Peach Bowl
60	Tennessee (32) vs. Northwestern (28), 1997 Florida Citrus Bowl
63	Tennessee (23) vs. Penn State (40), 2007 Outback Bowl

YARDS

681	Tennessee (320) vs. Arkansas (361), 1990 Cotton Bowl
537	Tennessee (128) vs. Nebraska (409), 1998 Orange Bowl
527	Tennessee (283) vs. Iowa (244), 2015 TaxSlayer Bowl
478	Tennessee (191) vs. Virginia (296), 1991 Sugar Bowl

FEWEST YARDS

74	Tennessee (86) vs. Air Force (-12), 1971 Sugar Bowl
158	Tennessee (115) vs. Northwestern (43), 1997 Florida Citrus Bowl
169	Tennessee (208) vs. Tulsa (-39), 1943 Sugar Bowl

■ PASSING

ATTEMPTS

96	Tennessee (56) vs. Clemson (40), 2004 Peach Bowl
92	Tennessee (46) vs. Air Force (46), 1971 Sugar Bowl
90	Tennessee (39) vs. Northwestern (51), 1997 Florida Citrus Bowl

FEWEST ATTEMPTS

14	Tennessee (6) vs. Texas A&M (8), 1957 Gator Bowl
14	Tennessee (6) vs. Texas (8), 1953 Cotton Bowl
21	Tennessee (10) vs. Baylor (11), 1957 Sugar Bowl

COMPLETIONS

54	Tennessee (27) vs. Northwestern (27), 1997 Florida Citrus Bowl
53	Tennessee (31) vs. Clemson (22), 2004 Peach Bowl
52	Tennessee (26) vs. Purdue (26), 2021 Music City Bowl

FEWEST COMPLETIONS

4	Tennessee (4) vs. Rice (0), 1947 Orange Bowl
4	Tennessee (1) vs. Baylor (3), 1957 Sugar Bowl
5	Tennessee (3) vs. Texas (2), 1953 Cotton Bowl

INTERCEPTIONS

6	Tennessee (3) vs. Arkansas (3), 1971 Liberty Bowl
6	Tennessee (2) vs. Air Force (4), 1971 Sugar Bowl
6	Tennessee (4) vs. Rice (2), 1947 Orange Bowl

YARDS

912	Tennessee (378) vs. Purdue (534), 2021 Music City Bowl
650	Tennessee (408) vs. Northwestern (242), 1997 Florida Citrus Bowl
646	Tennessee (406) vs. Michigan (240), 2002 Florida Citrus Bowl

FEWEST YARDS

32	Tennessee (32) vs. Rice (0), 1947 Orange Bowl
40	Tennessee (16) vs. Baylor (24), 1957 Sugar Bowl
62	Tennessee (17) vs. Southern California (45), 1945 Rose Bowl

TOUCHDOWN PASSES

10	Tennessee (5) vs. Purdue (5), 2021 Music City Bowl
6	Tennessee (4) vs. Northwestern (2), 1997 Florida Citrus Bowl
5	Tennessee (3) vs. Michigan (2), 2002 Florida Citrus Bowl
5	Tennessee (3) vs. Boston College (2), 1993 Hall of Fame Bowl
5	Tennessee (1) vs. Penn State (4), 1992 Fiesta Bowl

■ TOTAL OFFENSE

PLAYS (RUSHING+PASSING)

185	Tennessee (105) vs. Purdue (80), 2021 Music City Bowl
169	Tennessee (77) vs. Purdue (92), 1979 Bluebonnet Bowl
161	Tennessee (85) vs. Wisconsin (76), 1981 Garden State Bowl

FEWEST PLAYS (RUSHING+PASSING)

107	Tennessee (64) vs. Oklahoma (43), 1939 Orange Bowl
108	Tennessee (60) vs. Texas A&M (48), 1957 Gator Bowl
112	Tennessee (40) vs. Southern California (72), 1940 Rose Bowl

YARDS (RUSHING+PASSING)

1,293	Tennessee (666) vs. Purdue (627), 2021 Music City Bowl (second in college bowl history)
1,038	Tennessee (470) vs. Arkansas (568), 1990 Cotton Bowl
921	Tennessee (495) vs. Virginia Tech (426), 1994 Gator Bowl
882	Tennessee (461) vs. Iowa (421), 2015 TaxSlayer Bowl
863	Tennessee (380) vs. Purdue (483), 1979 Bluebonnet Bowl

FEWEST YARDS (RUSHING+PASSING)

333	Tennessee (32) vs. Texas (301), 1953 Cotton Bowl
345	Tennessee (137) vs. Rice (208), 1947 Orange Bowl
354	Tennessee (260) vs. Oklahoma (94), 1939 Orange Bowl

YARDS/PLAY (RUSHING+PASSING)

7.0	Tennessee vs. Purdue, 2021 Music City Bowl
6.7	Tennessee vs. Arkansas, 1990 Cotton Bowl
6.3	Tennessee vs. Iowa, 2015 TaxSlayer Bowl
6.2	Tennessee vs. Nebraska, 1998 Orange Bowl
6.1	Tennessee vs. Virginia Tech, 1994 Gator Bowl

FEWEST YARDS/PLAY (RUSHING+PASSING)

2.8	Tennessee vs. Texas, 1953 Cotton Bowl
3.3	Tennessee vs. Texas A&M, 1957 Gator Bowl
3.3	Tennessee vs. Oklahoma, 1939 Orange Bowl

■ PUNTING

PUNTS

28#	Tennessee (15) vs. Rice (13), 1947 Orange Bowl
25	Tennessee (12) vs. Oklahoma (13), 1939 Orange Bowl
19	Tennessee (11) vs. Southern California (8), 1940 Rose Bowl

FEWEST PUNTS

1	Tennessee (1) vs. Maryland (0), 1983 Florida Citrus Bowl
3	Tennessee (2) vs. Virginia (1), 1991 Sugar Bowl
5	Tennessee (3) vs. Syracuse (2), 1966 Gator Bowl

AVERAGE

48.6	Tennessee vs. Maryland, 2002 Peach Bowl
47.0	Tennessee vs. Nebraska, 1998 Orange Bowl
47.0	Tennessee vs. Maryland, 1983 Florida Citrus Bowl

LOWEST AVERAGE

27.9	Tennessee vs. Florida, 1969 Gator Bowl
30.8	Tennessee vs. Texas, 1951 Cotton Bowl
31.1	Tennessee vs. Kansas State, 2001 Cotton Bowl

■ PUNT RETURNS

RETURNS

13	Tennessee (6) vs. Oklahoma (7), 1939 Orange Bowl
11	Tennessee (6) vs. Penn State (5), 1992 Fiesta Bowl
11	Tennessee (8) vs. Air Force (3), 1971 Sugar Bowl

YARDS

130	Tennessee (54) vs. Maryland (76), 1974 Liberty Bowl
122	Tennessee (49) vs. Penn State (73), 1992 Fiesta Bowl
107	Tennessee (89) vs. Virginia Tech (18), 1994 Gator Bowl

AVERAGE

23.8	Tennessee vs. Maryland, 2002 Peach Bowl
21.7	Tennessee vs. Maryland, 1974 Liberty Bowl
21.4	Tennessee vs. Virginia Tech, 1994 Gator Bowl

■ KICKOFF RETURNS

RETURNS

11	Tennessee (3) vs. Michigan (8), 2002 Florida Citrus Bowl
11	Tennessee (4) vs. Virginia Tech (7), 1994 Gator Bowl
11	Tennessee (6) vs. Virginia (5), 1991 Sugar Bowl
11	Tennessee (5) vs. Arkansas (6), 1990 Cotton Bowl

YARDS

247	Tennessee (66) vs. Maryland (181), 1983 Florida Citrus Bowl
247	Tennessee (128) vs. Wisconsin (119), 1981 Garden State Bowl
234	Tennessee (126) vs. Virginia (108), 1991 Sugar Bowl

AVERAGE

30.9	Tennessee vs. Maryland, 1983 Florida Citrus Bowl
30.9	Tennessee vs. Wisconsin, 1981 Garden State Bowl
25.1	Tennessee vs. Oklahoma, 1968 Orange Bowl

■ INTERCEPTION RETURNS

INTERCEPTIONS

6	Tennessee (2) vs. Rice (4), 1947 Orange Bowl
6	Tennessee (4) vs. Air Force (2), 1971 Sugar Bowl
6	Tennessee (3) vs. Arkansas (3), 1971 Liberty Bowl

YARDS

143	Tennessee (74) vs. Florida State (69), 1999 Fiesta Bowl
140	Tennessee (78) vs. Kansas State (62), 2001 Cotton Bowl
116	Tennessee (104) vs. Arkansas (12), 1971 Liberty Bowl

■ TURNOVERS

TURNOVERS LOST

13	Tennessee (5) vs. Air Force (8), 1971 Sugar Bowl
10	Tennessee (3) vs. Tulsa (7), 1965 Bluebonnet Bowl
10	Tennessee (6) vs. Maryland (4), 1952 Sugar Bowl

■ FUMBLES

FUMBLES

14	Tennessee (7) vs. Air Force (7), 1971 Sugar Bowl
10	Tennessee (5) vs. Texas (5), 1953 Cotton Bowl
9	Tennessee (6) vs. Texas A&M (3), 1957 Gator Bowl
9	Tennessee (2) vs. Maryland (7), 1952 Sugar Bowl

FUMBLES LOST

7	Tennessee (3) vs. Air Force (4), 1971 Sugar Bowl
6	Tennessee (3) vs. Texas (3), 1953 Cotton Bowl
5	Tennessee (2) vs. Maryland (3), 1974 Liberty Bowl
5	Tennessee (2) vs. Tulsa (3), 1965 Bluebonnet Bowl
5	Tennessee (2) vs. Maryland (3), 1952 Sugar Bowl

■ PENALTIES

PENALTIES

26	Tennessee (11) vs. Miami (Fla.) (15), 1986 Sugar Bowl
25	Tennessee (16) vs. Oklahoma (9), 1939 Orange Bowl
21	Tennessee (9) vs. Florida State (12), 1999 Fiesta Bowl

FEWEST PENALTIES

5	Tennessee (3) vs. Florida (2), 1969 Gator Bowl
6	Three times

PENALTY YARDS

245	Tennessee (125) vs. Miami (Fla.) (120), 1986 Sugar Bowl
221	Tennessee (130) vs. Oklahoma (91), 1939 Orange Bowl
189	Tennessee (128) vs. Purdue (61), 2021 Music City Bowl

FEWEST PENALTY YARDS

37	Tennessee (5) vs. Maryland (32), 1983 Florida Citrus Bowl
37	Tennessee (27) vs. Oklahoma (10), 1968 Orange Bowl
56	Tennessee (36) vs. Arkansas (20), 1990 Cotton Bowl

■ FIRST DOWNS

FIRST DOWNS

57	Tennessee (31) vs. Purdue (26), 2021 Music City Bowl
53	Tennessee (28) vs. Clemson (25), 2004 Peach Bowl
53	Tennessee (28) vs. Virginia (25), 1991 Sugar Bowl
51	Tennessee (29) vs. Northwestern (22), 1997 Florida Citrus Bowl

FEWEST FIRST DOWNS

14	Tennessee (5) vs. Rice (9), 1947 Orange Bowl
21	Tennessee (15) vs. Oklahoma (6), 1939 Orange Bowl
22	Tennessee (14) vs. Texas A&M (8), 1957 Gator Bowl

FIRST DOWNS (RUSHING)

32	Tennessee (11) vs. Arkansas (21), 1990 Cotton Bowl
28	Tennessee (6) vs. Nebraska (22), 1998 Orange Bowl
27	Tennessee (12) vs. Virginia (15), 1991 Sugar Bowl

FIRST DOWNS (PASSING)

36	Tennessee (23) vs. Northwestern (13), 1997 Florida Citrus Bowl
30	Tennessee (20) vs. Clemson (10), 2004 Peach Bowl
29	Tennessee (18) vs. Michigan (11), 2002 Florida Citrus Bowl

FIRST DOWNS (PENALTY)

11	Tennessee (4) vs. Purdue (7), 2021 Music City Bowl
8	Tennessee (3) vs. North Carolina (5), 2010 Music City Bowl
8	Tennessee (5) vs. Texas A&M (3), 2005 Cotton Bowl

■ SCORING

POINTS

93	Tennessee (45) vs. Purdue (48), 2021 Music City Bowl (OT)
76	Tennessee (48) vs. Northwestern (28), 1997 Florida Citrus Bowl
73	Tennessee (45) vs. Iowa (28), 2015 TaxSlayer Bowl
68	Tennessee (45) vs. Virginia Tech (23), 1994 Gator Bowl
62	Tennessee (38) vs. Nebraska (24), 2016 Music City Bowl
62	Tennessee (45) vs. Michigan (17), 2002 Florida Citrus Bowl

FEWEST POINTS

3	Tennessee (3) vs. Texas A&M (0), 1957 Gator Bowl
8	Tennessee (0) vs. Rice (8), 1947 Orange Bowl
10	Tennessee (7) vs. Maryland (3), 1974 Liberty Bowl

POINTS (QUARTER)

31	Tennessee (10) vs. Northwestern (21), 1997 Florida Citrus Bowl
31	Tennessee (21) vs. Virginia Tech (10), 1994 Gator Bowl
31	Tennessee (24) vs. Air Force (7), 1971 Sugar Bowl

POINTS (HALF)

52	Tennessee (31) vs. Northwestern (21), 1997 Florida Citrus Bowl
46	Tennessee (24) vs. Purdue (22), 2021 Music City Bowl
45	Tennessee (35) vs. Virginia Tech (10), 1994 Gator Bowl

TOUCHDOWNS

11	Tennessee (6) vs. Purdue (5), 2021 Music City Bowl
10	Tennessee (6) vs. Iowa (4), 2015 TaxSlayer Bowl
9	Tennessee (6) vs. Virginia Tech (3), 1994 Gator Bowl
9	Tennessee (6) vs. Northwestern (3), 1997 Florida Citrus Bowl

FIELD GOALS ATTEMPTED

7	Tennessee (3) vs. Indiana (4), 2020 TaxSlayer Gator Bowl
7	Tennessee (1) vs. Maryland (6), 1983 Florida Citrus Bowl
6	Tennessee (2) vs. Purdue (4), 2021 Music City Bowl
6	Tennessee (1) vs. Penn State (5), 2007 Outback Bowl
6	Tennessee (2) vs. Virginia (4), 1991 Sugar Bowl

FIELD GOALS MADE

6	Tennessee (3) vs. Indiana (3), 2020 TaxSlayer Gator Bowl
6	Tennessee (1) vs. Maryland (5), 1983 Florida Citrus Bowl
5	Tennessee (1) vs. Purdue (4), 2021 Music City Bowl
4	Tennessee (1) vs. Virginia (3), 1991 Sugar Bowl
4	Tennessee (1) vs. Maryland (3), 2002 Peach Bowl

* NCAA bowl record // # Tied NCAA bowl record



During Tennessee's appearance in the 2016 Music City Bowl, VFL and current member of the Philadelphia Eagles, Derek Barnett (No. 9 in above picture), recorded his 33rd career sack to break Reggie White's program record that was set back in 1983.

2022 ROSTER

No.	Name	Pos.	Cl.	Exp.	Ht.	Wt.	Hometown/High School/Previous School
0	Grant Frerking	WR	R-Sr.*	1L	6-5	224	Atlanta, Ga./Wesleyan
0	Doneiko Slaughter	DB	Jr.	2L	6-0	190	Roswell, Ga./Roswell
1	Trevon Flowers	DB	Sr.*	4L	5-11	200	Atlanta, Ga./Tucker
2	Jabari Small	RB	Jr.	2L	5-11	213	Memphis, Tenn./Briarcrest Christian
2	Jaylen McCollough	DB	Sr.	3L	6-0	205	Austell, Ga./Hillgrove
3	Tayven Jackson	QB	Fr.	HS	6-3	200	Greenwood, Ind./Center Grove
3	Dee Williams	DB	Jr.	JC	5-11	190	Forsyth, Ga./Mary Persons/East Central (Miss.) CC
4	Warren Burrell	DB	Sr.	3L	6-0	190	Suwanee, Ga./North Gwinnett
4	Cedric Tillman	WR	R-Sr.	3L	6-3	215	Las Vegas, Nev./Bishop Gorman
5	Kamal Hadden	DB	R-Jr.	1L	6-1	190	River Rouge, Mich./River Rouge/Independence (Kan.) CC
5	Hendon Hooker	QB	R-Sr.*	1L	6-4	218	Greensboro, N.C./Dudley/Virginia Tech
6	Byron Young	DL/LB	Sr.	1L	6-3	245	Georgetown, S.C./Carvers Bay/Georgia Military Coll.
7	Romello Edwards	DB	R-Sr.	1L	6-0	187	Philadelphia, Pa./Neumann-Goretti
7	Joe Milton III	QB	R-Sr.	1L	6-5	245	Pahokee, Fla./Olympia/Michigan
8	Brandon Turnage	DB	R-Jr.	1L	6-1	186	Oxford, Miss./Lafayette/Alabama
9	Tyler Baron	DL/LB	Jr.	2L	6-5	260	Knoxville, Tenn./Knoxville Catholic
10	Juwan Mitchell	LB	R-Sr.	RS	6-1	235	Newark, N.J./Mater Dei/Butler (Kan.) CC/Texas
10	Squirrel White	WR	Fr.	HS	5-10	165	Birmingham, Ala./Clay-Chalkville
11	LaTrell Bumphus	DL	R-Sr.*	5L	6-3	290	Savannah, Tenn./Hardin County
11	Jalin Hyatt	WR	Jr.	2L	6-0	185	Irmo, S.C./Dutch Fork
12	Tamarion McDonald	DB	Jr.	2L	6-2	200	Memphis, Tenn./Whitehaven
13	Gaston Moore	QB	R-So.	1L	6-2	207	Hilton Head, S.C./Hilton Head/UCF
13	Wesley Walker	DB	R-Jr.	TR	6-1	204	Lewisburg, Tenn./Ensworth/Georgia Tech
14	Christian Charles	DB	So.	1L	6-1	186	Gainesville, Ga./Chestatee
15	Kwauze Garland	LB	R-Jr.	2L	6-1	225	Conyers, Ga./Heritage
15	Bru McCoy	WR	R-Jr.	TR	6-3	220	Palos Verdes Estates, Calif./Mater Dei/Southern Cal
17	Michael Bittner	WR	R-Jr.	1L	6-2	223	Cincinnati, Ohio/Elder
17	Andre Turrentine	DB	R-Fr.	TR	5-11	195	Murfreesboro, Tenn./Ensworth/Ohio State
19	Joshua Josephs	DL	Fr.	HS	6-3	238	Kennesaw, Ga./North Cobb
19	Walker Merrill	WR	So.	1L	6-1	195	Brentwood, Tenn./Brentwood
20	Bryson Eason	DL	R-So.	2L	6-3	300	Memphis, Tenn./Whitehaven
20	Jaylen Wright	RB	So.	1L	5-11	205	Durham, N.C./Southern
21	Navy Shuler	QB	R-So.	TR	6-0	206	Fletcher, N.C./Christ School/Appalachian State
21	Omari Thomas	DL	Jr.	2L	6-4	320	Memphis, Tenn./Briarcrest Christian
22	Jack Jancek	WR	R-So.	1L	6-5	210	Knoxville, Tenn./Knoxville Catholic
22	Cameron Miller	DB	Fr.	HS	6-1	206	Memphis, Tenn./Memphis Acad. of Health Sciences
23	Cheyenne Labruzzo	DB	R-Sr.*	5L	5-11	200	Albany, La./Albany
24	Aaron Beasley	LB	Sr.	3L	6-1	225	Franklin, Ga./Heard County
24	Dylan Sampson	RB	Fr.	HS	5-11	190	Baton Rouge, La./Dutchtown
25	Jourdan Thomas	DB	Fr.	HS	6-2	200	Montgomery, Ala./Montgomery Catholic Prep
26	Lucien Brunetti	DB	R-Fr.	RS	6-0	165	Nashville, Tenn./Montgomery Bell Academy
27	James Pearce Jr.	DL	Fr.	HS	6-5	242	Charlotte, N.C./Chambers
28	Nigel Lanier	WR	R-Fr.	RS	6-0	190	Huntsville, Ala./North Jackson
28	De'Shawn Rucker	DB	So.	1L	6-0	190	Tallahassee, Fla./Godby
29	Christian Harrison	DB	Fr.	HS	6-1	190	Atlanta, Ga./Woodward Academy
30	Roman Harrison	DL/LB	Sr.	3L	6-2	244	Bainbridge, Ga./Bainbridge
31	Nick Humphrey	LB	R-Sr.*	2L	6-1	216	Monroe, Mich./Jefferson
33	Jeremy Banks	LB	R-Sr.	3L	6-1	224	Cordova, Tenn./Cordova
34	Trel Riley	DB	R-So.	SQ	6-1	180	Princeton, Ky./Caldwell County
35	Will Brooks	DB	R-So.	1L	6-1	200	Birmingham, Ala./Vestavia Hills
35	Patrick Wilk	RB	R-Fr.	1L	5-11	200	Nashville, Tenn./Montgomery Bell Academy
36	William Wright	DB	R-So.	SQ	6-0	190	Nashville, Tenn./Ensworth
37	Paxton Brooks	P/PK	Sr.*	4L	6-6	201	Lexington, S.C./Airport
38	Solon Page III	LB	R-Sr.*	3L	6-2	228	Atlanta, Ga./Kell
39	West Shuler	LB	R-Jr.	SQ	6-1	220	Knoxville, Tenn./Christ School (Arden, N.C.)
39	Toby Wilson	PK	R-Sr.	2L	5-10	190	Brentwood, Tenn./Brentwood Academy
40	Chase McGrath	PK	R-Sr.*	1L	6-0	198	Newport Beach, Calif./Mater Dei/Southern Cal
40	Kalib Perry	LB	Fr.	HS	6-3	228	Georgetown, Ky./Great Crossing
41	JT Carver	PK	R-Fr.	RS	5-11	195	Martin, Tenn./Westview
41	Malik Ganaway	DB	Fr.	HS	6-2	190	Trenton, Tenn./Peabody
42	Hunter Barnes	RB	Fr.	HS	6-0	190	Memphis, Tenn./Memphis School
42	Tyre West	DL	Fr.	HS	6-3	290	Tifton, Ga./Tifton County
43	Jerrold Gentry	DB	R-Fr.	RS	6-0	200	Memphis, Tenn./Briarcrest Christian
43	Titus Rohrer	TE	Fr.	HS	6-7	230	Bryan, Ohio/Bryan
44	Charlie Browder	TE	R-Fr.	TR	6-7	250	Kingsport, Tenn./Christ School/UCF
44	Elijah Herring	LB	Fr.	HS	6-2	227	Newnan, Ga./Riverdale (Tenn.)
47	Matt Gaca	LB	R-Jr.	SQ	6-2	223	Franklin, Tenn./Franklin/Incarnate Word
47	Matthew Salansky	LS	R-Jr.	2L	5-11	245	Morristown, Tenn./Morristown West

ALPHABETICAL

No.	Name	Pos.
55	Will Albright	LB
90	Dominic Bailey	DL
65	Parker Ball	OL
80	Montrell Bandy	DB
33	Jeremy Banks	LB
42	Hunter Barnes	RB
9	Tyler Baron	DL/LB
24	Aaron Beasley	LB
56	Mekhi Bigelow	LB
17	Michael Bittner	WR
82	Shannon Blair Jr.	DB
57	Ben Bolton	LB
48	Bennett Brady	LS
37	Paxton Brooks	P/PK
35	Will Brooks	DB
44	Charlie Browder	TE
26	Lucien Brunetti	DB
11	LaTrell Bumphus	DL
4	Warren Burrell	DB
41	JT Carver	PK
75	Jerome Carvin	OL
14	Christian Charles	DB
56	Mo Clipper Jr.	OL
53	Jeremiah Crawford	OL
66	Dayne Davis	OL
65	Camron Douglas	DL
20	Bryson Eason	DL
7	Romello Edwards	DB
88	Princeton Fant	TE
1	Trevon Flowers	DB
0	Grant Frerking	WR
47	Matt Gaca	LB
41	Malik Ganaway	DB
99	Kurott Garland	DL
15	Kwauze Garland	LB
43	Jerrold Gentry	DB
73	Brian Grant	OL
58	Isaac Green	DL
5	Kamal Hadden	DB
53	Jackson Hannah	LB
29	Christian Harrison	DB
30	Roman Harrison	DL/LB
87	Joshua Helsdon	DL
44	Elijah Herring	LB
69	Gus Hill	OL
5	Hendon Hooker	QB
31	Nick Humphrey	LB
11	Jalin Hyatt	WR
3	Tayven Jackson	QB
22	Jack Jancek	WR
97	Jayson Jenkins	DL
19	Joshua Josephs	DL
80	Ramel Keyton	WR
55	Braeden Krivosch	OL
23	Cheyenne Labruzzo	DB
50	Jackson Lampley	OL
78	Ollie Lane	OL
28	Nigel Lanier	WR
96	Austin Lewis	DL
63	Cooper Mays	OL
2	Jaylen McCollough	DB
15	Bru McCoy	WR
12	Tamarion McDonald	DB
40	Chase McGrath	PK
88	Amari McNeill	DL
67	Connor Meadows	OL
19	Walker Merrill	WR
22	Cameron Miller	DB

2022 ROSTER

No.	Name	Pos.	Cl.	Exp.	Ht.	Wt.	Hometown/High School/Previous School
48	Bennett Brady	LS	Fr.	HS	6-1	205	Memphis, Tenn./Evangelical Christian
48	Derek Taylor	DB	Fr.	HS	6-4	208	Greenbrier, Tenn./Greenbrier
50	Jackson Lampley	OL	R-Jr.	1L	6-4	320	Nashville, Tenn./Montgomery Bell Academy
51	Elijah Simmons	DL	R-Jr.	2L	6-2	340	Memphis, Tenn./Pearl-Cohn (Nashville, Tenn.)
52	Maurese Smith	DL	R-Sr.	1L	6-3	315	Huntsville, Ala./Hazel Green/Alabama A&M
53	Jeremiah Crawford	OL	Sr.	1L	6-5	315	Goddard, Kansas/Goddard/Butler (Kan.) CC
53	Jackson Hannah	LB	R-Jr.	TR	6-3	225	Nashville, Tenn./Montgomery Bell Academy/Nebraska
54	Gerald Mincey	OL	R-So.	TR	6-6	337	Fort Lauderdale, Fla./Cardinal Gibbons/Florida
55	Will Albright	LB	R-So.	SQ	6-1	220	Greeneville, Tenn./Greeneville
55	Braeden Krivosh	OL	R-So.	SQ	6-2	310	Baltimore, Md./Calvert Hall
56	Mekhi Bigelow	LB	Fr.	HS	6-0	205	Charlotte, N.C./Chambers
56	Mo Clipper Jr.	OL	Fr.	HS	6-5	305	Alpharetta, Ga./Milton
57	Ben Bolton	LB	Fr.	HS	6-3	220	Memphis, Tenn./Lausanne Collegiate School
58	Isaac Green	DL	R-Jr.	SQ	6-0	300	Memphis, Tenn./Memphis Central
58	Darnell Wright	OL	Sr.	3L	6-6	335	Huntington, W. Va./Huntington
60	Alton Stephens	LS	R-Jr.	SQ	5-11	190	Cordele, Ga./Crisp County/Georgia Military Coll./Texas St.
63	Cooper Mays	OL	Jr.	2L	6-3	296	Knoxville, Tenn./Knoxville Catholic
64	William Parker	OL	R-Fr.	RS	6-5	310	Nashville, Tenn./Pearl-Cohn
65	Parker Ball	OL	R-Jr.	1L	6-4	290	Douglasville, Ga./Douglas County
65	Camron Douglas	DL	Fr.	HS	6-3	305	Brownsville, Tenn./Haywood
66	Dayne Davis	OL	R-Jr.	1L	6-7	325	Bluff City, Tenn./Sullivan East
67	Connor Meadows	OL	Fr.	HS	6-4	300	Trenton, Tenn./Peabody
68	Masai Reddick	OL	Fr.	HS	6-5	335	Detroit, Mich./Cass Technical
69	Gus Hill	OL	Fr.	HS	6-4	300	Fayetteville, Tenn./Fayetteville
70	RJ Perry	OL	R-So.	1L	6-6	325	Fairfield, Ala./Fairfield Prep
72	Addison Nichols	OL	Fr.	HS	6-5	318	Atlanta, Ga./Greater Atlanta Christian School
73	Brian Grant	OL	Fr.	HS	6-7	290	Fort Walton Beach, Fla./Chochtawhatchee
75	Jerome Carvin	OL	Sr.*	4L	6-5	321	Memphis, Tenn./Cordova
76	Javontez Spraggins	OL	Jr.	2L	6-3	325	East St. Louis, Ill./East St. Louis
78	Ollie Lane	OL	R-Sr.	1L	6-4	325	Corryton, Tenn./Gibbs
80	Montrell Bandy	DB	R-Fr.	RS	6-3	185	Mount Juliet, Tenn./Mount Juliet
80	Ramel Keyton	WR	Sr.	2L	6-3	195	Marietta, Ga./Marietta
81	Chas Nimrod	WR	Fr.	HS	6-3	192	Bentonville, Ark./Bentonville
82	Shannon Blair Jr.	DB	Fr.	HS	6-1	180	Knoxville, Tenn./Knoxville West
84	Kaleb Webb	WR	Fr.	HS	6-3	196	Powder Springs, Ga./McEachern
87	Joshua Helsdon	DL	Fr.	HS	6-4	260	Cleveland, Tenn./Bradley Central
87	Jacob Warren	TE	R-Sr.	3L	6-6	250	Knoxville, Tenn./Farragut
88	Princeton Fant	TE	R-Sr.*	3L	6-2	245	Nashville, Tenn./Lavergne
88	Amari McNeill	DL	R-Fr.	RS	6-4	285	Suwanee, Ga./Peachtree Ridge
89	Hunter Salmon	TE	R-Jr.	1L	6-5	245	Birmingham, Ala./Vestavia
90	Dominic Bailey	DL	R-So.	SQ	6-3	270	Salisbury, Md./St. Frances Academy
93	Kolby Morgan	P	R-Fr.	RS	5-11	200	Oneida, Tenn./Oneida
94	Josh Turbyville	P/PK	Fr.	HS	6-1	185	Knoxville, Tenn./Knoxville Catholic
95	Da'Jon Terry	DL	R-Jr.	1L	6-4	321	Meridian, Miss./Meridian/Kansas
96	Austin Lewis	DL	R-Sr.	TR	6-6	270	Jonesborough, Tenn./Crockett/Liberty/ETSU
97	Jayson Jenkins	DL	Fr.	HS	6-6	280	Bordentown, N.J./Notre Dame (N.J.)
98	Jackson Ross	P	Fr.	HS	6-3	195	Melbourne, Australia/Haileybury College
99	Kurott Garland	DL	R-Sr.	4L	6-3	310	Conyers, Ga./Heritage

* - denotes "super" senior

PRONUNCIATION GUIDE

1	Trevon Flowers	TRAY-von	47	Matthew Salansky	SUH-lan-skee
5	Kamal Hadden	KUH-mall	55	Braeden Krivosh	KRUH-vosh
11	LaTrell Bumphus	BUM-fiss	56	Mekhi Bigelow	MUH-kye BIG-uh-low
12	Tamarion McDonald	tuh-MARE-ee-uhn	68	Masai Reddick	MUH-sye
15	Kwauze Garland	kwah-ZEE	76	Javontez Spraggins	juh-VAWN-tez SPRA-gins
17	Andre Turrentine	TUR-en-tine	80	Ramel Keyton	RUH-mel
23	Cheyenne Labruzzo	shy-ANN luh-BROOZE-uh	95	Da'Jon Terry	day-ZHAN
26	Lucien Brunetti	LOO-shen BREW-net-ee	99	Kurott Garland	KER-ott
38	Solon Page III	SOUL-in			
41	Malik Ganaway	MUH-leek GAN-uh-way		Head Coach Josh Heupel	HYPE-ul
42	Tyre West	tie-REE		OLB/ST Mike Ekeler	ECK-lur
43	Titus Rohrer	ROAR-ur		QB Joey Halzle	HALLS-lee
47	Matt Gaca	GA-kuh		LB Brian Jean-Mary	ZHAHN-muh-ree

ALPHABETICAL

No.	Name	Pos.
7	Joe Milton III	QB
54	Gerald Mincey	OL
10	Juwan Mitchell	LB
13	Gaston Moore	QB
93	Kolby Morgan	P
72	Addison Nichols	OL
81	Chas Nimrod	WR
38	Solon Page III	LB
64	William Parker	OL
27	James Pearce Jr.	DL
40	Kalib Perry	LB
70	RJ Perry	OL
68	Masai Reddick	OL
34	Trel Riley	DB
43	Titus Rohrer	TE
98	Jackson Ross	P
28	De'Shawn Rucker	DB
47	Matthew Salansky	LS
89	Hunter Salmon	TE
24	Dylan Sampson	RB
21	Navy Shuler	QB
39	West Shuler	LB
51	Elijah Simmons	DL
0	Doneiko Slaughter	DB
2	Jabari Small	RB
52	Maurese Smith	DL
76	Javontez Spraggins	OL
60	Alton Stephens	LS
48	Derek Taylor	DB
95	Da'Jon Terry	DL
25	Jourdan Thomas	DB
21	Omari Thomas	DL
4	Cedric Tillman	WR
94	Josh Turbyville	P/PK
8	Brandon Turnage	DB
17	Andre Turrentine	DB
13	Wesley Walker	DB
87	Jacob Warren	TE
84	Kaleb Webb	WR
42	Tyre West	DL
10	Squirrel White	WR
35	Patrick Wilk	RB
3	Dee Williams	DB
39	Toby Wilson	PK
58	Darnell Wright	OL
20	Jaylen Wright	RB
36	William Wright	DB
6	Byron Young	DL/LB



collegepressbox
SINCE 2005 EVERYTHING BUT THE PREGAME MEAL

2023

NATIONAL CHAMPIONSHIP

131 Teams

10 Conferences

42 Bowls

25 Awards

collegepressbox is the official
media website for Division I football

Access and download game notes, quotes, statistics, media guides,
headshots, logos and more for all FBS schools, conferences,
postseason games, awards and the College Football Playoff

For access, please register for an account at:
collegepressbox.com/register

 [collegepressbox](https://twitter.com/collegepressbox)

 [collegepressboxvideo](https://www.youtube.com/collegepressboxvideo)