















COASTAL FOOTBALL

Big South Champions: 2004 * 2005 * 2006 * 2010 * 2012 * 2013 * 2014 | FTC Champions: 2016 | Sun Belt Champions: 2020

2022 COASTAL CAROLINA SCHEDULE/RESULTS

	SEPT. 3 ARMY WEST POINT CONWAY, S.C.	///	W, 38-28
	SEPT. 10 GARDNER-WEBB CONWAY, S.C.	///	W, 31-27
	SEPT. 17 BUFFALO CONWAY, S.C.	///	W, 38-26
	SEPT. 22 AT GEORGIA STATE ATLANTA, GA.	///	W, 41-24 SBC
	OCT. 1 GEORGIA SOUTHERN CONWAY, S.C.	///	W, 34-30 SBC
	OCT. 8 AT ULM MONROE, LA.	///	W, 28-21 SBC
	OCT. 15 OLD DOMINION CONWAY, S.C.	///	L, 21-49 SBC
	OCT. 29 AT MARSHALL HUNTINGTON, W.VA.	///	W, 24-13 SBC
	NOV. 3 APPALACHIAN STATE CONWAY, S.C.	///	W, 35-28 SBC
	NOV. 12 SOUTHERN MISS CONWAY, S.C.	///	W, 26-23 SBC
	NOV. 19 AT VIRGINIA CHARLOTTESVILLE, VA.	///	CANCELED
	NOV. 26 AT JAMES MADISON HARRISONBURG, VA.	///	L, 7-47 SBC

2022 SUN BELT FOOTBALL CHAMPIONSHIP

	DEC. 3 AT TROY TROY, ALA.	///	L, 26-45
-------------------------------------------------------------------------------------	---------------------------------	-----	----------

TICKETSMARTER BIRMINGHAM BOWL

	DEC. 27 vs. EAST CAROLINA BIRMINGHAM, ALA.	///	6:45 P.M. ESPN
-------------------------------------------------------------------------------------	--------------------------------------------------	-----	-------------------

COASTAL CAROLINA (9-3, 6-2 SBC) vs. EAST CAROLINA (7-5, 4-4 AAC)

TUESDAY * DEC. 27 * 6:45 P.M. ET * PROTECTIVE STADIUM * BIRMINGHAM, ALA.

GAME CENTER



TELEVISION/STREAM: ESPN

- Talent: Tiffany Greene (PxP) - Jay Walker (Analyst)
Jalyn Johnson (Sideline)
- Live Video Stream: <https://www.espn.com/watch/>



CHANTICLEER SPORTS RADIO NETWORK ON WRNN 99.5 FM

- Talent: Joe Cashion (PxP) - Layne Harris (Analyst)
Chris Burgin (Sideline) - Joe Catenacci (Host)
- Radio: WRNN (99.5 FM) Flagship (WRNN 99.5 FM Myrtle Beach TuneIn App)
- Online Audio Stream: <https://wrnn.net/>



LIVE STATISTICS

- Live Stats: www.Coastal.Statbroadcast.com

MATCHUP AT A GLANCE

COASTAL CAROLINA	VS.	EAST CAROLINA
9-3 (6-2 Sun Belt)	2022 Record	7-5 (4-4 AAC)
Conway, S.C.	Location	Greenville, N.C.
1954	Founded	1907
10,473	Enrollment	27,152
Chanticleers	Nickname	Pirates
Teal, Bronze, and Black	Colors	Purple and Gold
Sun Belt (East Division)	Conference	American Athletic Conference
Brooks Stadium (20,000)	Stadium (Capacity)	Dowdy-Ficklen Stadium (50,000)
Chad Staggs (Interim)	Head Coach	Mike Houston
0-0 (Interim)	Head Coach's Record at School	21-24 (Fourth season)
same	Head Coach's Overall Record	101-49 (12th season)
0-0 vs. East Carolina	Head Coach Versus Opponent	1-1 vs. Coastal Carolina
Spread Option	Basic Offense	Multiple Pro Style
29.1 (6th/60th)	Points Per Game (Conference/National Ranking)	30.8 (7th/47th)
162.2 (6th/58th)	Rushing Yards Per Game (Conference/National Ranking)	170.5 (5th/55th)
249.0 (6th/52nd)	Passing Yards Per Game (Conference/National Ranking)	288.5 (3rd/16th)
411.2 (6th/49th)	Total Yards Per Game (Conference/National Ranking)	459.0 (4th/24th)
Multiple	Basic Defense	Multiple
30.1 (10th/101st)	Points Allowed Per Game (Conference/National Ranking)	27.0 (5th/72nd)
130.3 (7th/38th)	Rushing Yards Allowed Per Game (Conference/National Ranking)	111.4 (2nd/18th)
282.0 (14th/124th)	Passing Yards Allowed Per Game (Conference/National Ranking)	298.5 (11th/131st)
412.3 (11th/97th)	Total Yards Allowed Per Game (Conference/National Ranking)	409.9 (7th/94th)

* at the end of the season (Dec. 5)

SERIES HISTORY

Series Record (Streak):	First-Ever Meeting
at Coastal Carolina (Streak):	N/A
at East Carolina (Streak):	N/A
Neutral Sites (Streak):	N/A
Last Meeting:	N/A

*All game times are Eastern Standard Time.



MEDIA INFORMATION

DEC. 21	DEC. 22	DEC. 23	DEC. 24	DEC. 25	DEC. 26	DEC. 27
6:45 - 8:45 p.m. ET Practice	Practice - TBD (Conway, S.C.) Travel Day	Practice - TBD (Birmingham, Ala.)	Practice - TBD (Birmingham, Ala.)	MERRY CHRISTMAS NO MEDIA	Walk-Thru TicketSmarter Birmingham Bowl Press Conference 4 p.m. ET	6:45 p.m. ET vs. East Carolina Interim Head Coach Chad Staggs & select student-athletes will be available for a postgame press conference in the media room at Protective Stadium

MEDIA SERVICES

The 2022 Coastal Carolina Football Media Guide is published primarily as a source of information for members of the media. Requests for additional information, interviews, and photographs should be directed to the Coastal Carolina athletics media relations office and Associate A.D. for Athletic Media Relations Kevin Davis (kdavis6@coastal.edu).

Football game notes and statistics are updated regularly throughout the season. Access to this information can be achieved by accessing the official Coastal Carolina University Athletics website at www.GoCCUsports.com. The media relations staff will email weekly releases to members of the media provided they have your most up-to-date email.

MEDIA AVAILABILITY

Tuesday and Wednesday: Coaches and student-athletes will be available before practices on Tuesdays and Wednesdays between 3:00-3:25 p.m. (ET). Media members must provide a 24-hour notice and be approved ahead of time.

Contact Kevin Davis (kdavis6@coastal.edu) with ALL requests.

* Phone/Zoom interviews will be filled as his schedule permits.

Wednesday: Coastal's weekly press conference will be on Wednesdays at noon (ET) on Saturday game weeks. We will return to in-person interviews but will also have a zoom option. Contact Kevin Davis (kdavis6@coastal.edu) for the zoom information each week.

Saturday (Gamedays): Postgame availability only. Members of the Coastal Carolina athletics media relations staff will escort media representatives to the appropriate postgame interview areas with five minutes remaining in the game. The Coastal Carolina locker room, home or away, is closed to the media at all times.

Following home games, Coastal Carolina head coach Jamey Chadwell and select Chanticleer players will be brought to the team room for postgame press conferences. The team room is located on the third floor of the Marrio & Josh Norman Field House located on the North side of the stadium. Interview requests will be collected at the beginning of the fourth quarter.

For games in Conway, the opposing head coach will meet with the media directly outside of the locker room in the southeast corner of Brooks Stadium. A representative from the Coastal Carolina athletics media relations staff will be on hand to assist the media in finding this area. Interviews with the head coach and players from the visiting team will be based on the postgame policy of the visiting institution and SID.

MEDIA CREDENTIALS

Media credentials will be **LIMITED** again for the 2022 season and issued **ONLY** to working members of the media. Requests for media credentials for Coastal Carolina University home games should be made in writing (preferably email) to Associate A.D. for Athletic Media Relations Kevin Davis (kdavis6@coastal.edu).

Priority is given to daily newspapers (by circulation), television stations, and radio stations that program sports for more than half of their daily broadcast schedules. A credential does not guarantee a seat and access to the team bench area is prohibited at all times. Press credentials will NOT be issued to spouses, friends, or children.

NEW THIS YEAR, media members can claim credentials 90 minutes before each game at the **Media/Staff Entrance Gate next to Gate 1** (next to the entrance of the Marrio & Josh Norman Field House). A photo ID is required.

Single-Game Requests: Requests must be made at least one week in advance of the contest. No credentials will be granted after Thursday of game week.

Media Parking: A limited number of media parking spaces at various locations around Brooks Stadium are available. Please include parking requests along with credential requests.

Press Box: The Brooks Stadium Press Box is located on the fourth floor of the east side of the stadium. It includes space for working members of the press, as well as scoreboard and play clock officials. Access to the press box is via the stairs and elevator on the east side of the stadium. In accordance with the working code of the College Sports Information Directors of America (CoSIDA) and the Football Writers Association of America (FWAA), the press box is a working area and cheering will be grounds for removal.

Sidelines: Photographers and videographers at practice and games are NOT permitted to use tripods. However, a monopod may be used. Photographers must shoot solely for the affiliation for which they are credentialed — photos are not to be taken for personal social media nor for any other distribution (players/family members, etc.) to ensure no NCAA regulations are being broken.

All media on the sidelines **MUST** have their credential in full display, stay within the designated dotted lines, and are restricted from being in either team bench area. Sideline media passes are good for the sidelines and access to the press box for a working area.

MEDIA INFORMATION

THE WEB AND SOCIAL MEDIA

The official website of Coastal Carolina athletics is updated daily with the latest on Chanticleer sports. It provides the most up-to-date schedules, rosters, statistics, and biographies on every student-athlete and coach. Fans and media are also encouraged to follow the team on its social media platforms. Coastal Carolina football will tweet live in-game updates during every game.



@GoCCUsports
@CoastalFootball



Coastal Carolina Chanticleers
Coastal Carolina Football



@goccusports
@coastalfootball

SBC FOOTBALL 365

SBC Football 365—the Sun Belt's around-the-clock source for all things football will promote the conference's 14 football programs year-round through video and written content. The SBC Football 365 page on SunBeltSports.org includes a 24/7 video player, alongside stadium tours, condensed games, and gameday central resources, such as game notes and where to watch links.



COLLEGEPRESSBOX.COM

CollegePressBox.com is an official media website for Coastal Carolina and Sun Belt Conference schools. Access and download weekly game notes, roster cards, statistics, media guides, coach or player head shots, and more for the Sun Belt and each of its member institutions throughout the season. Login information will be distributed to accredited media, or you can apply for a password by sending an E-Mail to password@collegepressbox.com. The login will also give you access to all 10 Football Bowl Subdivision conference partners and independents.

CHANTICLEERS ON THE AIR

Video: All of Coastal's home games will be video streamed live this season as part of the Sun Belt television package on ESPN+ if not nationally televised.

Games that are scheduled to be video streamed can be found on the football schedule page at www.GoCCUsports.com.

Radio: All of Coastal's football games will be aired on the radio in 2022. WRNN Hot Talk 99.5 FM will serve as the flagship home for Coastal Carolina football once again this season.

Audio of all Coastal football games can also be heard via an Internet stream at <https://wrnn.net/>



WHAT IS A CHANTICLEER?



A Chanticleer (SHON-ti-cleer) gives Coastal Carolina University one of the most unique nicknames in all of sports. Chanticleer comes from Chaucer's Canterbury Tales and came to the University when it was a member of the University of South Carolina system.

A Chanticleer is a rooster who rules the barnyard with cunning and wit. His competitiveness never wanes as he battles to the end, using his brains to come out on top every time.

COASTAL CAROLINA BY THE NUMBERS
2

Coastal won the Sun Belt Conference East Division Championship for the second time in the last three seasons (2020 and 2022).

3

The Chanticleers will be playing in their third-straight postseason bowl game on Dec. 27 after not reaching a bowl in their first three years as a full-time FBS member in 2017, 2018, and 2019.

7

With a win in the TicketSmarter Birmingham Bowl, the Chanticleers will finish the 2022 season with 10 wins. The 10-win season will mark the seventh double-digit win season in the program's 20-year history.

10

Coastal has posted two-straight 10-plus win seasons over the last two years, going 11-1 in 2020 and 11-2 in 2021, and will be looking for its third consecutive 10-win season with a win over East Carolina in the TicketSmarter Birmingham Bowl.

31

Since the start of the 2020 season, the Chants have won 31 games, going 31-6 overall. The 31 wins are tied for the third-most in all of FBS during that span with Cincinnati (31-5). (Alabama - 36-4; Georgia - 35-3).

A COASTAL WIN WOULD ...

- give CCU a 10-3 overall record on the year;
- extend the Chants' double-digit wins streak to three consecutive seasons;
- push the Chants' record to 2-1 overall at neutral sites;
- put Coastal at 1-0 all-time versus East Carolina on the gridiron;
- be the Chants' second postseason bowl win (2-1) in the program's young FBS history.

A COASTAL LOSS WOULD ...

- drop Coastal to 9-4 overall to finish the season;
- mark the first time the Chants have lost three consecutive games since losing three straight games twice in 2019;
- knock CCU to 1-2 in neutral site contests;
- put Coastal at 0-1 all-time versus East Carolina;
- drop the Chants to 1-2 all-time in bowl games in the program's young FBS history.

NATIONAL TOP 25 POLLS
**AP TOP
25**
AP Top 25 Poll - Week 15

Rk	Team	Record	Points
1.	Georgia (61)	13-0	1574
2.	Michigan (1)	13-0	1513
3.	TCU	12-1	1430
4.	Ohio State	11-1	1398
5.	Alabama	10-2	1285
6.	Tennessee	10-2	1233
7.	Utah	10-3	1110
8.	USC	11-2	1068
9.	Penn State	10-2	1063
10.	Clemson	11-2	1042
11.	Kansas State	10-3	1032
12.	Washington	10-2	933
13.	Florida State	9-3	708
14.	Tulane	11-2	681
15.	Oregon	9-3	670
16.	LSU	9-4	660
17.	Oregon State	9-3	644
18.	UCLA	9-3	570
19.	Notre Dame	8-4	394
20.	South Carolina	8-4	382
21.	Texas	8-4	305
22.	UTSA	11-2	227
23.	Troy	11-2	158
24.	Mississippi State	8-4	119
25.	NC State	8-4	59


Coaches Poll - Week 15

Rk	Team	Record	Points
1.	Georgia (59)	13-0	1523
2.	Michigan (2)	13-0	1466
3.	Ohio State	11-1	1359
4.	TCU	12-1	1353
5.	Alabama	10-2	1282
6.	Tennessee	10-2	1116
7.	Penn State	10-2	1074
8.	USC	11-2	1054
9.	Kansas State	10-3	1050
10.	Utah	10-3	1044
11.	Clemson	11-2	1003
12.	Washington	10-2	864
13.	Florida State	9-3	741
14.	Oregon	9-3	661
15.	LSU	9-4	635
16.	Oregon State	9-3	629
17.	Tulane	11-2	591
18.	UCLA	9-3	541
19.	South Carolina	8-4	354
20.	Notre Dame	8-4	323
21.	Texas	8-4	300
22.	UTSA	11-2	206
23.	Mississippi State	8-4	139
24.	Troy	11-2	132
25.	North Carolina	9-4	95

2022 STATISTICAL LEADERS

PASSING	GP	COMP-ATT-INT	YARDS	PCT.	TD	LONG	AVG./G
Grayson McCall	10	197-285-2	2633	69.1	24	75	263.3
Jarrett Guest	6	19-43-4	302	44.2	1	48	50.3

RUSHING	GP	ATT.	NET	AVG.	TD	LONG	AVG./G
CJ Beasley	12	135	706	5.2	4	56	58.8
Reese White	9	88	487	5.5	4	67	54.1
Jared Brown	12	20	187	9.4	1	45	15.6
Grayson McCall	10	87	183	2.1	5	21	18.3

RECEIVING	GP	NO.	YARDS	AVG.	TD	LONG	AVG./G
Sam Pinckney	12	67	917	13.7	3	48	76.4
Jared Brown	12	47	782	16.6	6	75	65.2
Tyson Mobley	12	36	478	13.3	5	33	39.8
Xavier Gravette	9	20	190	9.5	2	31	21.1

TACKLES	GP	SOLO	ASSISTED	TOTAL	TFL/YDS	SACKS/YDS	INT
JT Killen	12	27	63	90.0	6.0-25	2.5-20	0
Lance Boykin	11	31	27	58.0	2.0-10	1.0-7	2
Shane Bruce	9	10	41	51.0	2.0-4	0.5-3	0
Charles Arnold Jr.	12	23	25	48.0	0.5-1	0.0-0	1
Tre' Pinkney	11	19	27	46.0	2.0-4	0.0-0	2

GAME NOTES

CELEBRATING 20 SEASONS OF COASTAL FOOTBALL

• Coastal Carolina is celebrating the football program's 20th season this year, having kicked off the inaugural season in 2003.

• In 1999, football was approved to be added to Coastal in 2003.

• Almost 8,000 fans packed Brooks Stadium on Sept. 6, 2003, for the inaugural game of the Coastal NCAA I-AA football squad, as CCU used a 97-yard drive to score with seven seconds to play to defeat Newberry 21-14.

WE'RE BACK AMERICA!

• For the third straight year, the Coastal Carolina football program was ranked in both the Associated Press and USA TODAY Sports AFCA Coaches Top 25 polls, as the Chanticleers came in at No. 23 in both national polls in week 12 and 13 of this season.

• The two top-25 national rankings on Nov. 13 were the first for the Chants this season and marked the first time that CCU was ranked nationally in both polls since Nov. 7, 2021, when the Chants were No. 21 in the Coaches poll and No. 22 in the AP poll.

• Coastal was ranked in both top 25 polls for 11-straight weeks in 2020 and 11-straight weeks in 2021.

• The Chants were one of just three Sun Belt Conference teams to earn a spot in the top 25 polls. James Madison was ranked No. 25 in the AP Top 25 poll in week 6 (Oct. 9) and Troy came in at No. 23 (AP) and No. 24 (USA Today) in the latest polls on Dec. 5.

RECEIVING VOTES

• Coastal Carolina has received votes in both the Associated Press Top 25 and USA TODAY Sports AFCA Coaches polls all season long.

Coastal in the National Rankings in 2022

DATE	AP	COACHES	CFP
Preseason	-	RV	N/A
Sept. 6	-	-	N/A
Sept. 11	-	-	N/A
Sept. 18	-	RV	N/A
Sept. 25	-	RV	N/A
Oct. 2	RV	RV	N/A
Oct. 9	RV	RV	N/A
Oct. 16	-	RV	N/A
Oct. 23	-	RV	N/A
Oct. 30	RV	RV	-
Nov. 6	RV	RV	-
Nov. 13	#23	#23	-
Nov. 20	#23	#23	-
Nov. 27	RV	RV	-
Dec. 5	-	RV	-

SUN BELT'S - HIGHEST CALLING

• The Chanticleers made Sun Belt history several times in 2020, with the last being ranked in the top 10 nationally. CCU's No. 9 ranking in the AP Top 25 Poll and No. 11 ranking in the Amway Coaches Poll (USA Today) on Dec. 20, 2020, are both SBC highs.

BEST SEASON IN SUN BELT HISTORY

• Coastal's undefeated run through the Sun Belt Conference regular-season slate in 2020 was tied for the best conference regular-season in Sun Belt Conference history.

• With the win at Troy (Dec. 12, 2020) in the regular-season finale, Coastal became the only team in Sun Belt Conference history to finish the regular season undefeated at 11-0 overall.

Undefeated Conference Seasons in the SBC

Year	Team	Conf.	Reg. Season
2021	Louisiana	8-0	11-1
2020	Coastal Carolina	8-0	11-0
2015	Arkansas State	8-0	9-3
2014	Georgia Southern	8-0	9-3
2011	Arkansas State	8-0	10-2
2009	Troy	8-0	9-3
2004	North Texas	7-0	7-4
2003	North Texas	7-0	9-3
2002	North Texas	6-0	7-5

ELITE COMPANY

• With their 11-2 overall record last season, the Chanticleers were one of just 28 teams in all of FBS to post double-digit wins in 2021.

• Having won 11 games in each of the last two seasons, CCU was one of just six teams in all of FBS to post back-to-back double-digit win seasons in the last two years (2020 and 2021).

Teams with Double-Digit Wins - Last Two Years

Team	2020	2021
Alabama	13-0	13-2
BYU	11-1	10-3
Coastal Carolina	11-1	11-2
Clemson	10-2	10-3
Notre Dame	10-2	11-2
Louisiana	10-1	13-1

• With a win in the Birmingham Bowl game (Dec. 27), the Chants will become one of the few teams to notch three-straight double-digit win seasons in each of the last three years.

Teams Trying for 10-plus Wins Again in 2022

Team	2020	2021	2022
Alabama	13-0	13-2	10-2
Clemson	10-2	10-3	11-2
Coastal Carolina	11-1	11-2	9-3
Notre Dame	10-2	11-2	8-4
BYU	11-1	10-3	7-5
Louisiana	10-1	13-1	6-6

20-PLUS VICTORIES

• Entering the 2022 season, the Chants were also one of just 10 teams in all of FBS to total 20-plus wins combined over the last two years (2020 and 2021).

Teams with 20-plus Wins - Last Two Years

TEAM	2020 & 2021 RECORD
Alabama	26-2
Louisiana	23-2
Cincinnati	22-2
Coastal Carolina	22-3
Georgia	22-3
Notre Dame	21-4
BYU	21-4
Oklahoma	20-4
Oklahoma State	20-5
Clemson	20-5

*entering the 2022 season

HASHTAG #WINNING

• With their 9-3 slate this season, the Chants are 31-6 since the start of the 2020 season.

• The 31-6 record since the start of the 2020 season is tied for the third-best record in all of FBS football with Cincinnati and behind only Alabama and the defending 2021 National Champions in the Georgia Bulldogs.

Best Record Since 2020

TEAM	OVERALL
Alabama	36-4
Georgia	35-3
Cincinnati	31-5
Coastal Carolina	31-6
Clemson	31-7
Notre Dame	29-8
Louisiana	29-8
BYU	28-9
Oklahoma State	27-10
Oklahoma	26-10

*since the start of the 2020 season

NO RESPECT FOR THE #FUNBELT

• The Coastal Carolina Chanticleers were the LAST Group of 5 program with just one loss on the season and are one of only eight G5 programs to have just three losses or less on the year entering bowl season.

Fewest Losses in Group of 5

TEAM	OVERALL
#14/17 Tulane (AAC)	11-2
#22/22 UTSA (C-USA)	11-2
#23/24 Troy (SBC)	11-2
South Alabama (SBC)	10-2
Coastal Carolina (SBC)	9-3
Air Force (MWC)	9-3
Cincinnati (AAC)	9-3
James Madison (SBC)	8-3

GAME NOTES

150TH PROGRAM WIN

- With the win over Army West Point (Sept. 3) in the 2022 season opener, CCU recorded the 150th victory in the program's history.
- Interestingly enough, several of the program's milestone wins have all come at home in Brooks Stadium.

Milestone Program Wins

WIN	OPPONENT	RESULT
1st win	Newberry (09/06/03)	W, 21-14
50th win	Presbyterian (11/14/09)	W, 41-37
100th win	Alabama A&M (10/03/15)	W, 55-0
150th win	Army (09/03/22)	W, 38-28

2022 SBC EAST DIVISION CHAMPIONS

- With the Chanticleers' 26-23 win over Southern Miss (Nov. 12), Coastal won the Sun Belt Conference East Division title.
- The East Division Championship is the second for the Chanticleers in the last three years (2020 and 2022).
- James Madison was not eligible for the regular season championship or a bowl game per NCAA rules in the Dukes' first year of transition from FCS to FBS.

CONFERENCE EXPECTATIONS

- In the 2022 Sun Belt Conference Football Preseason Coaches Poll, the Chants were picked to finish second in the East Division behind defending 2021 Sun Belt Champion East Division Champions Appalachian State.
- The Chanticleers garnered two first-place votes and a total of 77 points to place ahead of Georgia State (68 points), Marshall (62), Georgia Southern (35), James Madison (31), and Old Dominion (25).
- Louisiana (95) was picked to win the West Division, receiving 12 first-place votes.

2022 SBC PRESEASON COACHES POLL
East Division

1. App State – 94 Points (10)
2. Coastal Carolina – 77 Points (2)
3. Georgia State – 68 Points (1)
4. Marshall – 62 Points
5. Georgia Southern – 35 Points (1)
6. James Madison – 31 Points
7. Old Dominion – 25 Points

West Division

1. Louisiana – 95 Points (12)
2. South Alabama – 79 Points (2)
3. Troy – 76 Points
4. Texas State – 41 Points
5. Southern Miss – 40 Points
6. Arkansas State – 37 Points
7. ULM – 24 Points

#STRIKETHESTONE

PRESEASON SUN BELT SWEEP

- Coastal Carolina football swept the 2022 Sun Belt All-Conference Preseason Awards, as **Grayson McCall** was named the Preseason Offensive Player of the Year and **Josaiah Stewart** was tabbed the Preseason Defensive Player of the Year.
- McCall was named the Sun Belt Conference Preseason Offensive Player of the Year for the second consecutive season and is coming off back-to-back Sun Belt Conference Player of the Year honors (2020 and 2021).
- On top of their preseason player of the year honors, McCall and Stewart were both named to the preseason All-Sun Belt first team. The duo was joined on the first team by offensive lineman **Willie Lampkin** and defensive back **D'Jordan Strong**.
- Earning a spot on the preseason All-Sun Belt second team was nose tackle **Jerrod Clark**.

SUN BELT POSTSEASON ACCOLADES

- Named the 2022 Sun Belt Conference Player of the Year, Coastal Carolina's **Grayson McCall** made history, as he is the first football student-athlete to win the Conference Player of the Year award three times in football in the history of the Sun Belt Conference.
- McCall has won the highest conference award, voted on by the league's head coaches and media members, for a third consecutive year, also a Sun Belt Conference record.
- Also picking up an individual honor from the conference was wide receiver **Jared Brown**, as the redshirt freshman was named the Sun Belt Conference Freshman of the Year.
- In addition to the two individual awards, nine Chanticleers picked up All-Sun Belt honors, while four others garnered honorable mention accolades. Joining McCall on the All-Sun Belt first team was center **Willie Lampkin**, while earning a spot on the second team were bandit end **Josaiah Stewart** and cornerback **Lance Boykin**.
- The Chants had five players named to the third team in offensive lineman **Antwine Loper**, tight end **Jacob Jenkins**, wide receiver **Sam Pinckney**, nose tackle **Jerrod Clark**, and linebacker **JT Killen**, while running back **CJ Beasley**, linebacker **Shane Bruce**, bandit end **Adrian Hope**, and wide receiver **Tyson Mobley** were all named honorable mention.

FINDING THEIR WAY IN THE FUN BELT

- Coastal finished the 2020 regular season at 8-0 in conference play, posting its best conference record since joining the Sun Belt as a full-time member in 2017.
- Last season in 2021, the Chanticleers recorded their second consecutive conference winning record by going 6-2 overall.
- This year, CCU posted its third consecutive conference winning season and back-to-back 6-2 conference slates in the Sun Belt play.
- After going 6-18 over their first three years in the Sun Belt (2017-19), the Chants have gone 20-4 the last three years (2020-22) in conference play.
- Prior to the 2020 season, Coastal had not won more than two conference games, in any season, since joining the Sun Belt in 2017.

YEAR	CONFERENCE	OVERALL
2017	2-6	3-9
2018	2-6	5-7
2019	2-6	5-7
2020	8-0	11-1
2021	6-2	11-2
2022	6-2	9-3

CLOSE BUT NO CIGAR

- Prior to their loss to Old Dominion (Oct. 15), the Chanticleers had won nine-straight games dating back to last year.
- The Chants' winning streak at the time was one of the best in the nation and was closing in on the program record for consecutive wins.

Longest Winning Streaks in Program History
YEARS OVERALL WINS

2019-20	12
2014	11
2004-05	10
2021-22	9
2013	9
2016-17	8
2006	8

#VIRGINIASTRONG

- The Virginia athletics department announced on Wednesday, Nov. 16, that the football game between Coastal Carolina and the Cavaliers scheduled for Saturday, Nov. 19, in Charlottesville, Va., was canceled.
- The decision was made following the shooting of five students on Grounds Sunday night, Nov. 13. The incident resulted in the deaths of three members of the UVA team – Devin Chandler, Lavel Davis Jr., and D'Sean Perry.

GAME NOTES

ANOTHER ONE

• Coastal will once again be on national television with the TicketSmarter Birmingham Bowl set to air on ESPN on Tuesday, Dec. 27, at 6:45 p.m. ET.

• The contest will mark the Chants' eighth game this season that will be broadcasted nationally.

Nationally Televised Games in 2022

DATE	OPPONENT	NETWORK
09/22/22	at Georgia State	ESPNU
10/15/22	Old Dominion	ESPNU
10/29/22	at Marshall	NFL Network
11/03/22	Appalachian State	ESPN
11/12/22	Southern Miss	ESPNU
11/26/22	at James Madison	ESPNU
12/03/22	at Troy *	ESPN
12/27/22	vs. East Carolina ^	ESPN

* Sun Belt Championship game

^ TicketSmarter Birmingham Bowl game

TV CHANTS

• With Coastal's bowl game in Birmingham on Dec. 27 set to be broadcast live on ESPN, the Chanticleers, better known as #AmericasTeam, will have had a total of 24 games nationally televised since the start of the 2020 season.

Chants on National TV

DATE	OPPONENT	NETWORK
09/12/20	at Kansas	Fox Sports 1 (FS1)
09/18/20	Campbell	ESPN
10/03/20	Arkansas State	ESPN2
10/14/20	at #21 Louisiana	ESPN
10/24/20	Georgia Southern	ESPNU
10/31/20	at Georgia State	ESPNU
11/07/20	South Alabama	ESPNU
11/21/20	Appalachian State	ESPN
11/21/20	#8 BYU	ESPNU
12/26/20	vs. #23 Liberty	ESPN
09/10/21	Kansas	ESPN2
09/18/21	at Buffalo	ESPN2
10/07/21	at Arkansas State	ESPNU
10/20/21	at Appalachian State	ESPN2
10/28/21	Troy	ESPN2
12/17/21	vs. Northern Illinois	ESPN2
09/22/22	at Georgia State	ESPNU
10/15/22	Old Dominion	ESPNU
10/29/22	at Marshall	NFL Network
11/03/22	Appalachian State	ESPN
11/12/22	Southern Miss	ESPNU
11/26/22	at James Madison	ESPNU
12/03/22	Sun Belt Championship	ESPN
12/27/22	Birmingham Bowl	ESPN

• Over the previously 23 nationally-televised contests, the Chanticleers are 18-5 overall, with one loss coming in 2020, two losses last year in 2021, and two losses this season at James Madison (Nov. 26) and versus Troy (Dec. 3) in the Sun Belt Conference Championship game.

FIRST (GROUP OF 5 TEAM) AGAIN

• Last season, the Chanticleers became the first team to become bowl eligible in all of FBS with a 52-20 road win at Arkansas State on Thursday night, Oct. 7, 2021.

• This season, Coastal became the first Group of 5 program to become bowl eligible and one of only nine programs to accomplish the feat in just the sixth week of the season.

Teams Bowl Eligible After Week 6

TEAM	CONFERENCE
Alabama	SEC
Georgia	SEC
Ole Miss	SEC
Clemson	ACC
Michigan	Big Ten
Ohio State	Big Ten
UCLA	Pac-12
USC	Pac-12
Coastal Carolina	Sun Belt

CHANTS GOING BOWLING

• With the win at ULM (Oct. 8), the Chanticleers became bowl eligible for the third-consecutive season.

Chants Bowl History

YEAR	BOWL
2020	FBC Mortgage Cure Bowl
2021	Tailgreeter Cure Bowl
2022	TicketSmarter Birmingham Bowl

CHANTS' BOWL HISTORY

• Coastal Carolina, who has been a full-time FBS member since 2017, is 1-1 all-time in postseason bowl play, with each bowl appearance coming over the last two years.

• In each of the last two seasons, the Chanticleers played in the Cure Bowl in Orlando, Fla.

Chants Bowling

DATE	OPPONENT	RESULT
12/26/20	vs. #23 Liberty	L, 34-37 (OT)
12/17/21	vs. Northern Illinois	W, 47-41

NO STRANGER TO THE POSTSEASON

• Despite only playing in their third postseason bowl game this season, the Chanticleers have plenty of experience in postseason play having played in the NCAA FCS Playoffs in 2006, 2010, 2012, 2013, 2014, and 2015.

• Overall, the Chants are 5-8 in 13 postseason games, including 10 NCAA FCS Playoff games, two FBS postseason bowl games, and one conference championship game.

FBS Bowl Games

DATE	OPPONENT	RESULT
12/26/20	vs. #23 Liberty	L, 34-37 (OT)
12/17/21	vs. Northern Illinois	W, 47-41

NCAA FCS Playoffs

DATE	OPPONENT	RESULT
11/25/06	at #1 Appalachian State	L, 28-45
11/27/10	#21 Western Illinois	L, 10-17
11/24/12	at #22 Bethune-Cookman	W, 24-14
12/01/12	at #3 Old Dominion	L, 35-63
11/30/13	#12 Bethune-Cookman	W, 48-24
12/07/13	at #4 Montana	W, 42-35
12/14/13	at #1 North Dakota St.	L, 14-48
12/06/14	#16 Richmond	W, 36-15
12/13/14	at #2 North Dakota St.	L, 32-39
11/28/15	#18 The Citadel	L, 38-41

Conference Championship Games

DATE	OPPONENT	RESULT
12/03/22	at Troy	L, 26-45

NEW SEASON, NEW FOE

• Coastal Carolina is 3-0 this season versus first-time foes with wins over Army West Point (Sept. 3), Marshall (Oct. 29), and Southern Miss (Nov. 12).

• The contest versus another first-time opponent in Virginia (Nov. 19) was canceled.

First-Time Opponents in 2022

DATE	OPPONENT	TIME/RESULT
09/03/22	Army West Point	W, 38-28
10/29/22	at Marshall	W, 24-13
11/12/22	Southern Miss	W, 26-23
11/19/22	at Virginia	canceled
12/27/22	vs. East Carolina	6:45 p.m. ET

• East Carolina will be the fourth first-time foe for the Chanticleers in 2022.

• Since 2019, Coastal is 8-1 versus first-time foes with the lone loss coming in the 2019 season opener versus Eastern Michigan (Aug. 31).

CCU Versus First-Time Opponents Since 2019

DATE	OPPONENT	RESULT
08/31/19	Eastern Michigan	L, 23-30
09/07/19	at Kansas	W, 12-7
09/14/19	Norfolk State	W, 46-7
12/05/20	#8 BYU	W, 22-17
09/18/21	at Buffalo	W, 28-25
12/17/21	vs. Northern Illinois	W, 47-41
09/03/22	Army West Point	W, 38-28
10/29/22	at Marshall	W, 24-13
11/12/22	Southern Miss	W, 26-23

GAME NOTES

NEUTRAL PLAY

• Coastal did not play its first neutral site contest until 2020, the program's 18th year of existence.

• Overall, the Chants are 1-1 in contests played at a neutral site, both of which were bowl games in Orlando, Fla.

CCU Neutral Site Games

DATE	OPPONENT	RESULT
12/26/20	vs. #23 Liberty	L, 34-37 (OT)
12/17/21	vs. Northern Illinois	W, 47-41

TUESDAY NIGHT TILT?

• For the first time in CCU's 20-year history, the Chanticleers will play a game on a Tuesday.

• Overall, the Chants are 13-6 in games not played on Saturdays, including having won each of their last five non-Saturday matchups over the last two seasons.

CCU's Record in Non-Saturday Games

DAY	RECORD
Wednesday	2-1
Thursday	7-3
Friday	4-1
Sunday	0-1

FLUSH IT

• Since losing three-straight games two separate times in 2019, Coastal has lost back-to-back games just once over the last three years with the Chants dropping each of their last two games entering the bowl contest.

• CCU hasn't lost three consecutive games since November 2019.

Chants Following a Loss Since 2020

DATE	OPPONENT	RESULT
12/26/20 *	vs. #23 Liberty	L, 34-37 (OT)
09/02/21	The Citadel	W, 52-14

* 2020 FBC Mortgage Cure Bowl that ended the season

DATE	OPPONENT	RESULT
10/20/21	at Appalachian State	L, 27-30
10/28/21	Troy	W, 35-28

DATE	OPPONENT	RESULT
11/13/21	Georgia State	L, 40-42
11/28/21	Texas State	W, 35-21

DATE	OPPONENT	RESULT
10/15/22	Old Dominion	L, 21-49
10/29/22	at Marshall	W, 24-13

DATE	OPPONENT	RESULT
11/26/22	at James Madison	L, 7-47
12/03/22	at Troy	L, 26-45
12/27/22	vs. East Carolina	?

SCOUTING THE ECU PIRATES

• The East Carolina Pirates are 7-5 this season and went 4-4 in American Athletic Conference play on the year. One of the Pirates' wins on the year was a 39-21 victory versus Sun Belt Conference foe Old Dominion on Sept. 10.

• Picked to finish sixth in the 2022 American Athletic Conference Preseason Media Poll, the Pirates won their last contest, a 49-46 win at Temple on Nov. 26.

• East Carolina sophomore running back Keaton Mitchell was named to the 2022 All-American Athletic Conference first team for the second-straight season. He was the first Pirate since Justin Hardy (2012-14) to earn first-team honors in multiple seasons.

• Junior cornerback Malik Fleming and junior wide receiver C.J. Johnson were also tabbed to the second team, while graduate wide receiver Isaiah Winstead earned honorable mention accolades.

• The Pirates' offense enters the bowl game seventh in the AAC and 47th nationally in scoring at 30.8 points per game. They have done it by averaging 459.0 total yards of offense per game, which is fourth in the American and 24th in all of FBS.

• Leading the way for the offense is quarterback Holton Ahlers, as he has completed 67.1 percent of his passes (289-of-431) for 3,408 yards, 23 touchdowns, and five interceptions. ECU's 288.5 passing yards per game ranks third in the AAC and 16th nationally.

• Behind Ahlers is the American's top running back in Mitchell. He leads the team and league with 1,325 rushing yards and 13 touchdowns on 179 carries. He is averaging 7.4 yards per rush on the year, which is second nationally.

• Six different Pirates have totaled 20 receptions are more this season, led by a team-high 82 catches for 1,013 yards and four touchdowns from Winstead. C.J. Johnson has hauled in 60 receptions for 933 yards and a team-high nine scores, while Ryan Jones has totaled 41 catches for 413 yards and four touchdowns.

• ECU's defense ranks fifth in the AAC in points allowed this season at 27.0 per game. The Pirates are holding opponents to just 111.4 rushing yards per game this season, which ranks second in the AAC and 18th nationally.

• The defense is led by safety Julius Wood with a team-high 82 tackles, while five other Pirates have totaled 50 tackles or more on the year, led by fellow safety Gerard Stringer's 63 stops.

FIRST-EVER MEETING WITH THE PIRATES

• Coastal Carolina and East Carolina meet for the first time on the gridiron at the TicketSmarter Birmingham Bowl (Dec. 27).

THE AMERICAN

• Coastal Carolina will not only play East Carolina for the first time ever at the bowl game, but it will also be the Chanticleers' first-ever game versus an opponent from The American Athletic Conference.

BROTHER VS. BROTHER

• The contest between Coastal Carolina and East Carolina will feature a matchup between two brothers, as CCU defensive backs coach **Bryant Foster**'s younger brother Chris Foster is the recruiting coordinator and running backs coach at East Carolina.

• The brothers coached against each other twice in the last three years, as the two coached against each other in 2019 and 2020 when the Chants played the Georgia Southern Eagles.

INTERIM COACH

• Coastal Carolina's Chair of Athletics and Executive Director for Football Joe Moglia named defensive coordinator **Chad Staggs** the Interim Head Coach on Dec. 4 after Jamey Chadwell took the job at Liberty.

• Staggs is in his fourth season at CCU, joining the staff in 2019. Since coming to Coastal, Staggs has helped mentor three All-Americans on the defensive side of the ball in Tarron Jackson (2020), C.J. Brewer (2020), and Josaiah Stewart (2021).

FOURTH HEAD COACH IN PROGRAM HISTORY

• **Tim Beck** was named the fourth head football coach in Coastal Carolina history on Dec. 4.

• An experienced leader with 35 years of coaching experience, Beck brings with him 18 years of Power 5 coaching experience to CCU, including spending the last 12 years as an offensive coordinator at Nebraska, Ohio State, Texas, and NC State.

• The offensive coordinator and quarterbacks coach at NC State for each of the last three seasons (2020-22), Beck helped lead the Wolfpack to three-consecutive eight-plus win seasons, three-straight bowl appearances, and a combined record of 25-11.

• As a collegiate coach, he has helped guide teams to 17 postseason bowl games, including this season. Beck has also coached in a postseason bowl game in every year since 2007, including helping Ohio State compete in the College Football Playoff in 2016.

OFFENSIVE NOTES

AMONG THE NATION'S BEST IN 2021

- The Coastal offense ranked in the top 40 nationally in several offensive statistical categories last season.

STAT	#	NCAA
Third-Down Conversion Pct.	53.8	1st
Team Passing Efficiency	192.01	1st
Completion Percentage	70.5	4th
Fourth-Down Conversion Pct.	76.9	5th
Passing Yards Per Completion	15.23	5th
Scoring Offense (points per game)	40.9	5th
Total Offense (yards per game)	494.7	5th
Interceptions Thrown	4	6th
Rushing Offense (yards per game)	228.8	6th
Turnovers Lost	10	7th
Red Zone Offense	89.6	23rd
Time of Possession (per game)	31:18	24th
First Downs Offense	310	25th
Passing Offense (yards per game)	265.9	28th
Sacks Allowed (per game)	1.69	31st
Tackles-for-Loss Allowed (per game)	5.08	40th

DOING IT AGAIN IN 2022

- The CCU offense is back at it again in 2022, as "Teal Team 6" is ranked in the top 50 nationally in several offensive statistical categories.

STAT	#	NCAA
Team Passing Efficiency	162.14	8th
Passing Yards Per Completion	13.58	18th
Interceptions Thrown	6	16th
Time of Possession (per game)	32:40	15th
Turnovers Lost	16	57th
Fourth-Down Conversion Pct.	60.0	29th
Completion Percentage	65.5	25th
Third-Down Conversion Pct.	42.9	36th
Total Offense (yards per game)	411.2	49th
First Downs Offense	264	50th

PUT SOME RESPECT ON THE COASTAL OFFENSE

- Coastal was the ONLY team in ALL of FBS in 2021 to rank in the top 10 in both third-down conversion (1st) and fourth-down conversion percentage (4th) last season in 2021.

- Coastal was one of only TWO teams in ALL of FBS to rank in the top 30 in both rushing offense (6th) and passing offense (28th) – (Coastal Carolina and Ole Miss) last year.

- Coastal led ALL of FBS in several offensive categories in 2021.

COASTAL OFFENSE LEADING THE NATION IN 2021

RANK	STATISTIC	#
1st	Team Passing Efficiency	192.01
1st	Average yards per rush	5.84
1st	Third-Down Conversion Pct.	53.8

THEY GIVE YOU FOUR DOWNS

- Over the last four seasons, the Coastal offense has ranked in the top 10 in all of FBS in fourth-down conversion percentage.

- CCU was solid on fourth downs last season, as the offense was 10-for-13 (76.9 percent) on fourth-down attempts, which ranked first in the Sun Belt and fifth nationally in all of FBS.

- This season in 2022, the "Teal Team 6" offense is 12-of-20 (60 percent) on fourth downs, which ranks fourth in the Sun Belt and 29th nationally.

Fourth-Down Conversion Percentage for CCU

YEAR	PCT.	(CONV-ATT)	SBC	NCAA
2018	68.8	(11-of-16)	1st	10th
2019	79.3	(23-of-29)	2nd	2nd
2020	76.5	(13-of-17)	1st	10th
2021	76.9	(10-of-13)	1st	5th
2022	60.0	(12-of-20)	4th	29th

COASTAL TIME

- Over the last four years, the Chants have been among the nation's best at possessing the ball.

- Last season in 2021, the Chants possessed the ball for an average time of 31:18 per game on the season, the lowest average time of possession in a season since 2017 (30:18). However, the CCU offense's time of possession still ranked second in the Sun Belt and 24th nationally on the year.

- This year, the Coastal offense has possessed the ball on average 32:40 minutes per game, which is second in the Sun Belt and ranks 15th in all of FBS.

CCU's Time of Possession

YEAR	TOP	SBC	NCAA
2018	32:48	1st	15th
2019	33:24	1st	10th
2020	33:50	1st	8th
2021	31:18	2nd	24th
2022	32:40	2nd	15th

- The Chants have won the time of possession game in nine of their 12 contests this season.

CCU's Time of Possession in 2022

OPPONENT	CCU TOP	OPP TOP
Army West Point	36:16	23:44
Gardner-Webb	33:48	26:12
Buffalo	20:54	39:06
at Georgia State	40:04	19:56
Georgia Southern	30:58	29:02
at ULM	27:14	32:46
Old Dominion	36:58	23:02
at Marshall	35:00	25:00
Appalachian State	37:56	22:04
Southern Miss	30:56	29:04
at James Madison	29:37	30:23
at Troy	32:22	27:38

PUT IT ON THE BOARD

- Coastal's offense averaged 40.9 points per game last season in 2021, which led the Sun Belt and ranked fifth nationally.

Most Points Per Game in 2021

RANK	TEAM	POINTS PER GAME
1.	Ohio State	45.7
2.	Western Kentucky	44.2
3.	Pittsburgh	41.4
4.	Wake Forest	41.0
5.	Coastal Carolina	40.9
6.	Alabama	39.9
7.	Tennessee	39.3
8.	Oklahoma	39.1
9.	SMU	38.4
	Georgia	38.4

- The Chants scored 30 or more points in nine of their 13 games last season. However, this year the Chants have scored 30-points or more in just six of their 12 games this season.

- For the first time in three years, the Chants' offense is averaging below 30 points per game at 29.1 this year, which is sixth in the SBC.

GET US TO 30

- Since the start of the 2020 season, the Chants have been nearly unbeatable when scoring 30 points or more for the game.

- In fact, Coastal is 22-2 over the last three seasons when the offense scores 30 or more points in a game.

Record When Scoring 30 points or More

DATE	OPPONENT	RESULTS
09/12/20	at Kansas	W, 38-23
09/18/20	Campbell	W, 43-21
10/03/20	Arkansas State	W, 52-23
10/14/20	at #21 Louisiana	W, 30-27
10/31/20	at Georgia State	W, 51-0
11/21/20	Appalachian State	W, 34-23
11/28/20	at Texas State	W, 49-14
12/12/20	at Troy	W, 42-38
12/26/20	vs. #23 Liberty	L, 34-37 (OT)
09/02/21	The Citadel	W, 52-14
09/10/21	Kansas	W, 49-22
09/25/21	UMass	W, 53-3
10/02/21	ULM	W, 59-6
10/07/21	at Arkansas State	W, 52-20
10/28/21	Troy	W, 35-28
11/13/21	Georgia State	L, 40-42
11/20/21	Texas State	W, 35-21
12/17/21	vs. Northern Illinois	W, 47-41
09/03/22	Army West Point	W, 38-28
09/10/22	Gardner-Webb	W, 31-27
09/17/22	Buffalo	W, 38-26
09/22/22	at Georgia State	W, 41-24
10/01/22	Georgia Southern	W, 34-30
11/03/22	Appalachian State	W, 35-28

OFFENSIVE NOTES

CHANT QUARTER

• The fourth quarter is the CHANT quarter, as the Chants have outscored their opponents 112-79 overall in the fourth quarter this season.

• In fact, the Chants have been outscored just twice in the fourth quarter this year, both of which came in losses to ODU (Oct. 15) and James Madison (Nov. 26).

Points in Fourth Quarter this Year

DATE	TEAM	OPP	CCU
09/03/22	Army West Point	7	14
09/10/22	Gardner-Webb	7	7
09/17/22	Buffalo	7	21
09/22/22	at Georgia State	7 *	7
10/01/22	Georgia Southern	13	20
10/08/22	at ULM	0	0
10/15/22	Old Dominion	14	7
10/29/22	at Marshall	0	3
11/03/22	Appalachian State	14	14
11/12/22	Southern Miss	3	6
11/26/22	at James Madison	7	0
12/03/22	at Troy	0	13

* was a defensive touchdown

BUT IT STARTS IN THE FIRST

• While the fourth quarter is the Chant quarter, Coastal has done most of its scoring in the first quarter this season.

• CCU has outscored its opponents 118-61 over the first 15 minutes of play this year.

• Coastal is 8-0 on the year when scoring first for the game and 8-1 when leading after the first quarter.

500 COASTAL

• The Coastal Carolina offense put up over 500 yards of total offense in back-to-back wins over Buffalo (Sept. 17) and Georgia State (Sept. 22).

• In the win over Georgia State (Sept. 22), the Chants totaled a season-high 540 yards of total offense. The 540 total yards were the most by a Chants' offense since posting 685 yards in the win at Arkansas State (Oct. 7, 2021) last year.

500+ Yards of Total Offense in 2022

DATE	OPPONENT	YARDS
09/17/22	Buffalo	504
09/22/22	at Georgia State	540

MAKING THE MOST OF WHAT YOU GET

• The CCU offense made the most of its possessions in the win over Buffalo (Sept. 17), as "Teal Team 6" totaled 504 yards of offense on just 53 plays.

• The Chants averaged 9.5 yards per play against the Bulls' defense in the week three win.

• Last season, the CCU offense set a new program single-game record in the win over The Citadel (Sept. 2, 2021), as the Chants' averaged 10.9 (10.89) yards per play.

• The Chants' offense nearly matched that feat with an average of 10.9 (10.87) yards per play in the win at Arkansas State (Oct. 7, 2021).

Highest Average - Yards Gained/Per Play

RK	OPPONENT	AVG. YARDS
1.	The Citadel (9/2/21)	10.89
2.	at Arkansas State (10/7/21)	10.87
3.	at VMI (10/14/06)	9.9
4.	Buffalo (09/17/22)	9.5
5.	at Campbell (9/12/18)	9.4

CHANT WALL WITH AN ABUNDANCE OF NEW FACES

• After having one of the most experienced offensive lines in the country over the last two years, the 2022 Chants have a ton of new faces along the front line this season.

• CCU returned all five starters in 2021 and four of five starters along the front line in 2020. This year, the Chants returned just two starters in Antwine Loper and Willie Lampkin.

• Among the two returning starters in Loper (29) and Lampkin (25), the Chants returned just a total of 54 starts along the offensive front in 2022.

Fewest Starts Among Starting Returning OL

OFFENSIVE LINE	CAREER STARTS
1. San Diego State	36
2. Colorado	47
3. Coastal Carolina	54
4. Utah	60
5. Fresno State	63
6. Old Dominion	64
Liberty	64
8. Iowa State	65

*courtesy of Mike Montoro, West Virginia

EXCELLING ON THE JOB

• With it being an on-the-job training experience for the Coastal offensive line this season, as several players have had to take on more prominent roles in 2022, the unit excelled through the first six games.

• Through the first six games, CCU's OL unit allowed just 7.0 sacks on the season, 4.0 of which came in the home win over Gardner-Webb (Sept. 10) in week two.

• However, versus Old Dominion (Oct. 15), the offensive line unit gave up 7.0 sacks to the Monarchs' defense, matching the season total over the first six games of the year.

• After the loss to ODU (Oct. 15), the offensive line had allowed just 2.0 sacks in each of the next three games - at Marshall (Oct. 29), versus App State (Nov. 3), and at home against Southern Miss (Nov. 12), before giving up 5.0 sacks in the road loss at James Madison (Nov. 26).

Sacks Allowed this Season - 2022

DATE	OPPONENT	SACKS-YARDS
09/03/22	Army West Point	0.0-0
09/10/22	Gardner-Webb	4.0-19
09/17/22	Buffalo	0.0-0
09/22/22	at Georgia State	0.0-0
10/01/22	Georgia Southern	2.0-14
10/08/22	at ULM	1.0-4
10/15/22	Old Dominion	7.0-39
10/29/22	at Marshall	2.0-26
11/03/22	Appalachian State	2.0-6
11/12/22	Southern Miss	2.0-13
11/26/22	at James Madison	5.0-22
12/03/22	at Troy	1.0-6

MORE WITH JOE MOORE

• On Oct. 18, CCU's offensive line unit earned a spot on the 2022 Midseason Honor Roll for the Joe Moore Award presented to college football's Most Outstanding Offensive Line Unit. It marks the third-straight year that the Chants' OL unit has received the national honor.

MISSING MONEY MCCALL

• Perhaps no player has been more important to their team than Grayson McCall has been to the Chanticleers this season.

• After starting and helping lead the Chants to an 8-1 start over the first nine games of the year, McCall was sidelined for the two contests with a lower-body injury versus Southern Miss (Nov. 12) and James Madison (Nov. 26).

• McCall returned to the lineup for the Chants in the 2022 Hercules Tires Sun Belt Conference Championship game (Dec. 3), going 29-for-41 with 319 yards, three touchdowns, and an interception. He also rushed for a touchdown.

McCall Makes a Difference

STATS	WITH #10	WITHOUT #10
Record	8-2	1-1
Points per game	31.6	16.5
First Downs per game	23.5	14.5
Rushing per game	168.4	130.0
Passing per game	270.4	142.0
Total Offense per game	438.8	272.0
Touchdowns per game	4.1	2.0

OFFENSIVE NOTES

NEXT MAN UP

• The weapons on the outside in the passing game were looking for the “next man up” as the Chants lost four of their top five receivers from last season and two of the best “pass catchers” in program history in wide receiver Jaivon Heiligh and tight end Isaiah Likely.

• “Heiligh Likely” combined to catch 125 passes for 2,040 yards and 19 touchdowns last season in 2021. Heiligh is CCU’s career leader in receptions (191) and receiving yards (2,825), while Likely ranks in the top five in CCU’s record books in touchdown catches (27) and receiving yards (2,050).

• Stepping up as the “next man up” has been graduate transfer **Sam Pinckney** with a team-high 67 catches for 917 yards and three touchdown catches. Third-year Chant **Tyson Mobley** has hauled in 36 catches for 478 yards and five touchdowns this year, while **Jared Brown** had his coming-out party in the win at Georgia State (Sept. 22) and has totaled 47 catches for 789 yards and six receiving touchdowns on the season.

2022 Leading Receivers To Date

CHANT	REC.	YARDS	TDS
Sam Pinckney (WR)	67	917	3
Jared Brown (WR)	47	782	6
Tyson Mobley (WR)	36	478	5
Xavier Gravette (TE)	20	190	2
CJ Beasley (RB)	18	187	1
Jacob Jenkins (TE)	11	149	5
Tyler Roberts (WR)	6	103	2
Braydon Bennett (RB)	4	86	0
Kyre Duplessis (WR)	2	28	0
Reese White (RB)	7	27	2
Deon Fountain (WR)	1	32	0
Logan Mauldin (TE)	1	9	0

YOU GET ONE! AND YOU GET ONE! AND YOU ...

• Call **Grayson McCall** Oprah, as the redshirt junior quarterback is just handing out touchdowns this season.

• McCall has thrown 24 touchdown passes this season, with eight different Chants catching at least one touchdown pass on the year.

• McCall, who ranks fifth in the Sun Belt Conference with 27 touchdown passes this year despite missing two games, has thrown at least one touchdown pass in 23 straight games in which he has played.

SAM-I-AM

• Graduate transfer **Sam Pinckney** has been a great addition to the “Teal Team 6” offense this season, and with his play, he was added to the 2022 Biletnikoff Award watch list.

• Pinckney leads the team with 67 receptions for 917 yards and three touchdowns. He is fourth on the team with an average of 13.7 yards per catch this year.

• He ranks fourth in the Sun Belt and 39th in all of FBS with his 917 receiving yards and is fourth in the Sun Belt and 44th nationally in receiving yards per game at 76.4.

HUNDO FOR SAM

• For the first time since the 2018 season, a Chant not named Jaivon Heiligh or Isaiah Likely recorded over 100 receiving yards in a game, as **Sam Pinckney** totaled 103 yards in the win over Buffalo (Sept. 17).

• Pinckney did it again in the road win at ULM (Oct. 8), as he hauled in a CCU career-high nine passes for 133 yards for the contest.

• The first-year Chant continued his 100-yard trend by catching seven passes for 113 yards in the home loss to Old Dominion (Oct. 15).

• The experienced wideout totaled 100-plus receiving yards for the fourth time this season in the home win over Southern Miss (Nov. 12), as he hauled in four receptions for 106 yards.

• Along with his four 100-yard receiving games at Coastal Carolina this year, Pinckney also totaled five 100-yard games over his four years at Georgia State from 2018-21, giving him nine overall for his collegiate career.

CHASING 1,000

• **Sam Pinckney** enters the TicketSmarter Birmingham Bowl on Dec. 27 with 917 receiving yards this season, just 83 away from 1,000 on the year.

• With 83 more receiving yards, Pinckney would become just the third Chanticleer in program history to record 1,000 receiving yards in a single season for the Teal and Bronze.

Chants with 1,000-yard Receiving Yards

YEAR	CHANT	YARDS
2021	Jaivon Heiligh	1,128
2006	Jerome Simpson	1,077

WHAT CAN BROWN DO FOR YOU

• Redshirt freshman **Jared Brown** broke out in the Chants’ win at Georgia State (Sept. 22).

• The Georgia native caught five passes for 129 yards and two touchdowns and rushed four times for 27 yards, totaling 156 all-purpose yards in the win at GSU.

• In the win over the Panthers, he had touchdown catches of 50 and 53 yards in the first quarter and had a 75-yard touchdown reception nullified by an offensive penalty.

• The 129 receiving yards marked the first 100-yard receiving game of his career.

• He followed that up with another 100-yard performance in the win over Georgia Southern (Oct. 1), as Brown caught five passes for 139 yards and a score.

• His 139 receiving yards were a new career-high and included a 61-yard touchdown catch and run in the fourth quarter.

• At Marshall (Oct. 29), Brown led the team with six catches for 57 yards, accounting for almost half of the Chants’ 121 passing yards for the game.

• He continued to prove to be the go-to guy for the offense versus App State (Nov. 3), as he had a team-high five receptions for 79 yards, including a 47-yard catch in the fourth quarter to help seal the 35-28 home win.

• However, he also did damage with his legs in the win over App State (Nov. 3), as he rushed for a game-high 84 yards and notched his first career rushing touchdown with a 45-yard scamper in the first quarter.

• After just three catches for eight yards over the two games versus Southern Miss (Nov. 12) and James Madison (Nov. 26), Brown returned to himself in the Sun Belt Championship game versus Troy, catching five passes for 73 yards and a touchdown.

• Named the 2022 Sun Belt Conference Freshman of the Year, Brown also earned a spot on the 2022 College Football News (CFN) Freshman All-American second team.

• On the season, Brown has caught 47 passes for 782 yards and six touchdowns. He also has 20 rushes for 187 yards and a rushing score on the year.

OFFENSIVE NOTES

BACK-TO-BACK JACK!

• CCU redshirt freshman wide receiver **Jared Brown** made history earlier this season, as he became the first freshman to post back-to-back 100-yard receiving games in CCU history.

• In the road win at Georgia State (Sept. 22), Brown had five catches for 129 yards and two touchdowns.

• He followed that up by catching five passes for 139 yards and a score in the win the following week over Georgia Southern (Oct. 1).

JB, GO BIG AND GO HOME

• Wide receiver **Jared Brown** goes big when he finds pay dirt, as all seven of his touchdowns this year have been for 30 yards or more.

• In six of the last nine games, Brown has had at least one touchdown of 30 yards or more, highlighted by a 75-yard touchdown catch and run versus Old Dominion (Oct. 15).

Brown's 50-plus Yards Touchdown Streak

DATE	OPPONENT	TD PLAY
9/22/22	at Georgia State	50-yd. reception
9/22/22	at Georgia State	53-yd. reception
10/01/22	Ga. Southern	61-yd. reception
10/08/22	at ULM	56-yd reception
10/15/22	Old Dominion	75-yd reception
11/03/22	Appalachian State	45-yd rush
12/03/22	at Troy	30-yd reception

TE = TD

• This season, the CCU tight ends have proven to be an asset in the passing game.

• Coastal's tight ends group has caught 32 passes this season, with seven of those receptions going for touchdowns.

Tight Ends in 2022

CHANT	REC.	YARDS	TDS
Xavier Gravette (TE)	20	190	2
Jacob Jenkins (TE)	11	149	5
Logan Mauldin (TE)	1	9	0

1-2-3-4 PUNCH ON THE GROUND

• For the second-straight year, the Chanticleers saw a 1,000-yard back move on to the next level in CJ Marable (2020) and Shermari Jones (2021) and looked to continue the trend of another running back stepping up this season.

• Perhaps the most experienced group outside of the quarterbacks' room on the offensive side of the ball, the running backs group has taken a huge hit by the injury plague, as **Braydon Bennett**, **Aaron Bedgood**, **Reese White**, and **Nate Hope II** have all suffered injuries this year.

• Bennett missed the first nine games of the year with an injury he suffered in preseason fall camp, while Bedgood was injured in the season-opening win over Army (Sept. 3).

• White was injured in the home win over Buffalo (Sept. 17) in week three, while Hope II had filled in admirably but went down the week of Georgia Southern (Oct. 1) after scoring his first career touchdown in the win at Georgia State (Sept. 22).

• **Reese White**, the most experienced back of the group, took the offense on his shoulders in week one versus Army (Sept. 3), as he ran a career-high 21 times for a career-high 133 rushing yards and one rushing touchdown. The senior from Georgia also added a career-high two touchdown receptions, catching two passes for 20 yards.

• White's 133 rushing yards marked his second career 100-yard rushing game, while his three total touchdowns tied his career high, both of which happened in the win over Kansas (Sept. 10, 2021) last year.

• The fourth-year Chant, who missed three games - Georgia State (Sept. 22), Georgia Southern (Oct. 1), and ULM (Oct. 8) - looked to be close to 100 percent, as he rushed a team-high 12 times for 42 yards and two touchdowns in the win over Southern Miss (Nov. 12).

• White has carried the ball 88 times for 487 yards and four touchdowns this season.

• Seeing his first significant time in the backfield in his young career, redshirt sophomore **CJ Beasley** made an impact in the win over the Black Knights (Sept. 3), as he carried the ball 19 times for 91 yards.

• It was Beasley who took over the ground game for the Chants in the win over Buffalo (Sept. 17), as he rushed a team-high nine times for 89 yards and a score.

• With White out for the game at Georgia State (Sept. 22), Beasley carried the ball a career-high 25 times and ran for a career-high 142 yards in the conference road win.

• The redshirt sophomore running back recorded his first 100-yard rushing game in the win over the Panthers (Sept. 22) and the most rushing yards by a Chant running back since Shermari Jones rushed for 211 yards in the road win at South Alabama (Nov. 26, 2021).

• Versus Georgia Southern (Oct. 1), Beasley again shouldered the load of the rushing attack and hurdled the Eagles' defense with 12 carries for 64 yards and what proved to be the game-winning touchdown with less than a minute left in the fourth quarter.

• Beasley continued his torrid pace this season in the road win at ULM (Oct. 8), as he carried the ball 15 times for 115 yards and two touchdowns.

• His two rushing touchdowns versus the Warhawks were a career-high, while his 115 rushing yards marked his second 100-yard rushing game of the season.

• However, during the three-game stretch versus Old Dominion (Oct. 15), Marshall (Oct. 29), and App State (Nov. 3), the Virginia native was bottled up for just 63 rushing yards on 32 carries.

• Beasley appeared to have broken through, literally, versus Southern Miss (Nov. 12), as he carried the ball four times for 68 yards and had the longest run of his career with a 56-yard burst up the middle in the win.

• Overall, he has carried the ball a team-high 136 times for 704 yards and scored four touchdowns while adding 18 catches for 187 yards and a touchdown as a receiver.

• After getting injured in the first quarter of the season opener versus Army West Point (Sept. 3), **Aaron Bedgood** returned to the lineup in the win over App State (Nov. 3), rushing four times for 16 yards in limited action.

• In his second game back from injury, Bedgood rushed two times for 29 yards and had the first score of the game with a 30-yard touchdown run in the first quarter in the win over Southern Miss (Nov. 12).

• **Braydon Bennett** made his season debut in the win over Southern Miss (Nov. 12), recording five carries for 17 yards and two catches for 69 yards.

• This season, Bedgood has rushed eight times for 45 yards and a score, while Bennett has tallied 12 carries for 54 yards.

1-2-3-4 Running Backs in 2022

NO.	CHANT (GP)	ATT.	YARDS	TDS
#1	Braydon Bennett (3)	12	54	0
#2	Reese White (9)	88	487	4
#3	Aaron Bedgood (5)	8	45	1
#4	CJ Beasley (11)	136	704	4

OFFENSIVE NOTES

100-YARD EFFORTS THIS SEASON

- Coastal has had five different Chants eclipse the 100-yard mark this season - two rushing and three receiving.

Chants With 100-Yard Games in 2022

CHANT	YARDS	OPP.
Reese White	133 rushing yards	Army
Sam Pinckney	103 receiving yards	Buffalo
CJ Beasley	142 rushing yards	at GSU
Jared Brown	129 receiving yards	at GSU
Jared Brown	139 receiving yards	GaSo
CJ Beasley	115 rushing yards	at ULM
Sam Pinckney	133 receiving yards	at ULM
Sam Pinckney	113 receiving yards	ODU
Sam Pinckney	106 receiving yards	USM
Tyson Mobley	109 receiving yards	at Troy

CHANT PACKAGE

- The Coastal offense broke out the Chant Package at Marshall (Oct. 29), as redshirt senior quarterback **Bryce Carpenter** lined up at quarterback and rushed 13 times for 38 yards and a touchdown in the road win.

- Coastal continued to mix in Carpenter into the offensive play calls in the win over App State (Nov. 3), as the veteran signal-caller had a 31-yard touchdown pass in the first quarter. He also carried the ball nine times for 22 yards.

- In the two games without **Grayson McCall** versus Southern Miss (Nov. 12) and at James Madison (Nov. 26), Carpenter rushed 12 times for 14 yards and completed 2-of-2 pass attempts for 21 yards in splitting time in the shotgun with **Jarrett Guest**.

@GUESTCASHINOUT

- With the injury to quarterback **Grayson McCall** sidelining the three-year starter for 3-6 weeks, the offense turned to the duo of **Jarrett Guest** and **Bryce Carpenter**.

- The tandem combined to complete 8-of-15 passes for 191 yards and two interceptions, while also rushing 15 times for 19 yards in leading the CCU offense to 361 total yards of offense in the win over Southern Miss (Nov. 12).

- However, in the regular-season finale at James Madison (Nov. 26), the duo struggled against perhaps the top defense in the Sun Belt. The duo combined to complete 11-of-24 pass attempts for 93 yards, one touchdown, and one interception, and rush for a combined 25 yards on 18 carries.

GUEST OF HONOR

- Making his first career start and seeing significant action for the first time in his career, **Jarrett Guest** had a career day versus Southern Miss (Nov. 12), as he was 7-of-14 for 163 yards through the air.

- His seven completions were a career-high, as were his 14 pass attempts, 163 passing yards, and a 48-yard pass to **Sam Pinckney**.

- However, his second start did not go as planned, as Guest was 10-for-23 for 99 yards, a touchdown, and one interception. He rushed 14 times for 26 yards and was sacked four times in the road loss at James Madison (Nov. 26).

Guest 2022 Season Statistics

	C-A-I	Yds.	TD	Rushes	Yds.	TD	Off.
Army				DNP			
GWU				DNP			
Buffalo	1-1-0	32	0	0	0	0	32
at GSU	0-1-1	0	0	3	33	1	33
GASO				DNP			
at ULM				DNP			
ODU	1-4-0	8	0	0	0	0	8
at MU				DNP			
App State	0-0-0	0	0	0	0	0	0
USM*	7-14-2	163	0	7	4	0	167
at JMU*	10-23-1	99	1	14	26	0	125
at Troy				DNP			
Total	19-43-4	302	1	26	66	1	368

*starts

THE REAL MCCALL

- The only three-time Sun Belt Conference Player of the Year, **Grayson McCall** has done it all for the Chanticleers the last three years.

www.TheRealMcCall.com

- McCall posted a record-setting season in 2021, as the Coastal quarterback set a new NCAA Division I FBS record in passing efficiency rating at 207.6, eclipsing the previous two records set by Alabama's Mac Jones (203.1) in 2020 and LSU's Joe Burrow (202.0) in 2019.

- McCall, the 2021 Blanchard-Rogers Trophy winner, an award given out to the best player in the state of South Carolina, ranked in the top 25 in all of NCAA Division I FBS in 2021 in several offensive categories. He ranked in the top 25 in passing efficiency (207.6), yards per pass attempt (11.92), completion percentage (73.0), passing yards per completion (16.32), points responsible for per game (17.6), passing touchdowns (27), passing yards per game (261.2), total offense per game (287.5), and points responsible for (194).

ONE FOR THE AGES

- Grayson McCall** topped an outstanding 2020 season with an even better 2021 season, perhaps the best by a quarterback in Coastal Carolina program history.

- McCall set a new CCU single-game record with a perfect completion rate of 100 percent (13-of-13) versus ULM (Oct. 2, 2021) and tied the single-game record with five passing touchdowns versus Texas State (Nov. 20, 2021).

- The N.C. native also set the NCAA Division I FBS and CCU single-season record in passing efficiency (207.6), as well as the CCU single-season record in pass completion percentage (73.0) and average yards per completion (16.3).

BEST IN THE BELT

- For the third consecutive season, Coastal Carolina quarterback **Grayson McCall** was named the Sun Belt Conference Player of the Year in 2022.

- With his third-straight Conference Player of the Year honor, McCall became the first student-athlete in the history of football in the Sun Belt to pick up three-time Player of the Year honors.

- He was also one of just four football student-athletes to receive the honor in back-to-back years in the history of the Sun Belt Conference entering the 2022 season.

Back-to-Back SBC Player of the Year Winners

PLAYER, SCHOOL	YEAR (1)	YEAR (2)
Brandon Kennedy, North Texas	2002	2003
Ryan Aplin, A-State	2011	2012
Ja'Von Rolland-Jones, A-State	2016	2017
Grayson McCall, Coastal	2020	2021

BEING ELITE IN 2021

- McCall ranked among the nation's leaders in several statistical categories last season in 2021.

STAT	#	NCAA
Passing Efficiency	207.6	1st
Yards Per Pass Attempt	11.92	1st
Passing Yards Per Completion	16.32	2nd
Completion Percentage	73.0	2nd
Points Responsible For Per Game	17.6	13th
Passing Yards Per Game	261.2	18th
Passing TDs	27	18th
Total Offense Per Game	287.5	21st
Points Responsible For	194	21st
Passing Yards	2,873	42nd

OFFENSIVE NOTES

BEING ELITE (AGAIN) IN 2022

• McCall again ranks among the nation's leaders in several statistical categories this year despite missing two games on the year.

STAT	#	NCAA
Passing Efficiency	173.1	3rd
Yards Per Pass Attempt	9.24	4th
Completion Percentage	69.1	7th
Points Responsible For Per Game	17.4	15th
Passing Yards Per Completion	13.37	21st
Passing Yards Per Game	263.3	27th
Passing Touchdowns	24	27th
Total Offense	281.6	30th
Points Responsible For	174	30th
Completions Per Game	19.7	43rd

• McCall's touchdown to interception ratio of 24:2 is one of the best in the country among all FBS quarterbacks.

QB	TD	INT
Hendon Hooker (Tennessee)	27	2
Grayson McCall (CCU)	24	2
Caleb Williams (USC)	37	4
Max Duggan (TCU)	30	4
Kurtis Rourke (Ohio)	25	4
KJ Jefferson (Arkansas)	22	4
Bryce Young (Alabama)	27	5
Michael Pratt (Tulane)	25	5
Todd Centeio (James Madison)	25	5
N'Kosi Perry (FAU)	25	5
C.J. Stroud (Ohio State)	37	6
Will Rogers (Miss. State)	34	6
Drake Maye (UNC)	35	7

SITTING ON TOP OF THE SUN

• **Grayson McCall**, once again, finds himself among the leaders in the Sun Belt this year.

STAT	#	SBC
Passing Efficiency	173.1	1st
Completion Percentage	69.1	1st
Yards Per Pass Attempt	9.24	2nd
Points Responsible For Per Game	17.4	2nd
Total Offense	281.6	3rd
Points Responsible For	174	3rd
Passing Yards Per Game	263.3	3rd
Passing Yards Per Completion	13.37	4th
Completions Per Game	19.7	5th
Passing Touchdowns	24	5th
Passing Yards	2,633	8th

2022 HONORS

• **Grayson McCall** once again picked up several in-season and postseason honors.

HONOR	DATE
Johnny Unitas Award Top 25	09/30
Davey O'Brien Award Great 8 List	10/03
SBC Offensive Player of the Week	10/03
Davey O'Brien Award Semifinalist	11/15
CFPA National Performer watch list	11/22
2022 Sun Belt Player of the Year	12/1
2022 All-Sun Belt First Team	12/1
2022 SBC Offensive Player of the Year *	12/9
2022 PFF College All-Sun Belt First Team	12/9

* *The Draft Network*

LOOKS FINE TO ME

• While **Grayson McCall** missed the 2022 spring practice season due to off-season shoulder surgery, CCU's QB1 has not skipped a beat during the 2022 season.

• This season, the redshirt junior quarterback has been responsible for 29 touchdowns, throwing for 24 and rushing for five, and completed 69.1 percent of his passes.

McCall 2022 Season Statistics

	C-A-I	Yds.	TD	Rushes	Yds.	TD	Off.
Army	12-17-0	174	3	6	27	1	201
GWU	22-30-1	308	3	12	13	0	321
Buffalo	16-24-0	251	3	13	13	0	264
at GSU	19-27-0	268	2	8	38	1	306
GASO	23-34-0	335	3	10	34	1	369
at ULM	19-28-0	246	1	9	41	0	287
ODU	26-34-0	358	3	11	-20	0	338
at MU	13-24-0	121	1	11	12	1	133
App State	18-26-0	253	2	6	7	0	260
USM	-DNP - Injury -						
at JMU	-DNP - Injury -						
at Troy	29-41-1	319	3	11	18	1	337
Total	197-285-2	2633	24	87	183	5	2816

GRAYSON = WINNER

• In his career at CCU, **Grayson McCall** has done nothing but win.

• Since becoming the starter in his redshirt freshman season in 2020, McCall is 28-4 overall as a starter.

• In 19 starts versus Sun Belt Conference opponents, McCall is 17-2 overall.

17 AND COUNTING

• **Grayson McCall** made CCU history in the win at Georgia State (Sept. 22) with a touchdown pass on the first play of the game.

• With the touchdown pass versus the Panthers (Sept. 22), McCall extended his streak with at least one touchdown pass in a game to 17 consecutive contests, setting a new school record previously held by Alex Ross.

• Ross threw a touchdown pass in 16 straight games from 2013-14.

• Since then, McCall has extended his streak to 23-straight games with three touchdown tosses in the win over Georgia Southern (Oct. 1), one touchdown pass in the road win at ULM (Oct. 8), three more passing scores in the home loss to Old Dominion (Oct. 15), one in the road at Marshall (Oct. 29), two against App State (Nov. 3), and three more versus Troy (Dec. 3) at the 2022 SBC Championship game.

TWO (OR MORE) ARE BETTER THAN ONE

• With his three touchdown passes in the 2022 Hercules Tires Sun Belt Conference Championship game at Troy (Dec. 3), **Grayson McCall** has thrown for two or more touchdown passes in 25 different games over his 34-game career at Coastal Carolina.

• He has thrown two or more touchdown passes in 11 of his last 14 games.

PASSING HIS WAY INTO THE RECORD BOOKS

• Redshirt junior quarterback **Grayson McCall** made program history once again in the road win at Marshall (Oct. 29), as his touchdown pass in the first quarter gave him the CCU program record for the most career touchdown passes in program history with 73.

• McCall surpassed Alex Ross (a CCU Sasser Hall of Fame member), who had 72 touchdown passes for the Teal and Bronze.

• Since then, he has added to his record with two touchdown passes versus App State (Nov. 3) and three more in the road game at Troy (Dec. 3) to give him 78 touchdown passes.

PASSING TOUCHDOWNS

Rank	Chant (Years)	Pass TD
1.	Grayson McCall (2019-present)	78
2.	Alex Ross (2012-15)	72
3.	Tyler Thigpen (2003-06)	53
4.	Zach MacDowall (2008-10)	45
5.	Aramis Hillary (2010-12)	36

• Ross threw 72 touchdown passes in 47 games played from 2012-15. McCall has thrown 78 touchdown passes in only 34 games played.

OFFENSIVE NOTES

MCCALL WATCH

• In just 34 games as a Chant, Grayson McCall has already etched his name throughout the Coastal Carolina football record book.

PASSING TOUCHDOWNS

Rank	Chant (Years)	Pass TD
1.	Grayson McCall (2019-present)	78
2.	Alex Ross (2012-15)	72
3.	Tyler Thigpen (2003-06)	53
4.	Zach MacDowall (2008-10)	45
5.	Aramis Hillary (2010-12)	36

PASS COMPLETION PERCENTAGE (MIN. 100 ATT.)

Rank	Chant (Years)	Comp. %
1.	Grayson McCall (2019-present)	70.4
2.	Alex Ross (2012-15)	64.7
3.	Bryce Carpenter (2018-present)	64.3
4.	Aramis Hillary (2010-12)	64.2
5.	Fred Payton (2018-20)	62.4

PASS EFFICIENCY (MIN. 100 ATTEMPTS)

Rank	Chant (Years)	EFFICIENCY
1.	Grayson McCall (2019-present)	187.7
2.	Alex Ross (2012-15)	151.8
3.	Tyler Keane (2014-17)	149.5
4.	Fred Payton (2018-20)	145.4
5.	Aramis Hillary (2010-12)	142.2

PASS COMPLETIONS

Rank	Chant (Years)	Pass Comp.
1.	Alex Ross (2012-15)	760
2.	Grayson McCall (2019-present)	549
3.	Zach MacDowall (2008-10)	494
4.	Tyler Thigpen (2003-06)	468
5.	Aramis Hillary (2010-12)	387

PASSING YARDS

Rank	Chant (Years)	Pass Yards
1.	Alex Ross (2012-15)	9918
2.	Grayson McCall (2019-present)	8019
3.	Tyler Thigpen (2003-06)	6598
4.	Zach MacDowall (2008-10)	6360
5.	Aramis Hillary (2010-12)	4546

TOUCHDOWNS RESPONSIBLE FOR

Rank	Chant (Years)	TDS
1.	Grayson McCall (2019-present)	94
2.	Alex Ross (2012-15)	91
3.	Tyler Thigpen (2003-06)	66
4.	De'Angelo Henderson (2013-16)	64
5.	Zach MacDowall (2008-10)	61

TOTAL OFFENSIVE YARDS

Rank	Chant (Years)	YARDS
1.	Alex Ross (2012-15)	11482
2.	Grayson McCall (2019-present)	9072
3.	Tyler Thigpen (2003-06)	8236
4.	Zach MacDowall (2008-10)	7139
5.	Aramis Hillary (2010-12)	5404



GRAYSON MCCALL

QB | 6-3 | 215 | R-Jr.

CAREER STATS

PASSING

YEAR	G-GS	CMP	ATT	YDS	PCT	TD	INT	LG
2019	2-0	4	4	25	100.0	1	0	14
2020	11-11	172	250	2488	68.8	26	3	75
2021	11-11	176	241	2873	73.0	27	3	99
2022	10-10	197	285	2633	69.1	24	2	75
CAREER	34-32	549	780	8019	70.4	78	8	99

RUSHING

YEAR	G-GS	ATT	YDS	AVG.	TD	LG
2019	2-0	2	11	5.5	0	7
2020	11-11	111	569	5.1	7	62
2021	11-11	93	290	3.1	4	25
2022	10-10	87	183	2.1	5	21
CAREER	34-32	293	1053	3.6	16	62

DEFENSIVE NOTES

AT THE TOP AGAIN IN 2021

• The Coastal defense, once again, ranked in the top 50 nationally in several defensive categories last season in 2021.

STAT	#	NCAA
Passing Yards Allowed (per game)	190.3	16th
Total Defense (yards per game)	339.4	25th
Scoring Defense (points per game)	21.6	25th
First Downs Defense	232	26th
Team Tackles-for-Loss (per game)	6.6	30th
Red-Zone Defense (pct.)	77.5	32nd
Rushing Defense (yards per game)	133.8	39th
Team Passing Effic. Defense	126.27	39th
Third-Down Conv. Pct. Defense	36.0	40th
Fourth-Down Conv. Pct. Defense	44.8	43rd
Team Sacks (per game)	2.54	45th

RANKED NATIONALLY IN 2022

• The Coastal defense ranks in the top 50 nationally in several defensive categories again this season in 2022.

STAT	#	NCAA
Fumbles Recovered	12	12th
Team Sacks (per game)	2.83	20th
Team Tackles-for-Loss (per game)	7.1	24th
Turnovers Forced	21	25th
Turnover Margin	0.33	37th
Rushing Defense	130.3	38th
Red-Zone Defense (pct.)	80.9	45th

#FTR

• The “Black Swarm” defense has “Fit the Run” over the four of their last five games, holding their opponents to under 100 yards rushing for the game, including in the three-game winning streak prior to the road loss at James Madison (Nov. 26).

• Over the three-game winning streak, the Chants held their opponents to well under their rushing yards per game average entering the contest.

• The defense did it again in the 2022 Hercules Tires Sun Belt Conference Championship game at Troy (Dec. 3), holding the Trojans to just 93 yards rushing for the game.

Chants Below Average

DATE	OPPONENT	YARDS	AVG.
10/29/22	at Marshall	87	204.0
11/03/22	App State	88	208.2
11/12/22	Southern Miss	52	118.0
12/03/22	at Troy *	93	124.8

* 2022 Sun Belt Conference Championship game

STAGGS' SQUADS STRONG AGAINST THE RUN

• Over the four seasons under defensive coordinator **Chad Staggs**, the Chants have held teams under 100 rushing yards 19 times, including seven times this season in 2022.

• This season, Coastal held Gardner-Webb (Sept. 10) to just 47 rushing yards on 28 carries, an average of 1.7 yards per run in the week two home win, and followed that up by holding Buffalo (Sept. 17) to just 59 yards on 44 carries, an average of just 1.3 yards per carry.

• In Sun Belt Conference play, the Chants' defense held Georgia State (Sept. 22) to just 78 rushing yards and Marshall (Oct. 29) to 87 yards on the ground in a pair of road wins.

• In the last two home games, CCU held Appalachian State (Nov. 3) to a mere 88 rushing yards for the game and bottled up Southern Miss (Nov. 12) for just 52 rushing yards.

• In their last contest, the Chants' defense held Troy to 93 yards on the ground after the Trojans had rushed for over 260 yards in each of their previous two contests entering the game.

Games with less than 100-yards rushing allowed

DATE	OPPONENT	YARDS
09/14/19	Norfolk State	42
11/16/19	at Arkansas State	71
11/30/19	Texas State	36
10/03/20	Arkansas State	36
10/31/20	at Georgia State	76
11/07/20	South Alabama	93
12/12/20	at Troy	89
09/25/21	UMass	28
10/02/21	ULM	72
10/07/21	at Arkansas State	18
11/06/21	at Georgia Southern	80
11/26/21	at South Alabama	-5
09/10/22	Gardner-Webb	47
09/17/22	Buffalo	59
09/22/22	at Georgia State	78
10/29/22	at Marshall	87
11/03/22	Appalachian State	88
11/12/22	Southern Miss	52
12/03/22	at Troy *	93

* 2022 Sun Belt Conference Championship game

• The 18 rushing yards allowed by the Chants at Arkansas State (Oct. 7, 2021), was at the time, a new FBS single-game record for the CCU defense and ranked as the fourth-fewest rushing yards allowed to an opponent in a single game in program history.

• However, CCU topped that mark by holding South Alabama to -5 rushing yards for the game in the 27-21 overtime win in the regular-season finale (Nov. 26, 2021).

• The negative -5 rushing yards are the fewest allowed by a Chants team in their young FBS history and the second-fewest in the program's 19-year history.

Fewest Rushing Yards Allowed in a Game

DATE	OPPONENT	YARDS
11/17/16	Liberty	-23
11/26/21	at South Alabama	-5
10/13/07	Chowan	8
10/20/12	at VMI	16
10/07/21	at Arkansas State	18
09/25/21	UMass	28
11/08/03	at Davidson	31

THE OUTLIERS VS ODU AND AT JMU

• The two outliers this season in terms of the CCU defense stopping the run were in the home loss to Old Dominion (Oct. 15) and the road defeat at James Madison (Nov. 26).

• In the loss to the Monarchs, ODU ran for 323 yards and four touchdowns on the ground. ODU recorded four rushing touchdowns of 20 yards or more in the win, three by running back Blake Watson and one by quarterback D.J. Mack Jr.

• The 323 rushing yards allowed in the loss to Old Dominion (Oct. 15) were the most allowed by the Coastal defense since Northern Illinois ran for 335 yards in the 2021 Tailgreeter Cure Bowl.

• The other odd one came at James Madison (Nov. 26), as the Chants' defense gave up 215 rushing yards on the ground in a 47-7 loss to the Dukes.

LET'S MEET IN THE BACKFIELD

• Coastal's defense has had a field day in the opposing teams' backfields this season, as the Chants have totaled 34 sacks, which is fifth in the Sun Belt and tied for 21st in all of FBS.

• CCU is averaging 2.83 sacks per game over its 12 contests, which ranks fifth in the SBC and 20th nationally.

• On top of the sacks, Coastal's defense has totaled 85 tackles-for-loss this season, which is third in the Sun Belt and tied for 17th overall in all of FBS football.

• Their average of 7.1 tackles-for-loss per game ranks third in the Sun Belt and 16th nationally.

DEFENSIVE NOTES

BACK TO THEIR OLD WAYS

• The “Black Swarm” defense is back to its old ways in 2022, as the Chants have picked up 21 turnovers this year - 19 on defense and two on special teams.

• With their 21 turnovers gained, the Chants are sixth in the Sun Belt and tied for 25th nationally in all of FBS.

• The Coastal defense forced just 12 turnovers all of last year - six interceptions and six fumble recoveries - after forcing 25 turnovers in 2020.

THREE TOO MANY

• Dating back to the end of the 2021 season, the “Black Swarm” defense had forced at least one turnover in eight consecutive games prior to the home contest versus Old Dominion (Oct. 15).

• In the loss to ODU, the Coastal defense did not force a turnover.

• The feat happened once more in the home win over Southern Miss (Nov. 12) and in each of the last two games, both of which were road losses at James Madison (Nov. 26) and Troy (Dec. 3) in the Sun Belt Championship game.

Games Forcing at Least One Turnover

DATE	OPPONENT	TO
11/26/21	at South Alabama	3
12/17/21	vs. Northern Illinois	1
09/03/22	Army West Point	1
09/10/22	Gardner-Webb	5
09/17/22	Buffalo	4
09/22/22	at Georgia State	4
10/01/22	Georgia Southern	1
10/08/22	at ULM	2
10/15/22	Old Dominion	0
10/29/22	at Marshall	2
11/03/22	Appalachian State	2
11/12/22	Southern Miss	0
11/26/22	at James Madison	0
12/03/22	at Troy*	0

* 2022 Sun Belt Conference Championship game

BALL HAWKS CHANTS

• The Chants have picked off nine passes this season, with one in the season opener versus Army West Point (Sept. 3), two in each of the next three games against Gardner-Webb (Sept. 10), Buffalo (Sept. 17), and Georgia State (Sept. 22), and one more versus both Georgia Southern (Oct. 1) and App State (Nov. 3).

• The nine interceptions have come from six different players, led by two interceptions each from redshirt-senior co-captain **Lance Boykin**, redshirt junior linebacker **Tre' Pinkney**, and super senior safety **Tavyn Jackson**.

FALLING ON FUMBLES

• While the Chants have picked off nine passes this season, the “Black Swarm” defense has also recovered 12 fumbles, including one that the punt return team took back to the end zone for a touchdown in the win over Buffalo (Sept. 17).

• The 12 fumble recoveries are tied for the third-most in the Sun Belt Conference and are tied for the 12th-most by a team in all of NCAA FBS football.

Most Fumble Recoveries in 2022

RANK	TEAM	RECOVERIES
1.	Duke	15
	Florida	15
3.	Western Michigan	14
	Buffalo	14
5.	Appalachian State	13
	Bowling Green	13
	Georgia Tech	13
	James Madison	13
	Louisville	13
	Ohio	13
	Western Kentucky	13
12.	Coastal Carolina	12
	Arizona	12
	Georgia State	12
	Louisiana Tech	12
	Northern Illinois	12
	Penn State	12
	Texas A&M	12
	Utah	12
	UCF	12

NOT SINCE 2004

• Coastal Carolina linebacker **JT Killen** recovered not one but two fumbles in the road win at ULM (Oct. 8).

• While his two fumble recoveries in the same game was a career-high, Killen also became the first Chanticleer to recover two or more fumbles in the same game since Sam Harper fell on three loose balls versus Jacksonville on Nov. 13, 2004.

IF IT WASN'T FOR THE BIG PLAYS ...

• Coastal's Achilles heel this season on the defensive side of the ball has been the big play.

• The Chants' defense has given up a total of 75 plays of 20-plus yards or more from the line of scrimmage this season - 58 pass plays and 17 running plays.

• In the season opener versus Army (Sept. 3), most of Army's offensive yards came from three big plays, as the Black Knights had plays of 73, 70, and 54 yards on the night, all of which went for touchdowns.

• In the win over Gardner-Webb (Sept. 10), the Chants gave up eight pass plays of 20 yards or more to the Runnin' Bulldogs.

• Versus Buffalo (Sept. 17), the “Black Swarm” defense contained the Bulls and allowed just one pass play of 20 yards in the win.

• In the road game at Georgia State (Sept. 22), the Panthers totaled five pass plays that went over 20 yards, one of which was a 29-yard touchdown pass from Darren Grainger to Robert Lewis in the second quarter.

• Versus Georgia Southern (Oct. 1), the Chants gave up six plays of 20 yards or more, four via the passing game and two on the ground in the rushing attack.

• At ULM (Oct. 8), the Chants' defense allowed five 20-plus yard plays, four passes and one rush, with a 42-yard touchdown pass in the third quarter being the lone score for both teams in the second half of play.

• In the loss to Old Dominion (Oct. 15), the Chants' gave up a total of 10 plays of 20 yards or more, including four touchdowns.

• ODU hit CCU with five pass plays of over 20 yards, including two touchdown passes of 21 and 22 yards, and five rushing plays over 20 yards, highlighted by two rushing touchdowns of over 50 yards.

• Against Marshall (Oct. 29), the CCU defense gave up seven plays of 20-plus yards - six through the air and one on the ground.

• Despite holding App State (Nov. 3) to just 88 rushing yards for the game, the Mountaineers still picked up five pass plays that went over 20 yards, including two touchdown passes that were 41 and 42 yards, respectively.

• In the win over Southern Miss (Nov. 12), all seven of the Golden Eagles' 20-plus-yard plays on offense came through the air, yet none were touchdown plays.

• At James Madison (Nov. 26) totaled nine plays of 20 yards or more for the game, six through the air and three on the ground.

• Last time out versus Troy (Dec. 3) in the 2022 Sun Belt Conference Championship game, the Chants again surrendered nine plays of 20 yards or more in the loss, including four that went all the way to the end zone.

• Of the 75 total big plays allowed by the Coastal defense, 21 of them have found the end zone - 14 passing and seven rushing.

DEFENSIVE NOTES

CHANGING OF THE GUARD

• The 2022 season has seen a changing of the guard in terms of the “Black Swarm” defense at Coastal Carolina, as gone are Silas Kelly, Teddy Gallagher, C.J. Brewer, Jeffrey Gunter, and Alex Spillum, who were all three-year starters on the defensive side of the ball.

• Leading the way are Chants that waited for their turns, as linebackers **JT Killen**, **Shane Bruce**, and **Tre’ Pinkney**. Killen leads the team with 90 total tackles, while Bruce and Pinkney are third and fifth on the team with 51 and 47 tackles, respectively.

• Defensive co-captains **Lance Boykin** and **Jerrod Clark** have recorded 58 and 41 total stops this season. Clark is tied for the team lead with 10.0 tackles-for-loss and is third with 3.5 sacks, while Boykin has two interceptions, eight pass breakups, and a forced fumble.

• In addition, to those experienced returners, second-year Chants in **Charles Arnold Jr.** and **Tobias Fletcher** have made the most of their time at the safety positions, totaling 48 and 42 tackles apiece this season.

STEWART'S SHOW

• True sophomore bandit end **Josaiah Stewart**, who set the CCU single-season sacks record with 12.5 last year as a true freshman, stole the show in the win over Southern Miss (Nov. 12), as he led the Coastal defensive swarm with 2.0 sacks, 3.0 tackles-for-loss, and a forced fumble.

• Despite playing a new position this year, Stewart is tied for the team lead with 10.0 tackles-for-loss and is tied for third with 3.5 sacks. He also has five quarterback hurries, one pass breakup, and one forced fumble.

STEWART SCALING SACKS RECORD LIST

• With his 3.5 sacks this season, **Josaiah Stewart** has sacked his way into Coastal Carolina’s career record books in just two full seasons in the Teal and Bronze.

QUARTERBACK SACKS

Rank	Chant (Years)	SACKS
1.	Tarron Jackson (2016-20)	26.5
2.	Jeffrey Gunter (2017-18, 20-21)	18.0
3.	Phillip Oboh (2006-09)	17.0
4.	Adrain Grady (2003-07)	16.5
5.	Josaiah Stewart (2021-present)	16.0
	C.J. Brewer (2017-21)	16.0
7.	Roderick Holder (2012-15)	14.0
	Maurice Simpkins (2003-05)	14.0
9.	Silas Kelly (2017-21)	10.0
10.	Three players	9.5

TURNOVER CLOAK

• The “Black Swarm” defense unveiled the Turnover Cloak on the sidelines for the 2019 season. The “King of the South” is presented with the Turnover Cloak when recording an interception or recovering a fumble.

• This season alone, 14 different Chants have dawned the Turnover Cloak.

• Super senior **Tavyn Jackson** celebrated the “Black Swarm’s” first Turnover Cloak presentation of 2022 with an interception in the third quarter of the win over Army (Sept. 3).

• A trio of Chants joined in on the turnover fun for the first time in the win over Gardner-Webb (Sept. 10), as **Kade Hensley**, **Braylon Ryan**, and **Jairan Parker** all recovered a fumble to sport the Turnover Cloak.

• Redshirt senior **Lance Boykin** had not one but two cloak ceremonies in the win over the Runnin’ Bulldogs (Sept. 10), as he had two interceptions in the fourth quarter to help seal the win for CCU.

• Cornerbacks **D’Jordan Strong** and **Jacob Proche** dawned the cloak with interceptions in the win over Buffalo (Sept. 17), while both **Jahmar Brown** and **Kennedy Roberts** recovered a fumble to take part in their first-ever cloak ceremony like Proche.

• In the win at Georgia State (Sept. 22), four different Chants earned their first cloak celebration as **JT Killen** and **Tobias Fletcher** both recovered fumbles, while both **Charles Arnold Jr.** and **Tre’ Pinkney** had their first career interceptions.

• Pinkney earned his second Turnover Cloak ceremony with an interception in the win over Georgia Southern (Oct. 1).

• To top his fellow linebacker Pinkney, Killen picked up not one, but two cloak presentations in the road win at ULM (Oct. 8) with two fumble recoveries in the contest.

• Linebacker **Shane Bruce** joined the club with a fumble recovery in the third quarter in the road win at Marshall (Oct. 29), while Strong earned his seventh cloak presentation with a fumble recovery in the fourth quarter.

• Both Jackson and Roberts picked up their second cloak ceremonies with turnovers in the win over App State (Nov. 3), as Jackson had an interception in the fourth quarter and Roberts pounced on a fumble in the second quarter.

ALL-TIME CLOAK PRESENTATIONS

CHANT	2022	ALL-TIME
Alex Spillum	N/A	10
D’Jordan Strong	2	7
Chandler Kryst	N/A	5
Brayden Matts	N/A	5
Derick Bush	N/A	4
JT Killen	3	3
Lance Boykin	2	3
C.J. Brewer	N/A	3
Teddy Gallagher	N/A	3
Silas Kelly	N/A	3
Kameron Burton	N/A	3
Tavyn Jackson	2	2
Tre’ Pinkney	2	2
Kennedy Roberts	2	2
Mason Shelton	-	2
Enock Makonzo	N/A	2
Jeffrey Gunter	N/A	2
Tobias Fletcher	1	1
Charles Arnold Jr.	1	1
Jahmar Brown	1	1
Shane Bruce	1	1
Jacob Proche	1	1
Kade Hensley	1	1
Braylon Ryan	1	1
Jairan Parker	1	1
Dre Pinckney	-	1
Aaron Bedgood	-	1
Manny Stokes Jr.	-	1
Jaivon Heiligh	N/A	1
Jordan Morris	N/A	1
Tarron Jackson	N/A	1
Mallory Claybourne	N/A	1
Cincir Evans	N/A	1
Michael Makins	N/A	1
William Stewart	N/A	1



BLACK SWARM EFFECT

- In the last four seasons under defensive coordinator **Chad Staggs** in 2019, 2020, 2021, and now 2022, the "Black Swarm" defense has improved across the board statistically from the 2018 season, the year prior to him coming to CCU.

STAT	2018 (Before Staggs)	2019	2020	2021	2022
Interceptions	4 (126th)	11 (46th)	16 (3rd)	6 (109th)	9 (71st)
Turnovers Forced	12 (117th)	17 (74th)	25 (2nd)	12 (112th)	21 (25th)
Sacks	19 (109th)	21 (94th)	34 (10th)	33 (42nd)	34 (20th)
First Downs Allowed	259 (68th)	241 (34th)	223 (94th)	232 (26th)	246 (64th)
Total Defense	450.8 (110th)	383.6 (62nd)	351.9 (31st)	339.4 (25th)	412.3 (97th)
Passing Defense	206.4 (41st)	223.5 (61st)	204.2 (32nd)	190.3 (16th)	282.0 (124th)
Rushing Defense	244.4 (120th)	160.1 (70th)	147.7 (47th)	149.1 (61st)	130.3 (38th)
Scoring Defense	33.2 (100th)	30.5 (85th)	20.2 (19th)	21.6 (25th)	30.1 (101st)

* stat number (NCAA ranking)

SPECIAL TEAMS NOTES

WHO THIS?

• For the first time in three years, the Chanticleers had a new long snapper, holder, placekicker, and punter, as Coastal returned just one player who attempted at least one kick last season.

• CCU's all-time career leader in made field goals, Massimo Biscardi, is gone, as is three-year long snapper CJ Schrimpf and six-year veteran punter and holder Charles Ouverson.

• The specialist group this season is undergoing a youth movement and is an inexperienced group that will get on-the-job training together in 2022.

Game Experience Among the Specialists

CHANT	GP	STATS
Payton Bunch	16	109 snaps
Kade Hensley	12	8-11 FGs / 43-44 PATs
Liam Gray	12	1-3 FGs / 50 KOs
Mack West	12	56 holds / 3 punts
Evan Crenshaw	12	48 punts

LEG OF LIAM

• **Liam Gray** made his season debut in the win at Georgia State (Sept. 22), as he handled the kickoffs for the Chants.

• Gray had eight kickoffs for 512 yards, an average of 64.0 yards per kick, and totaled six touchbacks in the road win at Georgia State (Sept. 22).

• Since making his season debut in week four in Atlanta, Ga., Gray has handled the kickoff duties for the Chants.

• He has totaled six kickoffs or more in six of nine games played and had over 300 kickoff yards in all but three games this season.

• In nine games this season, Gray has 45 kickoff attempts for a total of 2,781 yards, an average of 61.8 yards per kick. He also has 16 touchbacks on the season.

SPECIAL POINTS

• The Chants' special teams have scored not one but two touchdowns this season and two different ways.

• CCU's **Matthew McDoom** returned a kickoff 95-yards for a touchdown in the home win over Gardner-Webb (Sept. 10) in week two.

• In week three versus Buffalo (Sept. 17), **Jahmar Brown** did a scoop and score on a fumble by the Bulls' punter on a low snap, scoring six points in the 21-yard TD return.

HIGH ON HENSLEY

• Redshirt freshman kicker **Kade Hensley** got off to a great start to the season, as he made each of his first five field goal attempts, including a 48-yarder versus GWU (Sept. 10).

• After going through a three-game stretch midway through the season in which he missed two consecutive field goals, he has returned to form making good on each of his three field goal tries over the last five games.

• Overall, the redshirt freshman placekicker is 8-of-11 (72.7 percent) on field goal attempts, which includes four made field goals of 43 yards or more on the year.

• Hensley is also 43-of-44 (97.7 percent) in PATs on the season with his lone miss a blocked kick versus Southern Miss (Nov. 12).

Kicking Per Game

DATE	OPPONENT	FGS	PATS
09/03/22	Army West Point	1-1	5-5
09/10/22	Gardner-Webb	1-1	4-4
09/17/22	Buffalo	1-1	5-5
09/22/22	at Georgia State	2-3	5-5
10/01/22	Georgia Southern	0-1	4-4
10/08/22	at ULM	-	4-4
10/15/22	Old Dominion	0-1	3-3
10/29/22	at Marshall	1-1	3-3
11/03/22	Appalachian State	-	5-5
11/12/22	Southern Miss	2-2	2-3
11/26/22	at James Madison	-	1-1
12/03/22	vs. Troy	-	2-2
Totals	-	8-11	43-44

DAS BOOT

• Coastal true freshman punter **Evan Crenshaw** has done well this season when called upon, as he has punted 48 times for a total of 1,856 yards, an average of 38.7 yards per punt in his first intercollegiate season.

• He has placed seven of his 48 punts inside the opponent's 20-yard line and has had 17 punts fair caught on the year.

• Crenshaw's best game was at Marshall (Oct. 29), as he posted a then-career-high eight punts for 339 yards, which included a then-career-long 50-yard punt.

• For his performance at Marshall (Oct. 29), Crenshaw was named the Sun Belt Conference Special Teams Player of the Week (Oct. 31).

• He topped that performance the following week versus App State (Nov. 3), as Crenshaw punted three times for 137 yards, posting a season-best average of 45.7 yards per punt. He also had a new career-long 54-yard punt in the win.

JENNY FROM THE BLOCK

• CCU has blocked not one but two field goals this season, both from a defensive lineman.

• **Rolan Wooden II** blocked a field goal attempt in the third quarter at Marshall (Oct. 29), while **Jerrod Clark** blocked a James Madison (Nov. 26) field goal in the second quarter.

SPECIAL TEAMS SPECIALISTS

• Coastal Carolina true freshman **Matthew McDoom** was named the Sun Belt Conference Football Special Teams Player of the Week on Monday, Sept. 12.

• McDoom had perhaps the biggest game-changing play in the win over GWU, as he returned a kickoff 95 yards for a touchdown, the first of his career.

• McDoom's 95-yard kick return score was the first kickoff return for a touchdown for the Chanticleers since Ky'Jon Tyler returned one for a touchdown versus Hampton in 2016.

• His 95-yard kick return was the longest for the Chanticleers since Tyler had a 50-yard kickoff return versus Troy in 2017 and was tied for the fifth-longest scoring play in Coastal Carolina program history.

• Fellow true freshman **Evan Crenshaw** was named the Sun Belt Conference Football Special Teams Player of the Week on Monday, Oct. 31, for his performance on special teams in the Chanticleers' win at Marshall (Oct. 29).

• With the game being a low-scoring contest at Marshall (Oct. 29), special teams played a huge role in the game. Crenshaw punted the ball eight times for 339 yards, which included a career-long 50-yard punt.

• Crenshaw averaged 42.4 yards per punt attempt and had six of his eight punts downed, as he kept pushing The Herd back. Marshall's average starting field position for the game was at its own 27-yard line.

POSTSEASON LOVE FOR THE SPECIALISTS

• Coastal had a trio of specialists receive postseason recognition from College Football Network (CFN).

• Kicker **Liam Gray** was named the CFN Second-Team All-Sun Belt Specialists group as the kickoff specialist.

• Freshman returner **Matthew McDoom** and redshirt freshman special teams standout **Joah Cash** were both CFN honorable mention specialists selections.

MISCELLANEOUS NOTES

SBC WEEKLY HONORS IN 2022

- Coastal had four student-athletes earn Sun Belt Conference weekly honors this season.
- Freshman **Matthew McDoom** was named the SBC Special Teams Player of the Week on Sept. 12.
- Co-captain and redshirt junior quarterback **Grayson McCall** was tabbed the Sun Belt Conference Offensive Player of the Week on Oct. 3.
- On Oct. 30, CCU's **Shane Bruce** was named the Sun Belt Conference Defensive Player of the Week, while punter **Evan Crenshaw** was tabbed the Sun Belt Conference Special Teams Player of the Week.

Date	Chant	Honor
Sept. 12	Matthew McDoom	Special Teams
Oct. 3	Grayson McCall	Offensive
Oct. 30	Shane Bruce	Defensive
Oct. 30	Evan Crenshaw	Special Teams

INJURIES GALORE

- Coastal has been hit by the injury bug hard this season and has numerous Chants that have missed multiple games this season.

Injured Chants in 2022

Chant	Games Missed
Brooks Johnson, TE	12
Brayden Bennett, RB	9
Aaron Bedgood, RB	7
Deon Fountain, WR	4
Reese White, RB	3
Liam Gray, K	3
Shane Bruce, LB	3
Travis Geiger Jr., NT	Out for Season
Chris Rhone, WR	Out for Season
Dre Pinckney, S	Out for Season
Jahmar Brown, Spur	Out for Season
Nate Hope II, RB	Out for Season
Elijah Hopkins, RB	Out for Season
Emmanuel Johnson, DE	Out for Season
Taylor Wagner, OL	Out for Season

BOYKIN INVITED TO EAST-WEST SHRINE BOWL

- Coastal Carolina redshirt senior cornerback **Lance Boykin** earned an invitation to the 98th East-West Shrine Bowl, which will be held on Feb. 2, 2023, in Las Vegas, Nev.
- This season, the co-captain is second on the team with 58 tackles from the defensive secondary.
- He is also tied for the team lead with two interceptions, both of which came in the home win over Gardner-Webb on Sept. 10, and has added 2.0 tackles-for-loss, 1.0 sack, one forced fumble, and eight pass breakups this year.

CLARK RECEIVES INVITATION TO EAST-WEST SHRINE BOWL

- Coastal Carolina redshirt senior nose tackle **Jerrod Clark** received an invitation to play in the 98th East-West Shrine Bowl, which will be held on Feb. 2, 2023, in Las Vegas, Nev.
- This season, the co-captain was named to the All-Sun Belt third team for his play up front along the defensive line.
- The fifth-year Chant has totaled 41 tackles on the season and is tied for the team lead with 10.0 tackles-for-loss. He is third on the team in sacks with 3.5 and is tied for the team lead with five quarterback hurries on the year. He also has a blocked kick, blocking a field goal at James Madison on Nov. 26.

MCCALL = DAVEY O'BRIEN CLASS 3X

- For the third consecutive year, Coastal Carolina quarterback **Grayson McCall** has been recognized by The Davey O'Brien Foundation, as he was once again named a Davey O'Brien National Quarterback Award semifinalist.
- The Coastal signal-caller was also named a semifinalist for the award in 2020 and 2021.
- McCall was also named to the Davey O'Brien QB Class of 2020, 2021, and 2022 in each of the last three years.

I'M THE CAPTAIN NOW

- The Chanticleers announced their four captains at the end of the summer workouts, as voted on by the team.

2022 Captains

Grayson McCall, QB
Aaron Bedgood, RB
Jerrod Clark, NT
Lance Boykin, CB

GRADUATES

- The 2022 Coastal Carolina roster has a total of 11 student-athletes that have already graduated with at least one degree heading into the 2022 season.

Chant

Bryce Carpenter, QB/Ath
Jamar Darboe, LB
Kassy Desir, OL
Amadou Fofana, DE
Adrian Hope, Bandit
Antwine Loper, OL ^
Jairan Parker, Spur
Kennedy Roberts, DT
Justin Scola, Bandit
D'Jordan Strong, CB
Rolan Wooden II, DT

RECENT GRADUATES

- The 2022 Coastal Carolina roster had a total of 18 student-athletes receive a degree at the 2022 fall graduation this month.

Chant

Aaron Bedgood, RB
Lance Boykin, DB
Bryce Carpenter, QB/Ath *
Jerrod Clark, NT
Luke Ellenberger, Spur
Amadou Fofana, DE *
Travis Geiger Jr., NT
Xavier Gravette, TE
De'Angelo Huskey, CB
TJ Ivy Jr., TE
Antwine Loper, OL ^
Patrick McSweeney, TE
Sam Pinckney, WR *
Tyler Roberts, WR
Taj Thomas, WR
D'Jordan Strong, CB ^
Reese White, RB
Rolan Wooden II, DT ^
* second degree
^ Master's degree

#PROCHANTS

- The Chanticleers will have a handful of former players playing professionally this season in the NFL, USFL, CFL, and overseas.

NFL

C.J. Brewer	Buffalo Bills
Anthony Chesley *	Tampa Bay Buccaneers
Jeffrey Gunter	Cincinnati Bengals
Tarron Jackson	Philadelphia Eagles
Isaiah Likely	Baltimore Ravens

USFL

CJ Marable	Birmingham Stallions
------------	----------------------

CFL

Jaivon Heiligh *	Winnipeg Blue Bombers
Enock Makonzo	Edmonton Elks

GERMANY/EUROPEAN

Alex Spillum	Schwäbisch Hall Unicorns
	Berlin Thunder

XFL

C.J. Brewer ^	Houston Roughnecks \$
Silas Kelly	St. Louis Battlehawks \$

*practice squad
\$ drafted in the XFL Draft in November

^ C.J. Brewer is on the Buffalo Bills' active roster.

RECORD BREAKDOWN

Current Streak	Lost 2
Current Home Streak	Won 2
Current Road Streak	Lost 2
Current Neutral Streak	Won 1
Last Win	26-23 vs. Southern Miss (11/12/22)
Last Home Win	26-23 vs. Southern Miss (11/12/22)
Last Home Loss	49-21 vs. Old Dominion (10/15/22)
Last Road Win	24-13 at Marshall (10/29/22)
Last Road Loss	45-26 at Troy (12/03/22)

	2019-21	2022
Overall	27-10	9-3
Conference	16-8	6-2
Playing at home	15-4	6-1
Playing on the road	11-5	3-2
Playing at a neutral site	1-1	0-0
In overtime games	1-2	0-0
Versus Nationally Ranked opponents	2-1	0-0
In August	0-1	0-0
In September	9-1	4-0
In October	7-3	3-1
In November	8-4	2-1
In December	3-1	0-1

Outrushing opponent	20-3	7-1
When rushing for 200 yards	17-3	3-0
When rushing for 300 yards or more	3-0	0-0
Outrushed by opponent	7-8	2-2
When allowing 200 yards rushing	4-5	1-2
When allowing 300 yards rushing or more	1-1	0-1
Rushing yards the same	0-0	0-0

Outpassing opponent	16-5	5-2
When passing for 300 yards	6-2	2-2
When passing for 400 yards or more	0-0	0-0
Outpassed by opponent	11-5	4-1
When allowing 300 yards passing	4-4	3-1
When allowing 400 yards passing or more	0-0	1-0

More total offense than opponent	22-4	6-1
When having 400+ total offense	20-4	6-2
When having 500+ total offense	12-0	2-0
When having 600+ total offense	3-0	0-0
Less total offense than opponent	5-6	3-2
When allowing 400+ total offense	7-6	4-3
When allowing 500+ total offense	2-3	0-2
When allowing 600+ total offense	0-0	0-0

Committing fewer turnovers	14-3	6-0
Committing more turnovers	3-5	0-3
Turnovers are even	10-2	3-0

< 30:00 of time of possession	7-5	2-1
> 30:00 of time of possession	20-5	7-2

Scoring first	18-5	8-1
Opponent scores first	9-5	1-2

Leading after the 1st quarter	14-2	8-1
Trailing after the 1st quarter	8-4	0-2
Tied after the 1st quarter	5-4	1-0
Leading at halftime	16-3	5-0
Trailing at halftime	6-7	1-3
Tied at halftime	5-0	3-0
Leading after the 3rd quarter	21-0	6-0
Trailing after the 3rd quarter	3-9	2-3
Tied after the 3rd quarter	3-1	1-0
Overtime	1-2	0-0

Scoring 0-10 points	0-1	0-1
Scoring 11-20 points	1-0	0-0
Scoring 21-30 points	8-5	3-2
Scoring 31-40 points	5-3	5-0
Scoring 41-plus points	13-1	1-0

Opponent scores 0-10 points	7-0	0-0
Opponent scores 11-20 points	6-0	1-0
Opponent scores 21-30 points	11-4	8-0
Opponent scores 31-40 points	2-2	0-0
Opponent scores 41-plus points	1-4	0-3

With an individual 100-yard rusher	13-3	3-0
With an individual 100-yard receiver	12-3	5-2
With an individual 200-yard passer	18-5	6-2

2022 POSTSEASON AWARDS & HONORS

GRAYSON MCCALL

- 2022 Sun Belt Conference Player of the Year
- 2022 All-Sun Belt First Team
- 2022 Sun Belt Conference Offensive Player of the Year - The Draft Network
- 2022 Pro Football Focus (PFF) College All-Sun Belt First Team
- 2022 Phil Steele Sun Belt All-Conference First Team
- 2022 CFPA National Performer of the Year Trophy Watch List
- 2022 Davey O'Brien National Quarterback Award Semifinalist
- Davey O'Brien QB Class of 2022
- 2022 Johnny Unitas Golden Arm Award Top 25

CJ BEASLEY

- 2022 All-Sun Belt Honorable Mention

LANCE BOYKIN

- 2022 All-Sun Belt Second Team
- 2022 Phil Steele Sun Belt All-Conference Third Team
- 2023 East-West Shrine Bowl Invite

JARED BROWN

- 2022 College Football News (CFN) Freshman All-American Second Team
- 2022 Sun Belt Conference Freshman of the Year
- 2022 Phil Steele Sun Belt All-Conference Fourth Team
- 2022 Pro Football Network Midseason All-American Honorable Mention
- 2022 The Athletic Midseason Freshman All-American First Team
- 2022 College Football News (CFN) Midseason Freshman All-American First Team

SHANE BRUCE

- 2022 All-Sun Belt Honorable Mention

JOAH CASH

- 2022 CFN Honorable Mention All-Sun Belt Specialists

JERROD CLARK

- 2022 All-Sun Belt Third Team
- 2022 Phil Steele Sun Belt All-Conference Third Team
- 2022 Pro Football Focus (PFF) College All-Sun Belt Third Team
- 2023 East-West Shrine Bowl Invite
- 2022 CFN Honorable Mention All-Sun Belt Defense

LIAM GRAY

- 2022 CFN Second-Team All-Sun Belt Specialists

ADRIAN HOPE

- 2022 All-Sun Belt Honorable Mention
- 2022 Pro Football Focus (PFF) College All-Sun Belt Second Team

JACOB JENKINS

- 2022 All-Sun Third Team

JT KILLEN

- 2022 All-Sun Third Team
- 2022 Phil Steele Sun Belt All-Conference Second Team

WILLIE LAMPKIN

- 2022 All-Sun Belt First Team
- 2022 Pro Football Focus (PFF) College All-Sun Belt First Team
- 2022 Phil Steele Sun Belt All-Conference First Team
- 2022 CFN Sun Belt Conference Offensive Lineman of the Year
- 2022 CFN First-Team All-Sun Belt Offense

ANTWINE LOPER

- 2022 All-Sun Belt Third Team
- 2022 Phil Steele Sun Belt All-Conference Fourth Team

MATTHEW MCDOOM

- 2022 Phil Steele Sun Belt All-Conference Third Team
- 2022 CFN Honorable Mention All-Sun Belt Specialists

TYSON MOBLEY

- 2022 All-Sun Belt Honorable Mention

SAM PINCKNEY

- 2022 All-Sun Belt Third Team
- 2022 Phil Steele Sun Belt All-Conference Third Team
- 2022 CFN Second-Team All-Sun Belt Offense

JOSAIAH STEWART

- 2022 All-Sun Belt Second Team
- 2022 CFN First-Team All-Sun Belt Defense
- 2022 Pro Football Focus (PFF) College All-Sun Belt Third Team
- 2022 Phil Steele Sun Belt All-Conference Third Team

QUICK FACTS

UNIVERSITY INFORMATION

Name of School	Coastal Carolina University
* Coastal Carolina, Coastal, or CCU	
Location	Conway, S.C.
Founded	1954
Enrollment	10,473
Nickname	Chanticleers
Pronunciation of Nickname	SHON-ti-cleers
Mascot	Chauncey
School Colors	Teal, Bronze, and Black
Affiliation	NCAA Division 1 FBS
Conference	Sun Belt Conference
University President	Michael T. Benson, D.Phil.
Alma Mater	BYU (1990)
V.P. of Intercollegiate Athletics	Matt Hogue
Alma Mater	South Carolina (1993)
Athletic Department Phone	843-349-2820
Ticket Office Phone	843-347-8499
University Website	www.coastal.edu
Athletics Website	www.GoCCUsports.com
Conference Website	www.sunbeltsports.org

STADIUM INFORMATION

Stadium Name	Brooks Stadium
Field Name	Benton Field
Surface	Artificial Turf (Teal "Surf Turf")
Capacity	20,000
Press Box Phone	843-234-3404
First Year	2003
Renovations	2006, 2010, 2012, 2017, 2019
First Game	Sept. 6, 2003 (Coastal 21, Newberry 14)
Largest Crowd	21,224 (Nov. 3 - CCU 35, App State 28)
Record at Stadium	89-32 (.736)
Most Consecutive Wins at Stadium	13 (2012-14)

COASTAL CAROLINA FOOTBALL HISTORY

First Year	2003
All-Time Record	158-83 (.656)
All-Time Conference Record	70-43 (.619)
Sun Belt Conference (2017-present)	26-22 (.542)
Big South Conference (2003-15)	44-21 (.677)
NCAA FBS All-Time Bowl Game Record	1-1 (.500)
Years in a NCAA FBS Postseason Bowl Game	2
	2020 • 2021
NCAA FCS All-Time Playoff Record	4-6 (.400)
Years in NCAA FCS Playoffs	6
	2006 • 2010 • 2012 • 2013 • 2014 • 2015
Conference Championships	9
	2004 • 2005 • 2006 • 2010 • 2012 • 2013 • 2014 • 2016* • 2020

*Football Transition Committee Conference Champions

COASTAL CAROLINA COACHES

Chad Staggs	Interim Head Coach
	Defensive Coordinator/Safeties
Newland Isaac	Co-Offensive Coordinator/Running Backs
Willy Korn	Co-Offensive Coordinator/Quarterbacks
Malcolm Dixon	Wide Receivers
Bill Durkin	Offensive Line
Aaron Fierbaugh	Inside Linebackers
Bryant Foster	Defensive Backs
Cody Ladutko	Tight Ends
Skylor Magee	Defensive Line
Josh Miller	Outside Linebackers
Chad Scott	Speed, Strength and Conditioning

FUTURE NON-CONFERENCE SCHEDULES

2023

9/2 – at UCLA
 9/9 – Jacksonville State
 9/16 – Duquesne
 11/18 – at Army

2024

8/31 – at Jacksonville State
 9/7 – William & Mary
 9/14 – at Temple
 9/21 – Virginia

2025

8/30 – at Virginia
 9/6 – Charleston Southern
 11/22 – at South Carolina

2026

9/19 – Temple
 10/17 – Army

2027

9/18 – Liberty
 10/16 – at Army

2028

10/14 – at Liberty

2029

9/29 – at Liberty

2030

9/28 – Liberty

ON THIS DATE IN CCU FOOTBALL HISTORY

- Coastal will be playing on this date, Dec. 27, for the first time in the program's 20-year history.
- Overall, Coastal has played in the month of December just 11 times, with the first December game in program history coming in the NCAA FCS Playoffs on Dec. 1, 2012.
- The Chants are 6-5 in games played in December, including going 1-1 in bowl games.

12/01/12	at #3 Old Dominion *	L, 35-63
12/07/13	at #4 Montana *	W, 42-35
12/14/13	at #1 North Dakota St.*	L, 14-48
12/06/14	#16 Richmond *	W, 36-15
12/13/14	at #2 North Dakota St. *	L, 32-39
12/02/17	Georgia Southern	W, 28-17
12/05/20	#8 BYU	W, 22-17
12/12/20	at Troy	W, 42-38
12/26/20	vs. #23 Liberty ^	L, 34-37 (OT)
12/17/21	vs. Northern Illinois ^	W, 47-41
12/03/22	at Troy #	L, 26-45

*FCS playoffs

^ Bowl game

Sun Belt Championship game

— SUN BELT GAMES —						— OVERALL —				
Team	Record	Pct.	H	A	Streak	Record	Pct.	H	A	Streak
EAST DIVISION										
1. Coastal Carolina	6-2	.750	3-1	3-1	L1	9-3	.750	6-1	3-2	L2
James Madison	6-2	.750	3-1	3-1	W3	8-3	.727	5-1	3-2	W3
3. Marshall	5-3	.625	2-2	3-1	W4	8-4	.667	4-2	4-2	W4
4. Georgia Southern	3-5	.375	2-2	1-3	W1	6-6	.500	4-2	2-4	W1
Appalachian State	3-5	.375	3-1	0-4	L1	6-6	.500	5-2	1-4	L1
Georgia State	3-5	.375	2-2	1-3	L3	4-8	.333	2-4	2-4	L3
Old Dominion	2-6	.250	1-3	1-3	L6	3-9	.250	2-4	1-5	L6
WEST DIVISION										
1. Troy	7-1	.875	4-0	3-1	W7	11-2	.846	7-0	4-2	W10
South Alabama	7-1	.875	3-1	4-0	W5	10-2	.833	5-1	5-1	W5
3. Louisiana	4-4	.500	2-2	2-2	W2	6-6	.500	4-2	2-4	W1
Southern Miss	4-4	.500	2-2	2-2	W1	6-6	.500	3-3	3-3	W1
5. ULM	3-5	.375	2-2	1-3	L2	4-8	.333	3-2	1-6	L2
6. Texas State	2-6	.250	2-2	0-4	L1	4-8	.333	4-2	0-6	L1
7. Arkansas State	1-7	.125	1-3	0-4	L6	3-9	.250	3-3	0-6	L2

SUN BELT FOOTBALL SCHEDULE

DULUTH TRADING CURE BOWL

FRIDAY • DECEMBER 16

TIME (ET)

#24 Troy vs. #25 UTSA (ESPN)

3 p.m. ET

LENDINGTREE BOWL

SATURDAY • DECEMBER 17

TIME (ET)

Southern Miss vs. Rice (ESPN)

5:45 p.m. ET

MYRTLE BEACH BOWL

MONDAY • DECEMBER 19

TIME (ET)

Marshall vs. UConn (ESPN)

2:30 p.m. ET

R+L CARRIERS NEW ORLEANS BOWL

WEDNESDAY • DECEMBER 21

TIME (ET)

South Alabama vs. Western Kentucky (ESPN)

9 p.m. ET

RADIANCE TECHNOLOGIES INDEPENDENCE BOWL

FRIDAY • DECEMBER 23

TIME (ET)

Louisiana vs. Houston (ESPN)

3 p.m. ET

CAMELLIA BOWL

TUESDAY • DECEMBER 27

TIME (ET)

Georgia Southern vs. Buffalo (ESPN)

Noon ET

TICKETSMARTER BIRMINGHAM BOWL

TUESDAY • DECEMBER 27

TIME (ET)

Coastal Carolina vs. East Carolina (ESPN)

6:45 p.m. ET



2022 SUN BELT PRESEASON POLL

2022 Sun Belt Football Coaches Poll (first-place votes in parentheses)

East Division

1. App State (10) - 94
2. Coastal Carolina (2) - 77
3. Georgia State (1) - 68
4. Marshall - 62
5. Georgia Southern (1) - 35
6. James Madison - 31
7. Old Dominion - 25

West Division

1. Louisiana (12) - 95
2. South Alabama (2) - 79
3. Troy - 76
4. Texas State - 41
5. Southern Miss - 40
6. Arkansas State - 37
7. ULM - 24





BE A MAN (BAM)

What is BAM? It's about standing on your own two feet and learning to take responsibility for yourself. We expect everyone associated with our program — players, coaches, and support staff — to live up to that responsibility. We have to follow laws, university rules, and NCAA regulations and take our one standard — BAM — very seriously.

BAM has nothing to do with gender. It has everything to do with being a great leader. A great leader has respect for others and cares about other people in his or her charge. Everybody on our team is somebody's son or brother, and there is a responsibility associated with that.

Our mission at Coastal Carolina is that we're going to put a team on the field that anyone associated with Coastal is going to be proud of. While winning is an important part of that, it also means that you never, ever, ever take a play off. You always give 100 percent of everything you have. This is not just football. We expect that in every endeavor our players undertake.

LIFE AFTER FOOTBALL (LAF)

Coastal is the ONLY program in the country to take 30 minutes a week out of practice to talk to our players about current events and topics that help them prepare for life after football.

AHEAD OF THEIR TIME

Led by then-head coach **Joe Moglia**, the 2016 Coastal Carolina football team all voted in the 2016 United States Presidential Election.

The Chants, who took practice time to participate and observe in mock debates and openly discuss the impact that the election has on our country, were the first NCAA football program to have the entire team vote on that first Tuesday in November.

BROOKS STADIUM

QUICK FACTS

ORIGINAL COST: \$11.6 million

BENTON FIELD:

- Natural grass from 2003-2014
- Added Powerblade SD Teal Turf in 2015

ORIGINAL BUILDING TIME FRAME:

Construction Started – March 2002

Groundbreaking – July 30, 2002

Opening Game – Sept. 6, 2003

GENERAL CONTRACTOR:

Hill Construction

ARCHITECTS:

McMillan Smith & Partners



The Coastal Carolina University football stadium officially opened as Brooks Stadium on Sept. 6, 2003, for the inaugural home game of the Chanticleer football program. Scoring a touchdown with just seconds left on the clock, the Chanticleers defeated Newberry College 21-14.

With a gift from the late businessman Bob Brooks, the stadium was named in honor of Brooks' children Coby Garrett and Boni Belle. The \$2 million gift is still among the largest gifts ever made to the University.

Brooks, who grew up on a farm in Loris, S.C., was the CEO and founder of Eastern Foods, Inc., creators of the Naturally Fresh line of products, and chairman of Hooters of America, Inc. He also created Hooters Air Charter Airline, the National Golf Association Hooters Tour, and the Hooters ProCup Series, a series of short-track races in small towns throughout the Southeast and Midwest. Brooks passed away in 2006.

Phase I of the stadium construction included 6,408 seats, while Phase II added almost 1,000 additional seats prior to the 2006 season. The third phase of Brooks Stadium was completed in 2010 when approximately 1,600 seats were added directly behind the north end zone. Affectionately referred to as the Chantourage section, the seating directly in front of the field house was designated as the student section in 2011.

Brooks Stadium has been ranked among the top stadiums in the nation in attendance based on capacity. In 2010, the Chanticleers hosted a first-round NCAA Division I Football Championship playoff game against Western Illinois. The game marked the first postseason game played in Brooks Stadium.

On Feb. 15, 2013, the women's lacrosse team opened its inaugural season on its new home field inside Brooks Stadium. Women's lacrosse became the 18th Division I sports program for the Chanticleers.

The facility underwent a major transformation in the spring of 2015 as Benton Field went from natural grass to artificial teal turf ... or "The Surf Turf." The first pieces of Powerblade SD turf were laid on April 2 and the project was completed later that month. The project had a budget of \$1.2 million.

Brooks Stadium was designed and built with the capability to expand from its inception. That original design came to fruition as Coastal embarked on another two-phase expansion in the spring of 2017 that brought the capacity to approximately 20,000.

The first phase boosted the seating capacity to 15,000 and included adding seats to both corners of the end zone nearest the field house, expanding the sections closest to the field on both sides toward the scoreboard, and expanding the upper deck on the east side to match the length of the lower deck.

Prior to the 2019 season, a second level and premium suites were completed on the west side to increase the capacity to 20,000. The cost of the two-phase project was \$31.8 million.

STADIUM CAPACITY THROUGH THE YEARS

2003	6,408
2006	7,322
2010	9,102
2012	9,214
2017	15,000
2019	20,000

INTERIM HEAD COACH CHAD STAGGS

INTERIM HEAD COACH
CHAD STAGGS

Staggs was named the Interim Head Coach on Dec. 4 for the TicketSmarter Birmingham Bowl.

No stranger to coaching in the state of South Carolina, Chad Staggs, who from 2013-16 guided some of the nation's top defensive units at Charleston Southern under head coach Jamey Chadwell, joined the Coastal football staff as the linebackers coach in February 2019. He was promoted to defensive coordinator in July 2019.

Since coming to Coastal, Staggs has helped mentor three All-Americans on the defensive side of the ball in Tarron Jackson (2020), C.J. Brewer (2020), and Josaiah Stewart (2021).

He has also coached 25 All-Sun Belt honorees since joining the Chants in 2019.

This season in 2022, the Chanticleers went 9-3 overall and won the Sun Belt Conference East Division title for the second time in the last three years. CCU went 6-2 overall in conference play and represented the East Division in the 2022 Hercules Tires Sun Belt Conference Football Championship game on Dec. 3.

The Chants started the season off at 6-0 for the third-straight year, the only team in all of FBS football to start the season at 6-0 in each of the last three years (2020, 2020, and 2022), and was the first Group of 5 program to become bowl eligible in week six.

As the leader of the "Black Swarm" defense, the Chanticleers have gone 31-6 combined over the last three seasons (11-1 in 2020; 11-2 in 2021; and 9-3 in 2022), which marks the fourth-best record in all of FBS football over that time behind only Georgia (35-3), Alabama (36-4), and Cincinnati (31-5).

In 2021, he switched to overseeing the safeties group after coaching the inside linebackers in 2019 and 2020.

With a veteran-led defense in 2021, the Chanticleers outscored all their opponents 532-281 on the season. Coastal was one of only four teams in ALL of FBS to rank in the top 25 in both total offense (5th) and total defense (25th), one of only seven teams in ALL of FBS to rank in the top 30 in both most first downs on offense (25th) and fewest first downs allowed on defense (27th), and one of only eight teams in ALL of FBS to rank in the top 25 in both scoring offense (5th) and scoring defense (25th).

Staggs' defense ranked in the top 35 nationally in several categories, placing 16th in passing defense (190.3 ypg), 25th in scoring defense (21.6 ppg), 25th in total defense (339.5 ypg), and 32nd in red zone defense (77.5 percent).

Tabbed a 2020 Broyles Award nominee, an award given annually to college football's top assistant coach, Staggs' "Black Swarm" defense swarmed the Sun Belt Conference in 2020 in playing a pivotal part in the Chanticleers winning the program's first-ever Sun Belt Conference title. CCU posted an 11-1 overall mark, including an 8-0 Sun Belt Conference record, and played in the program's first-ever FBS postseason bowl game.

The 2020 season marked Coastal Carolina's first-ever undefeated regular season and the first time that the Chanticleers were ranked in either the Associated Press Top 25 Poll or the Amway Coaches Poll presented by USA Today Sports.



The Chanticleers posted two wins over FBS top-25 nationally-ranked opponents, the first two such victories in program history, four wins over top 50 opponents, and was ranked as high as No. 9 in the Associated Press Top 25 Poll and No. 11 in the Amway Coaches Poll, both Sun Belt Conference records. The Chanticleers were also ranked as high as No. 12 in the College Football Playoff rankings, also a Sun Belt record.

In 2020, the Chants led the Sun Belt in fumble recoveries (9) and were second in interceptions (16), which also ranked third nationally. CCU led the Sun Belt in turnovers forced (25) and in turnover margin (+13), which both ranked among the nation's best at the end of the 2020 season.

The defense was also second in the Sun Belt in scoring defense (20.2 points per game), second in sacks per game (2.83), second in fourth-down conversion percent defense (44.4 percent), third in first downs defense (223), third in fewest passing yards allowed (204.2 yards per game), third in fewest rushing yards allowed (147.7 yards per game), third in tackles-for-loss per game (6.4), third in total defense (351.9 yards per game), and fourth in third-down conversion percentage defense (38.0 percent).

The team also ranked first in the conference and second nationally in fewest penalties per game (3.67), and was second in the Sun Belt on the season in both fewest penalties (44) and fewest penalty yards (428).

In just the first season under Staggs, the defense improved in every area from 2018 to 2019, as the "Black Swarm" defense led the Sun Belt in fewest first downs allowed (241), was third in interceptions (11), fourth in scoring defense (30.5 points allowed per game), fourth in total defense (383.6 yards per game), fourth in rushing defense (160.1 yards per game), fifth in fewest passing yards allowed (223.5 yards per game), and sixth in red-zone defense (85.7 percent).

CHAD STAGGS' COACHING HISTORY

2000-02: Lexington (S.C.) HS (Assistant)
 2003-07: South Carolina (Graduate Assistant)
 2008: Charleston Southern (Defensive Backs/Special Teams)
 2009-10: North Greenville (Defensive Coordinator)
 2011: North Greenville (Assistant HC/Defensive Coordinator)
 2012: Delta State (Defensive Coordinator)
 2013-16: Charleston Southern (Defensive Coordinator)
 2017-18: Furman (Defensive Coordinator/Safeties)
 2019-20: Coastal Carolina (Defensive Coordinator/Linebackers)
 2021-present: Coastal Carolina (Defensive Coordinator/Safeties)

HEAD COACH TIM BECK

HEAD COACH
2023 SEASON

Tim Beck was named the fourth head football coach in Coastal Carolina's 20-year history, Chair of Athletics, Executive Director for Football, and Executive Adviser for the President Joe Moglia announced on Dec. 4.

An experienced leader with 35 years of coaching experience, Beck brings with him 18 years of Power 5 coaching experience to CCU, including spending the last 12 years as an offensive coordinator at Nebraska, Ohio State, Texas, and NC State.

The offensive coordinator and quarterbacks coach at NC State for each of the last three seasons (2020-22), Beck has helped lead the Wolfpack to three-consecutive eight-plus win seasons, three-straight bowl appearances, and a combined record of 25-11.

As a collegiate coach, he has helped guide teams to 17 postseason bowl games, including this season. Beck has also coached in a postseason bowl game in every year since 2007, including helping Ohio State compete in the College Football Playoff in 2016.

This season, NC State finished the regular season at 8-4 overall and was ranked as high as No. 16 in the College Football Playoff Rankings and was most recently ranked No. 25 in the latest rankings.

NC State was also ranked in the Associated Press Top 25 Poll for 11-straight weeks and in the USA TODAY Sports AFCA Coaches Poll for 12 consecutive weeks this season, reaching as high as No. 10 in both national polls in week four (Sept. 25).

Despite losing Heisman Trophy contender quarterback Devin Leary in a 19-17 win over Florida State in Week 6 (Oct. 8), Beck's offense was able to regroup and help the Wolfpack finish out the regular season with wins over Virginia Tech and nationally-ranked in-state foes Wake Forest and North Carolina.

Recognized as the nation's eighth-best recruiter by 247Sports.com in 2020, Beck has been a three-time nominee for the Broyles Award, an award given to the nation's top assistant coach in all of FBS.

In each of his past two seasons in Raleigh, N.C., Beck's offense has ranked in the top half of the highly-touted Atlantic Coastal Conference (ACC) in scoring offense, total offense, and passing offense, while continuing to set program records along the way.

Under Beck's tutelage, Leary set a new NC State school record for most touchdown passes in a single season in 2021 with 35. He became one of just three quarterbacks in ACC history to post a 3,400-yard and 35-touchdown regular season. He also passed for 27 touchdowns in ACC play, a mark that led the conference, and he became the first Pack quarterback to throw for four or more touchdowns against five ACC opponents.

Despite starting two different quarterbacks in 2020, Beck's offense posted some of the top offensive marks in school history: passing yards (3,154, 11th), passing yards per game (252.8, 9th), completion percentage (.628, 5th), scoring (363 pts, 12th), first downs (267, 10th), fewest turnovers (19, 10th), and fewest fumbles lost (4, 1st).

Both starting quarterbacks in 2020 finished the season with some of the top passing efficiency marks in school history. Leary's 148.33 mark is second in school history only to Philip Rivers, while Bailey Hockman's 138.08 mark ranks sixth in school history.

Prior to joining the Wolfpack in 2020, Beck coached for three years as the offensive coordinator and quarterbacks coach at Texas from 2017-19.



Before joining the Longhorns, Beck was at the offensive coordinator at Ohio State from 2015-16 where his offenses helped lead the Buckeyes to back-to-back double-digit win seasons, going 12-1 in 2015 and 11-2 in 2016.

Between 2011-14, Beck's Nebraska offenses ranked among the best in the Big Ten Conference and his passing attack amassed more than 10,000 yards during that time with 86 touchdowns. In his four seasons as coordinator, the Huskers averaged 33.5 points per game. The Huskers broke more than 50 individual records, including career marks for passing yards, completions, passing touchdowns, yards from scrimmage, and total offense.

Prior to Nebraska, Beck was at Kansas where he was the Jayhawks' receivers coach in each of his three seasons (2005-07). He was promoted to passing game coordinator in 2007.

Beck came to KU as one of the most respected high school coaches in the state of Texas, serving three seasons at Summit High in Mansfield. He was the 2003 District Coach of the Year, and a season later, Summit High advanced to the quarterfinals of the state playoffs with a 9-4 record.

Beck was head coach at R.L. Turner High in Carrollton, Texas, from 1999-2001, leading the school to back-to-back playoff appearances and consecutive winning seasons for the first time in 25 years. Beck was named the district coach of the year in 2000.

Prior to coaching in the Texas prep ranks, Beck worked at Missouri State for three seasons from 1996-98, including one season as the offensive coordinator.

Beck started his coaching career as an assistant at Miramar (Fla.) High School in 1988-89 and then moved to Illinois State as outside linebackers and punters coach in 1990. He spent two seasons on Bill Snyder's Kansas State staff (1991-92) as a graduate assistant.

An Ohio native, Beck played one year of football at Central Florida (1985), and he graduated from there in 1988 with a degree in liberal studies. He also has a master's in counseling and guidance from Kansas State University (1992).

TIM BECK'S COACHING HISTORY

Year(s)	School	Position
1988-89	Miramar (Fla.) HS	Assistant Coach
1990	Illinois State	OLB/Punters
1991-92	Kansas State	GA
1993-95	Saguaro (AZ) HS	Head Coach
1996	Missouri State	Wide Receivers
1997	Missouri State	Pass Game Coordinator/WR
1998	Missouri State	Offensive Coordinator/QB
1999-01	R.L. Turner (TX) HS	Head Coach
2002-04	Mansfield Summitt (TX) HS	Head Coach
2005-06	Kansas	Wide Receivers
2007	Kansas	Pass Game Coordinator/WR
2008-10	Nebraska	Running Backs
2011-14	Nebraska	Offensive Coordinator/QB
2015-16	Ohio State	Co-Offensive Coordinator/QB
2017-19	Texas	Offensive Coordinator/QB
2020-22	NC State	Offensive Coordinator/QB
2023	Coastal Carolina	Head Coach

COASTAL CAROLINA DEPTH CHART (AS OF WEDNESDAY, DEC. 21)

OFFENSE (SPREAD OPTION)

- **Newland Isaac** Co-Offensive Coordinator/Running Backs
- **Willy Korn** Co-Offensive Coordinator/Quarterbacks
- **Malcom Dixon** Wide Receivers
- **Bill Durkin** Offensive Line
- **Cody Ladutko** Tight Ends

LT	56 75	DONNELL WILSON Mason Bowers	6-5 6-4	315 285	R-Jr. R-So.
LG	66 73 -or- 51	WILL McDONALD Anthony Walton Kip Green	6-2 6-4 6-4	295 310 305	R-Jr. R-Fr. R-So.
C	57 58	WILLIE LAMPKIN Thomas Johnson	6-0 6-3	275 280	Jr. R-Fr.
RG	69 65	WILLIE MOISE Dillon Luther	6-3 6-3	295 310	R-So. R-Jr.
RT	72 64	ANTWINE LOPER Zovon Lindsay	6-3 6-4	275 300	S-Sr. R-Jr.
TE	84 86	JACOB JENKINS TJ Ivy Jr.	6-3 6-5	235 235	Jr. R-Sr.
WR	8 0	TYSON MOBLEY Deon Fountain	6-0 5-11	170 185	Jr. R-Jr..
WR	14 83	JARED BROWN Kyre Duplessis	6-0 5-10	185 195	R-Fr. R-So.
WR	15 5	SAM PINCKNEY Tyler Roberts	6-4 6-4	215 200	R-Sr. R-Sr.
QB	10 7	GRAYSON MCCALL Jarrett Guest	6-3 6-3	215 190	R-Jr. R-Jr.
AB	1 13	BRAYDON BENNETT Max Balthazar	6-2 5-11	200 200	R-So. R-Fr.
BB	2 4	REESE WHITE CJ Beasley	5-10 5-10	195 205	Sr. R-So.

SPECIALISTS

- **Josh Miller** Special Teams

PK	31 -OR- 25	LIAM GRAY KADE HENSLEY	6-0 5-10	215 185	R-Fr. R-Fr.
P	28 95	EVAN CRENSHAW Mack West	6-4 5-8	180 175	Fr. R-Fr.
LS	81 35	PAYTON BUNCH Nate Merchant	6-3 6-1	190 210	R-Jr. Fr.
KO	31 -OR- 25	LIAM GRAY KADE HENSLEY	6-0 5-10	215 185	R-Fr. R-Fr.
H	95	MACK WEST	5-8	175	R-Fr.
PR	14 -OR- 8	JARED BROWN TYSON MOBLEY	6-0 6-0	185 170	R-Fr. Jr.
KR	16 14	MATTHEW MCDOOM JARED BROWN	5-11 6-0	170 185	Fr. R-Fr.

DEFENSE (MULTIPLE)

- **Chad Staggs (Interim HC)** Defensive Coordinator/Safeties
- **Aaron Fierbaugh** Inside Linebackers
- **Bryant Foster** Cornerbacks
- **Skylor Magee** Defensive Line
- **Josh Miller** Outside Linebackers

DE	40 -OR- 3	BRAYLON RYAN JA'QUON GRIFFIN	6-2 6-0	240 255	R-So. R-Sr.
NT	15 52	JERROD CLARK Allen Henry	6-4 6-3	340 290	R-Sr. R-Jr.
DT	99 90 -or- 3	KENNEDY ROBERTS Rolan Wooden II Ja'Quon Griffin	6-3 6-4 6-0	275 295 255	Sr. R-Sr. R-Sr.
BANDIT	81 36	ADRIAN HOPE Joah Cash	6-1 6-2	235 225	S-Sr. R-Fr.
MIKE	21 45	JT KILLEN Mason Shelton	6-3 6-2	225 235	R-Jr. R-So.
WILL	1 -OR- 39 27	SHANE BRUCE TRE PINKNEY Aaron Diggs	6-0 6-1 5-11	235 220 205	R-So. R-Jr. R-So.
SPUR	26 22	JAIRAN PARKER Josiah Robinson	6-0 5-11	210 205	R-Sr. Fr.
CB	23 37	JACOB PROCHE De'Angelo Huskey	5-10 5-9	190 170	Sr. R-Sr.
SS	10 4	TAVYN JACKSON Tobias Fletcher	5-11 5-10	190 175	S-Sr. So.
FS	38 -OR- 13	CHARLES ARNOLD JR. JOSHUA MADISON	5-10 5-11	170 190	R-Fr. R-So.
CB	16 20	MATTHEW MCDOOM Chase Atkinson	5-11 6-0	170 190	Fr. R-So.

PRONUNCIATION GUIDE

1 JOSIAH Stewart.....Joe-SIGH-uh	28 JERROD Cameron Jr.....JER-ROD
2 D'JORDAN Strong.....Duh-Jordan	31 ZE'MARION Harrell.....Zuh-MAR-e-on
3 JA'QUON Griffin.....Juh-Qwan	39 Tre PINKNEY.....Pink-knee
4 TOBIAS Fletcher.....Toe-bye-us	47 Justin SCOLA.....Skole-uh
6 Luke ELLENBERGER.....Ellen-burger	60 ANDREY Newton.....Ahn-dray
6 Chris RHONE.....Roan (like loan)	62 Nick Del GRANDE.....Del-GRAHN-DAY
10 TAVYN Jackson.....Tay-vin	64 ZOVON Lindsay.....Zo-vahn
11 DE'ANDRE Coleman.....Dee-Ahn-Dray	67 DONAVAN Manson.....Don-uh-van
11 AMADOU FOFANA.....Ah-mah-do Fo-fahn-ah	69 Willie MOISE.....MOISE (Like Noise)
13 Max BALTHAZAR.....BALL-Tuh-zar	72 ANTWINE LOPER.....An-TWAN LOPE-er
14 KIYLAN Miller.....Kye-lan	80 DAMI'ON Thompson.....DAME-ee-on
15 JERROD Clark.....JER-ROD	83 KYRE DUPLESSIS.....Kye-ree Du-place-sis
15 Sam PINCKNEY.....Pink-knee	96 KYRIE Samuel.....Kye-ree
18 JAHMAR Brown.....Juh-Mar	CHANTICLEERS.....SHON-ti-cleers
19 Dre PINCKNEY.....Pink-knee	CHANTS.....SHONT's
21 JT KILLEN.....Kill-in	
23 Jacob PROCHE.....PRO-shay	
25 Jamar DARBOE.....Dahr-bo	
26 JAIRAN Parker.....Jay-ren	

COASTAL CAROLINA FOOTBALL ROSTER

ALPHABETICAL	NO.	NAME	CLASS	POS.	HT	WT	HOMETOWN / HIGH SCHOOL (PREVIOUS SCHOOL)
NO. NAME POS.	0	Deon Fountain	R-Jr.	WR	5-11	185	Valdosta, Ga. / Brooks County HS
59 Jayden Addison OL	1	Braydon Bennett	R-So.	RB	6-2	200	Greenville, S.C. / Southside HS
33 Logan Adkins RB	1	Shane Bruce	R-So.	LB	6-0	235	Carrollton, Ga. / Central HS
9 Bryce Archie QB	2	Reese White	Sr.	RB	5-10	195	Sandy Springs, Ga. / Riverwood International
38 Charles Arnold Jr. S	3	Ja'Quon Griffin	R-Sr.	DT	6-0	255	Rome, Ga. / Rome HS (Georgia Tech)
20 Chase Atkinson S	4	CJ Beasley	R-So.	RB	5-10	205	Norfolk, Va. / Maury HS
13 Max Balthazar RB	4	Tobias Fletcher	So.	S	5-10	175	Atlanta, Ga. / Carver HS
77 Tom Bambrick OL	5	Tyler Roberts	R-Sr.	WR	6-4	200	Buford, Ga. / Jefferson HS (North Carolina Wesleyan)
4 CJ Beasley RB	6	Luke Ellenberger	R-Jr.	Spur	6-1	195	Pisgah Forest, N.C. / Brevard HS
1 Braydon Bennett RB	6	Chris Rhone	R-Fr.	WR	6-4	200	Columbia, S.C. / Gray Collegiate Academy
89 Rian Black WR	7	Jarrett Guest	R-Jr.	QB	6-3	190	Marietta, Ga. / Kennesaw Mountain HS
75 Mason Bowers OL	8	Tyson Mobley	Jr.	WR	6-0	170	Longwood, Fla. / Master's Academy
18 Jahmar Brown Spur	9	Bryce Archie	Fr.	QB	6-3	205	Powder Springs, Ga. / McEachern HS
14 Jared Brown WR	10	Tavyn Jackson	Super-Sr.	S	5-11	190	Tallahassee, Fla. / Rickards HS (Coffeyville C.C.)
55 Tray Brown LB	10	Grayson McCall	R-Jr.	QB	6-3	215	Indian Trail, N.C. / Porter Ridge HS
1 Shane Bruce LB	11	De'Andre Coleman	Fr.	WR	6-2	205	Hueytown, Ala. / Hueytown HS
81 Payton Bunch LS	11	Amadou Fofana	6th	DE	6-4	255	Memphis, Tenn. / Mitchell HS (Oklahoma State)
28 Jerrod Cameron Jr. CB	12	Dre Pinckney	R-Fr.	S	6-0	200	Boiling Springs, S.C. / Boiling Springs HS
48 Bailey Carraway LB	13	Max Balthazar	R-Fr.	RB	5-11	200	Fort Lauderdale, Fla. / TRU Prep Academy / University School
36 Joah Cash Bandit	13	Joshua Madison	R-So.	S	5-11	190	Reseda, Calif. / Newbury Park HS (College of the Canyons)
15 Jerrod Clark NT	14	Jared Brown	R-Fr.	WR	6-0	185	Lilburn, Ga. / Parkview HS
11 De'Andre Coleman WR	14	Kiylan Miller	R-Fr.	Spur	6-3	190	Forest City, N.C. / Chase HS
28 Evan Crenshaw P	15	Jerrod Clark	R-Sr.	NT	6-4	340	Dorchester, Mass. / Brighton HS
25 Jamar Darboe LB	15	Sam Pinckney	R-Sr.	WR	6-4	215	Greenwood, S.C. / Greenwood HS (Georgia State)
88 Tate Davis WR	16	Matthew McDoom	Fr.	CB	5-11	170	Winter Garden, Fla. / West Orange HS
42 Troy dela Vega TE	17	Kaleb Hutchinson	Fr.	S	6-0	180	Augusta, Ga. / Westside HS
62 Nick Del Grande OL	17	Dontrell Jackson Jr.	Fr.	QB	5-11	185	Harvey, Ill. / Marist HS
27 Aaron Diggs LB	18	Jahmar Brown	R-Jr.	Spur	6-1	210	Fort Lauderdale, Fla. / St. Thomas Aquinas HS (South Carolina)
83 Kyre Duplessis WR	19	Nate Hope II	R-Jr.	RB	5-10	210	Marietta, Ga. / Johns Creek HS (Lehigh)
6 Luke Ellenberger Spur	19	Elijah Hopkins	Fr.	RB/CB	5-10	170	Ocala, Fla. / Vanguard HS
54 Luke Evans LB	20	Chase Atkinson	R-So.	S	6-0	190	Columbia, S.C. / Blythewood HS (Syracuse)
4 Tobias Fletcher S	20	Logan Mauldin	R-So.	TE	6-3	225	Charlotte, N.C. / Myers Park HS
11 Amadou Fofana DE	21	JT Killen	R-Jr.	LB	6-3	225	Lake Wylie, S.C. / Charlotte Christian School
0 Deon Fountain WR	22	Josiah Robinson	Fr.	Spur	5-11	205	Apopka, Fla. / Apopka HS
68 Caleb Godfree OL	23	Jacob Proche	Sr.	CB	5-10	190	Red Oak, Texas / Red Oak HS (Coffeyville C.C.)
49 John Grant III TE	25	Jamar Darboe	R-Sr.	LB	6-1	225	Kinston, N.C. / Christchurch School [Va.]
31 Liam Gray PK	25	Kade Hensley	R-Fr.	PK/P	5-10	185	Johnson City, Tenn. / Science Hill HS
51 Kip Green OL	26	Jairan Parker	R-Sr.	Spur	6-0	210	Houston, Texas / St. Thomas High School (Abilene Christian / Missouri)
3 Ja'Quon Griffin DT	27	Aaron Diggs	R-So.	LB	5-11	205	Auburn, Ala. / Auburn HS
7 Jarrett Guest QB	28	Jerrod Cameron Jr.	Fr.	CB	5-8	160	Miami, Fla. / St. Thomas Aquinas HS
31 Ze'Marion Harrell LB	28	Evan Crenshaw	Fr.	P	6-4	180	Ponte Vedra Beach, Fla. / Nease HS
52 Allen Henry DT	31	Liam Gray	R-Fr.	PK	6-0	215	Westminster, Colo. / Holy Family HS
25 Kade Hensley PK/P	31	Ze'marion Harrell	R-Fr.	LB	6-2	225	Virginia Beach, Va. / Salem HS
35 Eli Hillman CB	32	Charles Steele	R-So.	Bandit	6-0	220	Lawrenceville, Ga. / Collins Hill HS
81 Adrian Hope Bandit	33	Logan Adkins	R-So.	RB	5-7	175	Beaufort, S.C. / Beaufort HS
19 Nate Hope II RB	33	Austin Randall	R-Jr.	S	6-1	190	Myrtle Beach, S.C. / Myrtle Beach HS
19 Elijah Hopkins RB/CB	34	Brooks Johnson	Fr.	TE	6-5	215	Fort Mill, S.C. / Nation Ford HS
37 De'Angelo Huskey CB	35	Eli Hillman	R-So.	CB	5-11	190	Myrtle Beach, S.C. / Carolina Forest HS (Warner)
17 Kaleb Hutchinson S	35	Nate Merchant	Fr.	LS	6-1	210	Easley, S.C. / Easley HS
86 TJ Ivy Jr. TE	36	Joah Cash	R-Fr.	Bandit	6-2	225	Savannah, Ga. / Jenkins HS (Naval Academy Prep. School)
10 Tavyn Jackson S	37	De'Angelo Huskey	R-Sr.	CB	5-9	170	Rock Hill, S.C. / South Pointe HS (Guilford College)
17 Dontrell Jackson Jr. QB	38	Charles Arnold Jr.	R-Fr.	S	5-10	170	Fairburn, Ga. / Langston Hughes HS
61 Roger Jacobs OL	38	Taj Thomas	R-Jr.	WR	6-1	190	Irmo, S.C. / Dutch Fork HS
84 Jacob Jenkins TE	39	Tré Pinkney	R-Jr.	LB	6-1	220	Atlanta, Ga. / Pebblebrook HS (Hutchinson C.C.)
	40	Patrick McSweeney	R-Sr.	TE	6-4	240	Staten Island, N.Y. / Monsignor Farrell HS

COASTAL CAROLINA FOOTBALL ROSTER

NO.	NAME	CLASS	POS.	HT	WT	HOMETOWN / HIGH SCHOOL (PREVIOUS SCHOOL)	ALPHABETICAL
							NO. NAME POS.
40	Braylon Ryan	R-So.	DE	6-2	240	Greenwood, S.C. / Greenwood HS	34 Brooks Johnson TE
41	Corey Warren	Fr.	DE	6-0	240	Hoover, Ala. / Hoover HS	91 Emmanuel Johnson DE
42	Troy dela Vega	Fr.	TE	6-4	240	Park City, Utah / Park City HS (Utah State)	58 Thomas Johnson OL
43	Hunter Patrick	R-So.	P/PK	6-1	215	Parkton, Md. / Hereford HS (Maryland)	93 James Johnson Jr. NT
45	Mason Shelton	R-So.	LB	6-2	235	Maryville, Tenn. / Maryville HS	21 JT Killen LB
46	John Kirkpatrick	R-Fr.	LS	6-2	245	Franklin, Tenn. / Franklin HS (Naval Academy Prep. School)	46 John Kirkpatrick LS
47	Justin Scola	R-Sr.	Bandit	6-1	210	Snellville, Ga. / Brookwood HS (Georgia State)	57 Willie Lampkin OL
48	Bailey Carraway	R-Fr.	LB	6-3	240	Hartsville, S.C. / Hartsville HS	64 Zovon Lindsay OL
49	John Grant III	Fr.	TE	6-3	215	James Island, S.C. / James Island Charter HS	72 Antwine Loper OL
49	Cameron Mitchell	R-So.	S	6-0	195	North Charleston, S.C. / Fort Dorchester HS	65 Dillon Luther OL
51	Kip Green	R-So.	OL	6-4	305	Radford, Va. / Radford HS	13 Joshua Madison S
52	Allen Henry	R-Jr.	DT	6-3	290	West Memphis, Ark. / West Memphis HS (Coffeyville C.C.)	67 Donavan Manson OL
54	Luke Evans	R-Fr.	LB	6-0	205	Abbeville, S.C. / Abbeville HS	20 Logan Mauldin TE
54	Frankie Richardson	Fr.	OL	6-5	295	Gettysburg, Pa. / Gettysburg HS	10 Grayson McCall QB
55	Tray Brown	Fr.	LB	6-4	235	Margate, Fla. / Cardinal Gibbons HS	66 Will McDonald OL
56	Donnell Wilson	R-Jr.	OL	6-5	315	Whiteville, N.C. / Whiteville HS	16 Matthew McDoom CB
57	Willie Lampkin	Jr.	OL	6-0	275	Lakeland, Fla. / Lakeland HS	40 Patrick McSweeney TE
58	Thomas Johnson	R-Fr.	OL	6-3	280	Aynor, S.C. / Aynor HS	35 Nate Merchant LS
59	Jayden Addison	R-Jr.	OL	6-2	245	Blythewood, S.C. / Blythewood HS	14 Kiylan Miller Spur
60	Andrey Newton	Fr.	OL	6-2	280	Columbia, S.C. / Ridge View HS	92 Mark Milnac DT
61	Roger Jacobs	Fr.	OL	6-2	310	Bennettsville, S.C. / Marlboro County HS	49 Cameron Mitchell S
62	Nick Del Grande	Fr.	OL	6-4	270	Lancaster, Pa. / Lampeter-Strasburg HS	8 Tyson Mobley WR
64	Zovon Lindsay	R-Jr.	OL	6-4	300	Fayetteville, N.C. / Trinity Christian School (NC State)	69 Willie Moise OL
65	Dillon Luther	R-Jr.	OL	6-3	310	Asheville, N.C. / Erwin HS (Western Carolina)	98 Travis Nesbitt DE
66	Will McDonald	R-Jr.	OL	6-2	295	Matthews, N.C. / Porter Ridge HS	60 Andrey Newton OL
67	Donavan Manson	R-So.	OL	6-4	290	Indian Land, S.C. / Indian Land HS	26 Jairan Parker Spur
68	Caleb Godfree	R-Fr.	OL	6-2	285	Myrtle Beach, S.C. / Carolina Forest HS	43 Hunter Patrick P/PK
69	Willie Moise	R-So.	OL	6-3	295	Hollywood, Fla. / Chaminade-Madonna College Prep.	12 Dre Pinckney S
72	Antwine Loper	Super-Sr.	OL	6-3	275	Conway, S.C. / Carolina Forest HS	15 Sam Pinckney WR
73	Anthony Walton	R-Fr.	OL	6-4	310	Lamar, S.C. / Lamar HS	39 Tré Pinkney LB
75	Mason Bowers	R-So.	OL	6-4	285	High Point, N.C. / High Point Central HS	97 David Portu DE
77	Tom Bambrick	R-Fr.	OL	6-4	330	Madison, Conn. / Daniel Hand HS	23 Jacob Proche CB
80	Dami'on Thompson	Fr.	WR	6-2	185	Mableton, Ga. / Pebblebrook HS	33 Austin Randall S
81	Payton Bunch	R-Jr.	LS	6-3	190	Pendleton, S.C. / Pendleton HS	6 Chris Rhone WR
81	Adrian Hope	Super-Sr.	Bandit	6-1	235	Ocala, Fla. / Vanguard HS (Furman)	54 Frankie Richardson OL
82	Jameson Tucker	R-Fr.	WR	6-2	190	Mauldin, S.C. / Mauldin HS	99 Kennedy Roberts DT
83	Kyre Duplessis	R-So.	WR	5-10	195	Woodbridge, Va. / Woodbridge HS	5 Tyler Roberts WR
84	Jacob Jenkins	Jr.	TE	6-3	235	Hoover, Ala. / Spain Park HS (Jacksonville State)	22 Josiah Robinson Spur
86	TJ Ivy Jr.	R-Sr.	TE	6-5	235	Chicago, Ill. / Marist HS (Indiana)	40 Braylon Ryan DE
87	Malachi Taylor	R-Fr.	WR	6-3	200	Goose Creek, S.C. / Goose Creek HS	96 Kyrie Samuel NT
88	Tate Davis	R-Fr.	WR	6-4	190	Wilmington, N.C. / North Brunswick HS (UNC Pembroke)	47 Justin Scola Bandit
89	Rian Black	Fr.	WR	6-0	210	Rockledge, Fla. / Rockledge HS	45 Mason Shelton LB
90	Rolan Wooden II	R-Sr.	DT	6-4	295	Acworth, Ga. / Allatoona HS	32 Charles Steele Bandit
91	Emmanuel Johnson	Jr.	DE	6-6	260	North Charleston, S.C. / Fort Dorchester HS (Georgia Tech)	87 Malachi Taylor WR
92	Mark Milnac	R-Jr.	DT	6-1	240	Mauldin, S.C. / Mauldin HS	38 Taj Thomas WR
93	James Johnson Jr.	R-So.	NT	6-2	275	Fort Pierce, Fla. / Vero Beach HS	80 Dami'on Thompson WR
95	Mack West	R-Fr.	P/PK	5-8	175	Hamlet, N.C. / Richmond HS	82 Jameson Tucker WR
96	Kyrie Samuel	Fr.	NT	6-0	255	Fort Lauderdale, Fla. / St. Thomas Aquinas HS	73 Anthony Walton OL
97	David Portu	Fr.	DE	6-3	245	Fort Myers, Fla. / Bishop Verot Catholic HS	41 Corey Warren DE
98	Travis Nesbitt	R-Fr.	DE	6-4	255	Columbia, S.C. / Dutch Fork HS	95 Mack West P/PK
99	Kennedy Roberts	Sr.	DT	6-3	275	Clearwater, Fla. / Clearwater Central Catholic	2 Reese White RB
							56 Donnell Wilson OL
							90 Rolan Wooden II DT

INDIVIDUAL CAREER GAME-HIGHS

BRYCE ARCHIE

Completions	-	N/A
Pass Attempts	2	at JMU (11/26/22)
Rushes	2	at JMU (11/26/22)
Rushing Yards	12	at JMU (11/26/22)
Longest Rush	11	at JMU (11/26/22)
Rushing TDs	-	N/A

CHARLES ARNOLD JR.

Tackles	8	at Marshall (10/29/22)
Solo Tackles	5	at ULM (10/8/22)
TFLs	0.5	at Marshall (10/29/22)
Pass Breakups	2	(2x) last vs. USM (11/12/22)
Interceptions	1	at Georgia State (9/22/22)
Forced Fumbles	1	vs. App State (11/3/22)
QB Hurries	1	vs. Ga. Southern (10/1/22)

CHASE ATKINSON (at Coastal Carolina)

Tackles	1	vs. Buffalo (9/17/22)
---------	---	-----------------------

MAX BALTHAZAR

Rushes	7	vs. ODU (10/15/22)
Rushing Yards	47	vs. Ga. Southern (10/1/22)
Longest Rush	22	at ULM (10/8/22)
Rushing TDs	1	at ULM (10/8/22)

CJ BEASLEY

Rushes	25	at Georgia State (9/22/22)
Rushing Yards	142	at Georgia State (9/22/22)
Longest Rush	56	vs. USM (11/12/22)
Rushing TDs	2	at ULM (10/8/22)
Receptions	3	(4x) last at Marshall (10/29/22)
Receiving Yards	74	vs. Buffalo (9/17/22)
Longest Reception	59	vs. Buffalo (9/17/22)
Receiving TDs	1	vs. Buffalo (9/17/22)
Tackles	1	(4x) last vs. NIU (12/17/21)
Blocked Kicks	1	vs. ULM (10/2/21) (punt)

AARON BEDGOOD

Rushes	4	vs. App State (11/3/22)
Rushing Yards	37	vs. Norfolk State (9/14/19)
Longest Rush	30	vs. USM (11/12/22)
Rushing TDs	1	vs. USM (11/12/22)
Receptions	5	at UMass (9/21/19)
Receiving Yards	54	at UMass (9/21/19)
Longest Reception	40	vs. NIU (12/17/21)
Receiving TDs	1	(3x) last vs. NIU (12/17/21)
Tackles	2	(3x) last vs. NIU (12/17/21)
Punt Return TD	1	vs. ULM (10/2/21)
Kick Returns	1	(2x) last at S. Alabama (11/26/21)
Kick Return Yards	23	at South Alabama (11/26/21)
Long Kick Return	23	at South Alabama (11/26/21)

BRAYDON BENNETT

Rushes	10	vs. Georgia State (11/13/21)
Rushing Yards	128	vs. Georgia State (11/13/21)
Longest Rush	75	vs. Georgia State (11/13/21)
Rushing TDs	2	(2x) last vs. NIU (12/17/21)
Receptions	4	vs. NIU (12/17/21)
Receiving Yards	84	vs. Troy (10/28/21)
Longest Reception	71	vs. Troy (10/28/21)
Receiving TDs	1	(2x) last vs. NIU (12/17/21)
Kick Returns	1	at Georgia Southern (11/6/21)
Kick Return Yards	23	at Georgia Southern (11/6/21)
Long Kick Return	23	at Georgia Southern (11/6/21)

LANCE BOYKIN (at Coastal Carolina)

Tackles	8	at Troy (12/3/22)
Solo Tackles	5	(2x) last at ULM (10/8/22)
TFLs	1.5	vs. NIU (12/17/21)
Sacks	1.0	(2x) last vs. Buffalo (9/17/22)
Pass Breakups	4	vs. USM (11/12/22)
Interceptions	2	vs. Gardner-Webb (9/10/22)
Forced Fumbles	1	vs. Buffalo (9/17/22)

JAHMAR BROWN (at Coastal Carolina)

Tackles	4	(3x) last vs. Ga. Southern (10/1/22)
Solo Tackles	3	vs. Gardner-Webb (9/10/22)
TFLs	2.0	vs. Gardner-Webb (9/10/22)
Sacks	1.0	(3x) last at ULM (10/8/22)
Pass Breakups	1	(2x) last vs. ODU (10/15/22)
Fumble Recovery	1	vs. Buffalo (9/17/22)
Touchdowns	1	vs. Buffalo (9/17/22)
		(Fumble Recovery)

JARED BROWN

Receptions	6	at Marshall (10/29/22)
Receiving Yards	139	vs. Ga. Southern (10/1/22)
Longest Reception	75	vs. ODU (10/15/22)
Receiving TDs	2	at Georgia State (9/22/22)
Rushes	5	at Marshall (10/29/22)
Rushing Yards	84	vs. App State (11/3/22)
Longest Rush	45	vs. App State (11/3/22)
Rushing TDs	1	vs. App State (11/3/22)

SHANE BRUCE

Tackles	11	at Marshall (10/29/22)
Solo Tackles	2	(4x) last vs. USM (11/12/22)
TFLs	0.5	(4x) last vs. USM (11/12/22)
Fumble Recovery	1	at Marshall (10/29/22)
QB Hurries	1	(2x) last at JMU (11/26/22)

PAYTON BUNCH

Tackles	1	at Troy (12/3/22)
Solo Tackles	1	at Troy (12/3/22)

BRYCE CARPENTER

Completions	32	vs. Troy (11/2/19)
Pass Attempts	45	vs. Troy (11/2/19)
Passing Yards	285	vs. Troy (11/2/19)
Longest Pass	52	vs. UMass (9/25/21)
Passing TDs	2	(2x) last vs. Georgia St. (10/12/19)
Rushes	23	at Ga. Southern (10/19/19)
Rushing Yards	102	at UMass (9/21/19)
Longest Rush	67	at Arkansas State (10/7/21)
Rushing TDs	1	(4x) last at S. Alabama (11/26/21)
Receptions	1	(2x) last at Texas State (11/28/20)
Receiving Yards	13	vs. S. Alabama (11/7/20)
Longest Reception	13	vs. S. Alabama (11/7/20)
Receiving TDs	1	(3x) last vs. NIU (12/17/21)

JOAH CASH

Tackles	6	at JMU (11/26/22)
Solo Tackles	3	at JMU (11/26/22)
TFLs	1.5	at JMU (11/26/22)

JERROD CLARK

Tackles	7	(2x) last at GSU (9/22/22)
Solo Tackles	4	at Kansas (9/12/20)
Sacks	1.0	(5x) last at Troy (12/3/22)
TFLs	2.0	(3x) last vs. USM (11/12/22)
Pass Breakups	1	(3x) last at S. Alabama (11/26/21)
QB Hurries	2	vs. App State (11/3/22)
Blocked Kicks	1	at JMU (11/26/22) (FG)

DE'ANDRE COLEMAN

Rushes	1	vs. Buffalo (9/17/22)
Rushing Yards	5	vs. Buffalo (9/17/22)
Longest Rush	5	vs. Buffalo (9/17/22)
Rushing TDs	-	-

EVAN CRENSHAW

Punts	9	at JMU (11/26/22)
Punt Yards	351	at JMU (11/26/22)
Punt Avg.	45.7	vs. App State (11/3/22)
Long Punt	54	vs. App State (11/3/22)
Inside 20	3	vs. Gardner-Webb (9/10/22)

JAMAR DARBOE

Tackles	7	at ULM (10/8/22)
Solo Tackles	3	(3x) last at ULM (10/8/22)
TFLs	1.0	at Georgia State (9/22/22)

AARON DIGGS

Tackles	4	at ULM (10/8/22)
Solo Tackles	3	at ULM (10/8/22)
TFLs	1.0	at ULM (10/8/22)

KYRE DUPLESSIS

Receptions	2	vs. ODU (10/15/22)
Receiving Yards	28	vs. ODU (10/15/22)
Longest Reception	20	vs. ODU (10/15/22)
Receiving TDs	-	N/A
Tackles	1	(3x) last vs. USM (11/12/22)

TOBIAS FLETCHER

Tackles	9	vs. Buffalo (9/17/22)
Solo Tackles	4	(3x) last at ULM (10/8/22)
TFLs	0.5	(2x) last at Troy (12/3/22)
Pass Breakups	1	(2x) last at GSU (9/22/22)
Forced Fumbles	1	vs. Gardner-Webb (9/10/22)
Fumble Recovery	1	at Georgia State (9/22/22)

AMADOU FOFANA (at Coastal Carolina)

Tackles	3	at ULM (10/8/22)
Solo Tackles	1	(4x) last at JMU (11/26/22)
TFLs	1.0	at Georgia State (9/22/22)
Sacks	1.0	at Georgia State (9/22/22)
QB Hurries	2	at Marshall (10/29/22)

DEON FOUNTAIN

Receptions	2	vs. Louisiana (11/7/19)
Receiving Yards	32	vs. Gardner-Webb (9/10/22)
Longest Reception	32	vs. Gardner-Webb (9/10/22)
Tackles	1	(4x) last vs. USM (11/12/22)

TRAVIS GEIGER JR. (at Coastal Carolina)

Tackles	8	vs. The Citadel (9/2/21)
Solo Tackles	2	(2x) last vs. Ga. State (11/13/21)
Sacks	0.5	vs. #23 Liberty (12/26/20)
TFLs	1.0	vs. UMass (9/25/21)
QB Hurries	2	vs. Troy (10/28/21)
Pass Breakups	1	at Arkansas State (10/7/21)

XAVIER GRAVETTE (at Coastal Carolina)

Receptions	4	(2x) last vs. ODU (10/15/22)
Receiving Yards	57	vs. Ga. Southern (10/1/22)
Longest Reception	49	vs. The Citadel (9/2/21)
Receiving TDs	1	(3x) last vs. App State (11/3/22)

INDIVIDUAL CAREER GAME-HIGHS

LIAM GRAY

FGs Made	1	vs. ULM (10/2/21)
Longest FG	46	vs. ULM (10/2/21)
PATs Made	5	vs. ULM (10/2/21)
Points Scored	8	vs. ULM (10/2/21)
Kickoffs	8	at Georgia State (9/22/22)
Kickoff Yards	512	at Georgia State (9/22/22)
Kickoff Avg.	64.0	at Georgia State (9/22/22)
Kickoff TB	6	at Georgia State (9/22/22)

JA'QUON GRIFFIN (at Coastal Carolina)

Tackles	4	(2x) last at Troy (12/3/22)
Solo Tackles	1	(5x) last at Troy (12/3/22)
Sacks	1.5	at Marshall (10/29/22)
TFLs	1.5	(2x) at Troy (12/3/22)
QB Hurries	2	vs. Buffalo (9/17/22)
Forced Fumbles	1	at Marshall (10/29/22)

JARRETT GUEST

Completions	10	at JMU (11/26/22)
Pass Attempts	23	at JMU (11/26/22)
Passing Yards	163	vs. USM (11/12/22)
Longest Pass	48	vs. USM (11/12/22)
Passing TDs	1	(2x) last at JMU (11/26/22)
Rushes	14	at JMU (11/26/22)
Rushing Yards	33	at Georgia State (9/22/22)
Longest Rush	26	at Georgia State (9/22/22)
Rushing TDs	1	at Georgia State (9/22/22)

ALLEN HENRY (at Coastal Carolina)

Tackles	3	(2x) last vs. ODU (10/15/22)
Solo Tackles	2	vs. Gardner-Webb (9/10/22)
Sacks	0.5	at ULM (10/8/22)
TFLs	0.5	(3x) last at JMU (11/26/22)
QB Hurries	1	(2x) last at JMU (11/26/22)

KADE HENSLEY

Field Goals Made	2	(2x) last vs. USM (11/12/22)
Field Goals Att.	3	at Georgia State (9/22/22)
Longest FG	48	vs. Gardner-Webb (9/10/22)
PATs Made	5	(4x) last vs. App State (11/3/22)
PAT Att.	5	(4x) last vs. App State (11/3/22)
Total Points	11	at Georgia State (9/22/22)
Kickoffs	7	(2x) last vs. Buffalo (9/17/22)
Kickoff Yards	436	vs. Army (9/3/22)
Kickoff Avg.	62.3	(2x) last vs. GWU (9/10/22)
Touchbacks	3	vs. Army (9/3/22)
Fumble Recovery	1	vs. Gardner-Webb (9/10/22)

ADRIAN HOPE (at Coastal Carolina)

Tackles	5	(2x) last vs. USM (11/12/22)
Solo Tackles	3	vs. App State (11/3/22)
Sacks	1.5	vs. USM (11/12/22)
TFLs	2.0	vs. App State (11/3/22)
QB Hurries	2	vs. Buffalo (9/17/22)
Pass Breakups	1	(2x) last at Marshall (10/29/22)
Forced Fumbles	1	at Troy (12/3/22)

NATE HOPE II (at Coastal Carolina)

Rushes	6	at Georgia State (9/22/22)
Rushing Yards	28	vs. Buffalo (9/17/22)
Longest Rush	11	vs. Buffalo (9/17/22)
Rushing TDs	1	at Georgia State (9/22/22)

ELIJAH HOPKINS

Rushes	2	(2x) last vs. ODU (10/15/22)
Rushing Yards	14	vs. ODU (10/15/22)
Longest Rush	9	vs. ODU (10/15/22)
Rushing TDs	-	

TAVYN JACKSON (at Coastal Carolina)

Tackles	6	at ULM (10/8/22)
Solo Tackles	2	(5x) last at ULM (10/8/22)
QB Hurries	1	at Marshall (10/29/22)
Pass Breakups	2	vs. USM (11/12/22)
Interceptions	1	(2x) last vs. App State (11/3/22)
Kick Returns	2	at JMU (11/26/22)
Kick Return Yards	28	vs. UMass (9/25/21)
Long Kick Return	28	vs. UMass (9/25/21)
Punt Returns	1	vs. Gardner-Webb (9/10/22)
Punt Return Yards	16	vs. Gardner-Webb (9/10/22)
Long Punt Return	16	vs. Gardner-Webb (9/10/22)

JACOB JENKINS (at Coastal Carolina)

Receptions	3	vs. ODU (10/15/22)
Receiving Yards	47	vs. Buffalo (9/17/22)
Longest Reception	37	at Marshall (10/29/22)
Receiving TDs	1	(5x) last vs. App State (11/3/22)
Tackles	1	vs. USM (11/12/22)

EMMANUEL JOHNSON (at Coastal Carolina)

Tackles	5	at Buffalo (9/18/21)
Solo Tackles	2	(3x) last at GSU (9/22/22)
Sacks	1.0	vs. Buffalo (9/17/22)
TFLs	1.5	vs. Buffalo (9/17/22)
QB Hurries	1	(4x) last vs. Ga. Southern (10/1/22)

JAMES JOHNSON JR.

Tackles	1	(2x) last at Troy (12/3/22)
---------	---	-----------------------------

JT KILLEN

Tackles	13	at ULM (10/8/22)
Solo Tackles	4	(2x) last at ULM (10/8/22)
Sacks	1.0	(3x) last at ULM (10/8/22)
TFLs	1.0	(5x) last vs. USM (11/12/22)
Pass Breakups	2	vs. Ga. Southern (10/1/22)
Forced Fumbles	1	(2x) last at GSU (9/22/22)
Fumble Recovery	2	at ULM (10/8/22)
QB Hurries	1	(3x) last at Marshall (10/29/22)
Kick Returns	1	vs. NIU (12/17/21)
Kick Return Yards	8	vs. NIU (12/17/21)
Long Kick Return	8	vs. NIU (12/17/21)

JOSHUA MADISON (at Coastal Carolina)

Tackles	6	vs. ODU (10/15/22)
Solo Tackles	5	at Marshall (10/29/22)
Sacks	1.0	at Marshall (10/29/22)
TFLs	1.0	(3x) last at Troy (12/3/22)
QB Hurries	1	at JMU (11/26/22)
Pass Breakups	1	vs. Buffalo (9/17/22)
Forced Fumbles	1	(2x) last at Marshall (10/29/22)

LOGAN MAULDIN

Receptions	1	vs. Buffalo (9/17/22)
Receiving Yards	9	vs. Buffalo (9/17/22)
Longest Reception	9	vs. Buffalo (9/17/22)
Receiving TDs	-	

GRAYSON MCCALL

Completions	29	at Troy (12/3/22)
Pass Attempts	41	at Troy (12/3/22)
Passing Yards	365	at Arkansas State (10/7/21)
Longest Pass	99	at Arkansas State (10/7/21)
Passing TDs	5	vs. Texas State (11/20/21)
Rushes	17	vs. Arkansas State (10/3/20)
Rushing Yards	96	vs. #23 Liberty (12/26/20)
Longest Rush	62	vs. App State (11/21/20)
Rushing TDs	2	at Kansas (9/12/20)

MATTHEW MCDOOM

Kick Returns	3	(4x) last vs. App State (11/3/22)
Kick Return Yards	115	vs. Gardner-Webb (9/10/22)
Long Kick Return	95	vs. Gardner-Webb (9/10/22)
Kick Return TDs	1	vs. Gardner-Webb (9/10/22)
Tackles	4	at JMU (11/26/22)
Solo Tackles	3	at JMU (11/26/22)
TFLs	1.0	at JMU (11/26/22)

PATRICK MCSWEENEY

Receptions	1	(4x) last at Ark. State (10/7/21)
Receiving Yards	14	vs. Norfolk State (9/14/19)
Longest Reception	14	vs. Norfolk State (9/14/19)
Receiving TDs	-	

TYSON MOBLEY

Receptions	7	at Troy (12/3/22)
Receiving Yards	109	at Troy (12/3/22)
Longest Reception	39	vs. Texas State (11/20/21)
Receiving TDs	2	vs. Gardner-Webb (9/10/22)
Rushes	1	(5x) last at Marshall (10/29/22)
Rushing Yards	32	vs. UMass (9/25/21)
Longest Rush	32	vs. UMass (9/25/21)
Rushing TDs	1	vs. UMass (9/25/21)
Punt Returns	2	(3x) last at JMU (11/26/22)
Punt Return Yards	25	at JMU (11/26/22)
Long Punt Return	17	at JMU (11/26/22)
Tackles	1	(2x) last at Marshall (10/29/22)

JAIRAN PARKER (at Coastal Carolina)

Tackles	8	vs. Buffalo (9/17/22)
Solo Tackles	3	(4x) last vs. App State (11/3/22)
Sacks	1.0	at Marshall (10/29/22)
TFLs	1.0	(3x) last at Marshall (10/29/22)
Fumbles Recovered	1	vs. Gardner-Webb (9/10/22)
Forced Fumbles	1	vs. Gardner-Webb (9/10/22)

DRE PINCKNEY

Tackles	10	vs. NIU (12/17/21)
Solo Tackles	5	vs. NIU (12/17/21)
TFLs	1.0	at South Alabama (11/26/21)
Fumbles Recovered	1	vs. NIU (12/17/21)
Pass Breakups	1	vs. Texas State (11/20/21)

SAM PINCKNEY (at Coastal Carolina)

Receptions	11	at Troy (12/3/22)
Receiving Yards	133	at ULM (10/8/22)
Longest Reception	48	vs. USM (11/12/22)
Receiving TDs	1	(3x) last at Troy (12/3/22)

TRE' PINKNEY (at Coastal Carolina)

Tackles	12	vs. Buffalo (9/17/22)
Solo Tackles	7	at Georgia State (9/22/22)
TFLs	1.0	at Georgia State (9/22/22)
Pass Breakups	1	vs. Ga. Southern (10/1/22)
Interceptions	1	(2x) last vs. Ga. Southern (10/1/22)

JACOB PROCHE (at Coastal Carolina)

Tackles	5	at Troy (12/3/22)
Solo Tackles	3	(4x) last vs. App State (11/3/22)
TFLs	1.0	at Marshall (10/29/22)
Pass Breakups	1	(4x) last vs. Ga. Southern (10/1/22)
Interceptions	1	vs. Buffalo (9/17/22)
Forced Fumbles	1	at Marshall (10/29/22)
Punt Returns	2	vs. ULM (10/2/21)
Punt Return Yards	-6	vs. ULM (10/2/21)

INDIVIDUAL CAREER GAME-HIGHS

AUSTIN RANDALL

Tackles	3	at JMU (11/26/22)
Solo Tackles	2	(2x) last at JMU (11/26/22)

CHRIS RHONE

Receptions	1	(2x) last vs. ULM (10/2/21)
Receiving Yards	32	vs. ULM (10/2/21)
Longest Reception	32	vs. ULM (10/2/21)
Receiving TDs	1	vs. ULM (10/2/21)

KENNEDY ROBERTS

Tackles	5	vs. Army (9/3/22)
Solo Tackles	3	at Troy (12/3/22)
Sacks	1.0	(2x) last at Troy (12/3/22)
TFLs	2.0	(2x) last at Troy (12/3/22)
QB Hurries	3	vs. USM (11/12/22)
Pass Breakups	1	vs. Buffalo (9/17/22)
Fumble Recovery	1	(2x) last vs. App State (11/3/22)
Blocked Kicks	1	vs. Campbell (9/18/20)

TYLER ROBERTS (at Coastal Carolina)

Receptions	2	vs. Ga. Southern (10/1/22)
Receiving Yards	41	vs. Ga. Southern (10/1/22)
Longest Reception	36	vs. Ga. Southern (10/1/22)
Receiving TDs	1	(2x) last vs. ODU (10/15/22)

JOSIAH ROBINSON

Tackles	5	at Marshall (10/29/22)
Solo Tackles	2	at Marshall (10/29/22)
TFLs	0.5	at Marshall (10/29/22)

BRAYLON RYAN

Tackles	4	vs. The Citadel (9/2/21)
Solo Tackles	2	(2x) last at GSU (9/22/22)
Sacks	1.0	vs. Buffalo (9/17/22)
TFLs	1.0	(2x) last vs. Buffalo (9/17/22)
QB Hurries	2	at Marshall (10/29/22)
Fumble Recovery	1	vs. Gardner-Webb (9/10/22)

MASON SHELTON

Tackles	4	(2x) last at JMU (11/26/22)
Solo Tackles	1	(3x) last at GSU (9/22/22)
TFLs	1.0	vs. The Citadel (9/2/21)
Punt Returns	1	vs. UMass (9/25/21)
Punt Return Yards	33	at Georgia Southern (11/6/21)
Long Punt Return	33	at Georgia Southern (11/6/21)
Touchdowns	1	at Georgia Southern (11/6/21)
		(blocked punt)
Blocked Kicks	1	vs. UMass (9/25/21)(punt)

CHARLES STEELE

Tackles	1	(3x) last vs. NIU (12/17/21)
Solo Tackles	1	at Texas State (11/28/20)
QB Hurries	1	vs. ULM (10/2/21)

JOSIAH STEWART

Tackles	8	(2x) last vs. GSU (11/13/21)
Solo Tackles	5	(2x) last at Ga. Southern (11/6/21)
Sacks	4.0	at Ga. Southern (11/6/21)
TFLs	5.0	at Ga. Southern (11/6/21)
QB Hurries	2	(2x) last vs. USM (11/12/22)
Pass Breakups	1	at Georgia State (9/22/22)
Forced Fumbles	2	at Ga. Southern (11/6/21)

MANNY STOKES JR.

Tackles	6	vs. Army (9/3/22)
Solo Tackles	4	vs. Buffalo (9/17/22)
TFLs	1.0	(2x) last vs. Buffalo (9/17/22)
QB Hurries	1	vs. Kansas (9/10/21)
Pass Breakups	1	(4x) last vs. ODU (10/15/22)
Fumble Recovery	1	at App State (10/20/21)
Kick Returns	3	vs. Georgia State (11/13/21)
Kick Return Yards	51	at Buffalo (9/18/21)
Long Kick Return	41	at Buffalo (9/18/21)

D'JORDAN STRONG (at Coastal Carolina)

Tackles	5	vs. South Alabama (11/7/20)
Solo Tackles	4	(2x) last vs. UMass (9/25/21)
TFLs	1.0	(2x) last at Troy (12/12/20)
Interceptions	2	(2x) last vs. App State (11/21/20)
Pass Breakups	2	(5x) last vs. Ga. Southern (10/1/22)
Forced Fumbles	1	at Kansas (9/12/20)
Fumble Recovery	1	at Marshall (10/29/22)
Touchdowns	1	at App State (11/21/20)(INT)

MACK WEST

Punts	1	(3x) last at Marshall (10/29/22)
Punt Yards	33	vs. Ga. Southern (10/1/22)
Punt Avg.	33.0	vs. Ga. Southern (10/1/22)
Long Punt	3	vs. Ga. Southern (10/1/22)
Inside 20	1	(2x) last at Marshall (10/29/22)

REESE WHITE

Rushes	21	vs. Army (9/3/22)
Rushing Yards	133	vs. Army (9/3/22)
Longest Rush	67	vs. Buffalo (9/17/22)
Rushing TDs	3	vs. Kansas (9/10/21)
Receptions	3	vs. Gardner-Webb (9/10/22)
Receiving Yards	58	at ULM (11/23/19)
Longest Reception	41	at ULM (11/23/19)
Receiving TDs	2	vs. Army (9/3/22)

ROLAN WOODEN II

Tackles	3	(3x) last at Marshall (10/29/22)
Solo Tackles	2	at Texas State (11/28/20)
TFLs	0.5	(2x) last vs. GWU (9/10/22)
Forced Fumbles	1	vs. Arkansas State (10/3/20)
Blocked Kick	1	at Marshall (10/29/22) (FG)

CAREER STARTS/GAMES PLAYED

CAREER STARTS (AT COASTAL CAROLINA ONLY)

NAME	'18	'19	'20	'21	'22	TOT. CONS.
A. Loper	-	6	10	13	12	41 25
W. Lampkin	-	-	12	13	12	37 37
D. Strong	-	-	12	13	10	35 8
J. Clark	-	-	11	11	12	34 23
G. McCall	-	-	11	11	10	32 1
J. Stewart	-	-	-	6	11	17 1
R. White	-	-	7	5	5	17 -
L. Boykin	-	-	-	3	11	14 8
T. Mobley	-	-	1	2	11	14 2
J. Killen	-	1	-	-	12	13 12
S. Pinckney	-	-	-	-	12	12 12
D. Wilson	-	-	-	-	12	12 12
W. McDonald	-	-	-	-	12	12 12
K. Roberts	-	-	-	-	12	12 12
W. Moise	-	-	-	-	11	11 11
Jared Brown	-	-	-	-	10	10 1
B. Carpenter	2	6	-	1	-	10 -
B. Bennett	-	-	-	7	2	9 -
B. Ryan	-	-	-	2	6	8 6
S. Bruce	-	-	-	-	8	8 5
T. Fletcher	-	-	-	1	7	8 -
C. Arnold Jr.	-	-	-	-	7	7 5
T. Jackson	-	-	-	3	4	7 3
E. Johnson	-	-	-	2	5	7 -
J. Jenkins	-	-	-	-	6	6 -
Jahmar Brown	-	-	-	-	6	6 -
J. Parker	-	-	-	-	5	5 5
X. Gravette	-	-	-	-	5	5 2
C. Beasley	-	-	-	-	4	4 1
J. Madison	-	-	-	-	4	4 -
T. Pinkney	-	-	-	-	3	3 -
J. Proche	-	-	-	2	1	3 -
T. Geiger Jr.	-	-	1	2	-	3 -
J. Guest	-	-	-	-	2	2 -
A. Hope	-	-	-	-	2	2 -
D. Fountain	-	-	-	-	2	2 -
A. Bedgood	-	1	-	-	1	2 -
M. Stokes Jr.	-	-	-	-	2	2 -
D. Pinckney	-	-	-	1	1	2 -
T. Ivy Jr.	-	-	-	2	-	2 -
E. Hopkins	-	-	-	-	1	1 -
J. Darboe	-	-	-	-	1	1 -
M. Balthazar	-	-	-	-	1	1 -
K. Duplessis	-	-	-	-	1	1 -
D. Luther	-	-	-	-	1	1 -
J. Griffin	-	-	-	-	1	1 -

CAREER GAMES PLAYED (AT COASTAL CAROLINA ONLY)

NAME	'18	'19	'20	'21	'22	TOT. CONS.
A. Loper	5	9	11	13	12	50 25
B. Carpenter	7	11	8	11	12	49 12
K. Roberts	-	9	12	13	12	46 37
J. Killen	-	4	12	13	12	41 36
R. White	-	10	12	9	9	40 6
W. Lampkin	-	-	12	13	12	37 37
J. Clark	-	-	12	13	12	37 37
W. McDonald	-	1	10	13	12	36 35
D. Strong	-	-	12	13	11	36 8
R. Wooden II	-	3	11	13	9	36 -
G. McCall	-	2	11	11	10	34 1
M. Stokes Jr.	-	-	12	13	9	34 -
P. McSweeney	-	5	10	7	11	33 11
T. Mobley	-	-	5	13	12	30 25
D. Wilson	-	1	6	11	12	30 13
T. Geiger Jr.	-	-	12	13	4	29 -
J. Proche	-	-	-	13	12	25 25
B. Ryan	-	-	-	13	12	25 25
J. Stewart	-	-	-	13	12	25 25
T. Fletcher	-	-	-	12	12	24 12
M. Shelton	-	-	-	12	12	24 12
J. Darboe	4	9	2	-	9	24 9
L. Boykin	-	-	-	13	11	24 8
C. Beasley	-	-	1	10	12	23 12
T. Ivy Jr.	-	-	-	13	10	23 10
A. Bedgood	-	5	-	13	5	23 4
T. Roberts	-	-	-	10	12	22 12
T. Jackson	-	-	-	8	12	20 13
B. Bennett	-	-	4	13	3	20 3
D. Fountain	-	4	1	3	8	16 6
P. Bunch	-	-	-	4	12	16 12
S. Bruce	-	-	7	-	9	16 5
E. Johnson	-	-	-	10	6	16 -
Z. Lindsay	-	-	-	3	12	15 12
X. Gravette	-	-	-	6	9	15 4
Jared Brown	-	-	-	2	12	14 12
K. Duplessis	-	-	-	2	12	14 12
J. Guest	-	1	1	6	6	14 -
C. Steele	-	-	10	4	-	14 -
A. Randall	-	-	-	1	12	13 12
T. Wagner	-	-	-	13	-	13 -
J. Griffin	-	-	-	-	12	12 12
S. Pinckney	-	-	-	-	12	12 12
A. Hope	-	-	-	-	12	12 12
M. McDoom	-	-	-	-	12	12 12
J. Robinson	-	-	-	-	12	12 12
K. Hensley	-	-	-	-	12	12 12
J. Parker	-	-	-	-	12	12 12
E. Crenshaw	-	-	-	-	12	12 12
J. Cash	-	-	-	-	12	12 12
C. Arnold Jr.	-	-	-	-	12	12 12
A. Henry	-	-	-	-	12	12 12
D. Luther	-	-	-	-	12	12 12
M. West	-	-	-	-	12	12 12
L. Gray	-	-	-	3	9	12 9
T. Pinkney	-	-	-	1	11	12 6
A. Fofana	-	-	-	-	11	11 11
W. Moise	-	-	-	-	11	11 8
J. Madison	-	-	-	-	11	11 2
A. Walton	-	-	-	-	11	11 1
A. Diggs	-	-	-	-	11	11 -
J. Jenkins	-	-	-	-	10	10 1
C. Atkinson	-	-	-	-	9	9 7
C. Rhone	-	-	-	2	7	9 -
J. Tucker	-	-	-	1	7	8 7
M. Balthazar	-	-	-	-	7	7 -
Jahmar Brown	-	-	-	-	7	7 -

NAME	'18	'19	'20	'21	'22	TOT. CONS.
J. Johnson Jr.	-	-	1	2	3	6 3
K. Miller	-	-	-	-	5	5 5
M. Bowers	-	-	-	2	3	5 -
L. Mauldin	-	-	-	2	3	5 -
N. Hope II	-	-	-	2	3	5 -
L. Ellenberger	-	-	-	-	4	4 4
D. Huskey	-	-	-	-	4	4 -
E. Hopkins	-	-	-	-	4	4 -
D. Pinckney	-	-	-	3	1	4 -
T. Johnson	-	-	-	-	3	3 -
M. Milnac	-	-	-	2	1	3 -
R. Black	-	-	-	-	2	2 2
K. Green	-	-	-	-	2	2 -
T. Lyles	-	-	-	-	2	2 -
B. Archie	-	-	-	-	1	1 -
D. Thompson	-	-	-	-	1	1 -
K. Desir	-	-	-	-	1	1 -
D. Coleman	-	-	-	-	1	1 -
M. Taylor	-	-	-	1	-	1 -
J. Scola	-	1	-	-	-	1 -

STARTERS

STARTING LINEUPS

OFFENSE	LT	LG	C	RG	RT	TE/WR	WR/TE	WR	WR/RB	WR/RB	QB
ARMY	Wilson	McDonald	Lampkin	Moise	Loper	Jenkins	Fountain	J. Brown	S. Pinckney	White	McCall
GWU	Wilson	McDonald	Lampkin	Moise	Loper	Jenkins	Mobley	J. Brown	S. Pinckney	White	McCall
BUFFALO	Wilson	McDonald	Lampkin	Moise	Loper	Jenkins	Mobley	J. Brown	S. Pinckney	White	McCall
at Georgia State	Wilson	McDonald	Lampkin	Luther	Loper	Gravette	Mobley	J. Brown	S. Pinckney	Duplessis	McCall
GA. SOUTHERN	Wilson	McDonald	Lampkin	Moise	Loper	Mobley	S. Pinckney	J. Brown	Beasley	Balthazar	McCall
at ULM	Wilson	McDonald	Lampkin	Moise	Loper	Gravette	Mobley	J. Brown	S. Pinckney	Beasley	McCall
OLD DOMINION	Wilson	McDonald	Lampkin	Moise	Loper	Gravette	Mobley	J. Brown	S. Pinckney	Hopkins	McCall
at Marshall	Wilson	McDonald	Lampkin	Moise	Loper	Jenkins	Mobley	J. Brown	S. Pinckney	Beasley	McCall
APP STATE	Wilson	McDonald	Lampkin	Moise	Loper	Jenkins	Mobley	J. Brown	S. Pinckney	Bedgood	McCall
SOUTHERN MISS	Wilson	McDonald	Lampkin	Moise	Loper	Jenkins	Fountain	S. Pinckney	Bennett	White	Guest
at Virginia	CANCELED										
at James Madison	Wilson	McDonald	Lampkin	Moise	Loper	Gravette	Mobley	S. Pinckney	Bennett	White	Guest
at Troy *	Wilson	McDonald	Lampkin	Moise	Loper	Gravette	Mobley	J. Brown	S. Pinckney	Beasley	McCall

* Sun Belt Championship game

DEFENSE	DE	NT	DT	BANDIT	BAN/LB	LB	LB/SPUR	CB	FS	SS	CB
ARMY	Griffin	Clark	K. Roberts	Stewart	A. Hope	Killen	Bruce	Boykin	D. Pinckney	Fletcher	Stokes Jr.
GWU	E. Johnson	Clark	K. Roberts	Stewart	Bruce	Killen	Jah. Brown	Boykin	Arnold Jr.	T. Jackson	Strong
BUFFALO	E. Johnson	Clark	K. Roberts	Stewart	Bruce	Killen	Jah. Brown	Boykin	Madison	Fletcher	Strong
at Georgia State	E. Johnson	Clark	K. Roberts	Stewart	Pinkney	Killen	Jah. Brown	Proche	Arnold Jr.	Fletcher	Stokes Jr.
GA. SOUTHERN	E. Johnson	Clark	K. Roberts	Stewart	Pinkney	Killen	Jah. Brown	Boykin	Madison	Fletcher	Strong
at ULM	E. Johnson	Clark	K. Roberts	Stewart	Darboe	Killen	Jah. Brown	Boykin	Madison	Fletcher	Strong
OLD DOMINION	Ryan	Clark	K. Roberts	Stewart	Pinkney	Killen	Jah. Brown	Boykin	Madison	Fletcher	Strong
at Marshall	Ryan	Clark	K. Roberts	Stewart	Bruce	Killen	Parker	Boykin	Arnold Jr.	Fletcher	Strong
APP STATE	Ryan	Clark	K. Roberts	Stewart	Bruce	Killen	Parker	Boykin	Arnold Jr.	Fletcher	Strong
SOUTHERN MISS	Ryan	Clark	K. Roberts	Stewart	Bruce	Killen	Parker	Boykin	Arnold Jr.	T. Jackson	Strong
at Virginia	CANCELED										
at James Madison	Ryan	Clark	K. Roberts	A. Hope	Bruce	Killen	Parker	Boykin	Arnold Jr.	T. Jackson	Strong
at Troy *	Ryan	Clark	K. Roberts	Stewart	Bruce	Killen	Parker	Boykin	Arnold Jr.	T. Jackson	Strong

* Sun Belt Championship game

GAMEDAY INFORMATION

GAME INFORMATION

	COIN TOSS	CCU KO/REC.	CCU 1ST OFF. PLAY	CCU 1ST POSSESSION	OPP. 1ST POSSESSION	KICKOFF TIME (ET)	GAME LENGTH	CCU HELMET	CCU JERSEY	CCU PANTS
ARMY	CCU	KO	R. White 15-yard rush	Punt	Punt	7:02 p.m.	3:13	Black	Teal	Teal
GARDNER-WEBB	GWU	REC.	R. Whie 0-yard rush	Punt	Punt	6:02 p.m.	3:17	Teal	Black	Teal
BUFFALO	UB	REC.	R. White 10-yard rush	Fumble	FG	1:02 p.m.	3:51	White	White	White
at Georgia State	GSU	REC.	McCall to J. Brown 50-yard pass ^	TD	Punt	7:33 p.m.	3:32	Black	White	Black
GA. SOUTHERN	CCU	KO	M. Balthazar 19-yard rush	Punt	Downs	7:02 p.m.	3:39	White	Black	White
at ULM	ULM	REC.	McCall to J. Brown 11-yard pass	TD	TD	8:02 p.m.	3:26	White	White	Teal
OLD DOMINION	CCU	KO	McCall to Pinckney 8-yard pass	Missed FG	TD	12:07 p.m.	3:24	Black	Teal	Black
at Marshall	MU	REC.	McCall to J. Brown 10-yard pass	TD	Punt	7:03 p.m.	3:33	Black	White	White
APP STATE	APP	KO	A. Bedgood 15-yard rush	TD	Punt	7:35 p.m.	3:21	Black	Black	Black
SOUTHERN MISS	USM	REC.	B. Bennett 3-yard rush	TD	Punt	7:32 p.m.	3:29	Black	Teal	Teal
at Virginia	CANCELED									
at James Madison	JMU	REC.	Guest incomplete pass	Punt	FG	12:03 p.m.	3:27	White	White	White
at Troy *	CCU	KO	McCall to S. Pinckney 4-yard pass	Punt	FG	3:40 p.m.	3:21	White	White	Teal

^ touchdown

* Sun Belt Championship game

DRIVES

DRIVE CHART											DISPLAYED COASTAL/OPPONENT		
	Possessions	TDs #	FGs Made	FGs Missed	Fumble	Int.	Safety	Punt	Downs	Half	Game	80+yard Drives	Defense 3 and Out *
ARMY	9/9	5/4	1/0	0/0	0/0	0/1	0/0	2/3	0/1	0/0	1/0	1/1	2/0
GARDNER-WEBB	13/13	3/3	1/2	0/0	1/3	1/2	0/0	6/3	0/0	0/1	1/0	1/0	0/1
BUFFALO	14/14	4/2	1/4	0/0	4/2	0/2	0/0	2/3	1/1	1/0	1/0	0/1	1/1
at Georgia State	14/12	5/2	2/1	1/0	0/2	1/2	0/0	3/5	0/0	1/0	1/0	1/1	5/2
GA. SOUTHERN	13/12	5/3	0/3	1/0	1/0	0/1	0/0	4/3	0/2	1/0	1/0	2/1	1/2
at ULM	10/11	4/3	0/0	0/0	0/2	0/0	0/0	6/2	0/2	0/1	0/1	1/0	1/4
OLD DOMINION	10/9	3/7	0/0	1/0	1/0	0/0	0/0	1/2	3/0	0/0	1/0	1/0	0/1
at Marshall	13/14	3/1	1/2	0/1	0/2	0/0	0/0	9/5	0/1	0/1	0/1	0/0	2/3
APP STATE	12/12	5/4	0/0	1/0	1/1	0/1	0/0	3/4	1/1	0/1	1/0	0/1	4/2
SOUTHERN MISS	11/10	3/2	2/3	0/0	0/0	2/0	0/0	2/4	0/1	1/0	1/0	1/0	2/2
at Virginia	CANCELED												
at James Madison	14/14	1/6	0/2	0/1	1/0	1/0	0/0	9/5	1/0	0/1	1/0	0/1	4/5
at Troy \$	12/13	4/6	0/1	0/0	1/0	1/0	0/0	4/4	2/0	0/1	0/1	2/0	3/3
TOTAL	145/143	45/43	8/18	4/2	10/12	6/9	0/0	51/43	8/9	4/6	9/3	10/6	25/26

* offensive team is forced to punt (does not include turnovers, turnover on downs or end of half/game)

does not count special teams/defensive touchdowns

\$ Sun Belt Championship game

TURNOVERS

COASTAL CAROLINA TAKEAWAYS						PTS.
NO.	OPP.	QTR	TURNOVER	DEFENDER(S)	LED TO	OFF
1.	ARMY	3	Interception	Tavyn Jackson	TD	7
2.	GWU	1	Fumble	Fletcher (F) / Parker (R)	Punt	-
3.		2	Fumble	Braylon Ryan (R)	TO	-
4.		2	Fumble	Parker (F) / Hensley (R)	TD	7
5.		4	Interception	Lance Boykin	Punt	-
6.		4	Interception	Lance Boykin	Game	-
7.	UB	1	Fumble	Boykin (F) / K. Roberts (R)	TD	7
8.		2	Interception	D'Jordan Strong	TD	7
9.		4	Fumble	Jahmar Brown (R)	TD *	7
10.		4	Interception	Jacob Proche	TD	7
11.	GSU	3	Interception	Charles Arnold Jr.	TD	7
12.		4	Fumble	JT Killen (R)	Punt	-
13.		4	Interception	Tre' Pinkney	INT	-
14.		4	Fumble	Killen (F) / Fletcher (R)	Game	-
15.	GS	2	Interception	Tre' Pinkney	Fumble	-
16.	ULM	2	Fumble	JT Killen (R)	Punt	-
17.		4	Fumble	Madison (F) / Killen (R)	Punt	-
18.	MAR	3	Fumble	Proche (F) / Bruce (R)	FG	3
19.		4	Fumble	Griffin (F) / Strong (R)	Punt	-
20.	APP	2	Fumble	K. Roberts (R)	Punt	-
21.		4	Interception	Tavyn Jackson	TD	7
* Defensive/Special Teams touchdown					Points	59

COASTAL CAROLINA TAKEAWAYS
2021 season: 12 (6 interceptions, 6 fumble recoveries)
2020 season: 25 (16 interceptions, 9 fumble recoveries)
2019 season: 17 (11 interceptions, 6 fumble recoveries)

COASTAL CAROLINA GIVEAWAYS						PTS.
NO.	OPP.	QTR	TURNOVER	PLAYER	LED TO	OFF
1.	GWU	2	Fumble	Reese White	FG	3
2.		2	Interception	Grayson McCall	Half	-
3.	UB	1	Fumble	Reese White	FG	3
4.		1	Fumble	De'Andre Coleman	TO	-
5.		1	Fumble	Reese White	FG	3
6.		1	Fumble	Ty Lyles	TO	-
7.	GSU	4	Interception	Jarrett Guest	TD *	7
8.	GS	2	Fumble	Grayson McCall	Punt	-
9.	ODU	3	Fumble	Sam Pinckney	TD	7
10.	APP	4	Fumble	CJ Beasley	TD	7
11.	USM	2	Interception	Jarrett Guest	TD	7
12.		4	Interception	Jarrett Guest	Downs	0
13.	JMU	3	Fumble	Jarrett Guest	Punt	0
14.		4	Interception	Jarrett Guest	TD	7
15.	TROY	3	Fumble	Grayson McCall	TD	7
16.		4	Interception	Grayson McCall	Game	0

* Defensive touchdown

Points 51

COASTAL CAROLINA GIVEAWAYS
2021 season: 10 (4 interceptions, 6 fumbles lost)
2020 season: 12 (5 interceptions, 7 fumbles lost)
2019 season: 17 (9 interceptions, 8 fumbles lost)

SCORING DRIVES

COASTAL SCORING DRIVES

	QTR	TD	FG	PLAYERS	PLAY	PL	YDS	TIME
ARMY	1st	X		Grayson McCall to Reese White	6-yard pass	12	85	6:24
	2nd	X		Grayson McCall to Sam Pinckney	26-yard pass	6	65	2:33
	3rd		X	Kade Hensley	25-yard FG	13	68	6:30
	3rd	X		Grayson McCall to Reese White	14-yard pass	8	65	3:56
	4th	X		Reese White	2-yard rush	11	56	5:09
GWU	4th	X		Grayson McCall	5-yard rush	10	75	5:57
	1st		X	Kade Hensley	48-yard FG	5	36	2:44
	2nd	X		Matthew McDoom	95-yard KOR	-	-	-
	2nd	X		Grayson McCall to Tyson Mobley	21-yard pass	2	33	0:31
	3rd	X		Grayson McCall to Tyson Mobley	7-yard pass	8	71	4:18
UB	4th	X		Grayson McCall to Jacob Jenkins	7-yard pass	10	84	4:03
	1st	X		Grayson McCall to Jacob Jenkins	34-yard pass	4	43	1:42
	2nd	X		CJ Beasley	10-yard rush	1	10	0:05
	3rd		X	Kade Hensley	44-yard FG	7	48	2:59
	4th	X		Jahmar Brown	21-yard fumble return	-	-	-
GSU	4th	X		Grayson McCall to Tyson Mobley	4-yard pass	3	50	1:57
	4th	X		Grayson McCall to CJ Beasley	59-yard pass	6	75	2:33
	1st	X		Grayson McCall to Jared Brown	50-yard pass	1	50	0:08
	1st	X		Grayson McCall to Jared Brown	53-yard pass	4	64	1:39
	1st	X		Grayson McCall	2-yard rush	10	75	5:00
GS	2nd		X	Kade Hensley	24-yard FG	11	57	5:43
	2nd		X	Kade Hensley	44-yard FG	8	48	3:08
	3rd	X		Nate Hope II	2-yard rush	16	84	9:07
	4th	X		Jarrett Guest	5-yard rush	7	75	3:03
	1st	X		Grayson McCall	4-yard rush	12	89	7:23
ULM	3rd	X		Grayson McCall to Xavier Gravette	27-yard pass	9	75	4:18
	4th	X		Grayson McCall to Tyler Roberts	36-yard pass	4	75	1:59
	4th	X		Grayson McCall to Jared Brown	61-yard pass	4	76	1:54
	4th	X		CJ Beasley	24-yard rush	8	82	1:23
	1st	X		CJ Beasley	9-yard rush	9	75	3:55
ODU	1st	X		CJ Beasley	1-yard rush	8	75	4:10
	2nd	X		Grayson McCall to Jared Brown	56-yard pass	2	78	0:40
	2nd	X		Max Balthazar	2-yard rush	11	96	3:45
	2nd	X		Grayson McCall to Jacob Jenkins	8-yard pass	10	80	4:42
	3rd	X		Grayson McCall to Jared Brown	75-yard pass	1	75	0:10
MAR	4th	X		Grayson McCall to Tyler Roberts	9-yard pass	11	77	5:17
	1st	X		Grayson McCall	2-yard rush	11	76	5:02
	1st	X		Bryce Carpenter	3-yard rush	7	49	3:49
	1st	X		Grayson McCall to Jacob Jenkins	37-yard pass	4	65	2:03
	4th		X	Kade Hensley	27-yard FG	9	27	3:42
APP	1st	X		Jared Brown	45-yard rush	3	66	1:17
	1st	X		Bryce Carpenter to Xavier Gravette	31-yard pass	4	78	2:25
	2nd	X		Grayson McCall to Sam Pinckney	38-yard pass	5	73	2:33
	4th	X		Grayson McCall to Jacob Jenkins	8-yard pass	7	42	4:28
	4th	X		Reese White	2-yard rush	3	1	1:21
USM	1st	X		Aaron Bedgood	30-yard rush	4	75	1:57
	1st	X		Reese White	1-yard rush	6	70	2:58
	1st		X	Kade Hensley	43-yard FG	9	32	4:09
	3rd		X	Kade Hensley	28-yard FG	10	81	5:28
	4th	X		Reese White	2-yard rush	3	75	1:24
JMU	1st	X		Jarrett Guest to Tyson Mobley	33-yard pass	12	75	5:56
TROY	2nd	X		Grayson McCall	8-yard rush	9	70	3:35
	3rd	X		Grayson McCall to Jared Brown	30-yard pass	6	75	2:52
	4th	X		Grayson McCall to Sam Pinckney	11-yard pass	10	75	4:54
	4th	X		Grayson McCall to Tyson Mobley	21-yard pass	10	85	4:03

OPPONENT SCORING DRIVES

	QTR	TD	FG	PLAYERS	PLAY	PL	YDS	TIME
ARMY	1st	X		Tyrell Robinson	70-yard rush	4	84	1:43
	2nd	X		Jakobi Buchanan	1-yard rush	15	75	9:12
	3rd	X		Tyhier Tyler to Ay'Jaun Marshall	30-yard pass	6	75	3:07
	4th	X		Cade Ballard to Braheam Murphy	73-yard pass	2	75	0:53
	1st		X	Jay Billingsley	47-yard FG	4	0	0:56
GWU	2nd	X		Bailey Fisher to Cutrell Haywood	2-yard pass	9	75	2:37
	3rd	X		Bailey Fisher	4-yard rush	5	75	2:28
	3rd		X	Jay Billingsley	29-yard FG	7	46	3:07
	4th	X		Bailey Fisher	5-yard rush	5	67	2:22
	1st		X	Alex McNulty	36-yard FG	7	27	2:47
UB	1st		X	Alex McNulty	47-yard FG	9	38	3:46
	2nd	X		Alex McNulty	42-yard FG	15	68	7:14
	2nd	X		Cole Snyder to Justin Marshall	15-yard pass	6	80	1:34
	3rd		X	Alex McNulty	26-yard FG	10	25	3:51
	4th	X		Cole Snyder to Quian Williams	10-yard pass	17	71	6:22
GSU	1st	X		Tucker Gregg	4-yard rush	8	87	3:06
	2nd		X	Michael Hayes	36-yard FG	4	7	1:45
	2nd	X		Darren Grainger to Robert Lewis	29-yard pass	5	75	1:08
	4th	X		Jontrey Hunter	77-yard INT return	-	-	-
	1st	X		Kyle Vantrease to Derwin Burgess Jr.	34-yard pass	10	75	3:27
GS	2nd	X		Kyle Vantrease to Jeremy Singleton	4-yard pass	3	10	1:25
	3rd		X	Alex Raynor	45-yard FG	12	51	5:39
	4th	X		Jalen White	18-yard rush	5	50	2:37
	4th		X	Alex Raynor	30-yard FG	6	53	2:14
	4th		X	Alex Raynor	20-yard FG	11	85	3:44
ULM	1st	X		Malik Jackson	1-yard rush	6	75	2:47
	2nd	X		C. Rogers to Zach Rasmussen	5-yard pass	11	75	5:58
	3rd	X		Chandler Rogers to Tyrone Howell	42-yard pass	5	75	2:14
	1st	X		Blake Watson	25-yard rush	8	73	3:06
	2nd	X		Blake Watson	58-yard rush	3	75	0:33
ODU	3rd	X		D.J. Mack Jr.	20-yard rush	5	69	1:46
	3rd	X		Hayden Wolff to Isiah Paige	22-yard pass	3	41	0:54
	3rd	X		D.J. Mack Jr. to Isiah Spencer	21-yard pass	8	70	3:44
	4th	X		Blake Watson	67-yard rush	2	75	0:45
	4th	X		Hayden Wolff to Ali Jennings	2-yard pass	7	58	4:18
MAR	2nd	X		Khalan Laborn	2-yard rush	6	75	2:06
	2nd		X	Rece Verhoff	40-yard FG	8	45	1:58
	3rd		X	Rece Verhoff	39-yard FG	9	44	3:03
	1st	X		Daetrich Harrington	2-yard rush	7	79	3:25
	2nd	X		Chase Brice to Dalton Stroman	41-yard pass	2	49	0:28
APP	4th	X		Chase Brice to Tyler Page	42-yard pass	6	80	2:01
	4th	X		Chase Brice	5-yard rush	10	58	1:56
	2nd		X	Briggs Bourgeois	21-yard FG	11	61	5:25
	2nd	X		Kenyon Clay	1-yard rush	4	39	2:19
	2nd	X		Trey Lowe III to Tiaquelin Mims	15-yard pass	5	37	1:26
USM	3rd		X	Briggs Bourgeois	23-yard FG	9	70	3:46
	4th		X	Briggs Bourgeois	23-yard FG	13	73	6:01
	1st		X	Camden Wise	32-yard FG	8	32	3:05
	2nd	X		Camden Wise	43-yard FG	7	45	3:08
	2nd	X		Todd Centeio to Reggie Brown	34-yard pass	4	80	1:08
JMU	2nd	X		Todd Centeio to Devin Ravenel	26-yard pass	6	67	2:27
	3rd	X		Todd Centeio to Drew Painter	17-yard pass	5	75	2:06
	3rd	X		Latrele Palmer	13-yard rush	7	67	3:31
	3rd	X		Todd Centeio to Devin Ravenel	8-yard pass	6	59	3:14
	4th	X		Todd Centeio	11-yard rush	4	42	1:21
TROY	1st		X	Brooks Buce	35-yard FG	9	57	3:53
	1st	X		G. Watson to Deshon Stoudemire	65-yard pass	1	65	0:12
	1st	X		DK Billingsley	8-yard rush	4	62	1:43
	2nd	X		DK Billingsley	33-yard rush	2	48	0:45
	2nd	X		Gunnar Watson to Rajae' Johnson	67-yard pass	5	74	1:46
TROY	3rd	X		Gunnar Waston to Rajae' Johnson	36-yard pass	6	72	3:17
	3rd	X		DK Billingsley	3-yard rush	8	7	3:39

2022 TOUCHDOWN DRIVES SUMMARY

	COASTAL	OPP
Touchdown plays of 20-plus yards	20	20
Touchdown plays of 50-plus yards	6	7
Touchdown drives of 80-plus yards	8	5
Touchdown drives of 90-plus yards	1	0
Touchdown drives of 20 yards or less	2	2
Touchdown drives of 5:00 or more	9	3
Touchdown drives of 7:00 or more	2	1
Touchdown drives of 3:00 or less	22	29
Touchdown drives of 2:00 or less	15	16
Touchdown drives of 1:00 or less	5	9
Touchdown drives of 10 plays or more	14	6
Touchdown drives of 5 plays or less	17	22
Touchdown drives of 1 play	3	1

* does not include Punt/Kickoff Returns or Defensive Touchdowns or Field Goals made

COASTAL EXPLOSIVE PLAYS

COASTAL BIG PLAYS (20+ YARDS)				* Touchdown
NO.	OPPONENT	PLAYER(S)	PLAY	DOWN-DIST.YDS.
1.	ARMY (4)	Grayson McCall to Jared Brown	Pass	1-10 23
2.		Grayson McCall to Sam Pinckney	Pass	1-15 23
3.		Grayson McCall to Sam Pinckney	Pass	3-9 26 *
4.		Grayson McCall to Sam Pinckney	Pass	1-10 20
5.	GWU (7)	Grayson McCall to Jared Brown	Pass	1-10 33
6.		Grayson McCall to Jared Brown	Pass	1-10 22
7.		Matthew McDoom	KOR	- 95 *
8.		Grayson McCall to Tyson Mobley	Pass	1-10 21 *
9.		Grayson McCall to Sam Pinckney	Pass	1-10 22
10.		Grayson McCall to Tyler Roberts	Pass	2-8 28
11.		Grayson McCall to Deon Fountain	Pass	1-10 32
12.	BUFFALO (9)	Grayson McCall to Jacob Jenkins	Pass	4-1 34 *
13.		Reese White	Rush	1-10 67
14.		Grayson McCall to Sam Pinckney	Pass	3-8 20
15.		D’Jordan Strong	INT Return	42
16.		Jarrett Guest to Sam Pinckney	Pass	1-10 32
17.		Grayson McCall to Sam Pinckney	Pass	1-10 20
18.		Jahmar Brown	Fumble Return	21 *
19.		CJ Beasley	Rush	1-10 31
20.		Grayson McCall to CJ Beasley	Pass	1-10 59 *
21.	GSU (7)	Matthew McDoom	KOR	- 50
22.		Grayson McCall to Jared Brown	Pass	1-10 50 *
23.		Grayson McCall to Jared Brown	Pass	1-10 53 *
24.		Grayson McCall to Sam Pinckney	Pass	2-5 21
25.		CJ Beasley	Rush	1-10 20
26.		Jarrett Guest	Rush	3-6 26
27.		CJ Beasley	Rush	1-10 27
28.	GS (8)	Grayson McCall to Jared Brown	Pass	2-9 24
29.		Grayson McCall to Xavier Gravette	Pass	2-5 27 *
30.		Grayson McCall	Rush	1-10 21
31.		Grayson McCall to Tyler Roberts	Pass	2-6 36 *
32.		Matthew McDoom	KOR	- 23
33.		Grayson McCall to Jared Brown	Pass	3-9 61 *
34.		Grayson McCall to Jared Brown	Pass	1-10 33
35.		CJ Beasley	Rush	2-10 24 *
36.	ULM (7)	CJ Beasley	Rush	1-10 37
37.		Grayson McCall to Sam Pinckney	Pass	1-10 29
38.		CJ Beasley	Rush	3-9 31
39.		Matthew McDoom	KOR	- 22
40.		Max Balthazar	Rush	1-10 22
41.		Grayson McCall to Jared Brown	Pass	1-10 56 *
42.		Grayson McCall to Sam Pinckney	Pass	2-11 38
43.	ODU (9)	Grayson McCall to Tyson Mobley	Pass	3-7 28
44.		Grayson McCall to Sam Pinckney	Pass	2-6 27
45.		Grayson McCall to Sam Pinckney	Pass	3-8 27
46.		Matthew McDoom	KOR	- 26
47.		Grayson McCall to Jared Brown	Pass	1-10 75 *
48.		Matthew McDoom	KOR	- 20
49.		Grayson McCall to Kyre Duplessis	Pass	3-12 20
50.		Grayson McCall to Sam Pinckney	Pass	3-9 32
51.		Matthew McDoom	KOR	- 22

COASTAL BIG PLAYS (20+ YARDS)				* Touchdown
NO.	OPPONENT	PLAYER(S)	PLAY	DOWN-DIST.YDS.
52.	MAR (3)	Matthew McDoom	KOR	- 22
53.		Grayson McCall to Jared Brown	Pass	2-12 20
54.		Grayson McCall to Jacob Jenkins	Pass	1-10 37 *
55.	APP (10)	Jared Brown	Rush	2-4 45 *
56.		Jared Brown	Rush	1-10 24
57.		Bryce Carpenter to Xavier Gravette	Pass	1-10 31 *
58.		Grayson McCall to Sam Pinckney	Pass	2-5 38 *
59.		Matthew McDoom	KOR	- 30
60.		Grayson McCall to Sam Pinckney	Pass	1-10 21
61.		Grayson McCall to Tyson Mobley	Pass	3-12 22
62.		Tavyn Jackson	INT Return	54
63.		Matthew McDoom	KOR	- 30
64.		Grayson McCall to Jared Brown	Pass	3-11 47
65.	USM (7)	Jarrett Guest to Braydon Bennett	Pass	3-6 41
66.		Aaron Bedgood	Rush	1-10 30 *
67.		Braydon Bennett	Rush	1-10 21
68.		Jarrett Guest to Sam Pinckney	Pass	2-11 48
69.		Bryce Carpenter to Braydon Bennett	Pass	2-8 28
70.		CJ Beasley	Rush	1-10 56
71.		Jarrett Guest to Sam Pinckney	Pass	3-6 35
72.	JMU (1)	Jarrett Guest to Tyson Mobley	Pass	4-1 33 *
73.	TROY (4)	Grayson McCall to Tyson Mobley	Pass	1-10 23
74.		Grayson McCall to Jared Brown	Pass	1-10 30 *
75.		Grayson McCall to Tyson Mobley	Pass	3-5 21 *
76.		Grayson McCall to CJ Beasley	Pass	1-10 28

COASTAL CAROLINA BIG PLAYS	
2021 season: 94	
2020 season: 75	
2019 season: 56	

OPPONENT EXPLOSIVE PLAYS

OPPONENT BIG PLAYS (20+ YARDS)

* Touchdown

NO. OPPONENT	PLAYER(S)	PLAY	DOWN-DIST.	YDS.
1. ARMY (5)	Tyrell Robinson	Rush	1-10	70 *
2.	Tyrell Robinson	Rush	3-10	30
3.	Tyhier Tyler to Ay'Jaun Marshall	Pass	3-3	54 *
4.	Cade Ballard to Braheam Murhpy	Pass	2-8	73 *
5.	Tyrell Robinson	KOR	-	21
6. GWU (10)	Janiero Crankfield	KOR	-	21
7.	Bailey Fisher to Janiero Crankfield	Pass	2-10	26
8.	Bailey Fisher to T.J. Luther	Pass	1-10	45
9.	Janiero Crankfield	KOR	-	33
10.	Bailey Fisher to Deland Thomas	Pass	2-5	24
11.	Jamari Brown	INT Return		67
12.	Bailey Fisher to T.J. Luther	Pass	1-10	53
13.	Bailey Fisher to Karim Page	Pass	1-10	29
14.	Bailey Fisher to T.J. Luther	Pass	2-14	53
15.	Bailey Fisher to Curtell Haywood	Pass	1-10	35
16. BUFFALO (6)	Quian Williams	KOR	-	26
17.	Cole Snyder to Ron Cook Jr.	Pass	2-13	20
18.	Ron Cook Jr.	KOR	-	26
19.	Ron Cook Jr.	KOR	-	23
20.	Ron Cook Jr.	KOR	-	25
21.	Ron Cook Jr.	KOR		29
22. GSU (5)	Darren Grainger to Ja'Cyais Credle	Pass	1-10	20
23.	Darren Grainger to Robert Lewis	Pass	1-10	29 *
24.	Darren Grainger to Jamari Thrash	Pass	2-7	26
25.	Jontrey Hunter	INT Return		77 *
26.	Darren Grainger to Ja'Cyais Credle	Pass	2-10	20
27. GS (7)	Kyle Vantrease to Derwin Burgess Jr.	Pass	1-10	34 *
28.	Jalen White	Rush	1-20	24
29.	Amare Jones	PR	-	50
30.	Jalen White	Rush	1-10	23
31.	Kyle Vantrease to Khaleb Hood	Pass	1-10	37
32.	Kyle Vantrease to Amare Jones	Pass	2-8	25
33.	Kyle Vantrease to Jeremy Singleton	Pass	2-17	24
34. ULM (6)	Malik Jackson	Rush	1-10	27
35.	Alred Luke	KOR	-	21
36.	Chandler Rogers to Tyrone Howell	Pass	1-10	21
37.	Chandler Rogers to Alred Luke	Pass	1-25	21
38.	Chandler Rogers to Tyrone Howell	Pass	1-10	42 *
39.	Chandler Rogers to Dariyan Wiley	Pass	3-7	25
40. ODU (11)	LeMareon James	KOR	-	27
41.	Blake Watson	Rush	2-2	25 *
42.	Hayden Wolff to Isaiah Spencer	Pass	2-3	22
43.	Hayden Wolff to Ali Jennings	Pass	2-12	21
44.	Blake Watson	Rush	1-10	58 *
45.	D.J. Mack Jr.	Rush	1-10	20 *
46.	Hayden Wolff to Isiah Paige	Pass	2-7	22 *
47.	Hayden Wolff to Ali Jennings	Pass	3-22	27
48.	D.J. Mack Jr. to Isaiah Spencer	Pass	1-10	21 *
49.	Blake Watson	Rush	2-2	67 *
50.	Blake Watson	Rush	2-8	33

OPPONENT BIG PLAYS (20+ YARDS)

* Touchdown

NO. OPPONENT	PLAYER(S)	PLAY	DOWN-DIST.	YDS.
51. MAR (9)	Cam Fancher to Corey Gammage	Pass	3-9	61
52.	Jayden Harrison	KOR	-	22
53.	Cam Fancher to Talik Keaton	Pass	2-4	28
54.	Khalan Laborn	Rush	1-10	26
55.	Cam Fancher to EJ Horton	Pass	2-10	23
56.	Jayden Harrison	KOR	-	24
57.	Cam Fancher to Corey Gammage	Pass	2-10	22
58.	Cam Fancher to Corey Gammage	Pass	1-10	54
59.	Cam Fancher to Charles Montgomery	Pass	1-10	20
60. APP (7)	Milan Tucker	KOR	-	24
61.	Milan Tucker	KOR	-	20
62.	Chase Brice to Kaedin Robinson	Pass	1-10	46
63.	Chase Brice to Christan Horn	Pass	2-6	23
64.	Chase Brice to Dalton Stroman	Pass	2-2	41 *
65.	Chase Brice to Christan Horn	Pass	2-1	22
66.	Chase Brice to Tyler Page	Pass	1-10	42 *
67. USM (11)	Tiaquelin Mims	KOR	-	23
68.	Tiaquelin Mims	KOR	-	35
69.	Trey Lowe III to Jason Brownlee	Pass	3-9	22
70.	Lakevias Daniel	INT return		21
71.	Trey Lowe III to Jason Brownlee	Pass	1-10	20
72.	Trey Lowe III to Frank Gore Jr.	Pass	2-10	23
73.	Trey Lowe III to Frank Gore Jr.	Pass	2-5	32
74.	Tiaquelin Mims	KOR	-	21
75.	Trey Lowe III to Jason Brownlee	Pass	3-15	46
76.	Trey Lowe III to Cole Cavallo	Pass	3-13	30
77.	Trey Lowe III to Frank Gore Jr.	Pass	2-10	24
78. JMU (9)	Percy Agyei-Obese	Rush	1-10	31
79.	Todd Centeio to Reggie Brown	Pass	2-5	21
80.	Todd Centeio to Devin Ravenel	Pass	2-7	43
81.	Todd Centeio to Reggie Brown	Pass	2-10	34 *
82.	Todd Centeio to Kris Thornton	Pass	3-10	27
83.	Todd Centeio to Devin Ravenel	Pass	1-10	26 *
84.	Percy Agyei-Obese	Rush	1-10	30
85.	Latrele Palmer	Rush	1-10	34
86.	Todd Centeio to Kris Thornton	Pass	1-10	28
87. TROY (10)	Gunnar Watson to Deyunkrea Lewis	Pass	2-11	21
88.	Gunnar Watson to Tez Johnson	Pass	3-8	29
89.	G. Watson to Deshon Stoudemire	Pass	1-10	65 *
90.	Gunnar Watson to RaJae' Johnson	Pass	2-1	27
91.	DK Billingsley	Rush	1-10	33 *
92.	Gunnar Watson to RaJae' Johnson	Pass	3-9	67 *
93.	Kimani Vidal	Rush	2-13	22
94.	Gunnar Watson to RaJae' Johnson	Pass	1-10	36 *
95.	Kimani Vidal	Rush	1-10	20

OPPONENT BIG PLAYS

2021 season: 77

2020 season: 66

2019 season: 80

THE LAST TIME BY A CHANTICLEER ...

RUSHING

30-plus Rushing Attempts: 32 by Lorenzo Taliaferro at Elon (09-28-13)
40 to 69-Yard Run (no touchdown): 56 by CJ Beasley vs. Southern Miss (11-12-22)
40 to 69-Yard Touchdown Run: 45 by Jared Brown vs. App State (11-03-22)
 70-Yard plus Run (no touchdown): 76 by Tyler Thigpen at Gardner-Webb (11-11-06)
 70-Yard plus Touchdown Run: 75 by Shermari Jones at South Alabama (11-26-21)
2-plus Rushing Touchdowns: 2 by Reese White vs. Southern Miss (11-12-22)
 4-plus Rushing Touchdowns: 4 by Lorenzo Taliaferro at Liberty (10-19-13)
100-Yard Rusher: 115 by CJ Beasley at ULM (10-08-22)
 Two Players with 100 Yards plus Rushing: 102 by Bryce Carpenter & 100 by CJ Marable
 at UMass (09-21-19)
 100 Yards Rushing and Receiving (Same Player): NA
100-Yard Rusher/100-Yard Receiver: by CJ Beasley (115) & Sam Pinckney (133)
 at ULM (10-08-22)

PASSING

30-plus Pass Completions: 32 by Bryce Carpenter vs. Troy (11-02-19)
 Consecutive Completions: 16 by Zach MacDowall at VMI (11-06-10)
 * Grayson McCall completed 16-straight passes over a three-game span
 vs. UMass (09-25-21); vs. ULM (10-02-21); at A-State (10-07-21) (1st half)
40-plus Pass Attempts: 41 by Grayson McCall at Troy (12-03-22)
 4-plus Touchdown Passes: 4 by Grayson McCall vs. Northern Illinois (12-17-21)
 5-plus Touchdown Passes: 5 by Grayson McCall vs. Texas State (11-20-21)
300-plus Yards Passing: 319 by Grayson McCall at Troy (12-03-22)
 400-plus Yards Passing: 415 by Alex Ross vs. The Citadel (11-28-15)
 100 Yards Rushing and 200 Passing: by Alex Ross (155-202) at Montana (12-07-13)
350-plus Yards Total Offense: 369 by Grayson McCall vs. Georgia Southern (10-01-22)

RECEIVING

10-plus Receptions: 11 by Sam Pinckney at Troy (12-03-22)
 3-plus Touchdown Receptions: 4 by Isaiah Likely at Arkansas State (10-07-21)
 Two Players with at least 2 TD Receptions: Chris Jones (2) and Tyrell Blanks (2)
 vs. Kennesaw State (11-14-15)
 200-plus Yards Receiving: 232 (8 rec.) by Isaiah Likely at Arkansas State (10-07-21)
 Two Players with 100-Yards Receiving: .. 105 by Tyrell Blanks (10) and 118 by Bruce Mapp (6)
 at Charlotte (11-08-14)
100-plus Receiving Yards by WR: 109 by Tyson Mobley (7 rec.) at Troy (12-03-22)
 100-plus Receiving Yards by RB: .. 129 by De'Angelo Henderson (7 rec.) at Furman (09-05-15)
 100-plus Receiving Yards by TE: 101 by Isaiah Likely (7 rec.) vs. Georgia State (11-13-21)
50-plus Yard Reception: 75 (TD) by Jared Brown vs. Old Dominion (10-15-22)
 80-plus Yard Reception: 99 (TD) by Isaiah Likely at Arkansas State (10-07-21)
Rushing and Receiving Touchdown: (1-1) by CJ Beasley vs. Buffalo (09-17-22)
 Passing and Receiving Touchdown: (1-1) by DeMario Bennett at Liberty (10-15-11)
 200-plus All-Purpose Yards: 236 (211 rush, 25 rec.) by Shermari Jones
 at South Alabama (11-26-21)

SCORING TDs

Responsible for at least 3 TDs: 4 (3 pass, 1 rush) by Grayson McCall at Troy (12-03-22)
 Responsible for 6-plus TDs: 6 (5 pass, 1 rush) by Zach MacDowall vs. Charleston So. (11-20-10)
 Scored 4-plus Touchdowns: 4 by Isaiah Likely at Arkansas State (10-07-21)
 Scored 20-plus Points: 24 by Isaiah Likely at Arkansas State (10-07-21)

DEFENSE

Had at least 15 Tackles: 15 by Teddy Gallagher at Georgia Southern (10-19-19)
 Had 20-plus Tackles: 20 by Quinn Backus vs. Liberty (11-22-14)
Had 3.0 or more Tackles-for-Loss: 3.0 by Josaiah Stewart vs. Southern Miss (11-12-22)
Had 2.0 or more Sacks: 2.0 by Josaiah Stewart vs. Southern Miss (11-12-22)
 Recorded a Safety: C.J. Brewer and Mateo Supido vs. Georgia State (11-13-21)
Created Two Turnovers: 2 (INTs) by Lance Boykin vs. Gardner-Webb (09-10-22)
Intercepted a Pass: by Tavyn Jackson vs. App State (11-03-22)
 Interception Return for TD: by D'Jordan Strong (38 yards) vs. Appalachian State (11-21-20)
Two INTs in a Game, Same Player: by Lance Boykin vs. Gardner-Webb (09-10-22)
 3-plus INTs in a Game, Same Player: 3 by LaDarius Hawthorne vs. N.C. A&T (09-01-12)
3-plus Pass Breakups: 4 by Lance Boykin vs. Southern Miss (11-12-22)
Forced Fumble & Recovered Fumble in a Game: by JT Killen at Georgia State (09-22-22)
 Forced 2-plus Fumbles: 2 by Josaiah Stewart at Georgia Southern (11-06-21)
Recovered 2-plus Fumbles: 2 by JT Killen at ULM (10-08-22)
Fumble Recovered/Returned for TD: 21 yards by Jahmar Brown vs. Buffalo (09-17-22)
 Defensive Extra Point: 86 yards by Preston Carey at UAB (09-16-17)
 Scored Two Defensive TDs: ..Alex Searce (INT, fumble rec) vs Central Conn State (11-22-16)

SPECIAL TEAMS

Returned Opening Kick for a Touchdown: NA
Kickoff Return for Touchdown: 95 yards by Matthew McDoom vs. GWU (09-10-22)
Returned a Kickoff 50-plus Yards: 50 yards by Matthew McDoom at GSU (09-22-22)
 Punt Return for Touchdown: 72 yards by Ky'Jon Tyler at ULM (11-23-19)
 Returned a Punt 40-plus Yards: 50 yards by Alex Spillum at Buffalo (09-18-21)
 Blocked a Punt: by Alex Spillum at Georgia Southern (11-06-21)
 Punt Blocked & Returned for a TD: Blocked by Alex Spillum
 Returned 33 yards by Mason Shelton at Georgia Southern (11-06-21)
 Punt Blocked for a Safety: by Jarius McMillan at Jacksonville State (09-17-16)
 Blocked a PAT: by Jeffrey Gunter vs. Kansas (09-10-21)
Blocked a FG: by Jerrod Clark at James Madison (11-26-22)
 Returned Blocked FG for a TD: 65 yards by Kenneth Daniels (blocked by Myles White)
 vs. Furman (09-24-16)
Had a 50-plus Yard Punt: 54 yards by Evan Crenshaw vs. App State (11-03-22)
 Had a 60-plus Yard Punt: 62 yards by Charles Ouverson vs. Appalachian State (11-21-20)
Had a 45-plus Yard FG: 48 yards by Kade Hensley vs. Gardner-Webb (09-10-22)
 Had a 50-plus Yard FG: 50 yards by Massimo Biscardi at Appalachian State (10-20-21)
Missed an Extra Point: by Kade Hensley vs. Southern Miss (Blocked) (11-12-22)
 Two-Point Conversion By Rush: by Grayson McCall vs. #23 Liberty (12-26-20)
 Two-Point Conversion By Pass: by Grayson McCall to Isaiah Likely
 vs. Northern Illinois (12-17-21)

THE LAST TIME COASTAL CAROLINA ...

RUSHING

Team Had 50 Rushing Attempts:52 at Georgia State (09-22-22)
 Team Had 60 Rushing Attempts:67 vs. Liberty (11-17-16)
 Team Netted 300-plus Yards Rushing:315 at South Alabama (11-26-21)
 Team Netted 400-plus Yards Rushing:406 at Texas State (11-28-20)
Team Failed To Net 50 Yards Rushing:46 vs. Gardner-Webb (09-10-22)
Team Failed To Net 100 Yards Rushing:90 at James Madison (11-26-22)
 Team Rushed for 5-plus Touchdowns:5 vs. The Citadel (09-02-21)

PASSING

Team Completed 20-plus Passes:29 at Troy (12-03-22)
 Team Attempted 40-plus Passes:41 at Troy (12-03-22)
 Team Gained 300-plus Yards Passing:319 at Troy (12-03-22)
Team Failed To Gain 100 Yards Passing:93 at James Madison (11-26-22)
 Team Passed for 4-plus Touchdowns:4 vs. Northern Illinois (12-17-21)
 Team Passed for 5-plus Touchdowns:5 vs. Texas State (11-20-21)

TOTAL YARDS

Team Gained 400 Total Offensive Yards:.....432 at Troy (12-03-22)
Team Gained 500 Total Offensive Yards:.....540 at Georgia State (09-22-22)
 Team Gained 600 Total Offensive Yards:685 at Arkansas State (10-07-21)
Team Failed to Gain 300 Total Offensive Yards:271 at Marshall (10-29-22)
Team Failed to Gain 200 Total Offensive Yards:183 at James Madison (11-26-22)
 Team Failed to Score a Touchdown:at Stony Brook (10-29-11)

MISCELLANEOUS

MOST IN A QUARTER

COASTAL CAROLINA

Points:35 points - 2nd quarter at North Greenville (09-25-03)
 Team Yards Rushing:192 yards - 2nd quarter vs. Chowan (10-15-07)
 Team Yards Passing:193 yards - 2nd quarter at Old Dominion (12-01-12)
 Team Yards Total Offense:269 yards - 2nd quarter at UMass (09-21-19)
 Individual Yards Rushing:148 yards - Mike Tolbert, 4th quarter vs. VMI (10-27-07)
 Individual Yards Passing:193 yards - Aramis Hillary, 2nd quarter
at Old Dominion (12-01-12)
 Individual Yards Receiving:129 yards - Jerome Simpson, 4th quarter
vs. James Madison (09-10-05)

OPPONENT

Points:28 points - 1st quarter at South Carolina (11-23-13)
 Team Yards Rushing:233 yards - 3rd quarter vs. Georgia Southern (11-17-18)
 Team Yards Passing:204 yards - 4th quarter vs. Davidson (09-11-04)
 Team Yards Total Offense:272 yards - 3rd quarter at Georgia State (10-27-18)
 Individual Yards Rushing:177 yards - Monte Purvus, 3rd quarter
vs. Winston-Salem State (09-08-07)
 Individual Yards Passing:204 yards - Damion White, 4th quarter vs. Davidson (09-11-04)
 Individual Yards Receiving:92 yards - Terriun Crump, 1st quarter
vs. Western Illinois (11-27-10)

THE LAST TIME BY AN OPPONENT ...

RUSHING

100-plus Rushing Yards:259 by Blake Watson vs. Old Dominion (10-15-22)
175-plus Rushing Yards:259 by Blake Watson vs. Old Dominion (10-15-22)
 Two Players with at least 100 Yards Rushing:by J. Ducker (146) & A. Brown (105)
vs. Northern Illinois (12-17-21)
 Three Players with at least 100 Yards Rushing:by Dan Ellington (128), Tra Barnett (110),
and Seth Paige (104) vs. Georgia State (10-12-19)
3 Rushing Touchdowns:3 by DK Billingsley 29 at Troy (12-03-22)

PASSING

25-plus Pass Completions:27 by Chandler Rogers at ULM (10-08-22)
40-plus Pass Attempts:43 by Kyle Vantrease vs. Georgia Southern (10-01-22)
4 Touchdown Passes:4 by Todd Centeio at James Madison (11-26-22)
 5 Touchdown Passes:5 by Justice Hansen at Arkansas State (10-14-17)
300-plus Yards Passing:318 yards by Gunnar Watson at Troy (12-03-22)
400-plus Yards Passing:403 yards by Bailey Fisher vs. Gardner-Webb (09-10-22)
 100 Yards Rushing and 200 Yards Passing:by Malik Willis (137 rush, 220 pass)
vs. #23 Liberty (12-26-20)

RECEIVING

10-plus Receptions:11 by Cutrell Haywood vs. Gardner-Webb (09-10-22)
 3-plus Touchdown Receptions:3 by Jamarius Way at South Alabama (11-23-18)
100-plus Yards Receiving:134 yards by Rajae' Johnson at Troy (12-03-22)
 Two Players with 100 Yards Receiving:by Jalen Tolbert (191) and Jalen Wayne (111)
at South Alabama (11-26-21)

DEFENSE

Had at least 15 Tackles:21 by Carlton Martial at Troy (12-12-20)
Had 3.0 or more Tackles-for-Loss:.....3.5 by Jamare Edwards at James Madison (11-26-22)
 Had 2.5 or more Sacks:3.0 by Jordan Fehr vs. Appalachian State (11-03-18)
 Recorded a Safety:Team Safety vs. Appalachian State (11-03-18)
Intercepted a Pass:.....by Jalen Green at James Madison (11-26-22)
Interception Return for TD:77 yards by Jontrey Hunter at Georgia State (09-22-22)
 Fumble Recovered for TD:28 yard recovery by Christian Albertson at ECU (09-14-13)
 Defensive Extra Point:NA

SPECIAL TEAMS

Kickoff Return for Touchdown:96 by Marcus Jones vs. Troy (09-28-18)
 Returned Opening Kick for a TD:96 by Marcus Jones vs. Troy (09-28-18)
 Punt Return for Touchdown:by Wesley Kennedy III (60 yards) vs. Georgia Southern (10-24-20)
 Blocked Punt Return for Touchdown:2 by Jonathan Coats at Stony Brook (10-29-11)
 Blocked a Punt:by Demetrius Taylor at Appalachian State (09-28-19)
Blocked a PAT:by Josh Ratcliff vs. Southern Miss (11-12-22)
 Blocked a FG:by Elijah James vs. #23 Liberty (12-26-20)
 50-plus Yard Field Goal:50 yards by John Lunsford vs. Liberty (10-27-12)
 Two-Point Conversion by Rush:by Mike Holloway vs. Charleston Southern (10-01-16)
 Two-Point Conversion by Pass:.....by Caullin Lacy from Jake Bentley
at South Alabama (11-26-21)

LARGEST CROWDS: BROOKS STADIUM

	CROWD	OPPONENT	DATE	"EVENT"
1.	21,224	Appalachian State	11-03-22	Black Out
2.	21,165	Army West Point	09-03-22	Season Opener/Teal Out
3.	19,139	Georgia Southern	10-01-22	Family Weekend
4.	18,674	ULM	10-02-21	Family/SBC Opener
5.	17,697	Kansas	09-10-21	White Out
6.	17,249	Georgia State	10-12-19	Family/Hall of Fame
7.	16,814	Old Dominion	10-15-22	Homecoming/HOF
8.	16,744	Georgia State	11-13-21	Homecoming/HoF
9.	16,236	The Citadel	09-02-21	Season Opener
10.	16,203	Southern Miss	11-12-22	Senior Night
11.	15,991	Georgia State	10-07-17	Family Weekend
12.	15,951	Georgia Southern	12-02-17	Season Finale
13.	15,545	Troy	11-11-17	Hall of Fame
14.	15,261	UMass	09-25-21	Teal Out
15.	15,098	Troy	11-02-19	Homecoming
16.	15,012	Texas State	11-30-19	Season Finale
17.	14,996	Western Illinois	09-23-17	--
18.	14,857	Louisiana	11-09-19	100th Home Game
19.	14,237	Eastern Michigan	08-31-19	Season/Home Opener
20.	13,997	Texas State	10-28-17	Homecoming
21.	13,659	Norfolk State	09-14-19	Extra Yard for Teachers
22.	13,372	Buffalo	09-17-22	White Out
23.	13,274	UMass	09-02-17	Season/Home Opener
24.	13,004	Appalachian State	11-03-18	Homecoming
25.	12,261	Gardner-Webb	09-10-22	--
26.	11,689	Troy	10-28-21	Black Out
27.	11,506	ULM	10-13-18	Family Weekend
28.	10,386	Texas State	11-20-21	Senior Day
29.	10,311	Furman	09-24-16	Family Weekend
	10,311	Bryant	09-26-15	Family Weekend
	10,311	Western Illinois	09-19-15	Home Opener

LARGEST CROWDS: CCU ROAD GAMES

	CROWD	OPPONENT	DATE	"EVENT"
1.	106,577	at Penn State	08-30-08	Season Opener
2.	91,946	at Georgia	09-17-11	—
3.	81,411	at South Carolina	11-23-13	—
4.	75,126	at South Carolina	09-01-18	Season Opener
5.	74,429	at Clemson	10-31-09	—
6.	61,476	at Arkansas	11-04-17	—
7.	57,862	at West Virginia	09-04-10	Season Opener
8.	33,493	at Kansas	09-07-19	—
9.	31,061	at Appalachian State	10-20-21	Wednesday Night
10.	30,179	at Appalachian State	10-21-17	—
11.	25,916	at Arkansas State	10-14-17	—
12.	25,055	at Appalachian State	09-28-19	—
13.	24,954	at Marshall	10-29-22	Homecoming
14.	24,789	at UAB	09-16-17	—

CCU MOST CONSECUTIVE ...

100-yard Rushing Games: 5, De'Angelo Henderson (09-12-15 to 10-10-15)
 5, Lorenzo Taliaferro (9-28-14 to 11-02-14)

CCU CURRENT: — *None*.

Games with a rushing TD:29, De'Angelo Henderson (08-30-14 to 09-17-16)

CCU CURRENT: — *1, Grayson McCall; 1 Nate Hope II*.

Completions: 16, Grayson McCall (Over 3 games; 09-25-21 to 10-07-21)

..... 16, Kilton Anderson (Over 2 games; 09-08-18 to 09-12-18)

.....16, Zach MacDowall at VMI (11-06-10)

CCU CURRENT: — *3, Bryce Carpenter*.

200-yard Passing Games: 7, Alex Ross (09-27-14 to 11-15-14)

CCU CURRENT: — *2, Grayson McCall*.

300-yard Passing Games: 3, Tyler Thigpen

(11-11-06 to 11-25-06 —last three games of 2006)

CCU CURRENT: — *1, Grayson McCall*.

Pass Attempts without an INT: 211, Grayson McCall

(Sept. 17, 2022 - vs. Buffalo through Nov. 3, 2022 - vs. Appalachian State)

CCU CURRENT: — *29, Bryce Carpenter; 2, Bryce Archie*.

Games with TD Pass: 23, Grayson McCall

(12-12-20 to current - last 2 games of 2020, 11 games in 2021, and all 10 games played in 2022)

CCU CURRENT: — *23- Grayson McCall; 1, Jarrett Guest*.

Games with a Reception: 32, CJ Marable (9-29-18 to 12-26-20)

..... (last eight games of 2018 and all 12 games in both 2019 and 2020)

CCU CURRENT: — *12, Tyson Mobley; 12 Sam Pinckney; 12, Jared Brown;*

..... *10, Braydon Bennett; 2, Xavier Gravette; 1, CJ Beasley; 1, Reese White*.

Games with a TD Reception: 9, Jerome Simpson (09-30-06 to 09-01-07)

..... (last eight games of 2006 and first game of 2007)

CCU CURRENT: — *2, Tyson Mobley; 1, Sam Pinckney; 1, Jared Brown*.

PATs Made:85, Josh Hoke (10-23-04 to 10-07-06)

..... (last 28 of 2004, all 38 of 2005 and 1st 19 of 2006)

CCU CURRENT: — *8, Liam Gray; 3, Kade Hensley*.

FGs Made: 10, Ryan Granger (09-19-15 to 10-24-15)

CCU CURRENT: — *3, Kade Hensley*.

Games Scoring a TD:35, De'Angelo Henderson (08-30-14 to 11-26-16)

..... (14 games in 2014, 12 games in 2015 and all nine of his games played in 2016)

CCU CURRENT: — *2, Tyson Mobley; 1, Sam Pinckney; 1, Jared Brown;*

..... *1, Grayson McCall; 1, Nate Hope II*.

Games Scoring a Point:43, Josh Hoke (09-20-03 to 11-25-06)

(last nine games of 2003, all 11 games of 2004, all 11 games of 2005 and in all 12 games of 2006 ... only game Hoke didn't score was vs. Morehead State in 2003 - missed a PAT)

CCU CURRENT: — *12, Kade Hensley; 2, Tyson Mobley; 1, Grayson McCall; 1,*

Sam Pinckney; 1, Jared Brown; 1, Nate Hope II.

OFFENSIVE NUMBERS

MOST 100-YARD RUSHING GAMES

No.	Name	Season	No.	Name	Career
9	De'Angelo Henderson	2014	25	De'Angelo Henderson	2013-16
9	Lorenzo Taliaferro	2013	10	CJ Marable	2018-20
8	De'Angelo Henderson	2015	9	Lorenzo Taliaferro	2012-13
7	De'Angelo Henderson	2016	6	Patrick Hall	2003-05
6	CJ Marable	2019	5	Aundres Perkins	2003-06
4	Shermari Jones	2021	4	Shermari Jones	2020-21
3	CJ Marable	2020	4	Mike Tolbert	2004-07
3	Braydon Benett	2021	4	Osharmar Abercrombie	2013-17
2	CJ Beasley	2022	3	Eric O'Neal	2007-10
1	Reese White	2022	2	Multiple Chants	-

ALL TIME 100-PLUS YARD RUSHING

	YARDS	NAME (ATTEMPTS)	OPPONENT	DATE
1.	244	Mike Tolbert (13)	VMI	10-27-07
2.	211	Shermari Jones (23)	at South Alabama	11-26-21
3.	205	Lorenzo Taliaferro (32)	at Elon	09-28-13
4.	202	Aundres Perkins (34)	at North Greenville	09-25-03
5.	201	Patrick Hall (17)	at Davidson	11-08-03
6.	195	Patrick Hall (20)	Charleston Southern	11-20-04
7.	185	De'Angelo Henderson (20)	Furman	09-24-16
8.	174	Lorenzo Taliaferro (17)	at Eastern Kentucky	09-14-13
9.	172	CJ Marable (18)	at ULM	11-23-19
	172	De'Angelo Henderson (20)	South Carolina State	09-13-14
11.	171	Patrick Hall (17)	Savannah State	11-06-04
12.	165	De'Angelo Henderson (24)	Western Illinois	09-19-15
13.	164	De'Angelo Henderson (18)	Charleston Southern	10-01-16
14.	158	De'Angelo Henderson (28)	at Lamar	09-03-16
15.	157	CJ Marable (16)	at Texas State	11-28-20
	157	Lorenzo Taliaferro (25)	at South Carolina State	08-31-13
	157	Tommy Fraser (23)	Presbyterian	11-14-09
	157	Patrick Hall (19)	Jacksonville	11-13-04
19.	151	Lorenzo Taliaferro (26)	at Liberty	10-19-13
	151	Mike Tolbert (8)	at VMI	10-14-06
21.	149	Osharmar Abercrombie (17)	UMass	09-02-17
22.	148	CJ Marable (24)	at Kansas	09-07-19
23.	147	De'Angelo Henderson (27)	at Presbyterian	10-11-14
24.	145	Shermari Jones (16)	at Buffalo	09-18-21
25.	144	Lorenzo Taliaferro (24)	Gardner-Webb	10-12-13
26.	143	De'Angelo Henderson (24)	at North Dakota State	12-13-14
	143	Marcus Whitener (13)	Presbyterian	11-10-12
28.	142	CJ Beasley (25)	at Georgia State	09-22-22
	142	CJ Marable (28)	at Arkansas State	11-16-19
30.	140	Marcus Outlow (20)	UAB	09-08-18
31.	139	De'Angelo Henderson (20)	Liberty	11-17-16
	139	Lorenzo Taliaferro (24)	Charlotte	11-02-13
33.	136	De'Angelo Henderson (21)	Bryant	09-26-15
	136	De'Angelo Henderson (24)	at South Carolina State	09-12-15
35.	135	De'Angelo Henderson (22)	Hampton	11-26-16
36.	134	De'Angelo Henderson (19)	Richmond	12-06-14
	134	De'Angelo Henderson (20)	at Furman	10-04-14
38.	133	Reese White (21)	Army West Point	09-03-22
	133	Osharmar Abercrombie (19)	Georgia Southern	12-02-17
	133	Kenneth Daniels (13)	Monmouth	11-05-16
	133	Jamie Fordham (13)	Presbyterian	10-20-07
42.	132	CJ Marable (23)	No. 8 BYU	12-05-20
	132	Lorenzo Taliaferro (16)	Presbyterian	11-16-13
44.	131	De'Angelo Henderson (19)	at North Carolina A&T	09-06-14
45.	130	Eric O'Neal (23)	North Carolina A&T	09-26-09
46.	128	Braydon Bennett (10)	Georgia State	11-13-21
	128	CJ Marable (12)	at Georgia State	10-27-18
	128	De'Angelo Henderson (13)	Florida A&M	09-10-16
49.	127	Patrick Hall (25)	at Charleston Southern	11-19-05
50.	126	Lorenzo Taliaferro (15)	VMI	10-26-13
51.	124	De'Angelo Henderson (25)	Presbyterian	10-10-15
52.	123	Alex Ross (21)	at Montana	12-07-13
53.	121	CJ Marable (25)	Texas State	11-30-19
	121	Ryan Lee (16)	Monmouth	11-05-16
55.	120	CJ Marable (20)	at Troy	12-12-20
	120	Jah-Maine Martin (10)	at Presbyterian	10-29-16
57.	119	Tyler Thigpen (10)	at Gardner-Webb	11-11-06
58.	117	De'Angelo Henderson (10)	Charlotte	11-02-13
	117	Aundres Perkins (20)	at Jacksonville	09-20-03

60.	116	Ren McKinnon (7)	Charleston Southern	11-20-04
61.	115	CJ Beasley (15)	at ULM	10-08-22
	115	Aramis Hillary (14)	Charleston Southern	11-17-12
	115	Eric O'Neal (17)	Colgate	09-07-08
64.	114	Osharmar Abercrombie (11)	Bryant	11-12-16
	114	De'Angelo Henderson (11)	Gardner-Webb	11-07-15
	114	Aramis Hillary (14)	VMI	10-08-11
	114	Aundres Perkins (23)	Davidson	09-11-04
68.	113	Shermari Jones (10)	at Arkansas State	10-07-21
69.	112	Tyler Thigpen (11)	VMI	10-29-05
70.	110	De'Angelo Henderson (13)	Monmouth	11-15-14
	110	De'Angelo Henderson (12)	Charleston Southern	10-25-14
72.	109	Jeremy Height (20)	North Carolina A&T	09-01-12
	109	Travis Small (18)	at Western Carolina	11-19-11
	109	Jamie Fordham (22)	Delaware State	09-24-05
75.	108	Braydon Bennett (6)	vs. Northern Illinois	12-17-21
76.	107	De'Angelo Henderson (13)	at Florida A&M	09-20-14
	107	Mike Tolbert (10)	Liberty	10-23-04
78.	106	Marcus Whitener (13)	at Charleston Southern	11-12-11
79.	105	Aundres Perkins (12)	at Savannah State	10-25-03
80.	104	Marcus Outlow (15)	ULM	10-13-18
	104	Lorenzo Taliaferro (16)	at Montana	12-07-13
82.	103	De'Angelo Henderson (18)	Kennesaw State	11-14-15
	103	Patrick Hall (19)	at Gardner-Webb	10-30-04
84.	102	Reese White (14)	Kansas	09-10-21
	102	Bryce Carpenter (12)	at UMass	09-21-19
	102	Osharmar Abercrombie (10)	at Arkansas State	10-14-17
	102	De'Angelo Henderson (14)	Alabama A&M	10-03-15
	102	Eric O'Neal (24)	Liberty	11-13-10
89.	101	CJ Marable (19)	Norfolk State	09-14-19
	101	De'Angelo Henderson (22)	at Gardner-Webb	10-15-16
	101	De'Angelo Henderson (19)	The Citadel	11-28-15
	101	Aundres Perkins (15)	Gardner-Webb	10-04-03
93.	100	Shermari Jones (9)	The Citadel	09-02-21
	100	CJ Marable (15)	at UMass	09-21-19
	100	Kenneth Daniels (15)	at Presbyterian	10-29-16
	100	Arthur Sitton (6)	North Carolina Central	10-18-08
	100	Mike Tolbert (16)	Gardner-Webb	11-10-07

MULTIPLE 100-YARD PERFORMERS

100-Yard Rushers, Same Game

1.	195	Patrick Hall (20)	Charleston Southern	11-20-04
	116	Ren McKinnon (7)	Charleston Southern	11-20-04
2.	139	Lorenzo Taliaferro (24)	Charlotte	11-02-13
	117	De'Angelo Henderson (10)	Charlotte	11-02-13
3.	123	Alex Ross (21)	at Montana	12-07-13
	104	Lorenzo Taliaferro (16)	at Montana	12-07-13
4.	120	Jah-Maine Martin (10)	at Presbyterian	10-29-16
	100	Kenneth Daniels (15)	at Presbyterian	10-29-16
5.	133	Kenneth Daniels (13)	Monmouth	11-05-16
	121	Ryan Lee (16)	Monmouth	11-05-16
6.	102	Bryce Carpenter (12)	at UMass	09-21-19
	100	CJ Marable (15)	at UMass	09-21-19

100-Yard Receivers, Same Game

1.	105	Tyrell Blanks (5)	at Gardner-Webb	11-01-14
	101	Bruce Mapp (9)	at Gardner-Webb	11-01-14
2.	118	Bruce Mapp (6)	at Charlotte	11-08-14
	105	Tyrell Blanks (10)	at Charlotte	11-08-14

OFFENSIVE NUMBERS

MOST 100-YARD RECEIVING GAMES

No.	Name	Season	No.	Name	Career
6	Jaivon Heiligh	2021	11	Jaivon Heiligh	2018-21
5	Jerome Simpson	2006	7	Jerome Simpson	2004-07
4	Jaivon Heiligh	2020	7	Bruce Mapp	2013-16
4	Bruce Mapp	2014	5	Matt Hazel	2010-13
4	Sam Pinckney	2022	4	Isaiah Likely	2018-21
3	Matt Hazel	2013	4	Malcolm Williams	2016-18
2	Isaiah Likely	2021	4	Sam Pinckney	2022-present
2	Jared Brown	2022	3	Chris Jones	2014-17

ALL TIME 100-PLUS YARD RECEIVING

	YARDS	NAME (RECEPTIONS)	OPPONENT	DATE
1.	266	Malcolm Williams (9)	at ULM	09-30-17
2.	232	Isaiah Likely (8)	at Arkansas State	10-07-21
3.	207	Jerome Simpson (8)	at Georgia Southern	09-16-06
4.	178	Jaivon Heiligh (13)	vs. #23 Liberty	12-26-20
5.	174	John Israel (3)	Charleston Southern	10-25-14
6.	168	Chris Jones (6)	at Liberty	11-19-15
7.	162	Jerome Simpson (10)	James Madison	09-10-05
8.	155	Matt Hazel (9)	at Old Dominion	12-01-12
9.	153	Malcolm Williams (4)	at UMass	10-20-18
10.	151	Niccolo Mastromatteo (4)	at Gardner-Webb	11-03-12
	151	Jerome Simpson (9)	Furman	10-07-06
12.	147	Matt Hazel (9)	at Liberty	10-19-13
13.	145	Marquel Willis (7)	Liberty	10-04-08
	145	Jerome Simpson (6)	Liberty	10-28-06
15.	144	Brandon Whitley (8)	Liberty	11-13-10
16.	141	Ky'Jon Tyler (5)	at Appalachian State	10-21-17
17.	140	Bruce Mapp (4)	at Jacksonville State	09-17-16
18.	139	Jared Brown (5)	vs. Georgia Southern	10-01-22
19.	138	Jaivon Heiligh (11)	at Troy	12-12-20
20.	133	Sam Pinckney (9)	at ULM	10-08-22
	133	Jaivon Heiligh (6)	The Citadel	09-02-21
22.	132	Matt Hazel (9)	at Charleston Southern	11-09-13
	132	Jerome Simpson (7)	at Appalachian State	11-25-06
24.	131	Chris Jones (6)	Kennesaw State	11-14-15
	131	DeMario Bennett (6)	at Eastern Kentucky	09-14-13
26.	129	Jared Brown (5)	at Georgia State	09-22-22
	129	Bruce Mapp (7)	Presbyterian	10-10-15
	129	De'Angelo Henderson (7)	at Furman	09-05-15
29.	128	Matt Hazel (7)	at Furman	09-08-12
30.	122	Jaivon Heiligh (6)	Kansas	09-10-21
31.	120	Malcolm Williams (4)	Georgia Southern	12-02-17
	120	Bruce Mapp (3)	The Citadel	11-28-15
33.	119	Matt Hazel (7)	Presbyterian	11-16-13
34.	118	Jaivon Heiligh (5)	UMass	09-25-21
	118	Isaiah Likely (3)	Appalachian State	11-21-20
	118	Bruce Mapp (6)	at Charlotte	11-08-14
37.	116	Jaivon Heiligh (5)	Troy	10-28-21
38.	114	Niccolo Mastromatteo (7)	North Carolina A&T	09-01-12
39.	113	Sam Pinckney (7)	Old Dominion	10-15-22
40.	111	John Israel (8)	Monmouth	11-15-14
	111	Bruce Mapp (6)	at Presbyterian	10-14-14
42.	110	Rodney Burgess (10)	at Jacksonville	09-20-03
43.	109	Tyson Mobley (7)	at Troy	12-03-22
	109	Malcolm Williams (7)	at South Alabama	11-23-18
	109	Santini Washington (2)	at Wofford	09-09-06
46.	108	Jaivon Heiligh (8)	at #21 Louisiana	10-14-20
	108	Bruce Mapp (10)	at The Citadel	08-30-14
	108	Jerome Simpson (4)	Charleston (WV)	10-09-04
49.	107	Jaivon Heiligh (5)	Georgia Southern	10-24-20
	107	Isaiah Likely (6)	Texas State	11-30-19
	107	Jaivon Heiligh (12)	Troy	11-02-19
	107	Jerome Simpson (6)	Charleston Southern	11-18-06
53.	106	Sam Pinckney (4)	Southern Miss	11-12-22
	106	Chris Jones (4)	at Arkansas	11-04-17
55.	105	Tyrell Blanks (10)	at Charlotte	11-08-14
	105	Tyrell Blanks (5)	at Gardner-Webb	11-01-14
57.	103	Sam Pinckney (5)	Buffalo	09-17-22
	103	Jaivon Heiligh (6)	at Appalachian State	10-20-21
59.	101	Jaivon Heiligh (10)	Texas State	11-20-21
	101	Isaiah Likely (7)	Georgia State	11-13-21
	101	Bruce Mapp (9)	at Gardner-Webb	11-01-14
	101	Brandon Whitley (6)	at Richmond	10-02-10
63.	100	Chris Presley (6)	VMI	10-08-11

MOST 250-YARD PASSING GAMES

No.	Name	Season	No.	Name	Career
9	Tyler Thigpen	2006	19	Alex Ross	2012-15
8	Alex Ross	2014	18	Grayson McCall	2019-present
7	Grayson McCall	2022	10	Tyler Thigpen	2003-06
6	Grayson McCall	2021	8	Zach MacDowall	2008-10
6	Alex Ross	2015	7	Aramis Hillary	2010-12
6	Aramis Hillary	2012	2	Fred Payton	2018-20
5	Grayson McCall	2020	2	Tyler Keane	2013-17

ALL TIME 250-PLUS YARD PASSING

	YARDS	NAME (CMP-ATT-INT-TD)	OPPONENT	DATE
1.	415	Alex Ross (21-31-2-3)	The Citadel	11-28-15
2.	382	Zach MacDowall (25-37-0-3)	Liberty	11-13-10
	382	Zach MacDowall (24-44-2-2)	Liberty	10-04-08
4.	365	Grayson McCall (18-23-0-4)	at Arkansas State	10-07-21
5.	358	Grayson McCall (26-34-0-3)	Old Dominion	10-15-22
6.	356	Aramis Hillary (30-47-0-3)	at Toledo	09-22-12
7.	352	Aramis Hillary (21-39-2-3)	at Old Dominion	12-01-12
8.	370	Alex Ross (27-37-0-0)	at Charlotte	11-08-14
9.	351	Alex Ross (29-43-0-2)	at Gardner-Webb	11-01-14
	351	Tyler Thigpen (24-41-1-3)	at Appalachian State	11-25-06
11.	342	Alex Ross (16-30-1-3)	at Gardner-Webb	11-03-12
12.	338	Grayson McCall (24-29-1-3)	at Troy	12-12-20
	338	Alex Ross (34-47-0-2)	Elon	09-27-14
14.	335	Grayson McCall (23-34-0-3)	Georgia Southern	10-01-22
15.	332	Tyler Keane (17-29-0-2)	at Appalachian State	10-21-17
	332	Zach MacDowall (25-42-1-2)	Gardner-Webb	11-07-09
17.	329	Tyler Keane (18-31-2-4)	at ULM	09-30-17
18.	328	Alex Ross (27-36-0-2)	at Furman	09-05-15
19.	325	Alex Ross (17-32-1-1)	at Liberty	11-19-15
	325	Tyler Thigpen (23-36-2-3)	Charleston Southern	11-18-06
21.	322	Grayson McCall (20-29-1-4)	Arkansas State	10-03-20
22.	319	Grayson McCall (29-41-1-3)	at Troy	12-03-22
	319	Grayson McCall (22-28-0-5)	Texas State	11-20-21
24.	318	Grayson McCall (21-32-1-3)	vs. #23 Liberty	12-16-20
25.	316	Tyler Thigpen (16-25-2-2)	at Georgia Southern	09-16-06
26.	315	Grayson McCall (22-30-0-4)	vs. Northern Illinois	12-17-21
27.	314	Zach MacDowall (27-41-2-3)	Georgia Southern	09-18-10
28.	312	Tyler Thigpen (23-43-2-1)	Elon	09-02-06
29.	308	Grayson McCall (22-30-1-3)	Gardner-Webb	09-10-22
30.	306	Zach MacDowall (22-33-0-2)	Stony Brook	10-25-08
	306	Tyler Thigpen (22-27-0-2)	at Gardner-Webb	11-11-06
32.	304	Fred Payton (29-43-4)	Eastern Michigan	08-31-19
33.	301	William Richardson (16-24-0-1)	Winston-Salem State	09-08-07
34.	297	Alex Ross (22-29-1-3)	at Elon	09-28-13
35.	294	Grayson McCall (14-26-1-2)	Troy	10-28-21
	294	Alex Ross (24-39-1-3)	at Liberty	10-19-13
37.	292	Alex Ross (19-28-0-3)	at Eastern Kentucky	09-14-13
	292	Aramis Hillary (20-27-1-2)	at Furman	09-08-12
	292	Zach MacDowall (21-39-4-0)	Western Illinois	11-27-10
	292	Zach MacDowall (21-30-0-3)	at Gardner-Webb	11-08-08
41.	291	Grayson McCall (15-23-0-1)	at Appalachian State	10-20-21
42.	288	Tyler Thigpen (13-20-0-1)	at Wofford	09-09-06
43.	287	Tyler Thigpen (24-36-1-3)	James Madison	09-10-05
44.	285	Bryce Carpenter (32-45-0-1)	Troy	11-02-19
45.	282	Alex Ross (20-31-0-0)	at Monmouth	09-05-15
46.	279	Tyler Thigpen (12-19-0-1)	at Winston-Salem St.	09-30-06
47.	276	Alex Ross (12-17-0-3)	Charleston Southern	10-25-14
48.	274	Alex Ross (28-46-0-0)	at Charleston Southern	10-31-15
	274	Aramis Hillary (19-28-2-1)	North Carolina A&T	09-01-12
	274	Tyler Thigpen (21-33-0-3)	Furman	10-07-06
51.	273	Grayson McCall (11-16-0)	Campbell	09-18-20
52.	271	Aramis Hillary (23-36-0-1)	Stony Brook	10-13-12
53.	268	Grayson McCall (19-27-0-2)	at Georgia State	09-22-22
54.	263	Alex Ross (24-32-0-1)	at The Citadel	08-30-14
55.	262	Grayson McCall (16-19-0-1)	The Citadel	09-02-21
	262	Kilton Anderson (20-32-1-1)	at South Alabama	11-23-18
	262	Alex Ross (20-47-0-5)	Kennesaw State	11-14-15
58.	261	Alex Ross (21-37-3-1)	at North Carolina A&T	09-06-14
	261	Aramis Hillary (19-22-0-0)	at Presbyterian	11-10-12
60.	258	Alex Ross (18-30-1-2)	at Presbyterian	10-14-14
	257	Tyler Thigpen (16-28-2-2)	Liberty	10-28-06
62.	256	Alex Ross (13-18-0-4)	Bethune-Cookman	11-30-13
63.	255	Alex Ross (21-34-1-3)	Monmouth	11-15-14
	255	Aramis Hillary (18-24-0-3)	at North Carolina A&T	09-24-11
65.	254	Grayson McCall (18-24-0-4)	at Georgia State	10-31-20
	254	Zach MacDowall (18-24-1-2)	at VMI	11-06-10
67.	253	Grayson McCall (18-26-0-2)	Appalachian State	11-03-22
68.	252	Fred Payton (15-28-2-3)	Georgia Southern	10-24-20
69.	251	Grayson McCall (16-24-0-3)	Buffalo	09-17-22

COASTAL CAROLINA DRIVES

COASTAL CAROLINA LONGEST SCORING DRIVES

YARDS	HOW ENDED
99 at Arkansas State 2021 (2 plays, 00:39)	99 yd pass from McCall-Likely
99 UMass 2021 (9 plays, 4:27)	12 yd Reese White run
99 at Charlotte 2014 (10 plays, 3:51)	3 yd Alex Ross run
99 at South Carolina State 2013 (16 plays, 5:39)	1 yd Lorenzo Taliaferro run
99 at Gardner-Webb 2012 (3 plays, 1:14)	81 yd pass Ross-Mastromatteo
99 at VMI 2010 (7 plays, 3:05)	18 yd pass MacDowall-Willis
97 at Gardner-Webb 2006 (8 plays, 3:54)	3 yd Mike Tolbert run
97 Newberry 2003 (11 plays, 4:01)	9 yd Eushaun Tally run
96 at ULM 2022 (11 plays, 3:45)	2 yd Max Balthazar run
96 Gardner-Webb 2005 (13 plays, 5:22)	2 yd Aundres Perkins run
96 Mansfield 2005 (7 plays, 2:53)	3 yd Aundres Perkins run
96 Davidson 2004 (7 plays, 2:34)	45 yd pass Thigpen-Simpson
95 at South Alabama (19 plays, 9:27)	10 yd pass McCall-Heiligh
95 at North Dakota State 2014 (4 plays, 1:13)	2 yd De'Angelo Henderson run
95 Georgia Southern 2010 (7 plays, 1:36)	34 yd pass MacDowall-Willis
94 No. 8 BYU 2020 (17 plays, 9:05)	6 yd CJ Marable run
94 at Texas State 2020 (13 plays, 7:11)	9-yd Baden Pinson run
94 Arkansas State 2020 (18 plays, 8:38)	3 yd pass McCall-Marable
94 at Liberty 2015 (5 plays, 1:52)	71 yd De'Angelo Henderson run
94 at Charlotte 2014 (10 plays, 5:112)	4 yd Osharmar Abercrombie run
94 at Montana 2013 (3 plays, 1:24)	86 yd pass Ross-Bennett
94 at Eastern Kentucky 2013 (8 plays, 3:30)	2 yd pass Ross-Mapp
94 Liberty 2010 (7 plays, 4:07)	16 yd Rasheed Gause run
93 vs. UAB 2018 (9 plays, 3:44)	26 yd Kilton Anderson run
93 at Charleston Southern 2013 (9 plays, 3:07)	21 yd Catron FG
93 Gardner-Webb 2011 (8 plays, 3:10)	2 yd Travis Small run
93 James Madison 2005 (11 plays, 1:44)	8 yd pass Thigpen-Parks
92 at Georgia Southern 2021 (12 plays, 6:49)	7 yd Shermari Jones run
92 Troy 2019 (8 plays, 3:38)	3 yd Jacqez Hairston run
92 Stony Brook 2010 (8 plays, 3:08)	24 yd pass Hillary-Willis
91 The Citadel 2021 (10 plays, 5:53)	4 yd Reese White run
91 at UMass 2019 (10 plays, 4:49)	10 yd CJ Marable run
91 at Florida A&M 2014 (10 plays, 4:13)	2 yd De'Angelo Henderson run
91 at Eastern Kentucky 2013 (11 plays, 3:41)	10 yd pass Ross-Bennett
91 Liberty 2008 (15 plays, 4:05)	14 yd pass MacDowall-Willis
90 vs. #23 Liberty 2020 (7 plays, 3:52)	43-yd pass McCall-Latushko
90 at Troy 2020 (9 plays, 4:18)	20 yd pass McCall-Marable
90 at Liberty 2015 (4 plays, 1:34)	1 yd De'Angelo Henderson run
90 Hampton 2013 (13 play, 3:57)	6 yd pass Ross-Bennett
90 Delaware State 2010 (7 plays, 2:24)	24 yd pass D. Davis-Whitley
90 at Arkansas State 2019 (8 plays, 3:37)	31 yd pass Payton-J. Williams
90 at Liberty 2007 (10 plays, 3:46)	1 yd Arthur Sittton run

PLAYS	HOW ENDED
19 at South Alabama 2021 (95 yards, 9:27)	10 yd pass McCall-Heiligh
18 Arkansas State 2020 (94 yards, 8:38)	3 yd pass McCall-Marable
17 No. 8 BYU 2020 (94 yards, 9:05)	6 yd CJ Marable run
17 Liberty 2008 (48 yards, 6:24)	42 yd Durham FG
16 at Georgia State 2022 (84 yards, 9:07)	2 yd Nate Hope II run
16 at Troy 2020 (83 yards, 9:48)	6 yd pass McCall-Heiligh
16 at No. 21 Louisiana 2020 (75 yards, 8:12)	6 yd pass McCall-Heiligh
16 Troy 2019 (79 yards, 4:58)	25 yd Biscardi FG
16 Troy 2019 (57 yards, 7:19)	36 yd Biscardi FG
16 at South Carolina State 2013 (99 yards, 5:39)	1 yd Lorenzo Taliaferro run
15 12 times (last time vs. Georgia State 11-13-21)	24 yd Biscardi FG

TIME	HOW ENDED
9:48 at Troy 2020 (16 plays, 83 yards)	6 yd pass McCall-Heiligh
9:27 at South Alabama 2021 (19 plays, 95 yards)	10 yd pass McCall-Heiligh
9:07 at Georgia State 2022 (16 plays, 84 yards)	2 yd Nate Hope II run
9:05 No. 8 BYU 2020 (17 plays, 94 yards)	6 yd CJ Marable run
8:52 Georgia State 2021 (15 plays, 44 yards)	24 yd Biscardi FG
8:38 Arkansas State 2020 (18 plays, 94 yards)	3 yd pass McCall-Marable
8:28 at Clemson 2009 (15 plays, 64 yards)	31 yd Durham FG
8:24 Troy 2021 (14 plays, 78 yards)	4 yd Shermari Jones run
8:12 at Louisiana 2020 (16 plays, 75 yards)	6 yd pass McCall-Heiligh
8:10 at UMass 2018 (15 plays, 75 yards)	1 yd Marcus Outlow run
8:06 at Presbyterian 2012 (13 plays, 55 yards)	10 yd Alex Ross run
8:03 ULM 2021 (15 plays, 75 yards)	15 yd CJ Beasley run
8:01 at South Carolina 2018 (15 plays, 53 yards)	39 yd Biscardi FG
7:57 Arkansas State 2020 (14 plays, 83 yards)	3 yd pass McCall-Brown
7:49 Hampton 2013 (15 plays, 57 yards)	39 yd Granger FG

COASTAL CAROLINA SHORTEST SCORING DRIVES

YARDS (TD DRIVES ONLY)	HOW ENDED
1 Appalachian State 2022 (3 plays, 1:21)	2 yd Reese White run
2 Charleston Southern 2016 (2 plays, 0:40)	1 yd pass Keane-Henderson
2 Charleston Southern 2004 (2 plays, 0:40)	1 yd Aundres Perkins run
3 at Charleston Southern 2007 (1 play, 0:04)	3 yd Mike Tolbert run
4 UMass 2021 (2 plays, 0:41)	3 yd Grayson McCall run
4 at Troy 2020 (4 plays, 2:18)	2 yd Grayson McCall run
5 Georgia Southern 2007 (2 plays, 0:46)	6 yd Mike Tolbert run
5 Savannah State 2004 (2 plays, 0:45)	1 yd Josh Bauer run
5 Charleston (WV) 2003 (2 plays, 0:09)	5 yd Patrick Hall run

PLAYS (TD DRIVES ONLY— OT EXCLUDED)	HOW ENDED
1 Old Dominion 2022 (75 yards, 0:10)	75 yd pass McCall-J. Brown
1 at Georgia State 2022 (50 yards, 0:17)	50 yd pass McCall-J. Brown
1 vs. Buffalo 2022 (10 yards, 0:05)	10 yd CJ Beasley run
1 vs. Northern Illinois 2021 (34 yards, 0:09)	34 yd pass McCall-Bennett
1 Georgia State 2021 (75 yards, 0:15)	75 yd Braydon Bennett run
1 Appalachian State 2020 (75 yards, 0:11)	75 yd pass McCall-Likely
1 Georgia Southern 2020 (20 yards, 0:11)	20 yd Reese White run
1 Arkansas State 2020 (72 yards, 0:12)	72 yd pass McCall-Likely
1 Campbell 2020 (57 yards, 0:09)	57 yd pass McCall-Likely
1 at ULM 2019 (75 yards, 0:14)	75 yd CJ Marable run
1 at Campbell 2018 (76 yards, 0:16)	81 yd pass Anderson-Tyler
1 UAB 2018 (34 yards, 0:09)	34 yd CJ Marable run
1 at Presbyterian 2016 (20 yards, 0:05)	20 yd pass Keane-L. Brown
1 Charleston Southern 2014 (74 yards, 0:11)	74 yd pass Ross-Israel
1 at Florida A&M 2014 (14 yards, 0:07)	14 yd Osharmar Abercrombie run
1 Charlotte 2013 (39 yards, 0:07)	39 yd pass Ross-Bennett
1 VMI 2013 (49 yards, 0:09)	49 yd De'Angelo Henderson run
1 at VMI 2008 (21 yards, 0:09)	21 yd Eric O'Neal run
1 at Charleston Southern 2007 (3 yards, 0:04)	3 yd Mike Tolbert run
1 VMI 2007 (86 yards, 0:17)	86 yd Mike Tolbert run
1 Georgia Southern 2007 (61 yards, 0:10)	61 yd Jamie Fordham run
1 at VMI 2006 (80 yards, 0:34)	80 yd Mike Tolbert run
1 at Savannah State 2005 (60 yards, 0:10)	60 yd pass Thigpen-Simpson
1 Charleston Southern 2004 (68 yards, 0:10)	68 yd Patrick Hall run
1 Jacksonville 2004 (7 yards, 0:05)	7 yd Patrick Hall run
1 at VMI 2004 (30 yards, 0:08)	30 yd pass Thigpen-Parks
1 North Greenville 2004 (44 yards, 0:10)	44 yd Patrick Hall run
1 at Morehead State 2004 (11 yards, 0:08)	16 yd pass Thigpen-Simpson
1 at Charleston Southern 2003 (22 yards, 0:06)	22 yd pass Thigpen-D. Williams

TIME (TD DRIVES ONLY)	HOW ENDED
0:04 at Charleston Southern 2007 (1 play, 3 yards)	3 yd Mike Tolbert run
0:05 vs. Buffalo 2022 (1 play, 10 yards)	10 yd CJ Beasley run
0:05 at Presbyterian 2016 (1 play, 20 yards)	20 yd pass Keane-L. Brown
0:05 Jacksonville 2004 (1 play, 7 yards)	7 yd Patrick Hall run
0:06 at Charleston Southern 2003 (1 play, 22 yards)	22 yd pass Thigpen-Williams
0:07 at Florida A&M 2014 (14 yards, 0:07)	14 yd Osharmar Abercrombie run
0:07 Charlotte 2013 (1 play, 39 yards)	39 yd pass Ross-Bennett
0:08 at Georgia State 2022 (1 play, 50 yards)	50 yd pass McCall-J. Brown
0:08 at VMI 2004 (1 play, 30 yards)	30 yd pass Thigpen-Parks
0:08 at Morehead State 2004 (1 play, 11 yards)	16 yd pass Thigpen-Simpson
0:09 UAB 2018 (1 play, 34 yards)	34 yd CJ Marable run
0:09 vs. Northern Illinois 2021 (1 play, 34 yards)	34 yd pass McCall-Bennett
0:09 Campbell 2020 (1 play, 57 yards)	57 yd pass McCall-Likely
0:10 Old Dominion 2022 (1 play, 75 yards)	75 yd pass McCall-J. Brown

COASTAL CAROLINA DRIVES

COASTAL CAROLINA LONGEST DRIVES (ALL)

PLAYS	HOW ENDED
19 at South Alabama 2021 (95 yards, 9:27)	10 yd pass McCall-Heiligh
19 at Charleston Southern 2015 (62 yards, 5:01)	turnover on downs
18 Arkansas State 2020 (94 yards, 8:38)	3 yd pass McCall-Marable
17 No. 8 BYU 2020 (94 yards, 9:05)	6 yd CJ Marable run
17 Liberty 2008 (48 yards, 6:24)	42 yd Durham FG
16 at Troy 2020 (83 yards, 9:48)	6 yd pass McCall-Heiligh
16 at Troy 2020 (74 yards, 9:28)	turnover on downs
16 at Louisiana 2020 (75 yards, 8:12)	6 yd pass McCall-Heiligh
16 Troy 2019 (79 yards, 4:58)	25 yd Biscardi FG
16 Troy 2019 (57 yards, 7:19)	36 yd Biscardi FG
16 at Georgia State 2022 (84 yards, 9:07)	2 yd Nate Hope II run
16 at South Carolina State 2013 (99 yards, 5:39)	1 yd Lorenzo Taliaferro run
15 14 times (last time vs. App State 11/03/22)	turnover on downs
TIME	HOW ENDED
9:48 at Troy 2020 (16 plays, 83 yards)	6 yd pass McCall-Heiligh
9:27 at South Alabama 2021 (19 plays, 95 yards)	10 yd pass McCall-Heiligh
9:28 at Troy 2020 (16 plays, 74 yards)	turnover on downs
9:07 at Georgia State 2022 (16 plays, 84 yards)	2 yd Nate Hope II run
9:05 No. 8 BYU 2020 (17 plays, 94 yards)	6 yd CJ Marable run
8:52 Georgia State 2021 (15 plays, 44 yards)	24 yd Biscardi FG
8:38 Arkansas State 2020 (18 plays, 94 yards)	3 yd pass McCall-Marable
8:36 Appalachian State 2022 (15 plays, 59 yards)	turnover on downs
8:28 at Clemson 2009 (15 plays, 64 yards)	31 yd Durham FG
8:24 Troy 2021 (14 plays, 78 yards)	4 yd Shermari Jones run
8:12 at Louisiana 2020 (16 plays, 75 yards)	6 yd pass McCall-Heiligh
8:10 at UMass 2018 (15 plays, 75 yards)	1 yd Marcus Outlow run
8:06 at Presbyterian 2012 (13 plays, 55 yards)	10 yd Alex Ross run
8:05 Texas State 2021 (15 plays, 69 yards)	turnover on downs
8:03 ULM 2021 (15 plays, 75 yards)	15 yd CJ Beasley run
8:01 at South Carolina 2018 (15 plays, 53 yards)	39 yd Biscardi FG
7:57 Arkansas State 2020 (14 plays, 83 yards)	3 yd pass McCall-Brown
7:53 South Carolina State 2014 (11 plays, 22 yards)	Punt
7:49 at Arkansas State 2019 (13 plays, 57 yards)	turnover on downs
7:49 Hampton 2013 (15 plays, 57 yards)	39 yd Granger FG

COASTAL CAROLINA LONGEST DRIVES (ALL)

YARDS	HOW ENDED
99 at Arkansas State 2021 (2 plays, 00:39)	99 yd pass from McCall-Likely
99 UMass 2021 (9 plays, 4:27)	12 yd Reese White run
99 at Charlotte 2014 (10 plays, 3:51)	3 yd Alex Ross run
99 at South Carolina State 2013 (16 plays, 5:39)	1 yd Lorenzo Taliaferro run
99 at Gardner-Webb 2012 (3 plays, 1:14)	81 yd pass Ross-Mastromatteo
99 at VMI 2010 (7 plays, 3:05)	18 yd pass MacDowall-Willis
98 at ULM (4 plays, 2:21)	86 yd pass Keane-Williams
97 at Gardner-Webb 2006 (8 plays, 3:54)	3 yd Mike Tolbert run
97 Newberry 2003 (11 plays, 4:01)	9 yd Eushaun Tally run
96 at ULM 2022 (11 plays, 3:45)	2 yd Max Balthazar run
96 Gardner-Webb 2005 (13 plays, 5:22)	1 yd Aundres Perkins run
96 Mansfield 2005 (7 plays, 2:53)	3 yd Aundres Perkins run
96 Davidson 2004 (7 plays, 2:34)	45 yd pass Thigpen-Simpson
95 at South Alabama (19 plays, 9:27)	10 yd pass McCall-Heiligh
95 at North Dakota State 2014 (4 plays, 1:13)	2 yd De'Angelo Henderson run
95 Georgia Southern 2010 (7 plays, 1:36)	34 yd pass MacDowall-Willis
94 No. 8 BYU 2020 (17 plays, 9:05)	6 yd CJ Marable run
94 at Texas State 2020 (13 plays, 7:11)	9-yd Baden Pinson run
94 Arkansas State 2020 (18 plays, 8:38)	3 yd pass McCall-Marable
94 at Liberty 2015 (5 plays, 1:52)	71 yd De'Angelo Henderson run
94 at Charlotte 2014 (10 plays, 5:112)	4 yd Osharmar Abercrombie run
94 at Montana 2013 (3 plays, 1:24)	86 yd pass Ross-Bennett
94 at Eastern Kentucky 2013 (8 plays, 3:30)	2 yd pass Ross-Mapp
94 Liberty 2010 (7 plays, 4:07)	16 yd Rasheed Gause run
93 vs. UAB 2018 (9 plays, 3:44)	26 yd Kilton Anderson run
93 at Charleston Southern 2013 (9 plays, 3:07)	21 yd Catron FG
93 Gardner-Webb 2011 (8 plays, 3:10)	2 yd Travis Small run
93 James Madison 2005 (11 plays, 1:44)	8 yd pass Thigpen-Parks
92 at Georgia Southern 2021 (12 plays, 6:49)	7 yd Shermari Jones run
92 Troy 2019 (8 plays, 3:38)	3 yd Jacquez Hairston run
92 Stony Brook 2010 (8 plays, 3:08)	24 yd pass Hillary-Willis
91 The Citadel 2021 (10 plays, 5:53)	4 yd Reese White run
91 at UMass 2019 (10 plays, 4:49)	10 yd CJ Marable run
91 at Florida A&M 2014 (10 plays, 4:13)	2 yd De'Angelo Henderson run
91 at Eastern Kentucky 2013 (11 plays, 3:41)	10 yd pass Ross-Bennett
91 Liberty 2008 (15 plays, 4:05)	14 yd pass MacDowall-Willis
90 vs. #23 Liberty 2020 (7 plays, 3:52)	43-yd pass McCall-Latushko
90 at Troy 2020 (9 plays, 4:18)	20 yd pass McCall-Marable
90 at Liberty 2015 (4 plays, 1:34)	1 yd De'Angelo Henderson run
90 Hampton 2013 (13 play, 3:57)	6 yd pass Ross-Bennett
90 Delaware State 2010 (7 plays, 2:24)	24 yd pass D. Davis-Whitley
90 at Arkansas State 2019 (8 plays, 3:37)	31 yd pass Payton-J. Williams
90 at Liberty 2007 (10 plays, 3:46)	1 yd Arthur Sittton run

CHANTICLEER BIG PLAYS

LONGEST SCORING PLAYS IN COASTAL HISTORY

NOTE: The NCAA does not count Defensive 2-Pt Conversions in its statistics. However, CCU has had four in its history that would make this list if it did.

- Dontavais Johnson had a 100-yard INT return versus Charleston Southern (2012)
- Mike McClure had a 100-yard interception return at Furman (2012)
- Preston Carey scooped a Marcus Williamson blocked PAT and returned it 86 yards at UAB (2017)
- Sean Lundy scooped a Quinton Teal blocked PAT and returned it 80 yards versus Furman (2007)

NO.	YARDS	PLAYER	PLAY	GAME (DATE)
1.	100	Devin Brown	Kickoff Return	at Furman (09-05-15)
2.	99	Isaiah Likely	Pass from G. McCall	at Arkansas State (10-07-21)
	99	Devin Brown	Kickoff Return	at NC A&T (09-06-14)
4.	98	Devin Brown	Kickoff Return	at North Dakota St. (12-13-14)
5.	95	Matthew McDoom	Kickoff Return	Gardner-Webb (09-10-22)
	95	Devin Brown	Kickoff Return	VMI (10-26-13)
7.	94	Tarvorris Jolly	Blocked FG Return	Delaware State (09-25-10)
8.	93	Devin Brown	Kickoff Return	Western Illinois (09-19-15)
9.	91	Bruce Mapp	Pass from A. Ross	The Citadel (11-28-15)
	91	Niccolo Mastromatteo	Punt Return	Charleston Southern (11-20-10)
11.	87	Niccolo Mastromatteo	Punt Return	at Presbyterian (11-10-12)
	87	Greg Williamson	Punt Return	at Davidson (11-08-03)
13.	86	Malcolm Williams	Pass from T. Keane	at ULM (09-30-17)
	86	DeMario Bennett	Pass from A. Ross	at Montana (12-07-13)
	86	Tre Henderson	Kickoff Return	Gardner-Webb (10-22-11)
	86	Mike Tolbert	Rush	VMI (10-27-07)
17.	85	Arthur Sitton	Kickoff Return	VMI (10-27-07)
18.	81	Ky'Jon Tyler	Pass from K. Anderson	at Campbell (09-12-18)
	81	Niccolo Mastromatteo	Pass from A. Ross	at Gardner-Webb (11-03-12)
20.	80	CJ Marable	Rush	at Georgia State (10-27-18)
	80	Ky'Jon Tyler	Punt Return	Furman (09-24-16)
	80	Mike Tolbert	Rush	at VMI (10-14-06)
	80	Santini Washington	Pass from T. Thigpen	at Wofford (09-09-06)
24.	77	Ky'Jon Tyler	Kickoff Return	Hampton (11-26-16)
	77	Tyler Thigpen	Rush	VMI (10-29-05)
26.	75	Jared Brown	Pass from G. McCall	Old Dominion (10-15-22)
	75	Shermari Jones	Rush	at South Alabama (11-26-21)
	75	Braydon Bennett	Rush	Georgia State (11-13-21)
	75	Isaiah Likely	Pass from G. McCall	Appalachian State (11-21-20)
	75	CJ Marable	Rush	at ULM (11-23-19)
	75	Jamar Anderson	Pass from W. Richardson	Presbyterian (10-20-07)
32.	74	Kameron Brown	Pass from G. McCall	at App State (10-20-21)
	74	John Israel	Pass from A. Ross	Charleston Southern (10-25-14)
34.	73	Ky'Jon Tyler	Pass from T. Keane	at App State (10-21-17)
	73	Quinn Backus	Interception Return	Gardner-Webb (10-12-13)
36.	72	Sam Denmark	Pass from F. Payton	Georgia Southern (10-24-20)
	72	Isaiah Likely	Pass from G. McCall	Arkansas State (10-03-20)
	72	Ky'Jon Tyler	Punt Return	at ULM (11-23-19)
	72	Bruce Mapp	Pass from T. Keane	at Jacksonville St. (09-17-16)
40.	71	Braydon Bennett	Pass from G. McCall	Troy (10-28-21)
	71	Richie Sampson	Interception Return	at Lamar (09-03-16)
	71	De'Angelo Henderson	Rush	at Liberty (11-19-15)
43.	70	Mike Tolbert	Rush	Liberty (10-28-06)
	70	Patrick Hall	Rush	Savannah State (11-06-04)
	70	Chris McDonald	Rush	Charleston, W.Va. (10-09-04)

LONGEST NON-SCORING PLAYS IN COASTAL HISTORY

NO.	YARDS	PLAYER	PLAY	GAME (DATE)
1.	88	Ky'Jon Tyler	Kickoff Return	at ULM (09-30-17)
2.	87	Tre Henderson	Kickoff Return	at Appalachian State (09-29-12)
3.	83	Chris Jones	Pass from Alex Ross	at Liberty (11-19-15)
4.	82	David Parker	Kickoff Return	Jacksonville (11-13-04)
5.	78	Jeremy Height	Kickoff Return	Charleston Southern (11-20-10)
6.	76	Tyler Thigpen	Rush	at Gardner-Webb (11-11-06)
7.	74	Quinton Teal	Interception Return	at Savannah State (11-05-05)
8.	67	Reese White	Rush	Buffalo (09-17-22)
9.	67	Arthur Sitton	Rush	Towson (09-20-08)
10.	66	Tre Henderson	Kickoff Return	North Carolina A&T (09-01-12)
11.	65	Kameron Brown	Pass from Grayson McCall	Campbell (09-18-20)

RECORDS OF NOTE

OVERALL
YEAR-BY-YEAR RESULTS

YEAR	OVERALL	HOME	ROAD	NEUTRAL
2003	6-5	2-3	4-2	0-0
2004	10-1	7-0	3-1	0-0
2005	9-2	5-0	4-2	0-0
2006	9-3	5-1	4-2	0-0
2007	5-6	4-2	1-4	0-0
2008	6-6	2-4	4-2	0-0
2009	5-6	5-0	0-6	0-0
2010	6-6	3-3	3-3	0-0
2011	7-4	4-1	3-3	0-0
2012	8-5	3-2	5-3	0-0
2013	12-3	7-0	5-3	0-0
2014	12-2	5-1	7-1	0-0
2015	9-3	6-1	3-2	0-0
2016	10-2	7-1	3-1	0-0
2017	3-9	2-4	1-5	0-0
2018	5-7	1-4	4-3	0-0
2019	5-7	3-3	2-4	0-0
2020	11-1	6-0	5-0	0-1
2021	11-2	6-1	4-1	1-0
2022	9-3	6-1	3-2	0-0
Totals	158-83	89-32	68-50	1-1

CONFERENCE
YEAR-BY-YEAR RESULTS

YEAR	ALL	HOME	ROAD	FINISH
Big South				
2003	1-3	0-2	1-1	4th
2004	4-0	2-0	2-0	1st
2005	3-1	2-0	1-1	T-1st
2006	4-0	2-0	2-0	1st
2007	3-1	2-0	1-1	2nd
2008	1-4	0-3	1-1	T-5th
2009	3-3	3-0	0-3	T-4th
2010	5-1	2-1	3-0	T-1st
2011	3-3	2-1	1-2	T-3rd
2012	5-1	2-1	3-0	T-1st
2013	4-1	3-0	1-1	T-1st
2014	4-1	2-1	2-0	T-1st
2015	4-2	3-0	1-2	2nd
Totals	44-21	25-9	19-12	-

2016 Independent -Transition to FBS

YEAR	ALL	HOME	ROAD	FINISH
Sun Belt				
2017	2-6	1-3	1-3	T-10th
2018	2-6	0-4	2-2	4th (East)
2019	2-6	2-2	0-4	5th (East)
2020	8-0	4-0	4-0	1st (East)
2021	6-2	3-1	3-1	3rd (East)
2022	6-2	3-1	3-1	1st (East)
Totals	26-22	13-11	13-11	-
Overall	70-43	38-20	32-23	-

COASTAL'S
RECORD ...

OVERALL.....241 games	158-83 (.656)
• At Home	121 games 89-32 (.736)
• On the Road	118 games 68-50 (.576)
• Neutral Site.....	2 games 1-1 (.500)
<hr/>	
• vs. FBS Programs	74 games 39-35 (.527)
• vs. FCS Programs.....	158 games 111-47 (.703)
• vs. Non-D1 Programs ..	9 games 8-1 (.889)
<hr/>	
• as an FBS Program	73 games 44-29 (.603)
• as an FCS Program ..	168 games 114-54 (.679)
<hr/>	
CONFERENCE.....113 games	70-43 (.619)
• Big South.....	65 games 44-21 (.677)
• Sun Belt	48 games 26-22 (.542)
<hr/>	
POSTSEASON.....13 games	5-8 (.385)
• FBS Bowl Games.....	2 games 1-1 (.500)
• FCS Playoffs.....	10 games 4-6 (.400)
• Conference Champ.....	1 games 0-1 (.000)
<hr/>	
• At Home	4 games 2-2 (.500)
• On Road.....	7 games 2-5 (.286)
• Neutral Site.....	2 games 1-1 (.500)

VS. RANKED OPPS.33 games	11-22 (.333)
• vs. FBS Top 25.....	6 games 2-4 (.333)
• vs. FCS Top 25	27 games 9-18 (.333)
<hr/>	
• At Home	13 games 6-7 (.462)
• On Road.....	19 games 5-14 (.263)
• Neutral Site.....	1 game 0-1 (.000)
<hr/>	
• as an FBS Program	3 games 2-1 (.667)
• as an FCS Program	30 games 9-21 (.300)

OVERTIME GAMES.....13 games	7-6 (.538)
• At Home	3 games 1-2 (.333)
• On the Road	9 games 6-3 (.667)
• Neutral Site.....	1 game 0-1 (.000)

• as an FBS Program	3 games 1-2 (.333)
• as an FCS Program	10 games 6-4 (.600)

ON NATURAL GRASS.....115 games	85-30 (.739)
• At Home (2003-14) ...	69 games 52-17 (.754)
• On the Road	45 games 32-13 (.711)
• Neutral Site.....	1 game 1-0 (1.000)

ON ARTIFICIAL TURF126 games	73-53 (.579)
• At Home (2015-pres.)...	52 games 37-15 (.712)
• On the Road	73 games 36-37 (.493)
• Neutral Site.....	1 game 0-1 (.000)

POSTSEASON
PLAY

OVERALL.....13 games	5-8 (.385)
• FBS Bowl Games.....	2 games 1-1 (.500)
• FCS Playoffs.....	10 games 4-6 (.400)
• Conference Champ.	1 game 0-1 (.000)
<hr/>	
• At Home	4 games 2-2 (.500)
• On Road.....	7 games 2-5 (.286)
• Neutral Site.....	2 games 1-1 (.500)

CONFERENCE CHAMPIONSHIP GAMES			
DATE	OPPONENT	H/A	RESULT
12-03-22	Troy	A	L, 26-45

NCAA FCS PLAYOFFS			
DATE	OPPONENT	H/A	RESULT
11-25-06	#1 Appalachian State	A	L, 28-45
11-27-10	#21 Western Illinois	H	L, 10-17
11-24-12	#22 Bethune-Cookman	A	W, 24-14
12-01-12	#3 Old Dominion	A	L, 35-63
11-30-13	#12 Bethune-Cookman	H	W, 48-24
12-07-13	#4 Montana	A	W, 42-35
12-14-13	#1 North Dakota St.	A	L, 14-48
12-06-14	#16 Richmond	H	W, 36-15
12-13-14	#2 North Dakota St.	A	L, 32-39
11-28-15	#18 The Citadel	H	L, 38-41

NCAA FBS BOWL GAMES			
DATE	OPPONENT	H/A/N	RESULT
12-26-20	#23 Liberty (OT)	N	L, 34-37
12-17-21	Northern Illinois	N	W, 47-41

OVERTIME GAMES

OVERALL.....13 games	7-6 (.538)
• At Home	3 games 1-2 (.333)
• On the Road	9 games 6-3 (.667)
• Neutral Site.....	1 game 0-1 (.000)

• as an FBS Program.....	3 games 1-2 (.333)
• as an FCS Program	10 games 6-4 (.600)

OVERTIME GAMES			
DATE	OPPONENT	OT	RESULT
10-15-05	Gardner-Webb	OT	W, 34-31
10-22-05	at Liberty	3OT	W, 27-21
11-19-05	at Charleston So.	2OT	L, 27-34
10-20-07	Presbyterian	OT	L, 34-41
09-11-10	at Towson	5OT	L, 45-47
10-30-10	at Gardner-Webb	OT	W, 30-27
09-08-12	at Furman	3OT	W, 47-45
10-19-13	at Liberty	2OT	W, 55-52
10-04-14	at Furman	2OT	W, 37-31
10-01-16	#10 Charleston So.	2OT	L, 58-59
10-19-19	at Georgia Southern	3OT	L, 27-30
12-26-20	vs. #23 Liberty ^	OT	L, 34-37
11-26-21	at South Alabama	OT	W, 27-21

RECORDS OF NOTE

VERSUS
RANKED OPPONENTS

OVERALL.....33 games 11-22 (.333)
 • vs. FBS Top 25 6 games 2-4 (.333)
 • vs. FCS Top 25 27 games 9-18 (.333)

• At Home 13 games 6-7 (.462)
 • On Road 19 games 5-14 (.263)
 • Neutral Site 1 game 0-1 (.000)

• as an FBS Program 3 games 2-1 (.667)
 • as an FCS Program 30 games 9-21 (.300)

FBS RANKED OPPONENTS			
DATE	OPPONENT	H/A	RESULT
08-30-08	#22 Penn State	A	L, 10-66
09-04-10	#25 West Virginia	A	L, 0-31
11-23-13	#11 South Carolina	A	L, 10-70
10-14-20	#21 Louisiana	A	W, 30-27
12-05-20	#8 BYU	H	W, 22-17
12-26-20	#23 Liberty ^ (OT)	N	L, 34-37

FCS RANKED OPPONENTS			
DATE	OPPONENT	H/A	RESULT
09-10-05	#1 James Madison	H	W, 31-27
10-01-05	#17 S.C. State	A	W, 24-23
09-16-06	#24 Georgia Southern	A	L, 21-38
10-07-06	#3 Furman	H	W, 29-27
11-25-06	#1 Appalachian State	A	L, 28-45
09-22-07	#8 James Madison	A	L, 10-45
10-04-08	#20 Liberty	H	L, 38-43
10-02-10	#11 Richmond	A	L, 19-41
11-13-10	#11 Liberty	H	W, 45-31
11-27-10	#21 Western Illinois	H	L, 10-17
09-15-12	#20 Eastern Kentucky	H	L, 17-35
09-29-12	#17 Appalachian State	A	L, 14-55
10-13-12	#11 Stony Brook	H	L, 21-27
11-24-12	#22 Bethune-Cookman	A	W, 24-14
12-01-12	#3 Old Dominion	A	L, 35-63
09-14-13	#25 Eastern Kentucky	A	W, 51-32
11-09-13	#16 Charleston So.	A	L, 26-31
11-30-13	#12 Bethune-Cookman	H	W, 48-24
12-07-13	#4 Montana	A	W, 42-35
12-14-13	#1 North Dakota St.	A	L, 14-48
12-06-14	#16 Richmond	H	W, 36-15
12-13-14	#2 North Dakota St.	A	L, 32-39
10-31-15	#19 Charleston So.	A	L, 25-33
11-28-15	#18 The Citadel	H	L, 38-41
09-17-16	#4 Jacksonville State	A	L, 26-27
10-01-16	#10 Char. Southern (2OT)	H	L, 58-59
09-23-17	#19 Western Illinois	H	L, 10-52

^ FBC Mortgage Cure Bowl Game

HOMECOMING GAMES

OVERALL.....20 games 12-8 (.600)
 • as an FBS Program 6 games 2-4 (.333)
 • as an FCS Program 14 games 10-4 (.714)

HOMECOMING GAMES		
DATE	OPPONENT	RESULT
11-01-03	VMI	L, 10-19
11-06-04	Savannah State	W, 52-14
10-29-05	VMI	W, 38-14
11-04-06	Savannah State	W, 66-6
10-27-07	VMI	W, 42-35
10-25-08	Stony Brook	L, 24-28
11-07-09	Gardner-Webb	W, 26-21
10-23-10	Stony Brook	L, 28-38
10-22-11	Gardner-Webb	L, 24-26
10-27-12	Liberty	W, 36-12
11-02-13	Charlotte	W, 50-25
10-25-14	Charleston Southern	W, 43-22
10-03-15	Alabama A&M	W, 55-0
10-22-16	Central Connecticut State	W, 33-25
10-28-17	Texas State	L, 7-27
11-03-18	Appalachian State	L, 7-23
11-02-19	Troy	W, 36-25
11-07-20	South Alabama	W, 23-6
11-13-21	Georgia State	L, 40-42
10-15-22	Old Dominion	L, 21-49

SHUTOUT HISTORY

OVERALL.....10 games 5-5 (.500)
 • At Home 5 games 4-1 (.800)
 • On the Road 5 games 1-4 (.200)

• as an FBS Program 1 games 1-0 (1.000)
 • as an FCS Program 9 games 4-5 (.444)

SHUTOUT WINS		
DATE	OPPONENT	RESULT
10-11-03	Charleston (W.Va.)	W, 47-0
10-13-07	Chowan	W, 51-0
10-03-15	Alabama A&M	W, 55-0
11-17-15	Gardner-Webb	W, 46-0
10-31-20	at Georgia State	W, 51-0

SHUTOUT LOSSES		
DATE	OPPONENT	RESULT
11-22-08	Charleston Southern	L, 0-24
09-03-09	at Kent State	L, 0-18
09-04-10	at #25 West Virginia	L, 0-31
09-17-11	at Georgia	L, 0-59
10-29-11	at Stony Brook	L, 0-42

NON-SATURDAY GAMES

OVERALL.....19 games 13-6 (.684)
 • At Home 8 games 6-2 (.750)
 • On the Road 10 games 6-4 (.600)
 • Neutral Site 1 game 1-0 (1.000)

• as an FBS Program 14 games 11-3 (.785)
 • as an FCS Program 5 games 2-3 (.400)

WEDNESDAYS		
DATE	OPPONENT	RESULT
09-12-18	at Campbell	W, 58-21
10-14-20	at #21 Louisiana	W, 30-27
10-20-21	at Appalachian State	L, 27-30

THURSDAYS		
DATE	OPPONENT	RESULT
09-25-03	at North Greenville	W, 49-39
09-03-09	at Kent State	L, 0-18
11-19-15	at Liberty	L, 21-24
11-17-16	Liberty	W, 42-7
11-07-19	Louisiana	L, 7-48
09-02-21	The Citadel	W, 52-14
10-07-21	at Arkansas State	W, 52-20
10-28-21	Troy	W, 35-28
09-22-22	at Georgia State	W, 41-24
11-03-22	Appalachian State	W, 35-28

FRIDAYS		
DATE	OPPONENT	RESULT
11-23-18	at South Alabama	L, 28-31
09-18-20	Campbell	W, 43-21
09-10-21	Kansas	W, 49-22
11-26-21	at South Alabama	W, 27-21 (OT)
12-17-21	vs. Northern Illinois ^	W, 47-41

SUNDAYS		
DATE	OPPONENT	RESULT
09-07-08	Colgate	L, 19-23

^ Tailgreeter Cure Bowl Game

MISCELLANEOUS

Longest Winning Streak:

FBS..... 11 games
 (9-12-20 to 12-12-20)
 FCS 11 games
 (8-30-14 to 11-15-14)


Longest Losing Streak:

FBS..... 9 games
 (9-16-17 to 11-11-17)
 FCS 4 games
 (9-15-12 to 10-13-12)

Most Wins in a Season:

FBS..... 11 (2020 & 2021)
 FCS 12 (2012 & 2013)

BOX SCORES

	ARMY WEST POINT	28
	0-1	
	COASTAL CAROLINA	38
	1-0	

GAME 1 • SEPT. 3, 2022 • CONWAY, S.C. • BROOKS STADIUM (21,165)

SCORING SUMMARY

	1	2	3	4	F
Army West Point	7	7	7	7	28
Coastal Carolina	7	7	10	14	38

1st	07:25	ARMY	Tyrell Robinson 70 yd run (Quinn Maretzki kick), 4-84, 1:43	ARMY 7, CCU 0
	00:54	CCU	Reese White 6 yd pass from Grayson McCall (Kade Hensley kick), 12-85, 6:24	ARMY 7, CCU 7
2nd	12:21	CCU	Sam Pinckney 26 yd pass from Grayson McCall (Kade Hensley kick), 6-65, 2:33	CCU 14, ARMY 7
	03:09	ARMY	Jakobi Buchanan 1 yd run (Quinn Maretzki kick), 15-75, 9:12	CCU 14, ARMY 14
3rd	08:30	CCU	Kade Hensley 25 yd FG 13-68, 6:30	CCU 17, ARMY 14
	05:23	ARMY	Ay'Juan Marshall 54 yd pass from Tyhier Tyler (Quinn Maretzki kick), 6-75, 3:07	ARMY 21, CCU 17
	01:27	CCU	Reese White 14 yd pass from Grayson McCall (Kade Hensley kick), 8-65, 3:56	CCU 24, ARMY 21
4th	09:51	CCU	Reese White 2 yd run (Kade Hensley kick), 11-56, 5:09	CCU 31, ARMY 21
	08:58	ARMY	Braheam Murphy 73 yd pass from Cade Ballard (Quinn Maretzki), 2-75, 00:53	CCU 31, ARMY 28
	03:01	CCU	Grayson McCall 5 yd run (Kade Hensley kick), 10-75, 5:57	CCU 38, ARMY 28

TEAM STATISTICS

	ARMY	CCU
First Downs.....	11	30
Rushes-Yards.....	39-202	53-263
Passing Yards.....	142	174
Pass Att-Comp-Int.....	4-8-1	12-17-0
Total Offense.....	344	437
Fumbles-Lost.....	0-0	0-0
Penalties-Yards.....	6-47	4-21
Punts-Yards (Avg./Net).....	3-127 (42.3/42.3)	2-90 (45.0/45.0)
Kickoffs-Yards (Avg./Net).....	5-316 (63.2/41.8)	7-436 (62.3/40.0)
Punt Returns (No.-Yds.-TD).....	1-0-0	0-0-0
Kickoff Returns (No.-Yds.-TD).....	1-21-0	2-30-0
Interceptions (No.-Yds.-TD).....	0-0-0	1-0-0
Fumble Returns (No.-Yds.-TD).....	0-0-0	0-0-0
Time of Possession.....	23:44	36:16
Third-Down Conversions.....	5-of-12	4-of-11
Fourth-Down Conversions.....	2-of-3	3-of-3
Red-Zone Scores-Chances.....	1-1	5-6
Sacks By (No.-Yds.).....	0-0	1-7
Field Goals.....	0-0	1-1
Points Off Turnovers.....	0	7

INDIVIDUAL STATISTICS

RUSHING: ARMY — T. Robinson 9-135, 1; J. Buchanan 9-32, 1; T. Riley 11-29; A. Marshall 2-14; T. Tyler 5-5; TEAM 1-(-3); C. Ballard 2-(-10).
CCU — R. White 21-133, 1; C. Beasley 19-91; G. McCall 6-27, 1; Jar. Brown 1-11; B. Carpenter 4-4; A. Bedgood 1-(-1).
PASSING: ARMY — C. Ballard 3-5-0, 88, 1; T. Tyler 1-3-1, 54, 1.
CCU — G. McCall 12-17-0, 174, 3.
RECEIVING: ARMY — I. Alston 2-15; B. Murphy 1-73, 1; A. Marshall 1-54, 1.
CCU — T. Mobley 4-42; S. Pinckney 3-69, 1; Jar. Brown 2-29; R. White 2-20, 2; T. Roberts 1-14.
INTERCEPTIONS: ARMY — None. CCU — T. Jackson 1-0.
FUMBLE RECOVERIES: ARMY — None. CCU — None.
FORCED FUMBLES: ARMY — None. CCU — None.
TACKLES-FOR-LOSS: ARMY — L. Lowin 1.0-1; M. Broughton 0.5-1; A. Hill 0.5-1.
CCU — J. Stewart 1.5-2; K. Roberts 1.0-3; Jah. Brown 1.0-7; R. Wooden II 0.5-1;
S. Bruce 0.5-0; J. Killen 0.5-0.
SACKS: ARMY — None. CCU — Jah. Brown 1.0-7,

	GARDNER-WEBB	27
	1-1	
	COASTAL CAROLINA	31
	2-0	

GAME 2 • SEPT. 10, 2022 • CONWAY, S.C. • BROOKS STADIUM (12,261)

SCORING SUMMARY

	1	2	3	4	F
Gardner-Webb	0	10	10	7	27
Coastal Carolina	3	14	7	7	31

1st	04:36	CCU	Kade Hensley 48 yd FG 5-36, 2:44	CCU 3, GWU 0
2nd	06:10	GWU	Jay Billingsley 47 yd FG 4-0, 0:56	CCU 3, GWU 3
	05:57	CCU	Matthew McDoom 95 yd kickoff return (Kade Hensley kick), 0:00	CCU 10, GWU 3
	05:16	CCU	Tyson Mobley 21 yd pass from Grayson McCall (Kade Hensley kick), 2-33, 0:31	CCU 17, GWU 3
	02:39	GWU	Cutrell Haywood 2 yd pass from Bailey Fisher (Jay Billingsley kick), 9-75, 2:37	CCU 17, GWU 10
3rd	08:33	CCU	Tyson Mobley 7 yd pass from Grayson McCall (Kade Hensley kick), 8-71, 4:18	CCU 24, GWU 10
	06:05	GWU	Bailey Fisher 4 yd run (Jay Billingsley kick), 5-75, 2:28	CCU 24, GWU 17
	01:15	GWU	Jay Billingsley 29 yd FG 7-46, 3:07	CCU 24, GWU 20
4th	10:33	GWU	Bailey Fisher 5 yd run (Jay Billingsley kick), 5-67, 2:22	GWU 27, CCU 24
	06:25	CCU	Jacob Jenkins 7 yd pass from Grayson McCall (Kade Hensley kick), 10-84, 4:03	CCU 31, GWU 27



TEAM STATISTICS

	GWU	CCU
First Downs.....	23	20
Rushes-Yards.....	28-47	37-46
Passing Yards.....	448	308
Pass Att-Comp-Int.....	28-38-2	22-30-1
Total Offense.....	495	354
Fumbles-Lost.....	3-3	2-1
Penalties-Yards.....	10-70	7-62
Punts-Yards (Avg./Net).....	3-96 (32.0/26.7)	6-204 (34.0/34.0)
Kickoffs-Yards (Avg./Net).....	6-309 (51.5/28.8)	6-374 (62.3/39.8)
Punt Returns (No.-Yds.-TD).....	0-0-0	1-16-0
Kickoff Returns (No.-Yds.-TD).....	3-70-0	5-136-1
Interceptions (No.-Yds.-TD).....	1-54-0	2-0-0
Fumble Returns (No.-Yds.-TD).....	1-17-0	0-0-0
Time of Possession.....	26:12	33:48
Third-Down Conversions.....	3-of-9	6-of-13
Fourth-Down Conversions.....	0-of-0	0-of-0
Red-Zone Scores-Chances.....	4-5	2-2
Sacks By (No.-Yds.).....	4-19	4-42
Field Goals.....	2-2	1-1
Points Off Turnovers.....	3	7

INDIVIDUAL STATISTICS

RUSHING: GWU — D. Jones 10-33; B. Fisher 16-10, 2; N. Gaither 1-9; J. Crankfield 1-(-5).
CCU — R. White 13-35; C. Beasley 7-23; G. McCall 12-13; B. Carpenter 1-1; Team 4-(-26).
PASSING: GWU — B. Fisher 27-37-2, 403, 1; M. Huggins 1-1-0, 45.
CCU — G. McCall 22-30-1, 308, 3.
RECEIVING: GWU — C. Haywood 11-96, 1; T. Luther 5-188; K. Page 4-57; D. Thomas 4-47;
J. Crankfield 2-31; D. Jones 2-29.
CCU — S. Pinckney 7-87; Jared Brown 4-71; T. Mobley 3-50, 2; R. White 3-(-2);
J. Jenkins 2-23, 1; D. Fountain 1-32; T. Roberts 1-28; C. Beasley 1-17.
INTERCEPTIONS: GWU — None. CCU — T. Jackson 1-0.
FUMBLE RECOVERIES: ARMY — J. Brown 1. CCU — L. Boykin 2.
FORCED FUMBLES: GWU — None. CCU — T. Fletcher 1; J. Parker 1.
TACKLES-FOR-LOSS: GWU — W. McRainey 2.0-7; T. French 1.0-9; C. Wright 1.0-5;
J. Turner 1.0-4; T. Dunson 0.5-6; J. Brown 0.5-4; W. Harris 0.5-4; C. Jackson 0.5-1;
H. Wagner 0.5-1; S. McRae 0.5-1.
CCU — Jahmar Brown 2.0-19; B. Ryan 1.0-7; J. Clark 1.0-6; J. Killen 0.5-6; J. Stewart 0.5-5;
J. Griffin 0.5-4; S. Bruce 0.5-1; T. Pinkney 0.5-1; R. Wooden II 0.5-0.
SACKS: GWU — W. McRainey 1.0-6; C. Wright 1.0-5; J. Turner 1.0-4; T. French 0.5-3;
C. Jackson 0.5-1.
CCU — Jahmar Brown 1.0-15; B. Ryan 1.0-7; J. Killen 0.5-6; J. Clark 0.5-5; J. Stewart 0.5-5; J.
Griffin 0.5-4.

BOX SCORES

	BUFFALO	26
	0-3	
	COASTAL CAROLINA	38
	3-0	

GAME 3 • SEPT. 17, 2022 • CONWAY, S.C. • BROOKS STADIUM (13,372)

SCORING SUMMARY

			1	2	3	4	F
Buffalo			6	10	3	7	26
Coastal Carolina			7	7	3	21	38
1st	11:41	BUF	Alex McNulty	36 yd FG		7-27, 2:47	
	07:33	CCU	Jackob Jenkins 34 yd pass from Grayson McCall (Kade Hensley kick), 4-43, 1:42				
						CCU 7, BUF 3	
	01:17	BUF	Alex McNulty	47 yd FG		9-38, 3:46	
2nd	08:47	BUF	Alex McNulty	42 yd FG		15-68, 7:14	
	05:48	CCU	CJ Beasley 10 yd run (Kade Hensley kick), 1-10, 0:05				
						CCU 14, BUF 9	
	00:36	BUF	Justin Marshall 15 yd pass from Cole Snyder (Alex McNulty kick), 6-80, 1:34				
						BUF 16, CCU 14	
3rd	04:13	BUF	Alex McNulty	26 yd FG		10-25, 3:51	
	01:14	CCU	Kade Hensley		44 yd FG 7-48, 2:59		
						BUF 19, CCU 17	
4th	14:15	CCU	Jahmar Brown 21 yd fumble return (Kade Hensley kick), 1:54				
						CCU 24, BUF 19	
	12:05	CCU	Tyson Mobley 4 yd pass from Grayson McCall (Kade Hensley kick), 3-50, 1:57				
						CCU 31, BUF 19	
	05:36	BUF	Quian Williams 10 yd pass from Cole Snyder (Alex McNulty kick), 17-71, 6:22				
						CCU 31, BUF 26	
	03:03	CCU	CJ Beasley 59 yard pass from Grayson McCall (Kade Hensley kick), 6-75, 2:33				
						CCU 38, BUF 26	

TEAM STATISTICS

	BUF	CCU
First Downs.....	27	20
Rushes-Yards.....	44-59	28-221
Passing Yards.....	278	283
Pass Att-Comp-Int.....	30-49-2	17-25-0
Total Offense.....	337	504
Fumbles-Lost.....	3-2	4-4
Penalties-Yards.....	6-44	5-40
Punts-Yards (Avg./Net).....	3-122 (40.7/31.7)	2-86 (43.0/33.0)
Kickoffs-Yards (Avg./Net).....	7-448 (64.0/38.6)	7-407 (58.1/34.9)
Punt Returns (No.-Yds.-TD).....	0-0-0	1-7-0
Kickoff Returns (No.-Yds.-TD).....	7-163-0	0-0-0
Interceptions (No.-Yds.-TD).....	0-0-0	2-40-0
Fumble Returns (No.-Yds.-TD).....	0-0-0	1-21-1
Time of Possession.....	39:06	20:54
Third-Down Conversions.....	8-of-20	3-of-8
Fourth-Down Conversions.....	3-of-5	1-of-2
Red-Zone Scores-Chances.....	5-5	2-3
Sacks By (No.-Yds.).....	0-0	5-30
Field Goals.....	4-4	1-1
Points Off Turnovers.....	6	28

INDIVIDUAL STATISTICS

RUSHING: BUF — M. Washington 15-59; R. Cook 13-42; J. Gassett 1-(-1); A. Henderson 2-(-2); Team 1-(-13); C. Snyder 12-(-26).
 CCU — C. Beasley 9-89, 1; R. White 2-77; N. Hope 4-28; J. Brown 3-16; G. McCall 3-13; D. Coleman 1-5; M. Balthazar 4-2; T. Lyles 1-(-4); Team 1-(-5).
PASSING: BUF — C. Snyder 29-48-2, 264, 2; R. Cook 1-1-0, 14.
 CCU — G. McCall 16-24-0, 251, 3; J. Guest 1-1-0, 32.
RECEIVING: BUF — J. Marshall 8-88, 1; Q. Williams 8-62, 1; J. Gassett 5-33; M. Johnson 4-48; R. Cook 2-24; M. Washington 2-9; T. Borland 1-14.
 CCU — S. Pinckney 5-103; C. Beasley 3-74, 1; J. Brown 3-24; J. Jenkins 2-47, 1; R. White 1-11; T. Roberts 1-11; L. Mauldin 1-9; T. Mobley 1-4, 1.
INTERCEPTIONS: BUF — None. CCU — D. Strong 1-42; J. Proche 1-(-2).
FUMBLE RECOVERIES: BUF — J. Patterson 1-0; C. Offord 1-0; J. Muse 1-0; I. Kante 1-0.
 CCU — Jah. Brown 1-21-1; K. Roberts 1-0.
FORCED FUMBLES: BUF — S. Dolac 1; J. Muse 1.
 CCU — L. Boykin 1.
TACKLES-FOR-LOSS: BUF — J. Patterson 1.0-3; D. Williams 1.0-1.
 CCU — J. Stewart 2.0-8; E. Johnson 1.5-10; J. Clark 1.0-7; L. Boykin 1.0-7; B. Ryan 1.0-4; J. Griffin 1.0-3; M. Stokes Jr. 1.0-3; J. Killen 1.0-2; A. Hope 1.0-2; J. Parker 1.0-1; T. Fletcher 0.5-2; M. Shelton 0.5-2; Jah. Brown 0.5-1.
SACKS: BUF — None.
 CCU — E. Johnson 1.0-10; L. Boykin 1.0-7; J. Clark 1.0-7; B. Ryan 1.0-4; J. Stewart 1.0-2.

	COASTAL CAROLINA	41
	4-0, 1-0 SBC	
	GEORGIA STATE	24
	0-4, 0-1 SBC	

GAME 4 • SEPT. 22, 2022 • ATLANTA, GA. • CENTER PARC STADIUM (13,467)

SCORING SUMMARY

			1	2	3	4	F	
Coastal Carolina			21	6	7	7	41	
	Georgia State		7	10	0	7	24	
1st	14:43	CCU	Jared Brown 50 yd pass from Grayson McCall (Kade Hensley kick), 1-50, 0:08					CCU 7, GSU 0
	12:07	CCU	Jared Brown 53 yd pass from Grayson McCall (Kade Hensley kick), 4-64, 1:39					CCU 14, GSU 0
	06:45	GSU	Tucker Gregg 4 yd run (Michael Hayes kick), 8-87, 3:06					CCU 14, GSU 7
	01:45	CCU	Grayson McCall 2 yd run (Kade Hensley kick), 10-75, 5:00					CCU 21, GSU 7
2nd	09:17	CCU	Kade Hensley 24 yd FG					11-57, 5:43 CCU 24, GSU 7
	05:00	GSU	Michael Hayes 36 yd FG					4-7, 1:45 CCU 24, GSU 10
	01:52	CCU	Kade Hensley 44 yd FG					8-48, 3:08 CCU 27, GSU 10
	00:44	GSU	Robert Lewis 29 yd pass from Darren Grainger (Michael Hayes kick), 5-75, 1:08					CCU 27, GSU 17
3rd	03:15	CCU	Nate Hope II 2 yd run (Kade Hensley kick), 16-84, 9:07					CCU 34, GSU 17
4th	07:28	GSU	Jontrey Hunter 77 yd interception return (Michael Hayes kick), CCU 34, GSU 24					
	04:25	CCU	Jarrett Guest 5 yd run (Kade Hensley kick), 7-75, 3:03					CCU 41, GSU 24

TEAM STATISTICS

	CCU	GSU
First Downs.....	28	17
Rushes-Yards.....	52-272	33-78
Passing Yards.....	268	231
Pass Att-Comp-Int.....	20-31-1	14-25-2
Total Offense.....	540	309
Fumbles-Lost.....	0-0	2-2
Penalties-Yards.....	2-27	3-30
Punts-Yards (Avg./Net).....	3-109 (36.3/30.0)	5-212 (42.4/44.8)
Kickoffs-Yards (Avg./Net).....	8-512 (64.0/40.0)	5-325 (65.0/35.0)
Punt Returns (No.-Yds.-TD).....	2-(-12)-0	2-19-0
Kickoff Returns (No.-Yds.-TD).....	1-50-0	0-0-0
Interceptions (No.-Yds.-TD).....	2-8-0	1-77-1
Fumble Returns (No.-Yds.-TD).....	1-12-0	0-0-0
Time of Possession.....	40:04	19:56
Third-Down Conversions.....	9-of-15	5-of-12
Fourth-Down Conversions.....	0-of-0	1-of-1
Red-Zone Scores-Chances.....	4-5	2-3
Sacks By (No.-Yds.).....	2-15	0-0
Field Goals.....	2-3	1-1
Points Off Turnovers.....	7	7

INDIVIDUAL STATISTICS

RUSHING: CCU — C. Beasley 25-142; G. McCall 8-38, 1; J. Guest 3-33, 1; J. Brown 4-27; M. Balthazar 3-16; N. Hope II 6-15, 1; B. Carpenter 1-7; Team 2-(-6).
 GSU — M. Carroll 8-39; T. Gregg 11-22, 1; D. Grainger 9-13; J. Williams 5-4.
PASSING: CCU — G. McCall 19-27, 0, 268, 2; J. Guest 0-1-1, 0; B. Carpenter 1-3-0, 0.
 GSU — D. Grainger 14-25-2, 231, 1.
RECEIVING: CCU — J. Brown 5-129, 2; S. Pinckney 7-77; T. Mobley 3-33; C. Beasley 3-23; X. Gravette 2-6.
 GSU — R. Lewis 2-82, 1; J. Credle 5-75; J. Thrash 2-45; A. Green 4-20; K. Byrd 1-9.
INTERCEPTIONS: CCU — T. Pinkney 1-8; C. Arnold Jr. 1-0.
 GSU — J. Hunter 1-77-1.
FUMBLE RECOVERIES: CCU — T. Fletcher 1-12; J. Killen 1-0.
 GSU — None.
FORCED FUMBLES: CCU — J. Killen 1.
 GSU — None.
TACKLES-FOR-LOSS: CCU — J. Clark 2.0-7; A. Fofana 1.0-8; Jah. Brown 1.0-4; T. Pinkney 1.0-2; J. Darboe 1.0-1; J. Griffin 0.5-3; B. Ryan 0.5-1.
 GSU — J. Clark 2.0-3; J. Muhammad 1.5-4; J. Hunter 1.0-1; Q. White 0.5-1.
SACKS: CCU — A. Fofana 1.0-8; J. Clark 0.5-4; J. Griffin 0.5-3.
 GSU — None.

BOX SCORES

	GEORGIA SOUTHERN	30
	3-2, 0-1 SBC	
	COASTAL CAROLINA	34
	5-0, 2-0 SBC	

GAME 5 • OCT. 1, 2022 • CONWAY, S.C. • BROOKS STADIUM (19,139)

SCORING SUMMARY

	1	2	3	4	F
Georgia Southern	0	7	10	13	30
Coastal Carolina	7	0	7	20	34

1st 00:58	CCU	Grayson McCall 4 yd run (Kade Hensley kick),			
		12-89, 7:23	CCU 7, GS 7		
2nd 12:31	GS	Derwin Burgess Jr. 34 yd pass from Kyle Vantrease (Alex Raynor kick),			
		10-75, 3:27	CCU 7, GS 7		
3rd 11:09	GS	Jeremy Singleton 4 yd pass from Kyle Vantrease (Alex Raynor kick),			
		3-10, 1:25	GS 14, CCU 7		
06:51	CCU	Xavier Gravette 27 yd pass from Grayson McCall (Kade Hensley kick),			
		9-75, 4:18	GS 14, CCU 14		
01:05	GS	Alex Raynor 45 yd FG	12-51, 5:39	GS 17, CCU 14	
4th 12:09	GS	Jalen White 18 yd run (Alex Raynor kick),			
		5-50, 2:37	GS 24, CCU 14		
10:10	CCU	Tyler Roberts 36 yd pass from Grayson McCall (Kade Hensley kick),			
		4-75, 1:59	GS 24, CCU 21		
07:56	GS	Alex Raynor 30 yd FG	6-53, 2:14	GS 27, CCU 21	
05:55	CCU	Jared Brown 61 yd pass from Grayson McCall (Kade Hensley kick),			
		4-76, 1:54	CCU 28, GS 27		
02:05	GS	Alex Raynor 20 yd FG	11-85, 3:44	GS 30, CCU 28	
00:38	CCU	CJ Beasley 24 yd run (Grayson McCall pass failed),			
		8-82, 1:23	CCU 24, GS 30		

TEAM STATISTICS

	GS	CCU
First Downs.....	24	23
Rushes-Yards.....	31-178	31-150
Passing Yards.....	284	335
Pass Att-Comp-Int.....	26-43-1	23-34-0
Total Offense.....	462	485
Fumbles-Lost.....	0-0	1-1
Penalties-Yards.....	6-60	4-28
Punts-Yards (Avg./Net).....	3-133 (44.3/40.7)	4-145 (36.2/21.3)
Kickoffs-Yards (Avg./Net).....	7-447 (63.9/46.7)	6-364 (60.7/51.5)
Punt Returns (No.-Yds.-TD).....	2-60-0	1-11-0
Kickoff Returns (No.-Yds.-TD).....	2-15-0	3-40-0
Interceptions (No.-Yds.-TD).....	0-0-0	1-3-0
Fumble Returns (No.-Yds.-TD).....	0-0-0	0-0-0
Time of Possession.....	29:02	30:58
Third-Down Conversions.....	8-of-17	7-of-12
Fourth-Down Conversions.....	1-of-3	0-of-0
Red-Zone Scores-Chances.....	4-4	1-4
Sacks By (No.-Yds.).....	2-14	1-7
Field Goals.....	3-3	0-1
Points Off Turnovers.....	0	0

INDIVIDUAL STATISTICS

RUSHING: GS — J. White 18-145, 1; G. Green 10-30; D. Burgess Jr. 2-10; K. Vantrease 1-(-7). CCU — C. Beasley 12-64, 1; M. Balthazar 6-47; G. McCall 10-34, 1; J. Brown 2-11; Team 1-(-6).

PASSING: GS — K. Vantrease 26-43-1, 284, 1. CCU — G. McCall 23-34-0, 335, 3.

RECEIVING: GS — D. Burgess Jr. 7-68, 1; A. Jones 5-65; K. Hood 4-62; J. Singleton 6-48, 1; M. Sanders Jr. 1-15; D. Lewis 1-13; J. White 1-10; G. Green 1-3. CCU — J. Brown 5-139, 1; X. Gravette 4-57, 1; T. Mobley 4-42; T. Roberts 2-41, 1; S. Pinckney 6-41; C. Beasley 2-15.



INTERCEPTIONS: GS — None. CCU — T. Pinkney 1-3.

FUMBLE RECOVERIES: GS — W. Free 1. CCU — None.

FORCED FUMBLES: GS — M. Watson-Trent 1. CCU — None.

TACKLES-FOR-LOSS: GS — K. Jackson 1.0-6; J. Ellis 1.0-1; Q. Williams 0.5-4; M. Watson-Trent 0.5-4. CCU — J. Killen 1.0-7; J. Clark 1.0-3.

SACKS: GS — K. Jackson 1.0-6; Q. Williams 0.5-4; M. Watson-Trent 0.5-4. CCU — J. Killen 1.0-7.

	COASTAL CAROLINA	28
	6-0, 3-0 SBC	
	ULM	21
	2-4, 1-2 SBC	

GAME 6 • OCT. 8, 2022 • MONROE, LA. • MALONE STADIUM (18,448)

SCORING SUMMARY

	1	2	3	4	F
Coastal Carolina	14	14	0	0	28
ULM	7	7	7	0	21

1st 11:05	CCU	CJ Beasley 9 yd run (Kade Hensley kick),			
		9-75, 3:55	CCU 7, ULM 0		
08:18	ULM	Malik Johnson 1 yd run (Calum Sutherland kick),			
		6-75, 2:47	CCU 7, ULM 7		
04:08	CCU	CJ Beasley 1 yd run (Kade Hensley kick),			
		8-75, 4:10	CCU 14, ULM 7		
2nd 13:10	ULM	Zach Rasmussen 5 yd pass from Chandler Rogers,			
		(Calum Sutherland kick), 11-75, 5:58	CCU 14, ULM 14		
12:25	CCU	Jared Brown 56 yd pass from Grayson McCall,			
		(Kade Hensley kick), 2-78, 0:40	CCU 21, ULM 14		
00:25	CCU	Max Balthazar 2 yd run (Kade Hensley kick),			
		11-96, 3:45	CCU 28, ULM 14		
3rd 12:46	ULM	Tyrone Howell 42 yd pass from Chandler Rogers,			
		(Calum Sutherland kick), 5-75, 2:14	CCU 28, ULM 21		

TEAM STATISTICS

	CCU	ULM
First Downs.....	20	24
Rushes-Yards.....	30-187	39-145
Passing Yards.....	245	279
Pass Att-Comp-Int.....	19-28-0	27-31-0
Total Offense.....	433	424
Fumbles-Lost.....	0-0	2-2
Penalties-Yards.....	13-130	5-45
Punts-Yards (Avg./Net).....	6-180 (30.0/27.5)	2-93 (46.5/36.5)
Kickoffs-Yards (Avg./Net).....	5-317 (63.4/40.6)	4-259 (64.8/41.0)
Punt Returns (No.-Yds.-TD).....	0-0-0	1-0-0
Kickoff Returns (No.-Yds.-TD).....	2-45-0	1-21-0
Interceptions (No.-Yds.-TD).....	0-0-0	0-0-0
Fumble Returns (No.-Yds.-TD).....	0-0-0	0-0-0
Time of Possession.....	27:14	32:46
Third-Down Conversions.....	7-of-14	7-of-13
Fourth-Down Conversions.....	0-of-0	0-of-2
Red-Zone Scores-Chances.....	3-3	2-5
Sacks By (No.-Yds.).....	3-13	1-4
Field Goals.....	0-0	0-0
Points Off Turnovers.....	0	0

INDIVIDUAL STATISTICS

RUSHING: CCU — C. Beasley 15-115, 2; G. McCall 9-41; M. Balthazar 3-30; E. Hopkins 2-5; T. Mobley 1-(-4). ULM — M. Jackson 12-52, 1; A. Henry 9-41; A. Luke 3-26; C. Rogers 14-15; B. Mortimer 1-11.

PASSING: CCU — G. McCall 19-28-0, 246, 1. ULM — C. Rogers 27-30-0, 279, 2; Team 0-1-0, 0.

RECEIVING: CCU — S. Pinckney 9-133; J. Brown 4-83, 1; C. Beasley 3-7; X. Gravette 2-13; T. Mobley 1-6. ULM — A. Luke 6-55; T. Howell 4-77, 1; J. Frett 4-45; M. Jackson 3-25; B. Mortimer 3-8; D. Wiley 2-31; Z. Jackson 2-23; F. Lloyd Jr. 1-7; Z. Rasmussen 1-5, 1; A. Henry 1-3.

INTERCEPTIONS: CCU — None. ULM — None.

FUMBLE RECOVERIES: CCU — J. Killen 2. ULM — None.

FORCED FUMBLES: CCU — J. Madison 1. ULM — None.

TACKLES-FOR-LOSS: CCU — J. Killen 1.0-7; J. Madison 1.0-5; Jah. Brown 1.0-4; J. Parker 1.0-3; A. Diggs 1.0-2; A. Hope 1.0-2; M. Stokes Jr. 0.5-1; A. Henry 0.5-1. ULM — Z. Woodward 2.0-8; Q. Drake 1.0-4; J. Johnson 1.0-2.

SACKS: CCU — J. Killen 1.0-7; Jah. Brown 1.0-4; A. Hope 0.5-1; A. Henry 0.5-1. ULM — Z. Woodward 1.0-4.

BOX SCORES

	OLD DOMINION	49
	3-3, 2-0 SBC	
	COASTAL CAROLINA	21
	6-1, 3-1 SBC	

GAME 7 • OCT. 15, 2022 • CONWAY, S.C. • BROOKS STADIUM (16,814)

SCORING SUMMARY

	1	2	3	4	F
Old Dominion	7	7	21	14	49
Coastal Carolina	0	7	7	7	21

1st	11:49	ODU	Blake Watson 25 yd run (Ethan Sanchez kick), 8-73, 3:06	ODU 7, CCU 0
2nd	02:52	CCU	Jacob Jenkins 8 yd pass from Grayson McCall (Kade Hensley kick), 10-80, 4:42	ODU 7, CCU 7
	02:19	ODU	Blake Watson 58 yd run (Ethan Sanchez kick), 3-75, 0:33	ODU 14, CCU 7
3rd	09:44	ODU	D.J. Mack Jr. 20 yd run (Ethan Sanchez kick), 5-69, 1:46	ODU 21, CCU 7
	05:23	ODU	Isiah Paige 22 yd pass from Hayden Wolff (Ethan Sanchez kick), 3-41, 0:54	ODU 28, CCU 7
	05:13	CCU	Jared Brown 75 yd pass from Grayson McCall (Kade Hensley kick), 1-75, 0:10	ODU 28, CCU 14
	01:23	ODU	Isaiah Spencer 21 yd pass from D.J. Mack Jr. (Ethan Sanchez kick), 8-70, 3:44	ODU 35, CCU 14
4th	11:01	CCU	Tyler Roberts 9 yd pass from Grayson McCall (Kade Hensley kick), 11-77, 5:17	ODU 35, CCU 21
	10:16	ODU	Blake Watson 67 yd run (Ethan Sanchez kick), 2-75, 0:45	ODU 42, CCU 21
	05:33	ODU	Ali Jennings 2 yd pass from Hayden Wolff (Ethan Sanchez kick), 7-58, 4:18	ODU 49, CCU 21

TEAM STATISTICS

	ODU	CCU
First Downs.....	23	23
Rushes-Yards.....	32-323	43-90
Passing Yards.....	205	366
Pass Att-Comp-Int.....	13-17-0	27-38-0
Total Offense.....	528	456
Fumbles-Lost.....	0-0	1-1
Penalties-Yards.....	8-88	6-55
Punts-Yards (Avg./Net).....	2-84 (42.0/22.0)	1-33 (33.0/33.0)
Kickoffs-Yards (Avg./Net).....	8-510 (63.8/42.8)	4-244 (61.0/44.8)
Punt Returns (No.-Yds.-TD).....	0-0-0	0-0-0
Kickoff Returns (No.-Yds.-TD).....	2-45-0	3-68-0
Interceptions (No.-Yds.-TD).....	0-0-0	0-0-0
Fumble Returns (No.-Yds.-TD).....	0-0-0	0-0-0
Time of Possession.....	23:02	36:58
Third-Down Conversions.....	3-of-6	8-of-17
Fourth-Down Conversions.....	1-of-1	2-of-5
Red-Zone Scores-Chances.....	2-2	2-3
Sacks By (No.-Yds.).....	7-39	1-7
Field Goals.....	0-0	0-1
Points Off Turnovers.....	7	0

INDIVIDUAL STATISTICS

RUSHING: ODU — B. Watson 19-259, 3; O. Sanni 4-27; D. Mack Jr. 3-26, 1; K. Wicks 3-17; T. Sims 2-1; H. Wolff 1-(-7).
 CCU — R. White 10-46; M. Balthazar 7-32; C. Beasley 11-15; E. Hopkins 2-14; J. Guest 2-3; G. McCall 11-(-20).
PASSING: ODU — H. Wolff 12-16-0, 184, 2; D. Mack Jr. 1-1-0, 21, 1.
 CCU — G. McCall 26-34-0, 358, 3; J. Guest 1-4-0, 8.
RECEIVING: ODU — A. Jennings 6-87, 1; J. Harvey 3-47; I. Spencer 2-43, 1; I. Paige 1-22, 1; K. Wicks 1-6.
 CCU — S. Pinckney 7-113; J. Brown 5-90, 1; T. Mobley 4-63; X. Gravette 4-29; K. Duplessis 2-28; J. Jenkins 3-24, 1; C. Beasley 1-10; T. Roberts 1-9, 1.
INTERCEPTIONS: ODU — None. CCU — None.
FUMBLE RECOVERIES: ODU — T. Hawkins 1. CCU — None.
FORCED FUMBLES: ODU — T. Hawkins 1. CCU — None.
TACKLES-FOR-LOSS: ODU — D. Harris 2.0-13; D. Lowry 2.0-9; M. Haynes 1.5-11; T. Jones 1.5-3; D. Brandt-Epps 1.0-3; R. Henry 1.0-3; R. Johnson 1.0-2; T. Harris 1.0-1; C. Wallace 0.5-2; J. Henderson 0.5-1.
 CCU — A. Hope 1.0-7; J. Griffin 1.0-1; JT Killen 0.5-1; J. Clark 0.5-1; A. Henry 0.5-1; B. Ryan 0.5-1.
SACKS: ODU — D. Harris 2.0-13; D. Lowry 2.0-9; M. Haynes 1.0-10; R. Henry 1.0-3; D. Brandt-Epps 0.5-2; C. Wallace 0.5-2.
 CCU — A. Hope 1.0-7.

	COASTAL CAROLINA	24
	7-1, 4-1 SBC	
	MARSHALL	13
	4-4, 2-2 SBC	

GAME 8 • OCT. 29, 2022 • HUNTINGTON, W.VA. • JOAN C. EDWARDS STADIUM (24,954)

SCORING SUMMARY

	1	2	3	4	F
Coastal Carolina	21	0	0	3	24
Marshall	0	10	3	0	13

1st	09:52	CCU	Grayson McCall 2 yd run (Kade Hensley kick), 11-76, 5:02	CCU 7, MAR 0
	04:23	CCU	Bryce Carpenter 3 yd run (Kade Hensley kick), 7-49, 3:49	CCU 14, MAR 0
	01:03	CCU	Jacob Jenkins 37 yd pass from Grayson McCall (Kade Hensley kick), 4-65, 2:03	CCU 24, MAR 0
2nd	07:17	MAR	Khalan Laborn 2 yd run (Rece Verhoff kick), 6-75, 2:06	CCU 21, MAR 7
	04:23	MAR	Rece Verhoff 40 yd FG, 8-45, 1:58	CCU 21, MAR 10
3rd	02:49	MAR	Rece Verhoff 39 yd FG, 9-44, 3:03	CCU 21, MAR 13
4th	11:28	CCU	Kade Hensley 27 yd FG, 9-27, 3:42	CCU 24, MAR 13



TEAM STATISTICS

	CCU	MAR
First Downs.....	21	20
Rushes-Yards.....	45-150	37-87
Passing Yards.....	121	320
Pass Att-Comp-Int.....	13-24-0	19-37-0
Total Offense.....	271	407
Fumbles-Lost.....	0-0	3-2
Penalties-Yards.....	6-65	11-83
Punts-Yards (Avg./Net).....	9-364 (40.4/38.7)	5-192 (38.4/35.8)
Kickoffs-Yards (Avg./Net).....	5-315 (63.0/41.6)	4-254 (63.5/40.2)
Punt Returns (No.-Yds.-TD).....	2-13-0	2-16-0
Kickoff Returns (No.-Yds.-TD).....	1-22-0	3-57-0
Interceptions (No.-Yds.-TD).....	0-0-0	0-0-0
Fumble Returns (No.-Yds.-TD).....	2-22-0	0-0-0
Time of Possession.....	35:00	25:00
Third-Down Conversions.....	3-of-14	4-of-15
Fourth-Down Conversions.....	1-of-1	0-of-1
Red-Zone Scores-Chances.....	3-3	2-5
Sacks By (No.-Yds.).....	4-33	2-26
Field Goals.....	1-1	2-3
Points Off Turnovers.....	3	0

INDIVIDUAL STATISTICS

RUSHING: CCU — R. White 6-43; B. Carpenter 13-38, 1; J. Brown 5-34; C. Beasley 8-20; G. McCall 11-12, 1; T. Mobley 1-5; K. Duplessis 1-(-2).
 MAR — K. Laborn 16-59, 1; E. Payne 6-28; C. Montgomery 2-3; C. Fancher 13-(-3).
PASSING: CCU — G. McCall 13-24-0, 121, 1.
 MAR — C. Fancher 19-36-0, 320, 0; Team 0-1-0, 0.
RECEIVING: CCU — J. Brown 6-57; C. Beasley 3-12; J. Jenkins 2-39, 1; T. Mobley 1-8; S. Pinckney 1-5.
 MAR — C. Gammage 8-187; T. Keaton 3-52; E. Horton 3-39; C. Montgomery 3-33; C. Coombs 1-7; K. Laborn 1-2.
INTERCEPTIONS: CCU — None.
 MAR — None.
FUMBLE RECOVERIES: CCU — S. Bruce 1-14; D. Strong 1-8.
 MAR — None.
FORCED FUMBLES: CCU — J. Madison 1; J. Proche 1; J. Griffin 1.
 MAR — None.
TACKLES-FOR-LOSS: CCU — J. Griffin 1.5-14; J. Parker 1.0-10; J. Proche 1.0-9; J. Madison 1.0-4; A. Hope 0.5-5; B. Ryan 0.5-1; J. Robinson 0.5-1; J. Killen 0.5-1; C. Arnold Jr. 0.5-1; S. Bruce 0.5-0; J. Stewart 0.5-0.
 MAR — K. Cumberlander 2.5-20; S. Burton 1.0-2; I. Bush 1.0-0; O. Porter 0.5-8; E. Neal 0.5-1; C. Gray 0.5-1; E. Alston 0.5-1; A. Watts 0.5-1.
SACKS: CCU — J. Griffin 1.5-14; J. Parker 1.0-10; J. Madison 1.0-4; A. Hope 0.5-5.
 MAR — K. Cumberlander 1.5-18; O. Porter 0.5-8.

BOX SCORES

	APPALACHIAN STATE	28
	5-4, 2-3 SBC	
	COASTAL CAROLINA	35
	8-1, 5-1 SBC	

GAME 9 • NOV. 3, 2022 • CONWAY, S.C. • BROOKS STADIUM (21,224)

SCORING SUMMARY

	1	2	3	4	F
Appalachian State	7	7	0	14	28
Coastal Carolina	14	7	0	14	35

1st	12:06	CCU	Jared Brown 45 yd run (Kade Hensley kick), 3-66, 1:17	CCU 7, APP 0
	04:48	APP	Daetrich Harrington 2 yd run (Michael Hughes kick), 7-79, 3:35	CCU 7, APP 7
	02:40	CCU	Xavier Gravette 31 yd pass from Bryce Carpenter (Kade Hensley kick), 4-78, 2:05	CCU 14, APP 7
2nd	12:50	CCU	Sam Pinckney 38 yd pass from Grayson McCall (Kade Hensley kick), 5-73, 2:33	CCU 21, APP 7
	06:52	APP	Dalton Stroman 41 pass from Chase Brice (Michael Hughes kick), 2-49, 0:28	CCU 21, APP 14
4th	14:53	CCU	Jacob Jenkins 8 yd pass from Grayson McCall (Kade Hensley kick), 7-42, 4:28	CCU 28, APP 14
	13:10	CCU	Reese White 2 yd run (Kade Hensley kick), 3-1, 1:21	CCU 35, APP 14
	11:02	APP	Tyler Page 42 yd pass from Chase Brice (Michael Hughes kick), 6-80, 2:01	CCU 35, APP 21
	03:01	APP	Chase Brice 5 yd run (Michael Hughes kick), 10-58, 1:56	CCU 35, APP 28

TEAM STATISTICS

	APP	CCU
First Downs.....	16	23
Rushes-Yards.....	27-88	45-192
Passing Yards.....	279	284
Pass Att-Comp-Int.....	19-28-1	19-27-0
Total Offense.....	367	476
Fumbles-Lost.....	2-1	2-1
Penalties-Yards.....	3-20	4-50
Punts-Yards (Avg./Net).....	4-173 (43.2/43.2)	3-137 (45.7/46.0)
Kickoffs-Yards (Avg./Net).....	5-290 (58.0/45.0)	6-370 (61.7/40.5)
Punt Returns (No.-Yds.-TD).....	1--1-0	0-0-0
Kickoff Returns (No.-Yds.-TD).....	4-75-0	4-50-0
Interceptions (No.-Yds.-TD).....	0-0-0	1-54-0
Fumble Returns (No.-Yds.-TD).....	0-0-0	0-0-0
Time of Possession.....	22:04	37:56
Third-Down Conversions.....	5-of-11	9-of-15
Fourth-Down Conversions.....	0-of-1	0-of-1
Red-Zone Scores-Chances.....	2-3	2-3
Sacks By (No.-Yds.).....	2-6	2-13
Field Goals.....	0-0	0-1
Points Off Turnovers.....	7	7

INDIVIDUAL STATISTICS

RUSHING: APP — N. Noel 6-31; C. Brice 8-22, 1; C. Peoples 7-21; D. Harrington 5-10, 1; D. Davis 1-4.
 CCU — J. Brown 3-84, 1; R. White 9-38, 1; B. Carpenter 8-30; C. Beasley 13-28; A. Bedgood 4-16; G. McCall 6-7; Team 2-(-11).
PASSING: APP — C. Brice 19-28-1, 279, 2.
 CCU — G. McCall 18-26-0, 253, 2; B. Carpenter 1-1-0, 31, 1.
RECEIVING: APP — C. Horn 4-57; K. Robinson 3-56; D. Stroman 2-55, 1; T. Page 1-42, 1; E. Wilson 2-21; N. Noel 3-19; D. Davis 2-18; C. Wells 1-7; H. Pearson 1-4.
 CCU — S. Pinckney 4-80, 1; J. Brown 5-79; T. Mobley 5-64; X. Gravette 2-44, 1; J. Jenkins 2-16, 1; C. Beasley 1-1.
INTERCEPTIONS: APP — None. CCU — T. Jackson 1-54.
FUMBLE RECOVERIES: APP — N. Hampton 1. CCU — K. Roberts 1.
FORCED FUMBLES: APP — None. CCU — C. Arnold Jr. 1.
TACKLES-FOR-LOSS: APP — J. McLeod 1.5-6; D. Dingle-Prince 1.5-2; H. Paillant 1.0-8; S. Jones Jr. 1.0-4; N. Hampton 1.0-2; T. Bird 1.0-2; K. Haigler 0.5-1; J. Earle 0.5-0.
 CCU — A. Hope 2.0-11; K. Roberts 2.0-6; J. Stewart 1.5-3; J. Clark 1.0-4; L. Boykin 0.5-1.
SACKS: APP — J. McLeod 1.0-4; N. Hampton 1.0-2.
 CCU — A. Hope 1.0-8; K. Roberts 1.0-5.

	SOUTHERN MISS	23
	5-5, 3-3 SBC	
	COASTAL CAROLINA	26
	9-1, 6-1 SBC	

GAME 10 • NOV. 12, 2022 • CONWAY, S.C. • BROOKS STADIUM (16,203)

SCORING SUMMARY

	1	2	3	4	F
Southern Miss	0	17	3	3	23
Coastal Carolina	17	0	3	6	26

1st	12:06	CCU	Aaron Bedgood 30 yd run (Kade Hensley kick), 4-75, 1:57	CCU 7, USM 0
	07:50	CCU	Reese White 1 yd run (Kade Hensley kick), 6-70, 2:58	CCU 14, USM 0
	02:13	CCU	Kade Hensley 43 yd FG 9-32, 4:09	CCU 17, USM 0
2nd	11:41	USM	Briggs Bourgeois 21 yd FG 11-61, 5:25	CCU 17, USM 3
	07:36	USM	Kenyon Clay 1 yd run (Briggs Bourgeois kick), 4-39, 2:19	CCU 17, USM 10
	04:14	USM	Tiaquelin Mims 16 yd pass from Trey Lowe III, (Briggs Bourgeois kick), 5-37, 1:26	CCU 17, USM 17
3rd	11:14	USM	Briggs Bourgeois 23 yd FG 9-70, 3:46	USM 20, CCU 17
	01:51	CCU	Kade Hensley 28 yd FG 10-81, 5:28	USM 20, CCU 20
4th	10:44	USM	Briggs Bourgeois 23 yd FG 13-73, 6:01	USM 23, CCU 20
	09:20	CCU	Reese White 2 yd run (Kade Hensley blocked), 3-75, 1:24	CCU 26, USM 23

TEAM STATISTICS

	USM	CCU
First Downs.....	20	18
Rushes-Yards.....	28-52	42-170
Passing Yards.....	313	191
Pass Att-Comp-Int.....	20-39-0	8-15-2
Total Offense.....	365	361
Fumbles-Lost.....	1-0	0-0
Penalties-Yards.....	8-78	7-56
Punts-Yards (Avg./Net).....	4-142 (35.5/30.5)	2-71 (35.5/35.5)
Kickoffs-Yards (Avg./Net).....	6-390 (65.0/40.0)	6-358 (59.7/37.0)
Punt Returns (No.-Yds.-TD).....	0-0-0	0-0-0
Kickoff Returns (No.-Yds.-TD).....	4-86-0	0-0-0
Interceptions (No.-Yds.-TD).....	2-21-0	0-0-0
Fumble Returns (No.-Yds.-TD).....	0-0-0	0-0-0
Time of Possession.....	29:04	30:56
Third-Down Conversions.....	6-of-15	4-of-12
Fourth-Down Conversions.....	1-of-2	1-of-1
Red-Zone Scores-Chances.....	5-5	3-3
Sacks By (No.-Yds.).....	2-13	6-30
Field Goals.....	3-3	2-2
Points Off Turnovers.....	7	0

INDIVIDUAL STATISTICS


RUSHING: USM — F. Gore Jr. 13-46; A. Willis 2-12; K. Clay 5-10, 1; T. Lowe III 8-(-16).
 CCU — C. Beasley 4-68; R. White 12-42, 2; A. Bedgood 2-29, 1; B. Bennett 5-17;
 B. Carpenter 8-15; J. Guest 7-4; J. Brown 2-4; Team 2-(-9).
PASSING: USM — T. Lewis III 19-37-0, 295, 1; F. Gore Jr. 1-2-0, 18.
 CCU — J. Guest 7-14-2, 163; B. Carpenter 1-1-0, 28.
RECEIVING: USM — J. Brownlee 6-123; F. Gore Jr. 5-90; T. Mims 5-57, 1; C. Cavallo 3-35;
 J. Caston 1-8.
 CCU — S. Pinckney 4-106; B. Bennett 2-69; T. Mobley 1-15; J. Brown 1-1.
INTERCEPTIONS: USM — L. Daniel 1-21; J. Stanley 1-0. CCU — None.
FUMBLE RECOVERIES: USM — None. CCU — None.
FORCED FUMBLES: USM — None. CCU — J. Stewart 1.
TACKLES-FOR-LOSS: USM — S. Latham 2.0-12; D. Gill 2.0-1; N. Brooks 1.5-3;
 A. Habas 1.5-1; D. Quewon 1.0-6; T. Knight 1.0-4; J. Ratcliff 1.0-2; K. Booth 0.5-1;
 J. Jones 0.5-1.
 CCU — J. Stewart 3.0-15; J. Clark 2.0-6; A. Hope 1.5-4; J. Griffin 1.0-5; J. Killen 1.0-1;
 S. Bruce 0.5-3; K. Roberts 0.5-3; A. Fofana 0.5-1.
SACKS: USM — S. Latham 2.0-12; D. Quewon 1.0-6;
 CCU — J. Stewart 2.0-13; A. Hope 1.5-4; J. Griffin 1.0-5; S. Bruce 0.5-3; K. Roberts 0.5-3;
 J. Clark 0.5-2.

BOX SCORES

	#23 COASTAL CAROLINA	-
	9-1, 6-1 SBC	
	VIRGINIA	-
	3-7, 1-6 ACC	

GAME 11 • NOV. 16, 2022 • CHARLOTTESVILLE, VA. • SCOTT STADIUM

CANCELED

	#23 COASTAL CAROLINA	7
	9-2, 6-2 SBC	
	JAMES MADISON	47
	8-3, 6-2 SBC	

GAME 11 • NOV. 26, 2022 • HARRISONBURG, VA. • BRIDGEFORTH STADIUM (19,393)

SCORING SUMMARY

	1	2	3	4	F
Coastal Carolina	7	0	0	0	7
James Madison	3	17	20	7	47

1st	10:46	JMU	Camden Wise 32 yd FG, 8-32, 3:05	JMU 3, CCU 0
	04:50	CCU	Tyson Mobley 33 yd pass from Jarrett Guest, (Kade Hensley kick), 12-75, 5:56	CCU 7, JMU 3
2nd	11:58	JMU	Camden Wise 43 yd FG, 7-45, 3:08	CCU 7, JMU 6
	06:57	JMU	Reggie Brown 34 yd pass from Todd Centeio, (Camden Wise kick), 4-80, 1:08	JMU 13, CCU 7
	02:03	JMU	Devin Ravenel 26 yd pass from Todd Centeio, (Camden Wise kick), 6-67, 2:27	JMU 20, CCU 7
3rd	12:54	JMU	Drew Painter 17 yd pass from Todd Centeio, (Camden Wise kick missed), 5-75, 2:06	JMU 26, CCU 7
	07:19	JMU	Latrele Palmer 13 yd rush, (Camden Wise kick), 7-67, 3:31	JMU 33, CCU 7
	00:16	JMU	Devin Ravenel 8 yd pass from Todd Centeio, (Camden Wise kick), 6-59, 3:14	JMU 40, CCU 7
4th	12:55	JMU	Todd Centeio 11 yd rush, (Camden Wise kick), 4-42, 1:21	JMU 47, CCU 7

TEAM STATISTICS

	CCU	JMU
First Downs.....	11	25
Rushes-Yards.....	39-90	34-215
Passing Yards.....	93	287
Pass Att-Comp-Int.....	11-26-1	17-32-0
Total Offense.....	183	502
Fumbles-Lost.....	2-1	0-0
Penalties-Yards.....	5-50	3-25
Punts-Yards (Avg./Net).....	9-351 (39.0/39.0)	5-222 (44.4/39.4)
Kickoffs-Yards (Avg./Net).....	2-119 (59.5/39.5)	9-538 (59.8/41.1)
Punt Returns (No.-Yds.-TD).....	2-25-0	1-0-0
Kickoff Returns (No.-Yds.-TD).....	2-25-0	1-15-0
Interceptions (No.-Yds.-TD).....	0-0-0	1-0-0
Fumble Returns (No.-Yds.-TD).....	0-0-0	0-0-0
Time of Possession.....	29:37	30:23
Third-Down Conversions.....	5-of-17	5-of-12
Fourth-Down Conversions.....	2-of-3	0-of-0
Red-Zone Scores-Chances.....	0-0	6-6
Sacks By (No.-Yds.).....	1-8	5-22
Field Goals.....	0-0	2-3
Points Off Turnovers.....	0	7

INDIVIDUAL STATISTICS

RUSHING: CCU — R. White 7-29; J. Guest 14-26; C. Beasley 7-17; B. Archie 2-12; B. Bennett 2-4; M. Balthazar 2-2; A. Bedgood 1-1; B. Carpenter 4-(-1).
 JMU — P. Agyei-Obese 7-79; L. Palmer 8-61, 1; K. Black 10-50; T. Centeio 6-25, 1; S. Malignaggi 1-1; P. Rutherford 1-0; A. Barnett III 1-(-1).
PASSING: CCU — J. Guest 10-23-1, 99, 1; B. Archie 0-2-0, 0; B. Carpenter 1-1-0, -6.
 JMU — T. Centeio 17-32-0, 287, 4.
RECEIVING: CCU — S. Pinckney 3-22; X. Gravette 3-17; T. Mobley 2-38, 1; J. Brown 2-7; B. Bennett 1-9.
 JMU — K. Thornton 6-93; D. Ravenel 5-102, 2; R. Brown 2-29, 1; T. Greene Jr. 2-15; D. Painter 1-17, 1; W. Knight 1-5.
INTERCEPTIONS: CCU — None.
 JMU — J. Green 1.
FUMBLE RECOVERIES: CCU — None.
 JMU — C. Chukwuneke 1.
FORCED FUMBLES: CCU — None.
 JMU — J. Edwards 1.
TACKLES-FOR-LOSS: CCU — J. Cash 1.5-2; A. Hope 1.0-8; M. McDoom 1.0-4; J. Parker 0.5-2; J. Clark 0.5-2; A. Henry 0.5-0.
 JMU — J. Edwards 3.5-8; C. Chukwuneke 2.5-14; J. Carpenter 1.5-9; J. Swann 1.0-1; Q. Reid 0.5-1.
SACKS: CCU — A. Hope 1.0-8.
 JMU — J. Edwards 2.0-5; C. Chukwuneke 1.0-8; J. Carpenter 1.0-8; J. Swann 1.0-1.

BOX SCORES

	COASTAL CAROLINA	26
	9-3, 6-2 SBC	
	TROY	45
	11-2, 7-1 SBC	

GAME 12 • DEC. 3, 2022 • TROY, ALA. • VETERANS MEMORIAL STADIUM (21,554)

SCORING SUMMARY

	1	2	3	4	F
Coastal Carolina	0	7	6	13	26
Troy	17	14	14	0	45

1st	11:07	TROY	Brooks Buce 35 yd FG, 9-57, 3:53	TROY 3, CCU 0
	09:28	TROY	Deshon Stoudemire 65 yd pass from Gunnar Watson, (Brooks Buce kick), 1-65, 0:12	TROY 10, CCU 0
	04:09	TROY	DK Billingsley 8 yd rush, (Brooks Buce kick), 4-62, 1:43	TROY 17, CCU 0
2nd	12:36	TROY	DK Billingsley 33 yd rush, (Brooks Buce kick), 2-48, 0:45	TROY 24, CCU 0
	09:47	TROY	RaJae' Johnson 67 yd pass from Gunnar Watson, (Brooks Buce kick), 5-74, 1:46	TROY 31, CCU 0
	00:29	CCU	Grayson McCall 8 yd rush, (Kade Hensley kick), 9-70, 3:35	TROY 31, CCU 7
3rd	12:08	CCU	Jared Brown 30 yd pass from Grayson McCall, (Bryce Carpenter pass failed), 6-75, 2:52	TROY 31, CCU 13
	08:42	TROY	RaJae' Johnson 36 yd pass from Gunnar Watson, (Brooks Buce kick), 6-72, 3:17	TROY 38, CCU 13
	04:49	TROY	DK Billingsley 3 yd rush, (Brooks Buce kick), 8-7 3:39	TROY 45, CCU 13
4th	14:55	CCU	Sam Pinckney 11 yd pass from Grayson McCall, (Tyler Roberts pass failed), 10-75, 4:54	TROY 45, CCU 19
	06:09	CCU	Tyson Mobley 21 yd pass from Grayson McCall, (Kade Hensley kick), 10-85, 4:03	TROY 45, CCU 26

TEAM STATISTICS

	CCU	TROY
First Downs.....	27	16
Rushes-Yards.....	31-113	36-93
Passing Yards.....	319	318
Pass Att-Comp-Int.....	29-41-1	12-17-0
Total Offense.....	432	411
Fumbles-Lost.....	2-1	1-0
Penalties-Yards.....	7-45	6-65
Punts-Yards (Avg./Net).....	4-151 (37.8/35.2)	4-145 (36.2/34.5)
Kickoffs-Yards (Avg./Net).....	3-182 (60.7/40.7)	8-518 (64.8/40.8)
Punt Returns (No.-Yds.-TD).....	1-7-0	1-10-0
Kickoff Returns (No.-Yds.-TD).....	1-19-0	1-16-0
Interceptions (No.-Yds.-TD).....	0-0-0	1-5-0
Fumble Returns (No.-Yds.-TD).....	0-0-0	0-0-0
Time of Possession.....	32:22	27:38
Third-Down Conversions.....	4-of-13	5-of-11
Fourth-Down Conversions.....	2-of-4	0-of-0
Red-Zone Scores-Chances.....	1-3	3-3
Sacks By (No.-Yds.).....	4-24	1-6
Field Goals.....	0-0	1-1
Points Off Turnovers.....	0	7

INDIVIDUAL STATISTICS

RUSHING: CCU — R. White 8-44; B. Bennett 5-33; C. Beasley 6-32; G. McCall 11-18, 1; TEAM 1-(-14).

TROY — D. Billingsley 9-57, 3; K. Vidal 20-53; G. Watson 5-(-15); TEAM 2-(-2).

PASSING: CCU — G. McCall 29-41-1, 319, 3.

TROY — G. Watson 12-17-0, 318, 3.

RECEIVING: CCU — T. Mobley 7-109, 1; S. Pinckney 11-81, 1; J. Brown 5-73, 1;

C. Beasley 1-28; X. Gravette 3-24; B. Bennett 1-8; R. White 1-(-4).

TROY — R. Johnson 4-134, 2; D. Stoudemire 3-99, 1; T. Johnson 3-59; D. Lewis 1-21; K. Vidal 1-5.

INTERCEPTIONS: CCU — None. **TROY** — T. Harris 1-5.

FUMBLE RECOVERIES: CCU — None. **TROY** — T. Jackson 1.

FORCED FUMBLES: CCU — A. Hope 1. **TROY** — None.

TACKLES-FOR-LOSS: CCU — K. Roberts 2.0-4; A. Hope 1.5-8; J. Griffin 1.5-6; J. Clark 1-10; J. Stewart 1.0-2; J. Madison 1.0-0; L. Boykin 0.5-2; T. Fletcher 0.5-2; J. Proche 0.5-1; T. Pinkney 0.5-1.

TROY — W. Cholah 1.0-6; J. Solomon 1.0-2; C. Martial 0.5-2; O. Fletcher 0.5-2.

SACKS: CCU — J. Clark 1.0-10; A. Hope 1.0-7; J. Griffin 1.0-4; K. Roberts 1.0-3.

TROY — W. Cholah 1.0-6.

	COASTAL CAROLINA	
	9-3, 6-2 SBC	
	EAST CAROLINA	
	7-5, 4-4 AAC	

GAME 13 • DEC. 27, 2022 • BIRMINGHAM, ALA. • PROTECTIVE STADIUM



2022-23 Coastal Carolina Football
Game Results
All games

Page 1/1
as of Dec 08, 2022

Team Results

	Date	Opponent		Score	Overall	Conf	Time	Attend
	09/03/2022	Army West Point	W	38-28	1-0	0-0	3:14	21165
	09/10/2022	Gardner-Webb	W	31-27	2-0	0-0	3:18	12261
	09/17/2022	Buffalo	W	38-26	3-0	0-0	3:51	13372
*	09/22/2022	at Georgia St.	W	41-24	4-0	1-0	3:33	13467
*	10/01/2022	Ga. Southern	W	34-30	5-0	2-0	3:39	19139
*	10/08/2022	at ULM	W	28-21	6-0	3-0	3:27	18448
*	10/15/2022	Old Dominion	L	21-49	6-1	3-1	3:24	16814
*	10/29/2022	at Marshall	W	24-13	7-1	4-1	3:33	24954
*	11/03/2022	App State	W	35-28	8-1	5-1	3:22	21224
*	11/12/2022	Southern Miss.	W	26-23	9-1	6-1	3:29	16203
*	11/26/2022	at James Madison	L	7-47	9-2	6-2	3:28	19393
	12/03/2022	at Troy	L	26-45	9-3	6-2	3:22	21554



2022-23 Coastal Carolina Football
Overall Team Statistics
All games

Page 1/2
as of Dec 08, 2022

Team Statistics

	CCU	OPP
Scoring	349	361
Points per game	29.1	30.1
Points Off Turnovers	52	51
First Downs	264	246
Rushing	105	87
Passing	132	143
Penalty	27	16
Rushing Yardage	1946	1564
Yards gained rushing	2268	1942
Yards lost rushing	322	378
Rushing attempts	475	407
Average per rush	4.1	3.8
Average per game	162.2	130.3
TDs Rushing	19	20
Passing Yardage	2988	3384
Comp-Att-Int	220-336-6	229-364-9
Average per pass	8.9	9.3
Average per catch	13.6	14.8
Average per game	249.0	282.0
TDs Passing	26	23
Total offense	4934	4948
Total plays	811	771
Average per play	6.1	6.4
Average per game	411.2	412.3
Kick returns: #-Yards	24-485	29-584
Punt returns: #-Yards	10-67	11-104
Int returns: #-Yards	9-105	6-157
Kick return average	20.2	20.1
Punt return average	6.7	9.5
Int return average	11.7	26.2
Fumbles-Lost	14-11	18-12
Penalties-Yards	70-642	75-655
Average per game	53.5	54.6
Punts-Yards	51-1921	43-1741
Average per punt	37.7	40.5
Net punt average	34.9	36.6
Kickoffs-Yards	67-4010	74-4604
Average per kick	59.9	62.2
Net kick average	38.2	39.7
Time of possession / game	32:41	27:20
3rd-down conversion	69/161	64/153
3rd-down pct	43%	42%
4rd-down conversion	12/20	9/19



2022-23 Coastal Carolina Football
Overall Team Statistics
All games

Page 2/2
as of Dec 08, 2022

	CCU	OPP
4rd-down pct	60%	47%
Sacks by-Yards	34-229	26-149
Misc Yards	0	0
Touchdowns scored	47	44
Field goals - attempts	8-12	18-20
On-Side kicks	0-2	0-0
Red-zone scores	(29-38) 76%	(38-47) 81%
Red-zone touchdowns	(25-38) 66%	(24-47) 51%
PAT-attempts	(43-44) 98%	(43-44) 98%
2-point conversion-attempts	(0-3) 0%	(0-0) 0%
Attendance	120178	97816
Games / Avg per game	7/17168	5/19563
Neutral site games	-	0/0

Score by Periods

Team	1st	2nd	3rd	4th	OT	TOT
Coastal Carolina	118	69	50	112	0	349
Opponents	61	123	98	79	0	361



2022-23 Coastal Carolina Football Individual Statistics All games

Page 1/3
as of Dec 08, 2022

Rushing

Player	gp	att	gain	loss	net	avg	td	lg	avg/g
CJ Beasley	12	135	724	18	706	5.2	4	56	58.8
Reese White	9	88	499	12	487	5.5	4	67	54.1
Jared Brown	12	20	190	3	187	9.4	1	45	15.6
Grayson McCall	10	87	313	130	183	2.1	5	21	18.3
Max Balthazar	7	25	129	0	129	5.2	1	22	18.4
Bryce Carpenter	12	39	111	17	94	2.4	1	12	7.8
Jarrett Guest	6	26	106	40	66	2.5	1	26	11.0
Braydon Bennett	3	12	63	9	54	4.5	0	21	18.0
Aaron Bedgood	5	8	47	2	45	5.6	1	30	9.0
Nate Hope	3	10	43	0	43	4.3	1	11	14.3
Elijah Hopkins	4	4	21	2	19	4.8	0	9	4.8
Bryce Archie	1	2	12	0	12	6.0	0	11	12.0
DeAndre Coleman	1	1	5	0	5	5.0	0	5	5.0
Tyson Mobley	12	2	5	4	1	0.5	0	5	0.1
Kyre Duplessis	12	1	0	2	-2	-2.0	0	0	-0.2
Ty Lyles	2	1	0	4	-4	-4.0	0	0	-2.0
Team	12	14	0	79	-79	-5.6	0	0	-6.6
Total	12	475	2268	322	1946	4.1	19	67	162.2
Opponents	12	407	1942	378	1564	3.8	20	70	130.3

Passing

Player	gp	effic	comp-att-int	pct	yds	td	lg	avg/g
Grayson McCall	10	173.1	197-285-2	69.1	2633	24	75	263.3
Jarrett Guest	6	92.3	19-43-4	44.2	302	1	48	50.3
Bryce Carpenter	12	195.9	4-6-0	66.7	53	1	31	4.4
Bryce Archie	1	0.0	0-2-0	0.0	0	0	0	0.0
Total	12	162.1	220-336-6	65.5	2988	26	75	249.0
Opponents	12	156.9	229-364-9	62.9	3384	23	73	282.0

Receiving

Player	gp	no.	yds	avg	td	lg	avg/g
Sam Pinckney	12	67	917	13.7	3	48	76.4
Jared Brown	12	47	782	16.6	6	75	65.2
Tyson Mobley	12	36	478	13.3	5	33	39.8
Xavier Gravette	9	20	190	9.5	2	31	21.1
CJ Beasley	12	18	187	10.4	1	59	15.6
Jacob Jenkins	10	11	149	13.5	5	37	14.9
Reese White	9	7	27	3.9	2	14	3.0
Tyler Roberts	12	6	103	17.2	2	36	8.6
Braydon Bennett	3	4	86	21.5	0	41	28.7
Kyre Duplessis	12	2	28	14.0	0	20	2.3
Deon Fountain	8	1	32	32.0	0	32	4.0
Logan Mauldin	3	1	9	9.0	0	9	3.0
Total	12	220	2988	13.6	26	75	249.0
Opponents	12	229	3384	14.8	23	73	282.0

Punt Returns

Player	no.	yds	avg	td	lg
Tyson Mobley	9	51	5.7	0	17
Tavyn Jackson	1	16	16.0	0	16
Total	10	67	6.7	0	17
Opponents	11	104	9.5	0	50

Interceptions

Player	no.	yds	avg	td	lg
Lance Boykin	2	0	0.0	0	0
Tre' Pinkney	2	11	5.5	0	8
Tavyn Jackson	2	54	27.0	0	54
D'Jordan Strong	1	42	42.0	0	42
Charles Arnold Jr.	1	0	0.0	0	0
Jacob Proche	1	-2	-2.0	0	0
Total	9	105	11.7	0	54
Opponents	6	157	26.2	1	77

Kick Returns

Player	no.	yds	avg	td	lg
Matthew McDoom	20	451	22.6	1	95
Tavyn Jackson	3	34	11.3	0	13
Tre' Pinkney	1	0	0.0	0	0
Total	24	485	20.2	1	95
Opponents	29	584	20.1	0	35

Fumble Returns

Player	no.	yds	avg	td	lg
Shane Bruce	1	14	14.0	0	14
Tobias Fletcher	1	12	12.0	0	12
D'Jordan Strong	1	8	8.0	0	8
JT Killen	3	0	0.0	0	0
Kennedy Roberts	2	0	0.0	0	0
Jahmar Brown	1	0	0.0	1	0
Jairan Parker	1	0	0.0	0	0
Braylon Ryan	1	0	0.0	0	0
Kade Hensley	1	0	0.0	0	0
Total	12	34	2.8	1	14
Opponents	11	17	1.5	0	17



2022-23 Coastal Carolina Football
Individual Statistics
All games

Page 2/3
as of Dec 08, 2022

Scoring

Player	td	fg	PAT						pts
			kick	rush	rcv	pass	dxp	saf	
Kade Hensley	-	8-11	43-44	-	-	-	-	-	67
Jared Brown	7	-	-	-	-	-	-	-	42
Reese White	6	-	-	-	-	-	-	-	36
Tyson Mobley	5	-	-	-	-	-	-	-	30
Jacob Jenkins	5	-	-	-	-	-	-	-	30
Grayson McCall	5	-	-	-	-	-	-	-	30
CJ Beasley	5	-	-	-	-	-	-	-	30
Sam Pinckney	3	-	-	-	-	-	-	-	18
Xavier Gravette	2	-	-	-	-	-	-	-	12
Tyler Roberts	2	-	-	-	-	-	-	-	12
Nate Hope	1	-	-	-	-	-	-	-	6
Aaron Bedgood	1	-	-	-	-	-	-	-	6
Jarrett Guest	1	-	-	-	-	-	-	-	6
Max Balthazar	1	-	-	-	-	-	-	-	6
Bryce Carpenter	1	-	-	-	-	-	-	-	6
Jahmar Brown	1	-	-	-	-	-	-	-	6
Matthew McDoom	1	-	-	-	-	-	-	-	6
Total	47	8-12	43-44	0	0	0	0	0	349
Opponents	44	18-20	43-44	0	0	0	0	0	361

Field Goals

Player	fg	pct.	01-19	20-29	30-39	40-49	50-99	lg	blk
Kade Hensley	8-11	72.7	0-0	4-4	0-2	4-5	0-0	48	0
Liam Gray	0-1	0.0	0-0	0-0	0-0	0-0	0-1	0	0
Opponents	18-20	90.0	0-0	6-6	6-6	6-7	0-1	47	2

FG Sequence

Team Name	Coastal Carolina	Opponents
Army West Point	(25)	
Gardner-Webb	(48)	(47),(29)
Buffalo	(44)	(36),(47),(42),(26)
Georgia St.	(24),(44),38	(36)
Ga. Southern	38	(45),(30),(20)
Old Dominion	46	
Marshall	(27)	(40),45,(39)
App State	52	
Southern Miss.	(43),(28)	(21),(23),(23)
James Madison		(32),(43),52
Troy		(35),()

Numbers in parentheses indicate field goal was made

Total Offense

Player	g	plays	rush	pass	total	avg/g
Grayson McCall	10	372	183	2633	2816	281.6
CJ Beasley	12	135	706	0	706	58.8
Reese White	9	88	487	0	487	54.1
Jarrett Guest	6	69	66	302	368	61.3
Jared Brown	12	20	187	0	187	15.6
Bryce Carpenter	12	45	94	53	147	12.3
Max Balthazar	7	25	129	0	129	18.4
Braydon Bennett	3	12	54	0	54	18.0
Aaron Bedgood	5	8	45	0	45	9.0
Nate Hope	3	10	43	0	43	14.3
Elijah Hopkins	4	4	19	0	19	4.8
Bryce Archie	1	4	12	0	12	12.0
DeAndre Coleman	1	1	5	0	5	5.0
Tyson Mobley	12	2	1	0	1	0.1
Kyre Duplessis	12	1	-2	0	-2	-0.2
Ty Lyles	2	1	-4	0	-4	-2.0
Team	12	0	-79	0	-79	-6.6
Total	12	811	1946	2988	4934	411.2
Opponents	12	771	1564	3384	4948	412.3

Punting

Player	no.	yds	avg	lg	tb	fc	i20	50+	blk
Evan Crenshaw	48	1856	38.7	54	1	17	7	2	0
Mack West	3	65	21.7	33	0	1	2	0	0
Total	51	1921	37.7	54	1	18	9	2	0
Opponents	43	1741	40.5	58	5	12	14	6	0

Kickoffs

Player	no.	yds	avg	tb	ob	retn	net	ydl
Liam Gray	46	2781	60.5	16	2			
Kade Hensley	21	1229	58.5	4	1			
Total	67	4010	59.9	20	3	29	38.2	26
Opponents	74	4604	62.2	42	2	23	39.7	25



2022-23 Coastal Carolina Football
Individual Statistics
All games

Page 3/3
as of Dec 08, 2022

All Purpose

Player	g	rush	rcv	pr	kr	ir	total	avg/g
Jared Brown	12	187	782	0	0	0	969	80.8
Sam Pinckney	12	0	917	0	0	0	917	76.4
CJ Beasley	12	706	187	0	0	0	893	74.4
Tyson Mobley	12	1	478	51	0	0	530	44.2
Reese White	9	487	27	0	0	0	514	57.1
Matthew McDoom	12	0	0	0	451	0	451	37.6
Xavier Gravette	9	0	190	0	0	0	190	21.1
Grayson McCall	10	183	0	0	0	0	183	18.3
Jacob Jenkins	10	0	149	0	0	0	149	14.9
Braydon Bennett	3	54	86	0	0	0	140	46.7
Max Balthazar	7	129	0	0	0	0	129	18.4
Tavyn Jackson	12	0	0	16	34	54	104	8.7
Tyler Roberts	12	0	103	0	0	0	103	8.6
Bryce Carpenter	12	94	0	0	0	0	94	7.8
Jarrett Guest	6	66	0	0	0	0	66	11.0
Aaron Bedgood	5	45	0	0	0	0	45	9.0
Nate Hope	3	43	0	0	0	0	43	14.3
D'Jordan Strong	11	0	0	0	0	42	42	3.8
Deon Fountain	8	0	32	0	0	0	32	4.0
Kyre Duplessis	12	-2	28	0	0	0	26	2.2
Elijah Hopkins	4	19	0	0	0	0	19	4.8
Bryce Archie	1	12	0	0	0	0	12	12.0
Tre' Pinkney	11	0	0	0	0	11	11	1.0
Logan Mauldin	3	0	9	0	0	0	9	3.0
DeAndre Coleman	1	5	0	0	0	0	5	5.0
Jacob Proche	12	0	0	0	0	-2	-2	-0.2
Ty Lyles	2	-4	0	0	0	0	-4	-2.0
Team	12	-79	0	0	0	0	-79	-6.6
Total	12	1946	2988	67	485	105	5591	465.9
Opponents	12	1564	3384	104	584	157	5793	482.8



2022-23 Coastal Carolina Football
Overall Defense Statistics
All games

Page 1/2
as of Dec 08, 2022

Team Defense

			Tackles				Sacks	Pass defense			Fumbles	blkd		
##	Player	gp	ua	a	tot	tfl/yds	no-yds	int-yds	brup	qbh	fr-yds	ff	kick	saf
21	JT Killen	12	27	63	90	6-25	2.5-20	.	4	2	3-0	1	.	.
7	Lance Boykin	11	31	27	58	2-10	1-7	2-0	8	.	.	1	.	.
1	Shane Bruce	9	10	41	51	2-4	0.5-3	.	.	2	1-14	.	.	.
38	Charles Arnold Jr.	12	23	25	48	0.5-1	.	1-0	6	1	.	1	.	.
39	Tre' Pinkney	11	19	27	46	2-4	.	2-11	1
4	Tobias Fletcher	12	23	18	41	1-4	.	.	1	.	1-12	1	.	.
15	Jerrod Clark	12	11	30	41	10-46	3.5-28	.	.	5	.	.	1	.
13	Joshua Madison	11	27	12	39	3-10	1-4	.	1	1	.	2	.	.
0	Josaiah Stewart	12	15	21	36	10-35	3.5-20	.	1	5	.	1	.	.
26	Jairan Parker	12	19	16	35	3.5-16	1-10	.	.	.	1-0	1	.	.
81	Adrian Hope	12	12	20	32	9.5-47	6.5-40	.	2	3	.	1	.	.
23	Jacob Proche	12	20	9	29	1.5-10	.	1--2	3	.	.	1	.	.
10	Tavyn Jackson	12	12	15	27	.	.	2-54	4	1
9	Manny Stokes Jr.	9	14	10	24	1.5-4	.	.	1
99	Kennedy Roberts	12	7	17	24	5.5-16	2.5-11	.	1	4	2-0	.	.	.
18	Jahmar Brown	7	10	10	20	5.5-35	3-26	.	2	.	1-0	.	.	.
52	Allen Henry	12	3	17	20	1.5-2	0.5-1	.	.	2
40	Braylon Ryan	12	7	13	20	3.5-14	2-11	.	.	5	1-0	.	.	.
3	JaQuon Griffin	12	5	14	19	7-36	4.5-30	.	.	4	.	1	.	.
2	D'Jordan Strong	11	12	5	17	.	.	1-42	4	.	1-8	.	.	.
36	Joah Cash	12	5	11	16	1.5-2
45	Mason Shelton	12	1	13	14	0.5-2
27	Aaron Diggs	11	6	5	11	1-2
90	Rolan Wooden II	9	2	9	11	1-1	1	.
25	Jamar Darboe	9	5	4	9	1-1
11	Amadou Fofana	11	4	5	9	1.5-9	1-8	.	.	3
22	Josiah Robinson	12	2	7	9	0.5-1
16	Matthew McDoom	12	5	4	9	1-4
33	Austin Randall	12	8	1	9
91	Emmanuel Johnson	6	5	3	8	1.5-10	1-10	.	.	2
0	Deon Fountain	8	1	2	3
5	Travis Geiger	4	1	2	3
83	Kyre Duplessis	12	1	2	3
93	James Johnson Jr.	3	.	2	2
12	Dre Pinckney	1	.	2	2
84	Jacob Jenkins	10	1	.	1
20	Chase Atkinson	8	.	1	1
8	Tyson Mobley	12	1	.	1
10	Grayson McCall	10	1	.	1
81	Payton Bunch	12	1	.	1
25	Kade Hensley	12	1-0	.	.	.



2022-23 Coastal Carolina Football
Overall Defense Statistics
All games

Page 2/2
as of Dec 08, 2022

			Tackles				Sacks	Pass defense			Fumbles		blkd	
##	Player	gp	ua	a	tot	tfl/yds	no-yds	int-yds	brup	qbh	fr-yds	ff	kick	saf
	Totals	12	357	486	843	85-351	34-229	9-105	39	40	12-34	11	2	0
	Opponents	12	377	490	867	73-268	26-149	6-157	25	29	11-17	5	1	0



2022-23 Coastal Carolina Football
Passing Game-by-Game
All games

Page 1/1
as of Dec 08, 2022

#7 Jarrett Guest	Comp	Att	Int	Pct	Yards	TD	Long	Sacked	Effic.
Buffalo	1	1	0	100.0	32	0	32	0-0	368.8
Georgia St.	0	1	1	0.0	0	0	0	0-0	-200.0
Old Dominion	1	4	0	25.0	8	0	8	1-3	41.8
Southern Miss.	7	14	2	50.0	163	0	48	2-13	119.2
James Madison	10	23	1	43.5	99	1	33	4-19	85.3
Totals	19	43	4	44.2	302	1	48	7-35	92.3

#9 Bryce Archie	Comp	Att	Int	Pct	Yards	TD	Long	Sacked	Effic.
James Madison	0	2	0	0.0	0	0	0	0-0	0.0
Totals	0	2	0	0.0	0	0	0	0-0	0.0

#10 Grayson McCall	Comp	Att	Int	Pct	Yards	TD	Long	Sacked	Effic.
Army West Point	12	17	0	70.6	174	3	26	0-0	214.8
Gardner-Webb	22	30	1	73.3	308	3	33	4-19	185.9
Buffalo	16	24	0	66.7	251	3	59	0-0	195.8
Georgia St.	19	27	0	70.4	268	2	53	0-0	178.2
Ga. Southern	23	34	0	67.6	335	3	61	2-14	179.5
ULM	19	28	0	67.9	246	1	56	1-4	153.4
Old Dominion	26	34	0	76.5	358	3	75	6-36	194.0
Marshall	13	24	0	54.2	121	1	37	2-26	110.3
App State	18	26	0	69.2	253	2	47	2-6	176.4
Troy	29	41	1	70.7	319	3	30	1-6	155.4
Totals	197	285	2	69.1	2633	24	75	18-111	173.1

#12 Bryce Carpenter	Comp	Att	Int	Pct	Yards	TD	Long	Sacked	Effic.
Georgia St.	1	3	0	33.3	0	0	0	0-0	33.3
App State	1	1	0	100.0	31	1	31	0-0	690.4
Southern Miss.	1	1	0	100.0	28	0	28	0-0	335.2
James Madison	1	1	0	100.0	-6	0	0	1-3	49.6
Totals	4	6	0	66.7	53	1	31	1-3	195.9



2022-23 Coastal Carolina Football
Rushing/Receiving Game-by-Game
All games

Page 1/1
as of Dec 08, 2022

Rushing

Player	No-Yds/TD	ARM	GW	UB	GSU	GS	ULM	ODU	Marsh	APP	USM	JMU	TROY
CJ Beasley	135-706/4	19-91/0	7-23/0	9-89/1	25-142/0	12-64/1	15-115/2	11-15/0	8-20/0	13-28/0	4-68/0	6-19/0	6-32/0
Reese White	88-487/4	21-133/1	13-35/0	2-77/0	DNP	DNP	DNP	10-46/0	6-43/0	9-38/1	12-42/2	7-29/0	8-44/0
Grayson McCall	87-183/5	6-27/1	12-13/0	3-13/0	8-38/1	10-34/1	9-41/0	11--20/0	11-12/1	6-7/0	DNP	DNP	11-18/1
Bryce Carpenter	39-94/1	4-4/0	1-1/0	-	1-7/0	-	-	-	13-38/1	8-30/0	8-15/0	4--1/0	-
Jarrett Guest	26-66/1	DNP	DNP	-	3-33/1	DNP	DNP	2-3/0	DNP	-	7-4/0	14-26/0	DNP
Max Balthazar	25-129/1	DNP	DNP	4-2/0	3-16/0	6-47/0	3-30/1	7-32/0	-	DNP	DNP	2-2/0	DNP
Jared Brown	20-187/1	1-11/0	-	3-16/0	4-27/0	2-11/0	-	-	5-34/0	3-84/1	2-4/0	-	-
Braydon Bennett	12-54/0	DNP	DNP	DNP	DNP	DNP	DNP	DNP	DNP	DNP	5-17/0	2-4/0	5-33/0
Nate Hope	10-43/1	-	DNP	4-28/0	6-15/1	DNP	DNP	DNP	DNP	DNP	DNP	DNP	DNP
Aaron Bedgood	8-45/1	1--1/0	DNP	DNP	DNP	DNP	DNP	DNP	DNP	4-16/0	2-29/1	1-1/0	-
Elijah Hopkins	4-19/0	DNP	DNP	DNP	-	-	2-5/0	2-14/0	DNP	DNP	DNP	DNP	DNP
Bryce Archie	2-12/0	DNP	DNP	DNP	DNP	DNP	DNP	DNP	DNP	DNP	DNP	2-12/0	DNP
Tyson Mobley	2-1/0	-	-	-	-	-	1--4/0	-	1-5/0	-	-	-	-
DeAndre Coleman	1-5/0	DNP	DNP	1-5/0	DNP	DNP	DNP	DNP	DNP	DNP	DNP	DNP	DNP
Kyre Duplessis	1--2/0	-	-	-	-	-	-	-	1--2/0	-	-	-	-
Ty Lyles	1--4/0	DNP	DNP	1--4/0	-	DNP	DNP	DNP	DNP	DNP	DNP	DNP	DNP

Receiving

Player	No-Yds/TD	ARM	GW	UB	GSU	GS	ULM	ODU	Marsh	APP	USM	JMU	TROY
Sam Pinckney	67-917/3	3-69/1	7-87/0	5-103/0	7-77/0	6-41/0	9-133/0	7-113/0	1-5/0	4-80/1	4-106/0	3-22/0	11-81/1
Jared Brown	47-782/6	2-29/0	4-71/0	3-24/0	5-129/2	5-139/1	4-83/1	5-90/1	6-57/0	5-79/0	1-1/0	2-7/0	5-73/1
Tyson Mobley	36-478/5	4-42/0	3-50/2	1-4/1	3-33/0	4-42/0	1-10/0	4-63/0	1-8/0	5-64/0	1-15/0	2-38/1	7-109/1
Xavier Gravette	20-190/2	-	DNP	DNP	2-6/0	4-57/1	2-13/0	4-29/0	DNP	2-44/1	-	3-17/0	3-24/0
CJ Beasley	18-187/1	-	1-17/0	3-74/1	3-23/0	2-15/0	3-7/0	1-10/0	3-12/0	1-1/0	-	-	1-28/0
Jacob Jenkins	11-149/5	-	2-23/1	2-47/1	DNP	-	-	3-24/1	2-39/1	2-16/1	-	DNP	-
Reese White	7-27/2	2-20/2	3-0/0	1-11/0	DNP	DNP	DNP	-	-	-	-	-	1--4/0
Tyler Roberts	6-103/2	1-14/0	1-28/0	1-11/0	-	2-41/1	-	1-9/1	-	-	-	-	-
Braydon Bennett	4-86/0	DNP	DNP	DNP	DNP	DNP	DNP	DNP	DNP	DNP	2-69/0	1-9/0	1-8/0
Kyre Duplessis	2-28/0	-	-	-	-	-	-	2-28/0	-	-	-	-	-
Deon Fountain	1-32/0	-	1-32/0	DNP	DNP	DNP	DNP	-	-	-	-	-	-
Logan Mauldin	1-9/0	DNP	DNP	1-9/0	-	DNP	DNP	DNP	DNP	DNP	DNP	-	DNP



2022-23 Coastal Carolina Football
Total Tackles Game-by-Game
All games

Page 1/1
as of Dec 08, 2022

Total Tackles

Player	S-A	Total	ARM	GW	UB	GSU	GS	ULM	ODU	Marsh	APP	USM	JMU	TROY
JT Killen	27-63	90	0-5	1-6	3-7	3-2	4-5	4-9	3-6	2-5	3-5	2-8	2-4	0-1
Lance Boykin	31-27	58	1-1	4-2	5-2	DNP	2-3	5-2	3-1	4-3	1-4	2-1	2-2	2-6
Shane Bruce	10-41	51	1-5	2-7	2-2	DNP	-	DNP	DNP	1-10	1-6	2-5	1-0	0-6
Charles Arnold Jr.	23-25	48	-	4-2	2-2	3-1	0-2	5-2	1-1	1-7	3-3	3-2	0-1	1-2
Tre' Pinkney	19-27	46	0-2	1-1	5-7	5-5	4-6	DNP	1-1	0-1	-	2-0	0-1	1-3
Tobias Fletcher	23-18	41	1-2	4-2	3-6	1-0	3-0	4-1	2-2	0-1	1-2	2-0	2-1	0-1
Jerrod Clark	11-30	41	0-4	0-3	1-2	2-5	3-3	0-1	0-3	1-3	2-0	1-3	0-2	1-1
Joshua Madison	27-12	39	0-1	3-2	1-3	1-0	3-0	4-0	3-3	5-0	3-1	DNP	3-2	1-0
Josaiah Stewart	15-21	36	3-3	1-1	2-1	2-2	0-1	2-2	0-1	1-1	1-4	2-2	-	1-3
Jairan Parker	19-16	35	0-1	1-0	3-5	-	1-0	3-1	1-0	3-1	3-2	2-1	1-2	1-3
Adrian Hope	12-20	32	2-3	-	2-2	-	0-1	0-3	1-2	0-1	3-1	1-4	1-1	2-2
Jacob Proche	20-9	29	-	-	3-1	2-1	2-1	1-1	2-0	2-2	3-0	1-0	2-0	2-3
Tavyn Jackson	12-15	27	1-3	2-1	1-1	2-0	1-1	2-4	0-1	1-0	-	0-1	1-0	1-3
Manny Stokes Jr.	14-10	24	2-4	0-2	4-1	1-0	3-2	2-1	1-0	1-0	DNP	-	DNP	DNP
Kennedy Roberts	7-17	24	1-4	0-3	0-1	-	0-3	-	-	0-2	2-1	0-2	1-1	3-0
Jahmar Brown	10-10	20	1-1	3-1	2-2	2-0	1-3	1-1	0-2	DNP	DNP	DNP	DNP	DNP
Braylon Ryan	7-13	20	-	1-0	1-1	2-1	0-2	0-2	0-1	0-2	0-1	1-1	1-0	1-2
Allen Henry	3-17	20	0-3	2-0	0-1	0-1	0-2	1-1	0-4	0-1	0-1	0-1	0-2	-
JaQuon Griffin	5-14	19	0-4	0-2	1-0	0-2	-	0-1	1-1	1-1	-	1-0	-	1-3
D'Jordan Strong	12-5	17	0-1	2-0	0-1	DNP	2-0	0-1	1-1	3-1	-	1-0	3-0	-
Joah Cash	5-11	16	-	0-1	0-3	-	0-1	-	1-0	0-3	1-0	-	3-3	-
Mason Shelton	1-13	14	0-2	-	0-3	1-1	-	-	-	-	-	0-2	0-4	0-1
Aaron Diggs	6-5	11	-	-	0-1	-	2-1	3-1	-	0-1	-	-	1-1	DNP
Rolan Wooden II	2-9	11	0-3	1-1	-	-	0-2	0-1	-	1-2	-	DNP	DNP	DNP
Austin Randall	8-1	9	-	-	2-0	-	-	-	1-0	1-0	1-0	1-0	2-1	-
Matthew McDoom	5-4	9	-	-	-	-	-	-	-	0-1	2-0	-	3-1	0-2
Jamar Darboe	5-4	9	DNP	DNP	DNP	1-0	1-0	3-4	-	-	-	-	-	-
Amadou Fofana	4-5	9	DNP	-	0-1	1-0	-	1-2	1-0	-	-	0-1	1-1	-
Josiah Robinson	2-7	9	-	-	0-1	-	-	-	-	2-3	0-1	0-1	-	0-1
Emmanuel Johnson	5-3	8	-	1-1	1-2	2-0	1-0	-	DNP	DNP	DNP	DNP	DNP	DNP
Kyre Duplessis	1-2	3	-	0-1	-	-	-	-	-	0-1	-	1-0	-	-
Travis Geiger	1-2	3	DNP	DNP	-	DNP	1-1	0-1	-	DNP	DNP	DNP	DNP	DNP
Deon Fountain	1-2	3	-	0-1	DNP	DNP	DNP	DNP	-	0-1	-	1-0	-	-
Dre Pinckney	0-2	2	0-2	DNP	DNP	DNP	DNP	DNP	DNP	DNP	DNP	DNP	DNP	DNP
James Johnson Jr.	0-2	2	DNP	DNP	DNP	DNP	DNP	DNP	DNP	DNP	DNP	0-1	-	0-1
Grayson McCall	1-0	1	-	1-0	-	-	-	-	-	-	-	DNP	DNP	-
Tyson Mobley	1-0	1	-	-	-	-	-	-	-	1-0	-	-	-	-
Payton Bunch	1-0	1	-	-	-	-	-	-	-	-	-	-	-	1-0
Jacob Jenkins	1-0	1	-	-	-	DNP	-	-	-	-	-	1-0	DNP	-
Chase Atkinson	0-1	1	DNP	-	0-1	DNP	DNP	-	-	DNP	-	-	-	-



2022-23 Coastal Carolina Football
Team Game-by-Game
All games

Page 1/1
as of Dec 08, 2022

Date	Opponent	Rushing				Receiving				Passing				Kick Returns				Punt Returns				tot off
		no.	yds	td	lg	no.	yds	td	lg	cmp-att-int	yds	td	lg	no.	yds	td	lg	no.	yds	td	lg	
09/03/2022	Army West Point	53	263	2	18	12	174	3	26	12-17-0	174	3	26	2	30	0	16	0	0	0	0	437
09/10/2022	Gardner-Webb	37	46	0	9	22	308	3	33	22-30-1	308	3	33	5	136	1	95	1	16	0	16	354
09/17/2022	Buffalo	28	221	1	67	17	283	3	59	17-25-0	283	3	59	0	0	0	0	1	7	0	7	504
09/22/2022	at Georgia St.	52	272	3	27	20	268	2	53	20-31-1	268	2	53	1	50	0	50	2	-12	0	2	540
10/01/2022	Ga. Southern	31	150	2	24	23	335	3	61	23-34-0	335	3	61	3	40	0	23	1	11	0	11	485
10/08/2022	at ULM	30	187	3	37	19	246	1	56	19-28-0	246	1	56	2	45	0	23	0	0	0	0	433
10/15/2022	Old Dominion	43	90	0	15	27	366	3	75	27-38-0	366	3	75	3	68	0	26	0	0	0	0	456
10/29/2022	at Marshall	45	150	2	18	13	121	1	37	13-24-0	121	1	37	1	22	0	22	2	13	0	9	271
11/03/2022	App State	45	192	2	45	19	284	3	47	19-27-0	284	3	47	4	50	0	30	0	0	0	0	476
11/12/2022	Southern Miss.	42	170	3	56	8	191	0	48	8-15-2	191	0	48	0	0	0	0	0	0	0	0	361
11/26/2022	at James Madison	38	92	0	12	11	93	1	33	11-26-1	93	1	33	2	25	0	13	2	25	0	17	185
12/03/2022	at Troy	31	113	1	17	29	319	3	30	29-41-1	319	3	30	1	19	0	19	1	7	0	7	432
Coastal Carolina		475	1946	19	67	220	2988	26	75	220-336-6	2988	26	75	24	485	1	95	10	67	0	17	4934
Opponents		407	1564	20	70	229	3384	23	73	229-364-9	3384	23	73	29	584	0	35	11	104	0	50	4948

Coastal Carolina Averages

Games	Avg/ rush	Avg/ catch	Pass effic	KR avg	PR avg	All purpose avg/game	Total offense avg/game
12	4.1	13.6	162.1	20.2	6.7	465.9	411.2

Date	Opponent	Tackles			Sacks		Fumble		Pass Defense			blkd	PAT attempts			off		
		ua	a	total	tfl-yds	no-yds	ff	fr-yds	int-yds	qbh	brup	kick	kick	rush	rcv	saf	t/o	pts
09/03/2022	Army West Point	13	54	67	5.0-13	1-7	0	0-0	1-0	2	0	0	5-5	0	0	0	7	38
09/10/2022	Gardner-Webb	34	40	74	7.0-49	4-42	2	3-0	2-0	0	1	0	4-4	0	0	0	7	31
09/17/2022	Buffalo	44	60	104	13.0-52	5-30	1	2-0	2-40	5	9	0	5-5	0	0	0	21	38
09/22/2022	at Georgia St.	31	24	55	7.0-26	2-15	1	2-12	2-8	2	5	0	5-5	0	0	0	7	41
10/01/2022	Ga. Southern	34	40	74	2.0-10	1-7	0	0-0	1-3	4	9	0	4-4	0	0	0	0	34
10/08/2022	at ULM	41	42	83	7.0-25	3-13	1	2-0	0-0	1	1	0	4-4	0	0	0	0	28
10/15/2022	Old Dominion	23	30	53	4.0-12	1-7	0	0-0	0-0	0	2	0	3-3	0	0	0	0	21
10/29/2022	at Marshall	31	54	85	8.0-46	4-33	3	2-22	0-0	10	4	1	3-3	0	0	0	3	24
11/03/2022	App State	30	32	62	7.0-25	2-13	1	1-0	1-54	3	0	0	5-5	0	0	0	7	35
11/12/2022	Southern Miss.	27	36	63	10.0-38	6-30	1	0-0	0-0	7	8	0	2-3	0	0	0	0	26
11/26/2022	at James Madison	30	30	60	5.0-18	1-8	0	0-0	0-0	5	0	1	1-1	0	0	0	0	7
12/03/2022	at Troy	19	44	63	10.0-37	4-24	1	0-0	0-0	1	0	0	2-2	0	0	0	0	26
Coastal Carolina		357	486	843	85.0-351	34-229	11	12-34	9-105	40	39	2	43-44	0	0	0	52	349
Opponents		377	490	867	73.0-268	26-149	5	11-17	6-157	29	25	1	43-44	0	0	0	51	361

		Punting									Field Goals			Kickoffs				
Date	Opponent	no.	yds	avg	long	blkd	tb	fc	50+	i20	md-att	long	blkd	no.	yds	avg	tb	ob
09/03/2022	Army West Point	2	90	45.0	48	0	0	1	0	1	1-1	25	0	7	436	62.3	3	0
09/10/2022	Gardner-Webb	6	204	34.0	47	0	0	3	0	3	1-1	48	0	6	374	62.3	1	0
09/17/2022	Buffalo	2	86	43.0	45	0	1	1	0	0	1-1	44	0	7	407	58.1	0	0
09/22/2022	at Georgia St.	3	109	36.3	43	0	0	1	0	2	2-3	44	0	8	512	64.0	6	0
10/01/2022	Ga. Southern	4	145	36.3	39	0	0	0	0	1	0-1	0	0	6	364	60.7	2	1
10/08/2022	at ULM	6	180	30.0	44	0	0	2	0	0	0-0	0	0	5	317	63.4	1	0
10/15/2022	Old Dominion	1	33	33.0	33	0	0	1	0	0	0-1	0	0	4	244	61.0	1	0
10/29/2022	at Marshall	9	364	40.4	50	0	0	2	1	1	1-1	27	0	5	315	63.0	2	0
11/03/2022	App State	3	137	45.7	54	0	0	1	1	1	0-1	0	0	6	370	61.7	0	1
11/12/2022	Southern Miss.	2	71	35.5	38	0	0	1	0	0	2-2	43	0	6	358	59.7	2	0
11/26/2022	at James Madison	9	351	39.0	43	0	0	3	0	0	0-0	0	0	2	119	59.5	1	0
12/03/2022	at Troy	4	151	37.8	43	0	0	2	0	0	0-0	0	0	5	194	38.8	1	1
Coastal Carolina		51	1921	37.7	54	0	1	18	2	9	8-12	48	0	67	4010	59.9	20	3
Opponents		43	1741	40.5	58	0	5	12	6	14	18-20	47	2	74	4604	62.2	42	2



2022-23 Coastal Carolina Football Opponents Game-by-Game All games

Page 1/1
as of Dec 08, 2022

Date	Opponent	Rushing				Receiving				Passing				Kick Returns				Punt Returns				tot
		no.	yds	td	lg	no.	yds	td	lg	cmp	att	int	yds	td	lg	no.	yds	td	lg	no.	yds	td
09/03/2022	Army West Point	39	202	2	70	4	142	2	73	4-8-1	142	2	73	1	21	0	21	1	0	0	0	344
09/10/2022	Gardner-Webb	28	47	2	14	28	448	1	53	28-38-2	448	1	53	3	70	0	33	0	0	0	0	495
09/17/2022	Buffalo	44	59	0	15	30	278	2	20	30-49-2	278	2	20	7	163	0	29	0	0	0	0	337
09/22/2022	at Georgia St.	33	78	1	12	14	231	1	53	14-25-2	231	1	53	0	0	0	0	2	19	0	15	309
10/01/2022	Ga. Southern	31	178	1	24	26	284	2	37	26-43-1	284	2	37	2	15	0	16	2	60	0	50	462
10/08/2022	at ULM	39	145	1	27	27	279	2	42	27-31-0	279	2	42	1	21	0	21	1	0	0	0	424
10/15/2022	Old Dominion	31	320	4	67	13	205	3	27	13-17-0	205	3	27	2	45	0	27	0	0	0	0	525
10/29/2022	at Marshall	37	87	1	26	19	320	0	56	19-37-0	320	0	61	3	57	0	24	2	16	0	13	407
11/03/2022	App State	27	88	2	14	19	279	2	46	19-28-1	279	2	46	4	75	0	24	1	-1	0	0	367
11/12/2022	Southern Miss.	28	52	1	14	20	313	1	46	20-39-0	313	1	46	4	86	0	35	0	0	0	0	365
11/26/2022	at James Madison	34	215	2	34	17	287	4	43	17-32-0	287	4	43	1	15	0	15	1	0	0	0	502
12/03/2022	at Troy	36	93	3	33	12	318	3	67	12-17-0	318	3	67	1	16	0	16	1	10	0	10	411
Opponents		407	1564	20	70	229	3384	23	73	229-364-9	3384	23	73	29	584	0	35	11	104	0	50	4948
Coastal Carolina		475	1946	19	67	220	2988	26	75	220-336-6	2988	26	75	24	485	1	95	10	67	0	17	4934

Opponents Averages

Games	Avg/ rush	Avg/ catch	Pass effic	KR avg	PR avg	All purpose avg/game	Total offense avg/game
12	3.8	14.8	156.9	20.1	9.5	482.8	412.3

Date	Opponent	Tackles				Sacks	Fumble		Pass Defense			blkd	PAT attempts			off		
		ua	a	total	tfl-yds	no-yds	ff	fr-yds	int-yds	qbh	brup	kick	kick	rush	rcv	saf	t/o	pts
09/03/2022	Army West Point	28	60	88	2.0-3	0-0	0	0-0	0-0	0	1	0	4-4	0	0	0	0	28
09/10/2022	Gardner-Webb	23	60	83	8.0-42	4-19	0	1-17	1-54	1	2	0	3-3	0	0	0	3	27
09/17/2022	Buffalo	23	28	51	2.0-4	0-0	2	4-0	0-0	3	2	0	2-2	0	0	0	6	26
09/22/2022	at Georgia St.	52	28	80	5.0-9	0-0	0	0-0	1-77	2	1	0	3-3	0	0	0	7	24
10/01/2022	Ga. Southern	29	38	67	3.0-15	2-14	1	1-0	0-0	0	4	0	3-3	0	0	0	0	30
10/08/2022	at ULM	32	16	48	4.0-14	1-4	0	0-0	0-0	1	2	0	3-3	0	0	0	0	21
10/15/2022	Old Dominion	33	56	89	12.0-48	7-39	1	1-0	0-0	2	3	0	7-7	0	0	0	7	49
10/29/2022	at Marshall	32	56	88	7.0-34	2-26	0	0-0	0-0	9	3	0	1-1	0	0	0	0	13
11/03/2022	App State	34	46	80	8.0-25	2-6	0	1-0	0-0	2	1	0	4-4	0	0	0	7	28
11/12/2022	Southern Miss.	23	40	63	11.0-31	2-13	0	0-0	2-21	1	0	1	2-2	0	0	0	7	23
11/26/2022	at James Madison	36	32	68	8.0-31	5-22	1	1-0	1-0	2	3	0	5-6	0	0	0	7	47
12/03/2022	at Troy	32	30	62	3.0-12	1-6	0	2-0	1-5	6	3	0	6-6	0	0	0	7	45
Opponents		377	490	867	73.0-268	26-149	5	11-17	6-157	29	25	1	43-44	0	0	0	51	361
Coastal Carolina		357	486	843	85.0-351	34-229	11	12-34	9-105	40	39	2	43-44	0	0	0	52	349

Date	Opponent	Punting										Field Goals			Kickoffs			
		no.	yds	avg	long	blkd	tb	fc	50+	i20	md-att	long	blkd	no.	yds	avg	tb	ob
09/03/2022	Army West Point	3	127	42.3	55	0	0	2	1	0	0-0	0	0	5	316	63.2	2	1
09/10/2022	Gardner-Webb	3	96	32.0	38	0	0	1	0	0	2-2	47	0	6	309	51.5	0	0
09/17/2022	Buffalo	3	122	40.7	46	0	1	0	0	0	4-4	47	0	7	448	64.0	6	1
09/22/2022	at Georgia St.	5	212	42.4	53	0	0	3	1	1	1-1	36	0	5	325	65.0	4	0
10/01/2022	Ga. Southern	3	133	44.3	58	0	0	0	1	2	3-3	45	0	7	447	63.9	4	0
10/08/2022	at ULM	2	93	46.5	49	0	1	0	0	1	0-0	0	0	4	259	64.8	2	0
10/15/2022	Old Dominion	2	84	42.0	46	0	2	0	0	0	0-0	0	0	8	510	63.8	5	0
10/29/2022	at Marshall	5	192	38.4	52	0	0	2	1	2	2-3	40	1	4	254	63.5	2	0
11/03/2022	App State	4	173	43.3	49	0	0	2	0	0	0-0	0	0	5	290	58.0	1	0
11/12/2022	Southern Miss.	4	142	35.5	41	0	1	1	0	1	3-3	23	0	6	390	65.0	6	0
11/26/2022	at James Madison	5	222	44.4	56	0	0	0	2	4	2-3	43	1	9	538	59.8	4	0
12/03/2022	at Troy	4	145	36.3	49	0	0	1	0	3	1-1	35	0	8	518	64.8	6	0
Opponents		43	1741	40.5	58	0	5	12	6	14	18-20	47	2	74	4604	62.2	42	2
Coastal Carolina		51	1921	37.7	54	0	1	18	2	9	8-12	48	0	67	4010	59.9	20	3



2022-23 Coastal Carolina Football Team Game-by-Game Comparison All games

Page 1/1
as of Dec 08, 2022

Opponent	Score	First Downs				Rushing Number-Yards	Passing		Total Offense Plays-Yards	Return Yards	Turn- Overs
		Total	Rush	Pass	Pen		Comp-Att-Int	Yards			
Army West Point	38-28	30 / 11	16 / 9	10 / 2	4 / 0	53-263 / 39-202	12-17-0 / 4-8-1	174 / 142	70-437 / 47-344	30 / 21	0 / 1
Gardner-Webb	31-27	20 / 23	4 / 6	14 / 15	2 / 2	37-46 / 28-47	22-30-1 / 28-38-2	308 / 448	67-354 / 66-495	152 / 141	2 / 5
Buffalo	38-26	20 / 27	7 / 6	12 / 20	1 / 1	28-221 / 44-59	17-25-0 / 30-49-2	283 / 278	53-504 / 93-337	47 / 163	4 / 4
Georgia St.	41-24	28 / 17	15 / 7	11 / 9	2 / 1	52-272 / 33-78	20-31-1 / 14-25-2	268 / 231	83-540 / 58-309	58 / 96	1 / 4
Ga. Southern	34-30	23 / 24	9 / 7	13 / 16	1 / 1	31-150 / 31-178	23-34-0 / 26-43-1	335 / 284	65-485 / 74-462	54 / 75	1 / 1
ULM	28-21	20 / 24	7 / 10	11 / 12	2 / 2	30-187 / 39-145	19-28-0 / 27-31-0	246 / 279	58-433 / 70-424	45 / 21	0 / 2
Old Dominion	21-49	23 / 23	6 / 12	12 / 10	5 / 1	43-90 / 31-320	27-38-0 / 13-17-0	366 / 205	81-456 / 48-525	68 / 45	1 / 0
Marshall	24-13	21 / 20	11 / 5	7 / 13	3 / 2	45-150 / 37-87	13-24-0 / 19-37-0	121 / 320	69-271 / 74-407	57 / 73	0 / 2
App State	35-28	23 / 16	9 / 3	13 / 11	1 / 2	45-192 / 27-88	19-27-0 / 19-28-1	284 / 279	72-476 / 55-367	104 / 74	1 / 2
Southern Miss.	26-23	18 / 20	8 / 6	6 / 13	4 / 1	42-170 / 28-52	8-15-2 / 20-39-0	191 / 313	57-361 / 67-365	0 / 107	2 / 0
James Madison	7-47	11 / 25	6 / 12	5 / 12	0 / 1	38-92 / 34-215	11-26-1 / 17-32-0	93 / 287	64-185 / 66-502	50 / 15	2 / 0
Troy	26-45	27 / 16	7 / 4	18 / 10	2 / 2	31-113 / 36-93	29-41-1 / 12-17-0	319 / 318	72-432 / 53-411	26 / 31	3 / 0
Totals	349-361	264 / 246	105 / 87	132 / 143	27 / 16	475-1946 / 407-1564	220-336-6 / 229-364-9	2988 / 3384	811-4934 / 771-4948	691 / 862	17 / 21

Opponents	3rd Down Conversion	4th Down Conversion	Time of Possession	TOP Margin	Avg Yds/Rush	Avg Yds/Pass	Avg Yds/Play	Punting Number-Avg	Penalties Number-Yards	Sacks
Army West Point	4-11 / 5-12	3-3 / 2-3	36:16 / 23:44	12:32	5.0 / 5.2	10.2 / 17.8	6.2 / 7.3	2-45.0 / 3-42.3	4-21.0 / 6-47.0	1 / 0
Gardner-Webb	6-13 / 3-9	0-0 / 0-0	33:48 / 26:11	07:37	1.2 / 1.7	10.3 / 11.8	5.3 / 7.5	6-34.0 / 3-32.0	7-62.0 / 10-70.0	4 / 4
Buffalo	3-8 / 8-20	1-2 / 3-5	20:54 / 39:06	-18:12	7.9 / 1.3	11.3 / 5.7	9.5 / 3.6	2-43.0 / 3-40.7	5-50.0 / 6-44.0	5 / 0
Georgia St.	9-15 / 5-12	0-0 / 1-1	40:13 / 19:56	20:17	5.2 / 2.4	8.6 / 9.2	6.5 / 5.3	3-36.3 / 5-42.4	2-27.0 / 3-30.0	2 / 0
Ga. Southern	7-12 / 8-17	0-0 / 1-3	30:58 / 29:02	01:56	4.8 / 5.7	9.9 / 6.6	7.5 / 6.2	4-36.3 / 3-44.3	4-28.0 / 6-60.0	1 / 2
ULM	7-14 / 7-13	0-0 / 0-2	27:14 / 32:46	-05:32	6.2 / 3.7	8.8 / 9.0	7.5 / 6.1	6-30.0 / 2-46.5	13-130.0 / 5-45.0	3 / 1
Old Dominion	8-17 / 3-6	2-5 / 1-1	36:58 / 23:02	13:56	2.1 / 10.3	9.6 / 12.1	5.6 / 10.9	1-33.0 / 2-42.0	6-58.0 / 8-88.0	1 / 7
Marshall	3-14 / 4-15	1-1 / 0-1	35:00 / 25:00	10:00	3.3 / 2.4	5.0 / 8.6	3.9 / 5.5	9-40.4 / 5-38.4	6-65.0 / 11-83.0	4 / 2
App State	9-15 / 5-11	0-1 / 0-1	37:56 / 22:04	15:52	4.3 / 3.3	10.5 / 10.0	6.6 / 6.7	3-45.7 / 4-43.3	4-50.0 / 3-20.0	2 / 2
Southern Miss.	4-12 / 6-15	1-1 / 1-2	30:56 / 29:04	01:52	4.0 / 1.9	12.7 / 8.0	6.3 / 5.4	2-35.5 / 4-35.5	7-56.0 / 8-78.0	6 / 2
James Madison	5-17 / 5-12	2-3 / 0-0	29:37 / 30:23	-00:46	2.4 / 6.3	3.6 / 9.0	2.9 / 7.6	9-39.0 / 5-44.4	5-50.0 / 3-25.0	1 / 5
Troy	4-13 / 5-11	2-4 / 0-0	32:22 / 27:37	04:45	3.6 / 2.6	7.8 / 18.7	6.0 / 7.8	4-37.8 / 4-36.3	7-45.0 / 6-65.0	4 / 1
Totals	69-161 / 64-153	12-20 / 9-19	392:12 / 327:55	64:17	4.1 / 3.8	8.9 / 9.3	6.1 / 6.4	51-37.7 / 43-40.5	70-642.0 / 75-655.0	34 / 26

Note: Game totals are displayed in the format TEAM/OPPONENT for each category



2022-23 Coastal Carolina Football
By Quarter Statistics
All games

Page 1/2
as of Dec 08, 2022

3rd-Down Conversions

Date	Opponent	Score	Overall	1st Qtr	2nd Qtr	3rd Qtr	4th Qtr	Overtime
09/03/2022	Army West Point	W 38-28	4-11 36.4	0-3 0.0	1-2 50.0	2-4 50.0	1-2 50.0	0-0 0.0
09/10/2022	Gardner-Webb	W 31-27	6-13 46.2	2-5 40.0	0-1 0.0	1-2 50.0	3-5 60.0	0-0 0.0
09/17/2022	Buffalo	W 38-26	3-8 37.5	0-2 0.0	2-3 66.7	0-2 0.0	1-1 100.0	0-0 0.0
09/22/2022	at Georgia St.	W 41-24	9-15 60.0	3-4 75.0	1-4 25.0	3-3 100.0	2-4 50.0	0-0 0.0
10/01/2022	Ga. Southern	W 34-30	7-12 58.3	2-3 66.7	1-3 33.3	2-3 66.7	2-3 66.7	0-0 0.0
10/08/2022	at ULM	W 28-21	7-14 50.0	4-4 100.0	1-3 33.3	1-3 33.3	1-4 25.0	0-0 0.0
10/15/2022	Old Dominion	L 21-49	8-17 47.1	1-3 33.3	3-5 60.0	2-3 66.7	2-6 33.3	0-0 0.0
10/29/2022	at Marshall	W 24-13	3-14 21.4	0-1 0.0	2-5 40.0	0-3 0.0	1-5 20.0	0-0 0.0
11/03/2022	App State	W 35-28	9-15 60.0	0-1 0.0	1-4 25.0	3-4 75.0	5-6 83.3	0-0 0.0
11/12/2022	Southern Miss.	W 26-23	4-12 33.3	2-3 66.7	0-4 0.0	1-3 33.3	1-2 50.0	0-0 0.0
11/26/2022	at James Madison	L 7-47	5-17 29.4	3-6 50.0	1-5 20.0	1-3 33.3	0-3 0.0	0-0 0.0
12/03/2022	at Troy	L 26-45	4-13 30.8	0-3 0.0	2-5 40.0	1-2 50.0	1-3 33.3	0-0 0.0
Coastal Carolina Opponents			69-161 42.9	17-38 44.7	15-44 34.1	17-35 48.6	20-44 45.5	0-0 0.0
			64-153 41.8	13-36 36.1	17-38 44.7	20-38 52.6	14-41 34.1	0-0 0.0

4th-Down Conversions

Date	Opponent	Score	Overall	1st Qtr	2nd Qtr	3rd Qtr	4th Qtr	Overtime
09/03/2022	Army West Point	W 38-28	3-3 100.0	2-2 100.0	0-0 0.0	1-1 100.0	0-0 0.0	0-0 0.0
09/10/2022	Gardner-Webb	W 31-27	0-0 0.0	0-0 0.0	0-0 0.0	0-0 0.0	0-0 0.0	0-0 0.0
09/17/2022	Buffalo	W 38-26	1-2 50.0	1-1 100.0	0-0 0.0	0-1 0.0	0-0 0.0	0-0 0.0
09/22/2022	at Georgia St.	W 41-24	0-0 0.0	0-0 0.0	0-0 0.0	0-0 0.0	0-0 0.0	0-0 0.0
10/01/2022	Ga. Southern	W 34-30	0-0 0.0	0-0 0.0	0-0 0.0	0-0 0.0	0-0 0.0	0-0 0.0
10/08/2022	at ULM	W 28-21	0-0 0.0	0-0 0.0	0-0 0.0	0-0 0.0	0-0 0.0	0-0 0.0
10/15/2022	Old Dominion	L 21-49	2-5 40.0	1-1 100.0	0-2 0.0	0-1 0.0	1-1 100.0	0-0 0.0
10/29/2022	at Marshall	W 24-13	1-1 100.0	1-1 100.0	0-0 0.0	0-0 0.0	0-0 0.0	0-0 0.0
11/03/2022	App State	W 35-28	0-1 0.0	0-0 0.0	0-0 0.0	0-1 0.0	0-0 0.0	0-0 0.0
11/12/2022	Southern Miss.	W 26-23	1-1 100.0	0-0 0.0	1-1 100.0	0-0 0.0	0-0 0.0	0-0 0.0
11/26/2022	at James Madison	L 7-47	2-3 66.7	1-2 50.0	1-1 100.0	0-0 0.0	0-0 0.0	0-0 0.0
12/03/2022	at Troy	L 26-45	2-4 50.0	0-1 0.0	0-1 0.0	0-0 0.0	2-2 100.0	0-0 0.0
Coastal Carolina Opponents			12-20 60.0	6-8 75.0	2-5 40.0	1-4 25.0	3-3 100.0	0-0 0.0
			9-19 47.4	0-1 0.0	2-2 100.0	1-3 33.3	6-13 46.2	0-0 0.0

Time of Possession

Date	Opponent	Score	Overall	1st Qtr	2nd Qtr	3rd Qtr	4th Qtr	Overtime
09/03/2022	Army West Point	W 38-28	36:16	08:28	04:40	10:26	12:42	00:00
09/10/2022	Gardner-Webb	W 31-27	33:48	10:10	05:03	06:01	12:34	00:00
09/17/2022	Buffalo	W 38-26	20:54	04:58	04:33	04:58	06:25	00:00
09/22/2022	at Georgia St.	W 41-24	40:13	07:58	10:56	09:07	12:12	00:00
10/01/2022	Ga. Southern	W 34-30	30:58	08:58	08:14	06:52	06:54	00:00
10/08/2022	at ULM	W 28-21	27:14	08:05	06:38	05:07	07:24	00:00
10/15/2022	Old Dominion	L 21-49	36:58	07:06	11:25	07:12	11:15	00:00
10/29/2022	at Marshall	W 24-13	35:00	11:00	08:11	05:15	10:34	00:00
11/03/2022	App State	W 35-28	37:56	05:11	09:14	08:36	14:55	00:00
11/12/2022	Southern Miss.	W 26-23	30:56	09:04	07:56	07:49	06:07	00:00



2022-23 Coastal Carolina Football
By Quarter Statistics
All games

Page 2/2
as of Dec 08, 2022

Date	Opponent		Score	Overall	1st Qtr	2nd Qtr	3rd Qtr	4th Qtr	Overtime
11/26/2022	at James Madison	L	7-47	29:37	09:58	07:40	04:56	07:03	00:00
12/03/2022	at Troy	L	26-45	32:22	07:22	09:45	03:05	12:10	00:00
Coastal Carolina			Total	392:12	98:18	94:15	79:24	120:15	00:00
			Avg.	32:41	08:11	07:51	06:37	10:01	00:00
Opponents			Total	327:55	66:42	100:53	81:46	78:34	00:00
			Avg.	27:20	05:33	08:24	06:49	06:33	00:00



2022-23 Coastal Carolina Football
Red-Zone Results
All games

Page 1/1
as of Dec 08, 2022

Coastal Carolina Inside Opponent Red-Zone

Date	Opponent	Score	Times	Times	Total	Rush			Pass	FGs	Failed to score inside RZ					
			In RZ	Scored	Pts	TDs	TDs	TDs	TDs	Made	FGA	Down	Int	Fumb	Half	Game
09/03/2022	Army West Point	W 38-28	6	5	31	4	2	2	2	1	1	0	0	0	0	1
09/10/2022	Gardner-Webb	W 31-27	2	2	14	2	0	2	0	0	0	0	0	0	0	0
09/17/2022	Buffalo	W 38-26	3	2	14	2	1	1	1	0	0	0	0	0	0	1
09/22/2022	at Georgia St.	W 41-24	5	4	24	3	3	0	0	1	1	0	1	0	0	0
10/01/2022	Ga. Southern	W 34-30	4	1	7	1	1	0	0	0	1	0	0	1	0	1
10/08/2022	at ULM	W 28-21	3	3	21	3	3	0	0	0	0	0	0	0	0	0
10/15/2022	Old Dominion	L 21-49	3	2	14	2	0	2	0	0	0	0	0	0	0	1
10/29/2022	at Marshall	W 24-13	3	3	17	2	2	0	0	1	1	0	0	0	0	0
11/03/2022	App State	W 35-28	3	2	14	2	1	1	0	0	0	0	0	0	0	1
11/12/2022	Southern Miss.	W 26-23	3	3	16	2	2	0	0	1	1	0	0	0	0	0
11/26/2022	at James Madison	L 7-47	0	0	0	0	0	0	0	0	0	0	0	0	0	0
12/03/2022	at Troy	L 26-45	3	2	13	2	1	1	0	0	0	0	1	0	0	0
Totals 29 of 38 (76.3%)			38	29	185	25	16	9	4	5	0	2	1	0	5	

Opponents Inside Coastal Carolina Red-Zone

Date	Opponent	Score	Times	Times	Total	Rush			Pass	FGs	Failed to score inside RZ					
			In RZ	Scored	Pts	TDs	TDs	TDs	TDs	Made	FGA	Down	Int	Fumb	Half	Game
09/03/2022	Army West Point	W 38-28	1	1	7	1	1	0	0	0	0	0	0	0	0	0
09/10/2022	Gardner-Webb	W 31-27	5	4	24	3	2	1	1	1	1	0	0	0	1	0
09/17/2022	Buffalo	W 38-26	5	5	23	2	0	2	3	3	3	0	0	0	0	0
09/22/2022	Georgia St.	W 41-24	3	2	11	1	1	0	1	1	1	0	0	1	0	0
10/01/2022	Ga. Southern	W 34-30	4	4	20	2	1	1	2	2	2	0	0	0	0	0
10/08/2022	ULM	W 28-21	5	2	14	2	1	1	0	0	0	2	0	1	0	0
10/15/2022	Old Dominion	L 21-49	2	2	14	2	1	1	0	0	0	0	0	0	0	0
10/29/2022	Marshall	W 24-13	5	2	10	1	1	0	1	2	2	1	0	1	0	0
11/03/2022	App State	W 35-28	3	2	14	2	2	0	0	0	0	0	0	1	0	0
11/12/2022	Southern Miss.	W 26-23	5	5	23	2	1	1	3	3	3	0	0	0	0	0
11/26/2022	James Madison	L 7-47	6	6	33	4	2	2	2	2	2	0	0	0	0	0
12/03/2022	Troy	L 26-45	3	3	17	2	2	0	1	1	1	0	0	0	0	0
Totals 38 of 47 (80.9%)			47	38	210	24	15	9	14	15	3	0	4	1	0	



2022-23 Coastal Carolina Football
Individual Game Highs
All games

Page 1/1
as of Dec 08, 2022

Coastal Carolina - Individual Game Highs

RUSHES	25	CJ Beasley at Georgia St. (09/22/2022)
YARDS RUSHING	142	CJ Beasley at Georgia St. (09/22/2022)
TD RUSHES	2 2	Reese White vs Southern Miss. (11/12/2022) CJ Beasley at ULM (10/08/2022)
LONG RUSH	67	Reese White vs Buffalo (09/17/2022)
PASS ATTEMPTS	41	Grayson McCall at Troy (12/03/2022)
PASS COMPLETIONS	29	Grayson McCall at Troy (12/03/2022)
YARDS PASSING	358	Grayson McCall vs Old Dominion (10/15/2022)
TD PASSES	3 3 3 3 3 3	Grayson McCall at Troy (12/03/2022) Grayson McCall vs Old Dominion (10/15/2022) Grayson McCall vs Ga. Southern (10/01/2022) Grayson McCall vs Buffalo (09/17/2022) Grayson McCall vs Gardner-Webb (09/10/2022) Grayson McCall vs Army West Point (09/03/2022)
LONG PASS	75	Grayson McCall vs Old Dominion (10/15/2022)
RECEPTIONS	11	Sam Pinckney at Troy (12/03/2022)
YARDS RECEIVING	139	Jared Brown vs Ga. Southern (10/01/2022)
TD RECEPTIONS	2 2 2	Jared Brown at Georgia St. (09/22/2022) Tyson Mobley vs Gardner-Webb (09/10/2022) Reese White vs Army West Point (09/03/2022)
LONG RECEPTION	75	Jared Brown vs Old Dominion (10/15/2022)
PUNTS	9	Evan Crenshaw at James Madison (11/26/2022)
PUNTING AVG	45.7	Evan Crenshaw vs App State (11/03/2022)
LONG PUNT	54	Evan Crenshaw vs App State (11/03/2022)
PUNTS INSIDE 20	3	Evan Crenshaw vs Gardner-Webb (09/10/2022)
LONG PUNT RETURN	17	Tyson Mobley at James Madison (11/26/2022)
LONG KICKOFF RETURN	95	Matthew McDoom vs Gardner-Webb (09/10/2022)
TACKLES	13	JT Killen at ULM (10/08/2022)
SACKS	2	Josaiah Stewart vs Southern Miss. (11/12/2022)
TACKLES FOR LOSS	3	Josaiah Stewart vs Southern Miss. (11/12/2022)



2022-23 Coastal Carolina Football
Team Game Highs
All games

Page 1/1
as of Dec 08, 2022

Coastal Carolina - Game Highs

RUSHES	53	Army West Point (09/03/2022)
YARDS RUSHING	272	at Georgia St. (09/22/2022)
YARDS PER RUSH	7.9	Buffalo (09/17/2022)
TD RUSHES	3	at ULM (10/08/2022)
	3	Southern Miss. (11/12/2022)
	3	at Georgia St. (09/22/2022)
PASS ATTEMPTS	41	at Troy (12/03/2022)
PASS COMPLETIONS	29	at Troy (12/03/2022)
YARDS PASSING	366	Old Dominion (10/15/2022)
YARDS PER PASS	12.7	Southern Miss. (11/12/2022)
TD PASSES	3	at Troy (12/03/2022)
	3	App State (11/03/2022)
	3	Old Dominion (10/15/2022)
	3	Ga. Southern (10/01/2022)
	3	Buffalo (09/17/2022)
	3	Gardner-Webb (09/10/2022)
	3	Army West Point (09/03/2022)
TOTAL PLAYS	83	at Georgia St. (09/22/2022)
TOTAL OFFENSE	540	at Georgia St. (09/22/2022)
YARDS PER PLAY	9.5	Buffalo (09/17/2022)
POINTS	41	at Georgia St. (09/22/2022)
SACKS BY	6	Southern Miss. (11/12/2022)
FIRST DOWNS	30	Army West Point (09/03/2022)
PENALTIES	13	at ULM (10/08/2022)
PENALTY YARDS	130	at ULM (10/08/2022)
TURNOVERS	4	Buffalo (09/17/2022)
PUNTS	9	at James Madison (11/26/2022)
	9	at Marshall (10/29/2022)
PUNTING AVG	45.7	App State (11/03/2022)
LONG PUNT	54	App State (11/03/2022)
PUNTS INSIDE 20	3	Gardner-Webb (09/10/2022)
LONG PUNT RETURN	17	at James Madison (11/26/2022)



2022-23 Coastal Carolina Football
Opponent Match Highs
All games

Page 1/1
as of Dec 08, 2022

Opponent - Game Highs

RUSHES	44	Buffalo (09/17/2022)
YARDS RUSHING	320	Old Dominion (10/15/2022)
YARDS PER RUSH	10.3	Old Dominion (10/15/2022)
TD RUSHES	4	Old Dominion (10/15/2022)
PASS ATTEMPTS	49	Buffalo (09/17/2022)
PASS COMPLETIONS	30	Buffalo (09/17/2022)
YARDS PASSING	448	Gardner-Webb (09/10/2022)
YARDS PER PASS	18.7	at Troy (12/03/2022)
TD PASSES	4	at James Madison (11/26/2022)
TOTAL PLAYS	93	Buffalo (09/17/2022)
TOTAL OFFENSE	525	Old Dominion (10/15/2022)
YARDS PER PLAY	10.9	Old Dominion (10/15/2022)
POINTS	49	Old Dominion (10/15/2022)
SACKS BY	7	Old Dominion (10/15/2022)
FIRST DOWNS	27	Buffalo (09/17/2022)
PENALTIES	11	at Marshall (10/29/2022)
PENALTY YARDS	88	Old Dominion (10/15/2022)
TURNOVERS	5	Gardner-Webb (09/10/2022)
PUNTS	5	at James Madison (11/26/2022)
	5	at Marshall (10/29/2022)
	5	at Georgia St. (09/22/2022)
PUNTING AVG	46.5	at ULM (10/08/2022)
LONG PUNT	58	Ga. Southern (10/01/2022)
PUNTS INSIDE 20	4	at James Madison (11/26/2022)
LONG PUNT RETURN	50	Ga. Southern (10/01/2022)

collegepressbox
SINCE 2005 EVERYTHING BUT THE PREGAME MEAL

2023

NATIONAL CHAMPIONSHIP

131 Teams

10 Conferences

42 Bowls

25 Awards

collegepressbox is the official
media website for Division I football

Access and download game notes, quotes, statistics, media guides,
headshots, logos and more for all FBS schools, conferences,
postseason games, awards and the College Football Playoff

For access, please register for an account at:
collegepressbox.com/register

 [collegepressbox](https://twitter.com/collegepressbox)

 [collegepressboxvideo](https://www.youtube.com/collegepressboxvideo)