



# GEORGIA SOUTHERN

## FOOTBALL GAME NOTES



### THE SCHEDULE



#### MORGAN STATE • SEPT. 3

W, 59-7  
Allen E. Paulson Stadium; Statesboro, Ga.  
**TOP SCORERS:** Arnold, White - 12 (2 TDs)



#### AT NEBRASKA • SEPT. 10

W, 45-42  
Memorial Stadium; Lincoln, Neb.  
**TOP SCORERS:** Green, White - 12 (2 TDs)



#### AT UAB • SEPT. 17

L, 21-35  
Protective Stadium; Birmingham, Ala.  
**TOP SCORER:** White - 12 (2 TDs)



#### BALL STATE • SEPT. 24

W, 34-23  
Allen E. Paulson Stadium; Statesboro, Ga.  
**TOP SCORER:** Raynor - 10 (4 PATs, 2 FGs)



#### AT COASTAL CAROLINA • OCT. 1

L, 30-34  
Brooks Stadium; Conway, S.C.  
**TOP SCORER:** Raynor - 12 (3 FG, 3 PATs)



#### AT GEORGIA STATE • OCT. 8

L, 33-41  
Center Parc Stadium; Atlanta, Ga.  
**TOP SCORER:** Raynor - 9 (3 PATs, 2 FGs)



#### #25 JAMES MADISON • OCT. 15

W, 45-38  
Allen E. Paulson Stadium; Statesboro, Ga.  
**TOP SCORER:** Raynor - 13 (4 PATs, 3 FGs)



#### AT OLD DOMINION • OCT. 22

W, 28-23  
S.B. Ballard Stadium; Norfolk, Va.  
**TOP SCORER:** Green - 12 (2 TDs)



#### SOUTH ALABAMA • NOV. 5

L, 31-38  
Allen E. Paulson Stadium; Statesboro, Ga.  
**TOP SCORER:** Raynor - 17 (4 PATs, 1 FG)



#### AT LOUISIANA • NOV. 10

L, 17-36  
Cajun Field  
**TOP SCORERS:** Burgess Jr., Singleton - 6 (1 TD)



#### MARSHALL • NOV. 19

L, 10-23  
Allen E. Paulson Stadium; Statesboro, Ga.  
**TOP SCORER:** Hood - 6 (1 TD)



#### APP STATE • NOV. 26

W, 51-48 (2OT)  
Allen E. Paulson Stadium; Statesboro, Ga.  
**TOP SCORER:** Jordan - 12 (2 TD)



#### vs. BUFFALO • DEC. 27

Noon (ET)/11 AM (CT) | ESPN | Camellia Bowl  
Cramton Bowl; Montgomery, Ala.  
**SERIES:** Never Met



### GEORGIA SOUTHERN EAGLES

**Location:** ..... Statesboro, Ga.  
**Enrollment:** ..... 26,000  
**2022 Record:** ..... 6-6  
**2022 Conference Record:** ..... 3-5 Sun Belt  
**Head Coach:** ..... Clay Helton  
**Record at GS (Years):** ..... 6-6 (First Year)  
**Career Record (Years):** ..... 52-30 (Sixth Full Year)



### BUFFALO BULLS

**Location:** ..... Buffalo, N.Y.  
**Enrollment:** ..... 31,500  
**2022 Record:** ..... 6-6  
**2022 Conference Record:** ..... 5-3 MAC  
**Head Coach:** ..... Maurice Linguist  
**Record at UB (Years):** ..... 10-14 (Second Year)  
**Career Record (Years):** ..... Same

### SERIES HISTORY

**Series Record** ..... Never Met  
**Linguist vs. GS** ..... Never Met  
**Helton vs. UB** ..... Never Met  
**Helton vs. Linguist** ..... Never Met  
**GS vs. current MAC Members** ..... 4-1  
**GS vs. teams from New York** ..... 3-1  
**GS in state of Alabama** ..... 11-11

• While Georgia Southern and Buffalo have never met in football, the two programs are linked by record-setting Eagle quarterback Kyle Vantrease. Vantrease (Stow, Ohio) spent five years at Buffalo, playing in 36 games with 26 starts. He threw for 4,755 yards and 25 touchdowns, leading the Bulls to the 2020 MAC Championship Game and then a win in the Camellia Bowl. After graduating, he transferred to Southern in January of 2022, and has thrown for 3,901 yards and 25 touchdowns this season.

### OF NOTE

• GS is 1-0 all-time in the Camellia Bowl, beating Eastern Michigan 23-21 in 2018 on a 40-yard field at the final horn by now Buffalo Bills kicker Tyler Bass.

• Four players on this year's team played in the 2018 Camellia Bowl, including Brian Miller who started at right tackle. Also playing in the game were Justin Birdsong, Zyon McGee and Najee Thompson.

• The Eagles are 4-1 all-time against current members of the MAC (1-0 vs. Ball State this year; 1-0 vs. Bowling Green in 2015 GoDaddy Bowl; 1-0 vs. Eastern Michigan in 2018 Camellia Bowl; and 1-1 vs. Western Michigan).

• Buffalo defensive staff members Brandon Bailey (DC), Kevin Corless (LB) and Nate Baker (QC) have all spent time at Georgia Southern on staff at different times.

### COUNTDOWN TO KICKOFF

- 10 The Georgia Southern bowl record for passing completions in a game is **10**, set by Shai Werts in the 2019 Cure Bowl. Kyle Vantrease has had 10 completions by halftime in 11 of 12 games this year.
- 9 The Eagles enter the bowl game having had fewer penalty yards than their opponent in **nine** of 12 games.
- 8 Georgia Southern has a red zone stop (no points allowed) in eight straight games and in nine of 12 games this season. The 15 red zone stops are the second most in the FBS behind UCF's 17.
- 7 GS has won **seven** of nine ESPN broadcasts at neutral sites, the last coming in the 2020 New Orleans Bowl.
- 6 This will be head coach Clay Helton's **sixth** bowl game as a head coach.
- 5 The Camellia Bowl will be Georgia Southern's **fifth** bowl game since moving up from the FCS in 2014 and becoming bowl eligible in 2015. The Eagles have won three of their first four bowls.
- 4 **Four** players on this year's team played in the 2018 Camellia Bowl, including Brian Miller who started at right tackle. Also playing in the game were Justin Birdsong, Zyon McGee and Najee Thompson.
- 3 Georgia Southern has won **three** of its first four bowl games, the 2015 GoDaddy Bowl, 2018 Camellia Bowl and the 2020 New Orleans Bowl.
- 2 Justin Birdsong had a GS bowl-record **two** interceptions in the Eagles' last bowl game, a win over Louisiana Tech in the 2020 R+L Carriers New Orleans Bowl.
- 1 Khaleb Hood already stands **first** in school history for single-season receptions (80) and yards (896) as well as the career record for receptions (144) needs 139 yards receiving in the bowl game to set the school's all-time mark in that category and 104 for 1,000 yards for the season.



## ATHLETICS COMMUNICATIONS

**Sr. Associate AD for Communications**

**Football Contact:** Bryan Johnston

c: 912-531-3575; bjohnston@georgiasouthern.edu

**For photos from bowl week, please contact:**

**Visual Content Manager/Photography:** AJ Henderson  
ajhenderson@georgiasouthern.edu

**For videos from bowl week, please contact:**

**Dir. of Creative and Digital Strategy:** Whitney Haworth  
whaworth@georgiasouthern.edu

### MEDIA AVAILABILITY THIS WEEK (ALL TIMES CENTRAL)

**Friday:** Bowl Welcome Press Conference - 5:30 PM  
Head coaches from both teams  
Union Station Visitor Center

**Saturday:** Post-Practice Interviews - approx. 4 p.m. \*  
Cramton Bowl

**Sunday:** Post-Practice Interviews - approx. 4 p.m. \*  
Cramton Bowl

**Monday:** GS Press Conference - approx. 3:15 p.m.  
Clay Helton, Kyle Vantrease, Dillon Springer  
Cramton Bowl (4th floor, Multiplex)

**\* - Please call, email or text Bryan Johnston by 7 p.m. the night before if a specific player/coach is needed; please plan to arrive early in case practice concludes early**

### GEORGIA SOUTHERN FOOTBALL ON SOCIAL MEDIA

**Twitter:** twitter.com/GSAthletics\_FB

**Instagram:** instagram.com/GSAthletics

**Facebook:** facebook.com/GSAthletics

**TikTok:** GSAthletics

collegepressbox is the official media website for Division I football. Access and download game notes, quotes, statistics, media guides, headshots, logos and more for all FBS schools, conferences, postseason games, awards and the College Football Playoff. For access, please register for an account at collegepressbox.com/register.



## 2022 SUN BELT STANDINGS

### EAST

Team	Conf.	Overall
Coastal Carolina	6-2	9-3
James Madison	6-2	8-3
Marshall	5-3	9-4
App State	3-5	6-6
<b>Georgia Southern</b>	<b>3-5</b>	<b>6-6</b>
Georgia State	3-5	4-8
Old Dominion	2-6	3-9

### WEST

Team	Conf.	Overall
Troy	7-1	12-2
South Alabama	7-1	10-2
Louisiana	4-4	6-6
Southern Miss	4-4	7-6
ULM	3-5	4-8
Texas State	2-6	4-8
Arkansas State	1-7	3-9

### THIS POSTSEASON FOR THE SUN BELT

#### Friday, December 16

Cure Bowl - Troy vs. UTSA (W, 18-12)

#### Saturday, December 17

LendingTree Bowl - Southern Miss vs. Rice (W, 38-24)

#### Monday, December 19

Myrtle Beach Bowl - Marshall vs. UConn (W, 28-14)

#### Wednesday, December 21

New Orleans Bowl - South Alabama vs. Western Ky.

#### Friday, December 23

Independence Bowl - Louisiana vs. Houston

#### Tuesday, December 27

Camellia Bowl - Georgia Southern vs. Buffalo

Birmingham Bowl - Coastal Carolina vs. East Carolina



## QUICK FACTS

### GENERAL INFORMATION

School ..... Georgia Southern University  
Abbreviation ..... GS (not GSU)  
Main Campus Location ..... Statesboro, Ga.  
Founded ..... December 1, 1906  
Enrollment ..... 26,000  
Nickname ..... Eagles  
Mascots ..... GUS (mascot) and Freedom (live)  
Colors ..... Blue (PMS 282) and White  
Secondary Colors ..... Gray (PMS 429) and Gold (PMS 872)  
Home Stadium ..... Allen E. Paulson Stadium (25,000)  
Playing Surface ..... Shaw Sports Turf (Legion 41)  
Conference (Division) ..... Sun Belt (East)  
President ..... Dr. Kyle Marrero  
Athletics Director ..... Jared Benko

### PROGRAM HISTORY

First Year of Football ..... 1924 (no football from 1942-1981)  
Football Returned ..... 1982 as NAIA  
Modern Era / Record (%) ..... 1983-pres. / 343-165 (.675) ^  
First NCAA Division I-AA Year ..... 1984  
First NCAA FBS Year ..... 2014  
Paulson Stadium Record (%) ..... 209-48 (.813) ^  
Previous Bowl Games ..... 4 (last: 2020 New Orleans Bowl)  
^ - three wins vacated by NCAA

### CHAMPIONSHIP HISTORY

I-AA National Titles (6) ..... 1985, '86, '89, '90, '99, 2000  
Conference Championships (11)  
Southern.. 1993, '97, '98, '99, 2000, '01, '02, '04, '11, '12  
Sun Belt ..... 2014  
Bowl Wins (3) ..... GoDaddy ('15); Camellia ('18), N.O. ('20)

### THE QUICKEST OF QUICK FACTS

**2021 Record:** 3-9 (2-6 Sun Belt)

**Offense:** Multiple; **Defense:** Multiple

**Lettermen Returning/Lost:** 41/21


**Starters Returning/Lost:** 8/3 (O); 5/6 (D); 4/0 (ST)

## GEORGIA SOUTHERN COACHES/STAFF SPEED CHART



**Clay Helton**

Head Coach - Field



**Bryan Ellis**

Offensive Coordinator/QBs - Field



**Will Harris**

Defensive Coordinator/Secondary - Field



**Turner West**

Special Teams Coordinator - Field



**Kevin Whitley**

Assistant Head Coach/Cornerbacks - Field



**Ryan Aplin**

Tight Ends/Inside Receivers - Box



**Marcus Davis**

Wide Receivers - Box



**Matt Merritt**

Running Backs - Field



**Richard Owens**

Offensive Line - Field



**Rip Rowan**

Defensive Line - Field



**Aaron Schwanz**

Linebackers - Box



**Robert Stiner**

Strength & Conditioning Coach - Field

## GEORGIA SOUTHERN vs. BUFFALO

**KICKOFF:** 12:02 (ET)/11:02 AM (CT)

**SITE:** Historic Cramton Bowl; Montgomery, Ala. (25,000)

### BROADCAST:

#### ESPN

Drew Carter, play-by-play

Aaron Murray, analyst

Lauren Sisler, sidelines

### RADIO:

**Georgia Southern Sports Network** (Regional/Varsity Network App)

Danny Reed, play-by-play

Terry Harvin & Russ Brown, analysts

Frank Sulkowski, sideline

### NATIONAL RADIO:

**Bowl Season Radio** (SiriusXM/Tune-In/Varsity Network/Audacy)

J.D. Byars, play-by-play

Chad Pilcher, analyst

• All Georgia Southern football games can be heard throughout Georgia on the Georgia Southern Sports Network through Learfield. Georgia Southern games are broadcast on 27 affiliates across the state.

• Coverage for all Georgia Southern football games begins two hours before kickoff with the Cutwater Spirits Eagle Tailgate Show.



# GEORGIA SOUTHERN DEPTH CHART

## OFFENSE (MULTIPLE)

LT	56	<b>Brian Miller (6-3, 295, 6th)</b>	
	60	Rasheed Miller (6-6, 315, r-So.)	
LG	74	<b>Pichon Wimbley (6-2, 305, Fr.)</b>	PEE-shon
	55	Danny Corbett (6-4, 300, 6th)	
C	66	<b>Logan Langemeier (6-4, 285, 5th)</b>	LANG-my-err
	57	Chandler Strong (6-3, 290, Fr.)	
RG	72	<b>Khalil Crowder (6-1, 305, r-Sr.)</b>	kuh-LEEL
	78	Caleb Cook (6-2, 300, r-Fr.)	
RT	50	<b>Caleb Kelly (6-2, 285, 6th)</b>	
	67	Cameron Orr (6-6, 305, 6th)	
QB	6	<b>Kyle Vantrease (6-2, 225, 6th)</b>	
	13	Connor Cigelske (6-0, 195, r-So.)	sih-GEL-skee
RB	22	<b>OJ Arnold (5-10, 180, Fr.)</b>	
-or-	4	<b>Gerald Green (5-9, 195, r-Jr.)</b>	
	38	AJ Brown (5-6, 175, r-Jr.)	
	23	Tyler Jordan (6-0, 215, r-Jr.)	
TE	87	<b>Evan Lester (6-2, 215, r-Fr.)</b>	
	11	Beau Johnson (6-1, 230, r-Jr.)	
	27	Ethan Dirrim (6-3, 225, Jr.)	DEER-im
WR	7	<b>Khaleb Hood (5-10, 180, Sr.)</b>	
	26	Dalen Cobb (5-10, 195, Fr.)	
	24	Joshua Thompson (5-11, 170, Fr.)	
WR	1	<b>Jeremy Singleton (6-0, 190, 7th)</b>	
-or-	28	<b>Ezrah Archie (6-0, 190, 6th)</b>	
	18	Josh Dallas (6-2, 210, Fr.)	
WR	21	<b>Marcus Sanders Jr. (6-3, 195, Fr.)</b>	
-or-	9	<b>Jjay McAfee (6-3, 220, Sr.)</b>	JJ MAC-uh-fee
	81	Parker Self (6-2, 200, r-So.)	

## DEFENSE (MULTIPLE)

DL	2	<b>Justin Ellis (6-2, 255, 6th)</b>	
	27	Isaac Walker (6-2, 225, r-Fr.)	
	52	Brandon Wilson (6-1, 265, Jr.)	
DL	42	<b>Dillon Springer (6-1, 255, 6th)</b>	
	93	Da'Shawn Davis (6-2, 280, Fr.)	
	45	MJ Stroud (6-3, 225, Fr.)	
DL	92	<b>Kristian Varner (6-3, 290, r-Jr.)</b>	
	99	Kierron Smith (6-0, 325, r-Jr.)	
DL	90	<b>Parker Devine (6-3, 280, r-Sr.)</b>	
	53	Trevon Locke (6-2, 305, r-So.)	TRAY-von
	94	Elhadj Fall (6-3, 270, Fr.)	EL-haj
LB	9	<b>Khadry Jackson (6-1, 230, Sr.)</b>	KAH-dree
	40	Jalen Jackson (6-0, 235, Jr.)	
LB	33	<b>Marques Watson-Trent (5-11, 220, r-So.)</b>	mar-KWEZZ
	39	Reid Dedman (5-11, 200, r-Jr.)	
DB	31	<b>Chase Dial-Watson (5-10, 195, r-So.)</b>	
	10	Jalen Denton (5-10, 180, r-So.)	
DB	12	<b>Anthony Wilson (5-10, 200, r-Jr.)</b>	
	16	Tyrell Davis (6-1, 195, So.)	
DB	18	<b>Justin Birdsong (5-11, 185, 5th)</b>	
-or-	5	<b>Wylan Free (6-2, 180, 6th Year)</b>	WAY-lin
	29	Justin Meyers (5-11, 200, r-Fr.)	
DB	6	<b>NaJee Thompson (5-11, 205, 5th)</b>	NAH-gee
	20	Seth Robertson (5-10, 180, Jr.)	
DB	4	<b>Tyler Bride (5-10, 180, Jr.)</b>	
	22	Marc Stampley II (5-11, 180, Fr.)	
	25	Quincy Bonner (6-2, 185, r-Fr.)	

## SPECIALISTS

PK	19	<b>Alex Raynor (5-11, 190, r-Jr.)</b>	
	98	Michael Lantz (6-0, 180, r-Jr.)	
KO	98	<b>Michael Lantz (6-0, 180, r-Jr.)</b>	
	19	Alex Raynor (5-11, 190, r-Jr.)	
P	7	<b>Anthony Beck II (6-4, 245, r-Sr.)</b>	
	99	Walker Bradberry (6-0, 160, r-Fr.)	
HOLD	7	<b>Anthony Beck II (6-4, 245, r-Jr.)</b>	
	19	Alex Raynor (5-11, 190, r-Jr.)	
LS	93	<b>Gaines Wood (6-0, 200, Fr.)</b>	
	89	Jackson Wheeler (6-3, 245, r-Jr.)	
KOR	22	<b>OJ Arnold (5-10, 180, Fr.)</b>	
-and-	38	<b>AJ Brown (5-6, 175, r-Jr.)</b>	
	7	Khaleb Hood (5-10, 180, Sr.)	
-and-	10	Darius Lewis (5-10, 180, r-Jr.)	
PR	7	<b>Khaleb Hood (5-10, 180, Sr.)</b>	
	22	OJ Arnold (5-10, 180, Fr.)	

## PRONUNCIATION GUIDE

Lawson BACHELDER.....BAAH-shel-dur	KEVON Glenn.....KEE-von	JJAYE MCAFEE.....JJ MAC-uh-fee	Ky TAYO.....TAY-oh
Derwin BURGESS Jr.....bur-JISS	KHALEB Hood.....Caleb	TEVA Reynolds.....TEV-uh	NAJEE Thompson.....NAH-gee
Connor CIGELSKE.....sih-GELL-skee	ZYERE Horton.....ZY-eer	Zak ROZSMAN.....ROSE-man	Kyle VANTREASE.....Van TREESE
Ethan DIRRIM.....DEER-im	AMARE Jones.....uh-MAR-ee	EMIL Smith.....uh-MEEL	MARQUES Watson-Trent.....Mar-KWEZZ
ELHADJ Fall.....EL-haj	Logan LANGEMEIER.....LANG-my-er	KIERRON Smith.....key-AIR-un	GRAEME Williams.....Graham
WYLAN Free.....WAY-lin	TREVON Locke.....TRAY-von	Jeffrey SMYTH.....Smith	PICHON Wimbley.....PEE-shon





# HEAD COACH CLAY HELTON

Clay Helton, who led USC to a Rose Bowl title in 2016, was named the 11th full-time head coach in the Georgia Southern modern football era on Nov. 2, 2021. He is in his first season as the Eagles' head coach.

The 50-year-old Helton went 46-24 (.657) as the head coach of the USC Trojans with 12 victories over AP Top 25 teams, including three in the Top 5 and four in the Top 10. He went 5-1 in a pandemic-shortened 2020 season and was 8-5 in 2019 with wins over No. 23 Stanford and No. 10 Utah. Helton went 11-3 in 2017 with wins over No. 14 Stanford twice (including in the Pac-12 Championship Game) and No. 23 Arizona, and went 10-3 in 2016 with wins over No. 4 Washington, No. 5 Penn State in a legendary Rose Bowl thriller and No. 21 Colorado.

Helton was the first USC head coach to have 10-win seasons in each of his first two full seasons, and he had more wins (21) in his first two full seasons than any USC coach. He led USC to a 13-game winning streak from 2016 to 2017 and a 13-game winning streak over Power 5 opponents from 2016 to 2017.

Helton joined the USC staff in February of 2010 as the quarterbacks coach after spending 10 seasons as an assistant at Memphis. He added the passing game coordinator role in 2012 and became the offensive coordinator in 2013.

Helton began his 10-year (2000-09) Memphis career as the running backs coach for three seasons, then coached the Tigers' receivers for the next four seasons before becoming the offensive coordinator and quarterbacks coach for the final three years. He served as Memphis' interim head coach for several months in early 2006 when head coach Tommy West had off-season heart surgery.

Before Memphis, he was the running backs coach at Houston, his alma mater, for three seasons (1997-99), working under his father, head coach Kim Helton. He began his coaching career at Duke, serving as a graduate assistant in 1995 and then the running backs coach in 1996.

Helton played quarterback at Houston in 1993 and 1994, playing for his father both seasons and captaining the Cougars as a 1994 senior. He spent 1991 and 1992 at Auburn, where he earned 1992 SEC All-Academic honors. He redshirted there in 1990.

Helton earned his bachelor's degree in mathematics and interdisciplinary science from Houston in 1994 and prepped at Clements High in Sugar Land, Texas.

Helton was born on June 24, 1972, in Gainesville, Florida. He and his wife, Angela, have three children: sons Reid and Turner, and daughter Aubrey. Turner is a true freshman quarterback at Western Kentucky.

Besides being Houston's head coach from 1993 to 1999, his father, Kim, was an assistant in college (Florida, Miami, and Alabama Birmingham), the NFL (Tampa Bay Buccaneers, Houston Oilers, Los Angeles Raiders, Washington Redskins), and the CFL (Toronto Argonauts) following his playing career at Florida.

His brother, Tyson, was the quarterbacks coach and pass game coordinator at USC (2016-17) until becoming Tennessee's offensive coordinator in 2018 and is now the head coach at Western Kentucky.

## PROMINENT PUPILS

Sam Darnold (QB; 1st round [3rd overall] - New York Jets; 2018)  
Drake London (WR; 1st round [8th overall] - Atlanta Falcons; 2022)  
Alijah-Vera Tucker (OL; 1st round [14th overall] - New York Jets; 2021)  
Adoreé Jackson (CB; 1st round [18th overall] - Tennessee Titans; 2017)  
Austin Jackson (OL; 1st round [18th overall] - Miami Dolphins; 2020)  
DeAngelo Williams (RB; 1st round [27th overall] - Carolina Panthers; 2006)  
Ronald Jones II (RB; 2nd round - Tampa Bay Buccaneers; 2018)  
Uchenna Nwosu (LB; 2nd round - Los Angeles Chargers; 2018)  
Michael Pittman Jr. (WR; 2nd round - Indianapolis Colts; 2020)  
Julu Smith-Schuster (WR; 2nd round - Pittsburgh Steelers; 2017)  
Rasheem Green (DL; 3rd round - Seattle Seahawks; 2018)  
Cody Kessler (QB; 3rd round - Cleveland Browns; 2016)  
Matt Barkley (QB; 4th round - Philadelphia Eagles; 2013)  
Amon-Ra St. Brown (WR; 4th round - Detroit Lions; 2021)  
Jay Tufele (DL; 4th round - Jacksonville Jaguars; 2021)  
Talanova Hufanga (S; 5th round - San Francisco 49ers; 2021)  
Cameron Smith (LB; 5th round - Minnesota Vikings; 2019)  
Marvell Tell III (CB; 5th round - Indianapolis Colts; 2019)

## EAGLE TRENDS

TEAMS UNDER HELTON	2022	GS	CAREER
Home	4-2	4-2	31-8
Road	2-4	2-4	18-17
Neutral	0-0	0-0	3-5
Grass	0-0	0-0	33-13
Artificial Turf	6-6	6-6	19-17
Won Coin Toss	2-2	2-2	25-13
Lost Coin Toss	4-4	4-4	27-17
<b>HELTON TEAMS' RECORD WHEN ...</b>			
Leading after the 1st quarter	3-1	3-1	32-9
Trailing after the 1st quarter	1-5	1-5	9-17
Tied after the 1st quarter	2-0	2-0	11-4
Leading at halftime	3-1	3-1	40-5
Trailing at halftime	2-4	2-4	8-21
Tied at halftime	1-1	1-1	4-4
Leading after 3rd quarter	3-2	3-2	39-6
Trailing after 3rd quarter	0-4	0-4	7-22
Tied after 3rd quarter	3-0	3-0	6-2
Leading with less than 2:00 to play	3-1	3-1	45-2
Trailing with less than 2:00 to play	2-5	2-5	6-27
Tied with less than 2:00 to play	1-0	1-0	1-1
Overtime Games	1-0	1-0	2-1
Scores first	3-2	3-2	36-13
Opponent scores first	3-4	3-4	16-17
Scores 20+ points	6-4	6-4	52-19
Opponent scores 20+ points	5-6	5-6	39-28
Holds opponent to 20 points or less	1-0	1-0	13-2
Scores 30 points or more	5-3	5-3	42-5
Scores less than 30 points	1-3	1-3	10-25
Game is decided by 3 points or less	2-0	2-0	9-6
Game is decided by 10 points or less	4-3	4-3	24-14
<b>HELTON TEAMS' RECORD WHEN ...</b>			
Less than 150 yards rushing	3-3	3-3	19-19
150+ yards rushing	3-3	3-3	32-12
200+ yards passing	5-6	5-6	15-11
300+ yards passing	5-2	5-2	40-18
300+ yards total offense	6-6	6-6	27-13
400+ yards total offense	6-4	6-4	44-14
500+ yards total offense	3-0	3-0	23-1
70+ total plays	6-4	6-4	38-15
80+ total plays	2-1	2-1	13-4
<b>HELTON TEAMS' RECORD WHEN ALLOWING ...</b>			
Less than 150 yards rushing	1-0	1-0	32-8
150+ yards rushing	5-6	5-6	20-20
200+ yards passing	5-2	5-2	40-14
300+ yards passing	4-2	4-2	15-6
300+ yards total offense	5-6	5-6	42-27
400+ yards total offense	5-6	5-6	20-21
500+ yards total offense	3-3	3-3	7-5
70+ total plays	4-4	4-4	28-13
80+ total plays	3-2	3-2	9-7
<b>HELTON TEAMS' RECORD WHEN ...</b>			
Committing fewer turnovers	3-1	3-1	26-2
Committing more turnovers	2-3	2-3	16-20
Turnovers are the same	1-2	1-2	10-8
Having fewer penalty yards	5-4	5-4	18-10
Having more penalty yards	1-2	1-2	34-20
Penalty yards are even	0-0	0-0	0-0
Leading time of possession	2-0	2-0	34-10
Trailing time of possession	4-6	4-6	18-20
<b>HELTON TEAMS' HIGH &amp; LOW WATER MARKS ...</b>			
Largest halftime lead	11	11	29
Largest halftime deficit	20	20	28
Highest number of plays	83	83	95
Lowest number of plays	63	63	53
Opponent highest number of plays	86	86	88
Opponent lowest number of plays	59	59	53
Warmest game temperature	82	82	98
Coldest game temperature	52	52	35
<b>HELTON TEAMS IN ...</b>			
Day games	2-3	2-3	31-14
Night games (6 p.m. kickoff or later)	4-3	4-3	21-16
Games with temperature 49 or below	0-0	0-0	2-3
Games with temperatures in 50s	0-1	0-1	10-6
Games with temperatures in 60s	3-2	3-2	13-8
Games with temperatures in 70s	0-1	0-1	13-7
Games with temperatures in 80s	3-2	3-2	9-4
Games with temperatures in 90s	0-0	0-0	5-0
Games played indoors	0-0	0-0	0-2
Games against ranked opponents	1-0	1-0	12-16
Conference championship games	0-0	0-0	1-2
Bowl games	0-0	0-0	2-3



## THE HELTON FILE

**CAREER RECORD: 52-30 (SIXTH FULL SEASON)**

**GEORGIA SOUTHERN RECORD: 6-6 (FIRST SEASON)**

### PERSONAL

Born: June 24, 1972 in Gainesville, Fla. (50 years old)  
College: Houston (1994; mathematics and interdisciplinary science)  
Family: wife, Angela; sons, Reid and Turner; daughter, Aubrey

### PLAYING EXPERIENCE

Auburn (1991-1992); Houston (1993-1994)

### COACHING EXPERIENCE

1995	Duke	Graduate Assistant	
1996	Duke	Running Backs	
1997	Houston	Running Backs	
1998	Houston	Running Backs	
1999	Houston	Running Backs	
2000	Memphis	Running Backs	
2001	Memphis	Running Backs	
2002	Memphis	Running Backs	
2003	Memphis	Receivers	New Orleans
2004	Memphis	Receivers	GMAC
2005	Memphis	Receivers	Motor City
2006	Memphis	Receivers	
2007	Memphis	OC/Quarterbacks	New Orleans
2008	Memphis	OC/Quarterbacks	St. Petersburg
2009	Memphis	OC/Quarterbacks	
2010	USC	Quarterbacks	
2011	USC	Quarterbacks	
2012	USC	Passing Game Coord./QBs	Sun
2013	USC	OC/Quarterbacks *	Las Vegas
2014	USC	OC/Quarterbacks	Holiday
2015	USC	OC/QBs/Head Coach #	Holiday
2016	USC	Head Coach (10-3)	Rose
2017	USC	Head Coach (11-3)	Cotton
2018	USC	Head Coach (5-7)	
2019	USC	Head Coach (8-5)	Holiday
2020	USC	Head Coach (5-1)	
2021	USC	Head Coach (1-1)	
2022	GS	Head Coach (6-6)	Camellia

\* - 1-0 as USC's interim head coach for bowl game

# - 5-2 as USC's interim head coach for final 7 games of regular season and 0-2 as permanent head coach in postseason

### ACCOMPLISHMENTS AND HONORS

- Pac-12 Championship (2017)
- 3x Pac-12 South Division (2015, 2017, 2020)
- Rose Bowl Champions (2016)
- 2017 AP Pac-12 Coach of the Year
- 2x Paul "Bear" Bryant Coach of the Year Award Finalist
- 2016 Football Writers First Year Co-Coach of the Year Award





# THE HELTON RECORD

## 2013

### USC

(1-0 as interim coach)

#### DECEMBER

21 Sat. W 45-20 vs. #21 Fresno State (D, T, O)  
Las Vegas Bowl • Las Vegas, Nev.

## 2015

### USC

(7-4 | 5-1 in Pac-12 [1st in South])  
(5-2 as interim coach; 0-2 as full-time)

#### OCTOBER

17 Sat. L 31-41 at #14 Notre Dame (N, T, O)  
24 Sat. W 42-24 #3 Utah (D, G, O)  
31 Sat. W 27-21 at California (D, T, O)

#### NOVEMBER

7 Sat. W 38-30 Arizona (N, G, O)  
13 Fri. W 27-24 at Colorado (N, T, O, S)  
21 Sat. L 28-48 at #23 Oregon (D, T, O)  
28 Sat. W 40-21 #22 UCLA (D, G, O)

#### DECEMBER

5 Sat. L 22-41 vs. #7 Stanford (D, G, O)  
Pac-12 Championship Game • Santa Clara, Calif.  
30 Wed. L 21-23 vs. #23 Wisconsin (N, G, O, E)  
Holiday Bowl • San Diego, Calif.

## 2016

### USC

(10-3 | 7-2 in Pac-12 [2nd in South])

#### SEPTEMBER

3 Sat. L 6-52 vs. #1 Alabama (N, T, I)  
AT&T Stadium • Arlington, Texas  
10 Sat. W 45-7 Utah State (D, G, O)  
17 Sat. L 10-27 at #7 Stanford (D, G, O)  
23 Fri. L 27-31 at #24 Utah (N, T, O, S)

#### OCTOBER

1 Sat. W 41-20 Arizona State (D, G, O)  
8 Sat. W 21-17 #21 Colorado (D, G, O)  
15 Sat. W 48-14 at Arizona (D, T, O)  
27 Thurs. W 45-24 California (N, G, O, E)

#### NOVEMBER

5 Sat. W 45-20 Oregon (D, G, O)  
12 Sat. W 26-13 at #4 Washington (D, T, O)  
19 Sat. W 36-14 at UCLA (N, G, O)  
26 Sat. W 45-27 Notre Dame (D, G, O)

#### JANUARY

2 Mon. W 52-49 vs. #5 Penn State (D, G, O, E)  
Rose Bowl • Pasadena, Calif.

TEAMS UNDER HELTON	2022	GS	CAREER
August	0-0	0-0	1-0
September	3-1	3-1	14-11
October	2-2	2-2	14-7
November	1-3	1-3	18-8
December	0-0	0-0	4-4
January	0-0	0-0	1-0
Monday	0-0	0-0	1-0
Wednesday	0-0	0-0	0-1
Thursday	0-1	0-1	1-1
Friday	0-0	0-0	5-5
Saturday	6-5	6-5	44-23
Sunday	0-0	0-0	1-0
On Short Rest (less than seven days)	0-1	0-1	4-4
On Extended Rest (more than 10 days)	0-1	0-1	4-5

## 2017

### USC

(10-2 | 8-1 in Pac-12 [1st in South])

#### SEPTEMBER

2 Sat. W 49-31 Western Michigan (D, G, O) #  
9 Sat. W 42-24 #14 Stanford (D, G, O)  
16 Sat. W 27-24<sup>(2017)</sup> Texas (D, G, O)  
23 Sat. W 30-20 at California (D, T, O)  
29 Fri. L 27-30 at #16 Wash. State (N, T, O, S)

#### OCTOBER

7 Sat. W 38-10 Oregon State (D, G, O)  
14 Sat. W 28-27 Utah (D, G, O)  
21 Sat. L 14-49 at #13 Notre Dame (N, T, O)  
28 Sat. W 48-17 at Arizona State (N, G, O)

#### NOVEMBER

4 Sat. W 49-35 #23 Arizona (D, G, O)  
11 Sat. W 38-24 at Colorado (D, T, O)  
18 Sat. W 28-23 UCLA (D, G, O)

#### DECEMBER

1 Fri. W 31-26 vs. #14 Stanford (D, G, O, E)  
Pac-12 Championship Game • Santa Clara, Calif.  
29 Fri. L 7-24 vs. #5 Ohio State (N, T, I, E)  
Cotton Bowl • Arlington, Texas

## 2018

### USC

(5-7 | 4-5 in Pac-12 [T3rd in South])

#### SEPTEMBER

1 Sat. W 43-21 UNLV (D, G, O)  
8 Sat. L 3-17 at #10 Stanford (D, G, O)  
15 Sat. L 14-37 at Texas (N, T, O)  
21 Fri. W 39-36 Washington State (N, G, O, S)  
29 Sat. W 24-20 at Arizona (N, T, O)

#### OCTOBER

13 Sat. W 31-20 #19 Colorado (N, G, O, E)  
20 Sat. L 28-41 at Utah (D, T, O)  
27 Sat. L 35-38 Arizona State (D, G, O)

#### NOVEMBER

3 Sat. W 38-21 at Oregon State (N, T, O)  
10 Sat. L 14-15 California (N, G, O)  
17 Sat. L 27-34 at UCLA (D, G, O)  
24 Sat. L 17-24 #3 Notre Dame (D, G, O)

## 2019

### USC

(8-5 | 7-2 in Pac-12 [2nd in South])

#### AUGUST

31 Sat. W 31-23 Fresno State (N, G, O)

#### SEPTEMBER

7 Sat. W 45-20 #23 Stanford (N, G, O)  
14 Sat. L 27-30<sup>(OT)</sup> at BYU (D, G, O)  
20 Fri. W 30-23 #10 Utah (N, G, O, S)  
28 Sat. L 14-28 at #17 Washington (D, T, O)

#### OCTOBER

12 Sat. L 27-30 at #9 Notre Dame (N, T, O, E)  
19 Sat. W 41-14 Arizona (N, G, O)  
25 Fri. W 35-31 at Colorado (N, T, O, S)

#### NOVEMBER

2 Sat. L 24-46 #7 Oregon (D, G, O)  
9 Sat. W 31-26 at Arizona State (D, G, O)  
16 Sat. W 41-17 at California (N, T, O)  
23 Sat. W 52-35 UCLA (D, G, O)

#### DECEMBER

27 Fri. L 24-49 vs. #19 Iowa (D, G, O, E)  
Holiday Bowl • San Diego, Calif.

## 2020

### USC

(5-1 | 5-0 in Pac-12 [1st in South])

#### NOVEMBER

7 Sat. W 28-27 Arizona State (D, G, O) +  
14 Sat. W 34-30 at Arizona (N, G, O)  
21 Sat. W 33-17 at Utah (N, T, O) ^!

#### DECEMBER

6 Sun. W 38-13 Washington State (D, G, O)  
12 Sat. W 43-38 at UCLA (D, G, O)  
18 Fri. L 24-31 vs. Oregon (D, G, O, S)  
Pac-12 Championship Game • Los Angeles, Calif.

## 2021

### USC

(1-1 | 0-1 in Pac-12)

#### SEPTEMBER

4 Sat. W 30-7 San Jose State (D, G, O)  
11 Sat. L 28-42 Stanford (N, G, O)

## 2022

### Georgia Southern

(6-6 | 3-5 in Sun Belt)

#### SEPTEMBER

3 Sat. W 59-7 Morgan State (N, T, O)  
10 Sat. W 45-42 at Nebraska (N, T, O)  
17 Sat. L 21-35 at UAB (D, T, O)  
24 Sat. W 34-23 Ball State (N, T, O)

#### OCTOBER

1 Sat. L 30-34 at Coastal Carolina (N, T, O)  
8 Sat. L 33-41 at Georgia State (D, T, O)  
15 Sat. W 45-38 #25 James Madison (D, T, O)  
22 Sat. W 28-23 at Old Dominion (D, T, O)

#### NOVEMBER

5 Sat. L 31-38 South Alabama (D, T, O, E)  
10 Thurs. L 17-36 at Louisiana (N, T, O, S)  
19 Sat. L 10-23 Marshall (N, T, O)  
26 Sat. W 51-48<sup>(201)</sup> App State (N, T, O)

#### DECEMBER

27 Tues. vs. Buffalo (D, T, O, E)  
Camellia Bowl • Montgomery, Ala

#### KEY

D - Day Game; N - Night Game (6 p.m. kick or later)  
G - Grass Field; T - Turf Field  
O - Outside Game; I - Indoor Game  
S - Short Rest (<7 days); E - Extended Rest (>10 days)  
+ - earliest kickoff: 9:08 AM (PT); latest kickoff: 8:32 (MT)  
# - hottest game-time temperature (98 degrees)  
! - coldest game-time temperature (35 degrees)



# THE HELTON RECORD BOOK

TEAM		Passing Yards		Fumble Recoveries	
<b>Points</b>		578 vs. #25 James Madison (GS)	10/15/22	3 vs. Arizona State (USC)	11/7/20
59 vs. Morgan State (GS)	9/3/22	515 vs. UCLA (USC)	11/23/19	2 5 times; last: at Utah (USC)	11/21/20
52 vs. #5 Penn State (USC)	1/2/17	477 at Arizona State (USC)	11/9/19		
52 vs. UCLA (USC)	11/23/19	453 vs. #5 Penn State (USC)	1/2/17	<b>Blocked Kicks</b>	
51 vs. App State (GS)	11/26/22	440 vs. #14 Notre Dame (USC)	10/17/15	2 at Colorado (USC)	11/11/17
49 2 times; last: vs. Western Michigan (USC)	9/2/17			1 11 times; last: vs. #25 James Madison (GS)	10/15/22
<b>Points In A Quarter</b>		<b>Passing Touchdowns</b>		<b>INDIVIDUAL</b>	
28 vs. Morgan State (GS) - 4th Quarter	9/3/22	5 at UCLA (USC)	12/12/20	<b>Points Scored</b>	
21 vs. South Alabama (GS) - 1st Quarter	11/5/22	5 vs. Washington State (USC)	12/6/20	24 Amon-Ra St. Brown (USC) vs. Washington State	12/6/20
17 vs. #25 James Madison (GS) - 3rd Quarter	10/15/22	5 vs. #5 Penn State (USC)	1/2/17	24 Ronald Jones II (USC) vs. Oregon	11/5/16
17 vs. Morgan State (GS) - 2nd Quarter	9/3/22	5 vs. California (USC)	10/27/16	18 7 times; last: Aca'Cedric Ware (USC) at Oregon State	11/3/18
17 vs. #5 Penn State (USC) - 4th Quarter	1/2/17	5 at Arizona (USC)	10/15/16		
<b>Points In A Half</b>		<b>Rushing Attempts</b>		<b>Touchdown Responsibility</b>	
42 vs. Morgan State (GS) - 2nd Half	9/3/22	59 vs. UCLA (USC)	11/28/15	5 Kedon Slovis (USC) at UCLA	12/12/20
31 vs. #25 James Madison (GS) - 2nd Half	10/15/22	58 at UCLA (USC)	11/19/16	5 Kedon Slovis (USC) vs. Washington State	12/6/20
28 at Nebraska (GS) - 1st Half	9/10/22	52 vs. #23 Arizona (USC)	11/4/17	5 Sam Darnold (USC) vs. #5 Penn State	1/2/17
28 vs. UCLA (USC) - 2nd Half	11/23/19	50 at Old Dominion (GS)	10/22/22	5 Sam Darnold (USC) vs. California	10/27/16
27 vs. #5 Penn State (USC) - 1st Half	1/2/17	50 at California (USC)	10/31/15	5 Sam Darnold (USC) at Arizona	10/15/16
<b>Total Plays</b>		<b>Rushing Yards</b>		<b>Total Offense</b>	
95 vs. Arizona State (USC)	11/7/20	398 vs. California (USC)	10/27/16	576 Kyle Vantrease (GS) vs. #25 James Madison	10/15/22
95 at UCLA (USC)	11/19/16	341 at Arizona State (USC)	11/28/17	502 Kedon Slovis (USC) vs. UCLA	11/23/19
88 vs. Texas (USC)	9/16/17	331 vs. #23 Arizona (USC)	11/4/17	473 Sam Darnold (USC) vs. #5 Penn State	1/2/17
88 vs. #5 Penn State (USC)	1/2/17	332 at Oregon State (USC)	11/3/18	435 Kedon Slovis (USC) at Arizona State	11/9/19
86 at Nebraska (GS)	9/10/22	320 at Arizona (USC)	10/15/16	416 Kyle Vantrease (GS) at Nebraska	9/10/22
<b>Total Offense</b>		<b>Rushing Touchdowns</b>		<b>Rushing Attempts</b>	
643 vs. UCLA (USC)	11/23/19	6 vs. Western Michigan (USC)	9/2/17	30 Jalen White (GS) vs. Old Dominion	10/22/22
642 at Nebraska (GS)	9/10/22	5 at Nebraska (GS)	9/10/22	30 Ronald Jones II (USC) vs. Stanford	12/1/17
642 vs. #23 Arizona (USC)	11/4/17	4 6 times; last: vs. Morgan State (GS)	9/3/22	28 Ronald Jones II (USC) vs. UCLA	11/18/17
629 vs. California (USC)	10/27/16			27 Ronald Jones II (USC) vs. Arizona	11/4/17
623 vs. #14 Stanford (USC)	9/9/17	<b>Fewest Total Yards Allowed</b>		27 Javorius Allen (USC) vs. Fresno State	12/21/13
<b>Yards Per Play</b>		207 vs. California (USC)	11/10/18		
8.6 vs. California (USC)	10/27/16	222 at Colorado (USC)	11/13/15	<b>Rushing Yards</b>	
8.4 vs. #14 Stanford (USC)	9/9/17	250 vs. Morgan State (GS)	9/3/22	223 Ronald Jones II (USC) vs. California	10/27/16
8.4 vs. #5 Penn State (USC)	1/2/17	253 vs. Utah State (USC)	9/10/16	216 Ronald Jones II (USC) at Arizona State	11/28/17
8.2 vs. #23 Arizona (USC)	11/4/17	253 vs. Fresno State (USC)	12/21/13	205 Aca'Cedric Ware (USC) at Oregon State	11/3/18
8.1 2 times; last: vs. #23 Stanford (USC)	9/7/19	<b>Fewest Rushing Yards Allowed</b>		194 Ronald Jones II (USC) vs. Arizona	11/4/17
<b>First Downs</b>		17 at #4 Washington (USC)	11/12/16	177 Ronald Jones II (USC) vs. Arizona	11/7/15
34 at Nebraska (GS)	9/10/22	31 at Oregon State (USC)	11/3/18	<b>Rushing Touchdowns</b>	
34 vs. UCLA (USC)	11/23/19	37 vs. Fresno State (USC)	12/21/13	4 Ronald Jones II (USC) vs. Oregon	11/5/16
33 vs. #5 Penn State (USC)	1/2/17	47 at Arizona State (USC)	11/9/19	3 Aca'Cedric Ware (USC) at Oregon State	11/3/18
31 3 times; last: vs. #3 Oregon (USC)	11/2/19	49 vs. Utah State (USC)	9/10/16	3 Ronald Jones II (USC) vs. #23 Arizona	11/4/17
<b>First Downs Rushing</b>		<b>Fewest Passing Yards Allowed</b>		3 Ronald Jones II (USC) vs. Western Michigan	9/2/17
17 vs. California (USC)	10/27/16	78 vs. Morgan State (GS)	9/3/22	2 Multiple Times; last: Tyler Jordan (GS) vs. App State	11/26/22
16 at Georgia State (GS)	10/8/22	93 vs. California (USC)	11/10/18	<b>Longest Rush</b>	
16 at Arizona State (USC)	11/28/17	94 vs. Western Michigan (USC)	9/2/17	86 Ronald Jones II (USC) at #16 Washington State	9/29/17
16 at UCLA (USC)	11/19/16	97 vs. UNLV (USC)	9/1/18	74 Ronald Jones II (USC) vs. Arizona	11/7/15
15 3 times; last: at Arizona (USC)	10/15/16	102 at #7 Stanford (USC)	9/17/16	71 Jalen White (GS) at UAB	9/17/22
<b>First Downs Passing</b>		<b>Sacks</b>		69 Aca'Cedric Ware (USC) at Arizona	9/29/18
25 vs. #25 James Madison (GS)	10/15/22	7 vs. Arizona (USC)	10/19/19	67 2 times; last: Gerald Green (GS) at Nebraska	9/10/22
23 vs. #5 Penn State (USC)	1/2/17	6 5 times; last: at Oregon State (USC)	11/3/18	<b>Rushing Yards Per Carry (min. 10)</b>	
22 vs. UCLA (USC)	11/23/19	<b>Tackles For Loss</b>		13.2 Gerald Green (GS) at Nebraska	9/10/22
21 at Nebraska (GS)	9/10/22	14 vs. #19 Colorado (USC)	10/13/18	12.6 Justin Davis (USC) at #24 Utah	9/23/16
19 3 times; last: at Colorado (USC)	10/25/19	11 at UCLA (USC)	12/12/20	12.4 Ronald Jones II (USC) vs. California	10/27/16
<b>Passing Attempts</b>		11 vs. Arizona (USC)	10/19/19	12.1 Aca'Cedric Ware (USC) at Oregon State	11/3/18
64 vs. #25 James Madison (GS)	10/15/22	10 4 times; last: vs. #23 Stanford (USC)	9/7/19	12.0 Ronald Jones II (USC) at Arizona State	11/28/17
57 vs. #3 Oregon (USC)	11/2/19	<b>Takeaways</b>		<b>Passing Attempts</b>	
56 at Nebraska (GS)	9/10/22	5 at Utah (USC)	11/21/20	64 Kyle Vantrease (GS) vs. #25 James Madison	10/15/22
55 vs. Arizona State (USC)	11/7/20	5 at California (USC)	9/23/22	57 Kedon Slovis (USC) vs. Oregon	11/2/19
54 vs. #5 Penn State (USC)	1/2/17	4 vs. Morgan State (GS)	9/3/22	56 Kyle Vantrease (GS) at Nebraska	9/3/22
		4 vs. Texas (USC)	9/16/17	55 Kedon Slovis (USC) vs. Arizona State (USC)	11/7/20
		4 vs. #3 Utah (USC)	10/24/15	53 Sam Darnold (USC) vs. #5 Penn State	1/2/17
<b>Completions</b>		<b>Interceptions</b>		<b>Completions</b>	
40 vs. Arizona State (USC)	11/7/20	4 at California (USC)	9/23/22	40 Kedon Slovis (USC) vs. Arizona State	11/7/20
38 vs. #25 James Madison (GS)	10/15/22	4 vs. #3 Utah (USC)	10/24/15	38 Kyle Vantrease (GS) vs. #25 James Madison	10/15/22
37 at Nebraska (GS)	9/10/22	3 4 times; last: vs. Morgan State (GS)	9/3/22	37 Kyle Vantrease (GS) at Nebraska	9/10/22
37 vs. UCLA (USC)	11/23/19			37 Kedon Slovis (USC) vs. UCLA	11/23/19
35 vs. App State (GS)	11/26/22			34 Kyle Vantrease (GS) vs. App State	11/26/22



# THE HELTON RECORD BOOK

## Passing Yards

578	Kyle Vantrease (GS) vs. #25 James Madison	10/15/22
515	Kedon Slovis (USC) vs. UCLA	11/23/19
453	Sam Darnold (USC) vs. #5 Penn State	1/2/17
432	Kedon Slovis (USC) at Arizona State	11/9/19
409	Kyle Vantrease (GS) at Nebraska	9/10/22

## Passing Touchdowns

5	Kedon Slovis (USC) at UCLA	12/12/20
5	Kedon Slovis (USC) vs. Washington State	12/6/20
5	Sam Darnold (USC) vs. #5 Penn State	1/2/17
5	Sam Darnold (USC) vs. California	10/27/16
5	Sam Darnold (USC) at Arizona	10/15/16

## Receptions

13	Michael Pittman Jr. (USC) vs. UCLA	11/23/19
13	Michael Pittman Jr. (USC) at Arizona State	11/9/19
13	Deontay Burnett (USC) vs. #5 Penn State	1/2/17
12	4 times; last: Derwin Burgess Jr. (GS) at Nebraska	9/10/22

## Receiving Yards

232	Michael Pittman Jr. (USC) vs. #10 Utah	9/20/18
192	JuJu Smith-Schuster (USC) vs. Idaho	9/12/15
180	Michael Pittman Jr. (USC) at California	11/16/19
173	Amon-Ra St. Brown (USC) vs. Arizona State	11/9/19
167	Amon-Ra St. Brown (USC) at Texas	9/15/18

## Receiving Touchdowns

4	Amon-Ra St. Brown (USC) vs. Washington State	12/6/20
3	Deontay Burnett (USC) vs. #5 Penn State	1/2/17
3	JuJu Smith-Schuster (USC) at Arizona	10/15/16
3	JuJu Smith-Schuster (USC) vs. Arizona State	10/1/16
2	Multiple Times; last: Amare Jones (GS) vs. #25 JMU	10/15/22

## Longest Pass

95	K. Slovis to A. St. Brown (USC) at Arizona State	11/9/19
83	C. Kessler to A. Jackson (USC) vs. #14 Notre Dame	10/17/15
77	M. Fink to M. Pittman Jr. (SC) vs. #10 Utah	9/20/18
75	K. Vantrease to A. Jones (GS) vs. #25 James Madison	10/15/22
75	J. Greene to J. Smith-Schuster (USC) vs. #14 Notre Dame	10/17/15

## Receiving Yards Per Catch (min. 5)

26.6	Derwin Burgess Jr. (GS) vs. Ball State	9/24/22
25.8	Michael Pittman Jr. (USC) vs. #19 Colorado	10/13/18
23.4	Amare Jones (GS) vs. #25 James Madison	10/15/22
23.2	Michael Pittman Jr. (USC) vs. #10 Utah	9/20/18
23.2	JuJu Smith-Schuster (USC) vs. #14 Notre Dame	10/17/15

## Tackles

18	Talanoa Hufanga (USC) vs. UCLA	11/23/19
17	Talanoa Hufanga (USC) at UCLA	12/12/20
16	Cameron Smith (USC) vs. Utah	10/14/17
16	Marques Watson-Trent (GS) vs. South Alabama	11/5/22
15	3 times; last: John Houston (USC) at Utah	10/20/18

## Tackles For Loss

3.5	Christian Rector (USC) at Oregon State	11/3/18
3.5	Christian Rector (USC) at Utah	10/20/18
3.0	5 times; last: Nick Figueroa (USC) vs. Washington State	12/6/20

## Sacks

3.0	Nick Figueroa (USC) vs. Washington State	12/6/20
3.0	Uchenna Nwosu (USC) at Arizona State	11/28/17
3.0	Rasheem Green (USC) at Arizona State	11/28/17
2.5	Christian Rector (USC) at Oregon State	11/3/18
2.0	13 times; last: Da'Shawn Davis (GS) vs. South Alabama	11/5/22

## Interceptions

3	Cameron Smith (USC) vs. #3 Utah	10/24/15
2	Ajene Harris (USC) at Colorado	11/11/17
2	Jack Jones (GS) at California	9/23/22
2	Adoree Jackson (USC) at #4 Washington	11/12/16
2	Iman Marshall (USC) vs. UCLA	11/28/15

## Punt Return Yards

79	Tyler Vaughns (USC) vs. Arizona State	10/27/18
77	Adoree Jackson (USC) vs. Utah State	9/10/16
72	Michael Pittman Jr. (USC) vs. UCLA	11/18/17
66	Adoree Jackson (USC) vs. Notre Dame	11/26/16
60	Amare Jones (GS) at Coastal Carolina	10/1/22

## Punt Return Average (min. 2)

39.5	Tyler Vaughns (USC) vs. Arizona State (2-79)	10/27/18
30.0	Amare Jones (GS) at Coastal Carolina (2-30)	10/1/22
27.0	Tyler Vaughns (USC) vs. UNLV (2-54)	9/1/18
23.0	Adoree Jackson (USC) vs. #22 UCLA (2-46)	11/28/15
22.5	Adoree Jackson (USC) at #23 Oregon (2-45)	11/21/15

## Long Punt Return

82	Tyler Vaughns (USC) vs. Arizona State	10/27/18
77	Adoree Jackson (USC) vs. Utah State	9/10/16
72	Michael Pittman Jr. (USC) vs. UCLA	11/18/17
55	Adoree Jackson (USC) vs. Notre Dame	11/26/16
50	Amare Jones (GS) at Coastal Carolina	10/1/22

## Punt Return Touchdowns

1	9 times; last: Joshua Thompson (GS) vs. #25 JMU	10/8/22
---	---	---------

## Kickoff Return Yards

161	Velus Jones Jr. (USC) vs. Fresno State	8/31/19
161	Adoree Jackson (USC) vs. Notre Dame	11/26/16
144	Velus Jones Jr. (USC) at #13 Notre Dame	10/21/17
118	Gary Bryant (USC) vs. Oregon	12/18/20
115	Velus Jones Jr. (USC) vs. #23 Arizona	11/4/17

## Kickoff Return Average (min. 2)

42.5	Velus Jones Jr. (USC) vs. UCLA (2-85)	11/18/17
40.3	Velus Jones Jr. (USC) vs. Fresno State (4-161)	8/31/19
40.3	Adoree Jackson (USC) vs. Notre Dame (4-161)	11/26/16
30.5	Velus Jones Jr. (USC) vs. Western Michigan (2-61)	9/2/17
29.5	Justin Davis (USC) at #23 Oregon (2-59)	11/21/15

## Long Kickoff Return

100	Velus Jones Jr. (USC) vs. Fresno State	8/31/19
100	Adoree Jackson (USC) at #24 Utah	9/23/16
97	Adoree Jackson (USC) vs. Notre Dame	11/26/16
73	Stephen Carr (USC) vs. UNLV	9/1/18
59	Velus Jones Jr. (USC) vs. UCLA	11/18/17

## Kickoff Return Touchdowns

1	Velus Jones Jr. (USC) vs. Fresno State	8/31/19
1	Adoree Jackson (USC) vs. Notre Dame	11/26/16
1	Adoree Jackson (USC) at #24 Utah	9/23/16

## All-Purpose Yards

291	Adoree Jackson (USC) vs. Notre Dame	11/26/16
233	Ronald Jones II (USC) vs. Arizona	11/4/17
232	Michael Pittman Jr. (USC) vs. #10 Utah	9/20/18
217	Ronald Jones II (USC) at Arizona State	11/28/17
211	Aca'Cedric Ware (USC) at Oregon State	11/3/18

## PATs Made

8	Alex Raynor (GS) vs. Morgan State	9/3/22
7	Chase McGrath (USC) vs. UCLA	11/23/19
7	Chase McGrath (USC) vs. #23 Arizona	11/4/17
7	Chase McGrath (USC) vs. Western Michigan	9/2/17
6	10 times; last: Alex Raynor (GS) vs. App State	11/26/22

## Field Goals Made

5	Chase McGrath (USC) vs. UNLV	9/1/18
4	Parker Lewis (USC) at Utah	11/21/20
3	7 times; last: Alex Raynor (GS) vs. #25 JMU	10/15/22

## Long Field Goal

51	Chase McGrath (USC) at Arizona State	10/28/17
49	Matt Boormeester (USC) vs. Arizona State	10/1/16
48	Parker Lewis (USC) vs. Washington State	12/6/20
47	4 times; last: Parker Lewis (USC) at Utah	11/21/20

## Punting Average (min. 2)

51.0	Reid Budrovich (USC) vs. Western Michigan	9/2/17
50.3	Ben Griffiths (USC) at California	11/16/19
48.7	Ben Griffiths (USC) vs. Oregon	12/18/20
48.5	Ben Griffiths (USC) at Stanford	9/11/21
48.4	Anthony Beck II (GS) vs. South Alabama	11/5/22

## Long Punt

63	Reid Budrovich (USC) at #16 Washington State	9/29/17
62	Reid Budrovich (USC) vs. #23 Arizona	11/4/17
61	Ben Griffiths (USC) vs. Oregon	12/18/20
61	Ben Griffiths (USC) at Arizona	11/14/20
59	Anthony Beck II (GS) vs. #25 James Madison	10/15/22
59	Reid Budrovich (USC) vs. Western Michigan	9/2/17

## 100-YARD RUSHING GAMES

<b>Total Number:</b> 36	<b>Games:</b> 82
<b>At USC:</b> 31	<b>Games:</b> 70
<b>At GS:</b> 5	<b>Games:</b> 12

13	Ronald Jones Jr. (USC)
7	Aca'Cedric Ware (USC)
4	Justin Davis (USC)
4	Jalen White (GS)
3	Vavae Malepeai (USC)
2	Javorius Allen (USC)
1	Stephen Carr (USC)
1	Kenan Christon (USC)
1	Gerald Green (GS)

## 200-YARD PASSING GAMES

<b>Total Number:</b> 69	<b>Games:</b> 82
<b>At USC:</b> 58	<b>Games:</b> 70
<b>At GS:</b> 11	<b>Games:</b> 12

21	Sam Darnold (USC)
20	Kedon Slovis (USC)
11	Kyle Vantrease (GS)
8	JT Daniels (USC)
7	Cody Kessler (USC)
1	Matt Fink (USC)
1	Jack Sears (USC)

## 100-YARD RECEIVING GAMES

<b>Total Number:</b> 51	<b>Games:</b> 82
<b>At USC:</b> 42	<b>Games:</b> 70
<b>At GS:</b> 9	<b>Games:</b> 12

9	Michael Pittman Jr. (USC)
8	JuJu Smith-Schuster (USC)
8	Tyler Vaughns (USC)
7	Amon-Ra St. Brown (USC)
6	Deontay Burnett (USC)
4	Drake London (USC)
3	Khaleb Hood (GS)
3	Jeremy Singleton (GS)
2	Derwin Burgess Jr. (GS)
1	Amare Jones (GS)





HEAD COACH  
CLAY HELTON



WILL  
HARRIS



BRYAN  
ELLIS



KEVIN  
WHITLEY



RYAN  
APLIN



RIP  
ROWAN



MARCUS  
DAVIS



AARON  
SCHWANZ



TURNER  
WEST



RICHARD  
OWENS



MATT  
MERRITT

# COACHING EXCELLENCE

4 NATIONAL  
CHAMPIONSHIPS

8 NATIONAL CHAMPIONSHIP  
GAME APPEARANCES

65 BOWL GAME  
APPEARANCES

14 NCAA/NFL/CFL  
PLAYOFF APPEARANCES



## START CHARTS

Offense	'22	Current Streak	Career
Archie, E. (6th) *	1	1	8
Arnold, OJ (FR)	1	1	1
Bachelder, L. (JR) *	-	-	11
Burgess Jr., D. (SO)	10	-	12
Cigelske, C. (SO)	-	-	2
Corbett, D. (6th) *	-	-	15
Crowder, K. (SR)	12	14	34
Dirmir, E. (TE) *	1	-	18
Dixon II, T. (JR) *	-	-	2
Green, G. (JR)	-	-	2
Hancock, C. (SR)	-	-	8
Hood, K. (SR)	7	4	19
Johnson, B. (JR)	3	-	19
Jones, A. (5th) *	6	-	20
Jubran, M. (JR) *	-	-	12
Kelly, C. (6th)	12	24	44
Langemeier, L. (5th) *	12	54	54
Lewis, D. (JR)	-	-	1
Lester, E. (FR)	3	2	3
Mcafee, J. (SR)	2	-	7
Miller, B. (6th)	11	11	42
Miller, R. (SO)	1	-	1
Orr (6th) *	-	-	8
Pyron, A. (JR)	-	-	1
Sanders Jr., M (FR)	2	-	2
Singleton, J. (6th) *	11	2	43
Smith, E. (JR)	-	-	15
Vantrease, K. (6th) *	12	12	38
White, J. (JR)	10	-	10
Wimbley, P. (FR)	12	12	12
Defense	'22	Current Streak	Career
Birdsong, J. (5th)	-	-	17
Bradley-Glenn, T. (7th)	3	-	12
Bullard, L. (FR)	4	-	4
Bride, T. (JR)	9	2	14
Canteen, D. (JR)	10	6	25
Davis, T. (SO)	-	-	5
Dedman, R. (JR)	1	-	1
Devine, P. (SR)	4	2	5
Ellis, J. (6th)	12	28	29
Free, W. (6th) *	10	8	32
Jackson, J. (JR)	-	-	1
Jackson, K. (SR)	10	5	13
Locke, T. (SO)	4	-	4
McCloud (DR)	2	-	2
McGee, Z. (SR)	-	-	9
Robertson, S. (JR)	4	-	9
Smyth, J. (JR) *	-	-	13
Springer, D. (6th)	12	24	33
Stampley II, M. (FR)	2	-	2
Thompson, N. (5th) †	8	5	11
Varner, K. (JR)	10	7	10
Watson-Trent, M. (SO)	10	10	11
Williams, Q. (SR)	1	-	4
Wilson, A. (JR)	12	35	35
Wingard, M. (5th) *	1	-	9

## STARTED EVERY GAME IN 2022

Offense (5): Crowder, Kelly, Langemeier, Vantrease, Wimbley

Defense (3): Ellis, Springer, A. Wilson

## LONGEST ACTIVE STREAKS

Logan Langemeier .....	* 54
Anthony Wilson .....	35
Justin Ellis .....	28
Caleb Kelly .....	24
Dillon Springer .....	24

\* - includes starts at other Division I football schools

† - includes a start on offense as well

## NOTABLE STREAKS AND TRENDS ENTERING THE GAME

- Georgia Southern has had a 100-yard rusher in 79 of its past 112 games dating back to its move to the FBS in 2014.
- Dating back to the start of the 2018 season, Georgia Southern has won 25 of its past 33 games when having a 100-yard rusher.
- Since the start of the 2018 season, Georgia Southern has had 39 100-yard rushing performances, coming from nine different players.
- GS has outrushed its opponent in 74 of the past 112 games dating back to its move to the FBS in 2014.
- GS has won 20 of the past 28 games dating back to the start of the 2019 season when winning the rushing battle.
- The Eagles have won 47 of the past 50 games when they've rushed for 300 yards or more.
- The Eagles have a +27 turnover margin since the start of the 2017 season, taking the ball away 116 times against 89 turnovers.
- GS has forced at least one turnover in 53 of its past 75 games dating back to the start of the 2017 season.
- Dating back to 2017, the Eagles have won 20 of their past 26 games when not committing a turnover.
- Dating back to 2014, the Eagles have won 36 of their past 50 games when winning the turnover battle.
- The Eagles are 208-33 in the modern era (since 1983) when winning the turnover battle in a game, 67-99 when losing it, and 71-32 when the margin is tied.
- Georgia Southern is +42 in turnover margin since joining the FBS in 2014 (+41 in Paulson Stadium, +1 away from home).
- In the modern era, GS is 242-210 when scoring 30 or more points, 104-144-1 when scoring less than 30 points. As a member of the FBS (since 2014), the Eagles are 41-7 when scoring 30 or more points, 18-45 when scoring less than 30 points.
- GS is 215-1 all-time when having a lead of 18 or more points at any point in the game. That lone loss came in 2005 when the Eagles led at Texas State 35-16 in the third quarter and lost 50-35.
- The Eagles have won 65 straight games when holding a lead of 17 or more points at any point in a game dating back to that 2005 Texas State game.
- Since 1983, Georgia Southern is 198-16 when allowing 17 points or less. The last time the Eagles lost a game when allowing less than 18 points was in 2013, a 16-14 loss to Furman at home. The current streak of victories when allowing 17 or less points is at 29.
- Georgia Southern has won 87 games in a row when scoring 40 or more points since losing at Oregon State in 1999 (48-41 in Corvallis). Overall, the Eagles are 147-2 all time, including 97-0 at home. The only other loss was to UMass in the 1998 FCA National Championship Game (55-43 in Chattanooga).

## ON THE ACTIVE LISTS

## Interceptions

Wylan Free	*4
Justin Birdsong	4
Jeffrey Smyth	*4
Mari Wingard	*3
Tyler Bride	2
NaJee Thompson	2
Quin Williams	2
Anthony Wilson	2
Tyrell Davis	1
Jalen Denton	1
Khadry Jackson	1
Dillon Springer	1
Marc Stampley II	1
Isaac Walker	1

## Blocked Kicks

NaJee Thompson	3
Derwin Burgess Jr.	1
Joshua Thompson	1

## Forced Fumbles

Justin Ellis	3
Anthony Wilson	2
Anthony Beck II	1
Derrick Canteen	1
Reid Dedman	1
Kevon Glenn	1
Jalen Jackson	1
Beau Johnson	1
NaJee Thompson	1
Marques Watson-Trent	1

## Fumble Recoveries

NaJee Thompson	3
Wylan Free	*2
Jalen Jackson	2
Jeffrey Smyth	*2
Anthony Beck II	1
Tyler Bride	1
Reid Dedman	1
Parker Devine	1
Khaleb Hood	1
Amare Jones	1
Justin Meyers	1
Quin Williams	1
Anthony Wilson	1
Brandon Wilson	1
Mari Wingard	*1

## Non-Offensive Touchdowns

Jeffrey Smyth	*2
Derrick Canteen	1
Tyrell Davis	1
Wylan Free	*1
Khaleb Hood	1
Khadry Jackson	1
Joshua Thompson	1
Quin Williams	1

\* - includes totals from other Division I football schools

## EAGLES IN OVERTIME (10-6)

11/28/87	Maine	31- 28	W	OT	10/25/08	at Western Carolina	38- 31	W	OT
9/3/05	at Northeastern	41- 38	W	OT	11/1/08	at The Citadel	44- 41	W	3OT
10/21/06	App State	20- 27	L	2OT	11/6/10	App St	21- 14	W	OT
11/18/06	Central Arkansas	31- 34	L	OT	10/27/12	at Chattanooga	39- 31	W	3OT
9/27/07	Chattanooga	38- 45	L	OT	11/21/15	at Georgia	17- 23	L	OT
10/13/07	at Elon	33- 36	L	2OT	10/3/19	at South Alabama	20- 17	W	2OT
9/13/08	Northeastern	34- 27	W	OT	10/19/19	Coastal Carolina	30- 27	W	3OT
9/27/08	Wofford	37- 38	L	OT	11/26/22	App State	51- 48	W	2OT





## GAME ACTION

Name, Pos., Yr.	Career	2022	2021	2020	2019	2018	2017	2016
Archie, WR, 6th	34/8 <sup>*</sup>	5/1	7/0 <sup>*</sup>	4/4 <sup>+</sup>	2/0	4/0 <sup>NR</sup>	12/3 <sup>*</sup>	
Arnold, RB, Fr.	12/1	12/1						
Beck II, P, r-Sr.	50/50	12/12	12/12	12/12	13/13	- <sup>R</sup>		
Birdsong, DB, 5th	56/17	12/4	12/7	12/5 <sup>*</sup>	12/1	8/0		
Bonner, DB, r-Fr.	11/0	11/0	- <sup>R</sup>					
Bowen, WR, r-So.	8/0	3/0	5/0	- <sup>R</sup>				
Boykin, LB, r-Fr.	5/0	3/0	1/0 <sup>R</sup>					
Bradberry, P, r-Fr.	1/0	1/0	- <sup>R</sup>					
Bradley-Glenn, LB, 7th	49/12	4/3	11/11	13/4 <sup>*</sup>	13/0	3/2 <sup>R</sup>	12/3	4/0 <sup>R</sup>
Bride, DB, Jr.	27/14	12/9	8/5	7/0				
Brown, RB, r-Jr.	8/0	7/0	1/0	- <sup>O</sup>	- <sup>R</sup>			
Bullard, DL, Fr.	10/4	10/4						
Burgess Jr., WR, So.	21/13	10/10	11/3					
Canteen, DB, r-Jr.	30/25	11/10	2/2	13/13	4/0 <sup>R</sup>			
Carder, OL, r-Jr.	41/0	12/0	12/0	13/0	4/0 <sup>R</sup>			
Cigelske, QB, r-So.	4/2	2/0	2/2	- <sup>R</sup>				
Cobb, WR, Fr.	5/0	5/0						
Cook, OL, r-Fr.	14/0	12/0	2/0 <sup>R</sup>					
Corbett, OL, 6th	26/15 <sup>*</sup>	10/0	11/11 <sup>*</sup>	4/4 <sup>+</sup>	1/0 <sup>NR</sup>	JUCO	JUCO	
Crowder, OL, r-Sr.	40/34	12/12	11/11	12/11	5/0	- <sup>R</sup>		
Dallas, J., WR, Fr.	4/0	4/0						
Davis, D., DL, Fr.	6/0	6/0						
Davis, T., DB, So.	13/5	1/0	12/5					
Dedman, LB, r-Jr.	41/1	12/1	12/0	13/0	4/0 <sup>R</sup>			
Denton, DB, r-So.	18/0 <sup>*</sup>	8/0	3/0 <sup>NR</sup>	7/0 <sup>*</sup>				
Devine, DL, r-Sr.	50/5	12/4	12/0	13/1	13/0	- <sup>R</sup>		
Dial-Watson, Chn., DB, r-So.	4/0	0/0	4/0	- <sup>R</sup>				
Dial-Watson, Chn., DB, r-So.	24/0	12/0	12/0	- <sup>R</sup>				
Dirrim, TE, Jr.	29/18 <sup>*</sup>	8/1	10/10 <sup>*</sup>	11/7 <sup>*</sup>				
Dixon II, RB, r-Jr.	11/2 <sup>*</sup>	2/0	1/0	- <sup>R</sup>	8/2 <sup>*</sup>			
Douglas, DB, r-Fr.	5/0	1/0	4/0 <sup>R</sup>					
Ellis, DL, 6th	40/29 <sup>*</sup>	12/12	12/12	13/5 <sup>*</sup>	1/0	- <sup>R</sup>	2/0 <sup>*</sup>	
Fall, DL, Fr.	4/0	4/0						
Ferguson, Jo., LB, r-Sr.	37/0	12/0	10/0	8/0	4/0	3/0 <sup>R</sup>		
FitzGerald, QB, r-Fr.	1/0	1/0	- <sup>NR</sup>					
Free, DB, 6th	55/32 <sup>*</sup>	12/10	11/4 <sup>*</sup>	6/6 <sup>+</sup>	12/10 <sup>*</sup>	14/2 <sup>*</sup>	0/0 <sup>R</sup>	
Glenn, LB, r-Jr.	18/0 <sup>*</sup>	3/0	12/0	2/0 <sup>*</sup>	1/0 <sup>*</sup>	- <sup>R</sup>		
Green, RB, r-Jr.	32/2	10/0	10/2	8/0	4/0 <sup>R</sup>			
Hammonds, LB, Fr.	4/0	4/0						
Hancock, TE, Sr.	31/8	4/0	11/4	8/2	8/2			
Hood, WR, Sr.	50/20	12/8	12/12	13/0	13/0			
Horton, DB, Fr.	3/0	3/0						
Hynes, DB, Fr.	1/0	1/0						
Ingram, OL, r-Fr.	1/0	1/0	- <sup>NR</sup>					
Jackson, J., LB, Jr.	37/1	12/0	12/0	13/1				
Jackson, K., LB, Sr.	43/12 <sup>*</sup>	11/10	7/2	12/0 <sup>*</sup>	13/0 <sup>*</sup>			
Johnson, TE, r-Jr.	32/21	12/5	12/10	5/4	3/2 <sup>R</sup>			
Jones, WR, 5th	54/20 <sup>*</sup>	8/6	10/6	10/2 <sup>C</sup>	13/6 <sup>*</sup>	13/0 <sup>*</sup>		
Jordan, Ty., RB, r-Jr.	12/0	12/0	-	JUCO	JUCO			
Kelly, OL, 6th	57/44	12/12	12/12	13/9 <sup>*</sup>	10/4	3/0 <sup>R</sup>	7/7	
Kenerson, WR, r-So.	11/0	2/0	7/0	2/0				
Langemeier, OL, 5th	55/54 <sup>*</sup>	12/12	12/12	13/13 <sup>*</sup>	12/12 <sup>*</sup>	6/5 <sup>*</sup>		
Langston, LS, r-Jr.	22/22	10/10	12/12	- <sup>R</sup>	- <sup>NR</sup>			
Lantz, K., r-Jr.	26/25 <sup>*</sup>	12/12	0/0 <sup>*</sup>	3/2 <sup>NR</sup>	11/11 <sup>*</sup>			
Lester Jr., TE, r-Fr.	9/3	7/3	2/0 <sup>R</sup>					
Lewis, D., WR, r-Jr.	32/1	9/0	10/1	11/0	2/0 <sup>R</sup>			
Lewis, TJ, WR, r-Fr.	2/0 <sup>*</sup>	1/0	1/0 <sup>NR</sup>					
Locke, DL, r-So.	13/4	10/4	3/0	- <sup>R</sup>				
McCafee, TE, 5th	22/9	10/2	12/7	JUCO <sup>C</sup>	JUCO	JUCO <sup>R</sup>		
McCloud, DL, r-Fr.	14/2	11/2	3/0 <sup>R</sup>					
McGee, LB, r-Sr.	39/9	8/0	8/0	9/9	12/0	2/0 <sup>R</sup>		
Meyers, DB, r-Fr.	13/0	9/0	4/0 <sup>R</sup>					
Miller, B. OL, 6th	48/42	11/11	12/12	12/6 <sup>*</sup>	11/11 <sup>*</sup>	13/13	- <sup>R</sup>	
Miller, R., OL, r-So.	11/1	8/1	3/0					
Orr, OL, 6th	12/8 <sup>*</sup>	4/0	2/2 <sup>NR</sup>	6/6 <sup>+</sup>	JUCO	JUCO	- <sup>NR</sup>	
Pyron, OL, r-Jr.	24/1	2/0	7/1	12/0	3/0 <sup>R</sup>			
Raynor, K., r-Jr.	34/34	11/11	10/10	13/13	- <sup>R</sup>			
Rhodes, DL, r-Fr.	5/0	1/0	4/0 <sup>R</sup>					
Robertson, DB, Jr.	32/9	11/4	10/5	11/0				
Sanders Jr., WR, Fr.	10/2	10/2						
Self, WR, r-So.	8/0 <sup>*</sup>	7/0	1/0 <sup>*</sup>	- <sup>NR</sup>				
Singleton, WR, 6th	55/43 <sup>*</sup>	12/11	14/14 <sup>*</sup>	4/4 <sup>+</sup>	12/11 <sup>*</sup>	13/3 <sup>*</sup>	- <sup>NR</sup>	
Smith, K., DL, r-Jr.	20/0	11/0	5/0	4/0				
Smyth, LB, r-Jr.	29/13 <sup>*</sup>	6/0	4/0 <sup>R</sup>	7/7 <sup>*</sup>	12/6 <sup>*</sup>			
Springer, DL, 6th	52/33	12/12	12/12	12/8 <sup>R</sup>	13/1	3/0	JUCO	
Stamper II, DB, Fr.	12/2	12/2						
Strong, OL, Fr.	1/0	1/0						
Stroud, DL, Fr.	4/0	4/0						
Thompson, J., WR, Fr.	11/0	11/0						
Thompson, N., DB, 5th	59/10	12/7	9/2	13/1 <sup>C</sup>	13/0	12/0		
Vantrease, QB, 6th	48/38 <sup>*</sup>	12/12	10/10 <sup>NR</sup>	7/7 <sup>+</sup>	13/8 <sup>*</sup>	3/0 <sup>NR</sup>	3/1 <sup>*</sup>	
Varner, DL, r-Jr.	22/10 <sup>*</sup>	12/10	6/0 <sup>*</sup>	3/0 <sup>NR</sup>	1/0 <sup>NR</sup>			
Walker, LB, r-Fr.	16/0	12/0	4/0 <sup>R</sup>					
Watson-Trent, LB, r-So.	23/11	12/10	1/1 <sup>R</sup>	10/0				
Wheeler, LS, r-Jr.	2/1	2/1						
White, J., RB, Jr.	35/10	11/10	12/0	12/0				
Williams, C., OL, r-So.	1/0	1/0	- <sup>R</sup>					
Williams, M., DB, So.	12/0	1/0	11/0					
Williams, Q., DL, r-Sr.	41/5	5/1	10/2	11/1	13/0	2/0 <sup>R</sup>		
Wilson, A., DB, r-Jr.	38/35	12/12	12/12	12/11	2/0 <sup>R</sup>			
Wilson, B., DL, Jr.	32/0	12/0	11/0	9/0				
Wimbley, OL, Fr.	12/12	12/12						
Wingard, DB, 5th	33/9 <sup>*</sup>	2/1	11/8 <sup>*</sup>	1/0 <sup>+</sup>	11/0 <sup>+</sup>	8/0 <sup>+</sup>		
Wood, LS, Fr.	2/1	2/1						
Wright, DL, r-Sr.	1/0	1/0						

\* - includes games played at other NCAA schools

-<sup>R</sup> - indicates redshirt year-<sup>+</sup> - indicates medical hardship year gained back-<sup>C</sup> - indicates COVID-19 year gained back -<sup>NR</sup> - indicates player opted out due to COVID-19 concerns

## It's ALL IN THE POINTS

	Helton	Since '83	2022
When Scoring 21 or more:	6-4	316-61	6-4
When Allowing 21 or less:	1-0	248-32	1-0
-----			
When Scoring 24 or more:	6-3	301-48	6-3
When Allowing 24 or less:	3-1	271-50	3-1
-----			
When Scoring 28 or more:	6-3	264-29	6-2
When Allowing 28 or less:	2-1	298-75	2-1
-----			
When Scoring 30 or more:	5-3	242-21	5-3
When Allowing 30 or less:	2-1	305-84	2-1

## IN THE NATIONAL RANKINGS

### TEAM (TOP 15)

2. Tackles For Loss Allowed.....	3.58
3. Sacks Allowed .....	0.58
4. Passing Offense .....	327.8
10. Fumbles Lost .....	4
11. First Down Offense .....	305
12. Red Zone Defense .....	74.1
15. Third Down Conversion Percentage .....	47.2

### INDIVIDUAL (TOP 20)

2. Completions Per Game (Vantrease) .....	28.58
3. Passing Yards Per Game (Vantrease) .....	325.1
6. Passing Yards (Vantrease) .....	3,901
7. Total Offense (Vantrease) .....	327.2
10. Receptions Per Game (Hood) .....	6.7
14. Field Goal Percentage (Raynor) .....	88.9
18. Passing Touchdowns (Vantrease) .....	25
19. Passes Defended (Canteen) .....	1.2

## REDSHIRT TRACKER

TRUE FRESHMEN .....	GP
Arnold, OJ.....	12
Stamper II, Marc.....	12
Wimbley, Pichon.....	12
Bullard, Latrell.....	10
Sanders Jr., Marcus.....	10
Thompson, Joshua.....	11
Davis, Da'Shawn.....	6
Cobb, Dalen.....	5
Dallas, Josh.....	4
Hammonds, Jacob.....	4
Stroud, MJ.....	4
Fall, Elhadj.....	4
Horton, Zyere.....	3
Wood, Gaines.....	2
Hynes, Elijah.....	1
Strong, Chandler.....	1
NON-FRESHMEN .....	GP
Birdsong, Justin.....	12
Bride, Tyler.....	12
Hood, Khaleb.....	12
Jackson, Jalen.....	12
Thompson, Najee.....	12
Wilson, Brandon.....	12
Jackson, Khadry.....	11
Robertson, Seth.....	11
White, Jalen.....	11
Burgess Jr., Derwin.....	10
Dirrim, Ethan.....	8
Jones, Amare.....	8
Hancock, Chase.....	4
Wingard, Mari.....	2
Davis, Tyrell.....	1

## COMEBACKS AND BLOWN LEADS

### LARGEST 2ND-HALF COMEBACK VICTORY AT GS (ALL-TIME):

**28 points** at Western Carolina (2008)  
trailed 31-3 in 4th (14:52); won 38-31 in OT

### LARGEST 2ND-HALF COMEBACK VICTORY AT PAULSON:

**18 points** vs. Maine (1987)  
trailed 28-10 in 3rd (6:35); won 41-38 in OT

### LARGEST COMEBACK AT GS (ALL-TIME):

**28 points** at Western Carolina (2008)  
trailed 31-3 in 4th (10:44); won 38-31 in OT

### LARGEST 2ND-HALF COMEBACK AT GS (FBS MEMBER):

**25 points** Georgia Tech (2014)  
trailed 35-10 in 3rd .....led 38-35; **lost** 42-38

### LARGEST TOTAL COMEBACK VICTORY AT GS (FBS MEMBER):

**14 points** at New Mexico State (2014)  
trailed 14-0 in 1st .....won 36-28  
**14 points** vs. UL Monroe (2016)  
trailed 14-0 in 1st .....won 23-21  
**14 points** vs. Campbell (2020)  
trailed 20-6 in 3rd .....won 27-26

### LARGEST BLOWN LEAD AT GS IN LOSS (ALL-TIME):

**19 points** at Texas State (2005)  
led 35-16 in 3rd .....lost 50-35

### LARGEST BLOWN LEAD AT GS IN LOSS (FBS):

**14 points** at NC State (2014)  
led 17-3 in 3rd .....lost 24-23  
**14 points** at Army West Point (2020)  
led 21-7 in 3rd .....lost 28-27  
**14 points** App State (2020)  
led 14-0 in 2nd .....lost 34-26  
**14 points** South Alabama (2022)  
led 31-14 in 3rd .....lost 38-31

### LAST FOUR 4TH QTR DOUBLE-DIGIT COMEBACK WINS:

**14 points** at Old Dominion (2012)  
trailed 35-21 with 14:57 re .....won 49-35  
**11 points** at Furman (2010)  
trailed 28-17 with 3:47 re .....won 32-28  
**28 points** at Western Carolina (2008)  
trailed 31-3 with 10:44 re .....won 38-31 (OT)  
**11 points** vs. The Citadel (2007)  
trailed 17-6 with 12:37 re .....won 21-17

### LAST FOUR 4TH QTR DOUBLE-DIGIT LEADS BLOWN IN LOSSES:

**10 points** at Coastal Carolina (2022)  
led 24-14 with 10:11 re .....lost 34-30  
**11 points** at Georgia State (2020)  
led 24-13 with 14:57 re .....lost 30-24  
**10 points** at NC State (2014)  
led 20-10 with 6:56 re .....lost 24-23  
**12 points** at Texas State (2005)  
led 35-23 with 10:30 re .....lost 50-35

## HOME-FIELD ADVANTAGE

• Georgia Southern has one of the best home-field advantages in the FBS as the Eagles have an official NCAA record of 209-48 at Allen E. Paulson Stadium. That .813 winning percentage is the fourth best in the FBS heading into this week's games.

School	Stadium	Record	Pct.
Alabama	Bryant-Denny	291-54-3	.841
Boise St.	Albertsons	282-62	.819
Oklahoma	Memorial	418-89-15	.815
<b>Ga. Southern</b>	<b>Paulson</b>	<b>209-48</b>	<b>.813</b>
Marshall	Edwards	176-41	.811



**GETTIN' IT DONE IN THE CLASSROOM**

• Thirty Eagles are playing this postseason as college graduates.

• Graduating from Georgia Southern, in alphabetical order: **Anthony Beck II, Justin Birdsong, Todd Bradley-Glenn, Bryce Christensen, Khalil Crowder, Terron Dixon II, Justin Ellis, Jon Ferguson, JT Galloway, Gerald Green, Justin Howell, Khadry Jackson, Amare Jones, Caleb Kelly, Logan Langemeier, JJay McAfee, Zyon McGee, Brian Miller, Jordan Pearson, Teva Reynolds, Dillon Springer, Quin Williams and Kaylen Wright.** Also playing as graduates of other universities are: **Ezrah Archie (Monmouth), Danny Corbett (Campbell), Wyland Free (Fresno State), Cameron Orr (Elon), Jeremy Singleton (Houston), Kyle Vantrease (Buffalo) and Mari Wingard (Elon).**

• **Javian Boykin, Tyler Bride, Griffin Carder, Parker Devine, Chase Hancock, Amaru Herring, Khaleb Hood, Mark Langston, Aaron Pyron, Alex Raynor, Emil Smith, Kierron Smith, NaJee Thompson and Brandon Wilson** are scheduled to graduate in May or summer of 2023.

**SUPER SENIORS**

• Fifteen Eagles took advantage of the NCAA's COVID-19 eligibility waiver and returned for an extra year of action: **Justin Birdsong, Todd Bradley-Glenn, Justin Ellis, Amare Jones, Caleb Kelly, Logan Langemeier, Brian Miller, Dillon Springer and NaJee Thompson.** Transferring in and taking advantage of the extra year were: **Ezrah Archie, Danny Corbett, Wyland Free, Jeremy Singleton, Mari Wingard and Kyle Vantrease.**

**FAMILY TIES**

• Defensive lineman **Trevon Locke** is a third-generation Benedictine Military graduate in Savannah and his father, Robert, played football for Georgia Southern from 2000-03.

• Junior tight end **Beau Johnson's** father, Charles, was a two-time All-Star catcher and World Series champion with the Florida Marlins and his brother, Brandon played wide receiver at Tennessee.

• Both of **Chas Collins'** parents, his sister, grandmother and two aunts all attended Georgia Southern. Both of **Britton Williams'** parents attended Georgia Southern.

• The Eagles have not one, but two sets of identical twins on the team this year. Defensive backs **Chandler and Chase Dial-Watson** are in their third year with the program and quarterback **David Dallas** and receiver **Josh Dallas** are true freshmen.

• Defensive back **Andrew Douglas'** sister, Aundria, attended Georgia Southern and was on the track & field team.

• Freshman **Zyere Horton's** brother, Izaiah Prouse-Lackey, played football at Florida State.

• **Jeremy Singleton's** brother, Jabbar, played basketball at Southeastern Louisiana and Oral Roberts.

• Long snapper **Jackson Wheeler's** father, Tom, played tight end at Florida State, as well as professionally.

• Quarterback **Kyle Vantrease's** mother, Patti, swam at Bowling Green.

• Freshman **Elijah Hynes'** uncle is Mark Richt, long-time head football coach at Georgia and Miami, and another uncle is Brad Johnson, who was a quarterback for the Super Bowl XXXVII Champion Tampa Bay Buccaneers. Hynes graduated from high school in 2019 and entered the U.S. Marine Corps, where he served for nearly three years.

• Transfer **Wyland Free** is one of 10 siblings, born right in the middle. He has four brothers (Dorrell, William, Waymon and Wyndell) and five sisters (twin Kyja, Qyarra, Aneras, Samya and Kimberly).

**OVERCOMING ADVERSITY**

• Adversity is a word **Todd Bradley-Glenn** doesn't want to hear after what he went through in 2015, 2016, 2018 and in 2021. The super senior has overcome cancer,

**THE VERY VETERAN VETERANS**

Age	Name (Pos.)	Yr.	Birthday
25	Todd Bradley-Glenn (LB)	7th	7/11/97
24	Kyle Vantrease (QB)	6th	8/20/98
24	Cameron Orr (OL)	6th	9/14/98
24	Danny Corbett (OL)	6th	10/22/98
24	Ezrah Archie (WR)	6th	11/7/98
24	Dillon Springer (DL)	6th	12/6/98
23	Brian Miller (OL)	6th	2/21/99
23	Wyland Free (DB)	6th	3/8/99
23	Jeremy Singleton (WR)	r-Sr.	4/29/99

three knee surgeries and a torn biceps injury to return to the field for a seventh season.

• In the spring of 2015, his junior year at Valdosta High, he was diagnosed with Dermatofibrosarcoma Protuberans (DFSP) in his right shoulder. He was going in to have some scar tissue removed when the doctors diagnosed him. DFSP is a rare type of cancer, a soft tissue sarcoma that develops in the deep layers of skin. He had several surgeries to remove the mass and then had a skin graft in which they took skin from his groin and placed it on his shoulder. The cancer caused him to miss most of his final season, but he was cleared on a Thursday and played the next night, returning for the final five games of his season.

• He signed with Georgia Southern in February 2016. In 2016, Bradley-Glenn was contributing as a true freshman at both linebacker and special teams before suffering a torn ACL in pre-game warm-ups at Arkansas State and missed the rest of the season. He underwent rehab in the offseason and returned to full strength in 2017, finishing with 25 tackles, including 5.0 tackles for loss.

• The injury bug bit him again in 2018 and he underwent a successful meniscotomy in that same left knee after suffering a non-contact injury on the second day of preseason camp. He had the surgery on Aug. 16 and

**2022 STARTERS GAME BY GAME**

Offense	WR	LT	LG	C	RG	RT	QB	RB	TE	WR	WR
Morgan State	Burgess Jr.	Miller, R.	Wimbley	Langemeier	Crowder	Kelly	Vantrease	White	Johnson	Jones	Singleton
Nebraska	Burgess Jr.	Miller, B.	Wimbley	Langemeier	Crowder	Kelly	Vantrease	White	Hood (WR)	Jones	Singleton
UAB	Burgess Jr.	Miller, B.	Wimbley	Langemeier	Crowder	Kelly	Vantrease	White	Hood (WR)	Jones	Singleton
Ball State	Burgess Jr.	Miller, B.	Wimbley	Langemeier	Crowder	Kelly	Vantrease	White	Johnson	Hood	Singleton
Coastal Carolina	Burgess Jr.	Miller, B.	Wimbley	Langemeier	Crowder	Kelly	Vantrease	White	Johnson	Jones	Singleton
Georgia State	Burgess Jr.	Miller, B.	Wimbley	Langemeier	Crowder	Kelly	Vantrease	White	Johnson	Durrim (TE)	Singleton
James Madison	Burgess Jr.	Miller, B.	Wimbley	Langemeier	Crowder	Kelly	Vantrease	White	Hood (WR)	Jones	Singleton
Old Dominion	Burgess Jr.	Miller, B.	Wimbley	Langemeier	Crowder	Kelly	Vantrease	White	Lester	Jones	Singleton
South Alabama	Burgess Jr.	Miller, B.	Wimbley	Langemeier	Crowder	Kelly	Vantrease	White	McAfee	Hood	Singleton
Louisiana	Burgess Jr.	Miller, B.	Wimbley	Langemeier	Crowder	Kelly	Vantrease	McAfee (TE)	Johnson	Hood	Sanders Jr.
Marshall	Sanders Jr.	Miller, B.	Wimbley	Langemeier	Crowder	Kelly	Vantrease	White	Lester	Hood	Singleton
App State	Archie	Miller, B.	Wimbley	Langemeier	Crowder	Kelly	Vantrease	Arnold	Lester	Hood	Singleton
Defense	DL	DL	DL	DL	LB	LB	DB	DB	DB	DB	DB
Morgan State	Springer	Locke	Devine	Ellis	Bradley-Glenn	Jackson, K.	Canteen	Thompson	Bride	Free	Wilson, A.
Nebraska	Springer	Locke	Varner	Ellis	Bradley-Glenn	Jackson, K.	Canteen	Robertson	Bride	Free	Wilson, A.
UAB	Springer	Locke	Varner	Ellis	Bradley-Glenn	Watson-Trent	Wingard	Robertson	Bride	Birdsong	Wilson, A.
Ball State	Springer	Locke	Varner	Ellis	Jackson, K.	Watson-Trent	Canteen	Stamper II	Bride	Birdsong	Wilson, A.
Coastal Carolina	Springer	Bullard	Williams	Ellis	Jackson, K.	Watson-Trent	Canteen	Robertson	Free	Birdsong	Wilson, A.
Georgia State	Springer	Devine	Varner	Ellis	Jackson, K.	Watson-Trent	Thompson	Robertson	Free	Birdsong	Wilson, A.
James Madison	Springer	McCloud	Varner	Ellis	Dedman	Watson-Trent	Bride	Stamper II	Canteen	Free	Wilson, A.
Old Dominion	Springer	Bullard	Varner	Ellis	Jackson, K.	Watson-Trent	Bride	Thompson	Canteen	Free	Wilson, A.
South Alabama	Springer	Bullard	Varner	Ellis	Jackson, K.	Watson-Trent	Bride	Thompson	Canteen	Free	Wilson, A.
Louisiana	Springer	Bullard	Varner	Ellis	Jackson, K.	Watson-Trent	McCloud (DL)	Thompson	Canteen	Free	Wilson, A.
Marshall	Springer	Devine	Varner	Ellis	Jackson, K.	Watson-Trent	Bride	Thompson	Canteen	Free	Wilson, A.
App State	Springer	Devine	Varner	Ellis	Jackson, K.	Watson-Trent	Bride	Thompson	Canteen	Free	Wilson, A.



## ROSTER NOTES

Georgia Southern's roster features 134 players with the following classification breakdown:

### Freshmen: 51 (38.1%)

- True Freshmen: 34 (25.4%)
- Redshirt Freshmen: 17 (12.7%)

### Sophomores: 18 (13.4%)

- True Sophomores: 5 (3.7%)
- Redshirt Juniors: 13 (9.7%)

### Juniors: 36 (26.9%)

- True Juniors: 7 (5.2%)
- Redshirt Juniors: 29 (21.6%)

### Seniors: 29 (21.6%)

- True Seniors: 4 (2.9%)
- Redshirt Seniors: 10 (7.5%)
- Fifth-Year Seniors: 4 (2.9%)
- Sixth-Year Seniors: 10 (7.5%)
- Seventh-Year Seniors: 1 (0.7%)

- The Eagle roster features 78 returning players and 56 newcomers. Georgia Southern returns a total of 13 starters on offense (8) and defense (5), and 41 letterwinners.

- The captains are: #1 Todd Bradley-Glenn, #2 Justin Ellis, #6 Kyle Vantrease and #42 Dillon Springer.

- GS added 56 players - 20 transfers, 34 true freshmen and two walk-ons - since the end of the 2021 season. Of the 20 transfers, 11 are FBS transfers, eight are FCS transfers and one is a junior college player.

- The Eagles added a total of five first-year transfers with previous Power Five playing experience at: Florida State, Louisville, Minnesota, North Carolina and Ole Miss.

- Georgia Southern's roster features players from 14 states with the following breakdown:

- Georgia: 89 (66.4%)
- Florida: 14 (10.4%)
- South Carolina: 9 (6.7%)
- North Carolina: 5 (3.7%)
- Alabama: 4 (2.9%)
- Louisiana & California: 3 (2.2% each)
- Hawaii, Mississippi, New Jersey, Ohio, Pennsylvania, Tennessee & Texas: 1 (0.7% each)

missed the first game of the season.

- He returned for the second game of the season, at No. 2 Clemson, but suffered a knee injury in his other knee a few games later against Arkansas State, sending him to the sidelines for the remainder of the season.

- After another lengthy rehab session, he returned in 2019 healthy and contributed 19 tackles on the season. He started the final four games of 2020 and tallied 24 tackles, including 1.5 for loss.

- On Dec. 9, 2020, Bradley went to the Bulloch County Courthouse to finish the process to legally change his last name to honor his stepfather, James Glenn, who has helped raise him since he was in the third grade. He surprised James pre-game with his new name on his jersey for the final home game.

- Taking advantage of the COVID ruling, Bradley-Glenn returned last year for a sixth season, but suffered a torn biceps in the first preseason scrimmage, thus sidelining him for yet another season. He elected to return for a seventh year, one made possible by a hardship waiver granted to give him his 2016 season back due to the first knee injury.

- Bradley-Glenn has already graduated with a degree in marketing and is now working on a second degree in construction engineering. He hosts a book club for several members of the team and also has a podcast called "Last of the Hard" in which he brings teammates on as guests to talk about life away from football. He's also an avid fisherman who started an anglers club amongst his friends and teammates.

- Bradley-Glenn (born June 11, 1997) is the oldest player on the team at age 25 and played as a true freshman in 2016. This year's freshman class was in the sixth grade when Bradley-Glenn took his first snaps as an Eagle in 2016.

- He signed with Georgia Southern in February of 2016 in a class that included Kindel Vildor, who is now in his third year in the NFL with the Chicago Bears.

### The Full Journey of TBG

- Spring of 2015: diagnosed with cancer in right shoulder
- Summer of 2016: enrolled at GS
- Fall of 2016: suffered a torn ACL in left knee in pre-game warm-ups at Arkansas State (missed rest of season; granted medical hardship waiver)
- August of 2018: suffered torn meniscus in left knee in

practice (missed first game)

- September of 2018: suffered a right knee injury against Arkansas State (missed rest of season; redshirted)
- 2020 Season: regained due to COVID (played all 13 games)
- August of 2021: suffered a torn biceps in preseason scrimmage (missed whole season; can appeal for a second medical hardship waiver)
- August of 2022: returned for seventh season
- September of 2022: dislocated left elbow against UAB
- October of 2022: Returned from elbow injury against Georgia State; suffered knee injury in that game

### B-MILLER

- Heading into the 2019 season, offensive lineman **Brian Miller** had earned preseason all-conference accolades from several magazines and was expected to be the anchor at right tackle for the Eagles.

- That all changed on Aug. 18 in the preseason when he suffered a dislocated right hip in a freak, non-contact injury at practice. He had surgery soon after to repair the hip and began a long road to recovery. There was doubt he would ever play again. But after a rigorous rehabilitation, which included work on a zero-gravity treadmill, Miller returned in 2020 and started six games for the Eagles.

- He was a nominee for the 2020 Mayo Clinic Comeback Player of the Year, an award won by his teammate Drew Wilson in 2019.

- In 2020, he played in 12 games, seeing action on 456 offensive snaps. He earned second-team All-Sun Belt Conference honors from Pro Football Focus and was named the Georgia Southern Comeback Athlete of the Year.

- The Savannah native came to Georgia Southern as a defensive lineman, but moved to the offensive side of the ball his redshirt season.

- In 2018, he started all 13 games in his first year on the line at right tackles and was on the field for 732 total plays (659 offensive, 73 special teams). He moved over to left tackle in 2020 and started 12 games in 2021. He elected to use his COVID year to return in 2022 and has moved to left guard.

- He has already announced he plans on returning for a seventh year in 2023, utilizing his medical hardship waiver.

- Miller and his wife, Michelle, were married in 2019.

## OFFENSIVE LINE PLAY BREAKDOWN

(offensive plays only ... S-started; P-played; DNP-dressed, but did not play on offense; DND-did not dress; INJ-injured; R-redshirting)

	MSU	Neb.	UAB	BSU	CCU	GAST	JMU	ODU	USA	UL	MU	App St.	2022	GS Career
<b>Carder, G.</b>	P/55	DNP	DNP	DNP	P/2	P/2	P/8	P/12	P/2	P/2	DNP	P/3	86	255
<b>Cook, C.</b>	P/11	DNP	DNP	DNP	DNP	DNP	DNP	DNP	DNP	DNP	DNP	P/1	12	24
<b>Corbett, D.</b>	P/25	P/23	P/28	DNP	P/24	P/20	DNP	P/1	DNP	DNP	P/34	DNP	121	121
<b>Crowder, K.</b>	S/68	S/91	S/84	S/82	S/79	S/81	S/82	S/78	S/72	S/85	S/66	S/80	948	2,323
<b>Ingram, E.</b>	P/7	INJ	INJ	INJ	INJ	DND	DNP	DND	DNP	DNP	DNP	DNP	7	7
<b>Kelly, C.</b>	S/34	S/91	S/84	S/82	S/79	S/81	S/82	S/78	S/72	S/85	S/66	S/80	914	3,082
<b>Langemeier, L.</b>	S/68	S/91	S/84	S/82	S/79	S/81	S/82	S/78	S/72	S/85	S/66	S/80	948	2,605
<b>Miller, B.</b>	INJ	S/91	S/84	S/82	S/79	S/81	S/82	S/78	S/72	S/85	S/66	S/80	880	2,691
<b>Miller, R.</b>	S/52	DNP	INJ	INJ	INJ	INJ	DNP	DNP	DNP	DNP	DNP	DNP	52	55
<b>Pyron, A.</b>	P/7	DNP	DNP	DNP	DNP	DNP	DNP	DND	DNP	DND	DNP	DNP	7	255
<b>Reynolds, T.</b>	INJ	INJ	INJ	INJ	INJ	INJ	INJ	INJ	INJ	INJ	INJ	INJ	0	68
<b>Strong, C.</b>	P/11	DNP	DNP	DNP	DNP	DNP	DNP	DNP	DNP	DNP	DNP	DNP	11	11
<b>Williams, C.</b>	P/7	INJ	INJ	DNP	DND	DND	DNP	DND	DNP	DND	DNP	DNP	7	7
<b>Wimbley, P.</b>	S/47	S/68	S/56	S/82	S/55	S/61	S/82	S/77	S/72	S/85	S/32	S/80	798	798

**MAKING FAMILY HISTORY**

• Sixth-year player **Dillon Springer** became the first member of his family to graduate from college when we walked across the state at Georgia Southern with a degree in interdisciplinary studies. His grandmother has 14 children and around 30 grandchildren with Springer becoming the first to graduate from college.

• Springer has played in 52 games for the Eagles, starting 33 at defensive end.

• He was born and raised in Louisiana, but attended high school at Midland High in Texas before enrolling at Trinity Valley Community College in 2017. He enrolled at Georgia Southern in the fall of 2018.

**KYT**

• Georgia Southern picked up a big piece of its offensive puzzle when Buffalo graduate **Kyle Vantrease** decided to transfer to the Eagles in January.

• As a senior last season for the Bulls, Vantrease played in the first 10 games (all starts) and was 161 of 262 for 1,861 yards, eight touchdowns and six interceptions. He also rushed for three touchdowns.

• Vantrease played a variety of sports growing up in Stow, Ohio, and also helped his high school team as the punter. At Buffalo, he stepped into that role to help preserve the redshirt of another player in 2019, averaging 34.5 yards on 16 punts. In 2021, he averaged 65 yards on two punts, including an 81-yarder at Nebraska.

• Vantrease, whose mother Patti swam at Bowling Green, received his undergraduate degree from Buffalo in business administration.

• Oddly enough, Vantrease already has a pretty good feeling for several opponents on this year's schedule. In his final 14 games at Buffalo, he played five games against teams Georgia Southern will play this season: Ball State, Marshall, Nebraska, Coastal Carolina and Old Dominion.

• Nicknamed the "Ginger General" by a high school coach, Vantrease was also a competitive swimmer and is an avid bowler who once broke 280.

**A MODEL OF CONSISTENCY**

• **Logan Langemeier** took an odd path to Statesboro from his hometown in North Lake Tahoe, California.

He signed with Jacksonville University and played two seasons with the Dolphins and then the program was discontinued following the 2019 season.

• He transferred to Georgia Southern for the spring of 2020 and took nearly every snap at center the past three seasons for the Eagles.

• In all, he has started 54 straight college games (tackle at JU, center at GS) and had been on the field for 2,790 **CONSECUTIVE** offensive snaps (1,065 over 17 games at JU in 2018 and 2019; 1,725 over 25 games at GS from 2020-2022) before coming off when the Eagles had a big lead in the opener against Morgan State.

• Langemeier graduated with two degrees, one in accounting and one in finance, and is slated to earn his Master's degree this May. He is using his COVID-19 season granted by the NCAA to return for a fifth year of eligibility.

• His mother, Loral Langemeier, has written finance books which have appeared on The New York Times Best Seller list and she has been on The Dr. Phil Show and other media outlets.

**THE SWISS AMARE KNIFE**

• Georgia Southern's most versatile player might have been **Amare Jones**, one of 11 Eagles to use their COVID year to return in 2022. While listed as a receiver, Jones has seen action at running back, as a punt returner and kick returner and could even be used at quarterback to get the ball in his hands. He got the start at quarterback in the 2021 opener and has seen action all over the field in his time at Georgia Southern.

• As a star player at Frisco Heritage High in Texas, Jones averaged 126.5 passing yards per game and 130.9 rushing yards per game during his varsity career and was all over the field at Tulane. As a freshman in 2018, he ranked second among all freshmen in The American Athletic Conference with 939 all-purpose yards. As a sophomore, he finished the year with 1,611 all-purpose yards, which ranks seventh in Tulane history all-time, fifth that season in the AAC and 22nd nationally.

• Jones was one of 63 players named to the Earl Campbell Tyler Rose Award Watch List, which recognizes the top offensive player in Division I football who also exhibits the enduring characteristics that define Earl Campbell: integrity, performance, teamwork, sportsmanship, drive, community and tenacity; specifically, tenacity to persist and determination to overcome adversity and injury in pursuit of reaching goals. In addition, the nominee must meet one or more of the following criteria: born in Texas and/or graduated from a Texas High School and/or played at a Texas-based junior college or currently playing at Texas DI four-year college.

**THE POWER OF PAULSON**

• Georgia Southern holds one of the best home-field advantages in the FBS, posting a 209-48 record at Allen E. Paulson Stadium. That winning percentage is the fourth best out of all currently used FBS stadiums, trailing only Alabama, Boise State and Oklahoma.

• The Eagles are 28-9 all-time at Paulson Stadium when playing in front of 20,000 or more fans.

**PAULSON STADIUM ATTENDANCE RECORDS**

	Att.	Opponent	Date	W-L	Score
1.	25,735	UL Monroe	9/17/16	W	23-21
2.	25,725	Stephen F. Austin	12/16/89	W	37-34
3.	24,872	The Citadel	9/19/15	W	48-13
4.	24,535	App State	9/25/14	W	34-14
5.	24,078	Chattanooga	11/11/89	W	34-13
6.	23,551	New Mexico State	10/17/15	W	56-26
7.	23,520	Western Michigan	9/12/15	W	43-17
8.	23,474	App State	10/27/16	L	10-34
9.	23,401	Georgia State	12/5/15	L	7-34
10.	23,373	Furman	11/10/07	L	22-24

**PAULSON HIGHS AND LOWS****MOST POINTS SCORED IN PAULSON STADIUM**

84	Johnson C. Smith	84-3	Sept. 11, 2004
83	Savannah State	83-9	Sept. 6, 2013
77	Savannah State	77-9	Aug. 31, 2013
76	Fayetteville State	76-0	Sept. 4, 1999
72	Northern Arizona	72-29	Nov. 27, 1999

**FEWEST POINTS SCORED IN PAULSON STADIUM**

0	Troy	0-21	Nov. 14, 1992
7	Georgia State	7-34	Dec. 5, 2015
7	Wofford	7-14	Sept. 21, 2002
8	Coastal Carolina	8-28	Nov. 6, 2021

**MOST POINTS ALLOWED IN PAULSON STADIUM**

48	App State	51-48 (2OT)	Nov. 26, 2022
48	Old Dominion	55-48	Dec. 3, 2011
45	Chattanooga	38-45 (OT)	Sept. 22, 2007

**FEWEST POINTS ALLOWED IN PAULSON STADIUM**

0	20 Times - Last 4 times:		
	UMass	41-0	Oct. 17, 2020
	South Alabama	52-0	Nov. 18, 2017
	Savannah State	54-0	Sept. 3, 2016
	Jacksonville	58-0	Sept. 1, 2012

**LARGEST VICTORY IN PAULSON STADIUM**

81	Johnson C. Smith	84-3	Sept. 11, 2004
76	Fayetteville State	76-0	Sept. 4, 1999
74	Savannah State	83-9	Sept. 6, 2014
68	Savannah State	77-9	Aug. 31, 2013
63	Chattanooga	70-7	Sept. 22, 2001
63	Savannah State	69-6	Sept. 1, 2001
63	Western Carolina	70-7	Oct. 9, 1999

**LARGEST DEFEAT IN PAULSON STADIUM**

27	Georgia State	7-27	Dec. 5, 2015
25	Middle Tennessee	10-35	Sept. 14, 1985
24	App State	10-34	Oct. 27, 2016
21	Marshall	13-34	Sept. 17, 1994
21	Troy	0-21	Nov. 14, 1992

**AGAINST THE AP TOP 25**

Year	Opponent	Result
1986	at #13 Florida	L, 14-38
1988	at #22 Florida State	L, 10-28
1990	at #3 Florida State	L, 6-48
1991	at #18 Auburn	L, 17-32
1992	at #13 Georgia	L, 7-34
1993	at #3 Miami	L, 7-30
1994	at #6 Miami	L, 0-56
1996	at #4 Florida	L, 14-62
2000	at #10 Georgia	L, 7-29
2004	at #4 Georgia	L, 29-48
2008	at #1 Georgia	L, 21-45
2011	at #3 Alabama	L, 21-45
2012	at #5 Georgia	L, 14-45

**JOINED FBS**

2017	at #12 Auburn	L, 7-41
2018	at #2 Clemson	L, 7-38
2018	#25 App State	W, 34-14
2019	at #6 LSU	L, 3-55
2019	at #21 App State	W, 24-21
2020	at #19 Louisiana	L, 18-20
2020	at #25 Coastal Carolina	L, 14-28
2021	at #20 Arkansas	L, 10-45
2021	#21 Coastal Carolina	L, 8-28
2021	#14 BYU	L, 17-34
2022	#25 James Madison	W, 45-38

Overall: 3-21	Overall as FBS Member: 3-8
Overall Home: 2-2	Home as FBS Member: 2-2
Overall Road: 1-19	Road as FBS Member: 1-6
Highest Ranked Team Beaten: #21 App State, 2019	





• This season, he caught 35 passes for 483 yards and six touchdowns and averaged 9.3 yards per punt return. He had seven catches for a career-high 164 yards and two touchdowns in the win over No. 25 James Madison, earning him the Rose Award Player of the Week honor.

• Jones suffered an internal injury at ODU that required surgery the following day and will miss the rest of the season.

#### RECEIVING TOUCHDOWNS - SEASON

1.	8	.....Chris Johnson.....	2000
2.	7	....Derwin Burgess Jr. ....	2022
	7	.....Teddy Craft.....	2004
	7	.....Corey Joyner.....	1997
5.	6	....Amare Jones.....	2022

#### GOPHER TO EAGLE

• Junior kicker **Michael Lantz** grew up in Peachtree City, Georgia, but signed with Minnesota coming out of high school. His first encounter with Georgia Southern wasn't a great experience, but he hopes to get back on better ground this season.

• In 2019, Lantz was kicking for the Golden Gophers when the Eagles came to town. While he made all five PATs in the Gophers' comeback win, he had his lone field goal attempt blocked by Reynard Ellis and returned 77 yards by Monquavon Brinson for a score in the fourth quarter.

• Lantz is looking to bounce back after sitting out last season with an injury and transferring to Statesboro this past offseason. He finished second on the team in scoring with 71 points (8 FG, 47 PAT) in 2019 and made a career-long 40-yard field goal in an Outback Bowl win against Auburn.

• Lantz has handled the kickoff duties for the Eagles this season while **Alex Raynor** has handled the place-kicking duties. Raynor made 16 of 18 field goals this season.

• Georgia Southern currently has two NFL kickers in Younghoe Koo (Falcons) and Tyler Bass (Bills) and also had alum Rob Bironas (Titans) play in the NFL from 2005-2013.

#### BECK BOMBS BECOMING THE NORM

• A 2022 Ray Guy Award candidate, senior punter **Anthony Beck II** is re-writing the Georgia Southern record books. Beck II had a 74-yard punt in the 2019

Name	YARDS AFTER CONTACT				
	2022 YAC/Total (%)	2021 YAC/Total (%)	2020 YAC/Total (%)	2019 YAC/Total (%)	Career YAC/Total (%)
Green, Gerald	335/475 (70.5)	292/423 (69.0)	304/444 (68.5)	80/106 (75.5)	1,011/1,448 (69.8)
White, Jalen	619/914 (67.7)	254/383 (66.3)	52/86 (60.5)	-	925/1,383 (66.9)
Arnold, OJ	122/189 (64.6)	-	-	-	122/189 (64.6)

opener at LSU and set a school record the most punts downed inside the 20-yard line with 24 in 2019.

• Last season, he set a school record with 17 50-yard punts and his average of 45.02 also set a school record for a single season.

#### PUNTING AVERAGE - CAREER (MIN. 40 ATTEMPTS)

1.	43.26 .. Anthony Beck II (230-9,950) .....	2019-
2.	41.15 ... Ryan Nowicki (86-3,359) .....	2012-15
3.	40.82 ... Don Norton (73-2,980) .....	1990-91

#### TOTAL PUNTS - CAREER

1.	230 .. Anthony Beck II .....	2019-
2.	195 ... Charlie Edwards .....	2008-11
3.	179 ... Daniel Jordan .....	2004-07

#### 50+ YARD PUNTS - SEASON

1.	17 .. Anthony Beck II .....	2021
2.	13 ... Matt Flynn .....	2017
	13 ... Charlie Edwards .....	2010

#### 50+ YARD PUNTS - CAREER

1.	49 .. Anthony Beck II .....	2019-
2.	30 ... Charlie Edwards .....	2008-11

#### PUNTING AVERAGE - SEASON (MIN. 15 ATTEMPTS)

1.	45.02 ... Anthony Beck II (64-2,881) .....	2021
2.	43.57 .. Anthony Beck II (47-2,048) .....	2022
3.	43.05 ... Ryan Nowicki (19-818) .....	2013
4.	42.69 ... Scott Shelton (16-683) .....	1999
5.	42.51 ... Anthony Beck II (68-2,891) .....	2019

• Beck, from nearby Guyton, has already graduated from Georgia Southern with a degree in management. His sister, Lt. Courtney Cronin, is in the United States Air Force.

• He attended a kicking camp this past summer in Birmingham that featured for GS and now Atlanta Falcon kicker Younghoe Koo, Carolina Panthers punter Johnny Hekker and Las Vegas Raiders punter A.J. Cole.

#### MORE STALLIONS IN THE STABLE

• Georgia Southern has long had a rich history at the running back position with stars like Adrian Peterson and Matt Breida, among some, roaming the field. The reigns have been turned over to a pair of juniors in **Jalen White** and **Gerald Green**, both of whom were named preseason Doak Walker Award candidates.

• Patiently waiting his turn, White finally broke loose against Arkansas State last year, rushing 13 times for a career-high 167 yards and two scores. He rushed for 383 yards and four touchdowns in 2021, averaging 5.3 yards per rush.

• A native of Daleville, Alabama, White was a first-team All-USA selection by USA Today after leading the nation in rushing yards as a senior. In just 11 games, he posted 3,517 rushing yards, which also set an Alabama state record and he also set a state single-game scoring

record with eight touchdowns (all in the first half) against Barbour County.

• White was named to the state's Super-All State team, which compiles the top 12 football players from the state regardless of classification. As a senior, he carried the ball 217 times for a 16.2-yard average and 48 touchdowns.

• White went over the 1,000-yard career rushing mark against JMU and currently has a team-high 914 yards rushing with 10 touchdowns along with 22 catches for 217 yards and a score.

• Green played at East Coweta High and was an honorable mention all-state selection to the Group 7A team by the AJC after scoring over 20 touchdowns and rushing for nearly 1,500 yards as a senior.

• Green crossed the 1,000-yard mark for his career in the opener this year and has 475 yards on the ground and six scores this season.

• Freshman **OJ Arnold** threw his name into the hat in the opener when he ran for 45 yards and a touchdown and also caught a touchdown pass. Arnold has thrown, caught and ran for a touchdown this season, marking the first Eagle player to do that since Jerick McKinnon in 2010.

• The Quitman native was a first-team all-state selection by the AJC for the 1A Public level as a senior, earning the state's offensive player of the year for the level. He rushed for over 2,500 yards and 42 touchdowns as a senior in leading Brooks County to a state title.

• With White, Green and Arnold sidelined for a majority of the final game, the Eagles got three touchdowns from a pair of walk-ons in **Tyler Jordan** (2) and **A.J. Brown** to help beat the Mountaineers in double overtime to secure a bowl berth.

#### FROM FIREFIGHTING TO SNOOP DOGG

• New defensive coordinator **Will Harris** took a unique route to college coaching, perhaps unlike any in college football. It involves, in part, two fire departments, an

#### FIRSTS IN 2022

**Made first GS start (19):** Archie, Arnold, Bullard, Dedman, Dirrim, Free, Lester, Locke, McCloud, R. Miller, Sanders Jr., Singleton, Stampley II, Varner, Vantrease, Wheeler, White, Wimbley, Wood

#### Saw first GS action (39):

**True freshmen (16):** Arnold, Bullard, Cobb, J. Dallas, D. Davis, Fall, Hammonds, Horton, Hynes, Sanders Jr., Stampley, Strong, Stroud, J. Thompson, Wimbley, Wood

**Redshirt freshmen (7):** Bonner, Bradberry, Dallas, FitzGerald, TJ Lewis, Ingram, Self

**Others (16):** Archie, Corbett, Denton, Dirrim, Free, Ty. Jordan, Lantz, Orr, Sanders Jr., Singleton, C. Williams, Wingard, Vantrease, Varner, Wheeler, Wright

#### ONE-SCORE GAMES

Coach	Total Games	One-Score Games	Record
1. Tim Stowers	74	30	21-9
2. Erk Russell	106	29	18-11
3. Jeff Monken	54	22	13-9
Chad Lunsford	49	22	13-9
5. Chris Hatcher	33	20	12-8
6. Mike Sewak	49	16	6-10
7. Paul Johnson	72	15	10-5
8. Clay Helton	12	7	4-3
Tyson Summers	18	7	3-4
Brian VanGorder	11	7	1-6
11. Willie Fritz	24	6	3-3
12. Frank Ellwood	11	5	1-4
13. Kevin Whitley	8	4	2-2
14. Dell McGee	1	0	0-0

award-winning rapper who is in the WWE Hall of Fame, and a lot of hard work.

- After completing his collegiate playing career at USC, Harris spent some time in the Seattle Seahawks camp and played for the Edmonton Eskimos of the Canadian Football League. Upon his retirement from playing, he earned his EMT certificate and began training and interviewing for jobs with the Los Angeles and Austin (Texas) Fire Departments.

- To help supplement the cost of training to become a firefighter, Harris began training local California youth in football and then got a call from Calvin Broadus - better known as entertainment legend Snoop Dogg - whom he met from his playing days at USC. Broadus encouraged Harris to join his Snoop Youth Football League - a league that helps young players through the teaching of character, integrity, discipline and teamwork gained through playing football - as a coach and mentor, which Harris did in the spring of 2013.

- Wanting to get into the college ranks, Harris put together a resume with three references: Pete Carroll (his coach at USC and now head coach of the Seattle Seahawks), three-time Super Bowl-winning linebacker Ken Norton Jr. (who was his position coach at USC), and Snoop Dogg. It worked as he caught on with Northwestern Oklahoma State in the fall of 2013.

- Harris credits a voice mail from Broadus to then head coach Alan Hall as a driving force behind him getting the job, which set in motion his quick rise up the coaching ranks.

- Harris moved to Humboldt State in 2014, to Dixie College in 2015, to San Jose State in 2016 and finally to Washington in 2018. At 35 years old, he is now one of the youngest defensive coordinators in the FBS.

- As a player, Harris was a part of four Rose Bowl teams, including the one that played Texas in the legendary 2005 BCS National Championship Game.

#### STEPPING OUT OF BIG SHADOWS

- New special teams coach **Turner West** is carving his own path to notoriety after standing in the shadows of some big figures growing up.

- West was a 6-1, 180 pound wide receiver and tight end at Briarcrest Christian in Memphis, helping lead his team to a state title his freshman season.

- The next season, Briarcrest got a new player, a 6-5, 300-pound offensive lineman named Michael Oher and West lined up next to him many times on offense. Oher's story is well known and was the subject of the popular movie based on the book, "The Blind Side."

- Briarcrest Christian went on to win another state title, Oher went on to play at Ole Miss and in the NFL, the book was a best-seller and Sandra Bullock won an Oscar for her portrayal of Leigh Anne Tuohy in the 2009 drama.

- West played college football from 2006-09 at Memphis, where his father Tommy West was the head coach as part of a 40-year coaching career that also includes leading the program at Clemson.

#### YOUTHFUL - AND SUCCESSFUL - STAFF

- Head coach **Clay Helton** put together a young, but experienced, staff upon his arrival to Statesboro. Heading into the season, the average age of the five full-time

## ANTHONY P. TIPPINS FAMILY INDOOR PRACTICE FACILITY



Ground was broken on the Anthony P. Tippins Family Indoor Practice Facility prior to the annual spring game on April 23, 2022. The \$12.3 million facility is being built adjacent to Allen E. Paulson Stadium and will serve all 17 NCAA-sponsored athletic programs.

The transformative project, which is slated for completion in early 2023, will benefit the needs of all 400 student-athletes while also creating new revenue-generating activities for the department.

The facility will feature a 91,300-square-foot practice area, highlighted by synthetic turf, fully-covered 120-yard regulation football field.


The facility will also feature an approximately 30-yard practice area for supplemental drills. An advanced netting system will be installed to further enhance training opportunities for our student-athletes, particularly football, baseball, softball, men's soccer, women's soccer and women's track and field.

The facility will have an interior height of 65 feet that will allow for a variety of practice drills (not inclusive of live punting). The practice field will have a 20-foot buffer outside the sideline perimeter that provides a safe space to conduct live play workouts.

The north and south sides of the structure will be outfitted with tailgating suites that will be utilized on game days. The south side suites will have 16 regular-size tailgating suites and two large tailgating suites and are positioned to have a close-up viewing of the Eagle Walk pre-game.

The north side of the structure will have a total of 12 regular-size suites and two large tailgating suites. In an effort to further enhance the fan experience at Paulson Stadium, turnkey tailgating will be introduced on the practice field for the 2023 football season.

More details and information on how to purchase a tailgate suite will be coming from the Athletic Foundation. Requests will be filled, in order, based on lifetime giving ranking.



A fully-integrated lightning protection system is being installed in the open-sided facility to afford year-round training. The facility design also allows for natural ventilation.

Cameras will be installed throughout the facility and will comprise a state-of-the-art filming system. Other amenities expected to be included are full protective padding at all interior vertical surfaces for enhanced player safety, restrooms, equipment storage and an audio system.

Additional landscape and pedestrian improvements are planned but the parking lot where construction will be taking place will be off-line this fall.


Goodwyn, Mills, Cawood, Inc. (GMC) is the project architect and supporting the project from both their Atlanta and Savannah offices in Georgia. Brassfield & Gorrie is the general contractor.

Other members of the project team include Maxwell-Reddick & Associates civil engineers, Method Engineering Group M/E/P, Sharp Engineering structural engineers and Wood Environmental for geotechnical consulting.

A generous gift from the Anthony P. Tippins Family jump-started the project and the remaining costs will be covered through fundraising and donations. Tippins, originally from Claxton, Georgia, is the current President of Coolsys Professional Solutions.

A retired 23-year Veteran and Commissioned Officer in the United States Naval Reserve and a Registered Professional Engineer in the state of Georgia, Tippins is a 1992 graduate of Georgia Southern University. Tippins earned his BS in mechanical engineering technology from GS and an Executive MBA from Emory University. After working in multiple key management and engineering roles, Tippins co-founded Aztec Energy Partners, which was sold to Danfoss in 2006. He then started Axiom Energy Solutions, which CoolSys acquired in 2018.

If you would like to help support the Anthony P. Tippins Family Indoor Practice Facility, please visit [Give.GSEagles.com/IPF](http://Give.GSEagles.com/IPF) to make a donation today!





offensive coaches was 33.2 years while the average age of the four full-time defensive coaches was 38.5.

- With special teams coordinator **Turner West** 34 years old, the average age of the 10 full-time assistant coaches is just 35.4 years old.

- Offensive coordinator **Bryan Ellis** turned 34 on Sept. 1 and defensive coordinator **Will Harris** is 35 (he turns 36 later this month).

- When including Helton's long coaching and playing career, the 11 full-time members of the staff have coached or played in eight national championship games, 65 bowl games, have won four national championships and have made 14 NCAA/NFL/CFL Playoff appearances.

- All 11 full-time coaches have experience in the NFL or at the Power 5 level, either as a player or a coach.

#### O-LINE EXPERIENCE

- Georgia Southern returns four of five starters on the offensive line from a year ago in **Khalil Crowder**, **Caleb Kelly**, **Logan Langemeier** and **Brian Miller**.

- When combining Langemeier's time at Jacksonville and all four's time in Statesboro, the group entered the season having played in a combined 153 games with a combined 127 starts.

- According to a survey done among FBS Football SIDs, the Eagles entered the season with the fourth most games played on the line among returning starters behind just Baylor (171), Pitt (166) and Georgia State (156) and third in games started behind Georgia State (141) and Pitt (130).

- On the flip side of things, with Miller missing the opener with an injury, **Pichon Wimbley** got the start at left guard for the Eagles. That made him the first true freshman since Kelly in 2017 to start on the offensive line and the first true freshman to start on the line in the season opener since Dorian Byrd in 2010.

- Entering the bowl game, the five players started together for the final 11 games with Wimbley, Langemeier, Crowder and Kelly starting all 12 games. They now have combined to have played in a combined 212 games with

a combined 186 starts. The five players have combined to play 4,488 offensive snaps this season.

- The line has allowed just seven sacks in 12 games on 564 passing attempts. Only nationally-ranked Oregon has allowed fewer sacks, giving up just four in 12 games on 402 attempts, 162 fewer attempts than the Eagles.

#### TRANSFERS IMMEDIATELY ELIGIBLE

- Several new faces to the Georgia Southern squad took advantage of the NCAA's new one-time transfer rule to come play in Statesboro.

Ezrah Archie	WR	Monmouth
Lawson Bachelder	WR	Presbyterian
Danny Corbett	OL	Campbell
Jalen Denton	DB	Ole Miss
Etham Dirrim	TE	Mercer
Colton FitzGerald	QB	Boise State
Wylan Free	DB	Fresno State
Ethan Ingram	OL	Marshall
Michael Jubran	OL	Presbyterian
Richie Lankford	QB	Coll. of San Mateo
Michael Lantz	K	Minnesota
TJ Lewis	WR	Louisville
Cameron Orr	OL	Elon
Parker Self	WR	Florida State
Jeremy Singleton	WR	Houston
Dylan Snyder	TE	The Citadel
Kyle Toole	QB	Troy
Kyle Vantrease	QB	Buffalo
Kristian Varner	DL	North Carolina
Mari Wingard	DB	Elon

- Since the end of last season, Georgia Southern added 20 transfers to its roster, bringing talent and experience to the team.

- Of the 20 transfers, 16 have previous playing experience at an FBS or FCS program. That includes five players with playing experience at a Power Five program.

- The Eagles' 20 first-year transfers with FBS or FCS experience came into the season with a combined 289 games played and 171 starts in their careers.

#### POWER UNDER THE HOOD

- Senior receiver **Khaleb Hood** has quietly put together one of the great receiving careers at Georgia Southern. The McDonough native enters the bowl game with a school-record 144 career receptions for 1,715 yards and four touchdowns.

- His yardage total ranks second in school history as he is just 139 yards away from becoming the school's career record holder in that category. He also set the school's single-season receptions record at Louisiana and enters the bowl game with 80 catches. He set a new school record for single-season receiving yards record against App State and has 896 yards for the year.

- He has caught a pass in 17 straight games dating back to last season and needs 104 yards receiving in the bowl game to reach 1,000 yards for the season.

- After graduating from Eagles Landing Christian, Hood prepped at Air Force Prep in 2018-19 where he was a military training officer while enrolled there. He enrolled at Georgia Southern in 2019 and has played in 50 games

#### EAGLES IN THE NFL

Bass, Tyler	PK	Buffalo
Breida, Matt	RB	New York Giants
Johnson III, Raymond	DE	Cincinnati (PS)
Koo, Younghoe	PK	Atlanta
McKinnon Jerick	RB	Kansas City
Vildor, Kindle	CB	Chicago

with 20 starts over his four-year career. He could return for a fifth year based on the NCAA's COVID-19 ruling giving an extra year of eligibility.

#### RECEPTIONS - CAREER

1.	144	...Khaleb Hood	2019-
2.	127	...Raja Andrews	2005-08
3.	92	...BJ Johnson III	2013-16
	92	...Monty Sharpe	1983-86

#### RECEIVING YARDS - CAREER

1.	1,854	...Monty Sharpe	1983-86
2.	1,715	...Khaleb Hood	2019-
3.	1,538	...Raja Andrews	2005-08

#### RECEPTIONS - SEASON

1.	80	.. Khaleb Hood	2022
2.	66	.. Jeremy Singleton	2022
3.	64	... Raja Andrews	2008
4.	58	.. Derwin Burgess Jr.	2022
6.	51	... Jamere Valentine	2009

#### RECEIVING YARDS - SEASON

1.	896	.. Khaleb Hood	2022
2.	873	... Raja Andrews	2008
3.	717	.. Derwin Burgess Jr.	2022
4.	714	.. Jeremy Singleton	2022

#### BURGESS BREAKING RECORDS

- Sophomore receiver **Derwin Burgess Jr.** turned into a legitimate offensive weapon for the Eagles and put up record-setting numbers to support that case. In 10 games, he had 58 catches for 717 yards and seven touchdowns.

- In the opener against Morgan State, he had four catches for 33 yards and a 17-yard, one-handed touchdown catch that landed him as the No. 4 play on SportsCenter's Top 10 Plays. Against Nebraska, he had 22 targets and caught a school-record 12 passes for 119 yards. He became just the third Eagle player in program history to catch 10 or more passes in a game.

- As a true freshman, Burgess Jr. played in 11 games, starting three and had 17 catches for 311 yards and a touchdown on the season. His big game came in the win at Texas State, catching five passes for 134 yards and a 46-yard touchdown and also blocked a punt that was returned for a touchdown.

- Burgess Jr., from Riverdale, Georgia, originally committed to South Carolina, but flipped to the Eagles and graduated from high school early to enroll at Georgia Southern in January of 2021.

- He suffered a broken leg in the loss at Louisiana and will miss the rest of the season.

#### THE HONORED 0 JERSEY

- Georgia Southern head coach **Clay Helton** announced in the preseason that a special player will wear the 0 jersey each game.

- The number 0 represents the ultimate teammate who is completely selfless and gives relentless effort. They must put team success over individual success and hold themselves to a high accountability standard, with zero issues during the week.

**Morgan State:** Jeffrey Smyth (LB, #44, r-Jr.)

**Nebraska:** Sam Kenerson (WR, #14, r-So.)

**UAB:** Justin Ellis (DL, #2, 6th Yr.)

**Ball State:** Jalen White (RB, #25, Jr.)

**Coastal Carolina:** Khalil Crowder (OL, #72, r-Sr.)

**Georgia State:** Alex Raynor (PK, #19, r-Jr.)

**James Madison:** Marques Watson-Trent (LB, #33, r-So.)

**Old Dominion:** Jon Ferguson (LB, #33, r-Sr.)

**South Alabama:** Dillon Springer (DL, #42, 6th Yr.)

**Louisiana:** Anthony Beck II (P, #7, r-Sr.)

**Marshall:** Derrick Canteen (DB, #13, r-Jr.)

**App State:** Kyle Vantrease (QB, #6, 6th Yr.)



**TRANSFER QBs**

• Georgia Southern hasn't had a lot of transfers start at quarterback over the past four decades, but those who have done it have had good success.

• Sixth-year quarterback **Kyle Vantrease** joins that club and will look for success in his first - and only - year in Statesboro.

• Antonio Henton (Ohio State) set the school record with 1,852 passing yards in 2008, breaking the record of 1,808 yards set by transfer Travis Clark (Southern Miss) two years earlier. He also set a new program record with 15 passing touchdowns. Here's a list of transfer quarterbacks in their first year of action for Georgia Southern:

Player (First Yr.)	From	Pass Yds/TD
Joe Dupree (1993)	Georgia	542/6
Travis Clark (2006)	Southern Miss	1,808/8
Antonio Henton (2008)	Ohio State	1,852/15
Jaybo Shaw (2010)	Ga. Tech	1,233/5
Kyle Vantrease (2022)	Buffalo	3,901/25

• Vantrease became the first true transfer quarterback to start a game for Georgia Southern since Kado Brown (Moorpark CC) started at UMass in 2017.

• Running back/receiver **Amare Jones** (Tulane) was forced to start at quarterback in last season's opener but moved back to his natural position after the first game.

• Georgia Southern has four new transfer quarterbacks on the roster this fall.

• In the opener, Vantrease became the sixth 300-yard passer in Georgia Southern history. He finished with a 154.4 passer rating, completing 29 of 46 passes (63%) for 367 yards (fourth-most in GS history) and four touchdowns — tying a school record. It marked the first time since the Furman game of 2009 that 10 different receivers caught a pass in a game. It was also the first 300-plus game since Nov. 15, 2008 when Lee Chapple threw for 323 yards at Furman. The last time an Eagle passed for four touchdowns was Oct. 2, 2004, when Chaz Williams did it at Elon.

• Vantrease's 367 yards were a school record for a season opener and for passing yards in a first career start at Georgia Southern. His 46 attempts were at the time the third most for an Eagle quarterback in one game.

• One week later, Vantrease had a game for the record books as Georgia Southern went into Lincoln and defeated Nebraska 45-42 behind 642 yards of total offense.

Vantrease completed 37 of 56 passes for 409 yards and a touchdown and scored the game-winner with 36 seconds left on an 8-yard draw after leading the team down the field in just under three minutes while down by four.

• Vantrease set then-career highs for attempts, completions and passing yards. He tied the Georgia Southern record for most attempts in a game (56), his 37 completions are the second most in program history and his 409 yards passing are the second most in program history. It was just the third 400-yard passing game in program history.

• He hit eight different receivers and became the first GS quarterback in program history to record back-to-back 300-yard passing games. For his effort, The Walter Camp Football Foundation named him the Football Bowl Subdivision National Offensive Player of the Week, making him the first Georgia Southern player to earn Walter Camp

National Player of Week honors.

• He already has thrown for a school-record 3,901 yards and a school-record 25 touchdowns in 12 games this season. He also has set school and Sun Belt Conference records for completions and attempts and has thrown at least one touchdown pass in all 12 games.

**CARDIAC KIDS**

• Georgia Southern has played seven one-possession games, but nine of its 12 games have been one-possession games in the fourth quarter.

• Nebraska: won 45-42

• UAB: trailed 28-21 midway thru the 4th, lost 35-21

• Ball State: trailed 23-20 early in the 4th, won 34-23

• Coastal Carolina: led 34-30 late in the 4th; lost 34-30

• Georgia State: lost 41-33

• JMU: trailed 38-37 in 4th; won 45-38

• ODU: won 28-23

• South Alabama: lost 38-31

• App State: won 51-48 in 2 OTs

**SEASON AND CAREER NOTES**

• Defensive lineman **Justin Ellis** has 13 career sacks - 0.5 from the top 10 in Georgia Southern history. Ellis has a team-leading 4.5 sacks this season. The Eagles haven't had someone with six or more sacks in a season since 2012 (Javon Mention & Dion DuBose both with 6.5).

• Kicker **Alex Raynor** has 43 career made field goals, the fourth most at Georgia Southern. He has 57 attempts, which is tied for the fourth-most in program history. With at least one year of eligibility remaining, Raynor could approach the record of 57 makes and 69 attempts held by Adrian Mora (2008-11).

• The Eagles have lost just four fumbles this season (none by a running back), which would set a school record for the fewest lost fumbles in a season. The record is five set in 2018 and matches in 2021.

• Defensive back **Anthony Wilson** has 237 career tackles. He is still 29 away from the top 10 with a year to go, but the only defensive back ranked in the top 10 is Rob Stockton with 289.

• Linebacker **Marques Watson-Trent** enters this game with 105 tackles this season, making him the Eagles' first 100-tackle player since Ukeme Eligwe in 2016 (104).

**Anthony Wilson** is eight tackles away from joining him in the century club.

• **Kyle Vantrease** enters the game with 343 completions in his 12 games as an Eagle and is just 10 completions away from breaking the **CAREER** completions record of 352 set by Tracy Ham from 1983-86. Six completions will earn him the Sun Belt Conference single-season completions record and 468 yards passing would give him the Sun Belt Conference single-season yardage record.

**NEBRASKA NOTES**

• Georgia Southern picked up a historic 45-42 win over Nebraska on Sept. 10 in Lincoln, marking just the second win over a Power 5 program in program history;

• The 45 points were the most ever scored by the Eagles against a Power 5 team;

• The 626 yards of total offense were the most total yards put up by an Eagle offense since 2014;

• The 86 plays run were the most plays run by a Georgia Southern team since 2016;

• **Kyle Vantrease** posted the second-best passing game in GS history at the time (he later threw for a school-record 578 yards against JMU), falling just short of the Eagles' win against Furman in the 1985 NCAA Division I-AA National Championship Game when Tracy Ham threw for 419 yards;

• **Derwin Burgess Jr.** set a school record for most catches in school history (12);

• Nebraska was 254-0 all time at home when scoring 35 pts;

• Georgia Southern entered the game 1-27 against Power 5 team in the modern era;

• After losing what 30 straight games in a row when being outrushed, the Eagles won their second game in a row in that scenario;

• The Eagles went -2 in the turnover margin where they were 0-16 in the FBS era when finishing when that happens;

• Georgia Southern broke a nine-game skid when losing the turnover battle.

• For their effort, the Eagles were one of three Sun Belt teams (App State, Marshall) named as the Cheez-It Bowl National Teams of the Week by the Football Writers Association of America.

**JAMES MADISON NOTES**

• Georgia Southern knocked off No. 25 James Madison 45-38 at Paulson Stadium.

• **Kyle Vantrease** finished the game with a school-record 578 passing yards (third most in Sun Belt history) and four touchdowns, on a school-record 64 attempts, and the fifth-year senior kept the Eagles' final scoring drive alive with a 14-yard pass to Khaleb Hood on 4th-and-10 from the James Madison 47-yard line. For his efforts, he was named the Sun Belt Offensive Player of the Week for the second time this season;

• The teams combined to score 24 points in the final seven minutes of the game, and there were two lead changes in the final three minutes of the contest. Each team trailed by double digits in the game, and the teams combined for 1,265 total yards, including 1,046 through the air;

• Amare Jones caught seven passes for a career-high 164 yards and two touchdowns, and Hood finished with eight catches for 131 yards. Jeremy Singleton caught seven passes for 108 yards, and Burgess Jr. finished with seven receptions for 84 yards and the game-winning touchdown;

• Georgia Southern trailed 14-0 early in the game but tied the score when freshman **Joshua Thompson** blocked a Sam Clark punt at the 12-yard line and recovered it in the end zone for a touchdown 4:02 into the second quarter;

• The Eagles had three receivers with 100 yards in a game for the first time in school history;

• It was the seventh-straight game with passing TD for Vantrease, and he set the school's single-season passing TD record;

• The 25th-ranked Ducks were the fourth team to come into Paulson Stadium ranked by The Associated Press. Georgia Southern beat No. 25 App State at home in 2018 but fell to No. 21 Coastal Carolina and No. 14 BYU last year in Statesboro.



• It marked the third time the Eagles played a ranked team the week after their opponent made its season debut in the national poll. All three times, the Eagles have picked up the win: 2018 App State, 2019 App State and now 2022 James Madison.

#### GEORGIA SOUTHERN FOOTBALL TRADITIONS

• Georgia Southern has a rich tradition in the college football world, winning six Division I-AA national titles, but also has traditions that make the program unique.

#### BEAUTIFUL EAGLE CREEK

• When Georgia Southern resurrected the football program in 1981, traditions and spirit needed resurrection as well. So legendary head football coach Erk Russell created his own. Inspired by the gnat-infested drainage ditch that cut across the field between what was then the team's locker room and practice fields, Russell convinced

his players that its stagnant water was actually "Beautiful Eagle Creek," a source of "magical" waters.

• Head coach **Clay Helton** and the freshmen had a "baptism" in the creek on the final day of camp on Aug. 27 before the game week started.

#### FREEDOM'S FLIGHT

• In what has become one of the most popular traditions at GS, "Freedom," a male American Bald Eagle, takes flight before each home football game. Freedom is a Southern Bald Eagle that was found knocked out of the nest in Maitland, Florida. Only weeks old and appearing like a "brown ball of fuzz", it was discovered that the young eagle had an injury to its beak and suffered from an infection. Rushed to the Florida Audubon Center for Birds of Prey, Freedom made a complete recovery from the infection but the injury to the beak was permanent, preventing his release into the wild.

• With the permission of the U.S. Fish and Wildlife Service, GS acquired Freedom in 2004. Through the Georgia Southern University Center for Wildlife Education and Lamar Q. Ball Jr. Raptor Center, thousands of visitors young and old are embraced by the Power of Freedom.

• Under the supervision of Steve Hein, Director of the Center for Wildlife Education, Freedom is on the sidelines of all GS home games, and select road games.

• Georgia Southern's athletics teams have adopted several names throughout history, but claimed "Eagles" by a campus vote in 1959.

#### YELLOW SCHOOL BUSES

• When the football program was resurrected in 1981, the team needed a way to travel to practices and games. Operating on a shoestring budget didn't allow for transportation back then, let alone any luxurious travel.

• The Bulloch County Board of Education stepped in with a deal the University couldn't refuse: GS would only pay \$1 each for two yellow school buses. The football team still uses buses to this day, taking a lap around campus on game days.

#### ONE UNIVERSITY. THREE CAMPUSES.

• Georgia Southern has grown to three distinct campuses, serving the needs of one dynamic institution.

• The Statesboro Campus is 900 acres of Georgian-style, red-brick historic buildings and modern contemporary buildings set amid pines and oaks and home to around 20,000 students; the Armstrong Campus in Savannah (45 minutes to the east of Statesboro) is a 268-acre arboretum campus just minutes away from historic downtown Savannah and home to some 6,500 students; and a modern, state-of-the-art facility in Hinesville is geared for local and military-affiliated students.

#### RETIRED NUMBERS

• GS has retired two numbers in its football history, No. 3 for Adrian Peterson and No. 8 for Tracy Ham. Both are College Football Hall of Famers and both went to the same high school: Santa Fe in Alachua, Florida.

• Peterson, a 2017 CFB Hall of Fame Inductee, is the NCAA Division I all-time leading rusher with 6,559 yards in regular-season contests and was a four-time All-American. He led the Eagles to two national titles.

#### BOUNCING BACK

• In the Modern Era of Georgia Southern Football (since 1983), Georgia Southern has had just six losing seasons, including last year when the Eagles went 3-9.

• In four of the five previous seasons, Georgia Southern has bounced back with a winning effort.

1996	4-7	1997	10-3
2006	3-8	2007	7-4
2009	5-6	2010	10-5
2016	5-7	2017	2-10
2017	2-10	2018	10-3
2021	3-9	2022	6-6

• Ham, a 2007 College Football Hall of Fame Inductee was also inducted into the Canadian Football Hall of Fame in 2010. A first-team All-American in 1986, he led the Eagles to back-to-back I-AA National Championships.

• Both still work in the Georgia Southern Athletics Department: Ham as a Senior Associate AD for Administration and Peterson as the Director of Student-Athlete Development for the football team.

#### ALL-SUN BELT HONOREES

**Khalil Crowder** ..... OL

First Team (Phil Steele)

Second Team (Sun Belt)

**Khaleb Hood** ..... WR

Second Team (Sun Belt; Phil Steele)

Honorable Mention (Pro Football Network)

**Marques Watson-Trent** ..... LB

Second Team (Sun Belt; Phil Steele)

**Derrick Canteen** ..... DB

Third Team (Sun Belt; Pro Football Focus)

Fourth Team (Phil Steele)

**Justin Ellis** ..... DL

Third Team (Sun Belt)

Fourth Team (Phil Steele)

**Caleb Kelly** ..... OL

Third Team (Sun Belt; Phil Steele)

Honorable Mention (Pro Football Network)

**Kyle Vantrease** ..... QB

Second Team (Pro Football Network)

Third Team (Sun Belt; Phil Steele)

**Jalen White** ..... RB

Second Team (Pro Football Network)

Third Team (Sun Belt; Phil Steele; Pro Football Focus)

**Derwin Burgess Jr.** ..... WR

Honorable Mention (Sun Belt)

**Alex Raynor** ..... K

Fourth Team (Phil Steele)

Honorable Mention (Sun Belt)

**Jeremy Singleton** ..... WR

Honorable Mention (Sun Belt)

**Anthony Wilson** ..... DB

Honorable Mention (Sun Belt)

#### RECORDS WATCH

##### PASSING ATTEMPTS – SEASON

1. **559** ....**Kyle Vantrease**..... **2022**
2. 360 .....Lee Chapple ..... 2009

##### PASS COMPLETIONS – SEASON

1. **343** ....**Kyle Vantrease**..... **2022**
2. 233 .....Lee Chapple ..... 2009

##### PASS COMPLETIONS – CAREER

1. 352 .....Tracy Ham ..... 1983-86
2. **343** ....**Kyle Vantrease**..... **2022**

##### PASSING YARDS – SEASON

1. **3,901** ....**Kyle Vantrease**..... **2022**
2. 1,852 .....Antonio Henton ..... 2008

##### PASSING YARDS – CAREER

1. 5,757 ...Tracy Ham ..... 1983-86
2. **3,901** .. **Kyle Vantrease** ..... **2022**

##### PASSING TOUCHDOWNS – SEASON

1. **25** ....**Kyle Vantrease**..... **2022**
2. 15 .....Antonio Henton ..... 2008

##### PASSING TOUCHDOWNS – CAREER

1. 34 ...Tracy Ham ..... 1983-86
- 34 ...Shai Werts ..... 2017-20
3. **25** .. **Kyle Vantrease** ..... **2022**

##### SUN BELT PASSING YARDS - SEASON

1. 4,368 .....Nick Arbuckle, Georgia State ..... 2015
- 4,254 ....Levi Brown, Troy ..... 2009
- 4,016 ....Tyler Rogers, New Mexico State ..... 2017
- 3,967 .....Justice Hansen, Arkansas State ..... 2017
5. **3,901** ....**Kyle Vantrease, Georgia So.** .... **2022**

##### SUN BELT PASSING ATTEMPTS - SEASON

1. **559** ....**Kyle Vantrease, Georgia So.** .... **2022**
- 556 ....Tyler Rogers, New Mexico State ..... 2017

##### SUN BELT COMPLETIONS - SEASON

1. 348 ....Tyler Rogers, New Mexico State ..... 2017
- 343 ....**Kyle Vantrease Georgia So.** ..... **2022**



Bowl	Date	Opponent	Location	Result	Attendance
GoDaddy	Dec. 23, 2015	Bowling Green	Mobile, Ala.	W, 58-27	28,656
Raycom Media Camellia	Dec. 15, 2018	Eastern Michigan	Montgomery, Ala.	W, 23-21	17,710
FBC Mortgage Cure	Dec. 21, 2019	Liberty	Orlando, Fla.	L, 16-23	18,158
R+L Carriers New Orleans	Dec. 23, 2020	Louisiana Tech	New Orleans, La.	W, 38-3	3,000 (COVID)

**2015 GODADDY BOWL***Georgia Southern 58, Bowling Green 27*

Quarterback Favian Upshaw ran for a career-high 199 yards and four touchdowns, and Georgia Southern scored 35 unanswered points while rushing for 452 yards to power past Bowling Green, 58-27, in the GoDaddy Bowl on Dec. 23, 2015 in Mobile, Alabama.

It was the first bowl game in program history for Georgia Southern, which was in its second season playing FBS football and was selected for a bowl game in its first season of eligibility.

Upshaw averaged 16.5 yards on 11 carries and completed a pass for 17 yards to earn the game's overall MVP honors. Additionally, Wesley Fields (75 yards rushing, 1 TD) was named Offensive MVP, Nardo Govan (4 tackles, 1 TFL, 2 FR) was named Defensive MVP and Matt Dobson (PAT return) earned Special Teams MVP honors.

**2018 RAYCOM MEDIA CAMELLIA BOWL***Georgia Southern 23, Eastern Michigan 21*

Tyler Bass hit three field goals, including a 40 yarder as time expired to lift Georgia Southern to a dramatic 23-21 victory over Eastern Michigan in the 2018 Raycom Media Camellia Bowl on Dec. 15, 2018 at Cramton Bowl in Montgomery, Alabama.

The Eagles took a 17-7 lead into the break after Bass hit a 50-yard field goal as the horn sounded to end the first half, but EMU battled back in the second half.

Eastern Michigan took its first lead of the game when Mike Glass connected with Arthur Jackson on fourth and 4 from the GS 5-yard line with 3:33 left. The Eagles looked to be in trouble as time ran down, but on fourth and 10 from his own 41-yard line, quarterback and game MVP Shai Werts dropped back to pass, didn't see anyone open, made a defender miss and somehow scrambled for 29 yards and a key first down.

Wesley Fields carried the ball twice for 7 yards to get the ball to the 23-yard line and set up Bass' dramatic kick.

**2019 FBC MORTGAGE CURE BOWL***Liberty 23, Georgia Southern 16*

Liberty University used a strong passing game and a stifling run defense to shut down Georgia Southern en route to a 23-13 victory on Dec. 21, 2019 in the FBC Mortgage Cure Bowl at Exploria Stadium.

Flames signal caller Stephen Calvert threw for 270 yards and two scores and the Liberty offense rolled up 402 yards of total offense while GS was held to just 249 yards of total offense.

Wesley Kennedy III got the Eagles on the board with a 10-yard touchdown run off the left side on the first play of the second quarter. The Flames went right back down field on the next drive, scoring in just 1:31 when Joshua Mack took it in from 3-yards out. Tyler Bass made all three of his field goal attempts and got it to within a touchdown late, but GS couldn't get a late onside kick and the Flames ran the clock out.

Punter Anthony Beck II averaged a Southern bowl-record 48.8 yards on nine punts.

**2020 R+L CARRIERS NEW ORLEANS BOWL***Georgia Southern 38, Louisiana Tech 3*

Shai Werts ran for three touchdowns, and Justin Birdsong posted two of Georgia Southern's four interceptions as the Eagles topped Louisiana Tech 38-3 in the R+L Carriers New Orleans Bowl in the Mercedes-Benz Superdome on Dec. 23, 2020.

Along with the four interceptions, the GS defense finished the day with three sacks and seven tackles for loss while allowing just 232 total yards.

Werts ran for 71 yards and threw for 126 yards, including a 65-yard touchdown pass to Khaleb Hood to give the Eagles a 14-0 lead. Birdsong's two interceptions give him three for the season, and Derrick Canteen recorded his FBS-leading sixth interception. Anthony Wilson led the Eagles with six tackles, including one for loss, and added an interception.

Gerald Green ran 16 times for 108 yards, including a 55-yard run and a 4-yard touchdown. Werts was voted MVP after accounting for four touchdowns.







**LONGEST RUN FROM SCRIMMAGE:** 80 yds., qb Favian Upshaw vs. Bowling Green, 2015 GoDaddy (TD)  
Opponent: 52 yds., rb Travis Green, Bowling Green, 2015 GoDaddy

**LONGEST PASS COMPLETION:** 65 yds., qb Shai Werts to slot Khaleb Hood vs. LA Tech, 2020 New Orleans (TD)  
Opponent: 75 yds., qb Mike Glass to wr Arthur Jackson, Eastern Michigan, 2018 Camellia (TD)

**LONGEST PUNT RETURN:** 16 yds., Derek Keaton vs. Bowling Green, 2015 GoDaddy  
Opponent: 60 yds., Smoke Harris, LA Tech, 2020 New Orleans

**LONGEST KICKOFF RETURN:** 33 yds., Khaleb Hood vs. LA Tech, 2020 New Orleans  
Opponent: 37 yds., Wayne Toussant, LA Tech, 2020 New Orleans

**LONGEST INTERCEPTION RETURN:** 17 yds., s Justin Birdsong vs. LA Tech, 2020 New Orleans  
Opponent: N/A

**LONGEST PUNT:** 58 yds., Anthony Beck II vs. Liberty, 2019 Cure  
Opponent: 73 yds., Joe Davidson, Bowling Green, 2015 GoDaddy

**LONGEST FIELD GOAL:** 50 yds., Tyler Bass vs. Eastern Michigan, 2018 Camellia  
Opponent: 48 yds., Alex Probert, Liberty, 2019 Cure

**MOST RUSHING CARRIES:** 23, rb Wesley Fields vs. Eastern Michigan, 2018 Camellia  
Opponent: 22, rb Frankie Hickson, Liberty, 2019 Cure

**MOST RUSHING YARDS:** 199, qb Favian Upshaw vs. Bowling Green, 2015 GoDaddy  
Opponent: 123, rb Israel Tucker, LA Tech, 2020 New Orleans

**MOST RUSHING TOUCHDOWNS:** 4, qb Favian Upshaw vs. Bowling Green, 2015 GoDaddy  
Opponent: 1, rb Travis Greene, vs. Bowling Green, 2015 GoDaddy; Joshua Mack, Liberty, 2019 Cure

#### TEAM OFFENSIVE HIGH AND LOW MARKS

	BEST
FIRST DOWNS	26 vs. Bowling Green, 2015 GoDaddy
Rushing	20 vs. Bowling Green, 2015 GoDaddy
Passing	4 vs. Bowling Green, 2015 GoDaddy
RUSHING YARDS	452 vs. Bowling Green, 2015 GoDaddy
PASSING YARDS	126 vs. LA Tech, 2020 New Orleans
TOTAL OFFENSE	534 vs. Bowling Green, 2015 GoDaddy
OFFENSIVE PLAYS	76 vs. Bowling Green, 2015 GoDaddy
RUSHING ATT.	68 Bowling Green, 2015 GoDaddy
PASSING ATT.	19 vs. Liberty, 2019 Cure
PASSES COMPLETED	10 vs. Liberty, 2019 Cure
PASSES HAD INTERCEPTED	0 (three times, last vs. LA Tech, 2020 New Orleans)
FUMBLES LOST	0 (four times, last vs. LA Tech, 2020 New Orleans)
YARDS PENALIZED	25 vs. vs. LA Tech, 2020 New Orleans
RUSHING TOUCHDOWNS	7 vs. Bowling Green, 2015 GoDaddy
PASSING TOUCHDOWNS	1 vs. Bowling Green, 2015 GoDaddy; vs. LA Tech, 2020 New Orleans
POINTS SCORED	58 vs. Bowling Green, 2015 GoDaddy
POINTS IN A QUARTER	21 vs. Bowling Green, 2015 GoDaddy (3rd quarter)
POINTS IN A FIRST HALF	23 vs. Bowling Green, 2015 GoDaddy
POINTS IN A SECOND HALF	35 vs. Bowling Green, 2015 GoDaddy

#### TEAM DEFENSIVE HIGH AND LOW MARKS

	BEST/LOWEST RESULT
FIRST DOWNS	14 by Eastern Michigan, 2018 Camellia
Rushing	3 by Bowling Green, 2015 GoDaddy; by Liberty, 2019 Cure
Passing	9 by Eastern Michigan, 2018 Camellia
RUSHING YARDS	97 by Eastern Michigan, 2018 Camellia
PASSING YARDS	119 by LA Tech, 2020 New Orleans
TOTAL OFFENSE	232 by LA Tech, 2020 New Orleans
OFFENSIVE PLAYS	50 by Eastern Michigan, 2018 Camellia
RUSHING ATT.	24 by Eastern Michigan, 2018 Camellia
PASSING ATT.	26 by Eastern Michigan, 2018 Camellia
PASSES COMPLETED	15 by Bowling Green, 2015 GoDaddy
PASSES INTERCEPTED	4 vs. LA Tech, 2020 New Orleans
FUMBLES RECOVERED	2 vs. Bowling Green, 2015 GoDaddy
RUSHING TDS ALLOWED	0 by Eastern Michigan, 2018 Camellia; by LA Tech, 2020 New Orleans
PASSING TDS ALLOWED	0 by LA Tech, 2020 New Orleans
POINTS GIVEN UP	3 vs. LA Tech, 2020 New Orleans
POINTS GIVEN UP (QUARTER)	0 (seven times)
POINTS GIVEN UP (FIRST HALF)	3 by LA Tech, 2020 New Orleans
POINTS GIVEN UP (SECOND HALF)	0 by Bowling Green, 2015 GoDaddy; by LA Tech, 2020 New Orleans

**MOST PASSING ATTEMPTS:** 19, Shai Werts vs. Liberty, 2019 Cure  
Opponent: 35, Stephen Calvert, Liberty, 2019 Cure

**MOST PASSING COMPLETIONS:** 10, Shai Werts vs. Liberty, 2019 Cure  
Opponent: 17, Mike Glass, Eastern Michigan, 2018 Camellia

**MOST PASSING YARDS:** 126, Shai Werts vs. LA Tech, 2020 New Orleans  
Opponent: 270, Stephen Calvert, Liberty, 2019 Cure

**MOST TOUCHDOWN PASSES THROWN:** 1, Kevin Ellison vs. Bowling Green, 2015 GoDaddy; Shai Werts vs. LA Tech, 2020 New Orleans  
Opponent: 3, Matt Johnson, Bowling Green, 2015 GoDaddy; Mike Glass, Eastern Michigan, 2018 Camellia

**MOST RECEPTIONS:** 4, Malik Murray vs. Liberty, 2019 Cure  
Opponent: 6, Blake Banham, Eastern Michigan, 2018 Camellia; Cee Jay Powell LA Tech, 2020 New Orleans

**MOST YARDS ON RECEPTIONS:** 65, slot Khaleb Hood vs. LA Tech, 2020 New Orleans  
Opponent: 90, wr Johnny Huntley, Liberty, 2019 Cure

**MOST TOUCHDOWNS BY RECEPTIONS:** 1, wr Montay Crockett vs. Bowling Green, 2015 GoDaddy; slot Khaleb Hood vs. LA Tech, 2020 New Orleans  
Opponent: 2, wr Arthur Jackson, Eastern Michigan, 2018 Camellia

**MOST YARDS TOTAL OFFENSE:** 216, qb Favian Upshaw vs. Bowling Green, 2015 GoDaddy  
Opponent: 269, Stephen Calvert, Liberty, 2019 Cure

**MOST POINTS:** 24, qb Favian Upshaw vs. Bowling Green, 2015 GoDaddy  
Opponent: 12, wr Arthur Jackson, Eastern Michigan, 2018 Camellia

#### WORST

13 vs. Liberty, 2019 Cure
6 vs. Liberty, 2019 Cure
2 vs. Eastern Michigan, 2018 Camellia
154 vs. Liberty, 2019 Cure
33 vs. Eastern Michigan, 2018 Camellia
249 vs. Liberty, 2019 Cure
65 vs. Eastern Michigan, 2018 Camellia; vs. Liberty, 2019 Cure
46 vs. Liberty, 2019 Cure
7 vs. Eastern Michigan, 2018 Camellia
4 vs. Bowling Green, 2015 GoDaddy; vs. Eastern Michigan, 2018 Camellia
1 vs. Liberty, 2019 Cure
N/A
101 vs. Liberty, 2019 Cure
1 vs. Liberty, 2019 Cure
0 vs. Eastern Michigan, 2018 Camellia; vs. Liberty, 2019 Cure
13 vs. Liberty, 2019 Cure
0 twice (last vs. Liberty, 2019 Cure)
7 vs. Liberty, 2019 Cure
6 vs. Eastern Michigan, 2018 Camellia

#### WORST/HIGHEST RESULT

19 by Liberty, 2019 Cure
7 by LA Tech, 2020 New Orleans
12 by Liberty, 2019 Cure
132 by Liberty, 2019 Cure
270 by Liberty, 2019 Cure
402 by Liberty, 2019 Cure
72 by Liberty, 2019 Cure
37 by Liberty, 2019 Cure
39 by LA Tech, 2020 New Orleans
19 by LA Tech, 2020 New Orleans
0 vs. Bowling Green, 2015 GoDaddy; vs. Eastern Michigan, 2018 Camellia
0 (three times; last vs. LA Tech, 2020 New Orleans)
1 by Bowling Green, 2015 GoDaddy; by Liberty, 2019 Cure
3 by Bowling Green, 2015 GoDaddy; by Eastern Michigan, 2019 Cure
27 vs. Bowling Green, 2015 GoDaddy
14 by Bowling Green, 2015 GoDaddy (2nd quarter)
27 by Bowling Green, 2015 GoDaddy
14 by Eastern Michigan, 2018 Camellia



**MOST FIELD GOALS MADE:** 3, Tyler Bass, vs. Eastern Michigan, 2018 Camellia; vs. Liberty, 2019 Cure  
Opponent: 1, Alex Probert, Liberty, 2019 Cure; Jacob Barnes LA Tech, 2020 New Orleans

**MOST TACKLES:** 10, lb Antwone Williams vs. Bowling Green, 2015 GoDaddy  
Opponent: 12, lb Kyle Rachwal, Eastern Michigan, 2018 Camellia; lb Tyler Grubbs LA Tech, 2020 New Orleans

**MOST SACKS:** 1.0, lb Ironhead Gallon vs. Bowling Green, 2015 GoDaddy; ilb Tomarcio Reese vs. Eastern Michigan, 2018 Camellia; de Dillon Springer vs. Liberty, 2019 Cure; olb Benz Josue vs. LA Tech, 2020 New Orleans; de Justin Ellis vs. LA Tech, 2020 New Orleans; nt CJ Wright vs. LA Tech, 2020 New Orleans  
Opponent: 2.0, de Jessie Lemonier, Liberty, 2019 Cure

**MOST TACKLES FOR LOSS:** 2.0, ilb Reynard Ellis & de Dillon Springer vs. Liberty, 2019 Cure  
Opponent: 2.0, de Jessie Lemonier, Liberty, 2019 Cure

**MOST INTERCEPTIONS:** 2, s Justin Birdsong vs. LA Tech, 2020 New Orleans  
Opponent: 1, s Javon Scruggs, Liberty, 2019 Cure

**MOST INTERCEPTION RETURN YARDS:** 27, Justin Birdsong vs. LA Tech, 2020 New Orleans  
Opponent: 0, s Javon Scruggs, Liberty, 2019 Cure

**MOST FORCED FUMBLES:** 1, Najee Thompson vs. Liberty, 2019 Cure  
Opponent: N/A

**MOST FUMBLE RECOVERIES:** 2, Nardo Govan vs. Bowling Green, 2015 GoDaddy  
Opponent: N/A

**MOST KICKOFF RETURN YARDS:** 34, Derek Keaton vs. Bowling Green, 2015 GoDaddy  
Opponent: 42, Wayne Toussant LA Tech, 2020 New Orleans

**MOST PUNT RETURN YARDS:** 16, Derek Keaton vs. Bowling Green, 2015 GoDaddy  
Opponent: 60, Smoke Harris LA Tech, 2020 New Orleans

**MOST PUNTS:** 9, Anthony Beck II vs. Liberty, 2019 Cure  
Opponent: 6, Aiden Alves, Liberty, 2019 Cure; Jacob Barnes LA Tech, 2020 New Orleans

**MOST TOUCHBACKS:** 6, Younghoe Koo vs. Bowling Green, 2015 GoDaddy  
Opponent: 4, Alex Probert, Liberty, 2019 Cure

**BEST PUNTING AVERAGE:** 48.8 yds., Anthony Beck II, 2019 Cure  
Opponent: 50.0 yds., Joe Davidson, Bowling Green, 2015 GoDaddy

**100-YARD RUSHING PERFORMANCES:** Favian Upshaw (199 yds. vs. Bowling Green, 2015 GoDaddy); Wesley Kennedy III (107 yds. vs. Eastern Michigan, 2018 Camellia); Gerald Green (108 vs. LA Tech, 2020 New Orleans)  
Opponent: Frankie Hickson, Liberty (120 yds., 2019 Cure)

**BLOCKED PUNTS:** N/A  
Opponent: Mathew Sexton, Eastern Michigan, 2018 Camellia

**DEFENSIVE PATS:** Matt Dobson, vs. Bowling Green, 2015 GoDaddy (Darrius White blocked PAT)  
Opponent: N/A

**MISCELLANEOUS TOUCHDOWNS:** N/A  
Opponent: N/A

**LONGEST TOUCHDOWN DRIVE BY GS:** 95 yards vs. Eastern Michigan, 2018 Camellia  
Opponent: 88 yards, by Liberty, 2019 Cure

## BOWL AWARDS

### MVP

Favian Upshaw, 2015 GoDaddy Bowl  
Shai Werts, 2018 Raycom Media Camellia Bowl  
Shai Werts, 2020 R+L Carriers New Orleans Bowl

### Offensive MVP

Wesley Fields, 2015 GoDaddy Bowl

### Defensive MVP

Nardo Govan, 2015 GoDaddy Bowl

### Special Teams MVP

Matt Dobson, 2015 GoDaddy Bowl

## CAREER RECORDS

**MOST RUSHING CARRIES:** 38, qb Shai Werts (2018-20)

**MOST RUSHING YARDS:** 207, qb Shai Werts (2018-20) *[Gerald Green has 108]*

**MOST RUSHING TOUCHDOWNS:** 5, qb Shai Werts (2018-20)

**MOST PASSING ATTEMPTS:** 38, Shai Werts (2018-20)

**MOST PASSING COMPLETIONS:** 21, Shai Werts (2018-20)

**MOST PASSING YARDS:** 254, Shai Werts (2018-20)

**MOST TOUCHDOWN PASSES THROWN:** 1, Kevin Ellison (2015) & Shai Werts (2018-20)

**MOST RECEPTIONS:** 4, Malik Murray (2019) *[Khaleb Hood has two]*

**MOST YARDS ON RECEPTIONS:** 68, Khaleb Hood (2019-)

**MOST TOUCHDOWNS BY RECEPTIONS:** 1, wr Montay Crockett (2015) & Khaleb Hood (2019-)

**MOST YARDS TOTAL OFFENSE:** 461, Shai Werts (2018-20)

**MOST POINTS:** 30, qb Shai Werts (2018-20)

**MOST FIELD GOALS MADE:** 6, Tyler Bass (2018-19)

**MOST TACKLES:** 13, lb Rashad Byrd (2018-19) *[Anthony Wilson has 6]*

**MOST SACKS:** 1.0, 6 times, *including de Justin Ellis (2020-) and de Dillon Springer (2019-)*

**MOST TACKLES FOR LOSS:** 2.0, ilb Reynard Ellis (2019) *[de Dillon Springer has 1.5]*

**MOST INTERCEPTIONS:** 2, s Justin Birdsong (2018-)

**MOST INTERCEPTION RETURN YARDS:** 27, Justin Birdsong (2018-)

**MOST FORCED FUMBLES:** 1, Najee Thompson (2018-)

**MOST FUMBLE RECOVERIES:** 2, Nardo Govan (2015)

**MOST KICKOFF RETURN YARDS:** 44, Wesley Kennedy III (2018-19) *[Khaleb Hood has 33 yards]*

**MOST PUNT RETURN YARDS:** 16, Derek Keaton (2015)

**MOST PUNTS:** 16, Anthony Beck II (2019-)



GAME 1 • SEPT. 3, 2022 • ALLEN E. PAULSON STADIUM • STATESBORO, GA.

# MORGAN STATE GEORGIA SOUTHERN

7  
59

SCORING SUMMARY	1	2	3	4	F
BEARS (0-1)	0	7	0	0	7
EAGLES (1-0)	0	17	14	28	59

ATTENDANCE • 15,183

**STATESBORO** - Kyle Vantrease threw for 367 yards and tied the school record with four touchdown passes as Georgia Southern opened the Clay Helton era and the 2022 season with a 59-7 victory over Morgan State in Paulson Stadium.

Vantrease completed 29 of 46 passes to 10 different receivers. Sam Kenerson caught seven balls for 99 yards, Khaleb Hood had six receptions for 88 yards and a score and Jeremy Singleton finished with five catches for 60 yards and a touchdown. Todd Bradley-Glenn led the Eagle defense with seven tackles, including one for loss, while Isaac Walker, Tyler Bride and Jalen Denton each intercepted a pass.

Vantrease became the first Eagle to throw for 300-plus yards since Lee Chapple threw for 323 on Nov. 15, 2008, at Furman, and his total ranks as the fourth most in a game in school history. Vantrease also set the record for passing yards in a season opener and for passing yards in a first career start at Georgia Southern, and his four TD passes is the most for an Eagle since Chaz Williams had four Oct. 2, 2004, at Elon. His 46 pass attempts is the third most in a game.

Helton became the 10th Georgia Southern head coach (full-time or interim) in the modern era to win his first game as the head man of the Eagles.

## SCORING SUMMARY

GS	12:20 re 2nd - Arnold 4 pass from Vantrease (Raynor kick)
MSU	9:42 re 2nd - Toles 50 interception return (Leary kick)
GS	5:33 re 2nd - FG Raynor 20
GS	1:28 re 2nd - Burgess Jr. 12 pass from Vantrease (Raynor kick)
GS	10:11 re 3rd - Hood 46 pass from Vantrease (Raynor kick)
GS	4:52 re 3rd - White 5 run (Raynor kick)
GS	13:41 re 4th - White 8 run (Raynor kick)
GS	12:47 re 4th - Singleton 8 pass from Vantrease (Raynor kick)
GS	9:06 re 4th - Green 8 run (Raynor kick)
GS	6:43 re 4th - Arnold 23 run (Raynor kick)

## TEAM STATISTICS

	MSU	GS
First downs	12	26
Rushing yds.	32-172	32-137
Passing yds.	78	367
Passes	10-27-3	29-46-1
Total Offense	250	504
Punts-avg.	8-36.8	5-40.2
Fumbles-lost	1-1	0-0
Penalties-yds.	7-59	3-34
Time of poss.	30:15	29:45
Sacks by	0-0	1-6

## INDIVIDUAL TOTALS

**RUSHING** — MSU, Graham, 14-106, Johnson 8-36, Harvin 7-31, Taylor 1-4, Baker 2-(-5); GS, Arnold 6-45, Green 12-44, White 10-35, Dixon II 2-6, Vantrease 1-4, Cigelske 1-3.

**PASSING** — MSU, Baker 10-21-178, Taylor 0-6-2-0; GS, Vantrease 29-46-1-367.

**RECEIVING** — MSU, Alfonzo 3-29, Wilkins 2-23, Johnson 2-4, Owumi 1-13, Wright 1-5, Jones 1-4; GS, Kenerson 7-99, Hood 6-88, Singleton 5-60, Burgess Jr. 4-33, McAfee 2-32, Johnson 1-20, Jones 1-14, Lewis 1-9, Sanders Jr. 1-8, Arnold 1-4.

GAME 2 • SEPT. 10, 2022 • MEMORIAL STADIUM • LINCOLN, NEB.

# GEORGIA SOUTHERN NEBRASKA

45  
42

SCORING SUMMARY	1	2	3	4	F
EAGLES (2-0)	14	14	7	10	45
CORNHUSKERS (1-2)	7	21	7	7	42

ATTENDANCE • 86,862

**LINCOLN, Neb.** - Quarterback Kyle Vantrease ran for the go-ahead touchdown with 36 seconds left and a game-tying, 52-yard field goal as time expired went wide left as Georgia Southern outlasted Nebraska, 45-42, to pick up its second win over a Power 5 program in school history at Memorial Stadium.

Vantrease completed 37-of-56 passes for 409 yards and a touchdown, and ran for the game-winning 8-yard score. Derwin Burgess Jr. notched a Georgia Southern single-game record 12 catches for 119 yards. Gerald Green rushed for 132 yards and two touchdowns on just 10 carries, while Jalen White rushed for 87 yards and two touchdowns. Marques Trent-Watson recorded a team-high 10 tackles, including seven solo, while Justin Ellis had five tackles, including a sack and a tackle for loss.

The game featured five ties, five lead changes and 1,217 yards of total offense between the two teams. Vantrease became the first Eagle to throw for 300-plus yards in consecutive games in school history. He threw for 367 yards in the season opener vs. Morgan State.

White recorded his third career two-touchdown game, while Green notched his second multiple-touchdown game.

## SCORING SUMMARY

GS	(8:02 re 1st) - White 2 run (Raynor kick)
UNL	(4:17 re 1st) - Thompson 8 run (Bleekrode kick)
GS	(2:21 re 1st) - White 26 run (Raynor kick)
UNL	(13:40 re 2nd) - Belt 21 pass from Thompson (Bleekrode kick)
UNL	(8:25 re 2nd) - Grant 4 run (Bleekrode kick)
GS	(7:27 re 2nd) - Green 1 run (Raynor kick)
GS	(4:00 re 2nd) - Green 47 run (Raynor kick)
UNL	(1:50 re 2nd) - Thompson 2 run (Bleekrode kick)
GS	(12:12 re 3rd) - Jones 10 pass from Vantrease (Raynor kick)
UNL	(3:18 re 3rd) - Allen 7 run (Bleekrode kick)
GS	(14:42 re 4th) - FG Raynor 19
UNL	(3:05 re 4th) - Thompson 1 run (Bleekrode kick)
GS	(0:36 re 4th) - Vantrease 8 run (Raynor kick)

## TEAM STATISTICS

	GS	UNL
First downs	34	33
Rushing yds.	30-233	47-257
Passing yds.	409	318
Passes	37-56-2	23-34-0
Total Offense	642	575
Punts-avg.	1-38.0	4-50.5
Fumbles-lost	0-0	0-0
Penalties-yds.	3-15	10-77
Time of poss.	28:04	31:56
Sacks by	2-11	0-0

## INDIVIDUAL TOTALS

**RUSHING** — GS, Green 10-132, White 17-85, Hood 1-9, Vantrease 2-7; UNL, Grant 27-138, Allen 8-76, Thompson 10-31, Smothers 1-10, Ervin Jr. 1-2.

**PASSING** — GS, Vantrease 37-56-2-409; UNL, Thompson 23-34-0-318.

**RECEIVING** — GS, Burgess Jr. 12-119, Singleton 9-89, Hood 6-82, Jones 3-21, White 3-20, Johnson 2-42, Kenerson 1-31, McAfee 1-5; UNL, Washington 6-123, Palmer 6-81, Brown 3-28, Martin 2-36, Belt 2-24, Liewer 1-13, Manning 1-8, Brewington 1-(-4).





GAME 3 • SEPT. 17, 2022 • PROTECTIVE STADIUM • BIRMINGHAM, ALA.

# GEORGIA SOUTHERN

## UAB

# 21

# 35

SCORING SUMMARY	1	2	3	4	F
EAGLES (2-1)	0	7	7	7	21
BLAZERS (2-1)	7	14	0	14	35

ATTENDANCE • 24,302

**BIRMINGHAM, Ala.** - DeWayne McBride ran 28 times for a career-high 223 yards and four touchdowns to lead UAB to a 35-21 non-conference football win over Georgia Southern in Protective Stadium.

Jalen White rushed for 116 yards and two touchdowns and caught two balls for 40 yards. Gerald Green ran for 46 yards, and Derwin Burgess Jr. caught four passes for 48 yards and a touchdown. OJ Arnold ran for 28 yards and caught four passes for 29 yards, and Wylan Free led the defense with eight tackles.

Georgia Southern fell behind 21-0 early but battled back and cut the margin to 21-14 on White's 71-yard scoring run and to 28-21 on a 1-yard run by White with 9:54 remaining. The Eagle defense forced the Blazers to go 3-and-out on their next possession, but Tyler Taylor picked off a Kyle Vantrease pass at midfield and brought it back 16 yards to the GS 33-yard line with 6:50 to go.

Khaleb Hood had 38 yards receiving to become the ninth Eagle to record over 1,000 career receiving yards. McBride's rushing total was the fourth most rushing yards for an opponent in school history. The Eagles outgained UAB 418-413, but the Blazers won the turnover battle 3-0.

## SCORING SUMMARY

UAB	5:19 re 1st - McBride 1 run (Quinn kick)
UAB	12:51 re 2nd - McDonald 5 pass from Hopkins (Quinn kick)
UAB	9:57 re 2nd - McBride 31 run (Quinn kick)
GS	5:43 re 2nd - Burgess Jr. 6 pass from Vantrease (Raynor kick)
GS	3:12 re 3rd - White 71 run (Raynor kick)
UAB	14:54 re 4th - McBride 27 run (Burkhardt kick)
GS	9:54 re 4th - White 1 run (Raynor kick)
UAB	4:46 re 4th - McBride 4 run (Burkhardt kick)

## TEAM STATISTICS

	GS	UAB
First downs	23	21
Rushing yds.	33-214	43-288
Passing yds.	204	125
Passes	24-50-3	12-20-0
Total Offense	418	413
Punts-avg.	4-47.2	4-47.0
Fumbles-lost	0-0	0-0
Penalties-yds.	4-42	7-68
Time of poss.	25:53	54:07
Sacks by	0-0	0-0

## INDIVIDUAL TOTALS

**RUSHING** — GS, White 14-116, Green 9-48, Arnold 6-28, Vantrease 4-24; UAB, McBride 28-223, Brown Jr. 11-42, Hopkins 2-21, Witherspoon 1-3, Team 1-(-1).

**PASSING** — GS, Vantrease 24-50-3-204; UAB, Hopkins 12-29-0-125, Davis 0-1-0-0.

**RECEIVING** — GS, Hood 7-38, Burgess Jr. 4-48, Singleton 4-35, Arnold 4-29, White 2-40, McAfee 1-7, Jones 1-5, Lewis 1-2; UAB, Jones 3-20, Paler 2-33, Boykin 2-15, Brown Jr. 2-15, McDonald 2-6, Davis 1-36.

GAME 4 • SEPT. 24, 2022 • ALLEN E. PAULSON STADIUM • STATESBORO, GA.

# BALL STATE

# GEORGIA SOUTHERN

# 23

# 34

SCORING SUMMARY	1	2	3	4	F
CARDINALS (1-3)	3	7	10	3	23
EAGLES (3-1)	3	10	7	14	34

ATTENDANCE • 18,434

**STATESBORO** - Jjay McAfee scored the go-ahead touchdown midway through the fourth quarter, and Kyle Vantrease hooked up with Amare Jones for a 47-yard touchdown pass with 1:40 remaining to seal the deal as Georgia Southern topped Ball State 34-23 in Paulson Stadium.

Derwin Burgess Jr. finished with 133 receiving yards on five catches, and Jones collected 94 yards on seven receptions along with the big touchdown. Vantrease finished with 310 passing yards to go along with two touchdowns and no interceptions. Jalen White ran for 69 yards, and Gerald Green rushed for 38 yards and a touchdown. Four Eagles had 10 tackles with Derrick Canteen tallying nine solo stops, a tackle for loss and two pass breakups.

Trailing 23-20, the Eagles scored the final 14 points to pull away late in the contest. After Jones' big touchdown catch, Ball State drove down to the Eagle 27-yard line on its ensuing possession, but Justin Birdsong picked off a John Paddock pass at the 1-yard line with 1:01 left to effectively end the contest.

It was the first football meeting between Ball State and Georgia Southern. Georgia Southern improved to 31-9 on Homecoming in the modern era. Georgia Southern now boasts a 126-17 all-time record at Paulson Stadium in non-conference contests.

## SCORING SUMMARY

GS	7:09 re 1st - FG Raynor 25
BSU	4:11 re 1st - FG VonGuten 22
GS	13:15 re 2nd - FG Raynor 43
GS	5:29 re 2nd - Green 6 run (Raynor kick)
BSU	1:54 re 2nd - Koziol 9 pass from Paddock (VonGuten kick)
BSU	8:56 re 3rd - FG VonGuten 27
GS	7:10 re 3rd - Vantrease 4 run (Raynor kick)
BSU	3:19 re 3rd - Jackson 19 pass from Paddock (VonGuten kick)
BSU	12:39 re 4th - FG VonGuten 25
GS	7:04 re 4th - McAfee 7 pass from Vantrease (Raynor kick)
GS	1:40 re 4th - Jones 47 pass from Vantrease (Raynor kick)

## TEAM STATISTICS

	BSU	GS
First downs	25	26
Rushing yds.	33-143	38-164
Passing yds.	338	310
Passes	33-47-1	26-40-0
Total Offense	496	474
Punts-avg.	5-42.4	3-45.7
Fumbles-lost	0-0	1-0
Penalties-yds.	7-95	4-35
Time of poss.	29:30	30:30
Sacks by	1-1	0-0

## INDIVIDUAL TOTALS

**RUSHING** — BSU, Steele 22-104, Jackson 1-20, Pemberton 5-17, Paddock 2-3, Jones 3-(-1); GS, White 15-69, Green 9-38, Arnold 7-38, Vantrease 5-15, Lewis 1-6, Team 1-(-2).

**PASSING** — BSU, Paddock 33-47-1-338; GS, Vantrease 26-39-0-310, Arnold 0-1-0-0.

**RECEIVING** — BSU, Jackson 10-122, Tyler 9-65, Hunt 4-49, Abdur-Rahman 4-47, Koziol 4-41, Steele 1-8, Presley 1-6; GS, Jones 7-94, Burgess Jr. 5-133, Hood 4-39, Singleton 3-11, White 2-9, McAfee 2-3, Johnson 1-15, Sanders Jr. 1-4, Arnold 1-2.



GAME 5 • OCT. 1, 2022 • BROOKS STADIUM • CONWAY, S.C.

# GEORGIA SOUTHERN COASTAL CAROLINA

# 30 34

SCORING SUMMARY	1	2	3	4	F
EAGLES (3-2, 0-1)	0	7	10	13	30
CHANTICLEERS (5-0, 2-0)	7	0	7	20	34

ATTENDANCE • 19,139

CONWAY, S.C. - CJ Beasley took the handoff, darted up the middle and hurdled an Eagle on his to a 24-yard touchdown run with 38 seconds left to lift Coastal Carolina to a 34-30 Sun Belt Conference football win over Georgia Southern in Brooks Stadium. It was the third lead change in the final 5:55 of the game. The Eagles had taken a 30-28 advantage on an Alex Raynor 20-yard field goal with 2:05 remaining.

Raynor was 3 for 3 on field goals in the contest, and Jalen White rushed 18 times for 145 yards and a touchdown. Kyle Vantrease finished with 284 passing yards and two touchdowns, and Derwin Burgess Jr. caught seven passes for 68 yards and a touchdown. Jeremy Singleton had six receptions for 48 yards and a touchdown, Amare Jones caught five passes for 65 yards and Khaleb Hood had four grabs for 62 yards. Wylen Free led the defense with 10 tackles, and Anthony Wilson finished with 10 stops and a pass breakup.

With the Eagles leading 17-14 and facing 4th-and-1 from the Coastal Carolina 18-yard line, White took the pitch around the right side and put on a burst of speed on his way to the end zone to give the Eagles a 10-point cushion early in the fourth quarter. The teams combined to score 36 points in the final 16:05 of the contest and combined for 947 yards of offense.

## SCORING SUMMARY

CCU	0:58 re 1st - McCall 4 run (Hensley kick)
GS	12:31 re 2nd - Burgess Jr. 34 pass from Vantrease (Raynor kick)
GS	11:09 re 3rd - Singleton 4 pass from Vantrease (Raynor kick)
CCU	6:51 re 3rd - Gravette 27 pass from McCall (Hensley kick)
GS	1:05 re 3rd - FG Raynor 45
GS	12:09 re 4th - White 18 run (Raynor kick)
CCU	10:10 re 4th - Roberts 36 pass from McCall (Hensley kick)
GS	7:56 re 4th - FG Raynor 30
CCU	5:55 re 4th - Brown 61 pass from McCall (Hensley kick)
GS	2:05 re 4th - FG Raynor 20
CCU	0:38 re 4th - Beasley 24 run (McCall pass failed)

## TEAM STATISTICS

	GS	CCU
First downs	24	23
Rushing yds.	31-178	31-150
Passing yds.	284	335
Passes	26-43-1	23-34-0
Total Offense	462	485
Punts-avg.	3-44.3	4-36.2
Fumbles-lost	0-0	1-1
Penalties-yds.	6-60	4-28
Time of poss.	29:02	20:58
Sacks by	2-14	1-7

## INDIVIDUAL TOTALS

**RUSHING** — GS, White 18-145, Green 10-30, Burgess Jr. 2-10, Vantrease 1-(-7); CCU, Beasley 12-64, Balthazar 6-47, McCall 10-34, Brown 2-11, Team 1-(-6).

**PASSING** — GS, Vantrease 26-43-1-284; CCU, McCall 23-34-0-335.

**RECEIVING** — GS, Burgess Jr. 7-68, Singleton 6-48, Jones 5-65, Hood 4-62, Sanders Jr. 1-15, Lewis 1-13, White 1-10, Green 1-3; CCU, Pinckney 6-41, Brown 5-139, Gravette 4-57, Mobley 4-42, Roberts 2-41, Beasley 2-15.

GAME 6 • OCT. 8, 2022 • CENTER PARC STADIUM • ATLANTA, GA.

# GEORGIA SOUTHERN GEORGIA STATE

# 33 41

SCORING SUMMARY	1	2	3	4	F
EAGLES (3-3, 0-2)	7	10	13	3	33
PANTHERS (2-4, 1-1)	13	14	7	7	41

ATTENDANCE • 20,109

ATLANTA - Jamyest Williams ran for 129 yards and a touchdown, and Tucker Gregg rushed for 115 yards and two scores to lead Georgia State to a 41-33 Sun Belt football victory over Georgia Southern at Center Parc Stadium.

Jeremy Singleton caught six passes for 102 yards, and Khaleb Hood finished with 11 receptions for 122 yards and a touchdown. Jalen White rushed for 70 yards and a touchdown, and Kyle Vantrease passed for 359 yards and three touchdowns but threw four interceptions.

Trailing by eight points, the Eagles got the ball back with 3:04 to play, but Hood had it stripped trying to pick up extra yards after a completion, and the Panthers recovered the fumble. State drove down to the Southern 25-yard line while the Eagles spent all three timeouts, and the Panthers converted a 4th-and-1 to seal the win.

With the Eagles trailing 34-24 late in the third quarter, Marc Stampely II picked off a Darren Grainger pass to set GS up at the State 42-yard line. White rushed twice for 16 yards before Vantrease hit Amare Jones with a 24-yard touchdown pass.

The Eagles committed five turnovers on the day (four interceptions, fumble) and were outrushed in the contest 335-92. It was State's third straight victory over Southern.

## SCORING SUMMARY

GS	13:42 re 1st - White 4 run (Raynor kick)
GAST	11:27 re 1st - Lewis 14 pass from Grainger (Hayes kick)
GAST	4:00 re 1st - FG Hayes 23
GAST	0:52 re 1st - FG Hayes 41
GS	12:44 re 2nd - FG Raynor 35
GAST	10:02 re 2nd - Williams 6 run (Hayes kick)
GAST	3:34 re 2nd - Thrash 53 pass from Grainger (Hayes kick)
GS	0:53 re 2nd - Burgess Jr. 1 pass from Vantrease (Raynor kick)
GAST	10:10 re 3rd - Gregg 3 run (Hayes kick)
GS	7:29 re 3rd - Hood 15 pass from Vantrease (Raynor kick)
GS	2:22 re 3rd - Jones 24 pass from Vantrease (Raynor kick blocked)
GAST	13:04 re 4th - Gregg 33 run (Hayes kick)
GS	8:26 re 4th - FG Raynor 25

## TEAM STATISTICS

	GS	GAST
First downs	26	26
Rushing yds.	28-91	54-335
Passing yds.	360	186
Passes	30-49-4	16-25-1
Total Offense	451	521
Punts-avg.	2-42.0	4-35.8
Fumbles-lost	2-1	1-0
Penalties-yds.	7-60	10-108
Time of poss.	28:15	31:45
Sacks by	2-6	0-0

## INDIVIDUAL TOTALS

**RUSHING** — GS, White 17-70, Green 7-26, Arnold 1-4, Stampely II 1-3, Vantrease 1-(-2), Jones 1-(-2), Singleton 0-(-8); GAST, Williams 16-129, Gregg 22-111, Grainger 12-70, Carroll 2-28, Team 2-(-3).

**PASSING** — GS, Vantrease 30-49-4-360; GAST, Grainger 16-25-1-186.

**RECEIVING** — GS, Hood 11-122, Singleton 6-102, Jones 6-66, Burgess Jr. 5-52, White 2-18; GAST, Thrash 5-75, Credle 4-24, Lewis 3-45, T. Williams 2-32, Green 1-8, J. Williams 1-2.



GAME 7 • OCT. 15, 2022 • ALLEN E. PAULSON STADIUM • STATESBORO, GA.

# #25 JAMES MADISON 38

# GEORGIA SOUTHERN 45

SCORING SUMMARY	1	2	3	4	F
DUKES (5-1, 3-1)	7	10	7	14	38
EAGLES (4-3, 1-2)	0	14	17	14	45

ATTENDANCE • 18,738

**STATESBORO** - Kyle Vantrease connected with Derwin Burgess Jr. for a 22-yard touchdown pass down the sideline with 1:10 remaining, and Anthony Wilson sealed the win with an interception as Georgia Southern topped No. 25 James Madison 45-38 in Sun Belt football at Allen E. Paulson Stadium.

The Eagles went for two points after the Burgess Jr. touchdown, and Jalen White ran it in for the seven-point lead. Todd Centeio, who finished the game with 468 passing yards and five total touchdowns, drove the Dukes into GS territory, but Wilson picked off his pass over the middle at the Eagle 19-yard line, took a few steps and then took a knee to give the Eagles the ball back with 18 seconds to go. It was the fourth turnover of the game and the Eagles also blocked a punt for a touchdown.

Vantrease finished the game with a school-record 578 passing yards and four touchdowns, and the fifth-year senior kept the Eagles' final scoring drive alive with a 14-yard pass to Khaleb Hood on 4th-and-10 from the James Madison 47-yard line.

Amare Jones caught seven passes for a career-high 164 yards and two touchdowns, and Hood finished with eight catches for 131 yards. Jeremy Singleton caught seven passes for 108 yards as the Eagles had three receivers with 100 yards in a game for the first time in school history.

GAME 8 • OCT. 22, 2022 • S.B. BALLARD STADIUM • NORFOLK, VA.

# GEORGIA SOUTHERN 28

# OLD DOMINION 23

SCORING SUMMARY	1	2	3	4	F
EAGLES (5-3, 2-2)	7	7	7	7	28
MONARCHS (3-4, 2-1)	3	0	13	7	23

ATTENDANCE • 20,162

**NORFOLK, Va.** - Jalen White ran for 138 yards and a touchdown, and the Eagle defense came up with a big sack late in the contest as Georgia Southern topped Old Dominion 28-23 in Sun Belt football action in Ballard Stadium.

Georgia Southern led by five points and milked the clock for 4:42 on its final possession of the game before turning the ball over on downs at the Old Dominion 29-yard line with 32 seconds left. With the Monarchs out of timeouts, quarterback Hayden Wolff dropped back to pass, but LJ McCloud and Jalen Jackson sacked him for a 4-yard loss as the clock continued to tick. The Monarchs spiked the ball to stop the clock, threw an incompleteness to set up 4th-and-long and Wylan Free tackled Blake Watson well short of the marker to seal the win.

White averaged 4.6 yards a carry on 30 runs and scored a touchdown, while Gerald Green rushed 12 times for 91 yards and two scores. Kyle Vantrease completed 22 of 27 passes for 192 yards and a TD, and Amare Jones caught five passes for 54 yards, including a 29-yard touchdown reception. Free led the Eagles with 10 tackles, and Anthony Wilson made nine stops.

Old Dominion finished the game 3 for 5 in the red zone, missed two field goals and was just 2 for 11 on third downs. The Eagles scored touchdowns on both of its trips into the red zone.

## SCORING SUMMARY

JMU	9:33 re 1st - Centeio 17 run (Wise kick)
JMU	14:55 re 2nd - Centeio 13 run (Wise kick)
GS	12:48 re 2nd - Jones 13 pass from Vantrease (Raynor kick)
GS	10:58 re 2nd - Thompson, J O punt return (Raynor kick)
JMU	7:33 re 2nd - FG Wise 26
JMU	14:00 re 3rd - Centeio 10 run (Wise kick)
GS	13:48 re 3rd - Jones 75 pass from Vantrease (Raynor kick)
GS	5:39 re 3rd - FG Raynor 20
GS	1:59 re 3rd - White 37 pass from Vantrease (Raynor kick)
GS	14:52 re 4th - FG Raynor 41
JMU	6:24 re 4th - Brown 28 pass from Centeio (Wise kick)
GS	3:53 re 4th - FG Raynor 24
JMU	2:28 re 4th - Greene Jr. 25 pass from Centeio (Wise kick)
GS	1:10 re 4th - Burgess Jr. 22 pass from Vantrease (White run)

## TEAM STATISTICS

	JMU	GS
First downs	31	29
Rushing yds.	40-207	16-12
Passing yds.	468	578
Passes	28-48-3	38-64-1
Total Offense	675	590
Punts-avg.	4-33.5	6-45.8
Fumbles-lost	1-1	0-0
Penalties-yds.	10-54	7-75
Time of poss.	32:30	27:30
Sacks by	0-0	3-17

## INDIVIDUAL TOTALS

**RUSHING** — JMU, Agyei-Obese 18-106, Palmer 10-57, Centeio 12-44; GS, White 11-20, Team 1-(-1), Vantrease 1-(-2), Arnold 1-(-2), Green 2-(-3).

**PASSING** — JMU, Centeio 28-48-468-3; GS, Vantrease 38-64-1-578.

**RECEIVING** — JMU, Brown 8-136, Thornton 5-126, Ravenel 4-75, Greene Jr. 4-74, Painter 2-24, Horton 2-14, Agyei-Obese 2-11, Palmer 1-8; GS, Hood 8-131, Jones 7-164, Singleton 7-108, Burgess Jr. 7-84, White 6-64, Sanders Jr. 3-27.

## SCORING SUMMARY

ODU	2:59 re 1st - FG Sanchez 44
GS	0:10 re 1st - Jones 29 pass from Vantrease (Raynor kick)
GS	0:17 re 2nd - White 4 run (Raynor kick)
ODU	13:34 re 3rd - Jennings 22 pass from Wolff (Sanchez kick)
GS	9:46 re 3rd - Green 30 run (Raynor kick)
ODU	2:27 re 3rd - FG Sanchez 35
ODU	0:51 re 3rd - FG Sanchez 33
GS	10:00 re 4th - Green 3 run (Raynor kick)
ODU	5:19 re 4th - Watson 2 run (Sanchez kick)

## TEAM STATISTICS

	GS	ODU
First downs	25	18
Rushing yds.	50-223	22-133
Passing yds.	192	313
Passes	22-27-0	23-43-0
Total Offense	415	446
Punts-avg.	3-39.0	1-51.0
Fumbles-lost	2-0	0-0
Penalties-yds.	3-25	5-45
Time of poss.	34:33	25:27
Sacks by	1-4	0-0

## INDIVIDUAL TOTALS

**RUSHING** — GS, White 30-138, Green 12-91, Vantrease 4-(-3), Arnold 1-(-3), Team 1-(-3), Beck II 1-(-9); ODU, Watson 16-108, Wicks 3-13, Wolff 2-7, Mack Jr. 1-5.

**PASSING** — GS, Vantrease 22-27-0-192; ODU, Wolff 23-40-0-313, Mack Jr. 0-2-0-0, Team 0-1-0-0.

**RECEIVING** — GS, Hood 7-47, Singleton 6-44, Jones 5-54, White 2-22, McAfee 1-16, Burgess Jr. 1-9; ODU, Jennings 9-130, Harvey 4-456, Spencer 3-33, Granger 2-46, Wicks 2-28, Paige 2-15, Watson 1-5.





GAME 9 • NOV. 5, 2022 • ALLEN E. PAULSON STADIUM • STATESBORO, GA.

# SOUTH ALABAMA GEORGIA SOUTHERN

# 38 31

SCORING SUMMARY	1	2	3	4	F
JAGUARS (7-2, 4-1)	7	10	7	14	38
EAGLES (5-4, 2-3)	21	3	7	0	31

ATTENDANCE • 17,084

**STATESBORO** - La'Damian Webb rushed 35 times for a career-high 247 yards and four touchdowns, and South Alabama allowed just seven points and -10 yards rushing in the second half as the Jags rallied for a 38-31 Sun Belt football victory over Georgia Southern in Allen E. Paulson Stadium.

Webb carried six times for 73 yards on the decisive drive, and his 9-yard touchdown run with 5:50 remaining gave the Jags their first lead of the game and proved to be the game winner.

Vantrease threw for 278 yards and a touchdown, and Derwin Burgess Jr. caught eight passes for 96 yards and a score. Khaleb Hood had seven receptions for 76 yards, and Jalen White ran 10 times for 65 yards and a touchdown.

South Alabama overcome a 14-point second-half deficit, and the Jags scored touchdowns on three straight possessions to take their first lead of the game. Georgia Southern led 24-17 at halftime and used a methodical drive to open a 31-17 lead on a 7-yard touchdown pass from Vantrease to Jjay Mcabee midway through the third quarter.

The Eagles got off to a great start. On the second play from scrimmage, Khadry Jackson tipped a Bradley pass up in the air to himself, beat Bradley to the edge and had nothing but green turf in front of him. The 43-yard interception return for touchdown was the Eagles' first in over a year.

## SCORING SUMMARY

GS	11:31 re 1st - Jackson, K. 34 interception return (Raynor kick)
GS	9:20 re 1st - White 54 run (Raynor kick)
USA	6:56 re 1st - Wayne 10 pass from Bradley (Guajardo kick)
GS	3:24 re 1st - Burgess Jr. 16 pass from Vantrease (Raynor kick)
USA	14:56 re 2nd - Webb 1 run (Guajardo kick)
GS	10:17 re 2nd - FG Raynor 22
USA	3:23 re 2nd - FG Guajardo 29
GS	8:45 re 3rd - Mcabee 7 pass from Vantrease (Raynor kick)
US	3:00 re 3rd - Webb 5 run (Guajardo kick)
USA	11:46 re 4th - Webb 5 run (Guajardo kick)
USA	5:50 re 4th - Webb 9 run (Guajardo kick)

## TEAM STATISTICS

	USA	GS
First downs	29	21
Rushing yds.	56-321	18-88
Passing yds.	193	278
Passes	16-27-2	26-45-1
Total Offense	514	366
Punts-avg.	3-45.7	5-47.6
Fumbles-lost	2-1	0-0
Penalties-yds.	13-118	7-60
Time of poss.	37:04	22:56
Sacks by	1-7	4-27

## INDIVIDUAL TOTALS

**RUSHING** — USA, Webb 35-247, McReynolds 6-42, Justice 1-30, Wells 3-18, Lee 1-5, Team 3-(-6), Bradley 7-(-15); GS, White 10-65, Green 5-27, Vantrease 3-(-4).

**PASSING** — USA, Bradley 16-27-2-193; GS, Vantrease 26-45-1-278.

**RECEIVING** — USA, Lacy 3-33, Wayne 3-28, Thomas-Jones 3-17, Voisin 2-42, Sefcik 2-31, Wells 2-26, McReynolds 1-16; GS, Burgess Jr. 8-96, Hood 7-76, Cobb 3-29, Mcabee 2-37, Sanders Jr. 2-19, Singleton 2-11, White 1-6, Archie 1-4.

GAME 10 • NOV. 10, 2022 • CAJUN FIELD • LAFAYETTE, LA.

# GEORGIA SOUTHERN LOUISIANA

# 17 36

SCORING SUMMARY	1	2	3	4	F
EAGLES (5-5, 2-4)	0	7	7	3	17
RAGIN' CAJUNS (5-5, 3-4)	7	20	3	6	35

ATTENDANCE • 11,512

**LAFAYETTE, La.** - Louisiana scored 20 unanswered points in the first half to collect a 36-17 Sun Belt Conference football victory over visiting Georgia Southern on a Thursday evening at Cajun Field in Lafayette.

Khaleb Hood recorded six receptions for 68 yards, including 34 yards after the catch. Derwin Burgess Jr. notched five catches for a team-high 75 yards and a score. Kyle Vantrease was 28-for-49 passing for 325 yards and a touchdown. Derrick Canteen notched eight tackles, including four solo, and recorded his first interception of the season. Justin Ellis recorded seven tackles, including a sack and two tackles for a loss.

The Eagles fell behind 7-0 on the Ragin' Cajuns first drive, but used a trick play to draw even. Running back O.J. Arnold completed a halfback pass to Burgess Jr. for a 32-yard touchdown with 13:43 left in the second quarter to make the score 7-7. Louisiana would score the next 20 points to end the first half, getting a field goal as time expired to take a 27-7 lead into the break.

Hood finished the game with six receptions, breaking the single-season and career receptions records at Georgia Southern. This was the sixth 300+ yard passing game for Vantrease. In all previous seasons, Georgia Southern QBs accounted for five 300+ yard passing games total.

## SCORING SUMMARY

UL	10:52 re 1st - Stephens 28 pass from Wooldridge (Almendaras kick)
GS	13:43 re 2nd - Arnold 32 pass from Arnold (Raynor kick)
UL	12:28 re 2nd - Bernard 18 pass from Wooldridge (Almendaras kick)
UL	10:45 re 2nd - Jefferson 28 pass from Wooldridge (Almendaras kick)
UL	3:34 re 2nd - FG Almendaras 48
UL	0:00 re 2nd - FG Almendaras 34
UL	10:01 re 3rd - FG Almendaras 27
GS	4:25 re 3rd - Sanders Jr. 25 pass from Vantrease (Raynor kick)
UL	14:09 re 4th - FG Almendaras 42
GS	11:59 re 4th - FG Raynor 39
GS	10:13 re 4th - FG Almendaras 40

## TEAM STATISTICS

	GS	UL
First downs	24	22
Rushing yds.	25-72	39-242
Passing yds.	358	193
Passes	30-53-0	17-32-1
Total Offense	430	435
Punts-avg.	5-43.0	2-49.0
Fumbles-lost	1-1	1-0
Penalties-yds.	7-50	4-25
Time of poss.	28:36	31:24
Sacks by	1-3	2-23

## INDIVIDUAL TOTALS

**RUSHING** — GS, Green 10-44, White 7-28, Arnold 4-23, Cigelske 1-(-1), Hood 1-(-6), Vantrease 2-(-16); UL, Smith 17-80, Washington 5-74, Williams 10-51, Wooldridge 6-38, Team 1-(-1).

**PASSING** — GS, Vantrease 28-49-0-325, Cigelske 1-3-0-1, Arnold 1-1-0-32; UL, Wooldridge 17-31-1-193, LeGendre 0-1-0-0.

**RECEIVING** — GS, Hood 6-68, Burgess Jr. 5-75, Sanders Jr. 4-46, Mcabee 4-41, Cobb 3-27, Green 2-10, White 2-6, Thompson 1-50, Lester 1-25, Arnold 1-9, Lewis 1-1; UL, LeBlanc 4-40, Jefferson 3-53, Lumpkin 2-12, Stephens 1-28, Bernard 1-18, Migl 1-16, Rogers Jr. 1-6, Smith 1-6, Johnson 1-6, Washington 1-5, Fleming 1-3.



GAME 11 • NOV. 19, 2022 • ALLEN E. PAULSON STADIUM • STATESBORO, GA.

# MARSHALL GEORGIA SOUTHERN

# 23 10

SCORING SUMMARY	1	2	3	4	F
THUNDERING HERD (7-4, 4-3)	6	14	3	0	23
EAGLES (5-6, 2-5)	3	7	0	0	10

ATTENDANCE • 16,153

**STATESBORO** - Cam Fancher threw for 274 yards and a pair of scores while running for 63 yards and another touchdown to lead Marshall to a 23-10 Sun Belt Conference football victory over host Georgia Southern on at Paulson Stadium.

Jalen White had 13 carries for 143 yards on the ground while adding a catch for 22 yards. Jeremy Singleton recorded eight catches for 73 yards, while Kyle Vantrease finished the contest 22-of-39 for 205 passing yards and a touchdown. Marques Watson-Trent notched a team-leading 12 tackles, including one for a loss, while Khadry Jackson added 11 tackles.

Trailing 20-3, Vantrease drove the Eagles hooked up with Khaleb Hood on a screen pass for a 27-yard touchdown, making the score 20-10 as the game headed into halftime.

Alex Raynor's first-quarter 46-yard field goal was a season long for the redshirt junior. Jalen White had 101 yards rushing in the first quarter alone en route to his game-high 143 yards on the ground. It was the junior's fifth 100-yard rushing game of his career.

Vantrease's touchdown pass to Hood extended his school-record streak of throwing at least one scoring pass in a game to 11. Georgia Southern was 2-for-11 on third downs in the contest, while Marshall was 10-of-19.

## SCORING SUMMARY

MU	13:39 re 1st - Horton 65 pass from Fancher (kick failed)
GS	4:31 re 1st - FG Raynor 46
MU	9:31 re 2nd - Ahmed 33 pass from Fancher (Verhoff kick)
MU	7:04 re 2nd - Fancher 19 run (Verhoff kick)
GS	2:16 re 2nd - Hood 27 pass from Vantrease (Raynor kick)
MU	7:40 re 3rd - FG Verhoff 36

## TEAM STATISTICS

	MU	GS
First downs	29	20
Rushing yds.	54-255	24-179
Passing yds.	274	205
Passes	17-32-0	22-40-1
Total Offense	529	384
Punts-avg.	6-39.0	7-37.6
Fumbles-lost	0-0	1-1
Penalties-yds.	6-63	5-45
Time of poss.	36:54	23:06
Sacks by	2-14	1-7

## INDIVIDUAL TOTALS

**RUSHING** — MU, Ali 16-79, Laborn 17-70, Fancher 14-63, Payne 5-28, Turner 1-9, Montgomery 1-6; GS, White 13-143, Arnold 7-50, Vantrease 4-(-14).

**PASSING** — MU, Fancher 17-32-0-274; GS, Vantrease 22-39-1-205, Cobb 0-1-0-0.

**RECEIVING** — MU, Montgomery 4-30, Ahmed 3-45, Horton 2-76, Harrison 2-43, Laborn 2-35, Miller 1-19, Robinson 1-15, Gammage 1-6, Ali 1-5; GS, Singleton 8-73, Sanders Jr. 5-32, Hood 4-40, White 1-22, Lewis 1-20, Arnold 1-8, Cobb 1-6, Lester 1-4.

GAME 12 • NOV. 26, 2022 • ALLEN E. PAULSON STADIUM • STATESBORO, GA.

# APP STATE GEORGIA SOUTHERN

# 48 51

SCORING SUMMARY	1	2	3	4	OT1	OT2	F
MOUNTAINEERS (6-6, 3-5)	6	14	11	7	7	3	48
EAGLES (6-6, 3-5)	7	10	14	7	7	6	51

ATTENDANCE • 18,683

**STATESBORO** - Kyle Vantrease threw a 25-yard touchdown pass to Ezrah Archie in the second overtime session to lift Georgia Southern to a 51-48 Sun Belt football win over longtime rival App State at Allen E. Paulson Stadium. The victory clinched bowl eligibility for the Eagles, who complete the regular season with a 6-6 record.

The Eagles had the ball first in the first overtime session, and Vantrease's 4-yard touchdown pass from Vantrease to Jjay McAfee gave GS the lead, but App State scored on the first play of their first possession in the extra session as Nate Noel (171 yards, 3 TDs) broke free for a 25-yard touchdown run to tie the score 45-45.

The Eagles forced Michael Hughes to make a 32-yard field goal on Appalachian State's second possession in overtime after Wylan Free broke up a Chase Brice pass intended for Henry Pearson on 3rd-and-12. Hughes missed a 30-yard field goal at the end of regulation that would have won it.

Vantrease finished with 385 passing yards and three touchdowns and added 17 yards and a touchdown on the ground, and Jeremy Singleton caught 10 balls for 133 yards. Hood totaled 103 yards on 10 catches, and Archie had five receptions for 71 yards to go along with the game-winning score. AJ Brown ran for 62 yards and a touchdown while Tyler Jordan had two scores.

## SCORING SUMMARY

ASU	10:36 re 1st - FG Hughes 22
GS	5:42 re 1st - Brown 13 run (Raynor kick)
ASU	4:06 re 1st - FG Hughes 37
ASU	10:36 re 2nd - Noel 51 run (Hughes kick)
GS	8:08 re 2nd - Jordan 1 run (Raynor kick)
ASU	3:10 re 2nd - Noel 12 run (Hughes kick)
GS	0:38 re 2nd - FG Raynor 35
ASU	12:09 re 3rd - FG Hughes 24
GS	7:52 re 3rd - Jordan 2 run (Raynor kick)
ASU	6:38 re 3rd - Harrington 4 run (Noel pass from Brice)
GS	2:53 re 3rd - Lester 1 pass from Vantrease (Raynor kick)
ASU	13:03 re 4th - Marshall 2 run (Hughes kick)
GS	4:22 re 4th - Vantrease 3 run (Raynor kick)
GS	OT1 - McAfee 4 pass from Vantrease (Raynor kick)
ASU	OT1 - Noel 25 run (Hughes kick)
GS	OT2 - FG Hughes 33
GS	OT2 - Archie 25 pass from Vantrease

## TEAM STATISTICS

	ASU	GS
First downs	25	27
Rushing yds.	48-376	25-98
Passing yds.	253	389
Passes	15-26-0	35-52-1
Total Offense	629	487
Punts-avg.	2-40.5	4-26.0
Fumbles-lost	0-0	1-1
Penalties-yds.	6-61	3-39
Time of poss.	32:33	27:27
Sacks by	0-0	1-1

## INDIVIDUAL TOTALS

**RUSHING** — ASU, Noel 12-171, Marshall 20-91, Harrington 9-74, Brice 7-40; GS, Brown 14-62, Vantrease 3-17, Jordan 6-11, Dixon II 1-5, Raynor 1-3.

**PASSING** — ASU, Brice 15-26-0-253; GS, Vantrease 34-51-1-385.

**RECEIVING** — ASU, Robinson, 5-49, Horn 2-55, Pearson 2-47, Noel 2-34, Stroman 1-53, Davis 1-15, Gibbs 1-2, Hetzel 1-(-2); GS, Singleton 10-133, Hood 10-103, Archie 5-71, McAfee 3-17, Lester 3-11, Brown 2-0, Thompson 1-50, Lewis 1-4.



# 2022 GEORGIA SOUTHERN ROSTER

## ALPHABETICAL ROSTER

No.	Name	Pos.
28	Ezrah Archie	WR
22	OJ Arnold	RB
88	Lawson Bachelder	WR
24	Jailen Barber	DB
7	Anthony Beck II	P
80	Jeb Beshears	WR
18	Justin Birdsong	DB
48	Zack Blackwell	LB
25	Quincy Bonner	DB
30	Alex Bowen	WR
49	Javian Boykin	LB
99	Walker Bradberry	P
1	Todd Bradley-Glenn	LB
4	Tyler Bride	DB
38	AJ Brown	RB
57	Latrell Bullard	DL
2	Derwin Burgess Jr.	WR
80	Griffin Carder	OL
97	Bryce Christensen	K
13	Connor Cigelske	QB
26	Dalen Cobb	WR
73	Chas Collins	OL
78	Caleb Cook	OL
55	Danny Corbett	OL
72	Khalil Crowder	OL
12	David Dallas	QB
18	Josh Dallas	WR
89	Matthew Daniel	WR
37	Quincy Darnell	LB
93	Da'Shawn Davis	DL
16	Tyrell Davis	DB
39	Reid Dedman	LB
10	Jalen Denton	DB
90	Parker Devine	DL
35	Chandler Dial-Watson	DB
31	Chase Dial-Watson	DB
27	Ethan Dirrim	TE
35	Terron Dixon II	RB
46	Andrew Douglas	DB
33	Robert Edwards III	RB
2	Justin Ellis	DL
94	Elhadj Fall	DL
30	Jack Ferguson	DB
34	Jon Ferguson	LB
16	Colton FitzGerald	QB
96	Chase Folser	K
5	Wylan Free	DB
82	JT Galloway	WR
20	Terrance Gibbs	RB
11	Kevon Glenn	LB
4	Gerald Green	RB
43	Jacob Hammonds	LB
83	Chase Hancock	TE
41	Tracy Hill Jr.	DB
7	Khaleb Hood	WR
28	Zyere Horton	LB
36	Justin Howell	WR
47	Elijah Hynes	DB
54	Ethan Ingram	OL
40	Jalen Jackson	LB
9	Khadry Jackson	LB
65	Vontrez Jackson	OL
11	Beau Johnson	TE
5	Amare Jones	WR
36	Treston Jordan	DB
23	Tyler Jordan	RB
62	Michael Jubran	OL

## NUMERICAL ROSTER

No.	Name	Pos.	Ht.	Wt.	Yr.	Hometown	High School/Previous School(s)
1	Todd Bradley-Glenn	LB	6-0	230	7th	Valdosta, Ga.	Valdosta
1	Jeremy Singleton	WR	6-0	190	r-Sr.	New Orleans, La.	Brother Martin/Houston
2	Derwin Burgess Jr.	WR	5-11	185	So.	Riverdale, Ga.	Riverdale
2	Justin Ellis	DL	6-2	255	6th	Roswell, Ga.	Roswell/Syracuse
4	Tyler Bride	DB	5-10	180	Jr.	Atlanta, Ga.	Greater Atlanta Christian
4	Gerald Green	RB	5-9	195	r-Jr.	Columbus, Ga.	East Coweta
5	Wylan Free	DB	6-2	180	6th	Compton, Calif.	Lynwood/Fresno State
5	Amare Jones	WR	5-11	195	5th	Frisco, Texas	Frisco Heritage/Tulane
6	NaJee Thompson	DB	5-11	205	5th	Boiling Springs, S.C.	Boiling Springs
6	Kyle Vantrease	QB	6-2	225	6th	Stow, Ohio	Stow-Munroe/Bufalo
7	Anthony Beck II	P	6-4	245	r-Sr.	Guyton, Ga.	South Effingham
7	Khaleb Hood	WR	5-10	180	Sr.	McDonough, Ga.	Eagle's Landing Christian/Air Force Prep
9	Khadry Jackson	LB	6-1	230	Sr.	Orlando, Fla.	Windemere Prep/North Carolina
9	Jjay McAfee	TE	6-3	220	5th	Charleston, S.C.	Ashley Ridge/Georgia Military College
10	Jalen Denton	DB	5-10	180	r-So.	Memphis, Tenn.	Lausanne Collegiate/Ole Miss
10	Darius Lewis	WR	5-10	180	r-Jr.	Jacksonville, Fla.	First Coast
11	Kevon Glenn	LB	6-2	240	r-Jr.	Riverdale, Ga.	Dutchtown/Florida State
11	Beau Johnson	TE	6-1	230	r-Jr.	Plantation, Fla.	American Heritage
12	David Dallas	QB	6-0	205	Fr.	Sharpsburg, Ga.	Trinity Christian
12	Anthony Wilson	DB	5-10	200	r-Jr.	Columbia, S.C.	Spring Valley
13	Connor Cigelske	QB	6-0	195	r-So.	Atlanta, Ga.	Marist School
14	Sam Kenerson	WR	5-9	170	r-So.	Baton Rouge, La.	Central
14	Ashton Whitner	DB	6-0	200	Fr.	West Greenville, S.C.	Greenville
15	Zak Rozsman	QB	6-3	200	Fr.	Marietta, Ga.	George Walton
15	Quin Williams	DL	6-3	270	r-Sr.	Madison, Ga.	Morgan County
16	Tyrell Davis	DB	6-1	195	So.	Harrisburg, N.C.	Hickory Ridge
16	Colton FitzGerald	QB	6-2	195	r-Fr.	Santa Clarita, Calif.	Saugus/Boise State
17	Richie Lankford	QB	6-3	200	So.	McDonough, Ga.	Community Christian/College of San Mateo
17	TJ Lewis	WR	6-4	185	r-Fr.	Brunswick, Ga.	Glynn Academy/Louisville
17	Myzel Williams	DB	6-0	190	So.	Deltona, Fla.	Deltona
18	Justin Birdsong	DB	5-11	185	5th	Lithonia, Ga.	Stephenson
18	Josh Dallas	WR	6-2	210	Fr.	Sharpsburg, Ga.	Trinity Christian
19	Alex Raynor	K	5-11	190	r-Jr.	Kennesaw, Ga.	Harrison
19	Kyle Toole	QB	6-2	200	r-So.	Leesburg, Ga.	Lee County/Troy
20	Terrance Gibbs	RB	6-0	205	Fr.	Winter Park, Fla.	Winter Park
20	Seth Robertson	DB	5-10	190	Jr.	Madison, Ga.	Morgan County
21	Zyon McGee	LB	6-1	215	r-Sr.	Bainbridge, Ga.	Bainbridge
21	Marcus Sanders Jr.	WR	6-3	195	Fr.	Montezuma, Ga.	Macon County
22	OJ Arnold	RB	5-10	180	Fr.	Quitman, Ga.	Brooks County
22	Marc Stampley II	DB	5-11	180	Fr.	Peachtree City, Ga.	Starr's Mill
23	Tyler Jordan	RB	6-0	210	r-Jr.	Macon, Ga.	Stratford Academy/Georgia Military College
23	Mari Wingard	DB	6-0	185	5th	Charlotte, N.C.	Ardrey Kell/Elon
24	Jailen Barber	DB	6-2	170	Fr.	Snellville, Ga.	South Gwinnett
24	Joshua Thompson	WR	5-11	170	Fr.	Johns Creek, Ga.	Johns Creek
25	Quincy Bonner	DB	6-2	185	r-Fr.	Lithonia, Ga.	Meadowcreek/Army West Point Prep
25	Jalen White	RB	6-0	215	Jr.	Daleville, Ala.	Daleville
26	Dalen Cobb	WR	5-10	195	Fr.	Washington, Ga.	Washington-Wilkes
26	Justin Nelson	DB	5-11	180	r-So.	Lithonia, Ga.	Arabia Mountain/U.S. Naval Academy
27	Ethan Dirrim	TE	6-3	225	Jr.	Canton, Ga.	Creekview/Mercer
27	Isaac Walker	DL	6-2	225	r-Fr.	Greensboro, N.C.	Hough
28	Ezrah Archie	WR	6-0	190	6th	Sicklerville, N.J.	Timber Creek/Monmouth
28	Zyere Horton	LB	6-2	200	Fr.	Woodstock, Ga.	Milton
29	Justin Meyers	DB	5-11	200	r-Fr.	Washington, Ga.	Washington Wilkes
30	Alex Bowen	WR	6-0	190	r-So.	Glen Saint Mary, Fla.	Baker County
30	Jack Ferguson	DB	5-11	175	r-So.	Marietta, Ga.	Lassiter
31	Chase Dial-Watson	DB	5-10	195	r-So.	Gainesville, Ga.	Flowery Branch
31	Brooks Pangle	QB	6-0	175	Fr.	Appling, Ga.	Greenbrier
32	Kevin Speed	DB	6-1	185	Fr.	Cairo, Ga.	Cairo
33	Robert Edwards III	RB	5-11	205	Fr.	Columbus, Ga.	Columbus
33	Marques Watson-Trent	LB	5-11	220	r-So.	Beaver Falls, Pa.	Blackhawk
34	Jon Ferguson	LB	6-1	230	r-Sr.	Manchester, Ga.	Manchester
35	Chandler Dial-Watson	DB	5-11	200	r-So.	Gainesville, Ga.	Flowery Branch
35	Terron Dixon II	RB	5-10	185	r-Jr.	Pembroke, Ga.	Bryan Country/LaGrange
36	Justin Howell	WR	5-11	185	r-Jr.	Snellville, Ga.	Shiloh
36	Treston Jordan	DB	6-0	200	Fr.	Alpharetta, Ga.	Denmark
37	Quincy Darnell	LB	6-2	210	r-Jr.	Alpharetta, Ga.	Johns Creek
38	AJ Brown	RB	5-6	175	r-Jr.	Grovetown, Ga.	Harlem





# 2022 GEORGIA SOUTHERN ROSTER

## ALPHABETICAL ROSTER

No.	Name	Pos.
50	Caleb Kelly	OL
14	Sam Kenerson	WR
66	Logan Langemeier	OL
95	Mark Langston	LS
17	Richie Lankford	QB
98	Michael Lantz	K
87	Evan Lester Jr.	TE
10	Darius Lewis	WR
68	Nate Lewis	OL
17	TJ Lewis	WR
53	Trevon Locke	DL
75	Korbett MacGregor	OL
9	JJay McAfee	TE
96	LJ McCloud	DL
21	Zyon McGee	LB
29	Justin Meyers	DB
56	Brian Miller	OL
60	Rasheed Miller	OL
26	Justin Nelson	DB
67	Cameron Orr	OL
31	Brooks Pangle	QB
47	Jordan Pearson	RB
58	Aaron Pyron	OL
19	Alex Raynor	K
63	Teva Reynolds	OL
91	Davion Rhodes	DL
20	Seth Robertson	DB
15	Zak Rozsman	QB
21	Marcus Sanders Jr.	WR
81	Parker Self	WR
16	Jeremy Singleton	WR
84	Braxton Slack	TE
85	Emil Smith	WR
99	Kierron Smith	DL
44	Jeffrey Smyth	LB
32	Kevin Speed	DB
48	Dylan Snyder	TE
42	Dillon Springer	DL
22	Marc Stampley II	DB
57	Chandler Strong	OL
45	MJ Stroud	LB
55	Ky Tayo	DL
24	Joshua Thompson	WR
6	Najee Thompson	DB
41	Nathan Tillman	LS
19	Kyle Toole	QB
6	Kyle Vantrease	QB
92	Kristian Varner	DL
27	Isaac Walker	DL
33	Marques Watson-Trent	LB
89	Jackson Wheeler	LS
25	Jalen White	RB
14	Ashton Whitner	DB
82	Britton Williams	K
64	Caelan Williams	OL
86	Graeme Williams	WR
17	Myzel Williams	DB
15	Quin Williams	LB
12	Anthony Wilson	DB
52	Brandon Wilson	DL
74	Pichon Wimbley	OL
23	Mari Wingard	DB
97	Myles Winslow	DL
93	Gaines Wood	LS
79	Kaylen Wright	DL

## NUMERICAL ROSTER

No.	Name	Pos.	Ht.	Wt.	Yr.	Hometown	High School/Previous School(s)
39	Reid Dedman	LB	5-11	200	r-Jr.	Carrollton, Ga.	Carrollton
40	Jalen Jackson	LB	6-0	235	Jr.	Athens, Ga.	Cedar Shoals
41	Tracy Hill Jr.	DB	6-2	180	Fr.	Athens, Ga.	Clarke County/Georgia Knights Prep Academy
41	Nathan Tillman	LS	6-0	225	r-Fr.	Claxton, Ga.	Claxton
42	Dillon Springer	DL	6-1	255	6th	Baton Rouge, La.	Midland (TX)/Trinity Valley C.C.
43	Jacob Hammonds	LB	6-3	200	Fr.	Griffin, Ga.	Griffin
44	Jeffrey Smyth	LB	5-11	195	r-Jr.	Beaufort, S.C.	Beaufort, S.C./Presbyterian
45	MJ Stroud	LB	6-3	225	Fr.	Covington, Ga.	Alcovy
46	Andrew Douglas	DB	5-11	190	r-Fr.	Decatur, Ga.	Mount Vernon
47	Elijah Hynes	DB	6-0	205	Fr.	Watkinsville, Ga.	Prince Avenue Christian
47	Jordan Pearson	RB	5-9	205	r-Jr.	Laurens, S.C.	Laurens/Palmetto Prep
48	Zack Blackwell	LB	6-0	230	Fr.	Augusta, Ga.	Augusta Christian
48	Dylan Snyder	TE	6-4	245	r-Fr.	Florence, S.C.	West Florence/The Citadel
49	Javian Boykin	LB	6-0	235	r-Jr.	Snellville, Ga.	Grayson
50	Caleb Kelly	OL	6-2	285	6th	Warner Robins, Ga.	Northside
52	Brandon Wilson	DL	6-1	265	Jr.	Beaufort, S.C.	Battery Creek
53	Trevon Locke	DL	6-2	305	r-So.	Savannah, Ga.	Benedictine Military
54	Ethan Ingram	OL	6-4	300	r-Fr.	Gainesville, Fla.	Buchholz/Marshall
55	Danny Corbett	OL	6-4	300	6th	Lake Park, Ga.	Lowndes/Campbell
55	Ky Tayo	DL	6-2	305	Fr.	Columbia, S.C.	Spring Valley
56	Brian Miller	OL	6-3	295	6th	Savannah, Ga.	Memorial Day
57	Latrell Bullard	DL	6-0	345	Fr.	Smyrna, Ga.	North Cobb
57	Chandler Strong	OL	6-3	290	Fr.	Warner Robins, Ga.	Houston County
58	Aaron Pyron	OL	6-4	305	r-Jr.	Stone Mountain, Ga.	Arabia Mountain
60	Rasheed Miller	OL	6-5	315	r-So.	Lake Wales, Fla.	Lake Wales
62	Michael Jubran	OL	6-0	300	r-Jr.	Jacksonville, Fla.	Bolles School/Presbyterian
63	Teva Reynolds	OL	6-1	280	r-Jr.	Kamuela, Hawaii	Kamehameha Schools Hawaii/Mt. SAC
64	Caelan Williams	OL	6-7	305	r-So.	Dublin, Ga.	Trinity Christian
65	Vontrez Jackson	OL	6-3	325	Fr.	Augusta, Ga.	T.W. Posey
66	Logan Langemeier	OL	6-4	285	5th	South Lake Tahoe, Calif.	South Tahoe/Jacksonville Univ.
67	Cameron Orr	OL	6-6	305	6th	Golden, Miss.	Itawamba Agricultural/Elon
68	Nate Lewis	OL	6-3	270	Fr.	Hazlehurst, Ga.	Jeff Davis
72	Khalil Crowder	OL	6-1	305	r-Sr.	Carrollton, Ga.	Carrollton
73	Chas Collins	OL	6-6	280	r-Fr.	Statesboro, Ga.	Bulloch Academy
74	Pichon Wimbley	OL	6-2	305	Fr.	Moreland, Ga.	Newnan
75	Korbett MacGregor	OL	6-4	280	Fr.	Reidsville, Ga.	Pinewood Christian Academy
78	Caleb Cook	OL	6-2	290	r-Fr.	Brunswick, Ga.	Brunswick
79	Kaylen Wright	DL	6-4	260	r-Sr.	Grove Hill, Ala.	Lanier County (Ga.)
80	Griffin Carder	OL	6-4	300	r-Jr.	Leesburg, Ga.	Lee County
80	Jeb Beshears	WR	5-11	175	Fr.	Monticello, Fla.	Maclay
81	Parker Self	WR	6-2	200	r-So.	Douglasville, Ga.	South Paulding/Florida State
82	JT Galloway	WR	5-11	190	r-Sr.	Bradenton, Fla.	Southeast/Savannah State
82	Britton Williams	K	5-11	180	So.	Richmond Hill, Ga.	Richmond Hill
83	Chase Hancock	TE	6-0	235	Sr.	Macclenny, Fla.	Baker County
84	Braxton Slack	TE	6-4	240	Fr.	Tifton, Ga.	Tift County
85	Emil Smith	WR	6-1	205	r-Jr.	Attalla, Ala.	Etowah
86	Graeme Williams	WR	6-1	175	r-Fr.	Monticello, Ga.	Jasper County
87	Evan Lester Jr.	TE	6-2	215	r-Fr.	Dalton, Ga.	Christian Heritage School
88	Lawson Bachelder	WR	6-4	205	Jr.	Augusta, Ga.	Aquinas/Presbyterian
89	Matthew Daniel	WR	5-11	175	r-Jr.	Richmond Hill, Ga.	Richmond Hill/West Virginia
89	Jackson Wheeler	LS	6-3	245	r-Jr.	Bainbridge, Ga.	Bainbridge
90	Parker Devine	DL	6-3	280	r-Sr.	Jacksonville, Fla.	Bartram Trail
91	Davion Rhodes	DL	6-2	240	r-Fr.	Camilla, Ga.	Pelham
92	Kristian Varner	DL	6-3	290	r-Jr.	Hiram, Ga.	Hiram/North Carolina
93	Da'Shawn Davis	DL	6-2	280	Fr.	Charlotte, N.C.	Hough
93	Gaines Wood	LS	6-0	200	Fr.	Atlanta, Ga.	North Atlanta
94	Elhadj Fall	DL	6-3	270	Fr.	Marietta, Ga.	Osborne
95	Mark Langston	LS	6-0	210	r-Jr.	Savannah, Ga.	Savannah Christian/Kennesaw State
96	Chase Folser	K	5-11	160	Fr.	McDonough, Ga.	Ola
96	LJ McCloud	DL	6-0	275	r-Fr.	Pike Road, Ala.	Pike Road
97	Bryce Christensen	K	5-11	195	r-Sr.	Suwanee, Ga.	Lambert
97	Myles Winslow	DL	6-3	250	r-Fr.	Orlando, Fla.	Tohopekaliga
98	Michael Lantz	K	6-0	180	r-Jr.	Peachtree City, Ga.	Starr's Mill/Minnesota
99	Walker Bradberry	P	6-0	160	r-Fr.	Athens, Ga.	Clarke Central
99	Kierron Smith	DL	6-0	325	r-Jr.	Fitzgerald, Ga.	Fitzgerald



# 2022 POSITION BREAKDOWNS

## Quarterbacks (9)

6 Kyle Vantrease	6th	Stow, Ohio
12 David Dallas	Fr.	Sharpsburg, Ga.
13 Connor Cigelske	r-So.	Atlanta, Ga.
15 Zak Rozsman	Fr.	Marietta, Ga.
16 Colton FitzGerald	r-Fr.	Santa Clarita, Calif.
17 Richie Lankford	So.	McDonough, Ga.
18 Josh Dallas	Fr.	Sharpsburg, Ga.
19 Kyle Toole	r-So.	Leesburg, Ga.
31 Brooks Pangle	Fr.	Appling, Ga.

## Running Backs (9)

4 Gerald Green	r-Jr.	Columbus, Ga.
20 Terrance Gibbs	Fr.	Winter Park, Fla.
22 OJ Arnold	Fr.	Quitman, Ga.
23 Tyler Jordan	r-Jr.	Macon, Ga.
25 Jalen White	Jr.	Daleville, Ala.
33 Robert Edwards III	Fr.	Columbus, Ga.
35 Terron Dixon II	r-Jr.	Pembroke, Ga.
38 AJ Brown	r-Jr.	Grovetown, Ga.
47 Jordan Pearson	r-Jr.	Laurens, S.C.

## Wide Receivers (20)

1 Jeremy Singleton	r-Sr.	New Orleans, La.
2 Derwin Burgess Jr.	Jr.	Riverdale, Ga.
5 Amare Jones	5th	Frisco, Texas
7 Khaleb Hood	Sr.	McDonough, Ga.
10 Darius Lewis	r-Jr.	Jacksonville, Fla.
14 Sam Kenerson	r-So.	Baton Rouge, La.
17 TJ Lewis	r-Fr.	Brunswick, Ga.
21 Marcus Sanders Jr.	Fr.	Montezuma, Ga.
24 Joshua Thompson	Fr.	Johns Creek, Ga.
26 Dalen Cobb	Fr.	Washington, Ga.
28 Ezra Archie	6th	Sicklerville, N.J.
30 Alex Bowen	r-So.	Glen Saint Mary, Fla.
36 Justin Howell	r-Jr.	Snellville, Ga.
80 Jeb Beshears	Fr.	Monticello, Fla.
81 Parker Self	r-So.	Douglasville, Ga.
82 JT Galloway	r-Sr.	Bradenton, Fla.
85 Emil Smith	r-Jr.	Attalla, Ala.
86 Graeme Williams	r-Fr.	Monticello, Ga.
88 Lawson Bachelder	Jr.	Augusta, Ga.
89 Matthew Daniel	r-Jr.	Richmond Hill, Ga.

## Tight Ends (7)

9 Jjay McAfee	5th	Charleston, S.C.
11 Beau Johnson	r-Jr.	Plantation, Fla.
27 Ethan Dirrim	Jr.	Canton, Ga.
48 Dylan Snyder	r-Fr.	Florence, S.C.
83 Chase Hancock	Sr.	Macclenny, Fla.
84 Braxton Slack	Fr.	Tifton, Ga.
87 Evan Lester	r-Fr.	Dalton, Ga.

## Offensive Line (20)

50 Caleb Kelly	6th	Warner Robins, Ga.
55 Danny Corbett	6th	Lake Park, Ga.
56 Brian Miller	6th	Savannah, Ga.
57 Chandler Strong	Fr.	Warner Robins, Ga.
58 Aaron Pyron	r-Jr.	Stone Mountain, Ga.
60 Rasheed Miller	r-So.	Lake Wales, Fla.
62 Michael Jubran	r-Jr.	Jacksonville, Fla.
63 Teva Reynolds	r-Jr.	Kamuela, Hawaii
64 Caelan Williams	r-So.	Dublin, Ga.
65 Vontrez Jackson	Fr.	Augusta, Ga.
66 Logan Langemeier	5th	South Lake Tahoe, Calif.
67 Cameron Orr	6th	Golden, Miss.
68 Nate Lewis	Fr.	Hazlehurst, Ga.
70 Ethan Ingram	r-Fr.	Gainesville, Fla.
72 Khalil Crowder	r-Sr.	Carrollton, Ga.
73 Chas Collins	r-Fr.	Statesboro, Ga.
74 Pichon Wimbley	Fr.	Moreland, Ga.
75 Korbett MacGregor	Fr.	Reidsville, Ga.
78 Caleb Cook	r-Fr.	Brunswick, Ga.
80 Griffin Carder	r-Jr.	Leesburg, Ga.

## Defensive Line (18)

2 Justin Ellis	6th	Roswell, Ga.
15 Quin Williams	r-Sr.	Madison, Ga.
27 Isaac Walker	r-Fr.	Greensboro, N.C.
42 Dillon Springer	6th	Baton Rouge, La.
52 Brandon Wilson	Jr.	Beaufort, S.C.
53 Trevon Locke	r-So.	Savannah, Ga.
55 Ky Tayo	Fr.	Columbia, S.C.
57 Latrell Bullard	Fr.	Smyrna, Ga.
79 Kaylen Wright	r-Sr.	Grove Hill, Ala.
90 Parker Devine	r-Sr.	Jacksonville, Fla.
91 Davion Rhodes	r-Fr.	Camilla, Ga.
92 Kristian Varner	r-Jr.	Hiram, Ga.
93 Da'Shawn Davis	Fr.	Charlotte, N.C.
94 Elhadj Fall	Fr.	Marietta, Ga.
95 Amaru Herring	r-Jr.	Beulaville, N.C.
96 LJ McCloud	r-Fr.	Pike Road, Ala.
97 Myles Winslow	r-Fr.	Orlando, Fla.
99 Kierron Smith	r-Jr.	Fitzgerald, Ga.

## Linebackers (14)

1 Todd Bradley-Glenn	7th	Valdosta, Ga.
9 Khadry Jackson	Sr.	Orlando, Fla.
11 Kevon Glenn	r-Jr.	Riverdale, Ga.
28 Zyere Horton	Fr.	Woodstock, Ga.
33 Marques Watson-Trent	r-So.	Beaver Falls, Pa.
34 Jon Ferguson	r-Sr.	Manchester, Ga.
37 Quincy Darnell	r-Jr.	Alpharetta, Ga.
39 Reid Dedman	r-Jr.	Carrollton, Ga.
40 Jalen Jackson	Jr.	Athens, Ga.
43 Jacob Hammonds	Fr.	Griffin, Ga.
44 Jeffrey Smyth	r-Jr.	Beaufort, S.C.
45 MJ Stroud	Fr.	Covington, Ga.
48 Zack Blackwell	Fr.	Augusta, Ga.
49 Javian Boykin	r-Jr.	Snellville, Ga.

## Defensive Backs (26)

4 Tyler Bride	Jr.	Atlanta, Ga.
5 Wylan Free	6th	Compton, Calif.
6 NaJee Thompson	5th	Boiling Springs, S.C.
10 Jalen Denton	r-So.	Memphis, Tenn.
12 Anthony Wilson	r-Jr.	Columbia, S.C.
14 Ashton Whitner	Fr.	West Greenville, S.C.
16 Tyrell Davis	So.	Harrisburg, N.C.
17 Myzel Williams	So.	Deltona, Fla.
18 Justin Birdsong	5th	Lithonia, Ga.
20 Seth Robertson	Jr.	Madison, Ga.
21 Zyon McGee	r-Sr.	Bainbridge, Ga.
22 Marc Stampley II	Fr.	Peachtree City, Ga.
23 Mari Wingard	5th	Charlotte, N.C.
24 Jailen Barber	Fr.	Snellville, Ga.
25 Quincy Bonner	r-Fr.	Lithonia, Ga.
26 Justin Nelson	r-So.	Lithonia, Ga.
29 Justin Meyers	r-Fr.	Washington, Ga.
30 Jack Ferguson	r-So.	Marietta, Ga.
31 Chase Dial-Watson	r-So.	Gainesville, Ga.
32 Kevin Speed	Fr.	Cairo, Ga.
35 Chandler Dial-Watson	r-So.	Gainesville, Ga.
36 Treston Jordan	Fr.	Alpharetta, Ga.
41 Tracy Hill Jr.	Fr.	Athens, Ga.
46 Andrew Douglas	r-Fr.	Decatur, Ga.
47 Elijah Hynes	Fr.	Watkinsville, Ga.

## Punters (2)

7 Anthony Beck II	r-Sr.	Guyton, Ga.
99 Walker Bradberry	r-Fr.	Athens, Ga.

## Kickers (5)

19 Alex Raynor +	r-Jr.	Kennesaw, Ga.
82 Britton Williams	So.	Richmond Hill, Ga.
96 Chase Folser	Fr.	McDonough, Ga.
97 Bryce Christensen +	r-Sr.	Suwanee, Ga.
98 Michael Lantz	r-Jr.	Peachtree City, Ga.

## Long Snappers (4)

41 Nathan Tillman	r-Fr.	Claxton, Ga.
89 Jackson Wheeler	r-Jr.	Bainbridge, Ga.
93 Gaines Wood	Fr.	Atlanta, Ga.
95 Mark Langston	r-Jr.	Savannah, Ga.

+ - can also punt



# INDIVIDUAL CAREER GAME HIGHS

## THROWERS

### #6 • Kyle Vantrease (QB)

Att.	64	JMU, 2022
Comp.	38	JMU, 2022
Yds.	578	JMU, 2022
TDs	4	three times*
INTs	4	GAST, 2022
Long	82	Miami, 2020*
200-Yd. Games	19*	

## RUSHING

Att.	7	KSU, 2021*
Yds.	49	KSU, 2021*
TDs	2	EMU, 2019*
Long	24	KSU, 2021*
100-Yd. Games	0	

## TOTAL OFFENSE

Total Offense	576	JMU, 2022
Consec. Passes w/o Int	105 (2019)*	

\* - some or all at Buffalo

### #13 • Connor Cigelske (QB)

Att.	24	App, 2021
Comp.	11	App, 2021
Yds.	122	BYU, 2021
TDs	-	
INTs	1	BYU, 2021
Long	26	App, 2021
100-Yd. Games	2	

## RUSHING

Att.	16	App, 2021
Yds.	20	BYU, 2021
TDs	-	
Long	8	BYU, 2021
100-Yd. Games	0	

## TOTAL OFFENSE

Total Offense	130	BYU, 2021
Consec. Passes w/o Int	26 (2021-)	

## RUNNERS

### #22 • OJ Arnold (RB)

Att.	7	two times
Yds.	50	MU, 2022
TDs	1	MSU, 2022
Long	23	MSU, 2022

### #38 • A.J. Brown (RB)

Att.	14	AppSt, 2022
Yds.	62	AppSt, 2022
TDs	1	AppSt, 2022
Long	14	AppSt, 2022

### #4 • Gerald Green (RB)

Att.	18	Louisiana, 2021
Yds.	182	Louisiana, 2021
TDs	3	Louisiana, 2021
Long	76	Louisiana, 2021
100-Yard Games	4	

### #7 • Khaleb Hood (WR)

Att.	2	two times
Yds.	25	CCU, 2019
TDs	1	Troy, 2021
Long	25	CCU, 2019

### #23 • Tyler Jordan (RB)

Att.	6	AppSt, 2022
Yds.	11	AppSt, 2022
TDs	2	AppSt, 2022
Long	3	AppSt, 2022

### #25 • Jalen White (RB)

Att.	30	ODU, 2022
Yds.	157	A-State, 2021
TDs	2	four times
Long	71	UAB, 2022
100-Yard Games	5	

## CATCHERS

### #28 • Ezra Archie (WR)

Rec.	8	Maine, 2017†
Yds.	90	Maine, 2017†
TDs	1	three times*†
Long	35	RMU, 2021*

\* - some or all at Monmouth  
† - some or all at James Madison

### #22 • OJ Arnold (RB)

Rec.	4	UAB, 2022
Yds.	29	UAB, 2022
TDs	1	MSU, 2022
Long	19	UAB, 2022

### #15 • Derwin Burgess Jr. (WR)

Rec.	12	Neb, 2022
Yds.	134	TXST, 2021
TDs	1	eight times
Long	53	BSU, 2022
100-Yard Games	3	

### #26 • Dalen Cobb (LB)

Rec.	3	two times
Yds.	29	USA, 2022
Long	16	USA, 2022

### #4 • Gerald Green (RB)

Rec.	2	UL, 2022
Yds.	16	G-W, 2021
TDs	-	
Long	16	G-W, 2021

### #7 • Khaleb Hood (WR)

Rec.	11	GAST, 2022
Yds.	131	JMU, 2022
TDs	1	five times
Long	65	LA Tech, 2020
100-Yard Games	4	

### #11 • Beau Johnson (TE)

Rec.	3	two times
Yds.	59	Louisiana, 2020
TDs	2	UMass, 2020
Long	59	Louisiana, 2020

### #10 • Darius Lewis (WR)

Rec.	2	App, 2021
Yds.	20	MU, 2022
Long	20	MU, 2022

### #87 • Evan Lester Jr. (TE)

Rec.	3	AppSt, 2022
Yds.	11	AppSt, 2022
TDs	1	AppSt, 2022
Long	25	UL, 2022

### #9 • JJay McAfee (TE)

Rec.	4	UL, 2022
Yds.	41	UL, 2022
TDs	1	three times
Long	30	USA, 2022

### #21 • Marcus Sanders Jr. (WR)

Rec.	5	MU, 2022
Yds.	46	UL, 2022
TDs	1	UL, 2022
Long	25	UL, 2022

### #1 • Jeremy Singleton (WR)

Rec.	10	AppSt, 2022
Yds.	133	AppSt, 2022
TDs	2	Tulane, 2021*
Long	58	UConn, 2019*
100-Yard Games	6*	

\* - some or all at Houston

### #24 • Joshua Thompson (WR)

Rec.	1	two times
Yds.	50	two times
Long	50	two times

### #25 • Jalen White (RB)

Rec.	6	JMU, 2022
Yds.	64	JMU, 2022
TDs	1	JMU, 2022
Long	37	JMU, 2022

## TACKLERS

### #18 • Justin Birdsong (DB)

Tackles	10	FAU, 2021
TFL	2.0	AppSt, 2020
Sack	0.5	A-State, 2021
INT	2	LA Tech, 2020

### #4 • Tyler Bride (DB)

Tackles	7	two times
TFL	3.0	FAU, 2021
Sacks	1.0	two times
FR	1	JMU, 2022
INT	1	two times

### #57 • Latrell Bullard (DL)

Tackles	6	UAB, 2022
TFL	2.0	JMU, 2022

### #93 • Da'Shawn Davis (DL)

Tackles	3	UL, 2022
TFL	2.0	USA, 2022
Sacks	2.0	USA, 2022

### #16 • Tyrell Davis (DB)

Tackles	7	A-State, 2021
TFL	1.0	four times
INT	1	A-State, 2021

### #39 • Reid Dedman (LB)

Tackles	7	JMU, 2022
TFL	1.5	two times
Sack	1.0	two times
FF	1	JMU, 2022
FR	1	FAU, 2020

### #10 • Jalen Denton (DB)

Tackles	1	MSU, 2020*
INT	1	MSU, 2022

\* - some or all at Ole Miss

### #90 • Parker Devine (DL)

Tackles	5	AppSt, 2022
TFL	1.5	USA, 2021
Sack	1.0	three times
FR	1	FAU, 2020

### #2 • Justin Ellis (DL)

Tackles	7	UL, 2022
TFL	2.5	two times
Sacks	2.0	A-State, 2021
FF	1	two times

### #94 • Elhadj Fall (DL)

Tackles	6	UL, 2022
---------	---	----------

### #34 • Jon Ferguson (LB)

Tackles	7	GAST, 2020
---------	---	------------

### #5 • Wylan Free (DB)

Tackles	13	Air Force, 2019*
TFL	0.5	twice*
INT	2	NMSU, 2019*
FR	1	two times*

\* - some or all at Fresno State

### #11 • Kevon Glenn (LB)

Tackles	9	FAU, 2021
TFL	1.0	GAST, 2021
Sack	1.0	GAST, 2021
FF	1	FAU, 2021

### #40 • Jalen Jackson (LB)

Tackles	6	UL, 2022
TFL	0.5	three times
Sacks	0.5	three times
FF	1	Army, 2020
FR	1	two times

### #9 • Khadry Jackson (LB)

Tackles	11	MU, 2022
TFL	1.0	two times
Sacks	1.0	two times
INT	1	USA, 2022

### #53 • Trevon Locke (DL)

Tackles	4	Neb, 2022
---------	---	-----------

### #96 • LJ McCloud (DL)

Tackles	5	ODU, 2022
TFL	1.0	two times
Sacks	1.0	USA, 2022

### #21 • Zyon McGee (LB)

Tackles	5	two times
TFL	1.0	three times
Sacks	0.5	Troy, 2020

### #20 • Seth Robertson (DB)

Tackles	6	three times
---------	---	-------------

### #99 • Kierron Smith (DL)

Tackles	4	AppSt, 2022
TFL	1.0	two times
Sack	1.0	GAST, 2022

### #42 • Dillon Springer (DL)

Tackles	5	two times
TFL	2.0	A-State, 2021
Sacks	1.0	seven times
INT	1	JMU, 2022

### #22 • Marc Stampley II (DB)

Tackles	5	JMU, 2022
INT	1	GAST, 2022

### #45 • MJ Stroud (LB)

Tackles	2	MSU, 2022
---------	---	-----------

### #6 • Najee Thompson (DB)

Tackles	7	MU, 2022
TFL	1.0	GAST, 2022
INT	1	two times

### #92 • Kristian Varner (DL)

Tackles	4	AppSt, 2022
TFL	1.0	WCU, 2020*

\* - some or all at North Carolina

### #27 • Isaac Walker (DL)

Tackles	3	GAST, 2022
TFL	1.0	two times
Sack	1.0	two times
INT	1	MSU, 2022

### #33 • Marques Watson-Trent (LB)

Tackles	16	USA, 2022
TFL	1.5	BSU, 2022
FF	1	CCU, 2022

### #17 • Myzel Williams (DB)

Tackles	3	two times
---------	---	-----------

### #12 • Anthony Wilson (DB)

Tackles	12	GAST, 2020
TFL	2.0	CCU, 2021
Sacks	1.0	two times
INT	1	two times
FF	1	two times

### #23 • Mari Wingard (DB)

Tackles	6	JMU, 2021*
TFL	0.5	twice*
INT	1	three times*
FR	1	URI, 2019*

\* - some or all at Elon

## KICKERS

### #7 • Anthony Beck II (P)

Punts	10	Arkansas, 2021
Long	74	LSU, 2019
I20	4	five times
50+	4	App, 2021
Avg. (2+ Punts)	49.2	GAST, 2021

### #98 • Michael Lantz (PK)

FG Made	2	Illinois, 2019*
FG Att.	2	two times*
Long	40	Auburn, 2020*
Made Streak	4	2019-present*
PAT Made	6	Rutgers, 2019*
PAT Att.	6	two times*
Made Streak	27	2019-20*
Kickoffs	10	MSU, 2022

\* - some or all at Minnesota

### #19 • Alex Raynor (PK)

FG Made	4	TXST, 2020
FG Att.	4	three times
Long	47	AppSt, 2020
Made Streak	9	2022
PAT Made	8	MSU, 2022
PAT Att.	8	MSU, 2022
Made Streak	28	2022
Kickoffs	8	A-State, 2021





## THE LAST TIME IT HAPPENED ...

TEAM	GEORGIA SOUTHERN	OPPONENT
Scored 30-39 Points	11-5-22, South Alabama (31)	11-10-22, Louisiana (36)
Scored 40-49 Points	10-15-22, James Madison (45)	11-26-22, App State (48)
Scored 50-59 Points	11-26-22, App State (51)	8-31-19, LSU (55)
Scored 60-69 Points	10-25-14, at Georgia State (69)	11-7-96, Florida (62)
Scored 70-79 Points	8-31-13, Savannah State (77)	Never
Scored 80+ Points	9-6-14, Savannah State (83)	Never
Scored a Safety	11-23-19, at Arkansas State	10-2-21, Arkansas State
Recorded Multiple Safeties	11-27-10, South Carolina St. (2)	Never
Recorded a Shutout	10-17-20, UMass (41-0)	9-5-15, West Virginia (0-44)
Recorded a First Half Shutout	10-30-21, Georgia State (7-0; GS lost 21-14)	11-27-2021, App State (0-10; GS lost 3-27)
Rushed for 400+ Yards	10-2-21, Arkansas State State (503)	11-4-00, Furman (404)
Rushed for 300-399 Yards	9-4-21, vs. Gardner-Webb (365)	11-26-22, App State (376)
Rushed for 1-50 Yards	10-15-22, James Madison (12)	9-4-21, Gardner-Webb (50)
Rushed for 0 yards or less	Never [lowest is 11 vs. SDSU, 2009]	11-19-09, Western Carolina (-12)
Passed for 400+ Yards	10-15-22, James Madison (578)	10-15-22, James Madison (468)
Passed for 300-399 Yards	11-26-22, App State (385)	10-22-22, Old Dominion (313)
Passed for 1-50 Yards	10-3-20, at ULM (29)	11-21-20, Army (25)
Passed for 0 or less yards	11-23-13, Florida (0) [has happened nine times]	9-11-93, The Citadel (0)
Gained Over 600 Yards Total Offense	9-10-22, Nebraska (642)	11-26-22, App State (629)
Gained 500-599 Yards Total Offense	10-15-22, vs. James Madison (590)	11-19-22, Marshall (529)
Gained Less Than 100 Yards Total Offense	8-31-19, at LSU (98)	10-2-99, VMI (90)
Recorded 25 or More First Downs	11-26-22, App State (27)	11-26-22, App State (25)
Did not convert a third down	9-2-17, at Auburn (0-15)	10-3-19, South Alabama (0-10)
Did not punt in the game	9-6-14, Savannah State	12-10-11, Maine
Was Penalized 100+ Yards	10-2-21, vs. Arkansas State (10-103)	11-15-22, South Alabama (13-118)
Was not penalized in the game	10-26-19, New Mexico State	11-18-18, Coastal Carolina
Defense Intercepted Three Passes	10-15-22, vs. James Madison	9-17-22, UAB
Defense Intercepted Four or More Passes	10-2-21, vs. Arkansas State	10-8-22, Georgia State
Recorded over 40 minutes of possession	11-14-20, Texas State (41:19)	11-14-92, Troy State (43:22)
Blocked multiple extra points	11-5-11, The Citadel (2)	Never
Scored TDs on Offense, Defense and Special Teams	11-16-19, vs. ULM (INT, KO return)	9-24-16, Western Mich. (INT return, kickoff return TD)
Overcame Deficit of 10+ points in 4Q to Win	12-8-12, at Old Dominion (FCS Semifinals) (GS trailed 35-21 in 4th, won 49-35)	10-1-22, Coastal Carolina (GS led 24-14 in 4th, lost 30-34)
Overcame Halftime Deficit to Win	11-26-22, vs. App State (GS trailed 20-17 at Half, won 51-48 in 2OT)	11-5-22, South Alabama (GS led 24-17 at Half, lost 31-38)
Trailed After Three Quarters, Rallied to Win	10-29-20, vs. South Alabama (GS trailed 17-10 at end of 3rd, won 24-17)	11-5-22, South Alabama (GS led 31-24 at end of 3rd, lost 31-38)
Won Game on Final Offensive Play (OT included)	11-26-22, vs. App State (K. Vantrease to E. Archie, 25-yd pass in 2OT to win 51-48)	9-26-20, Louisiana (Nate Snyder 53-yard FG to win 20-18)
Scored To Win on Final Offensive Play Of Regulation	12-15-18, vs. Eastern Michigan (Tyler Bass 40-yard FG to win 23-21)	9-26-20, Louisiana (Nate Snyder 53-yard FG to win 20-18)
Won Game on Final Defensive Play	9-10-22, at Nebraska (45-42) (UNL kicked missed 52-yard field goal as time expired)	10-30-21, Georgia State (21-14) (GS stopped on final play of game at 30-yard line)



## THE LAST TIME IT HAPPENED ...

INDIVIDUAL	GEORGIA SOUTHERN	OPPONENT
75+ Yard Run	Gerald Green (76), 9-25-21, vs. Louisiana	Darius Hoggins (75t), 11-25-17, Louisiana
100-199 Yards Rushing, Game	<b>Jalen White (143), 11-19-22, vs. Marshall</b>	<b>Nate Noel (171), 11-26-22, App State</b>
200+ Yards Rushing, Game	Logan Wright (214), 10-2-21, vs. Arkansas State	<b>La'Danian Webb (247), 11-5-22, South Alabama</b>
300+ Yards Rushing, Game	Jerick McKinnon (316), 12-1-12, vs. Central Arkansas	Louis Ivory (301), 11-4-00, Furman
Three Rushing TDs, Game	Gerald Green, 9-25-21, vs. Louisiana	<b>Nate Noel, 11-26-22, App State</b>
Four Or More Rushing TDs, Game	Favian Upshaw (4), 12-23-15, vs. Bowling Green	<b>La'Danian Webb (4), 11-5-22, South Alabama</b>
80+ Yard Pass Completion	Jayson Foster (81), 9-8-07, vs. West Georgia	K.J. Jefferson (91), 9-18-21, Arkansas
300-399 Yards Passing, Game	<b>Kyle Vantrease (385), 11-26-22, vs. App State</b>	<b>Hayden Wolff (313), 10-22-22, Old Dominion</b>
400+ Yards Passing, Game	<b>Kyle Vantrease (578), 10-15-22, vs. James Madison</b>	<b>Todd Centeio (468), 10-15-22, James Madison</b>
20 Pass Completions, Game	<b>Kyle Vantrease (34), 11-26-22, vs. App State</b>	<b>Hayden Wolff (23), 10-22-22, Old Dominion</b>
Four TD Passes, Game	<b>Kyle Vantrease, 10-15-22, vs. James Madison</b>	N'Kosi Perry, 9-11-21, Florida Atlantic
Five+ TD Passes, Game	Never	Joe Burrow, 8-31-19, LSU
300+ Yards Total Offense, Game	<b>Kyle Vantrease (309), 11-10-22, at Louisiana</b>	<b>Cam Fancher (337), 11-19-22, Marshall</b>
400+ Yards Total Offense, Game	<b>Kyle Vantrease (402), 11-26-22, vs. App State</b>	<b>Todd Centeio (512), 10-15-22, James Madison</b>
10 Receptions, Game	<b>J. Singleton (10)/K. Hood (10), 11-26-22, vs. App State</b>	<b>Jayshon Jackson (10), 9-24-22, Ball State</b>
100-149 Receiving Yards, Game	<b>J. Singleton (133)/K. Hood (103), 11-26-22, vs. App State</b>	<b>Ali Jennings (130), 10-22-22, Old Dominion</b>
150+ Receiving Yards, Game	<b>Amare Jones (164), 10-15-22, vs. James Madison</b>	Jalen Tolbert (174), 10-14-21, South Alabama
Three Receiving TDs, Game	Corey Joyner, 12-12-98, vs. Western Illinois	Tyler Johnson (3), 9-14-19, Minnesota
Same Player Lead Team in Pass/Rush/Receiving	Shai Werts, 12-2-17, at Coastal Carolina	Never
Quarterback Caught Touchdown Pass	Lee Chapple (10 pass from Mitch Williford), 11/14/09, vs. Furman	Never
50+ Yard Field Goal	Tyler Bass (50), 12-15-18, vs. Eastern Michigan	Diego Guajardo (54), 10-29-20, South Alabama
Made Three+ Field Goals, Game	<b>Alex Raynor (3-4), 10-15-22, vs. James Madison</b>	<b>Michael Hughes (4-5), 11-26-22, App State</b>
70+ Yard Punt	Anthony Beck II (74), 8-31-19, at LSU	Joe Davidson (73), 12-23-15, Bowling Green
Returned Kickoff for TD	Monquavion Brinson (42), 11-16-19, vs. ULM	Jalen Virgil (97), 11-27-21, App State
Returned Punt for TD	Tyrell Davis (20), 11-13-21, at Texas State	J-Shun Harris (70), 9-23-17, Indiana
Returned/Recovered Blocked Punt for TD	<b>Joshua Thompson (B &amp; TD), 10-15-22, vs. James Madison</b>	Kenny Haynes (B & TD), 11-13-21, Texas State
Returned Interception for TD	<b>Khadry Jackson (43), 11-5-22, vs. South Alabama</b>	<b>Jordan Toles (50), 9-3-22, Morgan State</b>
Returned Fumble for TD	Derrick Canteen (22), 11-21-20, at Army	Chandon Sullivan (28), 11-4-17, Georgia State
Defense Recovered Fumble in End Zone for TD	Nico Hickey, 10-22-11, vs. Presbyterian	Andre Mason, 12-4-93, Youngstown State
Blocked a Punt	<b>Joshua Thompson, 10-15-22, vs. James Madison</b>	Kenny Haynes, 11-13-21, Texas State
Blocked a Field Goal	Raymond Johnson III, 10-3-19, at South Alabama	<b>Charles Coleman III, 11-5-22, South Alabama</b>
Blocked an Extra Point	Raymond Johnson III, 9-1-18, vs. South Carolina State	<b>Justin Abraham, 10-8-22, Georgia State</b>
Returned Blocked FG for TD	Monquavion Brinson (77), 9-14-19, at Minnesota	Dre Kirkpatrick (55), 11-19-11, Alabama
Returned a Missed FG	Darreion Robinson (59), 11-17-12, at Georgia	Never
PAT Returned for Two Points	Matt Dobson, 12-23-15, vs. Bowling Green	Otha Peters, 11-10-16, Louisiana

## POINT SCORING RECORDS

MOST POINTS SCORED IN	GS	OPPONENT
1ST QUARTER	37, vs. Johnson C. Smith (2004)	28, UMass (2017)
2ND QUARTER	31, vs. Bethune-Cookman (1986)	28, North Carolina (2009), Western Michigan (2016), Ole Miss (2016)
1ST HALF	58, vs. Johnson C. Smith (2004)	48, UMass (2017)
3RD QUARTER	26, vs. St. Francis (2013) *	28, Georgia (2004)
4TH QUARTER	28, vs. Savannah State (2013) *, Morgan State (2022)	27, Texas State (2005)
2ND HALF	49, vs. Savannah State (2013) *	40, Texas State (2005)
OVERTIME	20, The Citadel (2008, 30T), Coastal Carolina (2019, 30T)	17, The Citadel (2008, 30T), Coastal Carolina (2019, 30T)
GAME	84, Johnson C. Smith (2004)	62, Florida (1996)

\* - GS had to vacate these wins due to NCAA sanctions



## LAST 10 SINGLE-GAME PERFORMANCES

### 10 OR MORE TACKLES GAME

PLAYER	DATE	OPP.	TACKLES
Anthony Wilson	Nov. 26, 2022	App State	11
Marques Watson-Trent	Nov. 19, 2022	Marshall	12
Khadry Jackson	Nov. 19, 2022	Marshall	11
Marques Watson-Trent	Nov. 5, 2022	South Alabama	16
Khadry Jackson	Nov. 5, 2022	South Alabama	10
Wylan Free	Oct. 25, 2022	@ Old Dominion	10
Derrick Canteen	Oct. 15, 2022	James Madison	12
Anthony Wilson	Oct. 15, 2022	James Madison	11
Marques Watson-Trent	Oct. 8, 2022	@ Georgia State	13
Wylan Free	Oct. 8, 2022	@ Georgia State	10
Wylan Free	Oct. 1, 2022	@ Coastal Carolina	10
Derrick Canteen	Sept. 24, 2022	Ball State	10
Wylan Free	Sept. 24, 2022	Ball State	10
Khadry Jackson	Sept. 24, 2022	Ball State	10
Marques Watson-Trent	Sept. 24, 2022	Ball State	10
Marques Watson-Trent	Sept. 10, 2022	@ Nebraska	10
Michael Edwards III	Nov. 27, 2021	@ App State	10

### 200-YARD PASSING GAME

PLAYER	DATE	OPP.	PASS YDS
Kyle Vantrease	Nov. 26, 2022	App State	385
Kyle Vantrease	Nov. 19, 2022	Marshall	205
Kyle Vantrease	Nov. 10, 2022	@ Louisiana	325
Kyle Vantrease	Nov. 5, 2022	South Alabama	278
Kyle Vantrease	Oct. 15, 2022	James Madison	578
Kyle Vantrease	Oct. 8, 2022	@ Georgia State	359
Kyle Vantrease	Oct. 1, 2022	@ Coastal Carolina	284
Kyle Vantrease	Sept. 24, 2022	Ball State	310
Kyle Vantrease	Sept. 17, 2022	@ UAB	204
Kyle Vantrease	Sept. 10, 2022	@ Nebraska	409

### 100-YARD RUSHING GAME

PLAYER	DATE	OPP.	RUSH YDS
Jalen White	Nov. 19, 2022	Marshall	143
Jalen White	Oct. 22, 2022	@ Old Dominion	138
Jalen White	Oct. 1, 2022	@ Coastal Carolina	145
Jalen White	Sept. 17, 2022	@ UAB	116
Gerald Green	Sept. 10, 2022	@ Nebraska	132
Logan Wright	Oct. 30, 2021	Georgia State	113
Jalen White	Oct. 2, 2021	Arkansas State	157
Logan Wright	Oct. 2, 2021	Arkansas State	214
Gerald Green	Sept. 25, 2021	Louisiana	182
Logan Wright	Sept. 4, 2021	Gardner-Webb	177

### 200-YARD RUSHING GAME

PLAYER	DATE	OPP.	RUSH YDS
Logan Wright	Oct. 2, 2021	Arkansas State	214
Matt Breida	Oct. 29, 2015	Texas State	205
Matt Breida	Nov. 15, 2014	@ Navy	210
Matt Breida	Oct. 25, 2014	@ Georgia State	201
Jerick McKinnon	Dec. 1, 2012	Central Arkansas	316
Dominique Swope	Dec. 3, 2011	Old Dominion	255
Jayson Foster	Nov. 3, 2007	@ Wofford	279
Jayson Foster	Sept. 22, 2007	Chattanooga	210
Lamar Lewis	Sept. 15, 2007	@ Coastal Carolina	206
Jayson Foster	Sept. 15, 2007	@ Coastal Carolina	253

### 100-YARD RECEIVING GAME

PLAYER	DATE	OPP.	REC YDS
Jeremy Singleton	Nov. 26, 2022	App State	133
Khaleb Hood	Nov. 26, 2022	App State	103
Amare Jones	Oct. 15, 2022	James Madison	164
Khaleb Hood	Oct. 15, 2022	James Madison	131
Jeremy Singleton	Oct. 15, 2022	James Madison	108
Khaleb Hood	Oct. 8, 2022	@ Georgia State	122
Jeremy Singleton	Oct. 8, 2022	@ Georgia State	102
Derwin Burgess Jr.	Sept. 24, 2022	Ball State	133
Derwin Burgess Jr.	Sept. 10, 2022	@ Nebraska	119
Derwin Burgess Jr.	Nov. 13, 2021	@ Texas State	134
Khaleb Hood	Oct. 31, 2021	Georgia State	107
Wesley Kennedy III	Sept. 26, 2020	@ Louisiana	105
Wesley Fields	Nov. 10, 2018	Troy	138
BJ Johnson III	Dec. 3, 2016	Troy	129
BJ Johnson III	Nov. 10, 2016	Louisiana	127

### EIGHT OR MORE RECEPTIONS GAME

PLAYER	DATE	OPP.	REC
Jeremy Singleton	Nov. 26, 2022	App State	10
Khaleb Hood	Nov. 26, 2022	App State	10
Jeremy Singleton	Nov. 19, 2022	Marshall	8
Derwin Burgess Jr.	Nov. 5, 2022	South Alabama	8
Khaleb Hood	Oct. 15, 2022	James Madison	8
Khaleb Hood	Oct. 8, 2022	@ Georgia State	11
Derwin Burgess Jr.	Sept. 10, 2022	@ Nebraska	12
Jeremy Singleton	Sept. 10, 2022	@ Nebraska	9
Malik Henry	Nov. 4, 2017	Georgia State	8
BJ Johnson III	Nov. 10, 2016	Louisiana	8
Adam Urbano	Nov. 7, 2009	@ Samford	9
Darreon Robinson	Sept. 12, 2009	@ South Dakota State	9

### 200-YARD ALL-PURPOSE GAME

PLAYER	DATE	OPP.	A-P YDS
Logan Wright	Oct. 2, 2021	Arkansas State	214
Wesley Kennedy III	Nov. 19, 2019	New Mexico State	222
Myles Campbell	Oct. 21, 2017	@ UMass	233
Derek Keaton	Dec. 5, 2015	Georgia State	201
Matt Breida	Oct. 29, 2015	Texas State	215
Matt Breida	Nov. 15, 2014	@ Navy	221
Matt Breida	Oct. 25, 2014	@ Georgia State	201
Jerick McKinnon	Oct. 12, 2013	The Citadel	208
Jerick McKinnon	Oct. 5, 2013	@ Samford	227
Jerick McKinnon	Dec. 1, 2012	Central Arkansas	316

### 300-YARD TOTAL OFFENSE GAME

PLAYER	DATE	OPP.	TOT. YDS
Kyle Vantrease	Nov. 26, 2022	App State	402
Kyle Vantrease	Nov. 10, 2022	@ Louisiana	309
Kyle Vantrease	Oct. 15, 2022	James Madison	576
Kyle Vantrease	Oct. 8, 2022	@ Georgia State	357
Kyle Vantrease	Sept. 24, 2022	Ball State	325
Kyle Vantrease	Sept. 10, 2022	@ Nebraska	416
Kyle Vantrease	Sept. 3, 2022	Morgan State	371
Justin Tomlin	Oct. 31, 2021	Georgia State	311
Shai Werts	Nov. 23, 2019	@ Arkansas State	326
Kevin Ellison	Aug. 30, 2014	@ NC State	300





# TEAM RECORDS BY ERA

MOST	ALL GAMES	HOME	ROAD	SUN BELT GAMES	FBS ERA	PLAYOFFS/BOWLS
POINTS	84, vs. Johnson C. Smith, 2004	84, vs. Johnson C. Smith, 2004	69, at Georgia St., 2014	69, at Georgia St., 2014	83, vs. Savannah St., 2014	72, vs. Northern Arizona, 1999
POINTS/QUARTER	37, vs. Johnson C. Smith, 2004	37, vs. Johnson C. Smith, 2004	28, Three Times	21, 10 Times	28, vs. Morgan St., 2022	35, vs. Florida A&M, 1997
POINTS/HALF	58, vs. Johnson C. Smith, 2004	58, vs. Johnson C. Smith, 2004	44, at The Citadel, 1998	42, at Georgia St., 2014	48, vs. Savannah St., 2014	42, vs. Florida A&M, 1997
TOUCHDOWNS	12, Twice	12, Twice	10, at Georgia St., 2014	10, at Georgia St., 2014	12, vs. Savannah St., 2014	10, vs. Northern Arizona, 1999
RUSH ATTEMPTS	80, vs. Furman, 2005	80, vs. Furman, 2005	79, at Western Carolina, 2012	71, vs. ULM, 2016	71, vs. ULM, 2016	77, vs. South Carolina St., 2010
RUSHING YARDS	655, vs. Glenville St., 1994	655, vs. Glenville St., 1994	602, at Old Dominion, 2012	613, at Georgia St., 2014	613, at Georgia St., 2014	638, vs. Youngstown St., 1999
RUSHING TDS	11, Two Times	11, Two Times	10, at Georgia St., 2014	10, at Georgia St., 2014	10, Twice	8, vs. Northern Arizona, 1999
PASS ATTEMPTS	64, vs. James Madison, 2022	64, vs. James Madison, 2022	57, at Furman, 2008	64, vs. James Madison, 2022	64, vs. James Madison, 2022	37, vs. Furman, 1985
PASS COMPLETIONS	40, at Furman, 2008	38, vs. James Madison, 2022	40, at Furman, 2008	38, vs. James Madison, 2022	38, vs. James Madison, 2022	23, vs. Furman, 1985
PASSING YARDS	578, vs. James Madison, 2022	578, vs. James Madison, 2022	419, vs. Furman, 1985	578, vs. James Madison, 2022	578, vs. James Madison, 2022	419, vs. Furman, 1985
INT THROWN	6, at ETSU, 1984	3, Three Times	6, at ETSU, 1984	4, at Georgia State, 2022	4, Two Times	3, Two Times
PASSING TDS	4, Five Times	4, Four Times	4, vs. Furman, 1985	4, vs. James Madison, 2022	4, Two Times	4, Two Times
TOTAL OFFENSE	732, vs. Western Carolina, 1999	732, vs. Western Carolina, 1999	685, at ETSU, 1999	660, at Georgia St., 2014	684, vs. Savannah St., 2014	659, vs. Northern Arizona, 1999
TOTAL PLAYS	103, at East Carolina, 1984	96, vs. Samford, 1990	103, at East Carolina, 1984	88, vs. ULM, 2016	88, vs. ULM, 2016	86, vs. Massachusetts, 1998
FIELD GOALS	5, Twice	5, vs. Furman, 2003	5, at The Citadel, 1994	4, Two Times	4, Three Times	4, Two Times
FIELD GOAL ATTEMPTS	7, at The Citadel, 1994	6, vs. Furman, 2004	7, at The Citadel, 1994	4, Four Times	5, vs. Maine, 2019	4, vs. Florida A&M, 2001
FIRST DOWNS	35, vs. Savannah St., 2013	35, vs. Savannah St., 2013	35, at East Carolina, 1984	30, at Georgia St., 2014	34, Two Times	32, vs. Old Dominion, 2012
FIRST DOWNS RUSHING	31, Twice	31, vs. Glenville St., 1994	31, at Western Carolina, 2012	28, at Georgia St., 2014	28, at Georgia St., 2014	29, vs. Old Dominion, 2012
FIRST DOWNS PASSING	25, vs. James Madison, 2022	25, vs. James Madison, 2022	21, at Nebraska, 2022	25, vs. James Madison, 2022	25, vs. James Madison, 2022	18, vs. Furman, 1985
FUMBLES	9, Three Times	7, Twice	9, Three Times	7, Coastal Carolina, 2021	7, Coastal Carolina, 2021	6, Three Times
FUMBLES LOST	6, vs. Massachusetts, 1998	5, vs. Central Florida, 1983	6, vs. Massachusetts, 1998	3, Three Times	3, Six Times	6, vs. Massachusetts, 1998
PENALTIES	19, vs. Johnson C. Smith, 2000	19, vs. Johnson C. Smith, 2000	16, at Elon, 2003	14, vs. ULM, 2016	14, vs. ULM, 2016	14, vs. Nicholls St., 1986
PENALTY YARDS	179, Twice	179, vs. Johnson C. Smith, 2000	179, at Elon, 2003	136, vs. ULM, 2016	136, vs. ULM, 2016	106, vs. North Carolina A&T, 1986
PUNTS	11, Three Times	11, vs. Jacksonville St., 1992	11, Two Times	8, Five Times	11, at Auburn, 2017	9, Two Times
PUNT RETURNS	10, at VMI, 1993	9, Twice	10, at VMI, 1993	4, Four Times	5, vs. Savannah St., 2014	7, vs. Youngstown St., 1999
PUNT RETURN YARDS	143, vs. Chattanooga, 2001	143, vs. Chattanooga, 2001	131, at VMI, 1993	111, vs. South Alabama, 2015	111, vs. South Alabama, 2015	99, vs. Youngstown St., 1999
KICKOFF RETURNS	9, Two Times	7, Three Times	9, Two Times	7, Three Times	9, vs. Navy, 2014	9, vs. Massachusetts, 1998
KO RETURN YARDS	239, at Navy, 2014	170, vs. Elon, 2008	239, at Navy, 2014	174, New Mexico St., 2017	239, at Navy, 2014	169, vs. Massachusetts, 1998
INT CAUGHT	7, Twice	7, Twice	5, Twice	4, Three Times	4, Four Times	4, Two Times
INT RETURN YARDS	142, vs. Chattanooga, 2001	142, vs. Chattanooga, 2001	104, at Central Florida, 1990	100, at Texas St., 2014	100, at Texas St., 2014	60, Two Times
POSSESSION TIME	43:08, vs. Newberry, 1983	43:08, vs. Newberry, 1983	42:55, at Troy, 2015	42:55, at Troy, 2015	42:55, at Troy, 2015	42:24, vs. Maine, 2011
DEFENSIVE TDS	3, vs. Florida A&M, 20001	3, vs. Florida A&M, 20001	2, Twice	1, Six Times	1, Nine Times	3, vs. Florida A&M, 2001
NON-OFFENSE TDS	3, Three Times	3, Twice	3, at Chattanooga, 1994	1, 15 Times	2, Four Times	3, vs. Florida A&M, 2001
RUSH YARDS ALLOWED	415, vs. Miami, 1994	323, vs. Eastern Kentucky, 1993	415, at Miami, 1994	343, at Arkansas St., 2016	394, at Navy, 2014	343, vs. Arkansas St., 1986
PASS YARDS ALLOWED	527, at Bethune-Cookman, 1984	481, vs. Nicholls St., 1986	527, at Bethune-Cookman, 1984	468, vs. James Madison, 2022	468, vs. James Madison, 2022	481, vs. Nicholls St., 1986
TOTAL OFF. ALLOWED	712, at Appalachian St., 2009	675, vs. James Madison, 2022	712, at Appalachian St., 2009	675, vs. James Madison, 2022	675, vs. James Madison, 2022	629, at Montana, 1995
PASS ATT. AGAINST	66, at Bethune-Cookman, 1984	63, vs. Florida A&M, 1997	66, at Bethune-Cookman, 1984	60, Arkansas State, 2021	60, Arkansas State, 2021	63, vs. Florida A&M, 1997
PASS COMP. ALLOWED	42, at Montana, 1995	38, Arkansas St., 2018	42, at Montana, 1995	38, Arkansas St., 2018	38, Arkansas St., 2018	42, at Montana, 1995
FEWEST	ALL GAMES	HOME	ROAD	SUN BELT GAMES	FBS	POSTSEASON
POINTS	0, Five Times	0, vs. Troy, 1992	0, Four Times	3, App State, 2021	0, at West Virginia, 2015	0, Twice
FIRST DOWNS	5, Two Times	8, vs. Florida A&M, 1992	5, Two Times	9, Three Times	7, at Clemson, 2018	5, at Montana, 1995
TOTAL OFFENSE	54, at Miami, 1994	159, vs. App State, 2016	54, at Miami, 1994	159, vs. App State, 2016	78, at Auburn, 2017	91, vs. Montana, 1995
RUSHING ATTEMPTS	16, vs. James Madison, 2022	16, vs. James Madison, 2022	19, at Furman, 2008	16, vs. James Madison, 2022	16, vs. James Madison, 2022	40, vs. Furman, 1985
RUSHING YARDS	11, at South Dakota St., 2009	12, vs. James Madison, 2022	11, at South Dakota St., 2009	12, vs. James Madison, 2022	12, vs. James Madison, 2022	70, vs. Montana, 1995
PASS ATTEMPTS	0, vs. Wofford, 2012	0, Two Times	3, Three Times	3, Two Times	3, Two Times	3, vs. Maine, 2002
PASS COMPLETIONS	0, Nine Times	0, Five Times	0, Four Times	1, Two Times	1, Two Times	1, Three Times
PASSING YARDS	0, Ten Times	0, Six Times	0, Four Times	31, vs. Texas St., 2015	3, vs. New Mexico St., 2019	17, vs. Youngstown St., 1999
PENALTIES	0, Three Times	0, Two Times	0, at Delaware, 1997	1, Two Times	0, vs. New Mexico State, 2019	0, at Delaware, 1997
PENALTY YARDS	0, Three Times	0, Two Times	0, at Delaware, 1997	5, vs. App State, 2020	0, vs. New Mexico State, 2019	0, at Delaware, 1997
PUNTS	0, Ten Times	0, Nine Times	0, at South Florida, 1997	1, Six Times	0, vs. Savannah St., 2014	0, vs. Old Dominion, 2011
POSSESSION TIME	16:38, vs. Troy, 1992	16:38, vs. Troy, 1992	21:36, at Army, 2020	22:06, vs. App State, 2016	21:36, at Army, 2020	21:28, vs. Eastern Kentucky, 2002
RUSH YARDS ALLOWED	-12, vs. Western Carolina, 2009	-12, vs. Western Carolina, 2009	5, at Samford, 1989	19, vs. ULM, 2014	19, vs. ULM, 2014	51, vs. Central Florida, 1990
PASS YARDS ALLOWED	0, at The Citadel, 1993	0, vs. The Citadel, 1993	7, at The Citadel, 1994	13, vs. Troy, 2014	13, vs. Troy, 2014	11, vs. The Citadel, 1990
TOTAL OFF. ALLOWED	55, vs. South Carolina St., 1988	55, vs. South Carolina St., 1988	90, at VMI, 1999	136, vs. South Alabama, 2015	114, vs. Savannah St., 2016	163, vs. The Citadel, 1990
PASS COMP. AGAINST	0, vs. The Citadel, 1993	0, vs. The Citadel, 1993	1, two times	4, vs. Troy, 2014	1, at Army West Point, 2020	2, vs. The Citadel, 1990
PASS ATT. ALLOWED	1, at Army West Point, 2020	4, vs. The Citadel, 1993	1, at Army West Point, 2020	11, vs. Troy, 2014	1, at Army West Point, 2020	6, vs. The Citadel, 1990

**HIGHEST TOTAL OFFENSE GAMES (BY GS)**

<b>576 (578 P, -2 R) Kyle Vantrease vs. James Madison</b> .....	<b>2022</b>
509 (419 P, 90 R) Tracy Ham vs. Furman .....	1985
486 (306 P, 180 R) Tracy Ham vs. Arkansas State .....	1986
458 (403 P, 55 R) Tracy Ham vs. East Carolina .....	1984

**HIGHEST TOTAL OFFENSE GAMES (BY OPPONENT)**

539 (469 P, 70 R) Otteman Sampson of Florida A&M .....	1997
527 (527 P, 0 R) Bernard Hawk of Bethune-Cookman .....	1984
526 (400 P, 126 R) Barrick Nealy of Texas State .....	2005
<b>512 (468 P, 44 R) Todd Centeio of James Madison</b> .....	<b>2022</b>

**MOST YARDS RUSHING (BY GS)**

333 (32 carries) Adrian Peterson vs. UMass .....	1999
316 (34 carries) Jerick McKinnon vs. Central Arkansas .....	2012
280 (24 carries) Joe Ross vs. Marshall .....	1989
279 (28 carries) Jayson Foster vs. Marshall .....	2007

**MOST YARDS RUSHING (BY OPPONENT)**

301 (33 carries) Louis Ivory of Furman .....	2000
277 (30 carries) Keenan Reynolds of Navy .....	2014
<b>247 (35 carries) La'Danian Webb of South Alabama</b> .....	<b>2022</b>
244 (35 carries) Marcel Shipp of UMass .....	1998

**MOST RUSHING ATTEMPTS (BY GS)**

36 (101 yards) Jaybo Shaw vs. Furman .....	2010
35 (182 yards) Jerick McKinnon vs. The Citadel .....	2010
34 (63 yards) Charles Bostick vs. Eastern Kentucky .....	1991
34 (316 yards) Jerick McKinnon vs. Central Arkansas .....	2012
34 (198 yards) Adrian Peterson vs. Delaware .....	2000

**MOST RUSHING ATTEMPTS (BY OPPONENT)**

37 (170 yards) Brandon Walker of ETSU .....	1996
<b>35 (247 yards) La'Danian Webb of South Alabama</b> .....	<b>2022</b>
35 (121 yards) Tyhier Tyler of Army West Point .....	2020
35 (244 yards) Marcel Shipp of UMass .....	1998
35 (150 yards) Donovan Johnson of Wofford .....	2013
35 (157 yards) Chris Parker of Marshall .....	1994

**MOST RUSHING TOUCHDOWNS (BY GS)**

6, Jayson Foster (qb) at Coastal Carolina .....	2007
5, Adrian Peterson (rb) vs. Massachusetts .....	1999
5, Adrian Peterson (rb) at The Citadel .....	1998
5, Gerald Harris (rb) vs. N. Carolina A&T .....	1986

**MOST RUSHING TOUCHDOWNS (BY OPPONENT)**

6, Keenan Reynolds (qb) of Navy .....	2014
<b>4, La'Danian Webb (rb) of South Alabama</b> .....	<b>2022</b>
<b>4, DeWayne McBride (rb) of UAB</b> .....	<b>2022</b>
4, Ken Simonton of Oregon State .....	1999
4, John Bagwell of Furman .....	1985

**HIGHEST PASSING GAMES (BY GS)**

<b>578 (38 of 64) Kyle Vantrease vs. James Madison</b> .....	<b>2022</b>
419 (23 of 37) Tracy Ham vs. Furman .....	1985
<b>409 (37 of 56) Kyle Vantrease at Nebraska</b> .....	<b>2022</b>
403 (26 of 52) Tracy Ham vs. East Carolina .....	1984

**HIGHEST PASSING GAMES (BY OPPONENT)**

527 (40 of 66) Bernard Hawk of Bethune-Cookman .....	1984
495 (23 of 42) Andy Summerlin of Samford .....	2013
469 (37 of 63) Otteman Sampson of Florida A&M .....	1997
<b>468 (28 of 43) Todd Centeio of James Madison</b> .....	<b>2022</b>

**MOST PASSING ATTEMPTS (BY GS)**

<b>64 (38 for 578) Kyle Vantrease vs. James Madison</b> .....	<b>2022</b>
<b>56 (37 for 409) Kyle Vantrease at Nebraska</b> .....	<b>2022</b>
56 (39 for 323 yards) Lee Chapple vs. Furman .....	2008
52 (26 for 403 yards) Tracy Ham vs. East Carolina .....	1984

**MOST PASSING ATTEMPTS (BY OPPONENT)**

66 (40 for 527 yards) Bernard Hawk of Bethune-Cookman .....	1984
63 (37 for 469 yards) Otteman Sampson of Florida A&M .....	1997
57 (32 for 391 yards) Chip Stewart of Gardner-Webb .....	1982
57 (24 for 315) Darin Slack of UCF .....	1987

**MOST PASSING COMPLETIONS (BY GS)**

39 (of 56, 323 yards) Lee Chapple vs. Furman .....	2008
<b>38 (of 64, 578 yards) Kyle Vantrease vs. James Madison</b> .....	<b>2022</b>
<b>37 (of 56, 409 yards) Kyle Vantrease at Nebraska</b> .....	<b>2022</b>
<b>34 (of 51, 385 yards) Kyle Vantrease vs. App State</b> .....	<b>2022</b>
30 (of 43, 259 yards) Lee Chapple vs. Albany .....	2009
<b>30 (of 49, 359 yards) Kyle Vantrease at Georgia State</b> .....	<b>2022</b>

**MOST PASSING COMPLETIONS (BY OPPONENT)**

40 (of 66, 527 yards) Bernard Hawk of Bethune-Cookman .....	1984
38 (of 50, 376 yards) Justice Hansen of Arkansas State .....	2018
37 (of 63, 469 yards) Otteman Sampson of Florida A&M .....	1997
37 (of 46, 408 yards) Dave Dickerson of Montana .....	1995

**MOST PASSING TOUCHDOWNS (BY GS)**

<b>4 (38-64, 578 yards) Kyle Vantrease vs. James Madison</b> .....	<b>2022</b>
<b>4 (29-46, 367 yards) Kyle Vantrease vs. Morgan State</b> .....	<b>2022</b>
4 (10-13, 160 yards) Greg Hill vs. Western Illinois .....	1998
4 (6-8, 156 yards) Chaz Williams vs. Elon .....	2004
4 (23-37, 419 yards) Tracy Ham vs. Furman .....	1985

**MOST PASSING TOUCHDOWNS (BY OPPONENT)**

5 (17-27, 289 yards) Ryan Berry of South Dakota State .....	2005
5 (25-44, 341 yards) Taylor Heinicke of Old Dominion .....	2011
5 (23-27, 278 yards) Joe Burrow of LSU .....	2019
<b>4 many times, last by N'Kosi Perry of Florida Atlantic (2021)</b>	

**MOST POINTS SCORED (BY GS)**

36 (6 TDs) Jayson Foster at Coastal Carolina .....	2007
32 (5 TDs, 2 PXT) Adrian Peterson vs. UMass .....	1999
30 (5 TDs) Adrian Peterson vs. VMI .....	2000
30 (5 TDs) Adrian Peterson vs. The Citadel .....	1998
30 (5 TDs) Gerald Harris vs. North Carolina A&T .....	1986

**MOST POINTS SCORED (BY GS KICKER)**

18 (6 PAT, 4 FGs) Scott Shelton vs. Florida A&M .....	2001
17 (5 FG, 2 PAT) Sean Holland vs. Furman .....	2003
16 (4 PAT, 4 FG) Alex Raynor vs. Texas State .....	2020
16 (4 PAT, 4 FG) Tim Foley vs. Arkansas State .....	1986

**MOST POINTS SCORED (BY OPPONENT)**

36 (6 TDs) Keenan Reynolds of Navy .....	2014
<b>24 (4 TDs) La'Danian Webb of South Alabama</b> .....	<b>2022</b>
<b>24 (4 TDs) DeWayne McBride of UAB</b> .....	<b>2022</b>
24 (4 TDs) John Bagwell of Furman .....	1985
24 (4 TDs) Ken Simonton of Oregon State .....	1999
24 (4 TDs) Donovan Harden of Georgia State .....	2014
<b>18 points numerous times, last by Kenneth Almandares of Louisiana (2022)</b>	

**MOST RECEPTIONS (BY GS)**

<b>12 (119 yards) Derwin Burgess Jr. at Nebraska</b> .....	<b>2022</b>
<b>11 (120 yards) Khaleb Hood at Georgia State</b> .....	<b>2022</b>
<b>10 (133 yards) Jeremy Singleton vs. App State</b> .....	<b>2022</b>
<b>10 (103 yards) Khaleb Hood vs. App State</b> .....	<b>2022</b>
10 (102 yards) Raja Andrews vs. The Citadel .....	2008
10 (114 yards) Raja Andrews vs. Samford .....	2008

**MOST RECEPTIONS (BY OPPONENT)**

15 (202 yards) Scott Dahlquist of Idaho .....	1990
15 (222 yards) Leon Gonzalez of Bethune-Cookman .....	1984
13 many times, last by Daniel Braverman of Western Michigan .....	2015

**MOST RECEIVING YARDAGE (BY GS)**

191 (7 receptions) Reggie McCutcheon vs. Elon .....	2006
170 (7 receptions) Deryl Belser vs. James Madison .....	1991
<b>164 (7 receptions) Amare Jones vs. James Madison</b> .....	<b>2022</b>
153 (3 receptions) Corey Joyner vs. Valdosta State .....	1997

**MOST RECEIVING YARDAGE (BY OPPONENT)**

231 (7 receptions) Sean Price of App State .....	2012
222 (15 receptions) Leon Gonzalez of Bethune-Cookman .....	1984
212 (8 receptions) Eddie Cohen of Western Carolina .....	2007
207 (8 receptions) Jerome Simpson of Coastal Carolina .....	2006

**TOTAL OFFENSE (BY GS)**

732 vs. Western Carolina .....	1999
719 vs. Glenville State .....	1994
694 vs. Western Carolina .....	2011
685 vs. ETSU .....	1999
684 vs. Savannah State .....	2014
684 vs. Western Carolina .....	2012

**TOTAL OFFENSE (BY OPPONENT)**

712 by App State .....	2009
<b>675 by James Madison .....</b>	<b>2022</b>
670 by UMass .....	2017
658 by Florida .....	1996
651 by Samford .....	2013

**TOTAL PLAYS (BY GS)**

103 vs. East Carolina .....	1984
96 vs. Samford .....	1990
93 vs. UCF .....	1987
89 vs. Western Carolina .....	2008
88 vs. ULM .....	2016

**TOTAL PLAYS (BY OPPONENT)**

100 by Bethune-Cookman .....	1984
97 by Florida A&M .....	2001
95 by The Citadel .....	2008
95 by Howard .....	2012
93 by Texas State .....	2014

**RUSHING ATTEMPTS (BY GS)**

80 vs. Furman .....	2005
79 vs. Western Carolina .....	2012
77 vs. South Carolina State .....	2010
76 vs. App State .....	2001
76 vs. South Dakota State .....	2005
76 vs. Chattanooga .....	2012

**RUSHING ATTEMPTS (BY OPPONENT)**

73 by Army West Point .....	2020
71 by Wofford .....	2008
68 by Troy .....	1992
68 by Youngstown State .....	1991
67 by Wofford .....	2013

**RUSHING YARDS (BY GS)**

665 vs. Glenville State .....	1994
638 vs. Youngstown State .....	1999
634 vs. Western Carolina .....	2011
614 vs. Western Carolina .....	2012
613 vs. Georgia State .....	2014

**RUSHING YARDS (BY OPPONENT)**

415 by Miami (FL) .....	1994
404 by Furman .....	2000
394 by Navy .....	2014
359 by App State .....	2007
355 by Wofford .....	1982

**RUSHING TOUCHDOWNS (BY GS)**

11 vs. Johnson C. Smith .....	2004
10 vs. Savannah State .....	2013
10 vs. Savannah State .....	2014
9 vs. Glenville State .....	2014
9 vs. Georgia State .....	2014
9 vs. Fayetteville State .....	1999

**RUSHING TOUCHDOWNS (BY OPPONENT)**

6 by Florida .....	1996
6 by Miami (FL) .....	1994
6 by Navy .....	2014
5 by Furman .....	1985
5 by Coastal Carolina .....	2007
5 by UMass .....	1998

**PASSING ATTEMPTS (BY GS)**

<b>64 vs. James Madison .....</b>	<b>2022</b>
57 vs. Furman .....	2008
<b>56 at Nebraska .....</b>	<b>2022</b>
54 vs. South Dakota State .....	2009
<b>53 at Louisiana .....</b>	<b>2022</b>

**PASSING ATTEMPTS (BY OPPONENT)**

67 by Bethune-Cookman .....	1984
63 by Florida A&M .....	1997
60 by Arkansas State .....	2021
60 by Chattanooga .....	1994
58 by UCF .....	1987
57 by UCF .....	1987
57 by Western Carolina .....	2003

**PASSING COMPLETIONS (BY GS)**

40 vs. Furman .....	2008
<b>38 vs. James Madison .....</b>	<b>2022</b>
<b>37 at Nebraska .....</b>	<b>2022</b>
<b>34 vs. App State .....</b>	<b>2022</b>
31 vs. Samford .....	2009
31 vs. South Dakota State .....	2009

**PASSING COMPLETIONS (BY OPPONENT)**

42 by Montana .....	1995
40 by Bethune-Cookman .....	1984
39 by Chattanooga .....	1994
38 by Arkansas State .....	2018
37 by Florida A&M .....	1997

**PASSING YARDS (BY GS)**

<b>578 vs. James Madison .....</b>	<b>2022</b>
419 vs. Furman .....	1985
<b>409 at Nebraska .....</b>	<b>2022</b>
403 vs. East Carolina .....	1984
<b>385 vs. App State .....</b>	<b>2022</b>

**PASSING YARDS (BY OPPONENT)**

527 by Bethune-Cookman .....	1984
495 by Samford .....	2013
481 by Nicholls State .....	1986
469 by Florida A&M .....	1997
<b>468 by James Madison .....</b>	<b>2022</b>

**PASSING TOUCHDOWNS (BY GS)**

<b>4 vs. James Madison .....</b>	<b>2022</b>
<b>4 vs. Morgan State .....</b>	<b>2022</b>
4 vs. Elon .....	2004
4 vs. Western Illinois .....	1998
4 vs. Furman .....	1985
<b>3 many times, last vs. App State .....</b>	<b>2022</b>

**PASSING TOUCHDOWNS (BY OPPONENT)**

5 by Georgia .....	2012
5 by LSU .....	2019
5 by Old Dominion .....	2011
5 by South Dakota State .....	2005
4 many times, last by Arkansas State .....	2021

**INTERCEPTIONS (BY GS)**

7 vs. Savannah State .....	1991
7 vs. Chattanooga .....	1986
5 vs. Stephen F. Austin .....	1989
5 vs. UCF .....	1984
5 vs. Newberry .....	1984
5 vs. Presbyterian .....	1984
5 vs. Nicholls State .....	1986

**INTERCEPTIONS (BY OPPONENT)**

6 by ETSU .....	1984
5 by Middle Tennessee .....	1988
<b>4 by Georgia State .....</b>	<b>2022</b>
4 by West Virginia .....	2015
4 by Western Carolina .....	2008
4 by North Carolina .....	2009





## LONGEST GEORGIA SOUTHERN PLAYS

## ALL PLAYS

	Yds.	Name	Play	Opponent, Date
1.	100t	Matt Dobson	Interception Return	at Texas State, 11/8/14
	100t	Corey Joyner	Kickoff Return	at East Tennessee State, 11/1/97
3.	99t	Laron Scott	Kickoff Return	at Samford, 9/3/11
4.	98t	Ryan Hadden	Interception Return	vs. Chattanooga, 9/25/99
5.	97t	Rodney Oglesby	Fumble Return	vs. Valdosta State, 9/1/90
6.	96t	Melvin Bell	Kickoff Return	at Valdosta State, 11/19/83
7.	95t	Laron Scott	Kickoff Return	at Alabama, 11/19/11
	95t	Hugo Rossignol	Interception Return	vs. Mars Hill, 11/12/83
9.	94t	Samair Baker	Kickoff Return	vs. Elon, 9/20/08
	94t	James Banks	Kickoff Return	vs. William & Mary, 9/6/97
	94t	Chris Wright	Kickoff Return	at Furman, 9/26/92
	94t	Jayson Foster	Punt Return	vs. App State, 10/16/04
13.	93t	Ant Williams	Kickoff Return	vs. App State, 10/19/02
	93t	Dreck Cooper	Interception Return	vs. Chattanooga, 9/22/01
15.	92t	Mark Myers	Rush	vs. App State, 10/19/02
16.	91t	Terence McBride	Interception Return	at East Tennessee State, 11/1/03
	91t	Adrian Peterson	Rush	vs. East Tennessee State, 10/31/98

## LONGEST RUN FROM SCRIMMAGE

	Yds.	Name	Pos.	Cl.	Opponent, Date
1.	92t	Mark Myers	SB	Sr.	vs. App State, 10/19/02
2.	91t	Adrian Peterson	RB	RFr.	vs. East Tennessee State, 10/31/98
3.	88t	Matt Breida	RB	So.	at Navy, 11/15/14
4.	87t	Matt Breida	RB	Jr.	vs. The Citadel, 9/19/15
	87t	Jerick McKinnon	QB	Jr.	vs. Howard, 11/10/12
6.	85t	Chris Wright	SB	Sr.	at Western Carolina, 10/8/94
7.	84t	Ant Williams	WR	So.	vs. Johnson C. Smith, 9/9/00
8.	83t	Matt Breida	RB	RJr.	at Idaho, 9/26/15
	83t	Ezayi Youyouite	QB	RFr.	vs. Western Carolina, 9/24/11
	83t	Jayson Foster	WR	Jr.	at Furman, 11/11/06
11.	82t	Dominique Swope	RB	Fr.	at Alabama, 11/17/11
	82t	Jayson Foster	QB	Sr.	at Wofford, 11/3/07
13.	80t	Favian Upshaw	QB	Jr.	vs. Bowling Green, 12/23/15
	80t	Ean Days	RB	Sr.	vs. Savannah State, 9/6/14
	80t	Robert Brown	RB	Fr.	at Western Carolina, 11/13/10
	80t	Jayson Foster	QB	Sr.	vs. The Citadel, 10/27/07
	80t	Jayson Foster	QB	Fr.	vs. Johnson C. Smith, 9/11/04
18.	79t	Ezayi Youyouite	QB	RSo.	vs. Jacksonville, 9/1/12
19.	78t	Darreon Robinson	AB	So.	vs. Wofford, 10/9/10
	78t	Johnathan Bryant	AB	Jr.	vs. Elon, 9/22/12
	78t	Jermaine Austin	RB	So.	at East Tennessee State, 11/1/03
	78t	Marlow Warthen	SB	Jr.	at Furman, 11/5/94

## PASSING COMPLETION

	Yds.	Receiver	Passer	Opponent, Date
1.	85t	Jayson Foster	Travis Clark	at The Citadel, 10/28/06
2.	82t	Teddy Craft	Darius Smiley	at Elon, 10/1/05
3.	81t	Michael McIntosh	Jayson Foster	vs. West Georgia, 9/8/07
4.	80t	T.J. Anderson	Trey Hunter	vs. Chattanooga, 9/27/03
	80t	Corey Joyner	Greg Hill	vs. Chattanooga, 9/26/98
	80t	Earthwind Moreland	Greg Hill	vs. Liberty, 11/16/96
7.	79t	Ricky Harris	Tracy Ham	vs. Arkansas State, 12/20/86
	79t	Carl Kearney	Chaz Williams	vs. The Citadel, 10/26/02
9.	78t	Dexter Carter Jr.	Miller Mosley	vs. App State, 12/12/20

## FIELD GOAL

	Yds.	Name	Cl.	Opponent, Date
1.	63	Tim Foley (Q3, 0:46)	Sr.	vs. James Madison, 11/7/87
2.	60	David Cool (Q2, 10:16)	Fr.	at James Madison, 11/5/88
3.	57	Chris Chambers (Q2, 0:00)	Sr.	at Oregon State, 9/18/99
	57	Tim Foley (Q2, 0:14)	Sr.	vs. Western Kentucky, 10/31/87
5.	55	David Cool (Q1, 7:13)	Fr.	vs. Furman, 12/17/88 (P)
6.	54	Jesse Hartley (Q4, 0:00, GW)	Jr.	vs. South Dakota State, 10/6/07
	54	David Cool (Q1, 0:00)	Fr.	at James Madison, 11/5/88
	54	Tim Foley (Q1, 7:33)	Sr.	vs. Central Florida, 10/3/87
	54	Tim Foley (Q1, 1:02)	So.	at Chattanooga, 9/28/85
10.	53	Younghoe Koo (Q2, 1:24)	Sr.	at Arkansas State, 10/5/16
	53	Reed Haley (Q2, 0:26)	Jr.	vs. Chattanooga, 9/25/93
	53	Reed Haley (Q4, 11:25, GW)	So.	vs. Jacksonville State, 10/24/92
	53	Reed Haley (Q2, 14:55)	So.	at Youngstown State, 12/4/92 (P)
	53	David Cool (Q4, 8:34)	Sr.	vs. Western Carolina, 10/12/91

## PUNT

	Yds.	Name	Cl.	Opponent, Date
1.	75	Kenny Worob	Fr.	vs. The Citadel, 10/21/95
2.	74	Anthony Beck II	Fr.	at LSU, 8/31/19
3.	69	Daniel Jordan	So.	vs. Morehead State, 11/12/05
4.	68	Charlie Edwards	So.	at App State, 10/24/09
	68	Daniel Jordan	Fr.	at Furman, 11/6/04
6.	66	Terry Harvin	Fr.	at Western Carolina, 10/24/87
7.	65	Pat Parker	So.	vs. Bethune-Cookman, 10/12/85
8.	64	Charlie Edwards	So.	vs. Albany, 9/5/09
9.	63	Anthony Beck II	Jr.	vs. Georgia St., 10/30/21
	63	Don Norton	Sr.	vs. Central Florida, 10/26/91
11.	62	Anthony Beck II	Jr.	vs. Coastal Carolina, 11/6/21
	62	Charlie Edwards	Jr.	at Western Carolina, 11/13/10
	62	Charlie Edwards	So.	vs. Chattanooga, 10/17/09
	62	Daniel Jordan	Sr.	at Coastal Carolina, 9/15/07
	62	Terry Harvin	Sr.	vs. Idaho, 12/1/90 (P)
	62	Terry Harvin	Sr.	vs. Eastern Kentucky, 9/22/90
	62	Terry Harvin	So.	vs. Furman, 12/17/88 (P)
	62	David Simmons	Fr.	vs. Florida A&M, 9/1/84

## KICKOFF RETURN

	Yds.	Name	Pos.	Cl.	Opponent, Date
1.	100t	Corey Joyner	SB	Jr.	at East Tennessee State, 11/1/97
2.	99t	Laron Scott	CB	Sr.	at Samford, 9/3/11
3.	96t	Melvin Bell	RB	So.	at Valdosta St., 11/19/83
4.	95t	Laron Scott	CB	Sr.	at Alabama, 11/19/11
5.	94t	Samair Baker	WR	Fr.	vs. Elon, 9/20/08
	94t	James Banks	SB	So.	vs. William & Mary, 9/6/97
	94t	Chris Wright	SB	So.	at Furman, 9/26/92
8.	93t	Ant Williams	WR	Sr.	vs. App State, 10/19/02
9.	89t	Bennie Cunningham	SB	Sr.	at Oregon State, 9/18/99
10.	83t	Jayson Foster	QB/RS	Fr.	vs. Wofford, 9/18/04

## PUNT RETURN

	Yds.	Name	Pos.	Cl.	Opponent, Date
1.	94t	Jayson Foster	RS	Fr.	vs. App State, 10/16/04
2.	87t	Ant Williams	WR	Sr.	vs. VMI, 10/5/02
3.	85t	Dexter Dawson	SB	Sr.	vs. The Citadel, 10/21/95
4.	85	Lewis Barr	CB	So.	vs. Chattanooga, 9/27/03
5.	84t	Raja Andrews	WR	Sr.	vs. App State, 10/18/08
6.	78t	Jayson Foster	WR	Jr.	vs. Central Arkansas, 11/18/06
7.	76t	Melvin Bell	RB	Jr.	vs. Presbyterian College, 9/8/84
8.	74t	Ant Williams	WR	Jr.	vs. Chattanooga, 9/22/2001
9.	72	Derek Keaton	WR	Sr.	vs. South Alabama, 11/28/15
	72t	Ant Williams	WR	Fr.	vs. Youngstown State, 12/18/99 (P)

## INTERCEPTION RETURN

	Yds.	Player	Pos.	Cl.	Opponent, Date
1.	100t	Matt Dobson	S	Jr.	at Texas State, 11/8/14
2.	98t	Ryan Hadden	SS	Jr.	vs. Chattanooga, 9/25/99
3.	95t	Hugo Rossignol	LB	So.	vs. Mars Hill, 11/12/83
4.	93t	Dreck Cooper	CB	Sr.	vs. Chattanooga, 9/22/01
5.	91t	Terence McBride	CB	So.	at East Tennessee State, 11/1/03
6.	84t	Michael Berry	LB	Jr.	vs. Central Florida, 10/20/90
7.	78t	Mike Youngblood	LB	Jr.	at The Citadel, 10/21/00
8.	74t	A.J. Bryant	FS	Sr.	vs. Morehead State, 11/12/05
9.	73t	A.J. Bryant	FS	Jr.	at Florida International, 11/13/04
10.	72t	Lavelle Westbrook	CB	Jr.	vs. Samford, 9/29/12

## FUMBLE RETURN

	Yds.	Name	POS.	Cl.	Opponent, Date
1.	97t	Rodney Oglesby	CB	Jr.	vs. Valdosta State, 9/1/90
2.	90t	Ukeme Eligwe	LB	Jr.	vs. App State, 10/27/16
3.	85t	Darrell Pasco	CB	Sr.	at Elon, 9/26/09
4.	78t	Dakota Walker	DE	Sr.	vs. Wofford, 9/27/08
5.	76t	Mark Giles	FS	Jr.	vs. Idaho, 12/1/90 (P)
6.	62t	Caleb Williams	CB	Sr.	at Georgia, 11/21/15
7.	61t	Riyahd Jones	CB	Sr.	at Troy, 11/14/15
8.	58t	Dreck Cooper	CB	Sr.	vs. Delaware, 9/8/01
9.	57	Dion DuBose	LB	So.	vs. Western Carolina, 9/19/09
10.	47	Daryl Morrell	LB	Fr.	at App State, 10/18/97

**NON-OFFENSIVE TOUCHDOWNS (MODERN ERA)****1984 (2 - 1 PR, 1 BPR)**Melvin Bell, 76-yd. punt return at Presbyterian; Nay Young, 56-yd. blocked punt return at ETSU**1985 (1 - 1 INT)**

Charles Carper, 29-yd. interception return vs. Bethune-Cookman

**1986 (1 - 1 INT)**

Taz Dixon, 55-yd. interception return at Tennessee Tech

**1987 (0)**

None

**1988 (4 - 2 FR, 1 INT, 1 BPR)**Darren Alford, 45-yd. fumble return vs. Newberry; Everett Sharpe, 45-yd. interception return vs. ULM; Rodney Oglesby, 43-yd. fumble return at James Madison; Mark Giles, 30-yd. blocked punt return vs. Furman**1989 (6 - 3 INT, 2 BPR, 1 PR)**Rodney Oglesby, 69-yd. punt return at James Madison; Taz Dixon, 22-yd. interception return vs. Chattanooga; Taz Dixon, 41-yd. interception return; Rodney Oglesby, 32-yd. interception return vs. Villanova; Bart Hughes, 20-yd. blocked punt return; Paul Sikkelee, blocked punt recovery in end zone vs. Montana**1990 (5 - 2 INT, 2 FR, 1 BPR)**Mark Giles, 5-yd. blocked punt return vs. Savannah State; Rodney Oglesby, 97-yd. fumble return vs. Valdosta State; Michael Berry, 84-yd. interception return vs. UCF; Mark Giles, 76-yd. fumble return vs. Idaho; Alex Mash, 15-yd. interception return vs. Nevada**1991 (3 - 1 INT, 1 PR, 1 BPR)**Clint Avret, blocked punt recovery in end zone at ULM; Rodney Oglesby, 51-yd. punt return vs. UCF; Shane Maxwell, 26-yd. interception return vs. Nicholls State**1992 (2 - 1 KOR, 1 BPR)**Chris Wright, 94-yd. kickoff return at Furman; Gregg Richardson, 2-yd. blocked punt return at Youngstown State**1993 (4 - 2 FR, 2 BPR)**Alex Mash, 28-yd. fumble return at Miami; Marco Bradham, 19-yd. blocked punt return at App State; Rob Stockton, fumble recovery in end zone at VMI; Terry Lester, blocked punt recovery in end zone vs. Furman**1994 (4 - 1 INT, 1 KOR, 1 BPR, 1 BFG)**Eric Thigpen, blocked punt recovery in end zone at Chattanooga; Chad Nighbert, 45-yd. kickoff return at Chattanooga; Derrick Austin, 31-yd. interception return at Chattanooga; Marco Bradham, 61-yd. blocked field goal return vs. VMI**1995 (4 - 1 INT, 1 FR, 1 BFG, 1 PR)**Lee Brooks, 25-yd. fumble return vs. South Carolina State; Chad Nighbert, 78-yd. blocked field goal return at Marshall; Dexter Dawson, 85-yd. punt return vs. the Citadel; Brancis Williams, 46-yd. interception return at Troy**1996 (0)****1997 (6 - 2 INT, 2 KOR, 1 BPR, 1 FR)**James Banks, 94-yd. kickoff return vs. William & Mary; Daryl Morrell, blocked punt recovery in end zone vs. Chattanooga; Corey Joyner, 100-yd. kickoff return vs. ETSU; Larry Rogers, 23-yd. interception return at ETSU; Hal Carter, 62-yd. interception return vs. Furman; James Dickerson, fumble recovery in end zone vs. Florida A&M**1998 (2 - 1 INT, 1 PR)**Earthwind Moreland, 62-yd. interception return vs. Jacksonville State; Corey Joyner, 64-yd. punt return vs. VMI**1999 (6 - 3 INT, 1 KOR, 1 PR, 1 BPR)**Bennie Cunningham, 89-yd. kickoff return at Oregon State; Ryan Hadden, 98-yd. interception return vs. Chattanooga; David Young, 37-yd. interception return vs. Western Carolina; David Young, 24-yd. blocked punt return at Jacksonville State; Josh Smithers, 37-yd. interception return at Jacksonville State; Ant Williams, 72-yd. punt return vs. Youngstown State**2000 (4 - 4 INT)**

Lavar Rainey 47-yd. interception return vs. VMI; Michael Youngblood, 78-yd. interception return at The Citadel; Lavar Rainey, 49-yd. interception return vs. ETSU; Michael Youngblood, 52-yd. interception return vs. Hofstra

**2001 (9 - 4 FR, 3 INT, 2 PR)**Michael Ward, 2-yd. fumble return vs. Savannah State; Dreck Cooper, 58-yd. fumble return vs. Delaware; Dreck Cooper, 93-yd. interception return vs. Chattanooga; Ant Williams, 74-yd. punt return vs. Chattanooga; Johnathan Woodham, 49-yd. interception return vs. Chattanooga; Kevin Heard, 25-yd. fumble return vs. Florida A&M; Freddy Pesqueira, 22-yd. interception return vs. Florida A&M; Michael Youngblood, 26-yd. fumble return vs. Florida A&M; Ant Williams, 58-yd. punt return vs. App State**2002 (3 - 1 FR, 1 PR, 1 KOR)**David Young, 34-yd. fumble return vs. Gardner-Webb; Ant Williams, 87-yd. punt return vs. VMI; Ant Williams, 93-yd. kickoff return vs. App State**2003 (2 - 2 INT)**

Terence McBride, 91-yd. interception return at ETSU; Tariq Muhammad, 36-yd. interception return at Elon

**2004 (5 - 2 INT, 2 PR, 1 KOR)**John Mohring, 21-yd. interception return vs. Johnson C. Smith; Jayson Foster, 83-yd. kickoff return vs. Wofford; Teddy Craft, 53-yd. punt return vs. Western Carolina; Jayson Foster, 94-yd. punt return vs. App State; A.J. Bryant, 73-yd. interception at Florida International**2005 (3 - 2 INT, 1 BPR)**Jason Earwood, 30-yd. interception return vs. The Citadel; A.J. Bryant, 74-yd. interception vs. Morehead State; Tim Camp, recovered blocked punt in end zone vs. Morehead State**2006 (2 - 1 FR, 1 PR)**Ronnie Wiggins, 17-yd. fumble return vs. App State; Jayson Foster, 78-yd. punt return vs. Central Arkansas**2007 (4 - 2 FR, 1 INT, 1 PR)**Raja Andrews, 49-yd. punt return vs. Western Carolina; Chris Rogers, 46-yd. fumble return vs. South Dakota State; Larry Beard, 29 yd fumble return vs. South Dakota State; Carson Hill, 35 yd interception return vs. App State**2008 (5 - 2 PR, 1 FR, 1 INT, 1 KOR)**Samair Baker, 94-yd. kickoff return vs. Elon; Dakota Walker, 78-yd. fumble return vs. Elon; David Arnold, 26-yd. punt return at Chattanooga; Damon Suggs, interception in end zone at Chattanooga; Raja Andrews, 84-yd. punt return vs. App State**2009 (3 - 2 FR, 1 INT)**

Laron Scott, 15-yd. interception return vs. Albany; Darrell Pasco, 85-yd. fumble return at Elon; Derek Heyden, 38-yd. fumble return at App State

**2010 (5 - 4 FR, 1 INT)**

Kyle Oehlbeck, 8-yd. fumble return at Coastal Carolina; Laron Scott, 36-yd. interception return vs. Elon; E.J. Webb, fumble recovery in end zone vs. Wofford; Josh Gebhardt, 34-yd. fumble return vs. South Carolina State; John Douglas, 20-yd. fumble return vs. Wofford

**2011 (4 - 2 KOR, 1 FR, 1 PR)**Laron Scott, 99-yd. kickoff return at Samford; Nico Hickey, fumble recovery in end zone vs. Presbyterian; Darreion Robinson, 46-yd. punt return at App. State; Laron Scott, 95-yd. kickoff return at Alabama**2012 (2 - 2 INT)**

Valdon Cooper, 60-yd. interception return vs. Jacksonville; Lavelle Westbrook, 72-yd. interception return vs. Samford

**2013 (0)****2014 (2 - 2 INT)**

Matt Dobson, 26-yd. interception return vs. Idaho; Matt Dobson, 100-yd. interception return at Texas State

**2015 (3 - 2 FR, 1 BPR)**Ken Butler, 26-yd. blocked punt return vs. ULM; Riyahd Jones, 61-yd. fumble return at Troy; Caleb Jones, 62-yd. fumble return at Georgia**2016 (1 - 1 FR)**

Ukeme Eligwe, 90-yd. fumble return vs. App State

**2017 (2 - 1 FR, 1 KOR)**Tomarcio Reese, 22-yd. fumble return at Auburn; Dexter Carter Jr., 70-yd. kickoff return vs. New Mexico State**2018 (3 - 2 INT, 1 BPR)**Alvin Ward Jr., 28-yd. interception return vs. South Alabama; Jessie Liptrot, 57-yd. interception return at ULM; Benz Josue, 5-yd. blocked punt return at ULM**2019 (6 - 2 INT, 1 FR, 1 BFG, 1 KOR, 1 PR)**Monquavion Brinson, 77-yd. blocked field goal return at Minnesota; Rashad Byrd, 44-yd. fumble return at Minnesota; Wesley Kennedy III, 67-yd. punt return vs. New Mexico State; Rashad Byrd, 7-yd. interception return vs. New Mexico State; Donald Rutledge Jr., 42-yd. interception return vs. ULM; Monquavion Brinson, 42-yd. kickoff return vs. ULM**2020 (5 - 2 PR, 1 INT, 1 BPR, 1 FR)**Rashad Byrd, recovered blocked punt in end zone at ULM; Wesley Kennedy III, 60-yd. punt return at Coastal Carolina; Derrick Canteen, 22-yd. fumble return at Army; Khaleb Hood, 49-yd. punt return vs. Florida Atlantic; David Spaulding, 28-yd. interception return vs. App State**2021 (2 - 1 INT, 1 PR)**Quin Qilliams, 22-yd. interception return vs. Arkansas State; Tyrell Davis, 20-yd. punt return at Texas State**2022 (1)**Joshua Thompson, blocked punt recovery in end zone vs. James Madison; Khadry Jackson, 34-yd. interception return vs. South Alabama**Non-Offensive TD Leaders**

1. Rodney Oglesby .....	5 (2 PR, 2 FR, 1 INT)
Ant Williams .....	5 (4 PR, 1 KOR)
3. Laron Scott .....	4 (2 KOR, 2 IR)
4. Rashad Byrd .....	3 (1 INT, 1 FR, 1 BPR)
Taz Dixon .....	3 (3 IR)
Jayson Foster .....	3 (2 PR, 1 KOR)
Mark Giles .....	3 (2 BPR, 1 FR)
David Young .....	3 (1 IR, 1 FR, 1 BPR)
Michael Youngblood .....	3 (2 IR, 1 FR)

BFG - Blocked FG Return

BPR - Blocked Punt Return/Recovery

FR - Fumble Return/Recovery

IR - Interception Return

KOR - Kickoff Return

PR - Punt Return

**Special Teams Touchdowns****50 Total TDs scored by special teams**

- 20 punt returns
  - last Tyrell Davis (20 yds); at Texas State (11/13/21)
- 15 blocked punt returns/recoveries
  - last Joshua Thompson (EZ); vs. James Madison (10/15/22)
- 12 kickoff returns
  - last Monquavion Brinson (42 yds); vs. ULM (11/16/19)
- 3 blocked field goals
  - last Monquavion Brinson (77 yds); at Minnesota (9/14/19)

**Defensive Touchdowns****75 Total TDs scored by defense**

- 45 interceptions
  - last Khadry Jackson (34 yds); vs. South Alabama (11/5/22)
- 26 fumble returns
  - last Derrick Canteen (22 yds); at Army West Point (11/21/20)
- 4 fumble recoveries
  - last Nico Hickey; vs. Presbyterian (10/22/11)

**Total Non-Offensive Scores: 125**

**BLOCKED KICKS (MODERN ERA)****1984 (1; 1 FG)**

Liberty - FG+ (Nay Young) - W

**1985 (0)****1986 (0)****1987 (0)****1988 (5; 3 Punt, 1 PAT, 1 FG)**

Newberry - Punt+ (Mark Giles) - W  
James Madison - PAT (Mark Giles) - W  
Eastern Kentucky - Punt+ (Mark Giles) - W  
Furman - FG (Mark Giles);  
Punt\* (Mark Giles) - L

**1989 (4; 4 Punt)**

MTSU - Punt (Randell Boone) - W  
MTSU - Punt\* (Chuck McClurg) - W  
Montana - Punt\* (Jason Whitehead) - W  
Stephen F. Austin - Punt# (Randell Boone) - W

**1990 (3; 2 Punt, 1 FG)**

ULM - Punt# (Brad Almon) - W  
Savannah State - Punt# (Chance Ward) - W  
The Citadel - FG# (Mark Giles) - W

**1991 (7; 5 Punt, 2 FG)**

Savannah State - Punt# (Mark Giles);  
Punt\* (Shawn Austin);  
Punt (Michael Berry);  
FG (Clint Avret) - W  
ULM - Punt\* (Chance Ward) - L  
Youngstown State - Punt+ (Maurice Reed) -;  
FG+ (Clint Avret) - L

**1992 (1; 1 FG)**

Furman - FG (Alex Mash) - W

**1993 (8; 8 Punt)**

The Citadel - Punt (Jonathan Richardson);  
Punt (Shawn Austin) - W  
Chattanooga - Punt (Jonathan Richardson) - W  
Western Carolina - Punt@ (Terry Lester) - W  
App State - Punt\* (Clinton Gregory) - W  
Furman - Punt\* (Brancis Williams);  
Punt# (Brancis Williams) - W  
Concord - Punt# (Brancis Williams) - W

**1994 (2; 1 Punt, 1 FG)**

Chattanooga - Punt\* (Willie Ellington) - W  
VMI - FG\* (Ricky Harris) - W

**1995 (1; 1 FG)**

Marshall - FG\* (Shannon Shook) - L

**1996 (3; 2 FG, 1 Punt)**

Florida - FG (Maurice Bing) - L  
Western Carolina - Punt (Maurice Bing) - W  
Furman - FG (Maurice Bing) - L

**1997 (4; 3 Punt, 1 PAT)**

Valdosta State - Punt (Basail Mack) - W  
William & Mary - PAT (Earthwind Moreland) - L  
Chattanooga - Punt\* (Corey Joyner) - W  
Florida A&M - Punt+ (Daryl Morrell) - W

**1998 (5; 3 Punt, 1 FG, 1 PAT)**

Elon - Punt# (Andre Weathers) - W  
VMI - Punt# (Arkee Thompson) - W  
App State - FG# (Daryl Morrell) - W  
ETSU - PAT (Kiwaukee Thomas);  
Punt (Benjy Harris) - W

**1999 (5; 5 Punt)**

VMI - Punt+ (Lavar Rainey);  
Punt# (David Young) - W  
App State - Punt@ (Earthwind Moreland) - L  
The Citadel - Punt# (Ryan Hadden) - W  
Jacksonville State - Punt\* (Lavar Rainey) - W

**2000 (6; 3 FG, 2 Punt, 1 PAT)**

Johnson C. Smith - PAT (Dion Stokes) - W  
Western Carolina - Punt# (Chris Blount) - W  
The Citadel - FG+ (Nate Gates) - W  
Elon - Punt+ (Terry Owens) - W  
Delaware - FG+ (Jason Neese) - W  
Montana - FG (Mike Ward) - W

**2001 (3; 3 Punt)**

Delaware - Punt+ (David Young) - W  
VMI - Punt+ (David Young) - W  
Western Carolina - Punt+ (David Young) - W

**2002 (7; 3 Punt, 3 PAT, 1 FG)**

Gardner-Webb - Punt+ (David Young) - W  
Wofford - PAT (Eric Hadley) - L  
VMI - Punt# (David Young) - W  
The Citadel - PAT (Team);  
PAT (Team);  
FG+ (Robert Locke) - W  
ETSU - Punt@ (John Woodham) - W

**2003 (9; 5 Punt, 3 FG, 1 PAT)**

Savannah State - Punt+ (Aaron Whitaker);  
Punt (John Woodham) - W  
McNeese State - Punt# (Kevin Anderson) - L  
Wofford - FG (Aaron Whitaker) - L  
Florida International - FG# (Eric Hadley) - W  
Western Carolina - PAT (Team) - W  
The Citadel - FG+ (Tariq Muhammad);  
Punt # (Aaron Whitaker) - L  
Elon - Punt+ (John Mohring) - W

**2004 (3; 2 Punt, 1 FG)**

App State - FG# (Jayson Foster) - W  
South Dakota State - Punt+ (John Mohring) - W  
New Hampshire - Punt (Kevin Davis) - L

**2005 (3; 3 Punt)**

Wofford - Punt (Dedrick Bynum) - L  
Morehead State - Punt+ (Tim Camp);  
Punt\* (Tim Camp) - W

**2006 (2; 1 PAT, 1 FG)**

Central Connecticut State - FG (Larry Beard) - L  
North Dakota State - PAT (Charrod Taylor) - L

**2007 (1; 1 Punt)**

West Georgia - Punt# (Tim Camp) - W

**2008 (7; 3 Punt, 3 PAT, 1 FG)**

Austin Peay - PAT (Larry Beard) - W  
Chattanooga - Punt\* (Roderick Tinsley) - W  
Western Carolina - PAT (Larry Beard);  
Punt+ (Brett Layson) - L  
The Citadel - FG+ (Dakota Walker) - W  
Samford - Punt (Team);  
PAT (Larry Beard) - L

**2009 (3; 3 PAT)**

Albany - PAT^ (Brent Russell) - W  
Elon - PAT (Brent Russell) - L  
The Citadel - PAT (Brent Russell) - W

**2010 (3; 1 PAT, 1 Punt, 1 FG)**

Coastal Carolina - Punt+ (Carlos Cave);  
PAT^ (Carson Hill) - W  
Western Carolina - FG+ (Roderick Tinsley) - W

**2011 (6; 4 PAT, 2 FG)**

Furman - PAT^ (Brent Russell);  
FG# (Laron Scott) - W  
Presbyterian - FG+ (Javon Mention) - W  
The Citadel - PAT (Laron Scott);  
PAT (Deion Stanley) - W  
Old Dominion - PAT (Josh GeBhart) - W

**2012 (1; 1 PAT)**

NDSU - PAT (Brent Russell) - L

**2013 (4; 2 FG, 1 Punt, 1 PAT)**

App State - FG (Bernard Dawson) - L  
Furman - PAT (Jonathan Battle Jr.) - L  
Western Carolina - PAT (Jonathan Battle Jr.) - W  
Florida - FG (Valdon Cooper) - W

**2014 (3; 2 Punt, 1 PAT)**

Savannah State - PAT (Jamal Johnson) - W  
App State - Punt+ (Ironhead Gallon) - W  
ULM - Punt+ (Ironhead Gallon) - W (vacated)

**2015 (4; 3 Punt, 1 PAT)**

Idaho - Punt# (Ironhead Gallon) - W  
ULM - Punt\* (Ironhead Gallon) - W  
NMSU - Punt+ (Team) - W  
Bowling Green - PAT^ (Darrius Jones Jr.) - W

**2016 (7; 4 FG, 2 Punt, 1 PAT)**

ULM - FG (RJ Murray) - W  
NMSU - FG+ (Jacorey Belvin) - W  
App State - FG (Jonathan Battle Jr.) - L  
Ole Miss - Punt+ (Malik Henry) - L  
Louisiana - Punt+ (Darrius Sapp) - L  
Georgia State - PAT (Jonathan Battle Jr.);  
FG (Jay Bowdry) - L

**2017 (0)****2018 (3; 1 FG, 1 PAT, 1 Punt)**

SCSU - PAT (Raymond Johnson III) - W  
ULM - Punt\* (NaJee Thompson) - L  
Georgia State - FG# (Rashad Byrd) - W

**2019 (2; 2 FG)**

Minnesota - FG\* (Reynard Ellis) - L  
South Alabama (Raymond Johnson III) - FG - W

**2020 (2; 2 Punt)**

ULM - Punt (NaJee Thompson);  
Punt\* (NaJee Thompson) - W

**2021 (1)**

Texas State - Punt\* (Derwin Burgess Jr.) - W

**2022 (1)**

James Madison - Punt\* (Joshua Thompson) - W

\* - recovered or returned for TD;

+ - led to TD;

@ - led to safety;

# - led to field goal;

^ - led to a two-point defensive extra point

**Program Totals**

Blocked Kicks..... 130  
Punts..... 71  
FG..... 33  
PAT..... 26

**Team Season Highs**

Blocked Kicks..... 8, 1993  
Punts..... 8, 1993  
FG..... 4, 2016  
PAT..... 4, 2011

**Team Game Highs**

Blocked Kicks..... 4, SSU, 1991  
Punts..... 3, SSU, 1991  
FG..... 1, numerous times  
PAT..... 2, Citadel, 2002 & 2011

**Individual Career Highs**

Blocked Kicks..... 7, Mark Giles  
Punts..... 6, David Young  
FG..... 2, M. Bling, C. Avret & M. Giles  
PAT..... 5, Brent Russell

**Individual Season Highs**

Blocked Kicks..... 5 Mark Giles, 1988  
Punts..... 4, Mark Giles, 1988  
FG..... 1, numerous times  
PAT..... 2, Citadel, 2002 & 2011

**Individual Games Highs**

Blocked Kicks..... 2, four times  
Punts..... 2, three times  
FG..... 1, numerous times  
PAT..... 1, numerous times

**Career Blocked Kick Leaders**

1. Mark Giles ..... 7 (4 Punt, 2 FG, 1 PAT)
2. David Young ..... 6 (6 Punt)  
Brent Russell ..... 5 (5 PAT)
4. Jonathan Battle Jr. .... 4 (3 PAT, 1 FG)  
Larry Beard ..... 4 (3 PAT, 1 FG)  
Ironhead Gallon ..... 4 (4 Punt)
7. Maurice Bing ..... 3 (2 FG, 1 Punt)  
Tim Camp ..... 3 (3 Punt)  
NaJee Thompson ..... 3 (3 Punt)  
Aaron Whitaker ..... 3 (2 Punt, 1 FG)  
Brancis Williams ..... 3 (3 Punt)

**Career Blocked Punt Leaders**

1. David Young ..... 6
2. Mark Giles ..... 4  
Ironhead Gallon ..... 4
4. Tim Camp ..... 3  
NaJee Thompson ..... 3  
Brancis Williams ..... 3

**Career Blocked Field Goal Leaders**

1. Maurice Bing ..... 2  
Clint Avret ..... 2  
Mark Giles ..... 2

**Career Blocked PAT Leaders**

1. Brent Russell ..... 5
2. Jonathan Battkile Jr. .... 3  
Larry Beard ..... 3





RECORD	OVERALL	HOME	AWAY	NEUTRAL
ALL GAMES	6-6	4-2	2-4	0-0
CONFERENCE	3-5	2-2	1-3	0-0
NON-CONFERENCE	3-1	2-0	1-1	0-0

## RESULTS

DATE	OPPONENT	RESULT/TIME	SCORE	ATTEND.	TV
Sept. 3	Morgan State	W	59-7	15,183	ESPN3
Sept. 10	at Nebraska	W	45-42	86,862	Fox Sports 1
Sept. 17	at UAB	L	35-21	24,302	Stadium
Sept. 24	Ball State	W	34-23	18,434	ESPN+
Oct. 1	at Coastal Carolina	L	34-30	18,756	ESPN+
Oct. 8	at Georgia State	L	41-33	20,109	ESPN3
Oct. 15	#25 James Madison	W	45-38	18,738	ESPN+
Oct. 22	at Old Dominion	W	28-23	20,162	ESPN+
Nov. 5	South Alabama	L	38-31	17,084	ESPN+
Nov. 10	at Louisiana	L	36-17	11,512	ESPN2
Nov. 19	Marshall	L	23-10	16,153	ESPN+
Nov. 26	App State	W	51-48/2OT	18,683	ESPN+
Dec. 27	vs. Buffalo (Camellia Bowl)	12:00 PM			

## TEAM STATISTICS

	GS	OPP
<b>SCORING</b>	404	388
Points Per Game	33.7	32.3
Points Off Turnovers	44	44
<b>FIRST DOWNS</b>	305	294
Rushing	94	154
Passing	177	126
Penalty	34	14
<b>RUSHING YARDAGE</b>	1690	2894
Yards gained rushing	1829	3068
Yards lost rushing	139	174
Rushing Attempts	350	500
Average Per Rush	4.8	5.8
Average Per Game	140.8	241.2
TDs Rushing	23	28
<b>PASSING YARDAGE</b>	3933	3074
Comp-Att-Int	345-565-15	233-395-11
Average Per Pass	7.0	7.8
Average Per Catch	11.4	13.2
Average Per Game	327.8	256.2
TDs Passing	26	18
<b>TOTAL OFFENSE</b>	5623	5968
Total Plays	915	895
Average Per Play	6.1	6.7
Average Per Game	468.6	497.3
KICK RETURNS: #-Yards	25-433	27-582
PUNT RETURNS: #-Yards	18-161	18-204
INT RETURNS: #-Yards	11-61	15-147
KICK RETURN AVERAGE	17.3	21.6
PUNT RETURN AVERAGE	8.9	11.3
INT RETURN AVERAGE	5.5	9.8
FUMBLES-LOST	8-4	7-4
PENALTIES-Yards	59-540	89-801
Average Per Game	45.0	66.8
PUNTS-Yards	48-2078	47-1919
Average Per Punt	43.3	40.8
Net punt average	37.8	35.3
KICKOFFS-Yards	75-4600	76-4651
Average Per Kick	61.3	61.2
Net kick average	45.2	45.0
TIME OF POSSESSION/Game	28:10	31:50
3RD-DOWN Conversions	85/180	68/167
3rd-Down Pct	47%	41%
4TH-DOWN Conversions	12/22	12/22
4th-Down Pct	55%	55%
SACKS BY-Yards	18-96	7-52
MISC YARDS	0	0
TOUCHDOWNS SCORED	0	0
FIELD GOALS-ATTEMPTS	16-20	20-27
ON-SIDE KICKS	0-2	0-0
RED-ZONE SCORES	(44-49) 90%	(43-58) 74%
RED-ZONE TOUCHDOWNS	(31-49) 63%	(28-58) 48%
PAT-ATTEMPTS	(48-49) 98%	(44-45) 98%
ATTENDANCE	104275	181703
Games/Avg Per Game	6/17379	6/30284
Neutral Site Games	0/0	0/0

## SCORE BY QUARTERS

	1st	2nd	3rd	4th	OT	Total
Georgia Southern	62	113	110	106	13	404
Opponents	73	131	75	99	10	388

## RUSHING

	GP	Att	Gain	Loss	Net	Avg	TD	Long	Avg/G
White,Jalen	11	162	934	19	915	5.6	10	71	83.2
Green,Gerald	10	86	496	21	475	5.5	6	67	47.5
Arnold,OJ	12	33	191	2	189	5.7	1	23	15.8
Brown,AJ	7	14	64	2	62	4.4	1	14	8.9
Vantrease,Kyle	12	31	88	63	25	0.8	3	15	2.1
Dixon II,Terron	2	3	11	0	11	3.7	0	5	5.5
Jordan,Tyler	11	6	11	0	11	1.8	2	3	1.0
Burgess Jr.,Der	10	2	10	0	10	5.0	0	6	1.0
Lewis,Darius	9	1	6	0	6	6.0	0	6	0.7
Hood,Khaleb	12	2	9	6	3	1.5	0	9	0.2
Stamperly II,Mar	12	1	3	0	3	3.0	0	3	0.2
Raynor,Alex	12	1	3	0	3	3.0	0	3	0.2
Cigelske,Connor	2	2	3	1	2	1.0	0	3	1.0
Jones,Amare	8	1	0	2	-2	-2.0	0	0	-0.2
TEAM	12	4	0	6	-6	-1.5	0	0	-0.5
Singleton,Jerem	12	0	0	8	-8	0.0	0	0	-0.7
Beck II,Anthony	12	1	0	9	-9	-9.0	0	0	-0.8
<b>Total</b>	<b>12</b>	<b>350</b>	<b>1829</b>	<b>139</b>	<b>1690</b>	<b>4.8</b>	<b>23</b>	<b>71</b>	<b>140.8</b>
<b>Opponents</b>	<b>12</b>	<b>500</b>	<b>3068</b>	<b>174</b>	<b>2894</b>	<b>5.8</b>	<b>28</b>	<b>54</b>	<b>241.2</b>

## PASSING

	G	Effic	Cmp-Att-Int	Pct	Yds	TD	Lng	Avg/G
Vantrease,Kyle	12	129.36	343-559-15	61.4	3900	25	75	325.0
Cigelske,Connor	2	36.13	1-3-0	33.3	1	0	1	0.5
Arnold,OJ	12	349.40	1-2-0	50.0	32	1	32	2.7
Cobb,Dalen	5	0.00	0-1-0	0.0	0	0	0	0.0
<b>Total</b>	<b>12</b>	<b>129.41</b>	<b>345-565-15</b>	<b>61.1</b>	<b>3933</b>	<b>26</b>	<b>75</b>	<b>327.8</b>
<b>Opponents</b>	<b>12</b>	<b>133.83</b>	<b>233-395-11</b>	<b>59.0</b>	<b>3074</b>	<b>18</b>	<b>65</b>	<b>256.2</b>

## RECEIVING

	G	No.	Yds	Avg	TD	Long	Avg/G
Hood,Khaleb	12	80	894	11.2	3	46	74.5
Singleton,Jerem	12	66	713	10.8	2	65	59.4
Burgess Jr.,Der	10	58	717	12.4	7	53	71.7
Jones,Amare	8	35	483	13.8	6	75	60.4
White,Jalen	11	22	217	9.9	1	37	19.7
Sanders Jr.,Mar	10	17	151	8.9	1	25	15.1
Mcafee,Jjay	10	16	158	9.9	3	30	15.8
Kenerson,Sam	2	8	130	16.2	0	31	65.0
Arnold,OJ	12	8	52	6.5	1	19	4.3
Cobb,Dalen	5	7	62	8.9	0	17	12.4
Archie,Ezrah	6	6	75	12.5	1	25	12.5
Lewis,Darius	9	6	49	8.2	0	20	5.4
Lester,Evan	6	5	40	8.0	1	25	6.7
Johnson,Beau	10	4	77	19.2	0	37	7.7
Green,Gerald	10	3	13	4.3	0	9	1.3
Thompson,Joshua	10	2	100	50.0	0	50	10.0
Brown,AJ	7	2	0	0.0	0	3	0.0
<b>Total</b>	<b>12</b>	<b>345</b>	<b>3931</b>	<b>11.4</b>	<b>26</b>	<b>75</b>	<b>327.6</b>
<b>Opponents</b>	<b>12</b>	<b>233</b>	<b>3074</b>	<b>13.2</b>	<b>18</b>	<b>65</b>	<b>256.2</b>

## TOTAL OFFENSE

	G	Plays	Rush	Pass	Total	Avg/G
Vantrease,Kyle	12	590	25	3900	3925	327.1
White,Jalen	11	162	915	0	915	83.2
Green,Gerald	10	86	475	0	475	47.5
Arnold,OJ	12	35	189	32	221	18.4
Brown,AJ	7	14	62	0	62	8.9
Dixon II,Terron	2	3	11	0	11	5.5
Jordan,Tyler	11	6	11	0	11	1.0
Burgess Jr.,Der	10	2	10	0	10	1.0
Lewis,Darius	9	1	6	0	6	0.7
Cigelske,Connor	2	5	2	1	3	1.5
Hood,Khaleb	12	2	3	0	3	0.2
Stamperly II,Mar	12	1	3	0	3	0.2
Raynor,Alex	12	1	3	0	3	0.2
Jones,Amare	8	1	-2	0	-2	-0.2
TEAM	12	4	-6	0	-6	-0.5
Singleton,Jerem	12	0	-8	0	-8	-0.7
Beck II,Anthony	12	1	-9	0	-9	-0.8
<b>Total</b>	<b>12</b>	<b>915</b>	<b>1690</b>	<b>3933</b>	<b>5623</b>	<b>468.6</b>
<b>Opponents</b>	<b>12</b>	<b>895</b>	<b>2894</b>	<b>3074</b>	<b>5968</b>	<b>497.3</b>



## SCORING

	TD	FGs	PATs				DXP	Saf	Points
			Kick	Rush	Rcv	Pass			
Raynor,Alex	-	16-18	48-49	-	-	-	-	-	96
Lantz,Michael	-	0-2	-	-	-	-	-	-	0
<b>Total</b>	<b>-</b>	<b>15-19</b>	<b>48-49</b>	<b>-</b>	<b>-</b>	<b>-</b>	<b>-</b>	<b>-</b>	<b>404</b>
<b>Opponents</b>	<b>-</b>	<b>20-27</b>	<b>44-45</b>	<b>-</b>	<b>-</b>	<b>-</b>	<b>-</b>	<b>-</b>	<b>388</b>

## PUNT RETURNS

	No.	Yds	Avg	TD	Long
Hood,Khaleb	5	37	9.3	0	23
Jones,Amare	12	112	7.4	0	50
Thompson,Joshua	1	12	12.0	1	12
<b>Total</b>	<b>18</b>	<b>161</b>	<b>8.9</b>	<b>1</b>	<b>50</b>
<b>Opponents</b>	<b>18</b>	<b>204</b>	<b>11.3</b>	<b>0</b>	<b>50</b>

## KICK RETURNS

	No.	Yds	Avg	TD	Long
Arnold,OJ	13	250	19.2	0	29
Lewis,Darius	8	123	15.4	0	23
Brown,AJ	2	24	12.0	0	14
Jones,Amare	1	16	16.0	0	16
Hood,Khaleb	1	20	20.0	0	20
<b>Total</b>	<b>25</b>	<b>433</b>	<b>17.3</b>	<b>0</b>	<b>29</b>
<b>Opponents</b>	<b>27</b>	<b>582</b>	<b>21.6</b>	<b>0</b>	<b>39</b>

## INTERCEPTION RETURNS

	No.	Yds	Avg	TD	Long
Bride,Tyler	2	32	16.0	0	32
Denton,Jalen	1	3	3.0	0	3
Stampley II,Mar	1	0	0.0	0	0
Canteen,Derrick	1	4	4.0	0	4
Wilson,Anthony	1	4	4.0	0	4
Walker,Isaac	1	16	16.0	0	16
Jackson,Khadry	1	0	0.0	1	0
Thompson,NaJee	1	0	0.0	0	0
Birdsong,Justin	1	0	0.0	0	0
Springer,Dillon	1	2	2.0	0	2
<b>Total</b>	<b>11</b>	<b>61</b>	<b>5.5</b>	<b>1</b>	<b>32</b>
<b>Opponents</b>	<b>15</b>	<b>147</b>	<b>9.8</b>	<b>1</b>	<b>50</b>

## FUMBLE RETURNS

	No.	Yds	Avg	TD	Long
Free,Wylan	1	0	0.0	0	0
Smyth,Jeffery	1	0	0.0	0	0
Bride,Tyler	1	0	0.0	0	0
<b>Total</b>	<b>3</b>	<b>0</b>	<b>0.0</b>	<b>0</b>	<b>0</b>
<b>Opponents</b>	<b>1</b>	<b>0</b>	<b>0.0</b>	<b>0</b>	<b>0</b>

## ALL-PURPOSE YARDS

	G	Rush	Rec	PR	KOR	IR	Tot	Avg/G
White,Jalen	11	915	217	0	0	0	1132	102.9
Hood,Khaleb	12	3	894	37	20	0	954	79.5
Burgess Jr.,Der	10	10	717	0	0	0	727	72.7
Singleton,Jerem	12	-8	713	0	0	0	705	58.8
Jones,Amare	8	-2	483	112	16	0	609	76.1
Arnold,OJ	12	189	52	0	250	0	491	40.9
Green,Gerald	10	475	13	0	0	0	488	48.8
Lewis,Darius	9	6	49	0	123	0	178	19.8
Mcafee,Jjay	10	0	158	0	0	0	158	15.8
Sanders Jr.,Mar	10	0	151	0	0	0	151	15.1
Kenerson,Sam	2	0	130	0	0	0	130	65.0
Thompson,Josh	10	0	100	12	0	0	112	11.2
Brown,AJ	7	62	0	0	24	0	86	12.3
Johnson,Beau	10	0	77	0	0	0	77	7.7
Archie,Ezrah	6	0	75	0	0	0	75	12.5
Cobb,Dalen	5	0	62	0	0	0	62	12.4
Lester,Evan	6	0	40	0	0	0	40	6.7
Bride,Tyler	12	0	0	0	0	32	32	2.7
Vantrease,Kyle	12	25	0	0	0	0	25	2.1
Walker,Isaac	11	0	0	0	0	16	16	1.5
Jordan,Tyler	11	11	0	0	0	0	11	1.0
Dixon II,Terron	2	11	0	0	0	0	11	5.5
Wilson,Anthony	12	0	0	0	0	4	4	0.3
Canteen,Derrick	11	0	0	0	0	4	4	0.4
Denton,Jalen	6	0	0	0	0	3	3	0.5
Raynor,Alex	12	3	0	0	0	0	3	0.2
Stampley II,Mar	12	3	0	0	0	0	3	0.2
Cigelske,Connor	2	2	0	0	0	0	2	1.0
Springer,Dillon	12	0	0	0	0	2	2	0.2
TEAM	12	-6	0	0	0	0	-6	-0.5
Beck II,Anthony	12	-9	0	0	0	0	-9	-0.8
<b>Total</b>	<b>12</b>	<b>1690</b>	<b>3931</b>	<b>161</b>	<b>433</b>	<b>61</b>	<b>6276</b>	<b>523.0</b>
<b>Opponents</b>	<b>12</b>	<b>2894</b>	<b>3074</b>	<b>204</b>	<b>582</b>	<b>147</b>	<b>6901</b>	<b>575.1</b>

## PUNTING

	No.	Yds	Avg	Long	TB	FC	I20	50+	Blkd
Beck II,Anthony	47	2048	43.6	59	3	9	16	11	0
Bradberry,Walke	1	30	30.0	30	0	0	0	0	0
<b>Total</b>	<b>48</b>	<b>2078</b>	<b>43.3</b>	<b>59</b>	<b>3</b>	<b>9</b>	<b>16</b>	<b>11</b>	<b>0</b>
<b>Opponents</b>	<b>47</b>	<b>1919</b>	<b>40.8</b>	<b>65</b>	<b>5</b>	<b>9</b>	<b>12</b>	<b>8</b>	<b>0</b>

## KICKOFFS

	No.	Yds	Avg	TB	OB	Retn	Net	YdLn
Lantz,Michael	73	4526	62.0	25	2			
Raynor,Alex	2	74	37.0	0	0			
<b>Total</b>	<b>75</b>	<b>4600</b>	<b>61.3</b>	<b>25</b>	<b>2</b>	<b>21.6</b>	<b>45.2</b>	<b>19</b>
<b>Opponents</b>	<b>76</b>	<b>4651</b>	<b>61.2</b>	<b>32</b>	<b>1</b>	<b>17.3</b>	<b>45.0</b>	<b>20</b>

## FIELD GOALS

	FGM-FGA	Pct	01-19	20-29	30-39	40-49	50-99	Lg	Blk
Raynor,Alex	16-18	88.9	1-1	7-7	4-5	4-5	0-0	46	0
Lantz,Michael	0-2	0.0	0-0	0-0	0-0	0-0	0-2	0	1
<b>Total</b>	<b>16-20</b>	<b>80.0</b>	<b>1-1</b>	<b>7-7</b>	<b>4-5</b>	<b>4-5</b>	<b>0-2</b>	<b>46</b>	<b>1</b>
<b>Opponents</b>	<b>20-27</b>	<b>74.1</b>	<b>0-0</b>	<b>9-13</b>	<b>6-8</b>	<b>5-5</b>	<b>0-1</b>	<b>48</b>	<b>0</b>

## FIELD GOAL SEQUENCE

	Georgia Southern	Opponent
Morgan State	(20)	-
Nebraska	(19)	52
UAB	54	24, 21
Ball State	(25),(43)	(22),(27),(25)
Coastal Carolina	(45),(30),(20)	38
Georgia State	(35),(25)	(23),(41)
James Madison	39,(20),(41),(24)	(26)
Old Dominion	42	23,(44),24,(35),(33)
South Alabama	(22),52b	(29)
Louisiana	(39)	(48),(34),(27),(42),(40)
Marshall	(46)	(36)
App State	(35)	(22),(37),(24),30,(33)

Numbers in parentheses indicate Field Goal was made  
Lowercase b after number indicates blocked FG attempt



## DEFENSE

	GP	Solo	Ast	Total	TFL/Yds	Sacks-Yds	Int-Yds	PBU	QBH	F. Rcv-Yds	FF	Blocked Kicks	Safety
33 Watson-Trent, Marques	12	44	61	105	4.5-12	0.5-4	—	1	3	—	1	—	—
12 Wilson, Anthony	12	57	35	92	3.0-7	1.5-4	1-4	5	2	—	1	—	—
5 Free, Wylan	12	47	30	77	—	—	—	2	1	1-0	—	—	—
9 Jackson, Khadry	11	33	38	71	2.5-10	1.0-6	1-0	1	2	—	—	—	—
13 Canteen, Derrick	11	39	25	64	2.0-9	1.0-7	1-4	11	1	—	—	—	—
2 Ellis, Justin	12	23	23	46	10.0-30	4.5-22	—	1	2	—	1	—	—
18 Birdsong, Justin	12	23	21	44	0.5-1	—	1-0	3	—	—	—	—	—
4 Bride, Tyler	12	23	13	36	3.0-10	—	2-32	8	—	1-0	—	—	—
6 Thompson, Najee	12	26	9	35	1.0-1	—	1-0	9	—	—	—	—	—
42 Springer, Dillon	12	15	14	29	0.5-1	—	1-2	1	2	—	—	—	—
57 Bullard, Latrell	10	7	17	24	4.0-13	—	—	1	—	—	—	—	—
96 McCloud, LJ	11	7	16	23	3.0-10	1.5-8	—	1	1	—	—	—	—
20 Robertson, Seth	11	10	13	23	0.5-0	—	—	3	—	—	—	—	—
22 Stampley II, Marc	12	17	4	21	—	—	1-0	3	—	—	—	—	—
40 Jackson, Jalen	12	10	10	20	1.0-6	1.0-6	—	—	1	—	—	—	—
92 Varner, Kristian	12	8	12	20	—	—	—	—	—	—	—	—	—
1 Bradley-Glenn, Todd	4	10	9	19	1.0-1	—	—	—	1	—	—	—	—
15 Williams, Quin	5	6	12	18	1.5-6	1.0-6	—	2	2	—	—	—	—
39 Dedman, Reid	11	8	6	14	1.0-1	—	—	—	—	—	1	—	—
90 Devine, Parker	12	7	6	13	1.0-1	1.0-1	—	—	1	—	—	—	—
99 Smith, Kierron	11	5	8	13	2.0-6	1.0-5	—	—	—	—	—	—	—
53 Locke, Trevon	10	4	6	10	—	—	—	1	—	—	—	—	—
27 Walker, Isaac	12	8	2	10	2.0-13	2.0-13	1-16	—	—	—	—	—	—
94 Fall, Elhadj	4	2	7	9	—	—	—	—	—	—	—	—	—
34 Ferguson, Jon	12	4	5	9	—	—	—	—	—	—	—	—	—
31 Dial-Watson, Chase	12	2	4	6	—	—	—	1	—	—	—	—	—
93 Davis, Da'Shawn	6	2	3	5	2.0-14	2.0-14	—	—	1	—	—	—	—
29 Meyers, Justin	10	3	2	5	—	—	—	—	—	—	—	—	—
21 McGee, Zyon	8	2	1	3	—	—	—	—	—	—	—	—	—
45 Stroud, MJ	4	3	—	3	—	—	—	—	—	—	—	—	—
52 Wilson, Brandon	12	1	2	3	—	—	—	—	—	—	—	—	—
2 Burgess Jr., Derwin	10	2	—	2	—	—	—	—	—	—	—	—	—
98 Lantz, Michael	12	1	1	2	—	—	—	—	—	—	—	—	—
56 Miller, Brian	11	2	—	2	—	—	—	—	—	—	—	—	—
25 White, Jalen	11	2	—	2	—	—	—	—	—	—	—	—	—
23 Wingard, Mari	2	2	—	2	1.0-6	—	—	—	—	—	—	—	—
29 Brown, AJ	7	1	—	1	—	—	—	—	—	—	—	—	—
10 Denton, Jalen	7	—	1	1	—	—	1-3	—	—	—	—	—	—
46 Douglas, Andrew	1	1	—	1	—	—	—	—	—	—	—	—	—
7 Hood, Khaleb	12	1	—	1	—	—	—	—	—	—	—	—	—
28 Horton, Zyere	2	1	—	1	—	—	—	—	—	—	—	—	—
11 Johnson, Beau	11	1	—	1	—	—	—	—	—	—	—	—	—
5 Jones, Amare	8	1	—	1	—	—	—	—	—	—	—	—	—
95 Langston, Mark	10	1	—	1	—	—	—	—	—	—	—	—	—
22 Arnold, OJ	12	—	1	1	—	—	—	—	—	—	—	—	—
44 Smyth, Jeffrey	6	—	1	1	—	—	—	—	—	1-0	—	—	—
6 Vantrease, Kyle	12	1	—	1	—	—	—	—	—	—	—	—	—
89 Wheeler, Jackson	2	1	—	1	—	—	—	—	—	—	—	—	—
17 Williams, Myzel	1	1	—	1	—	—	—	—	—	—	—	—	—
26 Nelson, Justin	1	—	—	—	—	—	—	1	—	—	—	—	—
24 Thompson, Joshua	11	—	—	—	—	—	—	—	—	—	—	1	—
<b>Total</b>	<b>12</b>	<b>475</b>	<b>418</b>	<b>893</b>	<b>47.0-158</b>	<b>18.0-96</b>	<b>11-61</b>	<b>55</b>	<b>20</b>	<b>3-0</b>	<b>4</b>	<b>1</b>	<b>—</b>
<b>Opponents</b>	<b>12</b>	<b>443</b>	<b>410</b>	<b>853</b>	<b>43.0-150</b>	<b>7.0-52</b>	<b>15-147</b>	<b>78</b>	<b>43</b>	<b>3-12</b>	<b>4</b>	<b>2</b>	<b>—</b>





## GAME-BY-GAME TEAM STATISTICS

GAME		BY QUARTER PERIOD SUMMARY																	POSSESSION TIME									
GM	FINAL SCORE	1	2	3	4	OT	1ST DOWNS R-P-PN	TOT	RUSHING NO-YDS-TD	PASSING C-A-I	YDS	TD	TOT OFF ATT-YDS	PUNTS NO-AVG	F-FL	PEN NO-YDS	3RD DNS	4TH DNS	RED ZONE	SACKS NO-YDS	FIELD GOALS	1	2	3	4	TOT		
GS	59	0	17	14	28	-	10-14-2	26	32-137-4	29-46-1	367	4	78-504	5-201	0-0	3-34	11-17	0-0	7-7	1-0	1-1	04:55	10:36	06:20	07:54	29:45		
MSU	7	0	7	0	0	-	7-4-1	12	32-172-0	10-27-3	78	0	59-250	8-294	0-0	7-59	2-13	0-1	0-0	0-0	10:05	04:24	08:40	07:06	30:15			
GS	45	14	14	7	10	-	9-21-4	34	30-223-5	37-56-2	409	1	86-672	1-38	0-0	3-15	9-13	2-2	5-6	2-11	1-1	06:55	05:24	08:46	06:59	28:04		
NU	42	7	21	7	7	-	17-16-0	33	47-257-5	23-34-0	318	1	81-575	4-202	0-0	10-77	9-13	0-0	5-5	0-0	0-1	08:05	09:36	06:14	08:01	31:56		
GS	21	0	7	7	7	-	8-13-2	23	33-214-2	24-50-3	204	1	83-418	4-189	0-0	4-42	11-20	1-2	2-3	0-0	0-1	05:11	09:31	03:58	09:34	28:14		
UAB	35	7	14	0	14	-	13-4-4	21	43-288-4	12-20-0	125	1	63-413	4-188	1-1	7-68	4-11	1-2	3-5	0-0	0-2	09:49	05:29	11:02	05:26	31:46		
GS	34	3	10	7	14	-	11-12-3	26	38-164-2	26-40-0	310	2	78-474	3-137	1-0	4-35	9-16	1-2	4-4	0-0	2-2	11:48	6:50	2:38	9:14	30:30		
BALL	23	3	7	10	3	-	9-14-2	25	34-158-0	33-47-1	338	2	81-496	5-212	0-0	7-95	6-15	1-1	5-5	1-1	3-3	03:12	08:10	12:22	05:46	29:30		
GS	30	0	7	10	13	-	7-16-1	24	31-178-1	26-43-1	284	2	74-462	3-133	0-0	6-60	8-17	1-3	4-4	2-14	3-3	06:02	06:46	07:11	09:03	29:02		
CCU	34	7	0	7	20	-	9-13-1	23	31-150-2	23-34-0	335	3	65-485	4-145	1-1	4-28	7-12	0-0	1-4	1-7	0-1	08:58	08:14	07:49	05:57	30:58		
GS	33	7	10	13	3	-	7-15-4	26	28-92-1	30-49-4	359	3	77-451	2-84	2-1	7-60	8-14	1-2	5-5	2-6	2-2	04:57	10:58	05:06	07:14	28:15		
GAST	41	13	14	7	7	-	16-9-1	26	54-335-3	16-25-1	186	2	79-521	4-143	1-0	10-108	4-14	3-3	4-5	0-0	2-2	10:03	04:02	09:54	07:46	31:45		
GS	45	0	14	17	14	-	1-25-3	29	16-12-0	38-64-1	578	4	80-590	6-275	0-0	7-75	7-18	1-1	3-3	3-17	2-3	05:11	05:26	07:37	09:16	27:30		
JMU	38	7	10	7	14	-	13-18-0	31	40-207-3	28-48-3	468	2	88-675	4-134	1-1	10-54	7-16	1-3	4-6	0-0	1-1	09:49	09:34	07:23	05:44	32:30		
GS	28	7	7	7	7	-	12-11-2	25	50-223-3	22-27-0	192	1	77-415	3-117	0-0	3-25	8-15	1-3	2-2	1-4	0-2	09:15	07:19	08:11	09:48	34:33		
ODU	23	3	0	13	7	-	5-12-1	18	22-133-1	23-43-0	313	1	65-446	1-51	0-0	5-45	3-12	1-3	3-5	0-0	2-5	05:45	07:41	06:49	05:12	25:27		
GS	31	21	3	7	0	-	4-11-6	21	18-88-1	26-45-1	278	2	63-366	5-242	0-0	7-60	4-12	0-1	3-4	4-27	1-2	04:57	07:26	06:43	03:50	22:56		
USA	38	7	10	7	14	-	17-11-1	29	56-321-4	16-27-2	193	1	83-514	3-137	0-0	13-118	8-15	1-1	6-7	1-7	1-1	10:03	07:34	08:17	11:10	37:04		
GS	17	0	7	7	3	-	7-15-2	24	25-72-0	30-53-0	358	2	78-430	5-215	1-1	7-50	2-14	3-5	1-3	1-3	1-1	06:09	08:15	03:53	10:19	28:36		
LA	36	7	20	3	6	-	14-8-0	22	39-242-0	17-32-1	193	3	71-435	2-98	0-0	4-25	3-14	4-5	3-4	2-23	5-5	08:51	06:45	11:07	04:41	31:24		
GS	10	3	7	0	0	-	9-10-1	20	24-179-0	22-40-1	205	1	64-384	7-263	1-1	5-45	2-11	0-0	1-1	1-7	1-1	06:37	06:25	05:42	04:22	23:06		
MRSH	23	6	14	3	0	-	19-9-1	29	54-255-1	17-32-0	274	2	86-529	6-234	0-0	6-63	10-19	0-2	2-3	2-14	1-3	08:23	08:35	09:18	10:38	36:54		
GS	51	7	10	14	7	13	9-14-4	27	25-98-4	35-52-1	389	3	77-487	4-184	1-1	3-39	6-13	1-1	7-7	1-1	1-1	06:59	06:36	08:02	05:50	27:27		
APP	48	6	14	11	7	10	15-8-2	25	48-376-5	15-26-0	253	0	74-629	2-81	0-0	6-61	5-13	0-2	7-9	0-0	4-5	08:01	08:24	06:58	09:10	32:33		

## GS RED ZONE SUMMARY

OPPONENT	SCORE	TIMES IN				RUSH TDS	PASS TDS	----- FAILED TO SCORE INSIDE 20 -----							
		RED ZONE	SCORES	POINTS	TDS			FGS	FGA	DOWNS	INT	FUM	HALF	GAME	
MORGAN STATE	W 59-7	7	7	45	6	3	3	1	0	0	0	0	0	0	
NEBRASKA	W 45-42	6	5	31	4	3	1	1	0	0	0	0	0	1	
UAB	L 21-35	3	2	14	2	1	1	0	0	0	1	0	0	0	
BALL STATE	W 34-23	4	4	24	3	2	1	1	0	0	0	0	0	0	
COASTAL CAROLINA	L 30-34	4	4	20	2	1	1	2	0	0	0	0	0	0	
GEORGIA STATE	L 33-41	5	5	27	3	1	2	2	0	0	0	0	0	0	
JAMES MADISON	W 45-38	3	3	13	1	0	1	2	0	0	0	0	0	0	
OLD DOMINION	W 28-23	2	2	14	2	2	0	0	0	0	0	0	0	0	
SOUTH ALABAMA	L 31-38	4	3	17	2	0	2	1	0	0	1	0	0	0	
LOUISIANA	L 17-36	3	1	3	0	0	0	1	0	1	0	1	0	0	
MARSHALL	L 10-23	1	1	3	0	0	0	1	0	0	0	0	0	0	
APP STATE	W 51-48	7	7	45	6	4	2	1	0	0	0	0	0	0	
<b>Totals</b>		<b>49</b>	<b>44</b>	<b>256</b>	<b>31</b>	<b>17</b>	<b>14</b>	<b>13</b>	<b>0</b>	<b>1</b>	<b>2</b>	<b>1</b>	<b>0</b>	<b>1</b>	

SEASON PCT. (OVERALL): 44 of 49 (89.8%)

## OPPONENT RED ZONE SUMMARY

OPPONENT	SCORE	TIMES IN				RUSH TDS	PASS TDS	----- FAILED TO SCORE INSIDE 20 -----							
		RED ZONE	SCORES	POINTS	TDS			FGS	FGA	DOWNS	INT	FUM	HALF	GAME	
MORGAN STATE	W 59-7	0	0	0	0	0	0	0	0	0	0	0	0	0	
NEBRASKA	W 45-42	5	5	35	5	5	0	0	0	0	0	0	0	0	
UAB	L 21-35	5	3	21	3	2	1	0	2	0	0	0	0	0	
BALL STATE	W 34-23	5	5	23	2	0	2	3	0	0	0	0	0	0	
COASTAL CAROLINA	L 30-34	4	1	7	1	1	0	0	1	0	0	1	0	1	
GEORGIA STATE	L 33-41	5	4	24	3	2	1	1	0	0	0	0	0	1	
JAMES MADISON	W 45-38	6	4	24	3	3	0	1	0	1	1	0	0	0	
OLD DOMINION	W 28-23	5	3	13	1	1	0	2	2	0	0	0	0	0	
SOUTH ALABAMA	L 31-38	7	6	38	5	4	1	1	0	0	0	0	0	1	
LOUISIANA	L 17-36	4	3	13	1	0	1	2	0	0	1	0	0	0	
MARSHALL	L 10-23	3	2	10	1	1	0	1	0	1	0	0	0	0	
APP STATE	W 51-48	9	7	34	3	3	0	4	1	1	0	0	0	0	
<b>Totals</b>		<b>58</b>	<b>43</b>	<b>242</b>	<b>28</b>	<b>22</b>	<b>6</b>	<b>15</b>	<b>6</b>	<b>3</b>	<b>2</b>	<b>1</b>	<b>0</b>	<b>3</b>	

SEASON PCT. (OVERALL): 43 of 58 (74.1%)



## 3RD-DOWN CONVERSIONS

DATE	OPPONENT	OVERALL	1ST QTR	2ND QTR	3RD QTR	4TH QTR	OVERTIME
Sept 3	Morgan State	11-17 (64.7)	4-6 (66.7)	3-5 (60.0)	2-3 (66.7)	2-3 (66.7)	
Sept 10	Nebraska	9-13 (69.2)	5-5 (100.0)	0-0 (0.0)	2-4 (50.0)	2-4 (50.0)	
Sept 17	UAB	11-20 (55.0)	2-5 (40.0)	4-6 (66.7)	1-3 (33.3)	4-6 (66.7)	
Sept 24	Ball State	9-16 (56.2)	3-5 (60.0)	3-5 (60.0)	0-1 (0.0)	3-5 (60.0)	
Oct 1	Coastal Carolina	8-17 (47.1)	4-6 (66.7)	1-3 (33.3)	3-4 (75.0)	0-4 (0.0)	
Oct 8	Georgia State	8-14 (57.1)	2-4 (50.0)	2-3 (66.7)	1-2 (50.0)	3-5 (60.0)	
Oct 15	James Madison	7-18 (38.9)	0-3 (0.0)	2-4 (50.0)	3-6 (50.0)	2-5 (40.0)	
Oct 22	Old Dominion	8-15 (53.3)	2-4 (50.0)	2-3 (66.7)	4-6 (66.7)	0-2 (0.0)	
Nov 5	South Alabama	4-12 (33.3)	2-2 (100.0)	0-4 (0.0)	2-4 (50.0)	0-2 (0.0)	
Nov 10	Louisiana	2-14 (14.3)	0-3 (0.0)	0-3 (0.0)	0-2 (0.0)	2-6 (33.3)	
Nov 19	Marshall	2-11 (18.2)	0-3 (0.0)	0-3 (0.0)	2-5 (40.0)	0-0 (0.0)	
Nov 26	App State	6-13 (46.2)	1-3 (33.3)	3-5 (60.0)	1-2 (50.0)	1-3 (33.3)	
	<b>Georgia Southern</b>	<b>85-180 (47.2)</b>	<b>25-49 (51.0)</b>	<b>20-44 (45.5)</b>	<b>21-42 (50.0)</b>	<b>19-45 (42.2)</b>	<b>0-0 (0.0)</b>
	<b>Opponents</b>	<b>68-167 (40.7)</b>	<b>21-46 (45.7)</b>	<b>11-31 (35.5)</b>	<b>23-54 (42.6)</b>	<b>13-35 (37.1)</b>	<b>0-1 (0.0)</b>

## 4TH-DOWN CONVERSION

DATE	OPPONENT	OVERALL	1ST QTR	2ND QTR	3RD QTR	4TH QTR	OVERTIME
Sept 3	Morgan State	0-0 (0.0)	0-0 (0.0)	0-0 (0.0)	0-0 (0.0)	0-0 (0.0)	
Sept 10	Nebraska	2-2 (100.0)	0-0 (0.0)	0-0 (0.0)	0-0 (0.0)	2-2 (100.0)	
Sept 17	UAB	1-2 (50.0)	0-1 (0.0)	0-0 (0.0)	1-1 (100.0)	0-0 (0.0)	
Sept 24	Ball State	1-2 (50.0)	0-1 (0.0)	0-0 (0.0)	0-0 (0.0)	1-1 (100.0)	
Oct 1	Coastal Carolina	1-3 (33.3)	0-1 (0.0)	0-0 (0.0)	0-0 (0.0)	1-2 (50.0)	
Oct 8	Georgia State	1-2 (50.0)	0-0 (0.0)	1-1 (100.0)	0-0 (0.0)	0-1 (0.0)	
Oct 15	James Madison	1-1 (100.0)	0-0 (0.0)	0-0 (0.0)	0-0 (0.0)	1-1 (100.0)	
Oct 22	Old Dominion	1-3 (33.3)	0-0 (0.0)	0-0 (0.0)	0-1 (0.0)	1-2 (50.0)	
Nov 5	South Alabama	0-1 (0.0)	0-0 (0.0)	0-0 (0.0)	0-0 (0.0)	0-1 (0.0)	
Nov 10	Louisiana	3-5 (60.0)	1-1 (100.0)	0-0 (0.0)	1-1 (100.0)	1-3 (33.3)	
Nov 19	Marshall	0-0 (0.0)	0-0 (0.0)	0-0 (0.0)	0-0 (0.0)	0-0 (0.0)	
Nov 26	App State	1-1 (100.0)	0-0 (0.0)	0-0 (0.0)	1-1 (100.0)	0-0 (0.0)	
	<b>Georgia Southern</b>	<b>11-21 (52.4)</b>	<b>1-4 (25.0)</b>	<b>1-1 (100.0)</b>	<b>2-3 (66.7)</b>	<b>7-13 (53.8)</b>	<b>0-0 (0.0)</b>
	<b>Opponents</b>	<b>12-20 (60.0)</b>	<b>4-6 (66.7)</b>	<b>1-3 (33.3)</b>	<b>4-6 (66.7)</b>	<b>3-5 (60.0)</b>	<b>0-0 (0.0)</b>

## TIME OF POSSESSION

DATE	OPPONENT	OVERALL	1ST QTR	2ND QTR	3RD QTR	4TH QTR
Sept 3	Morgan State	29:45	4:55	10:36	6:20	7:54
Sept 10	Nebraska	28:04	6:55	5:24	8:46	6:59
Sept 17	UAB	25:53	5:11	7:10	3:58	9:34
Sept 24	Ball State	30:30	11:48	6:50	2:38	9:14
Oct 1	Coastal Carolina	29:02	6:02	6:46	7:11	9:03
Oct 8	Georgia State	28:15	4:57	10:58	5:06	7:14
Oct 15	James Madison	27:30	5:11	5:26	7:37	9:16
Oct 22	Old Dominion	34:33	9:15	7:19	8:11	9:48
Nov 5	South Alabama	22:56	4:57	7:26	6:43	3:50
Nov 10	Louisiana	28:36	6:09	8:15	3:53	10:19
Nov 19	Marshall	23:06	6:37	6:25	5:42	4:22
Nov 26	App State	27:27	6:59	6:36	8:02	5:50
	<b>Georgia Southern</b>	<b>Total 337:58</b>	<b>78:56</b>	<b>91:32</b>	<b>74:07</b>	<b>93:23</b>
		<b>Avg. 28:09</b>	<b>6:34</b>	<b>7:37</b>	<b>6:10</b>	<b>7:46</b>
	<b>Opponents</b>	<b>Total 382:02</b>	<b>101:04</b>	<b>88:28</b>	<b>105:53</b>	<b>86:37</b>
		<b>Avg. 31:50</b>	<b>8:25</b>	<b>7:22</b>	<b>8:49</b>	<b>7:13</b>

## MISCELLANEOUS STATS

	Captains	Coin Toss	Choice	GS's First Play	GS's First Possession	Opp. First Possession	Game Time	Game Length	Jerseys	Pants	Result
MSU	Vantrase, Springer, Bradley-Glenn, Ellis	MSU	Defer	White Rush	Punt	Punt	6:02	3:39	Blue	White	W, 59-7
NU	Vantrase, Springer, Bradley-Glenn, Ellis	GS	Defer	Vantrase Pass	Touchdown	Punt	7:40	3:43	White	Blue	W, 45-42
UAB	Vantrase, Springer, Bradley-Glenn, Ellis	UAB	Defer	Vantrase Pass	Punt	Touchdown	3:34	3:36	White	Blue	L, 21-35
BALL	Vantrase, Springer, Bradley-Glenn, Ellis	GS	Receive	Vantrase Pass	Field Goal	Field Goal	6:02	3:23	Blue	White	W, 34-23
CCU	Vantrase, Springer, Bradley-Glenn, Ellis	CCU	Defer	White Rush	TO/Downs	Punt	7:02	3:39	White	Blue	L, 30-34
GAST	Vantrase, Springer, Bradley-Glenn, Ellis	GAST	Defer	Vantrase Pass	Touchdown	Touchdown	2:03	3:51	White	Blue	L, 33-41
JMU	Vantrase, Springer, Bradley-Glenn, Ellis	JMU	Defer	Vantrase Pass	Punt	Touchdown	4:02	4:04	Blue	White	W, 45-38
ODU	Vantrase, Springer, Bradley-Glenn, Ellis	ODU	Defer	White Rush	Missed FG	Missed FG	3:32	3:23	White	Blue	W, 28-23
USA	Vantrase, Springer, Bradley-Glenn, Ellis	GS	Defer	Vantrase Pass	Touchdown	Int Return	4:02	3:39	Blue	Grey	L, 31-38
LA	Vantrase, Springer, Bradley-Glenn, Ellis	LA	Defer	Vantrase Pass	Punt	Touchdown	7:33	3:32	White	White	L, 17-36
MRSB	Vantrase, Springer, Bradley-Glenn, Ellis	GS	Defer	White Rush	Punt	Touchdown	6:01	3:29	Blue	White	L, 10-23
APP	Vantrase, Springer, Bradley-Glenn, Ellis	APP	Defer	Vantrase Pass	GS Fumble	Field Goal	6:05	3:47	Blue	White	W, 51-48/2OT

All game times listed in Eastern Time (ET)



## PASSING SUMMARY

#6 Kyle Vantrease	Att	Comp	Int	Pct	Yards	TD	Long	Sack	Effic
Morgan State	29	46	1	63.0	367	4	46	0-0	154.41
Nebraska	37	56	2	66.1	409	1	37	0-0	126.17
UAB	24	50	3	48.0	204	1	22	0-0	76.87
Ball State	26	39	0	66.7	310	2	53	1-1	150.36
Coastal Carolina	26	43	1	60.5	284	2	37	1-7	126.64
Georgia State	30	49	4	61.2	359	3	65	0-0	126.64
James Madison	38	64	1	59.4	578	4	75	0-0	152.74
Old Dominion	22	27	0	81.5	192	1	29	0-0	153.44
South Alabama	26	45	1	57.8	278	2	30	1-7	119.89
Louisiana	28	49	0	57.1	325	1	50	2-23	119.59
Marshall	22	39	1	56.4	205	1	27	2-14	103.90
App State	35	52	1	67.3	389	3	50	0-0	145.34
<b>TOTALS</b>	<b>343</b>	<b>559</b>	<b>15</b>	<b>61.4</b>	<b>3900</b>	<b>25</b>	<b>75</b>	<b>7-52</b>	<b>129.36</b>

## RUSHING SUMMARY

	No-Yds/TD	MSU	NU	UAB	BALL	CCU	GAST	JMU	ODU	USA	LA	MRSH	APP
White,Jalen	162-915/10	10-35/2	17-85/2	14-116/2	15-69/0	18-145/1	17-71/1	11-20/0	30-138/1	10-65/1	7-28/0	13-143/0	DNP
Green,Gerald	86-475/6	12-44/1	10-132/2	9-46/0	9-38/1	10-30/0	7-26/0	2--3/0	12-91/2	5-27/0	10-44/0	DNP	DNP
Arnold,OJ	33-189/1	6-45/1	-	6-28/0	7-38/0	-	1-4/0	1--2/0	1-3/0	-	4-23/0	7-50/0	-
Brown,AJ	14-62/1	DNP	DNP	DNP	DNP	DNP	-	-	-	-	-	-	14-62/1
Vantrease,Kyle	31-25/3	1-4/0	2-7/1	4-24/0	5-15/1	1--7/0	1--2/0	1--2/0	4-3/0	3--4/0	2--16/0	4--14/0	3-17/1
Dixon II,Terron	3-11/0	2-6/0	DNP	DNP	DNP	DNP	DNP	DNP	DNP	DNP	DNP	DNP	1-5/0
Jordan,Tyler	6-11/2	-	-	-	DNP	-	-	-	-	-	-	-	6-11/2
Burgess Jr.,Der	2-10/0	-	-	-	-	2-10/0	-	-	-	-	-	DNP	DNP
Lewis,Darius	1-6/0	-	-	-	1-6/0	-	-	DNP	DNP	DNP	-	-	-
Raynor,Alex	1-3/0	-	-	-	-	-	-	-	-	-	-	-	1-3/0
Stamperly II,Mar	1-3/0	-	-	-	-	-	1-3/0	-	-	-	-	-	-
Hood,Khaleb	2-3/0	-	1-9/0	-	-	-	-	-	-	-	1--6/0	-	-
Cigelske,Connor	2-2/0	1-3/0	DNP	DNP	DNP	DNP	DNP	DNP	DNP	DNP	1--1/0	DNP	DNP
Jones,Amare	1--2/0	-	-	-	-	-	1--2/0	-	-	DNP	DNP	DNP	DNP
TEAM	4--6/0	-	-	-	1--2/0	-	-	1--1/0	2--3/0	-	-	-	-
Beck II,Anthony	1--9/0	-	-	-	-	-	-	-	1--9/0	-	-	-	-

## RECEIVING SUMMARY

	No-Yds/TD	MSU	NU	UAB	BALL	CCU	GAST	JMU	ODU	USA	LA	MRSH	APP
Hood,Khaleb	80-894/3	6-88/1	6-82/0	7-38/0	4-39/0	4-62/0	11-120/1	8-131/0	7-47/0	7-76/0	6-68/0	4-40/1	10-103/0
Burgess Jr.,Der	58-717/7	4-33/1	12-119/0	4-48/1	5-133/0	7-68/1	5-52/1	7-84/1	1-9/0	8-96/1	5-75/1	DNP	DNP
Singleton,Jerem	66-713/2	5-60/1	9-89/0	4-35/0	3-11/0	6-48/1	6-101/0	7-108/0	6-44/0	2-11/0	-	8-73/0	10-133/0
Jones,Amare	35-483/6	1-14/0	3-21/1	1-5/0	7-94/1	5-65/0	6-66/1	7-164/2	5-54/1	DNP	DNP	DNP	DNP
White,Jalen	22-217/1	-	3-20/0	2-40/0	2-9/0	1-10/0	2-18/0	6-64/1	2-22/0	1-6/0	2-6/0	1-22/0	DNP
Mcafee,Jay	16-158/3	2-32/0	1-5/0	1-7/0	2-3/1	-	DNP	DNP	1-16/0	2-37/1	4-41/0	-	3-17/1
Sanders Jr.,Mar	17-151/1	1-8/0	DNP	-	1-4/0	1-15/0	-	3-27/0	-	2-19/0	4-46/1	5-32/0	DNP
Kenerson,Sam	8-130/0	7-99/0	1-31/0	DNP	DNP	DNP	DNP	DNP	DNP	DNP	DNP	DNP	DNP
Thompson,Joshua	2-100/0	-	DNP	-	DNP	-	-	-	-	-	1-50/0	-	1-50/0
Johnson,Beau	4-77/0	1-20/0	2-42/0	-	1-15/0	-	-	DNP	-	-	DNP	-	-
Archie,Ezrah	6-75/1	-	DNP	DNP	DNP	DNP	-	DNP	DNP	1-4/0	-	-	5-71/1
Cobb,Dalen	7-62/0	DNP	DNP	DNP	DNP	DNP	DNP	-	DNP	3-29/0	3-27/0	1-6/0	-
Arnold,OJ	8-52/1	1-4/1	-	4-29/0	1-2/0	-	-	-	-	-	1-9/0	1-8/0	-
Lewis,Darius	6-49/0	1-9/0	-	1-2/0	-	1-13/0	-	DNP	DNP	DNP	1-1/0	1-20/0	1-4/0
Lester,Evan	5-40/1	DNP	DNP	DNP	DNP	-	DNP	DNP	-	-	1-25/0	1-4/0	3-11/1
Green,Gerald	3-13/0	-	-	-	-	1-3/0	-	-	-	-	2-10/0	DNP	DNP
Brown,AJ	2-0/0	DNP	DNP	DNP	DNP	DNP	-	-	-	-	-	-	2-0/0

## GAME-BY-GAME PUNTING

ANTHONY BECK II	NO	YDS	AVG	LONG	BLK	TB	I20
MORGAN STATE	4	171	42.8	48	0	0	3
NEBRASKA	1	38	38	38	0	0	1
UAB	4	189	47.3	53	0	1	0
BALL STATE	3	137	45.7	51	0	1	1
COASTAL CAROLINA	3	133	44.3	58	0	0	1
GEORGIA STATE	2	84	42.0	46	0	0	0
JAMES MADISON	6	275	45.8	59	0	1	4
OLD DOMINION	3	117	39.0	49	0	0	0
SOUTH ALABAMA	5	242	48.4	51	0	0	3
LOUISIANA	5	215	43.0	47	0	0	0
MARSHALL	7	263	37.6	46	0	0	2
APPALACHIAN STATE	4	184	46.0	57	0	0	0
<b>TOTALS</b>	<b>47</b>	<b>2048</b>	<b>43.6</b>	<b>59</b>	<b>0</b>	<b>3</b>	<b>16</b>

## GAME-BY-GAME KICKING

Alex Raynor	PAT	ATT	PCT	FG	ATT	PCT	LONG	PTS
MORGAN STATE	8	8	100.0	1	1	100.0	20	11
NEBRASKA	6	6	100.0	1	1	100.0	19	9
UAB	3	3	100.0	0	0	-	-	3
BALL STATE	4	4	100.0	2	2	100.0	43	10
COASTAL CAROLINA	3	3	100.0	3	3	100.0	45	12
GEORGIA STATE	3	4	75.0	2	2	100.0	35	9
JAMES MADISON	4	4	100.0	3	4	75.0	41	13
OLD DOMINION	4	4	100.0	0	1	0.0	-	4
SOUTH ALABAMA	4	4	100.0	1	1	100.0	22	7
LOUISIANA	2	2	100.0	1	1	100.0	39	5
MARSHALL	1	1	100.0	1	1	100.0	46	4
APPALACHIAN STATE	6	6	100.0	1	1	100.0	35	9
<b>TOTALS</b>	<b>48</b>	<b>49</b>	<b>98.0</b>	<b>16</b>	<b>18</b>	<b>88.9</b>	<b>46</b>	<b>96</b>





## TACKLES SUMMARY

	UA-A	TOT	MSU	NU	UAB	BALL	CCU	GAST	JMU	ODU	USA	LA	MRSH	APP
Watson-Trent, Ma	44-61	105	0-5	7-3	4-3	6-4	1-5	8-5	1-5	3-5	4-12	1-3	6-6	3-5
Wilson, Anthony	57-35	92	2-1	4-1	5-2	6-2	3-6	5-4	6-5	2-6	4-1	3-4	7-2	10-1
Free, Wyllan	47-30	77	1-1	1-3	7-1	5-5	5-5	6-4	4-1	5-5	4-1	2-2	2-1	5-1
Jackson, Khadry	33-38	71	2-1	2-5	1-1	4-6	3-1	5-2	DNP	0-2	7-3	0-8	5-6	4-3
Canteen, Derrick	39-25	64	2-0	3-1	1-0	9-1	6-2	DNP	7-5	1-2	0-5	4-4	2-2	4-3
Ellis, Justin	23-23	46	0-3	2-3	3-3	-	2-1	5-1	2-3	2-1	1-4	3-4	1-0	2-0
Birdsong, Justin	23-21	44	1-0	2-0	2-2	2-2	2-2	4-3	-	1-2	1-4	1-2	4-3	3-1
Bride, Tyler	23-13	36	1-0	3-3	0-1	2-1	-	2-1	1-2	3-3	2-1	2-0	6-0	1-1
Thompson, NaJee	26-9	35	4-1	1-0	2-1	2-0	1-0	1-2	2-2	2-1	4-0	-	5-2	2-0
Springer, Dillon	15-14	29	0-1	1-1	2-0	3-0	0-2	2-1	1-4	0-1	2-0	1-2	1-0	2-2
Robertson, Seth	11-13	24	DNP	4-2	1-0	DNP	1-6	1-1	1-0	0-1	-	1-2	2-1	-
Bullard, Latrell	7-17	24	0-2	1-2	2-4	1-2	0-1	-	2-0	DNP	1-2	0-4	DNP	DNP
McCloud, LJ	7-16	23	-	3-1	-	0-1	0-1	2-2	1-3	0-5	1-0	0-2	0-1	DNP
Stampley II, Mar	17-4	21	1-1	1-0	1-0	3-0	-	4-0	3-2	2-0	-	1-0	1-1	-
Jackson, Jalen	10-10	20	4-0	1-0	0-1	DNP	-	-	2-3	0-1	0-1	2-4	1-0	-
Varner, Kristian	8-12	20	1-0	1-2	1-1	0-1	-	1-0	DNP	DNP	2-1	0-2	1-2	1-3
Bradley-Glenn, T	10-9	19	4-3	3-3	3-3	DNP	DNP	-	DNP	DNP	DNP	DNP	DNP	DNP
Williams, Quin	6-12	18	0-3	0-1	2-1	3-2	1-5	DNP	DNP	DNP	DNP	DNP	DNP	DNP
Dedman, Reid	8-6	14	1-0	DNP	-	DNP	1-0	-	4-3	0-2	1-0	-	1-0	0-1
Smith, Kierron	5-8	13	-	0-1	1-0	0-1	0-1	1-0	DNP	-	-	0-3	1-0	2-2
Devine, Parker	7-6	13	0-1	1-1	-	DNP	-	DNP	1-1	-	1-1	-	1-0	3-2
Locke, Trevon	4-6	10	DNP	3-1	DNP	1-0	DNP	0-1	0-1	0-1	0-2	DNP	-	-
Walker, Isaac	8-2	10	2-0	0-1	-	DNP	1-0	2-1	-	-	1-0	-	2-0	-
Fall, Elhadi	2-7	9	DNP	DNP	DNP	DNP	DNP	DNP	DNP	DNP	DNP	1-5	1-0	0-2
Ferguson, Jon	4-5	9	1-0	-	1-0	0-1	-	-	1-0	0-1	1-0	0-2	-	0-1
Dial-Watson, Cha	2-4	6	1-0	0-1	1-0	0-1	-	-	-	0-1	0-1	-	-	-
Davis, Da'Shawn	2-3	5	DNP	DNP	DNP	DNP	DNP	DNP	-	-	2-0	0-3	-	-
Meyers, Justin	3-2	5	1-0	1-0	-	DNP	-	DNP	-	DNP	-	1-2	-	-
McGee, Zyon	2-1	3	DNP	-	-	DNP	-	-	2-1	-	-	DNP	DNP	DNP
Wilson, Brandon	1-2	3	1-0	-	-	DNP	-	-	-	-	0-1	-	0-1	-
Stroud, MJ	3-0	3	2-0	-	-	DNP	1-0	DNP	DNP	DNP	DNP	DNP	DNP	DNP
Lantz, Michael	1-1	2	-	-	-	-	-	-	1-0	-	0-1	-	-	-
Miller, Brian	2-0	2	DNP	DNP	DNP	-	-	DNP	DNP	DNP	DNP	1-0	1-0	DNP
Burgess Jr., Der	2-0	2	-	-	1-0	-	-	1-0	-	-	-	-	DNP	DNP
Wingard, Shamari	2-0	2	1-0	DNP	1-0	DNP	DNP	DNP	DNP	DNP	DNP	DNP	DNP	DNP
White, Jalen	2-0	2	-	-	1-0	-	-	1-0	-	-	-	-	-	DNP
Jones, Amare	1-0	1	-	-	-	-	-	1-0	-	-	DNP	DNP	DNP	DNP
Vantrease, Kyle	1-0	1	-	-	1-0	-	-	-	-	-	-	-	-	-
Hood, Khaleb	1-0	1	-	-	-	-	-	-	-	-	1-0	-	-	-
Langston, Mark	1-0	1	1-0	-	-	-	-	-	-	-	-	-	DNP	DNP
Johnson, Beau	1-0	1	-	-	-	-	1-0	-	DNP	-	-	DNP	-	-
Douglas, Andrew	1-0	1	1-0	DNP	DNP	DNP	DNP	DNP	DNP	DNP	DNP	DNP	DNP	DNP
Brown, AJ	1-0	1	DNP	DNP	DNP	DNP	DNP	DNP	-	-	-	-	-	1-0
Horton, Zeyre	1-0	1	DNP	DNP	DNP	DNP	DNP	DNP	1-0	DNP	DNP	-	DNP	DNP
Williams, Myzel	1-0	1	1-0	DNP	DNP	DNP	DNP	DNP	DNP	DNP	DNP	DNP	DNP	DNP
Arnold, OJ	0-1	1	-	-	-	-	-	-	-	-	0-1	-	-	-
Wheeler, Jackson	1-0	1	DNP	DNP	DNP	DNP	DNP	DNP	DNP	DNP	DNP	1-0	-	DNP
Smyth, Jeffrey	0-1	1	0-1	-	-	DNP	-	-	DNP	DNP	DNP	DNP	DNP	DNP
Denton, Jalen	0-1	1	-	DNP	-	DNP	-	DNP	0-1	DNP	-	-	DNP	DNP

## TACKLES FOR LOSS SUMMARY

	UA-A	TOT	MSU	NU	UAB	BALL	CCU	GAST	JMU	ODU	USA	LA	MRSH	APP
Ellis, Justin	9-2	10.0-30	-	1.0/6	1.0/1	-	1.0/1	2.5/4	0.5/5	-	1.0/7	2.0/4	-	1.0/2
Watson-Trent, Mar	3.5-2	4.5-12	-	-	1.0/2	1.5/4	0.5/4	-	-	-	-	-	1.0/1	0.5/1
Bullard, Latrell	4-0	4.0-13	-	-	1.0/3	1.0/3	-	-	2.0/7	-	-	-	-	-
Bride, Tyler	3-0	3.0-10	1.0/5	1.0/4	-	-	-	1.0/1	-	-	-	-	-	-
Wilson, Anthony	2-1	3.0-7	-	0.5/3	1.0/2	0.5/1	-	-	1.0/1	-	-	-	-	-
McCloud, LJ	2-2	3.0-10	-	-	-	-	-	0.5/1	-	1.0/3	1.0/6	-	0.5/0	-
Canteen, Derrick	2-0	2.0-9	-	-	-	1.0/2	-	-	1.0/7	-	-	-	-	-
Davis, De'Shawn	2-0	2.0-14	-	-	-	-	-	-	-	-	2.0/14	-	-	-
Jackson, Khadry	1-3	2.5-10	-	-	-	0.5/2	1.0/6	-	0.5/1	-	-	-	0.5/1	-
Walker, Isaac	2-1	2.5-17	1.0/6	-	-	-	0.5/4	-	-	-	-	-	1.0/7	-
Bradley-Glenn, T	1-0	1.0-1	1.0/1	-	-	-	-	-	-	-	-	-	-	-
Wingard, Mari	1-0	1.0-6	1.0/6	-	-	-	-	-	-	-	-	-	-	-
Dedman, Reid	1-0	1.0-1	1.0/1	-	-	-	-	-	-	-	-	-	-	-
Williams, Quin	0-2	1.0-2	-	0.5/2	-	0.5/-	-	-	-	-	-	-	-	-
Smith, Kierron	2-0	2.0-6	-	-	-	-	-	1.0/5	-	-	-	-	1.0/1	-
Thompson, NaJee	1-0	1.0-1	-	-	-	-	-	1.0/1	-	-	-	-	-	-
Devine, Parker	1-0	1.0/1	-	-	-	-	-	-	-	-	-	-	-	1.0/1
Jackson, Jalen	0-2	1.0-6	-	-	-	-	-	-	0.5/4	0.5-2	-	-	-	-
Birdsong, Justin	0-1	0.5-1	-	-	-	-	-	-	-	-	-	-	0.5/1	-
Springer, Dillon	0-1	0.5/1	-	-	-	-	-	-	-	-	-	-	-	0.5/1
Robertson, Seth	0-1	0.5-0	-	-	-	-	-	-	-	-	-	-	0.5/0	-

## SACKS SUMMARY

	UA-A	TOT	MSU	NU	UAB	BALL	CCU	GAST	JMU	ODU	USA	LA	MRSH	APP
Ellis, Justin	3-1	3.5-22	-	1.0-6	-	-	-	1.0/1	0.5/5	-	1.0/7	1.0/3	-	-
Walker, Isaac	2-1	2.5-17	1.0-6	-	-	-	0.5/4	-	-	-	-	-	1.0/7	-
Davis, De'Shawn	2-0	2.0-14	-	-	-	-	-	-	-	-	2.0/14	-	-	-
McCloud, LJ	0-1	1.5-8	-	-	-	-	-	-	-	0.5/2	1.0/6	-	-	-
Wilson, Anthony	1-1	1.5-4	-	0.5-3	-	-	-	-	1.0/1	-	-	-	-	-
Canteen, Derrick	1-0	1.0-7	-	-	-	-	-	-	1.0/7	-	-	-	-	-
Jackson, Khadry	1-0	1.0-6	-	-	-	-	1.0/6	-	-	-	-	-	-	-
Jackson, Jalen	0-2	1.0/6	-	-	-	-	-	-	0.5/4	0.5/2	-	-	-	-
Smith, Kierron	1-0	1.0-5	-	-	-	-	-	1.0/5	-	-	-	-	-	-
Devine, Parker	1-0	1.0-1	-	-	-	-	-	-	-	-	-	-	-	1.0/1
Watson-Trent, Mar	0-1	0.5-4	-	-	-	-	0.5/4	-	-	-	-	-	-	-
Williams, Quin	0-1	0.5-2	-	0.5-2	-	-	-	-	-	-	-	-	-	-



## GEORGIA SOUTHERN SUPERLATIVES

## INDIVIDUAL

Rushes	30	White, Jalen at Old Dominion (Oct 22, 2022)
Yards Rushing	45	White, Jalen at Coastal Carolina (Oct 01, 2022)
TD Rushes	2	White, Jalen vs Morgan State (Sep 03, 2022)
	2	Green, Gerald at Nebraska (Sep 10, 2022)
	2	White, Jalen at Nebraska (Sep 10, 2022)
	2	White, Jalen at UAB (Sep 17, 2022)
	2	Green, Gerald at Old Dominion (Oct 22, 2022)
	2	Jordan, Tyler vs App State (Nov 26, 2022)
Long Rush	71	White, Jalen at UAB (Sep 17, 2022)
Pass attempts	64	Vantrease, Kyle vs James Madison (Oct 15, 2022)
Pass completions	38	Vantrease, Kyle vs James Madison (Oct 15, 2022)
Yards Passing	578	Vantrease, Kyle vs James Madison (Oct 15, 2022)
TD Passes	4	Vantrease, Kyle vs Morgan State (Sep 03, 2022)
	4	Vantrease, Kyle vs James Madison (Oct 15, 2022)
Long Pass	75	Vantrease, Kyle vs James Madison (Oct 15, 2022)
Receptions	12	Burgess Jr., Der at Nebraska (Sep 10, 2022)
Yards Receiving	164	Jones, Amare vs James Madison (Oct 15, 2022)
TD Receptions	2	Jones, Amare vs James Madison (Oct 15, 2022)
Long Reception	75	Jones, Amare vs James Madison (Oct 15, 2022)
Field Goals	3	Raynor, Alex at Coastal Carolina (Oct 01, 2022)
	3	Raynor, Alex vs James Madison (Oct 15, 2022)
Punts	6	Beck II, Anthony vs James Madison (Oct 15, 2022)
Punting Avg	47.2	Beck II, Anthony at UAB (Sep 17, 2022)
Long Punt	59	Beck II, Anthony vs James Madison (Oct 15, 2022)
Punts inside 20	4	Beck II, Anthony vs James Madison (Oct 15, 2022)
Long Punt Return	50	Jones, Amare at Coastal Carolina (Oct 01, 2022)
Long Kickoff Return	29	Arnold, OJ at Georgia St. (Oct 08, 2022)
Tackles	16	Watson-Trent, Ma vs South Alabama (Nov 05, 2022)
Interceptions	1	Denton, Jalen vs Morgan State (Sep 03, 2022)
	1	Walker, Isaac vs Morgan State (Sep 03, 2022)
	1	Bride, Tyler vs Morgan State (Sep 03, 2022)
	1	Birdsong, Justin vs Ball State (Sep 24, 2022)
	1	Stampley II, Mar at Georgia St. (Oct 08, 2022)
	1	Wilson, Anthony vs James Madison (Oct 15, 2022)
	1	Bride, Tyler vs James Madison (Oct 15, 2022)
	1	Springer, Dillon vs James Madison (Oct 15, 2022)
	1	Thompson, Najee vs South Alabama (Nov 05, 2022)
	1	Jackson, Khadry vs South Alabama (Nov 05, 2022)
	1	Canteen, Derrick at Louisiana (Nov 10, 2022)

## TEAM

Rushes	50	at Old Dominion (Oct 22, 2022)
Yards Rushing	233	at Nebraska (Sep 10, 2022)
Yards Per Rush	7.8	at Nebraska (Sep 10, 2022)
TD Rushes	5	at Nebraska (Sep 10, 2022)
Pass attempts	64	vs James Madison (Oct 15, 2022)
Pass completions	38	vs James Madison (Oct 15, 2022)
Yards Passing	578	vs James Madison (Oct 15, 2022)
Yards Per Pass	9.0	vs James Madison (Oct 15, 2022)
TD Passes	4	vs Morgan State (Sep 03, 2022)
	4	vs James Madison (Oct 15, 2022)
Total Plays	86	at Nebraska (Sep 10, 2022)
Total Offense	642	at Nebraska (Sep 10, 2022)
Yards Per Play	7.5	at Nebraska (Sep 10, 2022)
Points	59	vs Morgan State (Sep 03, 2022)
Sacks By	4	vs South Alabama (Nov 05, 2022)
First Downs	34	at Nebraska (Sep 10, 2022)
Penalties	7	at Georgia St. (Oct 08, 2022)
	7	vs James Madison (Oct 15, 2022)
	7	vs South Alabama (Nov 05, 2022)
	7	at Louisiana (Nov 10, 2022)
Penalty Yards	75	vs James Madison (Oct 15, 2022)
Turnovers	5	at Georgia St. (Oct 08, 2022)
Interceptions By	3	vs Morgan State (Sep 03, 2022)
	3	vs James Madison (Oct 15, 2022)
Punts	7	vs Marshall (Nov 19, 2022)
Punting Avg	48.4	vs South Alabama (Nov 05, 2022)
Long Punt	59	vs James Madison (Oct 15, 2022)
Punts inside 20	4	vs James Madison (Oct 15, 2022)
Long Punt Return	50	at Coastal Carolina (Oct 01, 2022)

## OPPONENT SUPERLATIVES

## INDIVIDUAL

Rushes	35	Webb, La'Damian, vs South Alabama (Nov 05, 2022)
Yards Rushing	247	Webb, La'Damian, vs South Alabama (Nov 05, 2022)
TD Rushes	4	McBride, DeWayne, at UAB (Sep 17, 2022)
	4	Webb, La'Damian, vs South Alabama (Nov 05, 2022)
Long Rush	54	Washington, Dre', at Louisiana (Nov 10, 2022)
Pass attempts	48	Centeo, Todd, vs James Madison (Oct 15, 2022)
Pass completions	33	Paddock, John, vs Ball State (Sep 24, 2022)
Yards Passing	468	Centeo, Todd, vs James Madison (Oct 15, 2022)
TD Passes	3	McCall, Grayson, at Coastal Carolina (Oct 01, 2022)
	3	Woodbridge, Ben, at Louisiana (Nov 10, 2022)
Long Pass	65	Fancher, Cam, vs Marshall (Nov 19, 2022)
Receptions	10	Jackson, Jayshon, vs Ball State (Sep 24, 2022)
Yards Receiving	139	Brown, Jared, at Coastal Carolina (Oct 01, 2022)
TD Receptions	1	Belt, Brody, at Nebraska (Sep 10, 2022)
	1	McDonald, Terrel, at UAB (Sep 17, 2022)
	1	Jackson, Jayshon, vs Ball State (Sep 24, 2022)
	1	Kozio, Tanner, vs Ball State (Sep 24, 2022)
	1	Roberts, Tyler, at Coastal Carolina (Oct 01, 2022)
	1	Brown, Jared, at Coastal Carolina (Oct 01, 2022)
	1	Gravette, Xavier, at Coastal Carolina (Oct 01, 2022)
	1	Thrash, Jamari, at Georgia St. (Oct 08, 2022)
	1	Lewis, Robert, at Georgia St. (Oct 08, 2022)
	1	Greene Jr., Terr, vs James Madison (Oct 15, 2022)
	1	Brown, Reggie, vs James Madison (Oct 15, 2022)
	1	Jennings, Ali, at Old Dominion (Oct 22, 2022)
	1	Wayne, Jalen, vs South Alabama (Nov 05, 2022)
	1	Bernard, Jacob, at Louisiana (Nov 10, 2022)
	1	Stephens, John, at Louisiana (Nov 10, 2022)
	1	Jefferson, Micha, at Louisiana (Nov 10, 2022)
	1	Ahmed, Shadeed, vs Marshall (Nov 19, 2022)
	1	Horton, EJ, vs Marshall (Nov 19, 2022)
Long Reception	65	Horton, EJ, vs Marshall (Nov 19, 2022)
Field Goals	5	Almendarres, Kenn, at Louisiana (Nov 10, 2022)
Punts	7	Amadi, Jordan, vs Morgan State (Sep 03, 2022)
Punting Avg	51.0	Duane, Ethan, at Old Dominion (Oct 22, 2022)
Long Punt	65	Buschini, Brian, at Nebraska (Sep 10, 2022)
Punts inside 20	3	McConnell, John, vs Marshall (Nov 19, 2022)
Long Punt Return	50	Fleming, Dontae, at Louisiana (Nov 10, 2022)
Long Kickoff Return	39	Smith, Chris, at Louisiana (Nov 10, 2022)
Tackles	22	Henderson, Jason, at Old Dominion (Oct 22, 2022)
Interceptions	2	Buford Jr., Marq, at Nebraska (Sep 10, 2022)

## TEAM

Rushes	56	vs South Alabama (Nov 05, 2022)
Yards Rushing	376	vs App State (Nov 26, 2022)
Yards Per Rush	7.8	vs App State (Nov 26, 2022)
TD Rushes	5	at Nebraska (Sep 10, 2022)
Pass attempts	48	vs James Madison (Oct 15, 2022)
Pass completions	33	vs Ball State (Sep 24, 2022)
Yards Passing	468	vs James Madison (Oct 15, 2022)
Yards Per Pass	9.9	at Coastal Carolina (Oct 01, 2022)
TD Passes	3	at Coastal Carolina (Oct 01, 2022)
	3	at Louisiana (Nov 10, 2022)
Total Plays	88	vs James Madison (Oct 15, 2022)
Total Offense	675	vs James Madison (Oct 15, 2022)
Yards Per Play	7.7	vs James Madison (Oct 15, 2022)
Points	42	at Nebraska (Sep 10, 2022)
Sacks By	2	at Louisiana (Nov 10, 2022)
	2	vs Marshall (Nov 19, 2022)
First Downs	33	at Nebraska (Sep 10, 2022)
Penalties	13	vs South Alabama (Nov 05, 2022)
Penalty Yards	118	vs South Alabama (Nov 05, 2022)
Turnovers	4	vs Morgan State (Sep 03, 2022)
	4	vs James Madison (Oct 15, 2022)
Interceptions By	4	at Georgia St. (Oct 08, 2022)
Punts	8	vs Morgan State (Sep 03, 2022)
Punting Avg	51.0	at Old Dominion (Oct 22, 2022)
Long Punt	65	at Nebraska (Sep 10, 2022)
Punts inside 20	3	vs Marshall (Nov 19, 2022)
Long Punt Return	50	at Louisiana (Nov 10, 2022)



## GEORGIA SOUTHERN SCORING DRIVES

OPPONENT	PLAYS	YDS	DRIVE TIME	QTR/ CLOCK	DRIVE START	SCORING PLAY
MSU	12	80	04:17	2nd/12:20	GS-20	OJ Arnold 4 Yard Catch
MSU	4	6	01:12	2nd/05:33	MSU-9	Alex Raynor 20 Yard Field Goal
MSU	7	56	02:09	2nd/01:28	GS-44	Derwin Burgess Jr. 12 Yard Catch
MSU	1	36	00:27	3rd/10:11	MSU-46	Khaleb Hood 46 Yard Catch
MSU	9	77	03:23	3rd/04:52	GS-23	Jalen White 5 Yard Rush
MSU	7	70	02:28	4th/13:41	GS-20	Jalen White 8 Yard Rush
MSU	2	16	00:38	4th/12:47	MSU-16	Jeremy Singleton 8 Yard Catch
MSU	4	38	01:47	4th/09:06	MSU-38	Gerald Green 8 Yard Rush
MSU	4	38	01:43	4th/06:43	MSU-38	OJ Arnold 23 Yard Rush
NU	13	74	04:59	1st/08:02	GS-26	Jalen White 2 Yard Rush
NU	8	75	01:56	1st/02:21	GS-25	Jalen White 26 Yard Rush
NU	3	75	00:58	2nd/07:27	GS-25	Gerald Green 1 Yard Rush
NU	5	80	01:54	2nd/04:00	GS-20	Gerald Green 47 Yard Rush
NU	8	75	02:48	3rd/12:12	GS-25	Amare Jones 10 Yard Catch
NU	10	77	03:29	4th/14:42	GS-23	Alex Raynor 19 Yard Field Goal
NU	11	75	02:29	4th/00:36	GS-25	Kyle Vantrease 8 Yard Rush
UAB	10	78	05:43	2nd/04:08	GS-22	Derwin Burgess Jr. 6 Yard Catch
UAB	4	80	00:43	3rd/03:12	GS-20	Jalen White 71 Yard Rush
UAB	12	75	04:54	4th/09:54	GS-25	Jalen White 1 Yard Rush
BALL	16	81	07:09	1st/07:46	GS-19	Alex Raynor 25 Yard Field Goal
BALL	6	44	01:00	2nd/13:15	GS-30	Alex Raynor 43 Yard Field Goal
BALL	10	80	05:29	2nd/04:37	GS-20	Gerald Green 6 Yard Rush
BALL	4	75	01:46	3rd/07:10	GS-25	Kyle Vantrease 4 Yard Rush
BALL	6	43	01:47	4th/07:04	BSU-43	Jjay Mcabee 7 Yard Catch
BALL	10	86	03:50	4th/01:40	GS-14	Amare Jones 47 Yard Catch
CCU	10	75	03:27	2nd/12:31	GS-25	Derwin Burgess Jr. 34 Yard Catch
CCU	3	10	01:25	3rd/11:09	CCU-10	Jeremy Singleton 4 Yard Catch
CCU	12	51	05:39	4th/01:05	GS-21	Alex Raynor 45 Yard Field Goal
CCU	5	50	02:37	4th/12:09	50	Jalen White 18 Yard Rush
CCU	6	53	02:14	4th/07:56	GS-01	Alex Raynor 30 Yard Field Goal
CCU	11	85	03:44	4th/02:05	GS-12	Alex Raynor 20 Yard Field Goal
GAST	4	75	01:18	1st/13:42	GS-25	Jalen White 4 Yard Rush
GAST	8	57	02:44	2nd/12:44	GS-25	Alex Raynor 35 Yard Field Goal
GAST	7	75	02:41	2nd/00:53	GS-25	Derwin Burgess Jr. 1 Yard Catch
GAST	8	69	02:33	3rd/07:29	GS-31	Khaleb Hood 15 Yard Catch
GAST	4	42	01:34	3rd/02:22	GAST-42	Amare Jones 24 Yard Catch
GAST	15	68	04:38	4th/08:26	GS-25	Alex Raynor 25 Yard Field Goal
JMU	6	75	02:07	2nd/12:48	GS-25	Amare Jones 13 Yard Catch
JMU	-	-	01:46	2nd/10:58	JMU-0	Joshua Thompson Blocked Punt in Endzone
JMU	1	75	00:12	3rd/13:48	GS-25	Amare Jones 75 Yard Catch
JMU	5	41	01:25	3rd/05:39	JMU-44	Alex Raynor 20 Yard Field Goal
JMU	9	86	02:39	3rd/01:59	GS-14	Jalen White 37 Yard Catch
JMU	5	21	01:21	4th/14:52	JMU-45	Alex Raynor 41 Yard Field Goal
JMU	7	70	02:27	4th/03:53	GS-24	Alex Raynor 24 Yard Field Goal
JMU	10	75	01:18	4th/01:10	GS-25	Derwin Burgess Jr. 22 Yard Catch
ODU	7	75	02:44	1st/00:10	GS-25	Amare Jones 29 Yard Catch
ODU	9	80	04:01	2nd/00:17	GS-20	Jalen White 4 Yard Rush
ODU	9	75	03:48	3rd/09:46	GS-25	Gerald Green 30 Yard Rush
ODU	13	77	04:41	4th/10:00	GS-23	Gerald Green 3 Yard Rush
USA	-	43	00:51	1st/14:09	USA-41	Khadry Jackson 43 Yard Int Return
USA	4	78	01:25	1st/09:20	GS-22	Jalen White 54 Yard Rush
USA	9	75	03:32	1st/03:24	GS-25	Derwin Burgess Jr. 16 Yard Catch
USA	12	65	04:39	2nd/10:17	GS-30	Alex Raynor 22 Yard Field Goal
USA	11	88	03:08	3rd/08:45	GS-12	Jjay Mcabee 7 Yard Catch
LA	8	96	03:32	2nd/13:43	GS-4	Derwin Burgess Jr. 32 Yard Catch
LA	9	68	03:08	3rd/04:25	GS-32	Marcus Sanders Jr. 25 Yard Catch
LA	8	60	02:02	4th/11:59	GS-18	Alex Raynor 39 Yard Field Goal
MRSH	7	67	02:58	1st/04:31	GS-25	Alex Raynor 46 Yard Field Goal
MRSH	8	85	02:23	2nd/02:16	GS-15	Khaleb Hood 27 Yard Catch
APP	9	73	04:49	1st/05:42	GS-27	AJ Brown 13 Yard Rush
APP	9	75	02:28	2nd/08:08	GS-25	Tyler Jordan 1 Yard Rush
APP	10	57	02:32	2nd/00:38	GS-25	Alex Raynor 35 Yard Field Goal
APP	10	75	04:17	3rd/07:52	GS-25	Tyler Jordan 2 Yard Rush
APP	8	75	03:45	3rd/02:53	GS-25	Evan Lester 1 Yard Catch
APP	5	69	02:02	4th/04:22	GS-31	Kyle Vantrease 3 Yard Rush
APP	3	25	00:00	0T/00:00	APP-25	Jjay Mcabee 4 Yard Catch
APP	2	25	00:00	20T/00:00	APP-25	Ezrah Archie 25 Yard Catch

## GEORGIA SOUTHERN SCORING

67 Total Scores (23 Run, 26 Pass, 16 FG, 1 Special Teams, 0 Safety, 1 Defense)

- 10 First Quarter Scores (5 Run, 2 Pass, 2 Field Goals, 0 Special Teams, 0 Safety, 1 Defense)
- 19 Second Quarter Scores (5 Run, 8 Pass, 5 Field Goals, 1 Special Teams, 0 Safety, 0 Defense)
- 16 Third Quarter Scores (5 Run, 10 Pass, 1 Field Goals, 0 Special Teams, 0 Safety, 0 Defense)
- 20 Fourth Quarter Scores (8 Run, 4 Pass, 8 Field Goals, 0 Special Teams, 0 Safety, 0 Defense)
- 2 Overtime Scores (0 Run, 2 Pass, 0 Field Goal)

## GEORGIA SOUTHERN

Most Plays in a Scoring Drive: 16(FG)(16-81 07:09) vs Ball State

Fewest Plays in a Scoring Drive: 1(TD)(1-28 00:27) vs Morgan State

Longest Scoring Drive: 96 Yards (TD)(8-96 03:32) at Louisiana

Shortest Scoring Drive: 6 Yards (FG)(4-6 01:12) vs Morgan State

Longest TOP Scoring Drive: 07:09 (TD)(16-81 07:09) vs Ball State

Shortest TOP Scoring Drive: 00:12 (TD)(1-75 00:12) vs James Madison

## OPPONENTS

Most Plays in a Scoring Drive: 16(TD)(16-77 07:47) at UAB

Fewest Plays in a Scoring Drive: 1(TD)(1-28 00:09) at Louisiana

Longest Scoring Drive: 98 Yards (TD)(15-98 05:58) at Nebraska

Shortest Scoring Drive: 0 Yards (FG)(4-0 00:21) at Old Dominion

Longest TOP Scoring Drive: 07:47 (16-77 07:47) at UAB

Shortest TOP Scoring Drive: 00:09 (TD)(1-28 00:09) at Louisiana

## DRIVE START AVERAGES

OBTAINED	GEORGIA SOUTHERN		OPPONENTS	
	#	AVG	#	AVG
Kickoff	78	24.4	79	25.6
Punt	47	24.8	46	24.0
Field Goal Missed	0	0.0	0	0.0
Fumble	2	28.0	4	41.5
Interception	10	23.9	14	25.4
Downs	9	23.3	9	28.1
ALL DRIVES	146	24.5	152	25.7





## 25-YARD PLAYS

YARDS	TYPE	PLAYERS	OPPONENT
75*	Pass	Vantrease to Jones	James Madison
71*	Rush	White	UAB

YARDS	TYPE	PLAYERS	OPPONENT
67	Rush	Green	Nebraska
65	Pass	Vantrease to Singleton	Georgia State

YARDS	TYPE	PLAYERS	OPPONENT
55	Rush	White	Marshall
54*	Rush	White	South Alabama
53	Pass	Vantrease to Burgess Jr.	Ball State
50	PR	Jones	Coastal Carolina
50	Pass	Vantrease to Thompson	Louisiana
50	Pass	Vantrease to Thompson	App State

YARDS	TYPE	PLAYERS	OPPONENT
47*	Rush	Green	Nebraska
47*	Pass	Vantrease to Jones	Ball State
46*	Pass	Vantrease to Hood	Morgan State
44	Pass	Vantrease to Burgess Jr.	Ball State
43*	Int-Ret	K. Jackson	South Alabama
42	Pass	Vantrease to Singleton	App State

YARDS	TYPE	PLAYERS	OPPONENT
38	Pass	Vantrease to Hood	James Madison
37*	Pass	Vantrease to White	James Madison
37	Pass	Vantrease to Johnson	Nebraska
37	Pass	Vantrease to Hood	Coastal Carolina
35	Pass	Vantrease to Burgess Jr.	Nebraska
34*	Pass	Vantrease to Burgess Jr.	Coastal Carolina
33	Pass	Vantrease to Singleton	James Madison
33	Pass	Vantrease to Jones	James Madison
33	Pass	Vantrease to Hood	Louisiana
33	Pass	Vantrease to Singleton	App State
32	INT	Bride	James Madison
31	Pass	Vantrease to Kenerson	Nebraska
30*	Rush	Green	Old Dominion
30	Pass	Vantrease to Mcabee	South Alabama

YARDS	TYPE	PLAYERS	OPPONENT
29	Rush	White	Marshall
29*	Pass	Vantrease to Jones	Old Dominion
29	Pass	Vantrease to Jones	James Madison
29	Pass	Vantrease to Hood	James Madison
29	KOR	Arnold	Georgia State
28	Pass	Vantrease to Singleton	Morgan State
27*	Pass	Vantrease to Hood	Marshall
27	Pass	Vantrease to Hood	Old Dominion
27	Pass	Vantrease to Singleton	James Madison
27	Pass	Vantrease to Kenerson	Morgan State
27	Pass	Vantrease to Hood	Nebraska
26	KOR	Arnold	Old Dominion
26	Pass	Vantrease to Hood	App State
26	Pass	Vantrease to Kenerson	Morgan State
26*	Rush	White	Nebraska
25	Pass	Vantrease to Jones	Coastal Carolina
25*	Pass	Vantrease to Sanders Jr.	Louisiana
25	Pass	Vantrease to Lester	Louisiana
25*	Pass	Vantrease to Archie	App State
25	KOR	Arnold	App State

\* - Indicates touchdown was scored on the play

## LONGEST PLAYS BY THE NUMBERS

PLAYS	NO	TD
100+	0	0
90-99	0	0
80-89	0	0
70-79	2	2
60-69	2	0
50-59	6	1
40-49	5	3
30-39	15	4
20-29	56	7

20+ YARD PLAYS BY TYPE	NO	TD
Rushing	13	6
Passing	56	11
Punt returns	3	0
Kick returns	13	0
Interceptions	1	0
Fumble returns	0	0
Other	0	0
<b>TOTAL</b>	<b>86</b>	<b>17</b>

## LONGEST PLAYS OF THE YEAR

## RUSHING

71 White, Jalen vs UAB (9/17/2022)

## RUSHING TOUCHDOWN

71 White, Jalen vs UAB (9/17/2022)

## PASSING

75 Jones, Amare from Vantrease, Kyle  
vs James Madison (10/15/2022)

## PASSING TOUCHDOWN

75 Jones, Amare from Vantrease, Kyle  
vs James Madison (10/15/2022)

## PUNT RETURN

50 Jones, Amare vs Coastal Carolina (10/1/2022)

## KICK RETURN

29 Arnold, OJ vs Georgia State (10/8/2022)

## INTERCEPTION RETURN

43 Jackson, Khadry vs South Alabama (11/5/2022)

## FUMBLE RETURN

-

## FIELD GOAL RETURN

-

## PUNT

59 Beck II, Anthony vs James Madison (10/15/2022)

## FIELD GOAL

46 Raynor, Alex vs Marshall (11/19/2022)

## 25-YARD PLAYS PER PLAYER

PLAYER	NO	TD	RUSH	PASS	KR	PR	IR	FR
Khaleb Hood	15	2	0	13	1	1	0	0
Jalen White	10	4	7	3	0	0	0	0
OJ Arnold	10	1	2	0	8	0	0	0
Amare Jones	9	4	0	8	0	1	0	0
Jeremy Singleton	8	0	0	8	0	0	0	0
Derwin Burgess Jr.	7	2	0	7	0	0	0	0
Darius Lewis	5	0	0	1	4	0	0	0
Gerald Green	4	2	4	0	0	0	0	0
Sam Kenerson	3	0	0	3	0	0	0	0
Ezrah Archie	2	1	0	2	0	0	0	0
Marcus Sanders Jr.	2	1	0	2	0	0	0	0
Beau Johnson	2	0	0	2	0	0	0	0
Ijay Mcabee	2	0	0	2	0	0	0	0
Joshua Thompson	2	0	0	2	0	0	0	0
Khadry Jackson	1	1	0	0	0	0	1	0
Tyler Bride	1	0	0	0	0	0	1	0
Evan Lester	1	0	0	1	0	0	0	0

**collegepressbox**  
SINCE 2005 EVERYTHING BUT THE PREGAME MEAL

**2023**

**NATIONAL CHAMPIONSHIP**

**131 Teams**

**10 Conferences**

**42 Bowls**

**25 Awards**

**collegepressbox** is the official  
media website for Division I football

Access and download game notes, quotes, statistics, media guides,  
headshots, logos and more for all FBS schools, conferences,  
postseason games, awards and the College Football Playoff

**For access, please register for an account at:**  
**[collegepressbox.com/register](https://collegepressbox.com/register)**

 [collegepressbox](https://twitter.com/collegepressbox)

 [collegepressboxvideo](https://www.youtube.com/collegepressboxvideo)