

LOUISIANA

2021 SUN BELT CHAMPIONS • 9 CONFERENCE TITLES • 12 BOWL APPEARANCES • 267 ALL-CONFERENCE SELECTIONS

/// Louisiana vs. Houston ///

Fri., Dec. 23 | Independence Stadium (48,975) | Shreveport, La. | 2 p.m. | ESPN

RAGIN' CAJUNS



6-6, 4-4 SUN BELT

QUICK HITS

Ranking (AP/CP/CFP) --/--
Last Game Nov. 26
..... W, at Texas State, 41-13
Coach.....Michael Desormeaux
Career Record 7-6 (2)
Record at UL Same

STATISTICAL LEADERS

Passing.....Ben Wooldridge
..... 138-244-4, 1,661 yds, 15 TDs

Receiving.....Michael Jefferson
.....51 rec., 810 yds, 7 TDs

Rushing.....Chris Smith
.. 112 car., 580 yds, 5.2 avg., 3 TDs

Tackles..... Jourdan Quibodeaux
.....101 total (26 solo/75 asst)

Sacks.....Andre Jones
.....7.5 sacks (-54 yds)

INSIDE THE SERIES

Series..... UH leads, 6-3
Last Meeting..... W, 31-28 (10/7/06)
In Lafayette UH leads, 3-1
In Houston UH leads, 3-2
Neutral Site n/a
Current Streak UL, W1
Longest Winning Streak..... UH, W6
Last 10 Games..... UH leads, 6-3
Biggest Win..... 14 (21-7; 10/2/48)
Biggest Loss..... 56 (63-7; 10/3/92)
Most Louisiana Points..... 31 (10/7/06)
Most UH Points..... 63 (10/3/92)
Fewest Louisiana Points..... 0 (9/18/99)
Fewest UH Points..... 7 (2x, last 10/2/48)
Games Decided by 3 Pts or Less 1-0
Games Decided by 7 Pts or Less 2-2

A LOUISIANA WIN WOULD BE...

- The fourth-straight bowl win for the Ragin' Cajuns in as many years
- The first win for UL at the Independence Bowl
- The fourth win over Houston and second consecutive

COUGARS



7-5, 5-3 AAC

QUICK HITS

Ranking (AP/CP/CFP) --/--
Last Game Nov. 26
..... L, vs. Tulsa, 30-37
CoachDana Holgorsen
Career Record.....87-61 (12)
Record at UH26-20 (4)

STATISTICAL LEADERS

Passing..... Clayton Tune
..... 316-469-10, 3,845 yds, 37 TDs

Receiving.....Nathaniel Dell
.....103 rec., 1,354 yds, 15 TDs

Rushing.....Stacy Sneed
.....70 car., 489 yds., 7.0 avg., 5 TDs

Tackles.....Donavan Mutin
.....79 (40 solo/39 assist)

Sacks.....D'Anthony Jones
.....7.0 sacks (-32 yds)

LOUISIANA FACES HOUSTON IN 46TH ANNUAL INDEPENDENCE BOWL

- The Ragin' Cajuns take part in the fifth-consecutive bowl game as they on Houston at the 46th annual Radiance Technologies Independence Bowl on Dec. 23 in Shreveport.
- The game is the 10th meeting all-time between the two schools with Houston holding a 6-3 advantage.
- The Ragin' Cajuns won the last meeting, 31-28, on Oct. 7, 2006, in which head coach Michael Desormeaux and defensive coordinator Lamar Morgan were members of the team. In that win, Desormeaux had one rush for 51 yards while Morgan made five tackles.

A LOOK AT THE RAGIN' CAJUNS

- Louisiana enters the weekend tied for 10th among FBS schools with 15 interceptions on the season. Eleven different Ragin' Cajuns have recorded a pick this season.
- Louisiana is 23rd nationally and third in the Sun Belt in turnover margin at 0.58. The defense has forced 23 turnovers, which ties for 18th nationally.
- Eric Garror is one of five players in FBS to return two punt returns for touchdowns this season. The senior has three returns for touchdown in his career, which is tied for the school record. The Mobile, Ala., native ranks third in the nation in punt return average at 14.8.
- Bralen Trahan has been a ballhawk for the Ragin' Cajuns defense as the senior has four interceptions on the season. His four picks are tied for 17th in the FBS.
- For his career, Trahan has 13 interceptions, which ranks second for the most among career active leaders in FBS and ranks fourth all-time in Louisiana history.
- Zi'Yon Hill-Green tied the school record for most career sacks. The New Iberia, Louisiana, native has 21.0 throughout his illustrious career and is tied for 18th among active leaders in the NCAA.
- Eleven Ragin' Cajuns earned All-Sun Belt honors including first team members Zi'Yon Hill-Green, Bralen Trahan and return specialist Eric Garror.
- Andre Jones, Jourdan Quibodeaux were named to the second team, Michael Jefferson was voted to the third team as Neal Johnson, Johnny Lumpkin, Kris Moncrief and Chris Smith earned honorable mention honors.

2022 SCHEDULE/RESULTS

OVERALL: 6-6 | SUN BELT: 4-4

HOME: 4-2 | ROAD: 2-4 | NEUTRAL: 0-0

SEPTEMBER

3	Southeastern Louisiana	ESPN+	W, 24-7
10	Eastern Michigan	NFLN	W, 49-21
17	at Rice	ESPN+	L, 21-33
24	at ULM*	ESPN+	L, 17-21

OCTOBER

1	South Alabama*	ESPN+	L, 17-20
12	at Marshall*	ESPN2	W, 23-13
22	Arkansas State*	ESPN+	W, 38-18
27	at Southern Miss*	ESPN2	L, 24-39

NOVEMBER

5	Troy*	ESPN+	L, 17-23
10	Georgia Southern*	ESPN	W, 36-17
19	at #20 Florida State	ACC RSN	L, 17-49
26	at Texas State*	ESPN+	W, 41-13

DECEMBER

23	vs. Houston	ESPN	6 p.m.
----	-------------	------	--------

Home Games BOLD | * - SBC Game

GAMEDAY MEDIA

TELEVISION

ESPN

Dave Neal (pxp)
Deuce McAllister (analyst)
Harry Lyles Jr. (sideline)



RADIO

The GOAT 103.3

Jay Walker (PxP)
Gerald Broussard (Analyst)
Cody Junot (Sideline)



LOUISIANA COACHING STAFF

Head Coach	Michael Desormeaux
Offensive Coordinator/WR	Tim Leger
Defensive Coordinator/S	LaMar Morgan *
Associate Head Coach/TE	Jorge Munoz
Assistant Coach/RB	Matt Bergeron
Assistant Coach/CB	Jeff Burris
Assistant Coach/OL	Jeff Norrid
Assistant Coach/ILB	Galen Scott
Assistant Coach/OLB	Mike Giuliani
Assistant Coach/OL	Bryant Ross
Assistant Coach/DL	Dennis Thomas
Special Teams Coordinator	Luke Paschall
Strength and Conditioning	Connor Neighbors

Louisiana Athletics Communications

201 Reinhardt Drive
Lafayette, LA 70506
Website: RaginCajuns.com



Evan Roberts

Associate AD - Communications
Football Contact
C: (260) 615-8662
evan.roberts@louisiana.edu



Matt Sullivan

Director
Secondary Football Contact
C: (985) 981-0009
matt.sullivan@louisiana.edu



Matt Hebert

Assistant Director
C: (337) 288-6023
matth@louisiana.edu



collegepressbox is the official media website for Division I football. Access and download game notes, quotes, statistics, media guides, headshots, logos and more for all FBS schools, conferences, postseason games, awards and the College Football Playoff.

For access, please register for an account at collegepressbox.com/register.

LOUISIANA FOOTBALL WEEKLY MEDIA SCHEDULE

MONDAY	TUESDAY	WEDNESDAY	THURSDAY	FRIDAY	SATURDAY
Press Conference at Team Hotel 4 p.m.	CLOSED	National Signing Day Press Conference 4 p.m.	Press Conference at Independence Stadium 10 a.m. Louisiana Athletics Live 6 p.m.	Game Day vs. Houston 2 p.m. Post-game press conference at Independence Stadium	

LOUISIANA QUICK FACTS AND TEAM INFORMATION

UNIVERSITY INFORMATION

Location	Lafayette, La.
Population.....	126,674
Founded	1898
Enrollment	19,200
Conference.....	Sun Belt
Nickname	Ragin' Cajuns
School Colors	Vermilion (PMS 193) and White
President.....	Dr. E. Joseph Savoie
Vice President for Intercollegiate Athletics	Dr. Bryan Maggard
NCAA Faculty Rep.....	Anita Hazelwood
Athletics Website	www.RaginCajuns.com
Twitter (Athletics)	@RaginCajuns
Twitter (Football)	@RaginCajunsFB

STADIUM INFORMATION

Stadium.....	Cajun Field
Capacity	41,426
Playing Surface.....	Matrix Turf
Press Box Phone.....	(337) 851-2255
Cajun Field Record	150-114-2
First Game	Sept. 25, 1971 (21-0 vs. Santa Clara)
Largest Crowd.....	41,357 (Sept. 5, 2009 vs. Southern)

LOUISIANA FOOTBALL FACTS

2021 Record.....	13-1
2021 SBC Record	8-0
Primary Offense	Spread
Primary Defense.....	3-4
First Season of Football	1901
All-Time Record	551-564-34
All-Time SBC Record	80-57
Conference Championships	9 (Last in 2021)
Gulf State Championships	4 (Last in 1970)
Big West Championships	2 (Last in 1994)
Sun Belt Championships	3 (Last in 2021)
Bowl Appearances	12 (Last in 2022)
Bowl	R+L Carriers New Orleans Bowl
Outcome	Won 36-21 vs. Marshall (Dec. 18, 2021)
Bowl Record.....	6-3
Returning (Off/Def/Spec)	97 (45/46/6)
Lost (Off/Def/Spec)	35 (19/14/2)
Starters Returning (Off/Def/Spec)	13 (6/5/3)
Starters Lost (Off/Def/Spec).....	12 (5/6/1)

COACHING STAFF

Head Coach	Michael Desormeaux, 2nd Season (Career Record: 7-6)
Offensive Coordinator/WR/Recruiting.....	Tim Leger, 5th Season
Defensive Coordinator/S	LaMar Morgan, 2nd Season
Associate Head Coach/TE.....	Jorge Munoz, 11th Season
Assistant Coach/RB	Matt Bergeron, 1st Season
Assistant Coach/CB	Jeff Burris, 2nd Season
Assistant Coach/OL.....	Jeff Norrid, 2nd Season
Assistant Coach/ILB	Galen Scott, 2nd Season
Assistant Coach/OLB	Mike Giuliani, 1st Season
Assistant Coach/ Assistant OL.....	Bryant Ross, 1st Season
Assistant Coach/DL	Dennis Thomas, 1st Season
Special Teams Coordinator	Luke Paschall, 1st Season
Director of Football Strength and Conditioning.....	Connor Neighbors, 1st Season
Chief of Staff for Football	Troy Wingerter, 24th Season
Assistant AD for Video Operations	Darren Walker, 21st Season

2022 LOUISIANA FOOTBALL ROSTER

ALPHABETICAL ROSTER		
26	Justin Agu	CB
45	Kenneth Almendares	K
21	Trey Amos	CB
11	Caleb Anderson	CB
27	Key'Savalyn Barnes	CB
19	Jamal Bell	WR
4	Jacob Bernard	WR
2	Brandon Bishop	S
60	Zach Boulet	OL
31	Jared Braxton	WR
89	Calvin Bullock	WR
83	Damani Burrell	TE
55	Landon Burton	OL
47	Rhys Byrns	P
84	Jathan Caldwell	TE
11	Dalen Cambre	WR
16	Kaleb Carter	WR
86	Terrance Carter	TE
30	Cejae Ceasar	S
95	Blake Champagne	DL
50	Ross Cheatham	LB
54	Jake Chiasson	LB
2	Zeon Chriss	QB
20	Jalen Clark	CB
30	Treyv'on Culbert	WR
39	Denim Day	CB
68	Nick Dore	OL
36	Lorenzell Dubose	CB
34	Kailep Edwards	LB
48	Maurion Eleam	S
18	Chandler Fields	QB
23	Courtline Flowers	CB
25	Kendre' Gant	LB
7	Eric Garror	CB
17	Cameron George	LB
53	AJ Gillie	OL
52	Demetrus Gladney	DL
82	Rhett Guidry	TE
33	Tyler Guidry	LB
70	Jax Harrington	OL
87	Tyler Hatcher	TE
91	Sonny Hazard	DL
74	Colby Hebert	OL
4	Zi'Yon Hill-Green	DL
73	David Hudson	OL
94	Dalvin Hutchinson	DL
71	George Jackson	OL
34	Calep Jacob	CB
33	Collin Jacob	CB
81	Jaydon Johnson	WR
9	Neal Johnson	TE
45	Caleb Kibodi	LB
0	Jacob Kibodi	RB
40	Logan Klotz	K
46	Jordan Lawson	DL
29	Peter LeBlanc	WR
12	Lance LeGendre	QB
84	Thomas Leo	K
3	Tyrone Lewis, Jr.	S
41	Joe Lombardi, Jr.	TE
88	Johnny Lumpkin	TE
79	Mackey Maillho	OL
19	Dale Martin	WR
28	Keyon Martin	CB
59	Wesley Maze	LB
13	Amir McDaniel	CB
8	Zy McDonald	QB
77	King McGowen	OL
93	Nijel McGriff	DL

No.	Name	Pos.	Ht.	Wt.	Cl.	Hometown/Previous School
0	Jacob Kibodi	RB	6-1	221	R-Jr.	Baton Rouge, La./Christian Life Academy/Texas A&M
0	Kam Pedescleaux	S	5-8	196	R-Jr.	Houston, Texas/Manvel
2	Brandon Bishop	S	6-0	194	R-Jr.	Tuscaloosa, Ala./Hillcrest/Alabama
2	Zeon Chriss	QB	6-2	208	Fr.	Baton Rouge, La./Madison Prep Academy
3	Tyrone Lewis, Jr.	S	5-11	200	R-So.	Hammond, La./Hammond/Kansas State
4	Jacob Bernard	WR	5-10	190	R-So.	Mandeville, La./Lakeshore
4	Zi'Yon Hill-Green	DL	6-1	285	R-Sr.	New Iberia, La./Catholic
6	Kris Moncrief	LB	6-1	242	Sr.	Raleigh, Miss./Raleigh
6	Errol Rogers, Jr.	WR	5-11	196	So.	DeLand, Fla./Lafayette Christian Academy
7	Eric Garror	CB	5-9	178	Sr.	Mobile, Ala./McGill Toolen
7	John Stephens, Jr.	WR	6-5	221	Sr.	Logansport, La./Logansport/TCU
8	Zy McDonald	QB	5-9	185	R-Fr.	Ridgeland, Miss./Ridgeland
8	Kendall Wilkerson	DL	6-5	288	R-So.	Kentwood, La./Kentwood
9	Neal Johnson	TE	6-4	247	Jr.	Mesquite, Texas/West Mesquite
10	Ben Wooldridge	QB	6-3	211	R-Jr.	Pleasanton, Calif./Foothill/Fresno State
11	Caleb Anderson	CB	6-3	203	R-Fr.	Clinton, La./East Feliciana
11	Dalen Cambre	WR	6-0	183	R-So.	Lafayette, La./St. Thomas More
12	Lance LeGendre	QB/WR	6-2	223	R-So.	New Orleans, La./Warren Easton/Maryland
13	Amir McDaniel	CB	5-8	183	R-So.	Pensacola, Fla./West Florida Tech
13	Chris Smith	RB	5-9	200	R-Jr.	Louisville, Miss./Nanhi Waiya Attendance Center
15	Ja'Marian Peterson	OLB	6-3	232	R-Fr.	New Orleans, La./De La Salle
16	Kaleb Carter	WR	6-0	180	R-Jr.	Cecilia, La./Cecilia
16	A.J. Washington	CB	6-1	178	Sr.	Houston, Texas/C.E. King
17	Cameron George	LB	6-1	251	R-Fr.	Lafayette, La./Acadiana
18	Chandler Fields	QB	5-10	201	R-So.	Metairie, La./Archbishop Rummel
18	Jasper Williams	LB	6-0	221	Jr.	Grenada, Miss./Grenada/East Mississippi CC
19	Jamal Bell	WR	6-0	192	R-Sr.	Brownsboro, Texas/Brownsboro/Tyler JC
19	Dale Martin	WR	6-2	190	Fr.	Maurice, La./North Vermilion
19	AJ Riley	LB	6-2	220	R-Jr.	Plaquemine, La./Plaquemine
20	Jalen Clark	CB	6-2	199	R-Fr.	New Orleans, La./Alabama Christian Academy
20	Dre'lyn Washington	RB	5-9	225	R-Fr.	Hemphill, Texas/Hemphill
21	Trey Amos	CB	6-1	197	R-So.	New Iberia, La./Catholic
21	Zylan Perry	RB	5-10	187	Fr.	Franklin, La./Franklin
22	Patrick Mensah	S	5-9	178	R-Jr.	Baton Rouge, La./Catholic
23	Courtline Flowers	CB	6-0	180	So.	Dallas, Texas/South Oak Cliff
23	Terrence Williams	RB	6-1	231	So.	Many, La./Many
24	Pearse Migl	TE	6-0	229	R-Jr.	Welsh, La./Welsh
24	Bralen Trahan	S	6-0	201	R-Sr.	Lafayette, La./Acadiana
25	Kendre' Gant	LB	6-4	224	R-So.	Port St. Joe, Fla./Independence CC
26	Justin Agu	CB	6-1	178	R-Fr.	Prairieville, La./Dutchtown
27	Key'Savalyn Barnes	CB	5-11	196	R-Fr.	Logansport, La./Logansport
27	Kendrell Williams	RB	5-10	194	R-Fr.	Carencro, La./Carencro
28	Keyon Martin	CB	5-9	160	R-So.	Fort Lauderdale, Fla./Youngstown State/Deerfield Beach
29	Peter LeBlanc	WR	6-2	192	Jr.	New Iberia, La./Catholic-New Iberia
29	K.C. Ossai	LB	6-1	242	So.	Conroe, Texas/Oak Ridge
30	Cejae Ceasar	S	6-1	201	R-Fr.	Iowa, La./Iowa
30	Treyv'on Culbert	WR	5-10	194	R-Fr.	Alexandria, La./Alexandria
31	Jared Braxton	WR	5-11	170	Fr.	Natchitoches, La./Natchitoches Central
31	Tyree Skipper	S	6-2	190	R-Fr.	New Orleans, La./Sophie B. Wright Charter School
33	Tyler Guidry	LB	6-2	252	Jr.	Baton Rouge, La./Southern Lab
33	Collin Jacob	CB	5-11	170	Fr.	Loreauville, La./Loreauville
34	Kailep Edwards	LB	6-0	228	Fr.	Wallace, La./West St. John
34	Calep Jacob	CB	6-0	173	Fr.	Loreauville, La./Loreauville
35	Chaz Ward	RB	6-0	237	Jr.	Houma, La./Terrebonne/Lamar
36	Lorenzell Dubose	CB	6-0	181	Fr.	Monroe, La./Neville
36	Gavin Royer	K	6-0	168	Fr.	Carencro, La./Carencro
37	Preston Stafford	K	6-0	172	R-Jr.	Baton Rouge, La./Catholic/LSU
38	Charlie Wells	WR	5-10	175	Fr.	Morgan City, La./Morgan City
38	Cameron Whitfield	LB	6-3	244	R-Fr.	Houston, Texas/Dawson
39	Carter Milliron	LS	6-0	239	Fr.	Hoover, Ala./Hoover
39	Denim Day	CB	6-0	148	Fr.	College Station, Texas/A&M Consolidated
40	Logan Klotz	K	6-1	177	R-Fr.	Slidell, La./Pope John Paul II
40	Hunter Sims	LS	6-2	209	R-Fr.	Arcola, Miss./Copiah-Lincoln CC
41	Joe Lombardi, Jr.	TE	6-2	222	R-Fr.	Metairie, La./Jesuit
41	Ty'Darien Quinney	S	5-10	163	R-So.	Alexandria, La./Tioga
43	Jourdan Quibodeaux	LB	6-0	217	R-Sr.	Lafayette, La./Acadiana
43	Aaron Wright	S	6-1	191	R-Fr.	Ruston, La./Ruston
44	Taelon Nicholas	RB	5-9	183	Fr.	Baton Rouge, La./Catholic
44	Jake St. Andre	LB	6-1	222	R-Fr.	Bossier City, La./Haughton
45	Kenneth Almendares	K	6-1	242	R-So.	Clute, Texas/Brazoswood
45	Caleb Kibodi	LB	6-1	230	R-Fr.	Baton Rouge, La./Parkview Baptist
46	Jordan Lawson	DL	6-4	246	R-Fr.	Brandon, Miss./Brandon
47	Rhys Byrns	P	6-0	191	Sr.	Melbourne, Australia/Padua College

2022 LOUISIANA FOOTBALL ROSTER

48	Maurion Eleam	S	5-9	185	Fr.	Monroe, La./Neville	22	Patrick Mensah	S
50	Ross Cheatham	LB	6-2	227	R-Sr.	New Orleans, La./St. Augustine/Tulane	24	Pearse Migl	TE
50	Nathan Thomas	OL	6-5	328	R-So.	New Orleans, La./Chalmette	39	Carter Milliron	LS
51	James Ohonba	OL	6-3	311	R-Jr.	Stockbridge, Ga./Woodland/Michigan State	6	Kris Moncrief	LB
51	Evan Padilla	K	5-6	174	R-Sr.	San Diego, Calif./Del Norte/UMass	75	Kaden Moreau	OL
52	Demetrus Gladney	DL	6-3	251	Fr.	Haughton, La./Haughton	66	Trent Murphy	OL
52	James Segrest	LS	6-2	197	R-So.	Lafayette, La./St. Thomas More/Harding University	90	Mason Narcisse	DL
53	AJ Gillie	OL	6-2	321	R-So.	Natchitoches, La./Natchitoches Central	97	Ja-Quane Nelson	DL
53	Christopher Scott	DL	6-1	240	Fr.	Boutte, La./Hahnville	44	Taelon Nicholas	RB
54	Jake Chiasson	LB	5-11	215	R-Fr.	Lafayette, La./St. Thomas More/LSU	51	James Ohonba	OL
55	Landon Burton	OL	6-3	298	R-So.	Lafayette, La./St. Thomas More	96	RJ Oliver	DL
56	Joshua Robinson	DL	6-1	242	Fr.	Destrehan, La./Destrehan	29	K.C. Ossai	LB
57	Hunter Warren	LB	6-0	219	Fr.	Houston, Texas/Cypress Fair	51	Evan Padilla	K
59	Wesley Maze	LB	6-1	228	R-Fr.	Bell City, La./St. Louis Catholic	0	Kam Pedescleaux	S
60	Zach Boulet	OL	6-1	257	R-Fr.	Lafayette, La./Catholic	21	Zylan Perry	RB
64	Bryant Williams	OL	6-7	310	Fr.	Lake Charles, La./Grand Lake	15	Ja'Marian Peterson	OLB
65	Carlos Rubio	OL	6-4	295	R-Sr.	Alexandria, La./Alexandria Senior	43	Jourdan Quibodeaux	LB
66	Trent Murphy	OL	6-3	284	Fr.	Opelousas, La./Opelousas	41	Ty'Darien Quinney	S
68	Nick Dore	OL	6-3	271	Fr.	Dallas, Texas/Dallas Christian	82	Larry Reimonenq	S
70	Jax Harrington	OL	6-4	323	R-So.	Erath, La./Erath	19	AJ Riley	LB
71	George Jackson	OL	6-4	314	R-Fr.	Stone Mountain, Ga./Stephenson	80	Charles Robertson	WR
73	David Hudson	OL	6-0	269	R-Sr.	Lafayette, La./Lafayette	56	Joshua Robinson	DL
74	Colby Hebert	OL	6-3	310	R-So.	New Iberia, La./Catholic/Kilgore JC	6	Errol Rogers, Jr.	WR
75	Kaden Moreau	OL	6-3	299	Fr.	Pineville, La./Pineville	36	Gavin Royer	K
77	King McGowen	OL	6-5	309	R-So.	Willis, Texas/Willis	65	Carlos Rubio	OL
78	Quinton Williams	OL	6-3	302	So.	Fort Worth, Texas/Brewer/Trinity Valley CC	53	Christopher Scott	DL
79	Mackey Maillho	OL	6-8	368	R-Fr.	Covington, La./Mandeville	52	James Segrest	LS
80	Charles Robertson	WR	6-1	187	Fr.	Zachary, La./Zachary	80	Alex Self	LB
80	Alex Self	LB	6-2	230	R-So.	Greensburg, La./St. Helena College & Career Academy	40	Hunter Sims	LS
81	Jaydon Johnson	WR	6-2	205	Fr.	Missouri City, Texas/Fort Bend Marshall	31	Tyree Skipper	S
81	Kerry Wilson	S	5-10	183	Fr.	Destrehan, La./Destrehan	13	Chris Smith	RB
82	Rhett Guidry	TE	6-5	232	R-Fr.	Baton Rouge, La./Dunham	83	Willie Smith	CB
82	Larry Reimonenq	S	5-9	176	R-Fr.	New Orleans, La./McDonogh 35/Bellhaven	44	Jake St. Andre	LB
83	Damani Burrell	TE	6-6	254	R-Jr.	New Orleans, La./Easton	37	Preston Stafford	K
83	Willie Smith	CB	5-10	183	Fr.	New Orleans, La./Rummel/East Texas Baptist	7	John Stephens, Jr.	WR
84	Jathan Caldwell	TE	6-3	225	R-Fr.	Dickinson, Texas/Dickinson	50	Nathan Thomas	OL
84	Thomas Leo	K	6-3	214	R-Jr.	Winter Garden, Fla./East Ridge/FIU	92	Damon Thompson	DL
85	Robert Williams	WR	6-2	174	R-Fr.	Humble, Texas/Trinity Christian	24	Bralen Trahan	Sa
86	Terrance Carter	TE	6-2	242	Fr.	Killeen, Texas/Harker Heights	35	Chaz Ward	RB
87	Tyler Hatcher	TE	6-4	254	So.	Tomball, Texas/Concordia Lutheran/Trinity Valley CC	57	Hunter Warren	LB
88	Johnny Lumpkin	TE	6-6	268	R-Sr.	Atlanta, Ga./Fredrick Douglass/Hutchinson CC	16	A.J. Washington	CB
89	Calvin Bullock	WR	6-3	191	Fr.	Destrehan, La./Destrehan	20	Dre'lyn Washington	RB
90	Mason Narcisse	DL	6-2	302	So.	Reserve, La./St. Charles Catholic	38	Charlie Wells	WR
91	Sonny Hazard	DL	6-1	310	So.	New Orleans, La./Jesuit	38	Cameron Whitfield	LB
92	Damon Thompson	DL	5-11	258	R-Fr.	Opelousas, La./Opelousas	8	Kendall Wilkerson	DL
93	Nijel McGriff	DL	6-2	271	R-So.	Jacksonville, Fla./Northwest Mississippi CC	64	Bryant Williams	OL
94	Dalvin Hutchinson	DL	6-0	301	Jr.	Monroe, La./West Monroe	18	Jasper Williams	LB
95	Blake Champagne	DL	6-3	274	R-Fr.	Lafayette, La./St. Thomas More/Southeastern	27	Kendrell Williams	RB
96	RJ Oliver	DL	6-1	265	R-Fr.	Baton Rouge, La./McKinley	78	Quinton Williams	OL
97	Ja-Quane Nelson	DL	6-3	303	R-Sr.	High Point, N.C./High Point Central/Hutchinson CC	85	Robert Williams	WR
99	Marcus Wiser	DL	6-1	291	So.	Corpus Christi, Texas/Calallen/Kilgore JC	23	Terrence Williams	RB
							81	Kerry Wilson	S
							99	Marcus Wiser	DL
							10	Ben Wooldridge	QB
							43	Aaron Wright	S

DEPTH CHART vs. Houston (Dec. 23, 2022)

OFFENSE					
Pos.	No.	Name	Cl.	Ht.	Wt.
WR (X)	7	John Stephens, Jr.	Sr.	6-5	221
	12	Lance Legendre	R-So.	6-2	223
WR (H)	4	Jacob Bernard	R-So.	5-10	190
	19	Jamal Bell	R-Sr.	6-0	192
	11	Dalen Cambre	R-So.	6-0	183
LT	50	Nathan Thomas	R-So.	6-5	328
	51	James Ohonba	R-Jr.	6-3	311
LG	53	AJ Gillie	R-So.	6-2	321
	75	Kaden Moreau	Fr.	6-3	299
C	73	David Hudson	R-Sr.	6-0	269
	55	Landon Burton	R-So.	6-3	298
- OR -	60	Zach Boulet	R-Fr.	6-0	257
RG	70	Jax Harrington	R-Fr.	6-3	323
	71	George Jackson	R-Fr.	6-4	314
RT	65	Carlos Rubio	R-Jr.	6-3	295
	78	Quinton Williams	So.	6-3	302
TE (H)	24	Pearse Migl	R-Jr.	6-0	229
	9	Neal Johnson	Jr.	6-3	247
TE (Y)	88	Johnny Lumpkin	R-Sr.	6-5	268
	83	Damani Burrell	R-Jr.	6-6	254
WR (Z)	29	Peter LeBlanc	Jr.	6-2	192
	6	Errol Rogers, Jr.	So.	5-11	196
	16	Kaleb Carter	R-Jr.	5-11	180
QB	18	Chandler Fields	R-So.	5-10	201
	2	Zeon Chriss	Fr.	6-2	208
- OR -	8	Zy McDonald	R-Fr.	5-9	185
RB	13	Chris Smith	R-Jr.	5-9	200
	23	Terrence Williams	So.	6-1	231
- OR -	0	Jacob Kibodi	R-Jr.	6-0	221
- OR -	20	Dre'lyn Washington	R-Fr.	5-9	225
- OR -	21	Zylan Perry	Fr.	5-10	187

DEFENSE					
Pos.	No.	Name	Cl.	Ht.	Wt.
DL	93	Nijel McGriff	R-So.	6-2	271
	95	Blake Champagne	R-Fr.	6-3	274
DL	91	Sonny Hazard	So.	6-0	310
	97	Ja-Quane Nelson	R-Sr.	6-2	303
	94	Dalvin Hutchinson	Jr.	6-0	301
DL	4	Zi'Yon Hill-Green	R-Sr.	6-0	285
	90	Mason Narcisse	So.	6-2	302
OLB	25	Kendre' Gant	R-So.	6-2	224
	19	AJ Riley	R-Jr.	6-2	220
- OR -	33	Tyler Guidry	Jr.	6-1	252
OLB	38	Cameron Whitfield	R-Fr.	6-2	244
	15	Ja-Marian Peterson	R-Fr.	6-2	232
- OR -	33	Tyler Guidry	Jr.	6-1	252
STAR	23	Courtline Flowers	So.	5-11	180
	2	Brandon Bishop	R-So.	5-11	185
- OR -	22	Patrick Mensah	R-So.	5-8	178
ILB	6	Kris Moncrief	Sr.	6-1	242
	29	KC Ossai	So.	6-1	242
ILB	34	Kailep Edwards	Fr.	6-0	228
	43	Jourdan Quibodeaux	R-Sr.	6-0	217
ILB	18	Jasper Williams	Jr.	5-11	221
	7	Eric Garror	Sr.	5-9	178
CB	28	Keyon Martin	R-So.	5-9	160
	13	Amir McDaniel	R-So.	5-8	183
- OR -	0	Kam Pedescleaux	R-Jr.	5-10	196
S	31	Tyree Skipper	R-Fr.	5-10	190
	24	Bralen Trahan	R-Sr.	5-11	201
S	3	Tyrone Lewis, Jr.	R-So.	5-11	200
	21	Trey Amos	R-So.	6-1	197
CB	11	Caleb Anderson	R-Fr.	6-2	203

SPECIALISTS					
Pos.	No.	Name	Cl.	Ht.	Wt.
K	45	Kenneth Almendares	R-So.	6-1	242
	37	Preston Stafford	R-Jr.	5-11	174
P	47	Rhys Byrns	Sr.	5-11	191
	84	Thomas Leo	R-Jr.	6-3	214
LS (Punt)	39	Carter Milliron	Fr.	5-11	239
	40	Hunter Sims	R-Fr.	6-1	209
FG/PAT	40	Hunter Sims	R-Fr.	6-1	209
	39	Carter Milliron	Fr.	5-11	239
H	11	Dalen Cambre	R-So.	6-0	183
	47	Rhys Byrns	Sr.	5-11	191

Pos.	No.	Name	Cl.	Ht.	Wt.
KO	84	Thomas Leo	R-Jr.	6-3	214
	37	Preston Stafford	R-Jr.	5-11	174
- OR -	40	Logan Klotz	R-Fr.	6-0	177
KR	13	Chris Smith	R-Jr.	5-9	200
	7	Eric Garror	Sr.	5-9	178
PR	7	Eric Garror	Sr.	5-9	178
	21	Trey Amos	R-So.	6-1	197

2022 PRONUNCIATION GUIDE

Jacob KIBODI	kuh-BOW-dee
Kam PEDESCLEAUX	puh-DESK-low
ZEON Chriss	ZEE-on
Golden EKE	A-kay
Kris MONCRIEF	MAHN-creef
ERROL Rogers	AIR-roll
Lance LEGENDRE	luh-JOHN
Dalen CAMBRE	cam-BREE
ASJLIN Washington	ASH-lyn
Eric GARROR	gair-RUHR
Trey AMOS	A-miss
ZYLAN Perry	ZY-lynn
COURTLINE Flowers	court-LYNN
Pearse MIGL	ME-gull
Bralen TRAHAN	traw-HAWN
Justing AGU	AH-goo
KEY'SAVALYN Barnes	key-SAY-vuh-lynn

K.C. OSSAI	oh-SIGH
CEJAE CEASAR	CJ CEE-zar
TREYV'ON Culbert	TREY-von
KAILEP Edwards	KAY-lip
CALEP Jacob	KAY-lip
LANARD Harris	luh-NARD
Evan PADILLA	puh-DEE-uh
Carter MILLIRON	MILL-iron
Jourdan QUIBODEAUX	QUIB-oh-doe
Kenneth ALMENDARES	al-mun-DARE-ez
Caleb KIBODI	kuh-BOW-dee
RHYS BYRNS	REECE BURNS
MAURION ELEAM	MAW-ree-um EL-ee-um
James OHONBA	oh-HAWN-buh
DEMETRUS Gladney	duh-ME-trus
Zach BOULET	BOO-lay
Colby HEBERT	AY-bear

Kaden MOREAU	MORE-oh
Mackey MAILLHO	MAIL-oh
Mason NARCISSE	nar-CEASE
Sonny HAZARD	HAZARD
Blake CHAMPAGNE	SHAWM-pawn
JA-QUANE Nelson	juh-KWAN
Marcus WISER	WHY-zer

SUN BELT STANDINGS

EAST	SBC	PCT.	ALL	PCT	STR
Coastal Carolina	6-2	.750	9-3	.750	L2
James Madison	6-2	.750	8-3	.727	W3
Marshall	5-3	.625	8-4	.667	W4
App State	3-5	.375	6-6	.500	L1
Georgia Southern	3-5	.375	6-6	.500	W1
Georgia State	3-5	.375	4-8	.333	L3
Old Dominion	2-6	.250	3-9	.250	L5

WEST	SBC	PCT.	ALL	PCT	STR
Troy	7-1	.875	11-2	.846	W10
South Alabama	7-1	.875	10-2	.833	W5
Louisiana	4-4	.500	6-6	.500	W1
Southern Miss	4-4	.500	6-6	.500	W1
ULM	3-5	.375	4-8	.333	L2
Texas State	2-6	.250	4-8	.333	L1
Arkansas State	1-7	.125	3-9	.250	L2

SUN BELT BOWL SCHEDULE

Friday, December 16

Troy vs. UTSA

Saturday, December 17

Southern Miss vs. Rice

Monday, December 19

Marshall vs. UConn

Wednesday, December 21

South Alabama vs. Western Kentucky

Friday, December 23

Louisiana vs. Houston

Tuesday, December 27

Georgia Southern vs. Buffalo

Coastal Carolina vs. East Carolina

TEAM NOTES

- With its dominant win over Texas State to cap off the regular season, the Ragin' Cajuns earned a berth to their fifth-consecutive bowl game, a school record.
- Louisiana has now played in seven bowl games in the last eight seasons.
- Louisiana's roster has 94 players on its roster (68.1 percent) who hail from within the Pelican State - the most of any of the five FBS programs in the state (Louisiana, LSU, Louisiana Tech, Tulane, ULM).
- In 2022, Louisiana is 20th nationally and third in the Sun Belt in pass efficiency defense (117.5) and 37th in scoring defense (22.8).
- Louisiana's 15 interceptions ranks in the top 10 nationally and surpasses last year's total of 10.
- Eleven different Ragin' Cajuns have picked off a pass
- The Ragin' Cajuns have forced 23 turnovers this season, which is tied for 18th nationally.
- Louisiana's defense has been stingy against the run, allowing 142.2 yards on the ground, which ranks in the top 50 nationally.

QUARTERBACK NOTES

#10 Ben Wooldridge

- Suffered a torn ACL prior to the Florida State game and will miss the rest of the season.
- Tied the school-record for most passing TDs in a game with 5 in the win over Arkansas State (Oct. 22), and added a career-high 316 yards, the most by a Louisiana QB since Levi Lewis threw for 332 against Texas State on Oct. 31, 2020.
- Earned Manning Award Star of the Week and Sun Belt Offensive Player of the Week honors after his performance against Arkansas State.
- Registered a career-high two rushing touchdowns against Troy (Nov. 5).
- Tossed three touchdown passes in the win over Georgia Southern (Nov. 10).
- Earned his first-career start in the win at Marshall where he was 17-of-29 for 230 yards and a pair of touchdowns.
- Set then-career-highs in yards (169) and TDs (2) in Louisiana's 49-21 win over Eastern Michigan.
- The TD passes were his first since throwing a 17-yard scoring pass against Nevada during the 2019 season.
- Saw his first action in a Louisiana uniform after playing three series against SLU, finishing 7-for-11 for 68 yards.
- Led the Ragin' Cajuns on a game-tying drive against South Alabama (Oct. 1) where he led the team on a 17-play, 82-yard drive that was capped off by a 1-yard pass to Pearse Migl.
- Appeared in five games for Fresno State, going 8-for-16 for 117 yards as a sophomore in 2020.
- Played in three games in 2019 for the Bulldogs, going 4-for-6 and throwing a 17-yard touchdown pass.

#18 Chandler Fields

- Was named the starting quarterback for the 2022 season on August 22 and started the first five games before suffering an injury.
- Accumulated 187 yards and a pair of touchdowns in the win against Texas State (Nov. 26).
- Tossed for 159 yards and a touchdown to go along with a rushing touchdown at No. 20 Florida State (Nov. 19).
- Earned his first career start in a 24-7 win over Southeastern Louisiana completing 65.0 percent of his passes (13-for-20) for 173 yards and a pair of touchdowns.
- Was 10-for-20 for 141 yards and three TDs in a 49-21 win over Eastern Michigan.
- Set career-bests in attempts (34), completions (20), yards (231) and long pass (50) at ULM (Sept. 24).
- Rushed for a 9-yard TD - the first of his career - on Louisiana's opening drive at ULM.
- The 47th-ranked player in Louisiana and the No. 31 pro-style QB in the nation out of high school.
- 247Sports Composite three-star recruit.

#2 Zeon Chriss

- Appeared in three games against Arkansas State (Oct. 22), at No. 20 Florida State (Nov. 19) and at Texas State (Nov. 26).
- Completed five of his six attempts for 84 yards and a touchdown at Texas State (Nov. 26).
- Ranked as a three-star prospect and the No. 2 quarterback prospect in the state of Louisiana by 247Sports.
- Threw for 2,005 yards and 25 touchdowns while leading Madison Prep to Class 3A state crown as a junior.

RUNNING BACK NOTES

#13 Chris Smith

- Earned All-Sun Belt Honorable Mention honors after finishing the regular season as Louisiana's leading rusher with 580 yards on 112 carries for a 5.2 average.
- Rushed for a team-high three touchdowns.
- Against South Alabama, Smith rushed for a team-high 108 yards on 12 carries, including a season-long rush of 55 yards.
- Earned Preseason First-Team All-Conference honors as an All-Purpose back after earning First Team All-Purpose honors and Third-Team honors as a running back after the 2021 season.
- Produced one of the top single-game rushing performances in Louisiana history at Arkansas State last year, rushing for 238 yards on 24 carries and scoring two touchdowns.
- His 238 yards were the fifth-most by a Ragin' Cajun in a game in program history.

#23 Terrence Williams

- Earned the start in the win over Arkansas State (Oct. 22) and led the team with 58 yards on 11 carries.
- Led Louisiana with 61 yards on 10 carries in a 24-7 win over Southeastern Louisiana in the 2022 opener.
- Caught his first career TD pass at Rice on an 11-yard throw from Chandler Fields (Sept. 17).

#0 Jacob Kibodi

- Began his Louisiana career at running back and switched to wide receiver before transitioning back to the running back room in 2022.
- Rushed for 27 yards on six carries with a long of 11 in Louisiana's win over Southeastern Louisiana.
- Transfer from Texas A&M; his lone career 100-yard rushing game came as a freshman against Louisiana (101 yards) on Sept. 16, 2017.

#20 Dre'Lyn Washington

- Led the team with 73 yards on 10 carries and a touchdown at Texas State (Nov. 26).
- Ran for a career-high 74 yards on five carries against Georgia Southern (Nov. 10).
- Rushed for a team-high 57 yards on 10 carries at No. 20 Florida State (Nov. 19).
- Racked up 48 yards on 11 rushes against Arkansas State (Oct. 22).

WIDE RECEIVER NOTES

#29 Peter LeBlanc

- Has registered 22 receptions for 174 yards and a touchdown this season.
- Hauled in a three-yard touchdown in the win over Texas State (Nov. 26).
- Led the team with 37 receptions and ranked second with 417 yards last season.

#4 Jacob Bernard

- Registered 11 catches for 191 yards and a pair of touchdowns.
- Averaging 17.4 yards per reception.
- Hauled in a career-high five receptions for 97 yards and a touchdown in the win over Arkansas State (Oct. 22).
- Recorded an 18-yard touchdown reception in the win over Georgia Southern (Nov. 10).

#7 John Stephens Jr.

- Ranks third on the team with 237 and has three touchdowns, which is second-most on the team.
- Hauled in three passes for 103 yards and a touchdown in the win over Eastern Michigan.
- Recorded touchdowns against Southern Miss and Georgia Southern.

#6 Errol Rogers Jr.

- Has recorded 18 receptions to go along with 168 yards.
- Hauled in 26 passes for 215 yards a year ago as a freshman.

#12 Lance Legendre

- Has tallied eight receptions for 109 yards and a touchdown this season.
- Hauled in his first-career touchdown on a 37-yard strike from Zeon Chriss against Texas State (Nov. 26).

CHARTING THE CAJUNS

Current Streak	W1
Current Home Streak	W1
Current Road Streak	W1
Last Win	Nov. 29, 2022 at Texas State (41-13)
Last Loss	Nov. 19, 2022 at #20 Florida State (17-49)
Overall	6-6
Sun Belt	4-4
Non-Conference	2-2
Home	4-2
Away	2-4
Neutral	—
Day Game	1-3
Night Game (6 P.m. Or Later)	5-3
TV Game	6-6
ESPN2	2-1
ESPN+	3-5
NFL Network	1-0
September	2-2
October	2-2
November	2-2
December	—
vs. Top-25 Teams	0-1
vs. Non-Ranked Teams	6-5
vs. FCS	1-0
vs. Independent	—
On Natural Grass	0-1
On Artificial Surface	6-5
Scoring First	4-3
Leading After 1st Quarter	5-3
Trailing After 1st Quarter	1-2
Tied After 1st Quarter	0-1
Leading at Halftime	4-3
Trailing at Halftime	2-2
Tied at Halftime	0-1
Leading after 3rd Quarter	5-2
Trailing after 3rd Quarter	0-4
Tied after 3rd Quarter	1-0
Overtime	—
Scoring < 20 Points	0-4
Scoring 20-29 Points	2-2
Scoring 30 Or > Points	4-0
Allowing 19 Points or Less	5-0
Allowing 10 Points Or Less	1-0
Allowing 20 Or More Points	1-6
With 70-Yard Rusher	2-2
With 100-Yard Rusher	0-1
Allow 100-Yard Rusher	2-2
With 300-Yard Passer	1-0
Allow 300-Yard Passer	2-1
Outgain Opponent	6-1
Gain 300+ Yards Total Offense	6-3
Allow 300+ Yards Total Offense	3-6
No Turnovers	3-1
Less Than Three Turnovers	6-4
Three Or More Turnovers	0-1
No Takeaways	0-1
Three Or More Takeaways	1-1
Fewer Turnovers	2-2
Equal Turnovers	3-2
More Turnovers	1-2
Control TOP	5-1
Opponent Controls TOP	1-5
Possession Time Equal	—

STATISTICAL COMPARISON

CATEGORY	LOUISIANA	UH
Record	6-6	7-5
Conference Record	4-4	5-3
Scoring	324	446
Points Per Game	27.0	37.2
First Downs	234	284
Rushing	106	86
Passing	114	183
Penalty	14	15
Rushing Yardage	1,715	1,710
Rushing Att.	423	364
Avg. Per Rush	4.1	4.7
Avg. Per Game	142.9	142.5
Rushing TD	10	17
Passing Yardage	2,699	3,853
Comp.-Att.-INT	232-411-9	319-473-10
Avg. Per Pass	6.6	8.1
Avg. Per Catch	11.6	12.1
Avg. Per Game	224.9	321.1
Passing TD	26	37
Total Offense	4,414	5,563
Avg. Per Play	5.3	6.6
Avg. Per Game	367.8	463.6
Kick Returns (No.-Yards)	22-439	38-856
Punt Returns (No.-Yards)	25-406	11-155
Punts-Avg.	50-40.7	37-44.6
Fumbles-Lost	17-7	15-9
Penalties-Yards	80-660	96-854
TOP Per Game	29:35	29:55
3rd-Down Conversions	68/174 (39%)	77/162 (48%)
4th-Down Conversions	14/30 (47%)	15/23 (65%)

BY THE NUMBERS

6

The number worn by head coach Mike Desormeaux when he played quarterback for the Ragin' Cajuns.

11

Number of Ragin' Cajuns to intercept a pass this season.

15

The number of interceptions the Ragin' Cajuns defense has recorded this season, 10th-best in the country.

21

The number of sacks that Zi'Yon Hill-Green has recorded in his career, tying the school record.

94

The Ragin' Cajuns have 94 student-athletes on their roster that hail from the state of Louisiana.

TIGHT END NOTES

#88 Johnny Lumpkin

- Earned All-Sun Belt Conference Honorable Mention honors for the second consecutive year.
- Landed on the John Mackey Award Watch List ahead of the 2022 season, the third time in his career he has been named on the list.
- Ranks second on the team with three touchdown receptions to go along with his 14 receptions and 129 yards.
- Led Louisiana with career-bests in catches (5), yards (72) and touchdowns (2) in a 24-7 win over Southeastern Louisiana.

#9 Neal Johnson

- Named to the All-Sun Belt Honorable Mention Team.
- Ranks second on the team with 22 receptions and yards with 277.
- Has hauled in two touchdowns.
- Led all Louisiana tight ends in 2021 with 487 yards on 22 receptions and scored a touchdown.

#24 Pearse Migl

- Snagged a 17-yard pass from Chandler Fields on a fourth-and-3 to set up Louisiana's final touchdown in a 24-7 win over Southeastern Louisiana.
- Hauled in the game-tying touchdown against South Alabama with 42 seconds remaining.

OFFENSIVE LINE NOTES

#53 AJ Gillie

- Veteran of the line with 24 career starts.
- Has started in all 12 games this season and started 12 of 14 games at left guard in 2021.
- Member of the offensive line last season that ranked fourth in the Sun Belt and tied for 42nd nationally with 1.86 sacks allowed and paved the way for Louisiana's rushing attack which ranked 40th in the nation with 187.1 yards per game

#65 Carlos Rubio

- Has started in 10 games this season
- Made two appearances in victories over Ohio (Sept. 16) and Georgia Southern (Sept. 25) before missing the remainder of the 2021 season due to injury.
- In 2020, he was a big piece of Louisiana's offensive line, appearing in 10 games and starting in seven.

#73 David Hudson

- Has started in 11 games this season
- Started two games last season against Liberty (Nov. 20) and ULM (Nov. 27) and appeared in eight on the year.

#50 Nathan Thomas

- Earned first career start at left tackle in Louisiana's 2022 season-opener against Southeastern Louisiana and has started in every game this season.
- Appeared in seven games during the 2021 season.

#70 Jax Harrington

- Earned first career start (right guard) in the 2022 opener vs. Southeastern Louisiana and has started in 10 games this season.

#51 James Ohonba

- Graduate transfer from Michigan State who has seen action in 11 games this season including one start (vs. Troy).

DEFENSIVE LINE NOTES

#4 Zi'Yon Hill-Green

- The elder statesman of the defense with 249 career tackles, 33 TFLs and 21.0 sacks in 62 games played.
- Tied for the school record in career sacks with 21.0.
- Has 42 tackles with 12.5 TFL and 7.0 sacks in 2022.
- Voted to the All-SBC First Team and the PFF College All-Sun Belt Second Team.
- Has hurried the quarterback a team-high nine times.
- Started 12 games in 2021 and finished fifth on the team with a career-high 59 tackles.
- Finished second on Louisiana's defense with 6.5 sacks and tied for second with 9.5 tackles for loss.
- Ranked third on the team and 16th in the Sun Belt conference with 4.5 sacks in 2021.
- Submitted a complete performance in the Sun Belt Championship Game against App State with five tackles, 2.0 tackles for loss and 2.0 sacks.
- Named to the 2021 Preseason All-Sun Belt Second Team after receiving conference second-team honors in 2020.

#91 Sonny Hazard

- Has recorded 24 tackles including 5.5 for loss and 4.0 sacks this season.
- Earned a start against South Alabama, the first of his career, and tallied four tackles.
- Posted a career-high six tackles in the win at Marshall (Oct. 12).
- Registered three tackles and 1.5 sacks in the win over Arkansas State (Oct. 22).
- Was credited with six tackles, 2.0 tackles-for-loss and 2.0 sacks in 11 appearances in 2021.

#46 Jordan Lawson

- Started in nine games this season before suffering a season-ending injury.
- Registered four QB hurries, which ranks third on the team
- Recorded 22 tackles to go along with a TFL for -2 yards and 0.5 sacks
- Registered a season-high six tackles and a half sack at Rice (Sept. 17).
- Hurried the QB twice and had two tackles in the win against Arkansas State (Oct. 22).

LINEBACKER NOTES

#43 Jourdan Quibodeaux

- A mainstay on the Louisiana defense, Quibodeaux has started in every this season and leads the team in tackles with 101 to go along with 4.5 TFL and a sack.
- Named to the All-SBC Second Team, as voted on by the league's media and head coaches.
- Produced a career-best 14 tackles with a TFL at Rice (Sept. 17).
- Matched his career-effort with 14 tackles including a half sack and 1.5 TFL in the win at Marshall (Oct. 12).
- Led the team with nine stops against South Alabama (Oct. 1).
- Team-leader in tackles in the win over Arkansas State with eight (Oct. 22).
- Registered a team-high 12 tackles at No. 20 Florida State (Nov. 19)
- Played in all 13 games and made two starts – against Nicholls (Sept. 11) and Ohio (Sept. 16) -- last season.
- His father, Dale, was a defensive lineman for Louisiana and was named to the Southland Conference's 1980's All-Decade Team.

#6 Kris Moncrief

- Named an All-Sun Belt Honorable Mention.
- Third on the team in tackles with 67 this season to go along with 5.5 TFL and 2.5 sacks.
- Hurried the quarterback six times, which ranks second on the team.
- Recorded a career-high 10 tackles at Marshall (Oct. 12) with a sack for seven yard and 2.0 TFL.
- Posted a then-career-high seven stops at Rice (Sept. 17).
- Matched his career effort with seven tackles against South Alabama (Oct. 1) and registered a 3-yard sack.
- Registered his first interception of the season on the opening drive at Southern Miss (Oct. 27).
- Appeared in all 14 games in 2021 and produced 31 tackles with 3.5 tackles for loss and 2.0 sacks.
- Tallied his first career interception with a 67-yard return for a touchdown in a victory over Nicholls (Sept. 11).
- Recovered the second fumble of his collegiate tenure in Louisiana's New Orleans Bowl victory over Marshall (Dec. 18).

STATISTICAL RANKINGS

TEAM (FBS & SBC)

Statistic	Average	National	SBC
Rushing Offense	141.0	80	8
Rushing Defense	134.9	47	8
Passing Offense	220.7	81	10
Total Offense	361.7	91	9
Total Defense	362.1	48	7
Scoring Offense	27.7	73	7
Scoring Defense	23.7	43	5

LOUISIANA TOP DRIVES BY PLAYS

	Plays	Yards	Time	Opp.	Result
1.	17	82	6:17	USA	TD
2.	16	66	7:10	ULM	Downs
3.	15	49	7:41	ASU	Punt
4	14	58	5:54	SLU	FG
	14	56	6:19	USM	Downs
	14	68	3:14	FSU	FG

LOUISIANA TOP DRIVES BY YARDS

	Yards	Plays	Time	Opp.	Result
1.	86	4	1:26	ASU	TD
2.	85	6	2:14	USM	TD
3.	84	10	6:02	TXST	TD
4.	82	17	6:17	USA	TD
5.	80	13	5:38	TROY	TD

LOUISIANA TOP DRIVES BY TIME

	Time	Plays	Yards	Opp.	Result
1.	7:41	15	49	ASU	Punt
2.	7:10	16	66	ULM	Downs
3.	6:19	14	56	USM	Downs
4.	6:17	17	82	USA	TD
5.	6:15	12	77	TROY	TD

LOUISIANA LONG PLAYS

	20+	30+	40+	50+	60+	70+	80+	90+
Rush	7	--	--	2	--	--	--	--
Pass	21	8	3	3	1	--	--	--
Kick Return	1	1	--	--	--	--	--	--
Punt Return	1	1	--	--	1	--	1	--
INT Return	1	1	2	1	--	--	--	--

COLLEGE FOOTBALL RANKINGS

CFP RANKINGS (WEEK 15)

RK	Team	W-L
1	Georgia	13-0
2	Michigan	13-0
3	TCU	12-1
4	Ohio State	11-1
5	Alabama	10-2
6	Tennessee	10-2
7	Clemson	11-2
8	Utah	10-3
9	Kansas State	10-3
10	USC	11-2
11	Penn State	10-2
12	Washington	10-2
13	Florida State	9-3
14	Oregon State	9-3
15	Oregon	9-3
16	Tulane	11-2
17	LSU	9-4
18	UCLA	9-3
19	South Carolina	8-4
20	Texas	8-4
21	Notre Dame	8-4
22	Mississippi State	8-4
23	NC State	8-4
24	Troy	11-2
25	UTSA	11-2

ASSOCIATED PRESS TOP 25 POLL (WEEK 15)

RK	Team	W-L	Pts
1	Georgia (62)	13-0	1574
2	Michigan (1)	13-0	1513
3	TCU	12-1	1430
4	Ohio State	11-1	1398
5	Alabama	10-2	1285
6	Tennessee	10-2	1233
7	Utah	10-3	1110
8	USC	11-2	1068
9	Penn State	10-2	1063
10	Clemson	11-2	1042
11	Kansas State	10-3	1032
12	Washington	10-2	933
13	Florida State	9-3	708
14	Tulane	11-2	681
15	Oregon	9-3	670
16	LSU	9-4	660
17	Oregon State	9-3	644
18	UCLA	9-3	570
19	Notre Dame	8-4	394
20	South Carolina	8-4	382
21	Texas	8-4	305
22	UTSA	11-2	227
23	Troy	11-2	158
24	Mississippi State	8-4	119
25	NC State	8-4	59

#29 KC Ossai

- Appeared in all 12 games and is fifth on the team in tackles with 59.
- Had nine tackles with a forced fumble against Eastern Michigan (Sept. 10).
- Season-high 11 stops at Rice (Sept. 17).
- Appeared in 12 games last season and tallied five tackles.
- Began playing football at age 7 after immigrating with his family from Nigeria.
- Older brother, Joseph Ossai, played football at Texas and is currently a member of the NFL's Cincinnati Bengals.

#33 Tyler Guidry

- Appeared in all 12 games and started against South Alabama where he registered a pair of tackles.
- Has made 12 stops this season and had a season-high three tackles against Southeastern Louisiana (Sept. 3).
- Credited with 14 tackles and 1.0 tackle for loss in 13 appearances in 2021.
- Has appeared in 46 games throughout his career with 54 tackles and 4 TFL.

#19 AJ Riley

- Has appeared in every game with three starts (Southeastern Louisiana, Rice, GA Southern).
- Recorded a career-high six tackles in the 2022 SBC opener at ULM (Sept. 24).
- Has tallied 15 tackles this season to go along with a 1.5 TFL.
- Recorded 23 tackles, 3.0 tackles for loss, 3.0 sacks and a pass breakup in 2021.
- Snagged his first career interception in the victory over Liberty (Nov. 20).
- Made a season-high five stops against the Colonels.
- Tallied two sacks and three tackles against Georgia State (Nov. 4).

DEFENSIVE BACK NOTES

#24 Bralen Trahan

- Ranks second on the team with 73 tackles including a tackle for loss, four interceptions, three pass breakup and a fumble recovery.
- For his career, Trahan has 13 interceptions, which is second among career active leaders in FBS and ranks fourth all-time in Louisiana history.
- Named to the All-SBC First Team as well as the PFF College All-SBC Third Team.
- His four interceptions on the year ranks tied for 18th nationally.
- Intercepted his first pass of the season against South Alabama (Oct. 1) and returned it for 46 yards.
- Became the first Ragin' Cajun to record multiple interceptions this season as he picked up a pass on the opening drive of the second half at Marshall (Oct. 12) and returned it 25 yards.
- Was second on the team with 12 tackles, a career-high, against the Thundering Herd.
- Picked off a pass at the end of the first half in the win over Arkansas State (Oct. 22).
- Recovered a fumble and returned it 10 yards at ULM (Sept. 24).
- Tabbed a Second Team All-Sun Belt performer and earned Third Team All-America honors from Pro Football Focus after appearing in all 11 games and starting in four starts a season ago.
- Ranked fourth on the team in 2020 with 48 total tackles.
- Concluded the 2020 season with 13 passes defended and nine pass breakups which ranked fourth and 22nd in the nation, respectively.
- Led the team, ranked third in the Sun Belt and eighth nationally with four interceptions in 2020.
- His four picks in 2020 were the most in a single season by a Ragin' Cajun since Sean Thomas in 2013.
- For his career, he has appeared in 67 games with 208 tackles, 13 interceptions, 29 pass deflections and six tackles for loss.

#7 Eric Garror

- Has started in all 12 games.
- Has tallied 26 tackles, two interceptions and six pass breakups.
- Had two tackles and an interception in the season-opener against Southeastern Louisiana (Sept. 3).
- Tallied a season-high five tackles against South Alabama (Oct. 1).
- Picked off a pass at Texas State (Nov. 26) and returned it 43 yards.
- Produced 23 tackles, 1.05 tackles for loss and seven breakups in 2021.
- Appeared in 62 games in his career with 128 tackles, 3 TFL, 26 pass breakups and nine interceptions.

#0 Kam Pedescleaux

- Started in 11 games and ranks fourth on the team with 66 total tackles with 2.5 TFL, an interception, six pass breakups and two forced fumbles.
- Named to the PFF College All-Sun Belt First Team.
- Recorded his third career interception in Louisiana's 49-21 win over Eastern Michigan.
- Matched his career-high in tackles with nine against Rice (Sept. 17).
- In 2021, he ranked seventh on the Louisiana defense with 51 tackles, including 30 solo.
- Added 5.0 tackles for loss and two pass breakups.
- Has posted 188 tackles, 17 TFL, 16 pass deflections and three interceptions in 53 games played.

#21 Trey Amos

- Missed first two games to injury (lower body) before making his debut at Rice (Sept. 17).
- Earned starts in the last nine games.
- Has registered 32 tackles and seven pass breakups this season.
- Recorded a career-high seven tackles in the win at Texas State (Nov. 26).
- Returned a blocked PAT for two points at Southern Miss (Oct. 27).
- Tallied four tackles in the win at Marshall (Oct. 12).
- Last season, tallied 14 tackles, 1.5 tackles for loss and five pass breakups in 12 appearances.

#2 Brandon Bishop

- Credited with 25 tackles, an interception, two pass breakups and one QB hurry while appearing in all 12 games including four starts.
- Hauled in a key interception in the third quarter of the 49-21 win over Eastern Michigan.
- In 2021, he totaled 30 tackles, 1.0 tackle-for-loss, an interception, the first of his career, and a pass breakup.

#13 Amir McDaniel

- Recorded 16 tackles, 1.0 TFL and an interception this season while appearing in all 12 games including two starts.
- In first career start, credited with his first career interception, which set up Louisiana's final touchdown in the fourth quarter of the 24-7 win over Southeastern Louisiana.

SPECIAL TEAMS NOTES

#45 Kenneth Almendares

- In 2022, has converted on 15-of-20 attempts (75%) and is 22-of-23 on PATs.
- One of eight FBS kickers to make at least three field goals of 50-or-more yards and is just one of two to make every attempt from 50+ yards (min. 3 attempts).
- Had a career performance where he made all five field goal attempts against Georgia Southern (Nov. 10), tying the school record. For his efforts, he was named the Sun Belt and Louisiana Sports Writers Association's Special Teams Player of the Week.
- He became the first Ragin' Cajuns kicker in 33 years to tally five field goals, joining Rafael Septien (Oct. 5, 1974 vs. Lamar) and Mike Lemoine (Sept. 9, 1989 vs. Central Michigan).
- Was named the SBC and LSWA's Special Teams Player of the Week after going 3-for-3 including a career-long 52-yarder at Marshall (Oct. 12).
- Drilled a 51-yard field goal against South Alabama (Oct. 1), which was the first 50-yarder made by a UL kicker since Nate Snyder hit a 53-yard field goal against Georgia Southern on Sept. 26, 2020.
- Handled Louisiana's kicking duties for the first four games of the 2021 season before being sidelined for the final 10 games with a lower body injury.
- Was 14-for-14 on extra point attempts and 4-for-5 on field goals during the 2021 season.

#37 Preston Stafford

- Grad transfer from LSU who handled extra point and field goal duties in the first two games of the 2022 season.
- Has converted on all 15 extra point attempts for the Ragin' Cajuns and connected on 2 of 3 field goals (36 vs. SLU, 28 vs. ULM).

2022 ALL-SUN BELT TEAMS

Player of the Year

Grayson McCall, Coastal Carolina

Offensive Player of the Year

Todd Centeio, James Madison

Defensive Player of the Year

Carlton Martial, Troy

Newcomer of the Year

Todd Centeio, James Madison

Freshman of the Year

Jared Brown, Coastal Carolina

Coach of the Year

Jon Sumrall, Troy

All-Sun Belt First Team Offense

QB – Grayson McCall, Coastal Carolina
RB – Khalan Laborn, Marshall
RB – La'Damian Webb, South Alabama
OL – Cooper Hodges, App State
OL – Austin Stidham, Troy
OL – Willie Lampkin, Coastal Carolina
OL – Jake Andrews, Troy
OL – Anderson Hardy, App State
TE – Seydou Traore, Arkansas State
WR – Jamari Thrash, Georgia State
WR – Kris Thornton, James Madison
WR – Ali Jennings III, Old Dominion

All-Sun Belt First Team Defense

DL – T.J. Jackson, Troy
DL – Zi'Yon Hill-Green, Louisiana
DL – Owen Porter, Marshall
DL – Will Cholah, Troy
DL – Isaac Ukwu, James Madison
LB – Carlton Martial, Troy
LB – Jason Henderson, Old Dominion
LB – Nick Hampton, App State
DB – Yam Banks, South Alabama
DB – Micah Abraham, Marshall
DB – Reddy Steward, Troy
DB – Bralen Trahan, Louisiana

All-Sun Belt First Team Special Teams

K – Dominic Zvada, Arkansas State
P – Rhys Byrns, Louisiana
RS – Eric Garror, Louisiana
AP – Frank Gore Jr., Southern Miss

All-Sun Belt Second Team Offense

QB – Todd Centeio, James Madison
RB – Kimani Vidal, Troy
RB – Frank Gore Jr., Southern Miss
OL – Khalil Crowder, Georgia Southern
OL – Pat Bartlett, Georgia State
OL – Nick Saldiveri, Old Dominion
OL – Malik Sumter, Georgia State
OL – Nick Kidwell, James Madison
TE – Henry Pearson, App State
WR – Jalen Wayne, South Alabama
WR – Tyrone Howell, ULM
WR – Khaleb Hood, Georgia Southern

All-Sun Belt Second Team Defense

DL – Levi Bell, Texas State
DL – James Carpenter, James Madison
DL – Richard Jibunor, Troy
DL – Jamare Edwards, James Madison
DL – Josiah Stewart, Coastal Carolina
LB – Marques Watson-Trent, Georgia Southern

LB – Andre Jones, Louisiana

LB – Jourdan Quibodeaux, Louisiana

DB – Steven Jones Jr., App State
DB – Quavian White, Georgia State
DB – Steven Gilmore, Marshall
DB – Lance Boykin, Coastal Carolina

All-Sun Belt Second Team Special Teams

K – Diego Guajardo, South Alabama
P – Devyn McCormick, ULM
RS – Johnnie Lang Jr., Arkansas State
AP – Johnnie Lang Jr., Arkansas State

All-Sun Belt Third Team Offense

QB – Kyle Vantrease, Georgia Southern
RB – Percy Agyei-Obese, James Madison
RB – Jalen White, Georgia Southern
OL – James Jackson, South Alabama
OL – Kyle Hergel, Texas State
OL – Caleb Kelly, Georgia Southern
OL – Isaiah Helms, App State
OL – Antwine Loper, Coastal Carolina
TE – Jacob Jenkins, Coastal Carolina
WR – Jason Brownlee, Southern Miss
WR – Sam Pinckney, Coastal Carolina
WR – Michael Jefferson, Louisiana

All-Sun Belt Third Team Defense

DL – Kivon Bennett, Arkansas State
DL – Jerrod Clark, Coastal Carolina
DL – Justin Ellis, Georgia Southern
DL – Javon Solomon, Troy
LB – Taurus Jones, James Madison
LB – JT Killen, Coastal Carolina
LB – Santrell Latham, Southern Miss
DB – Jay Stanley, Southern Miss
DB – Malik Shorts, Southern Miss
DB – Darrell Luter Jr., South Alabama
DB – Antavious Lane, Georgia State
DB – Derrick Canteen, Georgia Southern

All-Sun Belt Third Team Special Teams

K – Briggs Bourgeois, Southern Miss
P – Mason Hunt, Southern Miss
RS – Milan Tucker, App State
AP – La'Damian Webb, South Alabama

All-Sun Belt Honorable Mentions Louisiana

RB – Chris Smith
TE – Neal Johnson
TE – Johnny Lumpkin
LB – Kris Moncrief

#47 Rhys Byrns

- A First-Team All-Sun Belt Conference selection and named for the second consecutive season to the Ray Guy Award Watch List.
- Leads the Sun Belt and ranks 23rd in punting this season with a 44.3 average.
- Has booted nine punts 50-or-more yards this season.
- Holds a career 43.7 average with a career-long of 74 yards.
- Has three punts over 70 yards in his career.
- Ranked first in the Sun Belt and 11th in the nation with 46.3 yards per punt average last season.

#13 Chris Smith

- A 2022 Preseason First-Team All-Sun Belt Conference selection as an all-purpose back.
- Averaging 21.2 yards per kick return on 13 attempts .

#7 Eric Garror

- Named to the All-Sun Belt First Team by PFF College and the league's coaches and media.
- One of the nation's best punt returners as his 14.8 yards per return is the third-best in the nation and is one of four players to return two punt returns for a touchdown.
- This season, he has returned 24 punts for 356 yards and two touchdowns.
- Named SBC Special Teams Player of the Week (Sept. 5) after scoring on an 83-yard punt return vs. Southeastern Louisiana.
- His three career punt returns for a TD ties the school-record set by Todd Scott (1987-90).
- Garror's pair of 83-yard punt returns are tied for the third-longest in school history.
- With 698 yards in punt return yards in his career, Garror eclipsed the school-record of 558 set by Scott (1987-90).
- Garror holds three (83, 83, 72) of the 11 punt returns of over 70 yards in school history.

TEAM NOTES

HONORING UL'S FIRST LADY

- The Louisiana Ragin' Cajuns Football team will wear a special "GS" decal on their helmets during the 2022 season to honor Gail Heinbach Savoie, the wife of University President Joseph Savoie, who passed away on June 12, 2022, following an extended illness. She was 67 years old.
- A native of Sulphur, she earned a bachelor's degree in elementary education from the University of Southwestern Louisiana, now UL Lafayette, in 1977. She taught at St. Ignatius School in Grand Coteau, and at St. Antoine and Woodvale elementary schools in Lafayette. She was also a gifted artist and animal advocate.
- As First Lady, she served as a local, state and national ambassador for her alma mater. She was a fixture at University activities and athletic events, and regularly was a judge for the annual Paint the Town Red contest during Homecoming week. Every year, she hosted multiple events at the President's House for the campus and Lafayette communities. Her favorite was Sneaux Day during the holiday season.
- She was a graduate of Sulphur High School, where she was also a cheerleader. There, at age 16, she met and began dating Joseph "T-Joe" Savoie, who was also a student at Sulphur High. Their courtship continued while both were pursuing degrees at USL. They married on Aug. 12, 1977.



RINGS AND DEGREES

- A total of 26 players on the 2022 roster have earned their respective degree. The players, including four graduate transfers are listed below:

Jamal Bell, Brandon Bishop, Rhys Burns, Kaleb Carter, Ross Cheatham * (Tulane), Eric Garror, Zi'Yon Hill-Green, David Hudson, Michael Jefferson, Andre Jones, Jr., Andre Landry, Johnny Lumpkin, Patrick Mensah, Kris Moncrief, Ja-Quane Nelson, James Ohonba * (Michigan State), Evan Padilla * (Massachusetts), Kam Pedescleaux, Jourdan Quibodeaux, AJ Riley, Carlos Rubio, Chris Smith, Preston Stafford * (LSU), John Stephens, Bralen Trahan, Ben Wooldridge

Individual Records

- **Rushed for 100 yards – 108, Chris Smith vs. South Alabama, 10/1/22**
- Rushed for 200 yards – 246, Chris Smith at Arkansas State, 10/21/21
- Rushed for 250 yards – 265, Elijah McGuire vs. Arkansas State, 10/21/14
- QB Rushed for 100 yards – 129, Levi Lewis at South Alabama, 11/4/17
- **Passed for 300 yards – 370, Ben Wooldridge at Southern Miss, 10/27/22**
- Passed for 400 yards – 470, Blaine Gautier vs. San Diego State, 12/17/2011
- Passed for 500 yards – NEVER HAPPENED
- **Had 100 yards receiving – 179, Michael Jefferson at Southern Miss, 10/27/22**
- **Had 150 yards receiving – 179, Michael Jefferson at Southern Miss, 10/27/22**
- Had 200 yards receiving – 201, Fred Stamps at Middle Tennessee, 11/15/03
- Returned conventional kick off for a TD - Chris Smith at Iowa State, 9/12/20
- Returned kickoff 100 yards - Chris Smith at UAB, 10/23/20 (100 yards)
- **Returned punt for TD - Eric Garror vs. South Alabama, 10/1/2022 (69 yards)**
- **Returned INT for TD - Caleb Anderson, at Rice, 9/17/22 (54 yards)**
- Returned a fumble for TD - Dalen Cambre, at Liberty, 11/20/21 (26 yards)
- **Returned PAT for a score - Trey Amos at Southern Miss, 10/27/22 (85 yards)**
- Rushed for three TDs – 3, Trey Ragas at Texas State, 10/31/20
- Rushed for four TDs – 4, Montrell Johnson vs. Ohio, 9/16/21
- Rushed for five TDs – 5, Elijah McGuire vs. Northwestern State, 9/12/15
- Threw four TD passes – 4, Levi Lewis at App State, 12/7/19
- **Threw five TD passes – 5, Ben Wooldridge vs. Arkansas State, 10/22/22**
- Caught three TD passes – 3, Ja'Marcus Bradley vs. South Alabama, 11/17/18
- Made four FGs - 4, Stevie Artigue at Tulane, 9/24/16
- **Made five FGs - Kenneth Almendares vs. Georgia Southern, 11/10/22**
- Had an 80-yard-plus run – 99, Montrell Johnson at Arkansas State, 10/21/21
- Had an 80-yard-plus completion – 80, Elijah McGuire at Georgia State, 11/16/13
- Recorded three sacks – 4, Chauncy Manac at Liberty, 11/20/21
- Forced two fumbles – 2, Tre'maine Lightfoot at New Mexico State, 10/1/16
- Intercepted two passes – 2, Eric Garror at Texas State, 10/31/20
- **Made a 50-yard FG – 50, Kenneth Almendares at Southern Miss, 10/27/22**

Team Records

- Shutout an opponent - 10/30/21 vs. Texas State (45-0)
- Rushed for more than 300 yards – 310, vs. Ohio 9/16/21
- Rushed for more than 400 yards – 424, at Arkansas State 10/21/21
- Passed for more than 400 yards – 415, Andre Nunez (315) & Levi Lewis (100) vs. New Mexico State, 10/13/18
- Had between 500-599 yards total offense – 522, vs. Arkansas State, 10/22/22 (206 pass, 316 rush)
- Had between 600-699 yards total offense – 614, vs. Texas State, 10/31/20 (282 rush & 332 pass)
- Had more than 700 yards total offense – 748, vs. Texas Southern, 9/14/19 (440 rush, 308 pass)
- Scored 50 points – 53, vs. Troy, 11/23/19, Final: W, 53-3
- Scored 60 points – 66, vs. New Mexico State 10/13/18, Final: W, 66-38
- Scored 70 points – 70, at ULM, 11/28/20, Final: W, 70-20
- **Failed to rush for 100 yards – 69, at Southern Miss, 10/27/22**
- Failed to pass for 100 yards – 58, at South Alabama, 10/3/21
- **Held opponent to fewer than 100 yards rushing – 72, Georgia Southern, 11/10/22**
- Held opponent to fewer than 100 yards passing - 99, vs. Marshall 12/18/21
- Held opponent without a TD – 53-3 vs. Troy, 11/23/2019
- Scored a safety – Jourdan Quibodeaux vs. Troy, 11/23/19
- **Committed no turnovers – at Marshall, 10/12/22**
- **Forced opponent into five turnovers – 5, vs. Eastern Michigan, 9/10/22**
- Committed no penalties – at ULM 11/15/14
- **Blocked a punt - Dalen Cambre at Texas State, 11/26/22**
- Blocked a field goal - Tayland Humphrey vs. Texas State, 10/30/21
- Returned blocked FG for TD - Melvin White vs. Nicholls State, 2011 (68 yards)
- **Blocked a PAT - Andre Landry, vs. Troy, 11/5/22**
- **Attempted 2-pt conversion – Ben Wooldridge pass attempt (Failed), at Southern Miss, 10/27/22**
- Attempted onside kick – at Texas, 8/4/21 (Recovered by Texas)
- Two players w/ 100 yards rushing –Chris Smith (238) & Montrell Johnson (150) at Arkansas State, 10/21/21
- **Two players w/ 100 yards passing – Ben Wooldridge (169) & Chandler Fields (141) vs. Eastern Michigan, 9/10/22**
- Two players with 100 yards receiving – Jarrod "Bam" Jackson (129) & Elijah Mitchell (121) vs. Arkansas State, 10/27/18
- Lost OT game – L, 50-56 (2OT) vs. ULM, 9/23/17
- Won OT game – W, 34-31 at Georgia Southern 9/19/20
- Won game on last play - Nate Snyder 53-yard field goal at 0:00 vs. Georgia Southern, 9/27/20
- **Lost game on last play - vs. South Alabama, 10/1/22 - Diego Guajado 43-yard field goal (:00)**
- **Rallied from a 14-plus point deficit to win - 9/10/22 vs. Eastern Michigan (Trailed 14-0 at halftime)**
- Beat ranked opponent – 9/12/20 at No. 23 Iowa State

2022 LOUISIANA FOOTBALL INDIVIDUAL SEASON HIGHS

QB	#18 Chandler Fields	Att. 36	Yards 231	TD 3	Long 50	Rush Att. 10	Rush Yards 46	Rush TD 1	Rush Long 21	
QB	#10 Ben Wooldridge	Att. 47	Yards 370	TD 5	Long 63	Rush Att. 10	Rush Yards 45	Rush TD 2	Rush Long 17	
RB	#13 Chris Smith	Att. 18	Yards 108	TD 1	Long 55	Rec. 6	Yards 57	TD 1	Long 24	
RB	#20 Dre'Lyn Washington	Att. 11	Yards 74	TD 1	Long 54	Rec. 1	Yards 10	TD 0	Long 10	
RB	#23 Terrence Williams	Att. 13	Yards 61	TD 0	Long 13	Rec. 3	Yards 17	TD 1	Long 12	
WR	#6 Errol Rogers, Jr.	Rec. 3	Yards 28	TD 0	Long 20					
WR	#7 John Stephens, Jr.	Rec. 3	Yards 103	TD 1	Long 55					
WR	#8 Michael Jefferson	Rec. 6	Yards 179	TD 1	Long 63					
WR	#16 Kaleb Carter	Rec. 1	Yards 6	TD 0	Long 6					
WR	#17 Dontae Fleming	Rec. 6	Yards 81	TD 2	Long 55					
WR	#29 Peter LeBlanc	Rec. 4	Yards 40	TD 1	Long 26					
WR	#4 Jacob Bernard	Rec. 5	Yards 97	TD 1	Long 45					
TE	#9 Neal Johnson	Rec. 3	Yards 57	TD 1	Long 43					
TE	#24 Pearse Migl	Rec. 3	Yards 21	TD 1	Long 17					
TE	#88 Johnny Lumpkin	Rec. 5	Yards 72	TD 2	Long 28					
DL	#4 Zi'Yon Hill-Green	Tackles 9	TFL 4.0		Sacks 2.0	INT --		FF 1	FR 1	
DL	#90 Mason Narcisse	Tackles 4	TFL 1.0		Sacks --	INT --		FF 1	FR 1	
DL	#91 Sonny Hazard	Tackles 6	TFL 1.5		Sacks 1.5	INT --		FF --	FR --	
DL	#97 Ja-Quane Nelson	Tackles 2	TFL --		Sacks --	INT --		FF --	FR --	
DL	#99 Marcus Wiser	Tackles 5	TFL 3.0		Sacks 2.0	INT --		FF --	FR --	
LB	#6 Kris Moncrief	Tackles 11	TFL 2.0		Sacks 1.0	INT 1		FF --	FR --	
LB	#10 Andre Jones	Tackles 6	TFL 1.5		Sacks 1.5	INT 1		FF 1	FR --	
LB	#15 Ja'Marian Peterson	Tackles 3	TFL --		Sacks --	INT --		FF --	FR --	
LB	#18 Jasper Williams	Tackles 3	TFL --		Sacks --	INT 1		FF 1	FR --	
LB	#19 AJ Riley	Tackles 6	TFL 1.0		Sacks --	INT --		FF --	FR --	
LB	#29 KC Ossai	Tackles 11	TFL 0.5		Sacks --	INT --		FF 1	FR --	
LB	#33 Tyler Guidry	Tackles 3	TFL 1.0		Sacks --	INT --		FF --	FR --	
LB	#43 Jourdan Quibodeaux	Tackles 14	TFL 1.5		Sacks 0.5	INT --		FF --	FR --	
DB	#0 Kam Pedescleaux	Tackles 9	TFL 2.0		Sacks --	INT 1		FF 1	FR 1	
DB	#2 Brandon Bishop	Tackles 5	TFL --		Sacks --	INT 1		FF --	FR --	
DB	#7 Eric Garror	Tackles 5	TFL --		Sacks --	INT 1		FF --	FR --	
DB	#11 Caleb Anderson	Tackles 3	TFL --		Sacks --	INT 1		FF --	FR 1	
DB	#13 Amir McDaniel	Tackles 3	TFL 1.0		Sacks --	INT 1		FF --	FR --	
DB	#21 Trey Amos	Tackles 7	TFL 1.0		Sacks --	INT --		FF --	FR --	
DB	#22 Patrick Mensah	Tackles 3	TFL 1.0		Sacks --	INT --		FF --	FR --	
DB	#24 Bralen Trahan	Tackles 12	TFL 0.5		Sacks --	INT 1		FF 1	FR --	
K	#37 Preston Stafford	FGM 1	FGA 2	Long 36	PATM 7	PATA 7	Points 7	Kickoff --	Yards --	TB --
P	#45 Kenneth Almendares	FGM 5	FGA 5	Long 52	PATM 5	PATA 5	Points 18	Kickoff --	Yards --	TB --
P	#47 Rhys Byrns	No. 6	Yards 270		Avg. 53.0		Long 60	In20 3	50+ 2	

LOUISIANA FOOTBALL CAREER HIGHS

QUARTERBACKS

#18 Chandler Fields R-So.

Pass Yards: 231, at ULM (9/24/22)
Completions: 20, at ULM (9/24/22)
Attempts: 36, at Florida State (11/19/22)
Pass TDs: 3, vs. Eastern Michigan (9/10/22)
INTs: 1, 3x, last at Texas State (11/26/22)
Long Comp: 50, at ULM (9/24/22)
Rush Yards: 28, at Texas State (11/26/22)
Rush Att: 10, at ULM (9/24/22)
Rush TDs: 1 (2x), last at Florida State (11/19/22)
Long Rush: 21, at Texas State (11/26/22)

#10 Ben Wooldridge R-Jr.

Pass Yards: 370, at Southern Miss (10/27/22)
Completions: 22, at Southern Miss (10/27/22)
Attempts: 47, at Southern Miss (10/27/22)
Pass TDs: 5, vs. Arkansas State (10/22/22)
INTs: 3, at Southern Miss (10/27/22)
Long Comp: 63, at Southern Miss (10/27/22)
Rush Yards: 45, at Marshall (10/12/22)
Rush Att: 10, at Marshall (10/12/22)
Rush TDs: 2, vs. Troy (11/5/22)
Long Rush: 17 (2x), last vs. South Alabama (10/1/22)

RUNNING BACKS

#0 Jacob Kibodi R-Jr.

Rush Attempts: 12, vs. Arkansas State (10/22/22)
Rush Yards: 101, vs. Louisiana (9/16/17) *
Rush TDs: 1 (2x), last vs. Lamar (9/14/19) *
Long Rush: 67, vs. Louisiana (9/16/17) *
Receptions: 4, vs. Auburn (9/21/19) *
Receiving Yards: 21, vs. Auburn (9/21/19) *
Long Reception: 11, vs. Auburn (9/21/19) *

* - at Texas A&M

#13 Chris Smith R-Jr.

Rush Attempts: 24 at Arkansas State (10/21/21)
Rush Yards: 246 at Arkansas State (10/21/21)
Rush TDs: 2 at Arkansas State (10/21/21)
Long Rush: 80 vs. Troy (11/23/2019)
Receptions: 5, vs. South Alabama (10/1/22)
Receiving Yards: 55 at Texas (09/4/2021)
Long Reception: 37 at Texas State (10/31/20)
Kickoff Return Att.: 5, at Florida State (11/19/22)
Kickoff Returns Yards: 160 at UAB (10/23/20)
Long Kickoff Return Yards: 100 at UAB (10/23/20)
Kick Return TD: 100 at UAB (10/23/20)

#20 Dre'Lyn Washington R-Fr.

Rush Attempts: 11, vs. Arkansas State (10/22/22)
Rush Yards: 74, vs. Georgia Southern (11/10/22)
Long Rush: 54, vs. Georgia Southern (11/10/22)
Rush TDs: 1 (2x), last at Texas State (11/26/22)
Receptions: 1 (4x), last at Texas State (11/26/22)
Receiving Yards: 10, at Texas State (11/26/22)
Long Reception: 10, at Texas State (11/26/22)

#23 Terrence Williams So.

Rush Attempts: 13, vs. Troy (11/5/22)
Rush Yards: 61, vs. Southeastern La. (9/3/21)
Long Rush: 16, vs. Georgia Southern (11/10/22)
Rush TDs: 1, at Southern Miss (10/27/22)
Receptions: 3, at Southern Miss (10/27/22)
Receiving Yards: 17, at Southern Miss (10/27/22)
Long Reception: 12, vs. Troy (11/5/22)
Receiving TDs: 1, at Rice (9/17/22)

WIDE RECEIVERS

#4 Jacob Bernard R-So.

Receptions: 5, vs. Arkansas State (10/22/22)
Receiving Yards: 97, vs. Arkansas State (10/22/22)
Receiving TDs: 1 (2x), last vs. Georgia Southern (11/10/22)
Long Reception: 45, vs. Arkansas State (10/22/22)

#6 Errol Rogers, Jr. So.

Receptions: 5 at Texas (9/4/21)
Receiving Yards: 50 at Texas (9/4/21)
Receiving TDs: 1 (2x), last vs. South Alabama (11/14/20)
Long Reception: 35, vs. Texas State (10/30/21)

#7 John Stephens, Jr. Sr.

Receptions: 3 (7x), last at Florida State (11/19/22)
Receiving Yards: 108, vs. Eastern Michigan (9/10/22)
Receiving TDs: 2 vs. Ohio (9/16/21)
Long Reception: 55, vs. Eastern Michigan (9/10/22)

#8 Michael Jefferson Sr.

Receptions: 6 (3x), last at Texas State (11/26/22)
Receiving Yards: 179, at Southern Miss (10/27/22)
Receiving TDs: 1 (11x) last at Florida State (11/19/22)
Long Reception: 63, at Southern Miss (10/27/22)

#11 Dalen Cambre R-So.

Receptions: 2, vs. Southeastern La. (9/3/22)
Receiving Yards: 34, vs. Southeastern La. (9/3/22)
Long Reception: 24, vs. Southeastern La. (9/3/22)

#12 Lance Legendre R-So.

Receptions: 4, at Texas State (11/26/22)
Receiving Yards: 81, at Texas State (11/26/22)
Long Reception: 37, at Texas State (11/26/22)
Receiving TDs: 1, at Texas State (11/26/22)

#16 Kaleb Carter R-Jr.

Receptions: 3 vs. Ohio (9/16/21)
Receiving Yards: 51 vs. Ohio (9/16/21)
Receiving TDs: 1 at ULM (11/28/20)
Long Reception: 23 vs. Ohio (9/16/21)

#29 Peter LeBlanc Jr.

Receptions: 9 vs. Georgia State, (11/4/21)
Receiving Yards: 118 (2x) vs. Georgia State, (11/4/21)
Receiving TDs: 2 at App State (12/7/2019)
Long Reception: 78 at Iowa State (9/12/20)

TIGHT ENDS

#9 Neal Johnson Jr.

Receptions: 5 vs. Arkansas State (11/07/20)
Receiving Yards: 80 vs. ULM (11/27/21)
Receiving TDs: 1 (6x), last vs. Arkansas State (10/22/22)
Long Reception: 55 vs. ULM (11/27/21)

#24 Pearse Migl R-Jr.

Receptions: 3, at Marshall (10/12/22)
Receiving Yards: 27 vs. Texas Southern (09/14/19)
Receiving TDs: 1 (3x), last vs. South Alabama (10/1/22)
Long Reception: 22 vs. Texas Southern (09/14/19)

#88 Johnny Lumpkin R-Sr.

Receptions: 5, vs. Southeastern La. (9/3/22)
Receiving Yards: 72, vs. Southeastern La. (9/3/22)
Receiving TDs: 2, vs. Southeastern La. (9/3/22)
Long Reception: 28, vs. Southeastern La. (9/3/22)

LOUISIANA FOOTBALL CAREER HIGHS

DEFENSIVE LINE

#4 Zi'Yon Hill-Green R-Sr.

Tackles: 9 (2x), last at Southern Miss (10/27/22)
TFL: 4.0, vs. Troy (11/5/22)
Sacks: 2.0 (2x), last vs. Troy (11/5/22)
QBH: 3 vs. Liberty (09/07/19)
INT: N/A
FF: 1 (3x), last at Southern Miss (10/27/22)
FR: 1 (6x), last at Texas State (11/26/22)
PBU: N/A

#46 Jordan Lawson R-Fr.

Tackles: 6, at Rice (9/17/22)
TFL: 1.0, vs. Southeastern La. (9/3/22)
Sacks: 0.5, at Rice (9/17/22)
QBH: 2, vs. Arkansas State (10/22/22)

#90 Mason Narcisse So.

Tackles: 4, vs. Georgia Southern (11/10/22)
TFL: 1.0 (3x), last at Southern Miss (10/27/22)
Sacks: 1.0 vs. Nicholls (9/11/21)
QBH: 2 at ULM (11/28/20)
INT: 1 at Liberty (11/20/21)
FF: 1, at Marshall (10/12/22)
FR: 1, vs. Georgia Southern (11/10/22)
PBU: 1, at Texas State (11/26/22)

#91 Sonny Hazard So.

Tackles: 6, at Marshall (10/12/22)
TFL: 1.5, vs. Arkansas State (10/22/22)
Sacks: 1.5, vs. Arkansas State (10/22/22)
QBH: 1 (2x), last vs. Georgia Southern (11/10/22)
INT: N/A
FF: N/A
FR: N/A
PBU: N/A

#97 Ja'Quane Nelson R-Sr.

Tackles: 5 (2x), last vs. Georgia Southern (9/26/20)
TFL: 0.5 at Arkansas State (10/17/19)
Sacks: 0.5 at Arkansas State (10/17/19)
QBH: 1 (2x), last vs. Ohio (09/16/21)
INT: N/A
FF: N/A
FR: 1 at Ohio (09/21/19)
PBU: 2, vs. South Alabama (10/1/22)

#98 Andre Landry R-Sr.

Tackles: 4, vs. South Alabama (11/14/20)
TFL: 1.0, vs. Coastal Carolina (10/14/20)
Sacks: N/A
QBH: 1 (2x), last vs. Arkansas State (10/22/22)
INT: N/A
FF: N/A
FR: 1 vs. South Alabama (11/17/19)
PBU: 2, vs. Arkansas State (10/22/22)

#99 Marcus Wiser So.

Tackles: 5, vs. Eastern Michigan (9/10/22)
TFL: 3.0, vs. Eastern Michigan (9/10/22)
Sacks: 2.0, vs. Eastern Michigan (9/10/22)
QBH: N/A
INT: N/A
FF: N/A
FR: N/A
PBU: 1, at Rice (9/17/22)

OUTSIDE LINEBACKERS

#19 AJ Riley R-Jr.

Tackles: 6, at ULM (9/24/22)
TFL: 2.0 vs. Georgia State, (11/4/21)
Sacks: 2.0 vs. Georgia State, (11/4/21)
QBH: 1 (2x), last vs. Georgia Southern (11/10/22)
INT: 1 at Liberty (11/20/2021)
FF: N/A
FR: 1 vs. New Mexico State (10/13/2018)
PBU: 1 (2x), last vs. South Alabama (11/14/2020)

#25 Kendre' Gant R-Jr.

Tackles: 4, at Rice (9/17/22)
TFL: 1.0, at Florida State (11/19/22)
Sacks: N/A
QBH: 1, vs. South Alabama (10/1/22)
INT: N/A
FF: N/A
FR: N/A
PBU: 1, vs. Arkansas State (10/22/22)

#33 Tyler Guidry Jr.

Tackles: 4 (4x), last vs. Georgia Southern (09/26/20)
TFL: 1.0 (2x), last vs. Troy (11/23/2019)
Sacks: N/A
QBH: 1 (2x), last vs. South Alabama (10/1/22)
INT: N/A
FF: N/A
FR: N/A
PBU: 1 at Georgia State (09/19/2020)

INSIDE LINEBACKERS

#6 Kris Moncrief Sr.

Tackles: 11, at Southern Miss (10/27/22)
TFL: 2.5 vs. App State (10/9/2019)
Sacks: 1.5 vs. Miami (OH) (1/6/2020)
QBH: 2 (2x), last vs. Georgia Southern (11/10/22)
INT: 1 (2x), last at Southern Miss (10/27/22)
FF: 1 (2x) at Troy (11/13/21)
FR: 1 (2x), last vs. Marshall (12/18/2021)
PBU: 1 (3x), last vs. Ohio (9/16/2021)

#18 Jasper Williams Jr.

Tackles: 3, at Marshall (10/12/22)
QBH: 1, at Rice (9/17/22)
INT: 1, vs. Eastern Michigan (9/10/22)
FF: 1, at Texas State (11/26/22)
PBU: 1, vs. Georgia Southern (11/10/22)

#29 KC Ossai So.

Tackles: 11, at Rice (9/17/22)
TFL: 0.5 (2x), last at Marshall (10/12/22)
FF: 1, vs. Eastern Michigan (9/10/22)
PBU: 1, vs. Georgia Southern (11/10/22)

#43 Jourdan Quibodeaux R-Sr.

Tackles: 14 (2x), last at Marshall (10/12/22)
TFL: 1.5, at Marshall (10/12/22)
Sacks: 1.0 (2x), last at Liberty (11/20/2021)
QBH: 3 at ULM (11/28/2020)
INT: N/A
FF: 1 at Iowa State (09/12/2020)
FR: N/A
PBU: 1 (2x), last at Iowa State (09/12/2020)

LOUISIANA FOOTBALL CAREER HIGHS

CORNERBACKS

#7 Eric Garror Sr.

Tackles: 7 vs. Miami (OH) (01/06/20)
TFL: 1.0 (2x), last vs. South Alabama (10/02/21)
Sacks: 1.0 vs. Coastal Carolina (09/15/18)
QBH: N/A
INT: 2 at Texas State (10/31/20)
FF: N/A
FR: N/A
PBUs: 3 at Ohio (9/21/19)
KO Return Att.: 2, at Texas State (11/26/22)
KO Returns Yds: 33, at Texas State (11/26/22)
Long Kickoff Return: 28 vs. Georgia Southern (9/26/20)
KO Return TD: N/A
Punt Return Att.: 6 at Georgia Southern (9/19/20)
Punt Returns Yards: 89 at Iowa State (9/12/20)
Long Punt Return: 83 (2x), last vs. Southeastern La. (9/3/22)
Punt Return TD: 1 (3x), last vs. South Alabama (10/1/22)

#11 Caleb Anderson R-Fr.

Tackles: 3 (3x) last at Rice (9/17/22)
INT: 1, at Rice (9/17/22)
FR: 1, vs. Eastern Michigan (9/10/22)
PBU: 1, vs. Arkansas State (10/22/22)

#13 Amir McDaniel R-So.

Tackles: 3 (2x), last vs. Arkansas State (10/22/22)
TFL: 1.0, vs. Arkansas State (10/22/22)
INT: 1, vs. Southeastern La. (9/3/22)
PBU: 1, at Southern Miss (10/27/22)

#16 Asjlin Washington Sr.

Tackles: 5 at Texas (09/4/2021)
TFL: 1.5 at Texas (09/4/2021)
Sacks: 1.0 (2x), last at Texas (09/4/2021)
QBH: N/A
INT: 1 (4x), last at Iowa State (09/12/2020)
FF: 1 at App State (12/07/2019)
FR: 1 at South Alabama (11/16/2019)
PBUs: 3 (2x), Last vs. Coastal Carolina (10/14/2020)

#21 Trey Amos So.

Tackles: 7 (2x), last at Texas State (11/26/22)
TFL: 1.0 (2x), last vs. Georgia Southern (11/10/22)
Sacks: N/A
QBH: N/A
INT: 1 at ULM (11/28/2020)
FF: 1 vs. Marshall (12/18/2021)
FR: N/A
PBU: 2 (2x), last vs. Georgia Southern (11/10/22)

SAFETIES

#0 Kam Pedescleaux R-Jr.

Tackles: 10 vs. ULM (11/27/21)
TFL: 2.0 (3x), last at Marshall (10/12/22)
Sacks: 1.0 (3x), last at Texas State (10/31/20)
QBH: N/A
INT: 1 (2x), last at Liberty (11/20/21)
FF: 1 (3x), last at Marshall (10/12/22)
FR: 1, at Southern Miss (10/27/22)
PBU: 3, vs. Georgia Southern (11/10/22)

#2 Brandon Bishop R-Jr.

Tackles: 5 (3x), last at Southern Miss (10/27/22)
TFL: 0.5 at Texas (9/4/21)
Sacks: N/A
QBH: 1, vs. South Alabama (10/1/22)
INT: 1, 2x last vs. Eastern Michigan (9/10/22)
FF: N/A
FR: N/A
PBU: 1 (3x), last vs. Southeastern La. (9/3/21)

#3 Tyrone Lewis, Jr. R-So.

Tackles: 9, at Florida State (11/19/22)
TFL: 0.5, at Texas State (11/26/22)
PBU: 1, at Texas State (11/26/22)

#22 Patrick Mensah R-Jr.

Tackles: 3 (3x), last at Florida State (11/19/22)

#23 Courtline Flowers So.

Tackles: 5, vs. Southeastern La. (9/3/22)
TFL: 1.5, vs. Southeastern La. (9/3/22)
Sacks: 1, at Marshall (10/12/22)
INT: 1, at ULM (9/24/22)
FF: 1, vs. Eastern Michigan (9/10/22)
FR: 1, at Marshall (10/12/22)
PBU: 1 (3x), last at Texas State (11/26/22)

#24 Bralen Trahan R-Sr.

Tackles: 12, at Marshall (10/12/22)
TFL: 1.0 (5x), last at Arkansas State (10/21/21)
Sacks: N/A
QBH: N/A
INT: 1 (13x), last vs. Troy (11/5/22)
FF: 1 (2x), last at Florida State (11/19/22)
FR: 1 (3x), last at ULM (9/24/22)
PBU: 3 at UAB (10/23/20)
PAT Block: 1, vs. Arkansas State (10/22/22)

SPECIAL TEAMS

#37 Preston Stafford R-Jr.

FG Made: 1 (2x), at ULM (9/24/22)
FG Attempted: 2, vs. Southeastern La. (9/3/22)
Long FG: 36, vs. Southeastern La. (9/3/22)
PAT Made: 7, vs. Eastern Michigan (9/10/22)
PAT Attempted: 7, vs. Eastern Michigan (9/10/22)
Points: 7, vs. Eastern Michigan (9/10/22)
Kickoffs: --
Touchbacks: --

#45 Kenneth Almendares R-So.

FG Made: 5, vs. Georgia Southern (11/10/22)
FG Attempted: 5, vs. Georgia Southern (11/10/22)
Long FG: 52, at Marshall (10/12/22)
PAT Made: 9 at ULM (11/28/2020)
PAT Attempted: 9 at ULM (11/28/2020)
Points: 18, vs. Georgia Southern (11/10/22)
Kickoffs: 12 vs. Texas Southern (09/14/2019)
Touchbacks: 7 vs. Texas Southern (09/14/2019)

#47 Rhys Byrns Sr.

Punts: 7 (5x), last vs. App State (10/12/21)
Punt Average: 53.5 vs. Arkansas State (10/27/2018)
Long: 74 at UAB (10/23/2020)
Inside 20: 4 (2x), last vs. Georgia Southern (09/25/21)
50+ Punts: 4 (2x), last vs. South Alabama (10/02/2021)

2022 LOUISIANA FOOTBALL GAME-BY-GAME STARTERS

Game	LT	LG	C	RG	RT	TE	WR/TE	WR	WR	RB	QB
Southeastern La.	Thomas	Gillie	Hudson	Harrington	Rubio	Lumpkin	Johnson (TE)	LeBlanc	Jefferson	Smith	Fields
Eastern Michigan	Thomas	Gillie	Hudson	Harrington	Rubio	Johnson	LeBlanc	Rogers	Jefferson	Smith	Fields
Rice	Thomas	Gillie	Hudson	Harrington	Rubio	Lumpkin	Johnson (TE)	LeBlanc	Jefferson	Smith	Fields
ULM	Thomas	Gillie	Hudson	Harrington	Rubio	Lumpkin	Johnson (TE)	LeBlanc	Jefferson	Smith	Fields
South Alabama	Thomas	Gillie	Hudson	Harrington	Rubio	Lumpkin	Johnson (TE)	Bernard	Jefferson	Smith	Fields
Marshall	Thomas	Gillie	Harrington	Jackson	Rubio	Lumpkin	Migl (TE)	LeBlanc	Jefferson	Williams	Wooldridge
Arkansas State	Thomas	Gillie	Hudson	Harrington	Rubio	Migl	Johnson (TE)	Bernard	Jefferson	Williams	Wooldridge
Southern Miss	Thomas	Gillie	Hudson	Jackson	Rubio	Lumpkin	Johnson (TE)	LeBlanc	Jefferson	Smith	Wooldridge
Troy	Thomas	Gillie	Hudson	Jackson	Ohonba	Migl	Bernard	LeBlanc	Jefferson	Smith	Wooldridge
Georgia Southern	Thomas	Gillie	Hudson	Harrington	Rubio	Lumpkin	Bernard	LeBlanc	Jefferson	Smith	Wooldridge
Florida State	Thomas	Gillie	Hudson	Harrington	Jackson	Lumpkin	Johnson (TE)	LeBlanc	Jefferson	Smith	Fields
Texas State	Thomas	Gillie	Hudson	Harrington	Rubio	Lumpkin	Johnson (TE)	LeBlanc	Jefferson	Smith	Fields
vs. Houston											

Game	DE	NT	DE	LB	LB	LB	LB/DB	STAR	CB	CB	S
Southeastern La.	Lawson	Wiser	Hill-Green	Moncrief	Quibodeaux	Jones	Riley	Bishop	Garror	McDaniel	Pedescleaux
Eastern Michigan	Lawson	Wiser	Hill-Green	Moncrief	Quibodeaux	Jones	Trahan (S)	Bishop	Garror	McDaniel	Pedescleaux
Rice	Lawson	Wiser	Hill-Green	Moncrief	Quibodeaux	Jones	Riley	Trahan (S)	Garror	Anderson	Pedescleaux
ULM	Lawson	Wiser	Hill-Green	Moncrief	Quibodeaux	Jones	Trahan (S)	Bishop	Garror	Amos	Pedescleaux
South Alabama	Lawson	Hazard	Hill-Green	Moncrief	Quibodeaux	Jones	Trahan (S)	Flowers	Garror	Amos	Pedescleaux
Marshall	Lawson	Hazard	Hill-Green	Moncrief	Quibodeaux	Jones	Trahan (S)	Flowers	Garror	Amos	Pedescleaux
Arkansas State	Lawson	Hazard	Gant	Moncrief	Quibodeaux	Jones	Trahan (S)	Bishop	Garror	Amos	Pedescleaux
Southern Miss	Lawson	Hazard	Hill-Green	Moncrief	Quibodeaux	Jones	Trahan (S)	Flowers	Garror	Amos	Pedescleaux
Troy	Lawson	Hazard	Hill-Green	Moncrief	Quibodeaux	Jones	Gant	Trahan (S)	Garror	Amos	Pedescleaux
Georgia Southern	Narcisse	Hazard	Hill-Green	Moncrief	Quibodeaux	Jones	Riley	Trahan (S)	Garror	Amos	Pedescleaux
Florida State	Landry	Hazard	Hill-Green	Moncrief	Quibodeaux	Jones	Skipper (S)	Trahan (S)	Garror	Amos	Pedescleaux
Texas State	McGriff	Hazard	Hill-Green	Moncrief	Quibodeaux	Jones	Gant	Trahan (S)	Garror	Amos	Skipper

TRACKING THE RAGIN' CAJUNS

Opponent	Time (local)	Length	Att.	Halftime	Final	Coin Toss	Kickoff/Receive	1st LA Poss.	1st Opp Poss.	Game Pants	Game Jersey	Game Helmet
Southeastern La.	6:03 p.m.	3:13	16,812	17-0	24-7	Won	Kickoff	TD	Punt	Red	Red	Red
Eastern Michigan	6:04 p.m.	4:30	18,079	0-14	49-21	Won	Kickoff	Punt	TD	Red	Red	Red
Rice	6:32 p.m.	3:39	18,746	14-13	21-33	Lost	Receive	Punt	Punt	White	White	Red
ULM	7:02 p.m.	3:22	19,077	17-7	17-21	Lost	Kickoff	TD	Missed FG	White	White	Red
South Alabama	4:02 p.m.	3:34	20,671	7-7	17-20	Won	Kickoff	INT	Downs	White	Red	Red (Script)
Marshall	7:35 p.m.	3:48	19,905	3-7	23-13	Lost	Receive	Punt	Punt	White	White	Red
Arkansas State	4:03 p.m.	3:31	15,017	24-9	38-18	Won	Kickoff	Punt	Punt	Black	Black	Black
Southern Miss	6:35 p.m.	3:46	27,332	11-29	24-39	Won	Kickoff	Downs	INT	White	Red	Red (Script)
Troy	4:02 p.m.	3:18	7,888	10-0	17-23	Won	Kickoff	Punt	Punt	Red	Red	Red
Georgia Southern	6:33 p.m.	3:32	11,512	27-7	36-17	Won	Kickoff	TD	Punt	Red	Red	Red
Florida State	12:03 p.m.	3:15	58,597	3-35	17-49	Won	Kickoff	Punt	TD	White	White	Red
Texas State	4:02 p.m.	3:08	15,035	20-6	41-13	Won	Kickoff	Punt	FG	White	White	Red
Houston												

2022 LOUISIANA OPPONENT SCHEDULES (83-63)

GAME 1: SOUTHEASTERN LA.

(9-4, 5-1 SLC)

Date	Team	Time/Result
Sept. 3	at LOUISIANA	L, 7-24
Sept. 10	at Florida Atlantic	L, 9-42
Sept. 17	Central Connecticut	W, 70-6
Sept. 24	Incarinate Word	W, 41-35
Oct. 1	Murray State	W, 48-14
Oct. 8	Texas A&M-Commerce	L, 28-31
Oct. 22	at Jacksonville State	W, 31-14
Oct. 29	at McNeese	W, 28-27
Nov. 5	at Lamar	W, 47-31
Nov. 12	Northwestern State	W, 23-7
Nov. 17	at Nicholls	W, 40-17
Nov. 26	Idaho *	W, 45-42
Dec. 3	at Samford *	L, 42-48 (ot)

GAME 4: ULM

(4-8, 3-4 SUN BELT)

Date	Team	Time/Result
Sept. 3	at Texas	L, 10-52
Sept. 10	Nicholls	W, 35-7
Sept. 17	at Alabama	L, 7-63
Sept. 24	LOUISIANA	W, 21-17
Oct. 1	at Arkansas State	L, 28-45
Oct. 8	Coastal Carolina	L, 21-28
Oct. 15	at South Alabama	L, 34-41
Oct. 22	at Army	L, 24-48
Nov. 5	Texas State	W, 31-30
Nov. 12	at Georgia State	W, 31-28
Nov. 19	at Troy	L, 16-34
Nov. 26	Southern Miss	L, 10-20

GAME 7: ARKANSAS STATE

(3-9, 1-7 SUN BELT)

Date	Team	Time/Result
Sept. 3	Grambling	W, 58-3
Sept. 10	at Ohio State	L, 12-45
Sept. 17	at Memphis	L, 32-44
Sept. 24	at Old Dominion	L, 26-29
Oct. 1	ULM	W, 45-28
Oct. 8	James Madison	L, 20-42
Oct. 15	at Southern Miss	L, 19-20
Oct. 22	at LOUISIANA	L, 18-38
Oct. 29	South Alabama	L, 3-31
Nov. 12	UMass	W, 35-33
Nov. 19	at Texas State	L, 13-16
Nov. 26	Troy	L, 19-48

GAME 10: GEORGIA SOUTHERN

(6-6, 3-5 SUN BELT)

Date	Team	Time/Result
Sept. 3	Morgan State	W, 59-7
Sept. 10	at Nebraska	W, 45-42
Sept. 17	at UAB	L, 21-35
Sept. 24	Ball State	W, 34-23
Oct. 1	at Coastal Carolina	L, 30-34
Oct. 8	at Georgia State	L, 33-41
Oct. 15	James Madison	W, 45-38
Oct. 22	at Old Dominion	W, 28-23
Nov. 5	South Alabama	L, 31-38
Nov. 10	at LOUISIANA	L, 17-36
Nov. 19	Marshall	L, 10-23
Nov. 26	App State	W, 51-48 (ot)
Dec. 27	vs. Buffalo	

GAME 2: EASTERN MICHIGAN

(8-4, 4-3 MAC)

Date	Team	Time/Result
Sept. 3	Eastern Kentucky	W, 42-34
Sept. 10	at LOUISIANA	L, 21-49
Sept. 17	at Arizona State	W, 30-21
Sept. 24	Buffalo	L, 31-50
Oct. 1	UMass	W, 20-13
Oct. 8	at Western Michigan	W, 45-23
Oct. 15	Northern Illinois	L, 10-39
Oct. 22	at Ball State	W, 20-16
Oct. 29	Toledo	L, 24-27
Nov. 8	at Akron	W, 34-28
Nov. 16	at Kent State	W, 31-24
Nov. 25	Central Michigan	W, 38-19
Dec. 20	vs. San Jose State	2:30 p.m.

GAME 5: SOUTH ALABAMA

(10-2, 7-1 SUN BELT)

Date	Team	Time/Result
Sept. 3	Nicholls	W, 48-7
Sept. 10	at Central Michigan	W, 38-24
Sept. 17	at UCLA	L, 31-32
Sept. 24	Louisiana Tech	W, 38-14
Oct. 1	at LOUISIANA	W, 20-17
Oct. 15	ULM	W, 41-34
Oct. 20	Troy	L, 6-10
Oct. 29	at Arkansas State	W, 31-3
Nov. 5	at Georgia Southern	W, 38-31
Nov. 12	Texas State	W, 38-21
Nov. 19	at Southern Miss	W, 27-20
Nov. 26	Old Dominion	W, 27-20
Dec. 21	vs. Western Kentucky	8 p.m.

GAME 8: SOUTHERN MISS

(6-6, 4-4 SUN BELT)

Date	Team	Time/Result
Sept. 3	Liberty	L, 27-29 (4ot)
Sept. 10	at Miami (Fla.)	L, 7-30
Sept. 17	Northwestern State	W, 62-10
Sept. 24	at Tulane	W, 27-24
Oct. 8	at Troy	L, 10-27
Oct. 15	Arkansas State	W, 20-19
Oct. 22	at Texas State	W, 20-14
Oct. 27	LOUISIANA	W, 39-24
Nov. 5	Georgia State	L, 14-42
Nov. 12	at Coastal Carolina	L, 23-26
Nov. 19	South Alabama	L, 20-27
Nov. 26	at ULM	W, 20-10
Dec. 17	vs. Rice	4:45 p.m.

GAME 11: FLORIDA STATE

(9-3, 5-3 ACC)

Date	Team	Time/Result
Aug. 27	Duquense	W, 47-7
Sept. 4	vs. LSU (at New Orleans)	W, 24-23
Sept. 16	at Louisville	W, 35-31
Sept. 24	Boston College	W, 44-14
Oct. 1	Wake Forest	L, 21-31
Oct. 8	at NC State	L, 17-19
Oct. 15	Clemson	L, 28-34
Oct. 29	Georgia Tech	W, 41-16
Nov. 5	at Miami (Fla.)	W, 45-3
Nov. 12	at Syracuse	W, 38-3
Nov. 19	LOUISIANA	W, 49-17
Nov. 25	Florida	W, 45-38
Dec. 29	vs. Oklahoma	5:30 p.m.

GAME 3: RICE

(5-7, 3-5 C-USA)

Date	Team	Time/Result
Sept. 3	at USC	L, 14-66
Sept. 10	McNeese	W, 52-10
Sept. 17	at LOUISIANA	W, 33-21
Sept. 24	at Houston	L, 27-34
Oct. 1	UAB	W, 28-24
Oct. 15	at Florida Atlantic	L, 14-17
Oct. 22	at Louisiana Tech	W, 42-41 (ot)
Oct. 29	Charlotte	L, 23-56
Nov. 3	UTEP	W, 37-30
Nov. 12	at Western Kentucky	L, 10-45
Nov. 19	UTSA	L, 7-41
Nov. 26	at North Texas	L, 17-21
Dec. 17	vs. Southern Miss	4:45 p.m.

GAME 6: MARSHALL

(8-4, 5-3 SUN BELT)

Date	Team	Time/Result
Sept. 3	Norfolk State	W, 55-3
Sept. 10	at Notre Dame	W, 26-21
Sept. 17	at Bowling Green	L, 31-34 (ot)
Sept. 24	at Troy	L, 7-16
Oct. 1	Gardner-Webb	W, 28-7
Oct. 12	LOUISIANA	L, 13-23
Oct. 22	at James Madison	W, 26-12
Oct. 29	Coastal Carolina	L, 13-24
Nov. 5	at Old Dominion	W, 12-0
Nov. 12	App State	W, 28-21
Nov. 19	at Georgia Southern	W, 23-10
Nov. 26	Georgia State	W, 28-23
Dec. 19	vs. UConn	2:30 p.m.

GAME 9: TROY

(12-2, 7-1 SUN BELT)


Date	Team	Time/Result
Sept. 3	at Ole Miss	L, 10-28
Sept. 10	Alabama A&M	W, 38-17
Sept. 17	at App State	L, 28-32
Sept. 24	Marshall	W, 16-7
Oct. 1	at Western Kentucky	W, 34-27
Oct. 8	Southern Miss	W, 27-10
Oct. 15	Texas State	W, 17-14
Oct. 20	at South Alabama	W, 10-6
Nov. 5	at LOUISIANA	W, 23-17
Nov. 12	Army	W, 10-9
Nov. 19	ULM	W, 34-16
Nov. 26	at Arkansas State	W, 48-19
Dec. 3	vs. Coastal Carolina	W, 45-26
Dec. 16	vs. UTSA	W, 18-12

GAME 12: TEXAS STATE

(4-8, 2-6 SUN BELT)

Date	Team	Time/Result
Sept. 3	at Nevada	L, 14-38
Sept. 10	FIU	W, 41-12
Sept. 17	at Baylor	L, 7-42
Sept. 24	Houston Christian	W, 34-0
Oct. 1	at James Madison	L, 13-40
Oct. 8	App State	W, 36-24
Oct. 15	at Troy	L, 14-17
Oct. 22	Southern Miss	L, 14-20
Nov. 5	at ULM	L, 30-31
Nov. 12	at South Alabama	L, 21-38
Nov. 19	Arkansas State	W, 16-13
Nov. 26	LOUISIANA	L, 13-41

2022 LOUISIANA FOOTBALL CAJUN FIELD RECORDS



Cajun Field has served as the home of Ragin' Cajuns football since September 1971. Louisiana holds a 151-113-2 all-time record on its home field with winning records in 34 of the 50 seasons.

The Cajuns set the school single-season records for total attendance (145,854) and average attendance (29,171) in 2011. Included in those totals were five of the top 15 crowds all-time, including a Sun Belt Conference record 32,823 vs. North Texas on Oct. 15, 2011. Louisiana was the Sun Belt attendance champion in 2004, 2008, 2011, 2013 and 2014.

Cajun Field hosted the 1,000th Cajuns game in school history on Nov. 1, 2008 before a then-Sun Belt record crowd of 29,031. The venue also hosted the 2021 Sun Belt Conference Championship Game as Louisiana earned a 24-16 win over App State before an SBC Championship Game record crowd of 31,014.

Louisiana has enjoyed plenty of memorable moments since the venue opened in 1971. The greatest of those moments came during the 1996 season when the Ragin' Cajuns opened their 26th season in the facility with the biggest upset in school history, a 29-22 victory over No. 25 Texas A&M in front of a then-record crowd of 38,783 fans. That mark surpassed the previous record crowd of 36,133 that saw the Cajuns face the Alabama Crimson Tide on Oct. 6, 1990.

On Nov. 30, 2019, Louisiana earned a thrilling 31-30 victory over in-state rival ULM to eclipse the double-digit win mark for the first time ever with its 10th victory, while also setting the school record for the most SBC wins with seven.

Cajun Field has been the site of much success with four consecutive 4-1 records from 1993-96. The school record for wins at Cajun Field in a season is seven, set during the 1976 season, one of three undefeated seasons (1976, 1980 and 1987) at Cajun Field.

Cajun Field boasts 2,577 chairback seats and additional seating to the capacity of another 38,849 giving the facility a total seating capacity of 41,426. In 2014, the south endzone was closed in to create more seating, adding 5,000 seats to the stadium capacity. In the summer of 2008, Cajun Field removed its long-standing natural grass and entered a new era with a synthetic playing surface.

For the first 17 years, Louisiana's football stadium was simply known as Cajun Field. In the summer of 1988, then-Strength & Conditioning Coach Mickey Faulkinberry suggested referring to Cajun Field as "The Swamp". The name stuck for various reasons. To start, the field surface is set two feet below sea level in a natural bowl.

In addition to providing a picturesque surrounding, the sunken facility allows most fans to walk down to their stadium seats. The Cajuns and their opponents must enter Cajun Field through a long tunnel from the Cox Communications Athletic Center.

HOMECOMING QUICK FACTS

All-time Record.....	48-28-2
Most Common Opponent.....	Louisiana Tech/Northwestern State (10 Times)
Most Common HC Date	Nov. 7 (5x, '53, '70, '81, '87, '92)
Most Victories Against	Arkansas State (5-1)
	Louisiana Tech (5-4-1)
	Northwestern State (5-5)
Longest Winning Streak	Eight (1982-89)
Longest Losing Streak	Three (1956-58, 1977-79, 1990-92)
Largest Margin of Victory	45 (2x), 10/15/88 vs. NIU (45-0) / 10/30/21 vs. Texas State (45-0)
Largest Margin of Defeat	33, 10/23/10 vs. WKU (21-54)
	33, 10/11/58 vs. Louisiana Tech (0-33)


Record at Cajun Field	154-115-2 (.572)
1971-79	28-28-1 (.500)
1980-89	35-14 (.714)
1990-99	24-24-1 (.500)
2000-09	26-28 (.481)
2010-19	27-18 (.600)
2020-Pres.....	14-3 (.824)
Sun Belt Conference Record	39-28 (.587)
Record in Home Openers	29-22 (.560)
Herbert Heymann Classic Record	13-4 (.750)
.500 or Better Seasons	35
Longest Winning Streak	11 games
	9/11/76-10/15/77 11/7/20-10/1/22
Longest Losing Streak.....	7 games
	Sept. 6, 1997-Sept. 12, 1998
Most Wins, Season.....	7 (2021, 7-0)
Most Losses, Season	6 (1997, 0-6)
First Game	Sept. 25, 1971 vs. Santa Clara (W, 21-0)
Largest Margin of Victory	71 pts.
	Sept. 14, 2019 vs. Texas Southern (W, 77-6)
Most Points.....	77 pts.
	Sept. 14, 2019 vs. Texas Southern (W, 77-6)
Most Points (Both).....	106 pts.
	Sept. 23, 2017 vs. ULM (L, 50-56 [OT])
Largest Crowd.....	41,357
	Sept. 5, 2009 vs. Southern
Largest Sun Belt Crowd	32,823
	Oct. 15, 2011 vs. North Texas

TOP 20 CAJUN FIELD CROWDS

1.	41,357	Southern (Sept. 5, 2009)
2.	38,783	Texas A&M (Sept. 14, 1996)
3.	36,170	Southern (Aug. 30, 2014)
4.	36,133	Alabama (Oct. 6, 1990)
5.	33,828	McNeese State (Sept. 15, 2007)
6.	32,823	North Texas (Oct. 15, 2011)
7.	31,014	App State (Dec. 4, 2021)
8.	30,176	Arkansas State (Nov. 6, 1976)
9.	30,028	New Mexico State (Nov. 2, 2013)
10.	29,775	Troy (Oct. 8, 2011)
11.	29,758	Tulane (Oct. 2, 2012)
12.	29,031	FIU (Nov. 1, 2008)
13.	28,871	Nicholls State (Sept. 14, 2013)
14.	28,866	Grambling (Sept. 1, 2018)
15.	28,794	Texas State (Oct. 30, 2021)
16.	28,752	Northwestern State (Nov. 12, 1977)
17.	28,741	Nicholls State (Sept. 17, 2011)
18.	28,176	ULM (Nov. 5, 2011)
19.	27,814	San Jose State (Oct. 30, 1993)
20.	27,300	Northern Illinois (Oct. 15, 1988)

TOP 20 ROAD CROWDS

1.	101,471	Alabama (Sept. 29, 2018)
2.	98,412	Texas A&M (Sept. 16, 2017)
3.	96,197	Tennessee (Nov. 3, 2007)
4.	95,110	Tennessee (Sept. 5, 1992)
15.	92,746	Georgia (Nov. 19, 2016)
	92,746	Georgia (Sept. 4, 2010)
7.	92,443	LSU (Sept. 19, 2009)
8.	92,362	LSU (Sept. 2, 2006)
9.	91,357	LSU (Oct. 5, 2002)
10.	91,113	Texas (Sept. 4, 2021)
11.	86,482	Florida (Nov. 10, 2012)
12.	86,304	Nebraska (Sept. 26, 2009)
13.	85,075	Florida (Aug. 31, 1996)
14.	83,711	Florida (Nov. 6, 1993)
15.	82,519	Texas (Sept. 9, 2005)
16.	82,227	South Carolina (Aug. 30, 2003)
17.	80,017	Texas (Sept. 9, 2000)
18.	78,234	South Carolina (Sept. 1, 2007)
19.	75,087	Texas A&M (Aug. 31, 2002)
20.	74,369	Florida (Oct. 19, 1985)



MICHAEL DESORMEAUX

HEAD COACH | 1ST SEASON

A record-setting quarterback for Louisiana from 2005-08, Michael Desormeaux was named the program's 27th head coach on Dec. 5, 2021 after spending the past six seasons on the Ragin' Cajuns staff. He served as the Co-Offensive Coordinator during the 2021 campaign when the team won its fourth consecutive Sun Belt West Division title and won its first outright Sun Belt Championship in program history.

Desormeaux served as the interim head coach for the program in 2017 prior to the arrival of former head coach Billy Napier and was the only member of the coaching staff retained by Napier. Desormeaux earned his first career victory at the collegiate level when he guided Louisiana to a 36-21 victory over Marshall in the R+L Carriers New Orleans Bowl on Dec. 18, 2021.

"Throughout our search process, we were intentional in identifying someone who could carry on the winning #cULTure that we have built at the University of Louisiana," Vice President for Intercollegiate Athletics Dr. Bryan Maggard said. "We looked both internally and externally and it became very evident that not only is Mike Desormeaux ready to be a head coach, but he is the right head coach for our program now. Mike has amazing relationships with every member of our nationally-ranked team and is highly respected by the high school football coaches in the state of Louisiana. He is a man of unbelievable character and integrity, is highly respected in the college coaching profession, and has a very high football acumen."

Desormeaux spent the previous four years developing as a signal caller under Napier. With his help, the offense ranked third in the Sun Belt in both scoring offense (31.2) and total offense (397.6) during the historic 2021 campaign and helped the team secure a program record 13 wins.

In 2020, Desormeaux saw the Ragin' Cajuns rank 29th in the nation in scoring offense (33.6 ppg) and played a key role in the team's rushing attack ranking 21st nationally with 213.0 yards per game.

His offensive prowess was also on display during the 2019 campaign as he helped Louisiana's offense flourish in record-breaking fashion, ranking eighth nationally in total offense (494.1) and 10th nationally in scoring offense (37.9).

The New Iberia, La., native did a masterful job coaching Louisiana's tight ends, aiding in the development of Neal Johnson and Johnny Lumpkin. Johnson has led the tight end corps over the last three seasons with 492 receiving yards and four touchdowns, while Lumpkin has consistently been a leader on the team and has caught 20 passes for 265 yards and two scores under Desormeaux's watch.

"I am absolutely thrilled and honored to serve as the next head coach at the University of Louisiana," Desormeaux said. "I am a Ragin' Cajun through-and-through, so to get this unbelievable opportunity is humbling to say the least. I cannot thank Dr. Savoie, Dr. Maggard, and the rest of our leadership enough for this truly unique and special opportunity. This program has been built on relationships, and I am looking forward to continuing to build and advance this #cULTure that we have created. I am most excited that I get to stay and continue this journey with these men in that locker room. They are a very talented and special group."

He was on staff at Louisiana in 2016 and 2017, working with the wide receivers and running backs, respectively. Over those two seasons, he developed and helped recruit some of the top talent in Ragin' Cajuns history, including former running back Trey Ragas and former wideouts Ja'Marcus Bradley and Al Riles.

Desormeaux is also a relentless recruiter, playing an instrumental role in the team securing the top recruiting class in the Sun Belt in 2019, 2020 and 2021. With his influence, the Ragin' Cajuns currently own the second-ranked class in the league ahead of the 2022 signing period.

He also has strong ties with local high school coaches and has continued to build strong ties with prep coaches around the state.

Prior to joining the Ragin' Cajuns staff, he spent three seasons at Lafayette's Ascension Episcopal School, where he led the Blue Gators to an 11-2 record and the Division IV state semifinals in 2015. He took over an

DESORMEAUX QUICK FACTS

PERSONAL

Hometown..... New Iberia, La.
 Birthday..... Sept. 29, 1985
 Wife..... Lindsey
 Children Thomas and Elle

EDUCATION

Louisiana, 2008

COACHING EXPERIENCE

Head Coach Louisiana, 2021-Pres.

7-6 Overall Record
 7-6 Career Record

2021 R+L Carriers New Orleans Bowl Champions

Assistant Coach/TE Louisiana, 2016-Pres.

2021 Sun Belt Conference Champions
 2020 Sun Belt Conference Champions
 2020 SERVPRO First Responder Bowl Champions
 2020 LendingTree Bowl Champions
 2019 Sun Belt Championship Game
 2018 Sun Belt Championship Game
 2018 AutoNation Cure Bowl

Ascension Episcopal HS, 2013-15

Head Coach

Catholic-New Iberia, 2010-13

Offensive Coordinator/Quarterbacks

PLAYING EXPERIENCE

Louisiana, 2005-2008
 Quarterback

AES program in 2013 that finished 0-9 the year before and led them to five wins in his first season and eight victories in 2014.

A standout player for Louisiana, Desormeaux passed for 3,893 yards and 23 touchdowns while rushing for 2,843 yards and 16 scores. He was named All-Sun Belt Conference three times as an all-purpose specialist before being named the league's Offensive Player of the Year after throwing for 1,876 yards while rushing for 1,035 yards.

He became the eighth quarterback in NCAA history to post back-to-back 1,000-yard rushing seasons after rushing for 1,141 yards as a junior in 2007. Under his guidance, the Cajuns offense led the SBC in total yards, rushing yards, yards per game, rushing yards per game, yards per play, third down conversion percentage and touchdowns.

Desormeaux led the Sun Belt in passing efficiency in SBC only games and broke Jake Delhomme's single-season school record for passing efficiency. After concluding his career with the Ragin' Cajuns, Desormeaux signed a free agent contract as a defensive back with the NFL's Jacksonville Jaguars.

He was inducted into the National Football Foundation & College Hall of Fame (NFF) Hampshire Honor Society after graduating in December 2008 with a cumulative grade-point-average of 3.91.

Desormeaux was a star athlete at Catholic-New Iberia, where he later got his coaching start as an assistant coach. He lettered four years in both football and basketball, as well as five years in track and three in baseball. He led Catholic HS to three straight Class 3A playoff appearances and three straight district championships in football. Desormeaux earned first-team Class 3A All-State honors in 2003 and was named the All-District offensive MVP.

He began his coaching career at his alma mater, serving as offensive coordinator and quarterbacks coach from 2010-13.

Desormeaux and his wife, Lindsey, are the parents of two children, Thomas and Elle.

MIKE DESORMEAUX VS. OPPONENTS

Arkansas State	1-0
Eastern Michigan	1-0
Florida State	0-1
Georgia Southern	1-0
Houston	--
Marshall	2-0
Rice	0-1
South Alabama	0-1
Southeastern Louisiana	1-0
Southern Miss	0-1
Texas State	1-0
Troy	0-1
ULM	0-1
American Athletic	--
Atlantic Coast	0-1
Conference USA	1-1
Mid-American	1-0
Southland	1-0
Sun Belt	4-4

2022 Opponents Listed in BOLD

ALL-TIME LOUISIANA COACHING RECORDS

Coach	Tenure	Record	PCT
1. Russ Faulkinberry	1961-73	66-62-2	.515
2. Nelson Stokley	1986-98	62-80-1	.437
3. T. Ray Mobley	1916, 1919, 1921-30	57-48-7	.540
4. Rickey Bustle	2002-2010	41-65-0	.387
5. Billy Napier	2018-2021	40-12-0	.769
6. Clement J. McNaspy	1908-11, 1913, 1917-18	34-15-4	.679
7. Johnny L. Cain	1937-41, 1946	33-19-5	.623
8. Augie Tammariello	1974-79	30-35-2	.470
9. Raymond Didier	1951-56	29-27-2	.517
10. Sam Robertson	1980-85	29-34-2	.462
11. Mark Hudspeth*	2011-17	29-38-0	.433
12. T.F. Wilbanks	1931-36	19-32-2	.377
13. George Mitchell	1947-49	18-8-1	.685
14. Louis Whitman	1942-45	14-14-2	.500
15. Jim "Red" Hoggatt	1958-60	11-17-0	.393
16. R.B. Dunbar	1914-15	10-5-1	.656
17. Michael Desormeaux	2021-Present	6-6-0	.500
18. Jerry Baldwin	1999-2001	6-27-0	.182
19. A.L. "Red" Swanson	1950	5-4-0	.556
20. John Robert Bell	1957	4-5-1	.450
21. Ashby Woodson	1901-02	3-2-0	.600
22. H. Lee Prather	1912	3-4-0	.429
23. Edwin F. Gayle	1904	2-0-1	.833
24. H.O. Tudor	1920	2-8-0	.200
25. Jefferson Caffery	1907	1-0-0	1.000
26. Herbert McNaspy	1906	1-0-1	.750
27. J. Ovey Herpin	1903	1-1-0	.500
28. Dan "Sonny" Roy **	1973	0-1-0	.000

* - Mark Hudspeth's actual on-field record is 51-38 (.573)

** - served as interim coach for final game of 1973 season

2022 GAME RECAPS



GAME 1	1	2	3	4	F
Southeastern La.	0	0	7	0	7
Louisiana	10	7	0	7	24

Sept. 3 | Cajun Field | Lafayette, La. | 6 p.m. | Att.: 16,812

LAFAYETTE – Chandler Fields completed 13 of 20 passes for 173 yards and a pair of touchdowns to Johnny Lumpkin while Eric Garror's 83-yard punt return in the second quarter helped the Louisiana Ragin' Cajuns to a 24-7 win over Southeastern Louisiana in the season-opener for both teams on Saturday at Cajun Field.

Kam Pedescleaux recorded a team-high seven tackles while Garror and Amir McDaniel each picked off passes as Louisiana (1-0) extended the nation's longest win streak to 14 games. The win marked the first home victory for head coach Michael Desormeaux, who led Louisiana to a 36-21 win over Marshall in 2021 R+L Carriers New Orleans Bowl and coached his first game at his alma mater.

Fields, making his first career start at quarterback after replacing record-setting signal caller Levi Lewis, led the Ragin' Cajuns down the field on their opening drive, driving 79 yards in nine plays to take a 7-0 lead. The Metairie, La., native went 4-for-4 for 65 yards on his opening drive as he connected with Lumpkin over the middle for a 28-yard TD strike with 9:08 remaining in the first quarter.



GAME 2	1	2	3	4	F
Eastern Michigan	7	7	7	0	21
Louisiana	0	0	21	28	49

Sept. 10 | Cajun Field | Lafayette, La. | 6 p.m. | Att.: 18,079

LAFAYETTE – Stymied and shut out in a half for only the second time in two seasons, Louisiana's Ragin' Cajuns exploded with seven straight touchdowns in the second half and rolled to a 49-21 victory over Eastern Michigan on Saturday at Cajun Field to extend the nation's longest winning streak to 15 games.

The Cajuns, now 2-0 for only the third time in the last 14 seasons, dealt with a 63-minute delay due to lightning and trailed 14-0 at halftime before the quarterback combo of Chandler Fields and Ben Wooldridge teamed for five touchdowns passes – to five different receivers -- in a time span of 19:19 in the final two quarters.

Meanwhile, UL's defense forced five second-half turnovers and held the visiting Eagles (1-1) to one second-half score before the Cajuns scored the game's final 35 points.

	SLU	LA
First Downs	12	18
Rushes - Yards (Net)	27-111	38-133
Passing Yards (Net)	149	241
Passes Comp-Att-Int	22-35-2	20-31-0
Total Offense Plays - Yards	62-260	69-374
Fumble Returns - Yards	0-0	0-0
Punt Returns - Yards-TD	2-11-0	4-95-1
Kickoff Returns - Yards-TD	4-85-0	1-18-0
Interception Returns - Yards	0-0-0	2-18-0
Punts (Number - Avg.)	6-47.3	4-46.2
Fumbles - Lost	0-0	1-0
Penalties - Lost	8-60	4-35
Possession Time	29:04	30:56
Third-Down Conversions	6-15	6-15
Fourth-Down Conversions	1-3	1-3
Red-Zone Scores-Chances	1-2	2-3
Sacks By: Number-Yards	2-11	1-2

Scoring Summary

1st Quarter

9:08 - LA - Lumpkin 28 pass from Fields (Stafford kick)
1:34 - LA - FG Stafford 36

2nd Quarter

12:41 - LA - Garror 83 punt return (Stafford kick)

3rd Quarter

4:04 - SLU - Washington 5 run (Rengifo kick)

4th Quarter

1:37 - LA - Lumpkin 3 pass from Fields (Stafford kick)

	EMU	LA
First Downs	23	23
Rushes - Yards (Net)	23-41	35-149
Passing Yards (Net)	320	310
Passes Comp-Att-Int	32-51-3	22-33-0
Total Offense Plays - Yards	74-361	68-459
Fumble Returns - Yards	0-0	0-0
Punt Returns - Yards-TD	2-2-0	2-45-0
Kickoff Returns - Yards-TD	4-59-0	2-28-0
Interception Returns - Yards	0-0-0	3-2-0
Punts (Number - Avg.)	5-44.8	5-45.6
Fumbles - Lost	2-2	0-0
Penalties - Lost	10-80	12-115
Possession Time	29:42	30:18
Third-Down Conversions	5-14	6-11
Fourth-Down Conversions	1-2	0-0
Red-Zone Scores-Chances	3-3	5-5
Sacks By: Number-Yards	0-0	4-27

Scoring Summary

1st Quarter

8:29 - EMU - Jackson 3 pass from Evans (Gomez kick)

2nd Quarter

:05 - EMU - Knue 25 pass from Powell (Gomez kick)

3rd Quarter

12:41 - LA - Jefferson 27 pass from Fields (Stafford kick)
9:14 - LA - Lumpkin 1 pass from Fields (Stafford kick)
7:00 - EMU - Boone 1 run (Gomez kick)
3:49 - LA - Stephens 36 pass from Wooldridge (Stafford kick)

4th Quarter

14:52 - LA - Smith 20 run (Stafford kick)
11:15 - LA - Johnson 19 pass from Fields (Stafford kick)
8:22 - LA - Migl 2 pass from Wooldridge (Stafford kick)
1:47 - LA - Washington 1 run (Stafford kick)

2022 GAME RECAPS



GAME 3

	1	2	3	4	F
Louisiana	7	7	0	7	21
Rice	3	10	6	14	33

Sept. 17 | Rice Stadium | Houston, Texas | 6:30 p.m. | Att.: 18,746

HOUSTON – Rice rolled up 449 offensive yards and scored on two lengthy fourth-quarter drives on the way to a 33-21 victory over UL's Ragin' Cajuns here Saturday, snapping the nation's longest winning streak at 15 games.

The Owls (2-1) took advantage of an inconsistent Cajun offense and controlled the ball for more than 40 minutes in the first meeting between the two teams since the 1989 season. The Cajuns (2-1), who hadn't lost since the opening game of the 2021 season, ran only 43 offensive plays and were held to nine first downs.

Rice quarterback TJ McMahon threw for 303 yards and three touchdowns, but three first-half interceptions by the Cajun defense allowed UL to take a 14-13 halftime lead. However, the Owls scored on the opening possession of the second half and then had two fourth-quarter scoring drives that each took more than six minutes. In all, Rice had a dominant 41:51-to-18:09 advantage in time of possession and only punted once in the game, that coming on the Owls' first possession.



GAME 4

	1	2	3	4	F
Louisiana	14	3	0	0	17
ULM	7	0	0	14	21

Sept. 24 | Malone Stadium | Monroe, La. | 7 p.m. | Att.: 19,077

MONROE – ULM's Warhawks scored two fourth-quarter touchdowns and held Louisiana's Ragin' Cajuns on a final drive to take a 21-17 victory Saturday at Malone Stadium, snapping a 16-game Cajun winning streak against Sun Belt Conference West Division opponents.

The Ragin' Cajuns (2-2, 0-1 Sun Belt), losers of two straight for the first time since the final two games of the 2018 season, scored on their first two possessions of the game to take a 14-7 lead. But two turnovers and two crucial mistakes on bad snaps in the kicking game proved to be the difference as the host Warhawks (2-2, 1-0 Sun Belt) won over UL at home for the first time in nine meetings dating back to 2004.

The Cajuns had also won 13 straight Sun Belt regular-season road games and hadn't lost a regular-season conference game since Oct. 14, 2020, when they fell 30-27 at home to Coastal Carolina. UL had won 13 straight regular-season conference games before Saturday's loss.

	LA	RICE
First Downs	9	27
Rushes - Yards (Net)	15-61	44-146
Passing Yards (Net)	114	303
Passes Comp-Att-Int	13-28-1	25-36-3
Total Offense Plays - Yards	43-175	80-449
Fumble Returns - Yards	0-0-0	0-0-0
Punt Returns - Yards-TD	0-0-0	3-53-0
Kickoff Returns - Yards-TD	0-0-0	2-45-0
Interception Returns - Yards	3-63-1	1-25-0
Punts (Number - Avg.)	4-44.5	1-37.0
Fumbles - Lost	0-0	0-0
Penalties - Lost	11-85	9-65
Possession Time	18:09	41:51
Third-Down Conversions	3-11	9-15
Fourth-Down Conversions	0-2	1-2
Red-Zone Scores-Chances	1-2	6-6
Sacks By: Number-Yards	3-13	1-8

Scoring Summary

1st Quarter

7:17 - RICE - FG VanSickle 23

2:47 - UL - Anderson 54 INT Return (Stafford kick)

2nd Quarter

5:20 - RICE - McCaffery 10 pass from McMahon (VanSickle kick)

1:24 - LA - T. Williams 11 pass from Fields (Stafford kick)

3rd Quarter

10:20 - RICE - Rozner 12 pass from McMahon (Pass failed)

4th Quarter

11:25 - RICE - McCaffery 6 pass from McMahon (Rozner pass from McMahon)

9:17 - LA - Smith 22 run (Stafford kick)

2:59 - RICE - Broussard 2 run (pass failed)

	LA	ULM
First Downs	18	15
Rushes - Yards (Net)	38-86	39-227
Passing Yards (Net)	268	192
Passes Comp-Att-Int	25-41-1	14-26-1
Total Offense Plays - Yards	79-354	65-419
Fumble Returns - Yards	1-10-0	0-0-0
Punt Returns - Yards-TD	3-20-0	0-0-0
Kickoff Returns - Yards-TD	1-30-0	2-33-0
Interception Returns - Yards	1-35-0	1-9-0
Punts (Number - Avg.)	6-45.0	7-38.9
Fumbles - Lost	4-1	1-1
Penalties - Lost	7-65	4-30
Possession Time	32:38	27:14
Third-Down Conversions	7-18	6-15
Fourth-Down Conversions	1-3	0-0
Red-Zone Scores-Chances	2-3	2-2
Sacks By: Number-Yards	1-6	3-20

Scoring Summary

1st Quarter

7:56 - LA - Fields 9 run (Stafford kick)

7:02 - ULM - Henry 75 run (Sutherland kick)

5:11 - LA - Jefferson 50 pass from Fields (Stafford kick)

2nd Quarter

7:25 - LA - FG Stafford 28

4th Quarter

11:07 - ULM - Rogers 5 run (Sutherland kick)

6:51 - ULM - Jackson 2 run (Sutherland kick)

2022 GAME RECAPS



GAME 5	1	2	3	4	F
South Alabama	0	7	3	10	20
Louisiana	7	0	0	10	17

Oct. 1 | Cajun Field | Lafayette, La. | 4 p.m. | Att.: 20,671

LAFAYETTE – Diego Guajardo's 43-yard field as time expired helped South Alabama earn a 20-17 win over the Louisiana Ragin' Cajuns in a Sun Belt Conference game on Saturday at Cajun Field.

Nearly a year to the day the left-footed kicker missed a 37-yard field goal with 1:06 remaining in an eventual 20-18 Louisiana win, Guajardo capped off an 8-play, 49-yard drive to hand the Ragin' Cajuns (2-3, 0-2 SBC) their first walk-off setback since a 27-20 setback at Florida on Nov. 10, 2012.

Louisiana trailed 17-7 early in the fourth quarter when Carter Bradley scampered in for a 3-yard touchdown with 12:53 left. The Ragin' Cajuns would drive 41 yards in 12 plays to cut the lead to 17-10 when Kenneth Almendares drilled a career-best 51-yard field goal.

The Ragin' Cajuns defense would force a three-and-out on South Alabama's next possession and would drive 84 yards in 17 plays to knot the game at 17-all.



GAME 6	1	2	3	4	F
Louisiana	3	0	13	7	23
Marshall	0	7	0	6	13

Oct. 12 | Joan C. Edwards Stadium | Huntington, W.Va. | 7:30 p.m. | Att.: 19,905

HUNTINGTON, W.Va. – Ben Wooldridge, in his first career start, tossed for a career-high 230 yards and two touchdowns and Louisiana erupted for 20 points after a 37-minute delay due to lightning just before the start of the second half to claim a 23-13 Sun Belt Conference victory over Marshall on Wednesday at Joan C. Edwards Stadium.

Louisiana (3-3, 1-2 SBC) snapped a three-game losing streak – equaling its longest since dropping three straight in Billy Napier's first season in 2018 – and earned its second win over Marshall (3-3, 0-2 SBC) in a span of 10 months.

And for the second time in the 2022 season, after exploding for 49 points in the second half against Eastern Michigan on Sept. 10, it did it after a lightning delay midway through the game.

	USA	LA
First Downs	21	17
Rushes - Yards (Net)	37-116	30-163
Passing Yards (Net)	245	115
Passes Comp-Att-Int	18-41-1	22-36-2
Total Offense Plays - Yards	78-361	66-278
Fumble Returns - Yards	0-0-0	0-0-0
Punt Returns - Yards-TD	2-1-0	3-80-1
Kickoff Returns - Yards-TD	1-14-0	2-36-0
Interception Returns - Yards	2-51-0	1-46-0
Punts (Number - Avg.)	5-40.0	5-41.2
Fumbles - Lost	1-1	2-1
Penalties - Lost	8-60	7-66
Possession Time	30:18	29:42
Third-Down Conversions	12-21	6-16
Fourth-Down Conversions	1-3	1-1
Red-Zone Scores-Chances	3-4	1-2
Sacks By: Number-Yards	1-12	2-14

Scoring Summary

1st Quarter

7:53 - LA - Garrow 69 punt return (Almendares kick)

2nd Quarter

2:54 - USA - Webb 1 run (Guajardo kick)

3rd Quarter

8:29 - USA FG Guajardo 38

4th Quarter

12:53 - USA - Bradley 3 run (Guajardo kick)

7:43 - LA - FG Almendares 51

0:42 - LA - Migl 1 pass from Wooldridge (Almendares kick)

0:00 - USA - FG Guajardo 43

	LA	MU
First Downs	16	17
Rushes - Yards (Net)	34-108	44-139
Passing Yards (Net)	230	137
Passes Comp-Att-Int	17-29-0	16-22-1
Total Offense Plays - Yards	63-338	66-276
Fumble Returns - Yards	1-0-0	0-0-0
Punt Returns - Yards-TD	1-(-1)-0	2-10-0
Kickoff Returns - Yards-TD	0-0-0	3-69-0
Interception Returns - Yards	1-25-0	0-0-0
Punts (Number - Avg.)	5-39.6	5-42.6
Fumbles - Lost	0-0	2-1
Penalties - Lost	6-52	6-40
Possession Time	28:18	31:42
Third-Down Conversions	5-15	1-11
Fourth-Down Conversions	2-3	2-4
Red-Zone Scores-Chances	2-3	2-2
Sacks By: Number-Yards	5-19	2-2

Scoring Summary

1st Quarter

7:03 - LA - FG Almendares 42

2nd Quarter

4:09 - MU - Laborn 1 run (Verhoff kick)

3rd Quarter

10:30 - LA - Fleming 6 pass from Wooldridge (Almendares kick)

4:44 - LA - FG Almendares 33

:00 - LA - FG Almendares 52

4th Quarter

9:59 - LA - Jefferson 32 pass from Wooldridge (Almendares kick)

6:52 - MU - Laborn 1 run (Fancher rush failed)

2022 GAME RECAPS



GAME 7	1	2	3	4	F
Arkansas State	0	9	3	6	18
Louisiana	10	14	14	0	38

Oct. 22 | Cajun Field | Lafayette, La. | 4 p.m. | Att.: 15,017

LAFAYETTE – Quarterback Ben Wooldridge threw for a career-best 316 yards and tied a school-record with five touchdown passes as the Louisiana Ragin' Cajuns piled up a season-high 522 yards of total offense and defeated Arkansas State, 38-18, in a Sun Belt Conference game on Saturday at Cajun Field.

Dontae Fleming and Jacob Bernard combined for 11 receptions and three touchdowns as Louisiana (4-3, 2-2 SBC) scored 28 unanswered points in less than a quarter to win its second consecutive game overall and fifth straight against A-State (2-6, 1-4 SBC).

Wooldridge, who set career-highs in completions (21), attempts (34) and long pass (55), connected with 10 different receivers in the game and got the Ragin' Cajuns offense going on their third possession as he directed a 12-play, 49-yard drive in the opening quarter as Kenneth Almendares' 43-yard field goal gave Louisiana a 3-0 lead.



GAME 8	1	2	3	4	F
Louisiana	5	6	6	7	24
Southern Miss	20	9	0	10	39

Oct. 27 | M.M. Roberts Stadium | Hattiesburg, Miss. | 6:30 p.m. | Att.: 27,332

HATTIESBURG, Miss. – A fired up Southern Miss football squad scored 20 points in the opening period and held off a second-half rally for a 39-24 victory over the Louisiana Ragin' Cajuns in a nationally-televised Sun Belt Conference game on Thursday at M.M. Roberts Stadium.

Louisiana (4-4, 2-3 SBC), which returns home to host SBC West Division leader Troy on Nov. 5 for Senior Day, trailed 20-5 at the end of the first quarter and 29-11 at halftime before getting to 32-24 when Terrence Williams scored from 1-yard out with 3:12 remaining.

But after Louisiana forced punt with 2:15 remaining, Natrone Brooks iced the game with a 52-yard interception return for a touchdown with 1:14 left.

Louisiana got a career-high six receptions from Michael Jefferson for 179 yards – the ninth-most in a single game in Ragin' Cajuns history, but turned the ball over a season-high four times which led to 17 USM points while falling to 1-24 overall all-time in Hattiesburg.

	ASU	LA
First Downs	13	27
Rushes - Yards (Net)	21-82	50-206
Passing Yards (Net)	189	316
Passes Comp-Att-Int	13-32-1	21-37-0
Total Offense Plays - Yards	53-271	87-522
Fumble Returns - Yards	1-12-1	0-0-0
Punt Returns - Yards-TD	1-(-6)-0	1-22-0
Kickoff Returns - Yards-TD	4-27-0	1-17-0
Interception Returns - Yards	0-0-0	1-0-0
Punts (Number - Avg.)	9-45.7	5-40.8
Fumbles - Lost	0-0	3-2
Penalties - Lost	7-74	8-60
Possession Time	22:12	37:48
Third-Down Conversions	0-11	10-18
Fourth-Down Conversions	0-0	1-1
Red-Zone Scores-Chances	1-1	2-2
Sacks By: Number-Yards	2-13	3-10

Scoring Summary

1st Quarter

4:50 - LA - FG Almendares 43

0:13 - LA - Fleming 7 pass from Wooldridge (Almendares kick)

2nd Quarter

8:58 - ASU - FG Zvada 43

6:28 - ASU Traore 27 pass from Mayer (kick blocked)

4:36 - LA - Bernard 45 pass from Wooldridge (Almendares kick)

1:14 - LA - Fleming 55 pass from Wooldridge (Almendares kick)

3rd Quarter

11:34 - LA - Jefferson 36 pass from Wooldridge (Almendares kick)

6:57 - LA - Johnson 13 pass from Wooldridge (Almendares kick)

1:59 - ASU - FG Zvada 33

4th Quarter

2:02 - ASU - Motley 12 fumble recovery (pass failed)

	LA	USM
First Downs	18	15
Rushes - Yards (Net)	29-69	48-150
Passing Yards (Net)	370	189
Passes Comp-Att-Int	22-47-3	9-18-1
Total Offense Plays - Yards	76-439	66-339
Fumble Returns - Yards	0-0-0	0-0-0
Punt Returns - Yards-TD	1-0-0	1-4-0
Kickoff Returns - Yards-TD	3-71-0	3-64-0
Interception Returns - Yards	1-0-0	3-84-1
Punts (Number - Avg.)	2-48.5	8-40.2
Fumbles - Lost	2-1	2-1
Penalties - Lost	7-55	8-50
Possession Time	26:47	33:13
Third-Down Conversions	5-15	7-16
Fourth-Down Conversions	0-5	0-0
Red-Zone Scores-Chances	2-3	3-3
Sacks By: Number-Yards	1-1	4-16

Scoring Summary

1st Quarter

7:29 - USM - Dean 1 run (kick blocked)

7:29 - LA - Amos 85 blocked kick return

4:34 - USM - Mims 52 pass from Gore (Bourgeois kick)

2:36 - USM - Brownlee 76 pass from Wilcke (Bourgeois kick)

:00 - LA - FG Almendares 50

2nd Quarter

10:21 - USM - Safety

5:29 - USM - Brownlee 12 pass from Wilcke (Bourgeois kick)

3:39 - LA - Jefferson 63 pass from Wooldridge (kick blocked)

3rd Quarter

2:34 - LA - Stephens 9 pass from Wooldridge (pass failed)

4th Quarter

10:30 - USM - FG Bourgeois 25

3:12 - LA - Williams 1 run (Almendares kick)

1:14 - Brooks 52 INT return (Bourgeois kick)

2022 GAME RECAPS



GAME 9

	1	2	3	4	F
Troy	0	0	7	16	23
Louisiana	0	10	7	0	17

Nov. 5 | Cajun Field | Lafayette, La. | 4 p.m. | Att.: 7,888

LAFAYETTE – Kimani Vidal scored on a 22-yard run with five seconds remaining and Sun Belt West Division leader Troy scored on four of its five possessions in the second half to rally for a 23-17 win over the Louisiana Ragin' Cajuns on Saturday at Cajun Field.

Louisiana (4-5, 2-4 SBC) led 17-0 after Ben Wooldridge's acrobatic 10-yard TD run with 8:36 remaining in the third quarter before Troy (7-2, 5-1 SBC) would get on the scoreboard with a methodical 20-play, 75-yard scoring drive which would take up the rest of the period.

Gabe Watson capped off the drive for the Trojans, who won their sixth straight game, connecting with Michael Vice on a 3-yard scoring pass on fourth-and-goal on the final play of the third period.

Chris Smith led Louisiana on the ground with 97 yards on a season-high 18 carries. Terrence Williams gained 51 yards on the ground for the Ragin' Cajuns, which recorded 203 yards on the ground against Troy – the most allowed by the Trojans this season and more than double the average (102.8) given up in nine games.

	TROY	LA
First Downs	21	21
Rushes - Yards (Net)	36-149	44-203
Passing Yards (Net)	228	112
Passes Comp-Att-Int	21-35-1	13-29-0
Total Offense Plays - Yards	71-377	73-315
Fumble Returns - Yards	0-0-0	0-0-0
Punt Returns - Yards-TD	2-1-0	4-21-0
Kickoff Returns - Yards-TD	1-14-0	1-22-0
Interception Returns - Yards	0-0-0	1-0-0
Punts (Number - Avg.)	6-34.8	5-44.2
Fumbles - Lost	0-0	2-0
Penalties - Lost	6-45	3-17
Possession Time	30:08	29:52
Third-Down Conversions	6-15	7-16
Fourth-Down Conversions	2-2	1-1
Red-Zone Scores-Chances	2-2	3-4
Sacks By: Number-Yards	2-8	3-18

Scoring Summary

2nd Quarter

5:39 - LA - Wooldridge 11 run (Almendares kick)

1:27 - LA - FG Almendares 30

3rd Quarter

8:36 - LA - Wooldridge 10 run (Almendares kick)

:00 - TROY - Vice 3 pass from Watson (Buce kick)

4th Quarter

12:01 - TROY - Lewis 35 pass from Watson (Buce kick)

2:41 - TROY - FG Buce 37

:05 - TROY - Vidal 22 run (kick blocked)



GAME 10

	1	2	3	4	F
Georgia Southern	0	7	7	3	17
Louisiana	7	20	3	6	36

Nov. 10 | Cajun Field | Lafayette, La. | 6:30 p.m. | Att.: 11,512

LAFAYETTE – Ben Wooldridge threw three first-half touchdown passes and Kenneth Almendares tied a school record with five field goals – three of them in a 10-minute span – to boost Louisiana's Ragin' Cajuns to a 36-17 Sun Belt Conference win over Georgia Southern in a Thursday night national television contest.

The Cajuns (5-5, 3-4 Sun Belt) snapped a two-game loss streak with the win in their home finale and kept alive their hopes of becoming bowl eligible with two games remaining.

UL, winning for the fourth straight time against the Eagles (5-5, 2-4) and improving to 5-1 in the all-time series, scored on all but three possessions in the game with one turnover on downs deep in Georgia Southern territory in the first quarter, and two punts in the final two quarters – the last coming in the game's final three minutes.

	GS	LA
First Downs	24	22
Rushes - Yards (Net)	25-72	39-242
Passing Yards (Net)	358	193
Passes Comp-Att-Int	30-53-0	17-32-1
Total Offense Plays - Yards	78-430	71-435
Fumble Returns - Yards	0-0-0	1-12-0
Punt Returns - Yards-TD	1-14-0	4-90-0
Kickoff Returns - Yards-TD	3-42-0	2-65-0
Interception Returns - Yards	1-4-0	0-0-0
Punts (Number - Avg.)	4-43.0	2-49.0
Fumbles - Lost	1-1	1-0
Penalties - Lost	7-50	4-25
Possession Time	28:36	31:24
Third-Down Conversions	2-14	3-14
Fourth-Down Conversions	3-5	4-5
Red-Zone Scores-Chances	1-3	3-4
Sacks By: Number-Yards	1-3	2-23

Scoring Summary

1st Quarter

10:52 - LA - Stephens 28 pass from Wooldridge (Almendares kick)

2nd Quarter

13:43 - GS - Burgess 32 pass from Arnold (Raynor kick)

12:28 - LA - Bernard 18 pass from Wooldridge (Almendares kick)

10:45 - LA - Jefferson 28 pass from Wooldridge (Almendares kick)

3:34 - LA - FG Almendares 45

0:00 - LA - FG Almendares 34

3rd Quarter

10:01 - LA - FG Almendares 27

4:25 - GS - Sanders 25 pass from Vantrease (Raynor kick)

4th Quarter

14:09 - LA - FG Almendares 42

11:59 - GS - FG Raynor 39

10:13 - LA - FG Almendares 40

2022 GAME RECAPS



GAME 11

	1	2	3	4	F
Louisiana	0	3	0	14	17
#20 Florida St.	21	14	14	0	49

Nov. 19 | Doak Campbell Stadium | Tallahassee, Fla. | 12 p.m. | Att.: 58,597

TALLAHASSEE, Fla. – No. 20-ranked Florida State scored on seven of its first eight possessions, including three times in the first quarter to set the tone early and earn a 49-17 win over the Louisiana Ragin' Cajuns on Saturday at Doak Campbell Stadium.

Quarterback Jordan Travis threw for one TD and rushed for a pair as FSU (8-3) built a 35-0 lead in the second quarter before Louisiana (5-6) scored on the final play of the half on Kenneth Almendares' 24-yard field goal.

Chandler Fields, earning the start in place of an injured Ben Wooldridge, completed 19 of 36 passes for 159 yards and a touchdown – the first allowed by the Seminole defense in their last three games dating back to a 41-16 win over Georgia Tech on Oct. 29.

Fields led a 12-play, 64-yard drive for Louisiana in the fourth quarter which was capped by his 5-yard TD pass to Michael Jefferson in the back of the end zone. The signal-caller then capped an 8-play, 64-yard drive with a 5-yard scoring run around the left side.



GAME 12

	1	2	3	4	F
Louisiana	7	13	7	14	41
Texas State	3	3	7	0	13

Nov. 26 | Bobcat Stadium | San Marcos, Texas | 4 p.m. | Att.: 15,035

SAN MARCOS, Texas – Chandler Fields tossed a pair of touchdowns while Chris Smith scored a pair of TDS as the Louisiana Ragin' Cajuns became bowl eligible for a school-record fifth consecutive season after claiming a 41-13 win over Texas State in the regular-season finale for both teams on Saturday at Bobcat Stadium.

Peter LeBlanc and Lance Legendre each caught their first TD passes of the season as Louisiana (6-6, 4-4 Sun Belt) improved to 10-0 all-time over Texas State (4-8, 2-6 Sun Belt) and qualified for the fifth straight year and first under head coach Michael Desormeaux.

Jourdan Quibodeaux tallied eight tackles to increase his season total to 101 on the season – the first Ragin' Cajuns defender to notch 100-plus stops since Jacques Boudreaux in 2019. Eric Garror picked off Texas State quarterback Layne Hatcher to set up an 8-yard TD run by Dre'Lyn Washington while true freshman Zeon Chriss engineered a 10-play, 84-yard drive by connecting with Legendre for a 37-yard scoring pass.

	LA	FSU
First Downs	18	23
Rushes - Yards (Net)	35-132	45-251
Passing Yards (Net)	159	189
Passes Comp-Att-Int	19-36-0	13-21-0
Total Offense Plays - Yards	71-291	66-440
Fumble Returns - Yards	0-0-0	0-0-0
Punt Returns - Yards-TD	1-5-0	2-7-0
Kickoff Returns - Yards-TD	5-84-0	0-0-0
Interception Returns - Yards	0-0-0	0-0-0
Punts (Number - Avg.)	5-44.2	3-38.0
Fumbles - Lost	1-1	2-0
Penalties - Lost	8-60	4-40
Possession Time	29:16	30:44
Third-Down Conversions	4-14	11-15
Fourth-Down Conversions	2-4	0-1
Red-Zone Scores-Chances	3-3	6-6
Sacks By: Number-Yards	0-0	4-19

Scoring Summary

1st Quarter

12:29 - FSU - Ward 36 run (Fitzgerald kick)
7:37 - FSU - Travis 3 run (Fitzgerald kick)
1:58 - FSU - Travis 13 run (Fitzgerald kick)

2nd Quarter

6:59 - FSU - Ward 1 run (Fitzgerald kick)
3:14 - FSU - McClain 9 pass from Travis (Fitzgerald kick)
0:00 - LA - FG Almendares 24

3rd Quarter

10:05 - FSU - Benson 2 run ((Fitzgerald kick)
8:22 - Douglas 16 pass from Duffy (Fitzgerald kick)

4th Quarter

11:07 - LA - Jefferson 5 pass from Fields (Almendares kick)
5:16 - LA - Fields 5 run (Almendares kick)

	LA	TXST
First Downs	27	15
Rushes - Yards (Net)	36-165	37-223
Passing Yards (Net)	271	133
Passes Comp-Att-Int	21-32-1	13-27-1
Total Offense Plays - Yards	68-436	64-356
Fumble Returns - Yards	0-0-0	0-0-0
Punt Returns - Yards-TD	1-29-0	1-0-0
Kickoff Returns - Yards-TD	4-68-0	4-50-0
Interception Returns - Yards	1-43-0	1-0-0
Punts (Number - Avg.)	2-53.0	5-35.2
Fumbles - Lost	0-0	1-1
Penalties - Lost	3-25	4-35
Possession Time	30:34	29:26
Third-Down Conversions	6-11	7-15
Fourth-Down Conversions	1-2	0-1
Red-Zone Scores-Chances	6-7	2-2
Sacks By: Number-Yards	2-12	1-6

Scoring Summary

1st Quarter

12:01 - TXST - FG Keller 38
5:35 - LA - Smith 18 pass from Fields (Almendares kick)

2nd Quarter

10:00 - TXST - FG Keller 40
5:38 - LA - FG Almendares 33
3:24 - LA Washington 8 run (Almendares kick)
0:00 - LA - FG Almendares 27

3rd Quarter

12:19 - LA - Smith 1 run (Almendares kick)
10:23 - TXST - Pare 64 run (Keller kick)

4th Quarter

12:08 - LA - LeBlanc 3 pass from Fields (Almendares kick)
2:58 - LA - LeGendre 37 pass from Chriss (Almendares kick)



2022-23 Louisiana Football Combined Team Statistics All games

Page 1/4
as of Dec 17, 2022

Team Results

	Date	Opponent		Score	Att.
	09/03/2022	Southeastern La.	W	24-7	16812
	09/10/2022	Eastern Mich.	W	49-21	18079
	09/17/2022	at Rice	L	21-33	18746
*	09/24/2022	at ULM	L	17-21	19077
*	10/01/2022	South Alabama	L	17-20	20671
*	10/12/2022	at Marshall	W	23-13	19905
*	10/22/2022	Arkansas St.	W	38-18	15017
*	10/27/2022	at Southern Miss.	L	24-39	27332
*	11/05/2022	Troy	L	17-23	7888
*	11/10/2022	Ga. Southern	W	36-17	11512
*	11/19/2022	at Florida St.	L	17-49	58597
*	11/26/2022	at Texas St.	W	41-13	15035

Rushing

Player	gp	att	gain	loss	net	avg	td	lg	avg/g
Chris Smith	10	112	589	13	576	5.1	3	55	57.6
Terrence Williams	11	99	386	21	365	3.7	1	16	33.2
Dre'lyn Washington	9	61	347	8	339	5.6	2	54	37.7
Ben Wooldridge	10	48	236	49	187	3.9	2	17	18.7
Jacob Kibodi	9	37	174	5	169	4.6	0	20	18.8
Zylan Perry	3	20	70	8	62	3.1	0	14	20.7
Chandler Fields	7	30	119	64	55	1.8	2	21	7.9
Lance LeGendre	8	2	13	0	13	6.5	0	11	1.6
Errol Rogers, Jr.	12	1	7	0	7	7.0	0	7	0.6
Zeon Chriss	3	2	7	0	7	3.5	0	5	2.3
Zy McDonald	1	1	0	9	-9	-9.0	0	0	-9.0
Team	12	10	4	59	-55	-5.5	0	0	-4.6
Total	12	423	1952	236	1716	4.1	10	55	143.0
Opponents	12	426	1927	220	1707	4.0	18	75	142.3

Passing

Player	gp	effic	comp-att-int	pct	yds	td	lg	avg/g
Ben Wooldridge	10	129.9	138-244-5	56.6	1661	15	63	166.1
Chandler Fields	7	123.7	89-157-4	56.7	954	10	50	136.3
Zeon Chriss	3	170.6	5-9-0	55.6	84	1	37	28.0
Lance LeGendre	8	0.0	0-1-0	0.0	0	0	0	0.0
Total	12	128.1	232-411-9	56.4	2699	26	63	224.9
Opponents	12	117.5	226-397-15	56.9	2632	15	89	219.3

Receiving

Player	gp	no.	yds	avg	td	lg	avg/g
Michael Jefferson	12	51	810	15.9	7	63	67.5
Neal Johnson	12	22	277	12.6	2	43	23.1
Peter LeBlanc	12	22	174	7.9	1	26	14.5
Chris Smith	10	20	151	7.6	1	24	15.1
Dontae Fleming	12	19	173	9.1	3	55	14.4
Errol Rogers, Jr.	12	18	168	9.3	0	22	14.0
Pearse Migl	12	15	112	7.5	2	17	9.3
Johnny Lumpkin	12	14	129	9.2	3	28	10.8
Jacob Bernard	12	11	191	17.4	2	45	15.9
John Stephens	12	11	237	21.5	3	55	19.8
Lance LeGendre	8	8	96	12.0	1	37	12.0
Terrence Williams	11	7	44	6.3	1	12	4.0
Dre'lyn Washington	9	4	23	5.8	0	10	2.6
Jacob Kibodi	9	3	16	5.3	0	8	1.8
Kaleb Carter	7	2	11	5.5	0	6	1.6
Dalen Cambre	12	2	34	17.0	0	24	2.8
Jamal Bell	9	2	39	19.5	0	30	4.3
Rhett Guidry	4	1	6	6.0	0	6	1.5
Total	12	232	2691	11.6	26	63	224.3
Opponents	12	226	2632	11.6	15	89	219.3

Game Records

Record	Overall	Home	Away	Neutral
ALL GAMES	6-6	4-2	2-4	0-0
CONFERENCE	4-4	2-2	2-2	0-0
NON-CONFERENCE	2-2	2-0	0-2	0-0

Team Statistics

	LA	OPP
First Downs	234	226
Rushing	106	93
Passing	114	108
Penalty	14	25
Rushing Yardage	1716	1707
Rushing attempts	423	426
Average per rush	4.1	4.0
Average per game	143.0	142.3
TDs Rushing	10	18
Passing Yardage	2699	2632
Comp-Att-Int	232-411-9	226-397-15
Average per pass	6.6	6.6
Average per catch	11.6	11.6
Average per game	224.9	219.3
TDs Passing	26	15
Total offense	4415	4339
Average per play	5.3	5.3
Average per game	367.9	361.6
Kick returns: #-Yards	22-439	30-497
Punt returns: #-Yards	25-406	16-97
Int returns: #-Yards	15-197	9-173
Fumbles-Lost	17-7	12-8
Penalties-Yards	80-660	82-638
Punts-Avg	50-44.3	65-41.2
Time of possession / game	29:35	30:20
3rd-down conversion	68/174	72/177
4rd-down conversion	14/31	11/23
PAT-attempts	(37-38) 97%	(27-30) 90%
2-point conversion-attempts	(0-1) 0%	(1-5) 20%

Interceptions

Player	no.	yds	avg	td	lg
Bralen Trahan	4	71	17.8	0	46
Eric Garror	2	43	21.5	0	43
Andre Jones	1	0	0.0	0	0
Kam Pedescleaux	1	0	0.0	0	0
Kris Moncrief	1	0	0.0	0	0
Amir McDaniel	1	18	18.0	0	18
Brandon Bishop	1	2	2.0	0	2
Caleb Anderson	1	54	54.0	1	54
Courtline Flowers	1	0	0.0	0	0
Jasper Williams	1	0	0.0	0	0
Nijel McGriff	1	9	9.0	0	9
Total	15	197	13.1	1	54
Opponents	9	173	19.2	1	52



2022-23 Louisiana Football Combined Team Statistics All games

Page 2/4
as of Dec 17, 2022

Field Goals

Player	fg	pct.	01-19	20-29	30-39	40-49	50-99	lg	blk
Kenneth Almendares	15-20	75.0	0-0	3-5	4-4	5-8	3-3	52	0
Preston Stafford	2-4	50.0	0-0	1-1	1-1	0-1	0-1	36	0
Opponents	11-13	84.6	0-0	2-2	6-6	3-5	0-0	43	0

Scoring

Player	td	fg	PAT						pts
			kick	rush	rcv	pass	dxp	saf	
Kenneth Almendares	-	15-20	22-23	-	-	-	-	-	67
Michael Jefferson	7	-	-	-	-	-	-	-	42
Chris Smith	4	-	-	-	-	-	-	-	24
Preston Stafford	-	2-4	15-15	-	-	-	-	-	21
John Stephens	3	-	-	-	-	-	-	-	18
Johnny Lumpkin	3	-	-	-	-	-	-	-	18
Dontae Fleming	3	-	-	-	-	-	-	-	18
Dre'lyn Washington	2	-	-	-	-	-	-	-	12
Chandler Fields	2	-	-	-	-	-	-	-	12
Ben Wooldridge	2	-	-	-	-	-	-	-	12
Neal Johnson	2	-	-	-	-	-	-	-	12
Jacob Bernard	2	-	-	-	-	-	-	-	12
Pearse Migl	2	-	-	-	-	-	-	-	12
Eric Garror	2	-	-	-	-	-	-	-	12
Terrence Williams	2	-	-	-	-	-	-	-	12
Peter LeBlanc	1	-	-	-	-	-	-	-	6
Caleb Anderson	1	-	-	-	-	-	-	-	6
Lance LeGendre	1	-	-	-	-	-	-	-	6
Trey Amos	-	-	-	-	-	-	1	-	2
Total	39	17-24	37-38	0	0	0	1	0	324
Opponents	35	11-13	27-30	0	1	1	0	1	274

Score by Periods

Team	1st	2nd	3rd	4th	OT	TOT
Louisiana	70	83	71	100	0	324
Opponents	61	73	61	79	0	274

Punting

Player	no.	yds	avg	lg	tb	fc	i20	50+	blk
Rhys Byrns	50	2213	44.3	60	4	13	11	9	0
Total	50	2213	44.3	60	4	13	11	9	0
Opponents	65	2677	41.2	63	4	8	16	13	2

Punt Returns

Player	no.	yds	avg	td	lg
Eric Garror	24	356	14.8	2	83
Dontae Fleming	1	50	50.0	0	50
Total	25	406	16.2	2	83
Opponents	16	97	6.1	0	40

Kick Returns

Player	no.	yds	avg	td	lg
Chris Smith	14	311	22.2	0	39
Dontae Fleming	3	71	23.7	0	27
Eric Garror	2	33	16.5	0	19
Neal Johnson	2	7	3.5	0	7
Jacob Kibodi	1	17	17.0	0	17
Total	22	439	20.0	0	39
Opponents	30	497	16.6	0	34

All Purpose

Player	g	rush	rcv	pr	kr	ir	total	avg/g
Chris Smith	10	576	151	0	311	0	1038	103.8
Michael Jefferson	12	0	810	0	0	0	810	67.5
Eric Garror	12	0	0	356	33	43	432	36.0
Terrence Williams	11	365	44	0	0	0	409	37.2
Dre'lyn Washington	9	339	23	0	0	0	362	40.2
Dontae Fleming	12	0	173	50	71	0	294	24.5
Neal Johnson	12	0	277	0	7	0	284	23.7
John Stephens	12	0	237	0	0	0	237	19.8
Jacob Kibodi	9	169	16	0	17	0	202	22.4
Jacob Bernard	12	0	191	0	0	0	191	15.9
Ben Wooldridge	10	187	0	0	0	0	187	18.7
Errol Rogers, Jr.	12	7	168	0	0	0	175	14.6
Peter LeBlanc	12	0	174	0	0	0	174	14.5
Johnny Lumpkin	12	0	129	0	0	0	129	10.8
Pearse Migl	12	0	112	0	0	0	112	9.3
Lance LeGendre	8	13	96	0	0	0	109	13.6
Bralen Trahan	12	0	0	0	0	71	71	5.9
Zylan Perry	3	62	0	0	0	0	62	20.7
Chandler Fields	7	55	0	0	0	0	55	7.9
Caleb Anderson	12	0	0	0	0	54	54	4.5
Jamal Bell	9	0	39	0	0	0	39	4.3
Dalen Cambre	12	0	34	0	0	0	34	2.8
Amir McDaniel	12	0	0	0	0	18	18	1.5
Kaleb Carter	7	0	11	0	0	0	11	1.6
Nijel McGriff	11	0	0	0	0	9	9	0.8
Zeon Chriss	3	7	0	0	0	0	7	2.3
Rhett Guidry	4	0	6	0	0	0	6	1.5
Brandon Bishop	12	0	0	0	0	2	2	0.2
Zy McDonald	1	-9	0	0	0	0	-9	-9.0
Total	12	1716	2691	406	439	197	5449	454.1
Opponents	12	1707	2632	97	497	173	5106	425.5

Total Offense

Player	g	plays	rush	pass	total	avg/g
Ben Wooldridge	10	292	187	1661	1848	184.8
Chandler Fields	7	187	55	954	1009	144.1
Chris Smith	10	112	576	0	576	57.6
Terrence Williams	11	99	365	0	365	33.2
Dre'lyn Washington	9	61	339	0	339	37.7
Jacob Kibodi	9	37	169	0	169	18.8
Zeon Chriss	3	11	7	84	91	30.3
Zylan Perry	3	20	62	0	62	20.7
Lance LeGendre	8	3	13	0	13	1.6
Errol Rogers, Jr.	12	1	7	0	7	0.6
Zy McDonald	1	1	-9	0	-9	-9.0
Total	12	834	1716	2699	4415	367.9
Opponents	12	823	1707	2632	4339	361.6

Team Defense

			Tackles				Sacks	Pass defense			Fumbles	blkd		
##	Player	gp	ua	a	tot	tfl/yds	no-yds	int-yds	brup	qbh	fr-yds	ff	kick	saf
43	Jourdan Quibodeaux	12	26	75	101	4.5-12	1-3	.	.	1



**2022-23 Louisiana Football
Combined Team Statistics
All games**

Page 3/4
as of Dec 17, 2022

##	Player	gp	Tackles				Sacks	Pass defense			Fumbles		blkd	
			ua	a	tot	tfl/yds		int-yds	brup	qbh	fr-yds	ff	kick	saf
24	Bralen Trahan	12	32	41	73	1-2	.	4-71	3	.	1-10	1	1	.
6	Kris Moncrief	12	29	38	67	5.5-21	2.5-11	1-0	.	6
0	Kam Pedescleaux	12	38	28	66	2.5-6	.	1-0	6	.	1-0	2	.	.
29	KC Ossai	12	22	36	58	1-0	.	.	1	.	.	1	.	.
10	Andre Jones	12	24	27	51	8.5-56	7.5-54	1-0	1	2	.	1	.	.
4	Zi'Yon Hill-Green	12	19	23	42	12.5-44	7-30	.	.	9	1-0	1	.	.
3	Tyrone Lewis	12	13	26	39	0.5-1	.	.	1
21	Trey Amos	10	24	8	32	1-1	.	.	7	.	.	.	1	.
23	Courtline Flowers	12	13	15	28	2.5-13	1-3	1-0	3	1	1-0	1	.	.
7	Eric Garror	12	18	8	26	.	.	2-43	6
2	Brandon Bishop	12	12	13	25	.	.	1-2	2	1
91	Sonny Hazard	12	6	18	24	5.5-21	4-19	.	.	1
31	Tyree Skipper	12	11	12	23	1-5	1-5	.	1
46	Jordan Lawson	9	5	17	22	1-2	0.5-1	.	.	4
18	Jasper Williams	12	7	13	20	.	.	1-0	1	1	.	1	.	.
13	Amir McDaniel	12	11	5	16	1-2	.	1-18	3
28	Keyon Martin	11	7	8	15	.	.	.	1
90	Mason Narcisse	12	3	12	15	2.5-6	0.5-3	.	1	1	1-12	1	.	.
19	AJ Riley	11	5	10	15	1.5-3	.	.	.	1
25	Kendre' Gant	10	5	8	13	1.5-2	.	.	1	1
33	Tyler Guidry	12	5	7	12	1-5	.	.	.	1
22	Patrick Mensah	12	7	5	12	1-1
98	Andre Landry	12	4	7	11	.	.	.	3	2	.	.	1	.
11	Caleb Anderson	12	5	6	11	.	.	1-54	1	1	1-0	.	.	.
93	Nijel McGriff	11	1	7	8	.	.	1-9	.	1
38	Cameron Whitfield	11	3	4	7
97	Ja-Quane Nelson	12	1	6	7	.	.	.	2	1
99	Marcus Wiser	4	6	1	7	3-17	2-16	.	1
34	Kailep Edwards	9	.	6	6	0.5-0
59	Wesley Maze	10	1	4	5
8	Michael Jefferson	12	3	2	5	1-0	.	.	.
15	Ja'Marian Peterson	8	3	2	5
41	Ty'Darien Quinney	12	3	2	5
44	Jake St. Andre	8	1	3	4
45	Caleb Kibodi	4	1	2	3	1-0	.	.	.
94	Dalvin Hutchinson	7	.	3	3
27	Key'Savalyn Barnes	3	1	.	1
17	Dontae Fleming	12	1	.	1
95	Blake Champagne	4	.	1	1
24	Pearse Migl	12	1	.	1
13	Chris Smith	10	1	.	1
73	David Hudson	12	.	1	1



2022-23 Louisiana Football
Combined Team Statistics
All games

Page 4/4
as of Dec 17, 2022

			Tackles				Sacks	Pass defense			Fumbles	blkd		
##	Player	gp	ua	a	tot	tfl/yds	no-yds	int-yds	brup	qbh	fr-yds	ff	kick	saf
39	Carter Milliron	12	1	.	1
45	Kenneth Almendares	8
	Totals	12	381	510	891	59-220	27-145	15-197	45	35	8-22	9	5	0
	Opponents	12	384	473	857	58-183	23-118	9-173	50	46	7-12	11	1	1



2022-23 Louisiana Football
Overall Team Statistics
All games

Page 1/2
as of Dec 17, 2022

Team Statistics

	LA	OPP
Scoring	324	274
Points per game	27.0	22.8
Points Off Turnovers	76	33
First Downs	234	226
Rushing	106	93
Passing	114	108
Penalty	14	25
Rushing Yardage	1716	1707
Yards gained rushing	1952	1927
Yards lost rushing	236	220
Rushing attempts	423	426
Average per rush	4.1	4.0
Average per game	143.0	142.3
TDs Rushing	10	18
Passing Yardage	2699	2632
Comp-Att-Int	232-411-9	226-397-15
Average per pass	6.6	6.6
Average per catch	11.6	11.6
Average per game	224.9	219.3
TDs Passing	26	15
Total offense	4415	4339
Total plays	834	823
Average per play	5.3	5.3
Average per game	367.9	361.6
Kick returns: #-Yards	22-439	30-497
Punt returns: #-Yards	25-406	16-97
Int returns: #-Yards	15-197	9-173
Kick return average	20.0	16.6
Punt return average	16.2	6.1
Int return average	13.1	19.2
Fumbles-Lost	17-7	12-8
Penalties-Yards	80-660	82-638
Average per game	55.0	53.2
Punts-Yards	50-2213	65-2677
Average per punt	44.3	41.2
Net punt average	40.0	33.9
Kickoffs-Yards	66-4052	55-3446
Average per kick	61.4	62.7
Net kick average	41.8	40.3
Time of possession / game	29:35	30:20
3rd-down conversion	68/174	72/177
3rd-down pct	39%	41%
4rd-down conversion	14/31	11/23



2022-23 Louisiana Football
Overall Team Statistics
All games

Page 2/2
as of Dec 17, 2022

	LA	OPP
4rd-down pct	45%	48%
Sacks by-Yards	27-145	23-118
Misc Yards	0	0
Touchdowns scored	39	35
Field goals - attempts	17-24	11-13
On-Side kicks	0-0	0-0
Red-zone scores	(32-41) 78%	(32-36) 89%
Red-zone touchdowns	(23-41) 56%	(23-36) 64%
PAT-attempts	(37-38) 97%	(27-30) 90%
2-point conversion-attempts	(0-1) 0%	(1-5) 20%
Attendance	89979	158692
Games / Avg per game	6/14997	6/26449
Neutral site games	-	0/0

Score by Periods

Team	1st	2nd	3rd	4th	OT	TOT
Louisiana	70	83	71	100	0	324
Opponents	61	73	61	79	0	274



2022-23 Louisiana Football Individual Statistics All games

Page 1/3
as of Dec 17, 2022

Rushing

Player	gp	att	gain	loss	net	avg	td	lg	avg/g
Chris Smith	10	112	589	13	576	5.1	3	55	57.6
Terrence Williams	11	99	386	21	365	3.7	1	16	33.2
Dre'lyn Washington	9	61	347	8	339	5.6	2	54	37.7
Ben Wooldridge	10	48	236	49	187	3.9	2	17	18.7
Jacob Kibodi	9	37	174	5	169	4.6	0	20	18.8
Zylan Perry	3	20	70	8	62	3.1	0	14	20.7
Chandler Fields	7	30	119	64	55	1.8	2	21	7.9
Lance LeGendre	8	2	13	0	13	6.5	0	11	1.6
Errol Rogers, Jr.	12	1	7	0	7	7.0	0	7	0.6
Zeon Chriss	3	2	7	0	7	3.5	0	5	2.3
Zy McDonald	1	1	0	9	-9	-9.0	0	0	-9.0
Team	12	10	4	59	-55	-5.5	0	0	-4.6
Total	12	423	1952	236	1716	4.1	10	55	143.0
Opponents	12	426	1927	220	1707	4.0	18	75	142.3

Passing

Player	gp	effic	comp-att-int	pct	yds	td	lg	avg/g
Ben Wooldridge	10	129.9	138-244-5	56.6	1661	15	63	166.1
Chandler Fields	7	123.7	89-157-4	56.7	954	10	50	136.3
Zeon Chriss	3	170.6	5-9-0	55.6	84	1	37	28.0
Lance LeGendre	8	0.0	0-1-0	0.0	0	0	0	0.0
Total	12	128.1	232-411-9	56.4	2699	26	63	224.9
Opponents	12	117.5	226-397-15	56.9	2632	15	89	219.3

Receiving

Player	gp	no.	yds	avg	td	lg	avg/g
Michael Jefferson	12	51	810	15.9	7	63	67.5
Neal Johnson	12	22	277	12.6	2	43	23.1
Peter LeBlanc	12	22	174	7.9	1	26	14.5
Chris Smith	10	20	151	7.6	1	24	15.1
Dontae Fleming	12	19	173	9.1	3	55	14.4
Errol Rogers, Jr.	12	18	168	9.3	0	22	14.0
Pearse Migl	12	15	112	7.5	2	17	9.3
Johnny Lumpkin	12	14	129	9.2	3	28	10.8
Jacob Bernard	12	11	191	17.4	2	45	15.9
John Stephens	12	11	237	21.5	3	55	19.8
Lance LeGendre	8	8	96	12.0	1	37	12.0
Terrence Williams	11	7	44	6.3	1	12	4.0
Dre'lyn Washington	9	4	23	5.8	0	10	2.6
Jacob Kibodi	9	3	16	5.3	0	8	1.8
Kaleb Carter	7	2	11	5.5	0	6	1.6
Dalen Cambre	12	2	34	17.0	0	24	2.8
Jamal Bell	9	2	39	19.5	0	30	4.3
Rhett Guidry	4	1	6	6.0	0	6	1.5
Total	12	232	2691	11.6	26	63	224.3
Opponents	12	226	2632	11.6	15	89	219.3

Punt Returns

Player	no.	yds	avg	td	lg
Eric Garror	24	356	14.8	2	83
Dontae Fleming	1	50	50.0	0	50
Total	25	406	16.2	2	83
Opponents	16	97	6.1	0	40

Interceptions

Player	no.	yds	avg	td	lg
Bralen Trahan	4	71	17.8	0	46
Eric Garror	2	43	21.5	0	43
Andre Jones	1	0	0.0	0	0
Kam Pedescleaux	1	0	0.0	0	0
Kris Moncrief	1	0	0.0	0	0
Amir McDaniel	1	18	18.0	0	18
Brandon Bishop	1	2	2.0	0	2
Caleb Anderson	1	54	54.0	1	54
Courtline Flowers	1	0	0.0	0	0
Jasper Williams	1	0	0.0	0	0
Nijel McGriff	1	9	9.0	0	9
Total	15	197	13.1	1	54
Opponents	9	173	19.2	1	52

Kick Returns

Player	no.	yds	avg	td	lg
Chris Smith	14	311	22.2	0	39
Dontae Fleming	3	71	23.7	0	27
Eric Garror	2	33	16.5	0	19
Neal Johnson	2	7	3.5	0	7
Jacob Kibodi	1	17	17.0	0	17
Total	22	439	20.0	0	39
Opponents	30	497	16.6	0	34

Fumble Returns

Player	no.	yds	avg	td	lg
Mason Narcisse	1	12	12.0	0	12
Bralen Trahan	1	10	10.0	0	10
Michael Jefferson	1	0	0.0	0	0
Zi'Yon Hill-Green	1	0	0.0	0	0
Kam Pedescleaux	1	0	0.0	0	0
Caleb Anderson	1	0	0.0	0	0
Courtline Flowers	1	0	0.0	0	0
Caleb Kibodi	1	0	0.0	0	0
Total	8	22	2.8	0	12
Opponents	7	12	1.7	1	12



2022-23 Louisiana Football Individual Statistics All games

Page 2/3
as of Dec 17, 2022

Scoring

Player	td	fg	PAT						pts
			kick	rush	rcv	pass	dxp	saf	
Kenneth Almendares	-	15-20	22-23	-	-	-	-	-	67
Michael Jefferson	7	-	-	-	-	-	-	-	42
Chris Smith	4	-	-	-	-	-	-	-	24
Preston Stafford	-	2-4	15-15	-	-	-	-	-	21
John Stephens	3	-	-	-	-	-	-	-	18
Johnny Lumpkin	3	-	-	-	-	-	-	-	18
Dontae Fleming	3	-	-	-	-	-	-	-	18
Dre'lyn Washington	2	-	-	-	-	-	-	-	12
Chandler Fields	2	-	-	-	-	-	-	-	12
Ben Wooldridge	2	-	-	-	-	-	-	-	12
Neal Johnson	2	-	-	-	-	-	-	-	12
Jacob Bernard	2	-	-	-	-	-	-	-	12
Pearse Migl	2	-	-	-	-	-	-	-	12
Eric Garror	2	-	-	-	-	-	-	-	12
Terrence Williams	2	-	-	-	-	-	-	-	12
Peter LeBlanc	1	-	-	-	-	-	-	-	6
Caleb Anderson	1	-	-	-	-	-	-	-	6
Lance LeGendre	1	-	-	-	-	-	-	-	6
Trey Amos	-	-	-	-	-	-	1	-	2
Total	39	17-24	37-38	0	0	0	1	0	324
Opponents	35	11-13	27-30	0	1	1	0	1	274

Field Goals

Player	fg	pct.	01-19	20-29	30-39	40-49	50-99	lg	blk
Kenneth Almendares	15-20	75.0	0-0	3-5	4-4	5-8	3-3	52	0
Preston Stafford	2-4	50.0	0-0	1-1	1-1	0-1	0-1	36	0
Opponents	11-13	84.6	0-0	2-2	6-6	3-5	0-0	43	0

FG Sequence

Team Name	Louisiana	Opponents
Southeastern La.	(36),43	
Rice	52	(23),(31)
ULM	(28)	41
South Alabama	29,41,(51)	(38),(43)
Marshall	(42),(33),(52)	45
Arkansas St.	(43)	(43),(33)
Southern Miss.	(50),40	(25)
Troy	42,25,(30)	(37)
Ga. Southern	(48),(34),(27),(42),(40)	(39)
Florida St.	(24)	
Texas St.	(33),(27)	(38),(40)

Numbers in parentheses indicate field goal was made

Total Offense

Player	g	plays	rush	pass	total	avg/g
Ben Wooldridge	10	292	187	1661	1848	184.8
Chandler Fields	7	187	55	954	1009	144.1
Chris Smith	10	112	576	0	576	57.6
Terrence Williams	11	99	365	0	365	33.2
Dre'lyn Washington	9	61	339	0	339	37.7
Jacob Kibodi	9	37	169	0	169	18.8
Zeon Chriss	3	11	7	84	91	30.3
Zylan Perry	3	20	62	0	62	20.7
Lance LeGendre	8	3	13	0	13	1.6
Errol Rogers, Jr.	12	1	7	0	7	0.6
Zy McDonald	1	1	-9	0	-9	-9.0
Team	12	0	-55	0	-55	-4.6
Total	12	834	1716	2699	4415	367.9
Opponents	12	823	1707	2632	4339	361.6

Punting

Player	no.	yds	avg	lg	tb	fc	i20	50+	blk
Rhys Byrns	50	2213	44.3	60	4	13	11	9	0
Total	50	2213	44.3	60	4	13	11	9	0
Opponents	65	2677	41.2	63	4	8	16	13	2

Kickoffs

Player	no.	yds	avg	tb	ob	retn	net	ydln
Thomas Leo	66	4052	61.4	20	5			
Total	66	4052	61.4	20	5	27	41.8	23
Opponents	55	3446	62.7	30	1	21	40.3	24



2022-23 Louisiana Football
Individual Statistics
All games

Page 3/3
as of Dec 17, 2022

All Purpose

Player	g	rush	rcv	pr	kr	ir	total	avg/g
Chris Smith	10	576	151	0	311	0	1038	103.8
Michael Jefferson	12	0	810	0	0	0	810	67.5
Eric Garror	12	0	0	356	33	43	432	36.0
Terrence Williams	11	365	44	0	0	0	409	37.2
Dre'lyn Washington	9	339	23	0	0	0	362	40.2
Dontae Fleming	12	0	173	50	71	0	294	24.5
Neal Johnson	12	0	277	0	7	0	284	23.7
John Stephens	12	0	237	0	0	0	237	19.8
Jacob Kibodi	9	169	16	0	17	0	202	22.4
Jacob Bernard	12	0	191	0	0	0	191	15.9
Ben Wooldridge	10	187	0	0	0	0	187	18.7
Errol Rogers, Jr.	12	7	168	0	0	0	175	14.6
Peter LeBlanc	12	0	174	0	0	0	174	14.5
Johnny Lumpkin	12	0	129	0	0	0	129	10.8
Pearse Migl	12	0	112	0	0	0	112	9.3
Lance LeGendre	8	13	96	0	0	0	109	13.6
Bralen Trahan	12	0	0	0	0	71	71	5.9
Zylan Perry	3	62	0	0	0	0	62	20.7
Chandler Fields	7	55	0	0	0	0	55	7.9
Caleb Anderson	12	0	0	0	0	54	54	4.5
Jamal Bell	9	0	39	0	0	0	39	4.3
Dalen Cambre	12	0	34	0	0	0	34	2.8
Amir McDaniel	12	0	0	0	0	18	18	1.5
Kaleb Carter	7	0	11	0	0	0	11	1.6
Nijel McGriff	11	0	0	0	0	9	9	0.8
Zeon Chriss	3	7	0	0	0	0	7	2.3
Rhett Guidry	4	0	6	0	0	0	6	1.5
Brandon Bishop	12	0	0	0	0	2	2	0.2
Zy McDonald	1	-9	0	0	0	0	-9	-9.0
Team	12	-55	0	0	0	0	-55	-4.6
Total	12	1716	2691	406	439	197	5449	454.1
Opponents	12	1707	2632	97	497	173	5106	425.5



2022-23 Louisiana Football
Passing Game-by-Game
All games

Page 1/1
as of Dec 17, 2022

#2 Zeon Chriss	Comp	Att	Int	Pct	Yards	TD	Long	Sacked	Effic.
Arkansas St.	0	3	0	0.0	0	0	0	0-0	0.0
Texas St.	5	6	0	83.3	84	1	37	0-0	255.9
Totals	5	9	0	55.6	84	1	37	0-0	170.6

#10 Ben Wooldridge	Comp	Att	Int	Pct	Yards	TD	Long	Sacked	Effic.
Southeastern La.	7	11	0	63.6	68	0	17	0-0	115.6
Eastern Mich.	12	13	0	92.3	169	2	55	0-0	252.3
Rice	6	14	0	42.9	76	0	20	0-0	88.5
ULM	5	7	0	71.4	37	0	12	0-0	115.8
South Alabama	18	29	1	62.1	90	1	18	1-12	92.6
Marshall	17	29	0	58.6	230	2	43	2-2	148.0
Arkansas St.	21	34	0	61.8	316	5	55	1-4	188.4
Southern Miss.	22	47	3	46.8	370	2	63	4-16	114.2
Troy	13	29	0	44.8	112	0	17	2-8	77.3
Ga. Southern	17	31	1	54.8	193	3	28	1-3	132.6
Totals	138	244	5	56.6	1661	15	63	11-45	129.9

#12 Lance LeGendre	Comp	Att	Int	Pct	Yards	TD	Long	Sacked	Effic.
Ga. Southern	0	1	0	0.0	0	0	0	0-0	0.0
Totals	0	1	0	0.0	0	0	0	0-0	0.0

#18 Chandler Fields	Comp	Att	Int	Pct	Yards	TD	Long	Sacked	Effic.
Southeastern La.	13	20	0	65.0	173	2	28	2-11	170.7
Eastern Mich.	10	20	0	50.0	141	3	28	0-0	158.7
Rice	7	14	1	50.0	38	1	11	1-8	82.1
ULM	20	34	1	58.8	231	1	50	3-20	119.7
South Alabama	4	7	1	57.1	25	0	13	0-0	58.6
Florida St.	19	36	0	52.8	159	1	30	4-19	99.0
Texas St.	16	26	1	61.5	187	2	24	1-6	139.6
Totals	89	157	4	56.7	954	10	50	11-64	123.7



**2022-23 Louisiana Football
Rushing/Receiving Game-by-Game
All games**

Page 1/1
as of Dec 17, 2022

Rushing

Player	No-Yds/TD	SL	EMU	Rice	ULM	USA	Marsh	ASU	USM	TROY	GS	FSU	TXST
Chris Smith	112-576/3	12-44/0	7-33/1	6-39/1	10-35/0	12-107/0	DNP	DNP	11-47/0	18-98/0	17-80/0	6-24/0	13-69/1
Terrence Williams	99-365/1	10-61/0	9-30/0	3--3/0	7-11/0	6-20/0	9-18/0	11-58/0	11-28/1	13-51/0	10-51/0	10-40/0	DNP
Dre'lyn Washington	61-339/2	3-5/0	8-45/1	-	6-15/0	DNP	8-22/0	11-48/0	DNP	DNP	5-74/0	10-57/0	10-73/1
Ben Wooldridge	48-187/2	1-1/0	-	-	3-29/0	9-36/0	10-45/0	3-5/0	7--6/0	9-39/2	6-38/0	DNP	DNP
Jacob Kibodi	37-169/0	6-27/0	8-36/0	5-33/0	DNP	1-6/0	5-13/0	12-54/0	-	DNP	DNP	-	-
Chandler Fields	30-55/2	5--5/0	-	1--8/0	10-26/1	1-5/0	DNP	DNP	DNP	DNP	DNP	8-9/1	5-28/0
Zylan Perry	20-62/0	DNP	DNP	DNP	DNP	DNP	DNP	11-48/0	DNP	4-20/0	DNP	DNP	5--6/0
Lance LeGendre	2-13/0	DNP	-	DNP	DNP	-	1-11/0	1-2/0	-	-	-	DNP	-
Zeon Chriss	2-7/0	DNP	DNP	DNP	DNP	DNP	DNP	-	DNP	DNP	DNP	1-2/0	1-5/0
Errol Rogers, Jr.	1-7/0	-	1-7/0	-	-	-	-	-	-	-	-	-	-
Zy McDonald	1--9/0	DNP	DNP	DNP	DNP	DNP	DNP	1--9/0	DNP	DNP	DNP	DNP	DNP

Receiving

Player	No-Yds/TD	SL	EMU	Rice	ULM	USA	Marsh	ASU	USM	TROY	GS	FSU	TXST
Michael Jefferson	51-810/7	2-21/0	5-80/1	5-53/0	5-105/1	3-21/0	3-71/1	1-36/1	6-179/1	6-50/0	3-53/1	6-60/1	6-81/0
Neal Johnson	22-277/2	2-16/0	2-31/1	1-20/0	3-20/0	2-11/0	2-55/0	2-28/1	3-57/0	2-13/0	1-6/0	1-10/0	1-10/0
Peter LeBlanc	22-174/1	-	2-20/0	-	2-15/0	3-23/0	3-20/0	1-15/0	1-0/0	1-16/0	4-40/0	3-12/0	2-13/1
Chris Smith	20-151/1	2-23/0	-	2-11/0	6-57/0	5-16/0	DNP	DNP	-	1-2/0	1-6/0	-	3-36/1
Dontae Fleming	19-173/3	1-6/0	1-9/0	-	1-8/0	1-0/0	2-6/1	6-81/2	3-40/0	-	1-3/0	1-3/0	2-17/0
Errol Rogers, Jr.	18-168/0	2-19/0	2-11/0	1-2/0	2-14/0	3-20/0	2-27/0	1-22/0	2-28/0	2-19/0	1-6/0	-	-
Pearse Migl	15-112/2	1-17/0	1-2/1	1-13/0	2-21/0	2-5/1	3-21/0	-	1-5/0	-	1-16/0	2-4/0	1-8/0
Johnny Lumpkin	14-129/3	5-72/2	1-1/1	1-4/0	3-22/0	1-1/0	-	1-17/0	-	-	2-12/0	-	-
John Stephens	11-237/3	-	3-103/1	-	-	-	1-34/0	-	2-22/1	-	1-28/1	3-35/0	1-15/0
Jacob Bernard	11-191/2	1-16/0	2-29/0	-	-	1-9/0	-	5-97/1	1-22/0	-	1-18/1	-	-
Lance LeGendre	8-96/1	DNP	2-18/0	DNP	DNP	1-1/0	1--4/0	-	-	-	-	DNP	4-81/1
Terrence Williams	7-44/1	-	-	1-11/1	-	-	-	1-4/0	3-17/0	1-12/0	-	1-0/0	DNP
Dre'lyn Washington	4-23/0	-	-	1-0/0	-	DNP	-	1-8/0	DNP	DNP	1-5/0	-	1-10/0
Jacob Kibodi	3-16/0	1-8/0	-	-	DNP	-	-	2-8/0	-	DNP	DNP	-	-
Jamal Bell	2-39/0	1-9/0	-	DNP	DNP	DNP	-	-	-	-	-	1-30/0	-
Dalen Cambre	2-34/0	2-34/0	-	-	-	-	-	-	-	-	-	-	-
Kaleb Carter	2-11/0	-	-	-	1-6/0	DNP	DNP	-	DNP	-	DNP	1-5/0	DNP
Rhett Guidry	1-6/0	DNP	1-6/0	DNP	DNP	DNP	DNP	-	DNP	DNP	DNP	-	-



**2022-23 Louisiana Football
By Quarter Statistics
All games**

Page 1/2
as of Dec 17, 2022

3rd-Down Conversions

Date	Opponent	Score	Overall	1st Qtr	2nd Qtr	3rd Qtr	4th Qtr	Overtime
09/03/2022	Southeastern La.	W 24-7	6-15 40.0	4-5 80.0	1-2 50.0	0-3 0.0	1-5 20.0	0-0 0.0
09/10/2022	Eastern Mich.	W 49-21	6-11 54.5	1-3 33.3	0-2 0.0	1-2 50.0	4-4 100.0	0-0 0.0
09/17/2022	at Rice	L 21-33	3-11 27.3	0-3 0.0	2-4 50.0	1-3 33.3	0-1 0.0	0-0 0.0
09/24/2022	at ULM	L 17-21	7-18 38.9	2-3 66.7	0-4 0.0	3-5 60.0	2-6 33.3	0-0 0.0
10/01/2022	South Alabama	L 17-20	6-16 37.5	0-3 0.0	0-2 0.0	0-3 0.0	6-8 75.0	0-0 0.0
10/12/2022	at Marshall	W 23-13	5-15 33.3	1-4 25.0	1-3 33.3	1-4 25.0	2-4 50.0	0-0 0.0
10/22/2022	Arkansas St.	W 38-18	10-18 55.6	3-5 60.0	0-3 0.0	4-4 100.0	3-6 50.0	0-0 0.0
10/27/2022	at Southern Miss.	L 24-39	5-15 33.3	1-5 20.0	1-2 50.0	1-2 50.0	2-6 33.3	0-0 0.0
11/05/2022	Troy	L 17-23	7-16 43.8	1-3 33.3	5-7 71.4	1-2 50.0	0-4 0.0	0-0 0.0
11/10/2022	Ga. Southern	W 36-17	3-14 21.4	0-3 0.0	1-3 33.3	2-5 40.0	0-3 0.0	0-0 0.0
11/19/2022	at Florida St.	L 17-49	4-14 28.6	0-3 0.0	1-4 25.0	2-5 40.0	1-2 50.0	0-0 0.0
11/26/2022	at Texas St.	W 41-13	6-11 54.5	0-3 0.0	2-3 66.7	1-2 50.0	3-3 100.0	0-0 0.0
Louisiana Opponents			68-174 39.1	13-43 30.2	14-39 35.9	17-40 42.5	24-52 46.2	0-0 0.0
			72-177 40.7	16-46 34.8	23-51 45.1	20-40 50.0	13-40 32.5	0-0 0.0

4th-Down Conversions

Date	Opponent	Score	Overall	1st Qtr	2nd Qtr	3rd Qtr	4th Qtr	Overtime
09/03/2022	Southeastern La.	W 24-7	1-3 33.3	0-0 0.0	0-1 0.0	0-0 0.0	1-2 50.0	0-0 0.0
09/10/2022	Eastern Mich.	W 49-21	0-0 0.0	0-0 0.0	0-0 0.0	0-0 0.0	0-0 0.0	0-0 0.0
09/17/2022	at Rice	L 21-33	0-3 0.0	0-0 0.0	0-1 0.0	0-1 0.0	0-1 0.0	0-0 0.0
09/24/2022	at ULM	L 17-21	1-3 33.3	0-0 0.0	0-0 0.0	0-1 0.0	1-2 50.0	0-0 0.0
10/01/2022	South Alabama	L 17-20	1-1 100.0	0-0 0.0	0-0 0.0	0-0 0.0	1-1 100.0	0-0 0.0
10/12/2022	at Marshall	W 23-13	2-3 66.7	0-1 0.0	0-0 0.0	1-1 100.0	1-1 100.0	0-0 0.0
10/22/2022	Arkansas St.	W 38-18	1-1 100.0	0-0 0.0	1-1 100.0	0-0 0.0	0-0 0.0	0-0 0.0
10/27/2022	at Southern Miss.	L 24-39	0-5 0.0	0-1 0.0	0-0 0.0	0-1 0.0	0-3 0.0	0-0 0.0
11/05/2022	Troy	L 17-23	1-1 100.0	0-0 0.0	0-0 0.0	1-1 100.0	0-0 0.0	0-0 0.0
11/10/2022	Ga. Southern	W 36-17	4-5 80.0	2-3 66.7	1-1 100.0	1-1 100.0	0-0 0.0	0-0 0.0
11/19/2022	at Florida St.	L 17-49	2-4 50.0	0-1 0.0	0-0 0.0	0-1 0.0	2-2 100.0	0-0 0.0
11/26/2022	at Texas St.	W 41-13	1-2 50.0	1-2 50.0	0-0 0.0	0-0 0.0	0-0 0.0	0-0 0.0
Louisiana Opponents			14-31 45.2	3-8 37.5	2-4 50.0	3-7 42.9	6-12 50.0	0-0 0.0
			11-23 47.8	2-3 66.7	4-5 80.0	3-6 50.0	2-9 22.2	0-0 0.0

Time of Possession

Date	Opponent	Score	Overall	1st Qtr	2nd Qtr	3rd Qtr	4th Qtr	Overtime
09/03/2022	Southeastern La.	W 24-7	30:56	10:14	04:26	07:00	09:16	00:00
09/10/2022	Eastern Mich.	W 49-21	30:18	03:58	05:37	09:31	11:12	00:00
09/17/2022	at Rice	L 21-33	17:22	05:14	05:29	03:42	02:57	00:00
09/24/2022	at ULM	L 17-21	32:38	05:54	08:35	09:21	08:48	00:00
10/01/2022	South Alabama	L 17-20	29:42	07:27	04:04	06:44	11:27	00:00
10/12/2022	at Marshall	W 23-13	28:18	07:46	04:13	07:57	08:22	00:00
10/22/2022	Arkansas St.	W 38-18	37:48	09:23	08:20	07:12	12:53	00:00
10/27/2022	at Southern Miss.	L 24-39	26:47	06:58	03:25	07:03	09:21	00:00
11/05/2022	Troy	L 17-23	29:52	03:16	13:45	06:24	06:27	00:00
11/10/2022	Ga. Southern	W 36-17	31:24	08:51	06:45	06:52	08:56	00:00



2022-23 Louisiana Football
By Quarter Statistics
All games

Page 2/2
as of Dec 17, 2022

Date	Opponent		Score	Overall	1st Qtr	2nd Qtr	3rd Qtr	4th Qtr	Overtime
11/19/2022	at Florida St.	L	17-49	29:16	06:32	05:43	07:57	09:04	00:00
11/26/2022	at Texas St.	W	41-13	30:34	08:21	05:58	05:35	10:40	00:00
Louisiana			Total	354:55	83:54	76:20	85:18	109:23	00:00
			Avg.	29:35	07:00	06:22	07:06	09:07	00:00
Opponents			Total	364:02	83:30	115:20	78:13	86:59	00:00
			Avg.	30:20	06:57	09:37	06:31	07:15	00:00



**2022-23 Louisiana Football
Red-Zone Results
All games**

Page 1/1
as of Dec 17, 2022

Louisiana Inside Opponent Red-Zone

Date	Opponent	Score	Times	Times	Total			Rush	Pass	FGs	Failed to score inside RZ					
			In RZ	Scored	Pts	TDs	TDs	TDs	TDs	Made	FGA	Down	Int	Fumb	Half	Game
09/03/2022	Southeastern La.	W 24-7	3	2	10	1	0	1	1	1	1	1	0	0	0	0
09/10/2022	Eastern Mich.	W 49-21	5	5	35	5	2	3	0	0	0	0	0	0	0	0
09/17/2022	at Rice	L 21-33	2	1	7	1	0	1	0	0	0	1	0	0	0	0
09/24/2022	at ULM	L 17-21	3	2	10	1	1	0	1	1	1	1	0	0	0	0
10/01/2022	South Alabama	L 17-20	2	1	7	1	0	1	0	0	1	0	0	0	0	0
10/12/2022	at Marshall	W 23-13	3	2	10	1	0	1	1	1	1	0	0	0	0	1
10/22/2022	Arkansas St.	W 38-18	2	2	14	2	0	2	0	0	0	0	0	0	0	0
10/27/2022	at Southern Miss.	L 24-39	3	2	13	2	1	1	0	0	0	1	0	0	0	0
11/05/2022	Troy	L 17-23	4	3	17	2	2	0	1	2	2	0	0	0	0	0
11/10/2022	Ga. Southern	W 36-17	4	3	13	1	0	1	2	2	2	0	1	0	0	0
11/19/2022	at Florida St.	L 17-49	3	3	17	2	1	1	1	1	1	0	0	0	0	0
11/26/2022	at Texas St.	W 41-13	7	6	34	4	2	2	2	2	2	1	0	0	0	0
Totals 32 of 41 (78.0%)			41	32	187	23	9	14	9	11	5	1	0	0	0	1

Opponents Inside Louisiana Red-Zone

Date	Opponent	Score	Times	Times	Total			Rush	Pass	FGs	Failed to score inside RZ					
			In RZ	Scored	Pts	TDs	TDs	TDs	TDs	Made	FGA	Down	Int	Fumb	Half	Game
09/03/2022	Southeastern La.	W 24-7	2	1	7	1	1	0	0	0	0	1	0	0	0	0
09/10/2022	Eastern Mich.	W 49-21	3	3	21	3	1	2	0	0	0	0	0	0	0	0
09/17/2022	Rice	L 21-33	6	6	33	4	1	3	2	2	2	0	0	0	0	0
09/24/2022	ULM	L 17-21	2	2	14	2	2	0	0	0	0	0	0	0	0	0
10/01/2022	South Alabama	L 17-20	4	3	17	2	2	0	1	1	1	1	0	0	0	0
10/12/2022	Marshall	W 23-13	2	2	13	2	2	0	0	0	0	0	0	0	0	0
10/22/2022	Arkansas St.	W 38-18	1	1	3	0	0	0	0	1	1	0	0	0	0	0
10/27/2022	Southern Miss.	L 24-39	3	3	16	2	1	1	1	1	1	0	0	0	0	0
11/05/2022	Troy	L 17-23	2	2	10	1	0	1	1	1	1	0	0	0	0	0
11/10/2022	Ga. Southern	W 36-17	3	1	3	0	0	0	0	1	1	1	0	1	0	0
11/19/2022	Florida St.	L 17-49	6	6	42	6	4	2	0	0	0	0	0	0	0	0
11/26/2022	Texas St.	W 41-13	2	2	6	0	0	0	0	2	2	0	0	0	0	0
Totals 32 of 36 (88.9%)			36	32	185	23	14	9	9	9	3	0	1	0	0	0



2022-23 Louisiana Football Team Game-by-Game Comparison All games

Page 1/1
as of Dec 17, 2022

Opponent	Score	Total	First Downs			Rushing	Passing		Total Offense	Return	Turn-
			Rush	Pass	Pen	Number-Yards	Comp-Att-Int	Yards	Plays-Yards	Yards	Overs
Southeastern La.	24-7	18 / 12	6 / 5	12 / 7	0 / 0	38-133 / 27-111	20-31-0 / 22-35-2	241 / 149	69-374 / 62-260	131 / 96	0 / 2
Eastern Mich.	49-21	23 / 23	10 / 4	11 / 13	2 / 6	35-149 / 23-41	22-33-0 / 32-51-3	310 / 320	68-459 / 74-361	75 / 61	0 / 5
Rice	21-33	9 / 27	2 / 10	5 / 12	2 / 5	15-61 / 44-146	13-28-1 / 25-36-3	114 / 303	43-175 / 80-449	63 / 123	1 / 3
ULM	17-21	18 / 15	7 / 9	11 / 6	0 / 0	38-80 / 39-227	25-41-1 / 14-26-1	268 / 192	79-348 / 65-419	60 / 42	2 / 2
South Alabama	17-20	17 / 21	9 / 7	5 / 12	3 / 2	30-163 / 37-116	22-36-2 / 18-41-1	115 / 245	66-278 / 78-361	162 / 67	3 / 2
Marshall	23-13	16 / 17	5 / 10	10 / 5	1 / 2	34-108 / 44-139	17-29-0 / 16-22-1	230 / 137	63-338 / 66-276	24 / 79	0 / 2
Arkansas St.	38-18	27 / 13	14 / 3	12 / 8	1 / 2	50-206 / 21-82	21-37-0 / 13-32-1	316 / 189	87-522 / 53-271	39 / 42	2 / 1
Southern Miss.	24-39	18 / 15	3 / 8	13 / 6	2 / 1	29-69 / 48-150	22-47-3 / 9-18-1	370 / 189	76-439 / 66-339	71 / 152	4 / 2
Troy	17-23	21 / 21	16 / 11	4 / 8	1 / 2	44-208 / 36-149	13-29-0 / 21-35-1	112 / 228	73-320 / 71-377	43 / 0	1 / 1
Ga. Southern	36-17	22 / 24	14 / 7	8 / 15	0 / 2	39-242 / 25-72	17-32-1 / 30-53-0	193 / 358	71-435 / 78-430	167 / 60	1 / 1
Florida St.	17-49	18 / 23	10 / 11	7 / 9	1 / 3	35-132 / 45-251	19-36-0 / 13-21-0	159 / 189	71-291 / 66-440	89 / 7	1 / 0
Texas St.	41-13	27 / 15	10 / 8	16 / 7	1 / 0	36-165 / 37-223	21-32-1 / 13-27-1	271 / 133	68-436 / 64-356	140 / 50	1 / 2
Totals	324-274	234 / 226	106 / 93	114 / 108	14 / 25	423-1716 / 426-1707	232-411-9 / 226-397-15	2699 / 2632	834-4415 / 823-4339	1064 / 779	16 / 23

Opponents	3rd Down	4th Down	Time of	TOP	Avg	Avg	Avg	Punting	Penalties	Sacks
	Conversion	Conversion	Possession	Margin	Yds/Rush	Yds/Pass	Yds/Play	Number-Avg	Number-Yards	
Southeastern La.	6-15 / 6-15	1-3 / 1-3	30:56 / 29:04	01:52	3.5 / 4.1	7.8 / 4.3	5.4 / 4.2	4-46.3 / 6-47.3	4-35.0 / 8-60.0	1 / 2
Eastern Mich.	6-11 / 5-14	0-0 / 1-2	30:18 / 29:42	00:36	4.3 / 1.8	9.4 / 6.3	6.8 / 4.9	5-45.6 / 5-44.8	12-115.0 / 10-80.0	4 / 0
Rice	3-11 / 9-15	0-3 / 1-2	17:22 / 41:43	-24:21	4.1 / 3.3	4.1 / 8.4	4.1 / 5.6	4-44.5 / 1-37.0	11-85.0 / 9-65.0	3 / 1
ULM	7-18 / 6-15	1-3 / 0-0	32:38 / 27:14	05:24	2.1 / 5.8	6.5 / 7.4	4.4 / 6.4	6-45.0 / 7-38.9	7-65.0 / 4-30.0	1 / 3
South Alabama	6-16 / 12-21	1-1 / 1-3	29:42 / 30:18	-00:36	5.4 / 3.1	3.2 / 6.0	4.2 / 4.6	5-41.4 / 5-40.0	7-66.0 / 8-60.0	2 / 1
Marshall	5-15 / 1-11	2-3 / 2-4	28:18 / 31:42	-03:24	3.2 / 3.2	7.9 / 6.2	5.4 / 4.2	5-39.6 / 5-42.6	6-52.0 / 6-40.0	5 / 2
Arkansas St.	10-18 / 0-11	1-1 / 0-0	37:48 / 22:12	15:36	4.1 / 3.9	8.5 / 5.9	6.0 / 5.1	5-40.8 / 9-45.7	8-60.0 / 8-83.0	3 / 2
Southern Miss.	5-15 / 7-16	0-5 / 0-0	26:47 / 33:13	-06:26	2.4 / 3.1	7.9 / 10.5	5.8 / 5.1	2-48.5 / 8-40.3	7-55.0 / 8-50.0	1 / 4
Troy	7-16 / 6-15	1-1 / 2-2	29:52 / 30:08	-00:16	4.7 / 4.1	3.9 / 6.5	4.4 / 5.3	5-44.2 / 6-34.8	3-17.0 / 6-45.0	3 / 2
Ga. Southern	3-14 / 2-14	4-5 / 3-5	31:24 / 28:36	02:48	6.2 / 2.9	6.0 / 6.8	6.1 / 5.5	2-49.0 / 5-43.0	4-25.0 / 7-50.0	2 / 1
Florida St.	4-14 / 11-15	2-4 / 0-1	29:16 / 30:44	-01:28	3.8 / 5.6	4.4 / 9.0	4.1 / 6.7	5-44.2 / 3-38.0	8-60.0 / 4-40.0	0 / 4
Texas St.	6-11 / 7-15	1-2 / 0-1	30:34 / 29:26	01:08	4.6 / 6.0	8.5 / 4.9	6.4 / 5.6	2-53.0 / 5-35.2	3-25.0 / 4-35.0	2 / 1
Totals	68-174 / 72-177	14-31 / 11-23	354:55 / 364:02	-09:07	4.1 / 4.0	6.6 / 6.6	5.3 / 5.3	50-44.3 / 65-41.2	80-660.0 / 82-638.0	27 / 23

Note: Game totals are displayed in the format TEAM/OPPONENT for each category



**2022-23 Louisiana Football
Results and Comparison
All games**

Page 1/1
as of Dec 17, 2022

	Date	Opponent		Score	Overall	Conf	Time	Attend
	09/03/2022	Southeastern La.	W	24-7	1-0	0-0	3:13	16812
	09/10/2022	Eastern Mich.	W	49-21	2-0	0-0	4:30	18079
	09/17/2022	at Rice	L	21-33	2-1	0-0	3:40	18746
*	09/24/2022	at ULM	L	17-21	2-2	0-1	3:22	19077
*	10/01/2022	South Alabama	L	17-20	2-3	0-2	3:34	20671
*	10/12/2022	at Marshall	W	23-13	3-3	1-2	3:49	19905
*	10/22/2022	Arkansas St.	W	38-18	4-3	2-2	3:32	15017
*	10/27/2022	at Southern Miss.	L	24-39	4-4	2-3	3:46	27332
*	11/05/2022	Troy	L	17-23	4-5	2-4	3:18	7888
*	11/10/2022	Ga. Southern	W	36-17	5-5	3-4	3:33	11512
	11/19/2022	at Florida St.	L	17-49	5-6	3-4	3:16	58597
*	11/26/2022	at Texas St.	W	41-13	6-6	4-4	3:09	15035


Opponent	Score	Total	First Downs			Rushing Number-Yards	Passing		Total Offense Plays-Yards	Return Yards	Turn- Overs
			Rush	Pass	Pen		Comp-Att.-Int	Yards			
Southeastern La.	24-7	18 / 12	6 / 5	12 / 7	0 / 0	38-133 / 27-111	20-31-0 / 22-35-2	241 / 149	69-374 / 62-260	131 / 96	0 / 2
Eastern Mich.	49-21	23 / 23	10 / 4	11 / 13	2 / 6	35-149 / 23-41	22-33-0 / 32-51-3	310 / 320	68-459 / 74-361	75 / 61	0 / 5
Rice	21-33	9 / 27	2 / 10	5 / 12	2 / 5	15-61 / 44-146	13-28-1 / 25-36-3	114 / 303	43-175 / 80-449	63 / 123	1 / 3
ULM	17-21	18 / 15	7 / 9	11 / 6	0 / 0	38-80 / 39-227	25-41-1 / 14-26-1	268 / 192	79-348 / 65-419	60 / 42	2 / 2
South Alabama	17-20	17 / 21	9 / 7	5 / 12	3 / 2	30-163 / 37-116	22-36-2 / 18-41-1	115 / 245	66-278 / 78-361	162 / 67	3 / 2
Marshall	23-13	16 / 17	5 / 10	10 / 5	1 / 2	34-108 / 44-139	17-29-0 / 16-22-1	230 / 137	63-338 / 66-276	24 / 79	0 / 2
Arkansas St.	38-18	27 / 13	14 / 3	12 / 8	1 / 2	50-206 / 21-82	21-37-0 / 13-32-1	316 / 189	87-522 / 53-271	39 / 42	2 / 1
Southern Miss.	24-39	18 / 15	3 / 8	13 / 6	2 / 1	29-69 / 48-150	22-47-3 / 9-18-1	370 / 189	76-439 / 66-339	71 / 152	4 / 2
Troy	17-23	21 / 21	16 / 11	4 / 8	1 / 2	44-208 / 36-149	13-29-0 / 21-35-1	112 / 228	73-320 / 71-377	43 / 0	1 / 1
Ga. Southern	36-17	22 / 24	14 / 7	8 / 15	0 / 2	39-242 / 25-72	17-32-1 / 30-53-0	193 / 358	71-435 / 78-430	167 / 60	1 / 1
Florida St.	17-49	18 / 23	10 / 11	7 / 9	1 / 3	35-132 / 45-251	19-36-0 / 13-21-0	159 / 189	71-291 / 66-440	89 / 7	1 / 0
Texas St.	41-13	27 / 15	10 / 8	16 / 7	1 / 0	36-165 / 37-223	21-32-1 / 13-27-1	271 / 133	68-436 / 64-356	140 / 50	1 / 2
Totals	324-274	234 / 226	106 / 93	114 / 108	14 / 25	423-1716 / 426-1707	232-411-9 / 226-397-15	2699 / 2632	834-4415 / 823-4339	1064 / 779	16 / 23

LOUISIANA BOWL HISTORY

1944 Oil Bowl

Louisiana 24, Arkansas A&M 7
January 1, 1944 | Houston, Texas | Att.: N/A

FINAL SCORE	1	2	3	4	F
Louisiana	3	7	7	7	24
Arkansas A&M	0	0	7	0	7



HOUSTON — What many consider to be “The Best Team in Louisiana History”, Louisiana (then known as Southwestern Louisiana Institute) defeated Arkansas A&M (the present-day University of Arkansas at Monticello) 24-7 to claim the 1944 Oil Bowl Championship.

The New Year's Day rematch was played under the same rainy, muddy and foggy conditions as the earlier meeting between the two teams on Nov. 6 in Memphis, Tenn. That game ended in a 20-20 tie.

The Cajuns versatile backs and strong offensive line was no match for the Aggies.

“I say that no team, and I put the emphasis on Notre Dame, could have beaten us that day,” said Louisiana head coach Louis Whitman.

Louisiana was led by quarterback Alvin Dark, who either scored or set-up each of the Cajuns tallies. The Cajuns struck in the first quarter when Dark returned an Aggies punt 24 yards down to the AAM 21 yard-line. Following an offside penalty and a first down run by Dark, Dark then split the uprights from 16 yards to give the Cajuns a 3-0 lead.

Louisiana upped their lead to 10-0 just two possessions later. Moe Richmond made a sensational leaping catch between two defenders for a 12-yard score from Dark. Arkansas A&M moved down to the Cajuns 19 on the next possession, but came away empty handed. AAM's quarterback needed just two completions to move the Aggies 51 yards, but then threw three consecutive incompletions to turn the ball back over to Louisiana-Lafayette.

The Aggies scored on their first possession of the second half to cut the Cajuns lead to 10-7. A running into the kicker penalty on the Cajuns helped extend the AAM 64-yard drive that ended in a 27 yard touchdown pass from Gray to Bill Coomer.

SCORING

First Quarter

LA - Dark 17 yd field goal.

Second Quarter

LA - Richmond 12 yd pass from Dark (Dark kick).

Third Quarter

AAM - Cromer 27 yd pass from Gray (Marshall kick)
LA - Pillow 7 yd run (Dark kick).

Fourth Quarter

LA - Dark 10 yd run (Dark kick).

RUSHING:

LA - Gill 22-44, English 4-14, Haik 2-8, Dupre 1-4, Coussan 12-(-48)

PASSING:

LA - Coussan 10-31-7-107; Hauser 0-1-1-0.

RECEIVING:

LA - Schexnayder 3-48, Hauser 2-33, Michel 1-15, Dupre 1-13, English 1-1, Gill 2-(-3).

	LA	AAM
First Downs	9	8
Rushes-Yards (Net)	58-N/A	36-N/A
Passing-Yards (Net)	2/8-N/A	7/20-N/A
Total Offense (Plays-Yards)	66-N/A	56-N/A
Punt Returns-Yards	N/A	N/A
Kick Returns-Yards	N/A	N/A
Punts-Average	9-N/A	10-N/A
Fumbles-Lost	2-2	1-1
Penalties-Yards	6-N/A	1-N/A

1970 Grantland Rice Bowl

Tennessee State 26, Louisiana 25
December 12, 1970 | Baton Rouge, La. | Att.: 13,400

FINAL SCORE	1	2	3	4	F
Tennessee State	14	0	0	12	26
Louisiana	0	12	0	13	25



BATON ROUGE, La. — The Louisiana Ragin' Cajuns, appearing in their second bowl in school history, fell victim to turnovers and special teams miscues en route to a 26-25 loss to the Tennessee State University Tigers.

Tennessee State scored two touchdowns in 1:28 to take a 14-0 lead after one quarter. Louisiana responded with two touchdowns in the second quarter. Nelson Schexnayder hauled in a seven-yard touchdown pass from George Coussan, but Roy Pendergraft's extra point was blocked.

Robert Gill scored on a four yard run just 3:46 later, but Coussan's pass to Dickie Haik was broken-up, and the Cajuns trailed 14-12 at the half.

A scoreless third quarter led to a frenzy of activity in the fourth stanza. Schexnayder caught his second touchdown of the game on a 17-yard toss from Coussan with 8:57 remaining in the game. Pendergraft's extra point gave the Cajuns a 19-14 lead.

The ensuing kickoff was fumbled by J. Thaxton into the end zone where Mike Courville recovered for a Cajuns touchdown. Pendergraft's extra point was blocked again, giving Louisiana a 25-14 lead.

TSU traveled 55 yards on seven plays in 2:45 culminating in a three-yard touchdown scramble by Joe Gilliam. Albert Davis was cut down on the try for two, keeping the score 25-20 in favor of the Cajuns.

Coussan's seventh interception of the game led to a short touchdown run by Davis with 3:22 remaining in the game. The Cajuns comeback hopes were dashed when Tom Hauser's pass was intercepted by Donald Pinson, his fifth pick of the game and TSU's eighth.

SCORING

First Quarter

TSU - Coleman 18 yd pass from Gilliam (Reese kick), 1:58
TSU - Reese 63 yd pass from Gilliam (Reese kick), 0:30

Second Quarter

LA - Schexnayder 7 yd pass from Coussan (PAT Blocked) 11:38
LA - Gill 4 yd run (Coussan pass failed), 7:52

Fourth Quarter

LA - Schexnayder 17 yd pass from Coussan (Pendergraft kick), 8:57
LA - Courville fumble recovery in end zone (PAT blocked), 8:57
TSU - Gilliam 3 yd run (Albert Davis run failed), 6:12
TSU - Albert Davis 5 yd run (Gilliam pass failed), 3:22

RUSHING:

LA - Gill 22-44, English 4-14, Haik 2-8, Dupre 1-4, Coussan 12-(-48)

PASSING:

LA - Coussan 10-31-7-107; Hauser 0-1-1-0.

RECEIVING:

LA - Schexnayder 3-48, Hauser 2-33, Michel 1-15, Dupre 1-13, English 1-1, Gill 2-(-3).

	LA	TSU
First Downs	13	16
Rushes-Yards (Net)	41-22	35-(-1)
Passing-Yards (Net)	10/31-106	19/37-302
Total Offense (Plays-Yards)	72-128	72-301
Punt Returns-Yards	1-9	4-53
Kick Returns-Yards	7-158	3-46
Punts-Average	7-35.1	5-34.6
Fumbles-Lost	5-1	7-4
Penalties-Yards	8-84	18-149

LOUISIANA BOWL HISTORY

2012 R+L Carriers New Orleans Bowl

Louisiana 43, ECU 34
December 22, 2012 | New Orleans, La. | Att.: 48,828

FINAL SCORE	1	2	3	4	F
Louisiana	3	7	7	7	24
East Carolina	0	0	7	0	7

NEW ORLEANS – Terrance Broadway accounted for 424 yards of total offense as Louisiana repeated as R+L Carriers New Orleans Bowl champions with a 43-34 victory over East Carolina before a bowl record crowd of 48,828 at the Mercedes-Benz Superdome.

Broadway, who completed 21-of-32 passes for 316 yards and a touchdown and had 15 rushes for 108 yards, was named New Orleans Bowl MVP.

The Cajuns jumped out to a 14-0 lead early in the second quarter when Broadway and Harry Peoples scored on runs of 12 and 10 yards, respectively.

ECU answered with the first of two Reggie Bullock TD runs, a five-yard scamper at the 12:48 mark.

Alonzo Harris scored on touchdown runs of six and 68 yards to extend the lead to 28-7 with 7:05 left.

A pair of ECU touchdowns just 13 seconds apart closed the gap to 28-21 before Baer closed the half with a 50-yard field goal as time expired.

The Pirates ran off 10 straight points to tie the game in the third quarter, the last seven coming on a 13-yard run by Bullock with 5:57 left.

The Cajuns answered quickly as Javone Lawson made an acrobatic grab of a 14-yard pass from Broadway with 3:07 left. Baer's extra-point was blocked as Louisiana led, 37-31.

ECU closed to within 37-34 on Warren Harvey's second field goal of the day, a 26-yard effort with 13:36 left, but the Cajuns defense stiffened, holding the Pirates scoreless in their final three possessions to secure the win.

SCORING

First Quarter

LA - Terrance Broadway 12-yard run (Brett Baer kick), 8:10

Second Quarter

LA - Harry Peoples 10-yard run (Baer kick), 6:33
ECU - Reggie Bullock 5-yard run (Harvey kick), 12:48
LA - Alonzo Harris 6-yard run (Baer kick), 11:07
LA - Harris 68-yard run (Baer kick), 7:05
ECU - J. Hardy 19-yard pass from S. Carden (Harvey kick), 3:09
ECU - D. Webster 16-yard pass from Carden (Harvey kick), 2:56
LA - Baer 50-yard field goal, 0:00

Third Quarter

ECU - Harvey 45-yard field goal, 9:46
ECU - Bullock 13-yard run (Harvey kick), 5:57
LA - J. Lawson 14-yard pass from Broadway (PAT blocked), 3:07

Fourth Quarter

ECU - Harvey 26-yard field goal, 13:36
LA - Baer 25-yard field goal, 3:11
LA - Baer 39-yard field goal, 0:10

RUSHING:

LA - Harris 21-120, 2; Broadway 15-108, 1; Gautier 1-16; Peoples 1-10; Pierce 2-10; Reed 2-3

PASSING:

LA - Broadway 32-21-1, 316, 1; Gautier 2-1-0, 8, 0; Peoples 1-0-0

RECEIVING:

LA - Robinson 6-116, 1; Lawson 4-71, 1; Peoples 3-43; Thompson 3-27; Brown 2-30; Reed 1-16; Surgent 1-10; Maxwell 1-7; Butler 1-4

	ECU	LA
First downs	24	25
Rushes-yards	30-143	42-267
Passing yards	278	324
Return yards	96	159
Passing A-C-I	43-25-1	35-22-1
Punts-Yds.-Avg.	6-278-46.3	5-212-42.4
Fumbles-Lost	1-0	1-1
Penalties-Yards	0-0	4-50
Time of Possession	27:17	32:43



LOUISIANA BOWL HISTORY

2014 R+L Carriers New Orleans Bowl

Louisiana 16, Nevada 3
December 20, 2014 | New Orleans, La. | Att.: 34,014

FINAL SCORE	1	2	3	4	F
Nevada	0	3	0	0	3
Louisiana	10	0	0	6	16

NEW ORLEANS – The old adage, 'Defense Wins Championships' was on display in the 14th annual R+L Carriers New Orleans Bowl at the Mercedes-Benz Superdome as the Louisiana Ragin' Cajuns held Nevada in check all game, dominating defensively in a 16-3 win.

The three points allowed by Louisiana set a school bowl record, as well as the New Orleans Bowl-record. Nevada's high-flying offense had not been held without a touchdown since a 35-0 loss at Notre Dame on Sept. 5, 2009.

Terrance Broadway finished 26-of-31 passing for 227 yards and was named MVP, becoming the first two-time MVP in New Orleans Bowl history. He completed his first 14 passes setting the record for the most consecutive completions to start a game in NCAA Division I bowl history.

Wolfpack quarterback Cody Fajardo, who entered the game averaging 281 yards of total offense per game, was held to 173 yards.

The Cajuns scored on the game's opening possession, driving 77 yards in eight plays. Broadway connected on a 17-yard touchdown pass to C.J. Bates at 11:26 for what proved to be all the offense his team would need.

Hunter Stover put the Cajuns up 10-0 late in the first quarter with a 46-yard field – the longest of his collegiate career.

After a defensive stop and a short punt by Daniel Cadona, Nevada (7-6) took over at the UL 26-yard line. A 21-yard field goal by Brent Zuzo trimmed the Louisiana lead to 10-3 with 2:42 remaining in the first half.

After a scoreless third quarter, Stover tacked on a 30-yard and 35-yard field goal in the fourth quarter. His final make provided a 16-3 lead with 4:46 remaining in the game.

Any chance a late rally by the Wolfpack was halted on the ensuing possession. After a first down at the Nevada 39, Darzil Washington sacked Fajardo for a loss of six yards which led to a failed fourth down conversion at 3:48.

SCORING

First Quarter

LA - Bates 17-yd pass from T. Broadway (Stover kick), 11:26

LA - Stover 46-yd field goal, 2:55

Second Quarter

NEV - Brent Zuzo 21-yd field goal, 2:42

Fourth Quarter

LA - Stover 30-yd field goal, 11:51

LA - Stover 35-yd field goal, 4:46

RUSHING:

LA - McGuire 16-99; Harris 13-70; Broadway 13-7; Reed 1-8.

PASSING:

LA - Broadway 26-31-1-227.

RECEIVING:

LA - McGuire 5-54; Butler 8-53; Fuselier 6-50; Pettis 3-30; Riles 3-23; Bates 1-17.

	NEV	LA
First downs	13	26
Rushes-yards	28-89	43-184
Passing yards	124	227
Return yards	0	16
Passing A-C-I	14-29-0	26-31-0
Punts-Yds.-Avg.	5-210-42.0	3-106-35.3
Fumbles-Lost	1-1	1-1
Penalties-Yards	1-5	1-15
Time of Possession	23:06	36:54



LOUISIANA BOWL HISTORY

2016 R+L Carriers New Orleans Bowl

Southern Miss 28, Louisiana 21
December 17, 2016 | New Orleans, La. | Att.: 35,061

FINAL SCORE	1	2	3	4	F
Southern Miss	14	0	7	7	28
Louisiana	7	7	0	7	21

NEW ORLEANS – Southern Miss used a pair of quick-scoring drives to grab the lead early and managed to hold the Louisiana Ragin' Cajuns in check in claiming a 28-21 win on Saturday in the 2016 R+L Carriers New Orleans Bowl at the Mercedes-Benz Superdome.

The Ragin' Cajuns fell in a New Orleans Bowl contest for the first time in five appearances.

A forced fumble by Tre'maine Lightfoot on a sack of Nick Mullens at 7:58 in the second quarter led to a 12-yard rushing touchdown from Dion Ray that brought Louisiana (6-7) into a 14-all tie.

Southern Miss recaptured the lead four minutes into the second half when Mullens connected with Allenzae Staggars for a five-yard touchdown pass at 10:42 of the third quarter.

Louisiana collected three first downs on the ensuing possession in an attempt to score an equalizer, but the Golden Eagles defense came up with a fourth down stop at the USM 32.

USM's lead returned to two scores on a 14-play, 83-yard drive that bridged the third and fourth quarters. Smith ripped off runs of 24 and 13 yards to bring the Golden Eagles into a first-and-goal situation before plunging in from one yard out with 12:26 remaining to return the lead to two scores at 28-14.

The Ragin' Cajuns battled back once more, using a Travis Crawford 53-yard interception return to set up an Anthony Jennings touchdown rush with 5:05 left to play that trimmed the USM lead to 28-21.

The defense would return the ball to the offense holding the Golden Eagles on third down at the USM 46. Elijah McGuire converted on fourth down for a first down at the UL 49 with 30 seconds showing, but a nine-yard sack put Louisiana into a second-and-long that proved too much to dig out of.

SCORING

First Quarter

USM - I. Smith 11 yd run (Shaunfield, P. kick), 9:39
USM - I. Smith 6 yd pass from Mullens (Shaunfield kick), 7:17
LA - Jennings 4 yd run (Artigue kick), 3:15

Second Quarter

LA - Ray 12 yd run (Artigue kick), 7:28

Third Quarter

USM - Staggars 5 yd pass from Mullens (Shaunfield kick), 10:42

Fourth Quarter

USM - I. Smith 1 yd run (Shaunfield kick) 12:26
LA - A. Jennings 3 yd run (Artigue kick) 5:10

RUSHING:

LA - McGuire 17-99; Jennings 20-19; Wright 2-17; Ray 4-11; Riles 2-7; Davis 1-4; Hoggins 1-0.

PASSING:

LA - Jennings 8-20-0-95; Riles 0-1-0-0; Ray 0-1-0-0.

RECEIVING:

LA - Riles 5-64; Bradley 1-12; Barnes 1-12; McGuire 1-7.

	USM	LA
First downs	22	21
Rushes-yards	32-135	47-157
Passing yards	346	95
Return yards	23	147
Passing A-C-I	42-25-1	22-8-1
Punts-Yds.-Avg.	4-171-42.8	6-250-41.7
Fumbles-Lost	2-1	0-0
Penalties-Yards	13-131	6-57
Time of Possession	30:34	29:26



LOUISIANA BOWL HISTORY

2018 AutoNation Cure Bowl

Tulane 41, Louisiana 24
December 15, 2018 | Orlando, Fla. | Att.: 19,066

FINAL SCORE	1	2	3	4	F
Tulane	21	3	3	14	41
Louisiana	7	3	7	7	24

ORLANDO - Louisiana Football pulled within one score of Tulane in the fourth quarter, but could not overcome a deficit created by 24 unanswered first-half points from the Green Wave, who went on to defeat the Ragin' Cajuns, 41-24, in Orlando, on Saturday afternoon.

The Ragin' Cajuns found themselves down just 27-24 with 10:16 to play in the game, but two touchdowns by the Green Wave in the span of 43 seconds with under four minutes remaining in the ball game proved to be the difference.

Louisiana jumped ahead early, marching 37 yards in five plays before Calais broke free down the left side of the field for 38 yards to give the Ragin' Cajuns a 7-0 lead 2:35 into the contest. It was all Tulane for the remainder of the opening quarter after the Green Wave scored 21 unanswered points to take a 14-point advantage after 15 minutes of play.

The defense came up with a big stop late in the first half when Trahan picked off Tulane's Justin McMillan, Trahan's first interception of the season, and returned it 63 yards to set up the Ragin' Cajuns at the Tulane 37. From there, the offense gained 13 yards to set up a 43-yard field goal for senior kicker Kyle Pfau, which he hit to pull Louisiana within 14 points, 24-10, at halftime.

Following a big fourth-down stop on Tulane's opening drive, the Louisiana offense took over and got going early when Nunez hit Bradley for 26 yards to move into Green Wave territory. Four plays later, sophomore running back Elijah Mitchell found the end zone for the 13th time this season, scoring from three yards out to pull the Cajuns within 24-17.

After Tulane answered with a 26-yard field goal to go ahead 27-17 with 2:58 in the third quarter, Louisiana scored the opening touchdown of the fourth quarter when Nunez connected with junior wide receiver Jarrod Jackson, who overpowered his defender to haul in the 13-yard pass, to cut the Green Wave lead to 27-24 with 10:16 remaining on the clock.

Darius Bradwell extended Tulane's lead back to 10 points, 34-24, with 3:49 to play in the game when he scored his second touchdown of the game for the Green Wave from four yards out. McMillan secured the game 43 seconds later for Tulane with a 16-yard rushing score to secure the 41-24 victory.

SCORING

First Quarter

LA - Calais 38 yd run (Pfau kick), 12:25
TLN - Bradwell 15 yd run (Glover kick), 9:49
TLN - Encalade 38 yd pass from McMillan (Glover kick), 5:21
TLN - Jones 1 yd run (Glover kick), 0:48

Second Quarter

TLN - Glover 38 yd field goal, 10:14
LA - Pfau 43 yd field goal, 0:00

Third Quarter

LA - Mitchell 3 yd run (Pfau kick), 9:46
TLN - Glover 26 yd field goal, 2:58

Fourth Quarter

LA - J. Jackson 13 yd pass from Nunez (Pfau kick), 10:16
TLN - Bradwell 4 yd run (Glover kick), 3:49
TLN - McMillan 16 yd run (Glover kick), 3:06

RUSHING:

LA - Calais 3-41, Ragas 10-40, Mitchell 6-26, Lewis 2--5, Nunez 9--18

PASSING:

LA - Nunez 8-17-1-136, Lewis 3-7-0-38

RECEIVING:

LA - Malone 3-59, Bradley 2-51, Barnes 3-29, Ragas 1-15, Jackson 1-13-1, Mitchell 1-7

	TLN	LA
First downs	28	11
Rushes-yards	68-337	30-84
Passing yards	145	174
Return yards	79	102
Passing A-C-I	11-18-1	11-25-1
Punts-Yds.-Avg.	2-83-41.5	7-281-40.1
Fumbles-Lost	1-1	0-0
Penalties-Yards	1-5	1-15
Time of Possession	40:31	19:29



LOUISIANA BOWL HISTORY

2019 LendingTree Bowl

Louisiana 27, Miami (Ohio) 17
January 6, 2019 | Mobile, Ala. | Att.: 29,212

FINAL SCORE	1	2	3	4	F
Louisiana	0	10	14	3	27
Miami (Ohio)	0	7	3	7	17

MOBILE, Ala. – Behind a record-setting performance by quarterback Levi Lewis and timely defensive stops, Louisiana earned its first victory in a bowl game since the 2014 R+L Carriers New Orleans Bowl when it defeated Miami (Ohio), 27-17, in the LendingTree Bowl on Monday night.

Louisiana (11-3, 7-1 SBC) wrapped up its historic 2019 season with 11 wins, a Sun Belt West Division title, numerous school records broken and the team's first win in a bowl game outside of the state of Louisiana since it defeated Arkansas A&M, 24-7, in the 1944 Oil Bowl in Houston.

After a scoreless first quarter, Miami (Ohio) struck first with 10:25 showing on the game clock when Jaylon Bester rushed in from five yards out to put the Redhawks ahead 7-0. Four minutes later, Artigue booted through a 33-yard field goal to put the Ragin' Cajuns on the board.

Mitchell gave Louisiana its first lead with 65 seconds left in the first half when he powered his way into the end zone from two yards out, sending the Ragin' Cajuns into halftime with a 10-7 lead.

Louisiana got off to an electric start to open the second half, capping off a nine-play, 70-yard drive with a nine-yard touchdown pass from Lewis to Bradley to push the lead to 17-7 with 10:51 on the clock.

After Miami (Ohio) (8-6) connected on a 39-yard field goal, Louisiana found the end zone once again when Bradley hauled in his second touchdown of the night on third down from 12-yards out to go up, 24-10.

The Redhawks made some noise early in the fourth quarter when Bester scored his second touchdown to highlight a 77-yard drive and cut the deficit to one score. Artigue answered in a big way with a 38-yard boot to push the lead back to 27-17.

Needing a big stop in a big moment, Louisiana's defense buckled down on the goal line and forced a turnover on downs to seal the 27-17 bowl victory.

SCORING

Second Quarter

MIAMI - Bester 5 yd run (Sloman kick), 10:25

LA - Artigue 33 yd field goal, 6:32

LA - Mitchell 2 yd run (Artigue kick), 1:05

Third Quarter

LA - Bradley 9 yd pass from Lewis (Artigue kick), 10:51

MIAMI - Sloman 39 yd field goal, 5:18

LA - Bradley 12 yd pass from Lewis (Artigue kick), 2:26

Fourth Quarter

MIAMI - Bester 1 yd run (Sloman kick), 11:35

LA - Artigue 38 yd field goal, 4:35

RUSHING:

LA - Lewis 8-62, Mitchell 11-55, Ragas 7-24, Calais 3 - -5

PASSING:

LA - Lewis 19-26-2-246

RECEIVING:

LA - Bradley 7-88-2, Gossett 2-79, Williams 3-40, Bell 2-28, LeBlanc 1-8

	LA	MIAMI
First downs	18	22
Rushes - Yards	34-160	37-146
Passes - Yards	26-246	31-248
Passing A-C-TD-I	19-26-2-0	22-31-0-0
Fumbles-Lost	0-0	0-0
Penalties-Yards	9-53	3-23
Time of Possession	28:17	31:43



LOUISIANA BOWL HISTORY

2020 SERVPRO First Responder Bowl

Louisiana 31, UTSA 24
December 26, 2020 | Dallas, Texas | Att.: 3,512

FINAL SCORE	1	2	3	4	F
Louisiana	7	10	7	7	31
UTSA	0	7	14	3	24

DALLAS – For the second consecutive season, Louisiana Football emerged victorious in its bowl game after it defeated UTSA, 31-24, to claim the 2020 SERVPRO First Responder Bowl title on Saturday afternoon at Gerald J. Ford Stadium.

Powered by a stellar performance from the game's Most Valuable Player, Elijah Mitchell, the No. 19-ranked Ragin' Cajuns (10-1, 7-1 Sun Belt) locked up their second-straight 10-win season.

Louisiana opened the scoring on Saturday when Lewis found Williams for the 15-yard score to cap off an eight-play, 68-yard drive on its opening possession. After Kenneth Almendares added a field goal, UTSA answered when Frank Harris scored from 11 yards out with 4:33 remaining in the half.

Lewis led the Ragin' Cajuns down the field right before the break, slinging a pass to Lacy in the back of the end zone to put Louisiana up 17-7 at halftime.

It was a dream start to the second half when Gardner scooped up a UTSA fumble, setting up the offense on the Roadrunner three yard line. Mitchell answered on the first play, pounding his way into the end zone from three yards out to extend the lead to 24-7.

UTSA took advantage of turnover and a costly Louisiana penalty on back-to-back drives, scoring two passing touchdowns to pull within 24-21 with 4:09 to play in the third quarter.

After the Roadrunners tied things up with a 20-yard field goal, the Ragin' Cajuns put together a 12-play, 72-yard drive that was capped off by a powerful one-yard touchdown run by Ragas to push Louisiana back in front 31-24.

Louisiana's defense came up big at the end of the contest, making a critical stop on fourth down to turn the ball back over to the offense, which successfully milked the clock to secure the SERVPRO First Responder Bowl title.

SCORING

First Quarter

LA - Williams 15 yd pass from Lewis (Almendares kick), 10:43

Second Quarter

LA - Almendares 31 yd field goal, 8:27

UTSA - Harris 11 yd run (Duplessis kick), 4:33

LA - Lacy 10 yd pass from Lewis (Almendares kick), 1:21

Third Quarter

LA - Mitchell 3 yd run (Almendares kick), 14:19

UTSA - Franklin 29 yd pass from Harris (Duplessis kick), 10:14

UTSA - Cephus 10 yd pass from Harris (Duplessis kick), 4:09

Fourth Quarter

UTSA - Duplessis 20 yd field goal, 13:32

LA - Ragas 1 yd run (Almendares kick), 7:16

RUSHING:

LA - Mitchell 19-127, Ragas 14-98, Lewis 7-25, Smith 3-18

PASSING:

LA - Lewis 12-22-146-2

RECEIVING:

LA - Mitchell 2-45, Lacy 4-38-1, Smith 3-32, Williams 1-15

Gossett 1-14, Johnson 1-2

	LA	UTSA
First downs	23	27
Rushes - Yards	46-276	44-249
Passes - Yards	12-146	31-248
Passing A-C-TD-I	19-26-2-0	22-31-0-0
Fumbles-Lost	0-0	0-0
Penalties-Yards	9-53	3-23
Time of Possession	28:17	31:43



LOUISIANA BOWL HISTORY

2021 R+L Carriers New Orleans Bowl

Louisiana 36, Marshall 21
December 18, 2021 | New Orleans, La. | Att.: 21,642

FINAL SCORE	1	2	3	4	F
Louisiana	10	6	0	20	36
Marshall	7	7	7	0	21

NEW ORLEANS – As one era of Louisiana Ragin' Cajuns football came to an end, another one started off with an impressive overall performance.

In the debut for head coach Michael Desormeaux, Louisiana (No. 16 Associated Press, No. 17 USA Today/AFCA Coaches Poll, No. 23 CFP) won its 13th consecutive game since an Sept. 4 loss at Texas. The 36-year-old Desormeaux joined his predecessor, Billy Napier (2018), and Sam Robertson (1980) as the only Louisiana coaches in the Division I era to win in his debut.

Emani Bailey scored on runs of 4 and 2 yards in the fourth quarter while New Orleans native Montrell Johnson added a 3-yard run as Louisiana (13-1) overcame a 21-16 deficit in its first-ever matchup against Marshall (7-6).

Louisiana scored on its first two possessions to take a 10-0 first-quarter lead as Lewis engineered a 13-play, 81-yard drive on the opening possession with a 9-yard scoring pass to Kyren Lacy before Nate Snyder booted a 42-yard field goal.

Marshall, making its New Orleans Bowl debut and the 21st different school to play in the event, used the legs of running back Rasheen Ali to take a 14-10 lead in the second quarter. Ali, who rushed for 160 yards on 20 carries, scored on a 63-yard run late in the first quarter before giving the Herd a 14-10 lead with his 14-yard TD run around the right side with 10:32 remaining in the half.

Louisiana got a 25-yard field goal from Snyder with 1:28 left in the half to cut Marshall's lead to 14-13 before Bralen Trahan's interception helped the Ragin' Cajuns take a 16-14 lead when Snyder kicked his third field goal of the game – a 24-yarder – at the first-half buzzer.

Ali scored his third TD of the game on a 9-yard run up the middle to cap a 13-play, 63-yard drive and give Marshall a 21-16 lead.

Lewis connected with Michael Jefferson on a 48-yard strike on third-and-13 to the Marshall 12 before Bailey capped the 8-play drive with a 4-yard TD run with 8:20 remaining. The Ragin' Cajuns defense forced a three-and-out on Marshall's next possession and immediately drove 73 yards in six plays as Johnson scored on a 3-yard run to put Louisiana ahead, 29-21. Lewis and Jefferson connected on a 54-yard pass to the Marshall 17 – the only pass thrown by Lewis on the drive. Another three-and-out by the Thundering Herd led to a 6-play, 52-yard for Louisiana as Bailey scored his second TD of the night – a 2-yard run with 1:41 left.

Bailey led a trio of rushers who had 10 or more carries with 94 yards on 17 attempts. Lewis added 74 yards on 12 carries, including a 55-yard run that set up Snyder's second field goal of the game. Johnson added 54 yards on 19 carries as Louisiana recorded 498 yards of total offense including 220 on the ground.

Jefferson posted 108 yards on three receptions for Louisiana while Jacob Bernard, who had three receptions for 25 yards entering the game, caught a pair of passes for 59 yards highlighted by a career-long 42-yard grab late in the second quarter.

SCORING

First Quarter

LA - Lacy 15 yd pass from Lewis (Snyder kick), 9:26
 LA - Snyder 42 yd field goal, 1:29
 MAR - Ali 63 yd run (Ciucci kick), :50

Second Quarter

MAR - Ali 14 yd run (Ciucci kick), 10:32
 LA - Snyder 25 yd field goal, 1:28
 LA - Snyder 24 yd field goal, :00

Third Quarter

MAR - Ali 9 yd run (Ciucci kick), 1:01

Fourth Quarter

LA - Bailey 4 yd run (Lewis pass failed), 8:20
 LA - Johnson 3 yd run (Snyder kick), 3:54
 LA - Bailey 2 yd run (Snyder kick), 1:41

RUSHING:

LA - Bailey 17-94-2 TD, Johnson 19-54-1 TD


PASSING:

LA - Lewis 19-31-270-1 TD

RECEIVING:

LA - Jefferson 3-108, Bernard 2-59, Stephens 3-30, Fleming 4-27

	LA	MAR
First downs	23	13
Rushes - Yards	51-220	30-187
Passes - Yards	20-278	15-99
Passing C-A-TD-I	20-32-2-0	15-26-1-1
Fumbles-Lost	0-0	0-0
Penalties-Yards	6-50	9-80
Time of Possession	37:26	22:34



LOUISIANA BOWL HISTORY

2011 R+L Carriers New Orleans Bowl Attendance: 42,841 (Previous Bowl Game Record)

Individual Statistics

RUSHING: Harris 14-62; Gautier 9-22; McGuire 2-6; Lawson 1-1; Walker 1-0; Spikes 1-(-2).

PASSING: Gautier 24-50-1-470-3; McGuire 1-1-0-22-0; Masson 0-1-0-0-0; Harris 0-1-0-0-0.

RECEIVING: Lawson 9-193-2; Green 5-121-1; Peoples 5-50; Surgent 3-93; Bentley 1-22; Thompson 1-11; McGuire 1-2.

2013 R+L Carriers New Orleans Bowl Attendance: 54,728 (Current Bowl Game Record)

Individual Statistics

RUSHING: Harris 13-74; McGuire 11-45; Nixon 7-29; Broadway 14-21; Team 1-(-1).

PASSING: Broadway 12-19-2-143; Nixon 2-2-0-14.

RECEIVING: McGuire 7-94; Robinson 4-50; Surgent 2-2; Harris 1-11.

LOUISIANA BOWL RECORDS

TEAM RECORDS

Total Offense

Most Plays83 in 2021
Most Yards591 in 2012

First Downs

First Downs, Total.....26 in 2014
First Downs, Rushing.....15 in 2014
First Downs, Passing15 in 2012
First Downs, Penalty3 in 1970 & 2016

Rushing

Most Attempts.....51 in 2021
Most Yards267 in 2012
Most Touchdowns4 in 2012
Fewest Attempts.....30 in 2018
Fewest Yards22 in 1970
Fewest Touchdowns0 in 2014

Passing

Most Attempts.....35 in 2012
Most Completions.....26 in 2014
Most Yards324 in 2012
Most Touchdowns2 in 1970
Most Interceptions.....7 in 1970
Fewest Attempts.....18 in 2018
Fewest Completions.....8 in 2016
Fewest Yards95 in 2016
Fewest Interceptions.....0 in 2021

Miscellaneous

Most Points.....43 in 2012
Least Points.....16 in 2014
Touchdowns5 in 2012
Most Fumbles5 in 1970
Most Fumbles Lost.....1 in 1970, 2012 & 2014
Most Penalties8 in 1970
Most Penalty Yards.....84 in 1970
Most Interceptions Made2 in 1970
Most Int. Return Yards.....82 in 2013
Time of Possession.....36:54 in 2014
Third Down Conversions.611 (11-18) in 2012
Fourth Down Conversions500 (1-for-2) in 2018

INDIVIDUAL RECORDS

Scoring

Points (Game).....13 by Brett Baer, 2012
TDs (Game)2 by Ja'Marcus Bradley, 2019
2 by Anthony Jennings, 2016
2 by Alonzo Harris, 2012
2 by Javone Lawson, 2011
2 by Nelson Schexnayder, 1970
Points (Career)22 by Brett Baer, 2011-12
TDs (Career)3 by Elijah Mitchell, 2017-20
3 by Javone Lawson, 2011-12
3 by Alonzo Harris, 2011-13
Kick Points (Game)13 by Brett Baer, 2012
Kick Points (Career)22 by Brett Baer, 2011-12
PAT Made (Game)4 by Brett Baer, 2012
PAT Att. (Game)5 by Brett Baer, 2012
PAT Made (Career)4 by Brett Baer, 2012
PAT Att. (Career).....5 by Brett Baer, 2012
FGM (Game).....3 by Hunter Stover, 2014
3 by Brett Baer, 2012
FGA (Game)4 by Hunter Stover, 2014
FGM (Career)5 by Brett Baer, 2011-12
FGA (Career)5 by Brett Baer, 2011-12

Passing

Attempts.....40 by Blaine Gautier, 2011
Completions.....26 by Terrance Broadway, 2014
Yards.....470 by Blaine Gautier, 2011
Touchdowns.....3 by Blaine Gautier, 2011
Interceptions.....7 by George Coussan, 1970
Longest Pass.....56 by Gautier to Surgent, 2011
Att. (Career).....82 by Terrance Broadway, 2011-14
Comp. (Career).....59 by Terrance Broadway, 2011-14
Yards (Career)686 by Terrance Broadway, 2011-14

Rushing

Attempts.....22 by Robert Gill, 1970
Yards.....127 by Elijah Mitchell, 2020
Touchdowns.....2 by Anthony Jennings, 2016
2 by Alonzo Harris, 2012
Longest Rush.....68 by Alonzo Harris, 2012
Attempts (Career)61 by Alonzo Harris, 2011-14
Yards (Career)306 by Alonzo Harris, 2011-14
TDs (Career)3 by Elijah Mitchell, 2017-2020
3 by Alonzo Harris, 2011-13

Receiving

Receptions9 by Javone Lawson, 2011
Yards.....193 by Javone Lawson, 2011
Touchdowns.....2 by Ja'Marcus Bradley, 2019
2 by Javone Lawson, 2011
Receptions (Career) ..13 by Javone Lawson, 2011-12
Yards (Career)264 by Javone Lawson, 2011-12
TDs (Career)3 by Javone Lawson, 2011-12

Total Offense

Most Plays59 by Blaine Gautier, 2011
Most Yards492 by Blaine Gautier, 2011
Plays (Career).....124 by Terrance Broadway, 2011-14
Yds (Career)822 by Terrance Broadway, 2011-14

Total Defense

Total Tackles.....11 by Lorenzo McCaskill, 2020
11 by Jemarious Moten, 2011
11 by Lance Kelley, 2011
Solo Tackles7 by Corey Trim, 2014
7 by Trae Johnson, 2012
Assisted Tackles7 by Lorenzo McCaskill, 2020
7 by Jemarious Moten, 2011
TFL.....2 by Joe Dillon, 2019
2 by Tre'maine Lightfoot, 2016
2 by Darzil Washington, 2014
2 by Trae Johnson, 2013
2 by Bill Bentley, 2011
TFL Yards.....19 by Darzil Washington, 2014
QB Sacks.....2 by Darzil Washington, 2014
QB Sack Yds.....19 by Darzil Washington, 2014
Interceptions.....2 by Sean Thomas, 2013
Interception Return Yards.....82 by Corey Trim, 2013
Long Interception Return.....82 by Corey Trim, 2013
Passes Defended.....3 by Melvin White, 2011

Punting

Punts.....7 by Rhys Byrns, 2018
7 by Daniel Cadona, 2013
7 by Roy Pendergraft, 1970
Punting Yards286 by Daniel Cadona, 2013
Highest Average.45.2 by Rhys Byrns, 2019
Long Punt.....49 by Steven Coutts, 2016
Most Punts (Career) ...13 by Rhys Byrns, 2018-Pres.
Most Yards (Career)...535 by Rhys Byrns, 2018-Pres.
Best Avg. (Career)41.0 by Brett Baer, 2011-12

Kickoff Returns

Returns.....7 by Darryl Surgent, 2012
Return Yards129 by Darryl Surgent, 2012
129 by C. Reggie Dupre, 1970
Best Average25.8 by C. Reggie Dupre, 1970
Longest Return.....35 by Raymond Calais, 2018

Punt Returns

Returns.....3 by Darryl Surgent, 2013
Return Yards92 by Darryl Surgent, 2011
Longest Return.....87 by Darryl Surgent, 2011

All-Purpose Yards

Most Yards283 by Darryl Surgent, 2011
(93 Rec., 92 PR, 98 KOR)
Most Yards (Career) ..434 by Darryl Surgent, 2011-12
(103 Rec., 104 PR, 227 KOR)

collegepressbox
SINCE 2005 EVERYTHING BUT THE PREGAME MEAL

2023

NATIONAL CHAMPIONSHIP

131 Teams

10 Conferences

42 Bowls

25 Awards

collegepressbox is the official
media website for Division I football

Access and download game notes, quotes, statistics, media guides,
headshots, logos and more for all FBS schools, conferences,
postseason games, awards and the College Football Playoff

**For access, please register for an account at:
collegepressbox.com/register**

 [collegepressbox](https://twitter.com/collegepressbox)

 [collegepressboxvideo](https://www.youtube.com/collegepressboxvideo)