

Workshop Timetable

Workshop	Fri	Sat		Sun
		AM	PM	
1. Quilt	←→	←→	←→	←→
2. Quilling	←→	←→	←→	←→
3. Soft toy	←→	←→		
4. Christmas decorations	←→	←→		
5. Ribbon bookmarks	←→			
6. Create-a-card	←→	←→		←→
7. Writing for fun		←→		
8. Applique T shirt		←→		
9. Macrame		←→	←→	
10. Painting		←→	←→	
11. Embroidery		←→	•••→	
12. Strippy purse		←→	←→	
13. Gingham lace		←→	•••→	
14. Table centre		←→	←→	
15. Shoulder bag		←→	←→	←→
16. Jewellery		←→		←→
17. Wildflower walk			←→	
18. Child's skirt			←→	•••→
19. Overall/pinafore			←→	←→
20. M'wave bowl holder				←→
21. Paper sculpture				←→
22. Work in progress	←→	←→	←→	←→
23. Mini Activities	←→			

More About the Camp

Contacts:

Mrs Pat Christian

4244 0172

0439 064 875

p.christian44@bigpond.com

Mrs Barbara Chaney

4262 7438

0409 049 877

barbchaney@tpg.com.au

Costs: \$190 plus your workshop expenses. Your place is secured only with the receipt of your camp fees and registration forms. Saturday visitors: \$75 plus your workshop expenses.

Venue: The Tops Conference Centre (Waratah site) - off Bendena Garden, Stanwell Tops 2508

Workshops: Workshops vary in length, and will be held on Friday evening, all day Saturday and Sunday morning, following a time of worship. Please refer to the table to help you choose one or more workshops. Numbers are limited, except for Work in Progress (handwork only, please). After your registration is received, a detailed requirements list will be emailed or posted to you closer to the camp.

Closing Date: October 26, 2019 - earlier if full.

Points of Interest: Bible talks with Fiona Oates. Christian books, patchwork and craft supplies for sale. Second-hand craft books and magazines available for a donation. Please bring your quilts / craft items for display. Swimming pool.

All Women Welcome



An outreach to women by **Be Creative NSW** in association with the Christian Education Committee of the Presbyterian Women's Association in NSW.

Join us...

Be Creative

NSW 2019



ARTS AND CRAFTS WORKSHOPS

Apps for living

6pm Friday 8th November to
3pm Sunday 10th November

Learn new skills
Make new friends
Hear Bible talks

Come and Be Inspired
by Talented & Experienced Tutors



1. Quilt - Jacquie Lockyer

Log cabin 'quilt-as-you-go' - learn the technique to make log cabin blocks (using your fabric stash) and quilt as you build them. Make a lap quilt in a weekend and enlarge it by adding more blocks. *Sewing machine required.* **ALL WEEKEND**



2. Quilling - Jean Bell

Quill a set of jewellery to match your favourite season in mauve, pink, yellow or blue, or just part of the set. **Fri** - pendant; **Sat all day** - earrings; **Sun** - brooch / decoration. Kit supplied - \$5 per session or \$15 for all four. Suitable for beginners. **ALL WEEKEND or three separate workshops**



3. Soft Toy - Jean Ferrington

Make this soft cuddly Scotty dog - it will become a good friend to a child. Your choice of three sizes. Kit supplied. Cost \$8. **FRIDAY & SATURDAY MORNING**



4. Christmas Decoration - Gillian Bartlett

Make this easy decoration with a polystyrene ball using pins, sequins and seedbeads. Approx. 55 mm diameter (not including hanger). Kit \$12.50 - makes two. **FRIDAY or SATURDAY MORNING**



5. Ribbon Bookmarks - Pat Christian

Make an attractive bookmark (or two or three) that won't ever fall out of your book - easy little gifts. Materials supplied. Cost 50c each. **FRIDAY**



6. Create-a-card - Lorraine Meller

Make cards for different occasions. All levels. All materials supplied. **Fri** - cards with a younger flavour; **Sat am** - cards with varying folds; **Sun am** - cards for all occasions. Cost \$8. **FRIDAY, SATURDAY MORNING or SUNDAY MORNING**



7. Writing for fun - Barbara Chaney

Be Creative with WORDS! Have some fun using your imagination to write a short, short story, or a poem, even write a limerick or two. **SATURDAY MORNING**




8. Applique T shirt - Heather Shaw

Applique a T shirt the easy way with fabric and fusible webbing, and fabric paint. Christmas or everyday decoration. Bring your own T shirt. Cost \$5. **SATURDAY MORNING**



9. Macrame - Fleur Creighton

Make a small macrame plant hanger (approx 1m long) with wooden beads - learn the basic square knot and variations to create your own unique piece. Pot included. \$20. **SATURDAY ALL DAY**



10. Painting & Art Techniques - Kay Woollard

Using stages of white & black gesso, acrylic paints & glazing, create this beautiful sunlit forest painting on canvas. Some painting skills would be helpful to create the various stages, & group flow will need to be maintained through each process. **SATURDAY ALL DAY**



11. Free form hand stitching - Narda Campbell

Use your embroidery to decorate an initial - your colour choice. Kit supplied with all you need. Beginners or advanced. Cost \$20. **SATURDAY MORNING, AFTERNOON optional**



12. Strippy Purse - Shirley Ralston

Make a strippy quilted purse and mobile phone/ glasses case. Kits provided (\$4) in a range of colours. Please state preferred colours when booking. *Sewing machine required.* **SATURDAY ALL DAY**



13. Gingham Lace (Chicken Scratch) - Ruth White

Trim a hand towel or tea towel, or decorate a pincushion or small cushion. **SATURDAY MORNING, AFTERNOON optional**




14. Table centre - Mardi McDonald

A very simply made table decoration which can be varied depending on the fabric choices you make. *Sewing machine required.* **SATURDAY ALL DAY**



15. Shoulder bag - Dorothy Fulton

Make an attractive lined shoulder bag measuring 30cm long by 35cm across, Handle length can be varied to suit. Experienced sewers only. *Sewing machine required.* **SATURDAY ALL DAY & SUNDAY**




16. Jewellery - Wendy Weston

A class for all skill levels - be as creative as you like!! We will be making ear rings, bracelets, hair comb, necklets or bracelets. Bring pieces or beads you have at home that you may like to repair, remodel or 'refresh'. \$20 all included. **SATURDAY MORNING or SUNDAY MORNING**



17. Wildflower Appreciation Walk - Hazel Nisbet

Enjoy a bush walk, experience the beautiful flowers and stunning views. Plant identification guide provided. Please wear closed shoes. **SATURDAY AFTERNOON**



18. Child's Skirt - Rhonda Milligan

Child's flat front skirt with elastic back - sizes 2-10. Uses a selection of co-ordinating fabrics. *Sewing machine required.* **SATURDAY AFTERNOON & SUNDAY (optional)**



19. Overall/Pinafore - Michelle Parker

Trendy garments made to your measurements. Either is made from a very simple pattern consisting of 4 main pieces - a front, a back and 2 facings, and pockets if you want them. You supply your materials, I supply your pattern. *Sewing machine required.* **SATURDAY AFTERNOON & SUNDAY**




20. Microwave Bowl Holder - Barbara Chaney

Tired of burning your hands getting your bowl out of the microwave? Make a simple but attractive bowl holder that you can lift out without touching the bowl. *Sewing machine required.* **SUNDAY**



21. Paper sculpture - Lyndall Pickering, Pamela Dunn

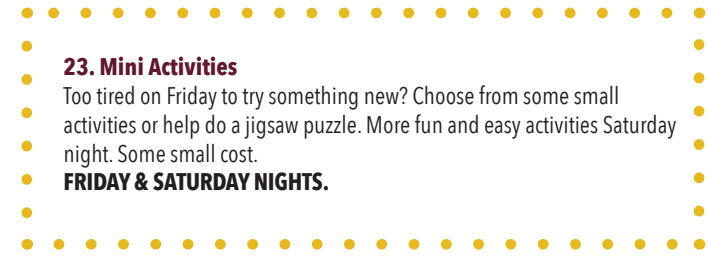
Repurpose an old paperback book into an animal / letter rack holder, or an old magazine into a Christmas tree. Chat or daydream while making something of items that were destined for paper rubbish. **SUNDAY**



22. Work in Progress

You don't want to start something new? Want to spend time on a current project? Work on your project in the company of others.

Please note: due to space restrictions, handwork only



23. Mini Activities

Too tired on Friday to try something new? Choose from some small activities or help do a jigsaw puzzle. More fun and easy activities Saturday night. Some small cost.

FRIDAY & SATURDAY NIGHTS.